
Texas Tech Athletics Mission Statement

The mission of the Texas Tech Department of Intercollegiate Athletics is to provide programs that develop the character and integrity of student-athletes in their academic, athletic and personal quest for excellence. To be consistent with the principles of Texas Tech University, the department embraces the opportunities to enhance student-athlete welfare and promote diversity within student-athletes and staff with fair and equitable treatment for all. The Department of Intercollegiate Athletics will operate with fiscal responsibility and compliance under the rules, policies and procedures of Texas Tech University, the Big 12 Conference and the NCAA.






TABLE OF CONTENTS

This is Texas Tech Football

Gameday	4
Tradition	8
Guns Up	11
Mascots	12
Pregame	14
Goin' Band	15
Media Exposure	16
Big 12 Football	18
Raiders Under Mike Leach	20
Bowl Games	22
Jones AT&T Stadium	24
Football Facilities	26
Athletic Facilities	28
Big Games	30

2006 Red Raiders

Alphabetical Roster	32
Numerical Roster	34
Returning Players	36
Depth Chart	63
Newcomers	64
Under Armor	67
Offense	68
Defense	69
Coaching Staff	70
Raider Power	72
National Awards	73
Raiders in the Pros	74
Raiders in the Community	76

Coaching Staff

Mike Leach (Head Coach)	78
Assistant Coaches	83
Graduate Assistants	92
Football Support Staff	93

2006 Opponents

2006 Opponents	98
2006 Bowl Information	104
Game-by-Game Records vs. 2005 Opponents	105
Composite Schedule	106

2005 Season Review

Game Recaps	108
Honors	114
Final Season Results	115

History & Tradition

Bowl History	126
All-Americans	127
All-Conference Honors	129
Academic All-Conference	131
Tech in the Draft	132
Tech in the Pros	134
All-Star Games	136
Team Awards	137
Hall of Honor	140
Hall of Legacy	142
Letterwinners	143

Texas Tech Through the Years

Year-by-Year Scores	150
Overall Coaching Records	155
Year-by-Year Coaching Records	156
All-Time Assistant Coaches	157
Texas Tech vs. All Opponents	158

Record Book

NCAA Records	160
Individual Records	161
Team Records	174
Miscellaneous Records	176
Year-by-Year Team Statistics	178
Opponents Records	182

Media Information

The Big 12 Conference	184
Quick Facts	185
Media Information	187
Media Outlets	189
Texas Tech Sports Network	190

Administration

Donald R. Haragan, Ph.D. (Interim Chancellor)	192
Jon S. Whitmore, Ph.D (President)	192
Texas Tech Board of Regents	192
Gerald Myers (Director of Athletics)	193
Athletic Council	193
Athletic Administration	194
Texas Tech Head Coaches	194
The Red Raider Club	195
NCAA Compliance	196
President's Select	197
Texas Tech	198
Academic Excellence	200
Campus Life	202
Top Tech Alumni	204
Lubbock, TX	206
Lubbock Nightlife	208



at&t

Editor: Chris Cook

Associate Editors: Blayne Beal, Tammi Hoffman

Assistant Editors: Molly O'Mara, Adam Quisenberry,
Dennis Simmons, Sheila Tucker

Design: Thomas Knapp & Brian Mathews,
Jocose Concepts, Austin, TX

Printing: PrinTech, Texas Tech Campus

Photography: L. Scott Mann, Norvelle Kennedy, Cris Duncan, Artie Limmer, Joey Hernandez, Ian Halperin, Jay Davis, Indianapolis Colts, Miami Dolphins, New York Jets, Tennessee Titans, Houston Texans, Oakland Raiders, Denver Broncos, Baltimore Ravens.

The official 2006 Texas Tech University Football Guide was produced and published by the Texas Tech Athletics Media Relations Office.



This Is Texas
TECH



Since Mike Leach took over the program in 2000, the Gameday atmosphere at Texas Tech has become one of the greatest in all of college football. Opposing teams fear coming to Lubbock because they know that Jones AT&T Stadium has become one of the most difficult places to play in the Big 12 Conference.

Red Raider fans have turned out in droves over the last few seasons and have prompted Tech officials to begin the process of adding more seating to the 60-year old stadium. Tech set a new season attendance record in 2004 and was just short of matching that record again in 2005.

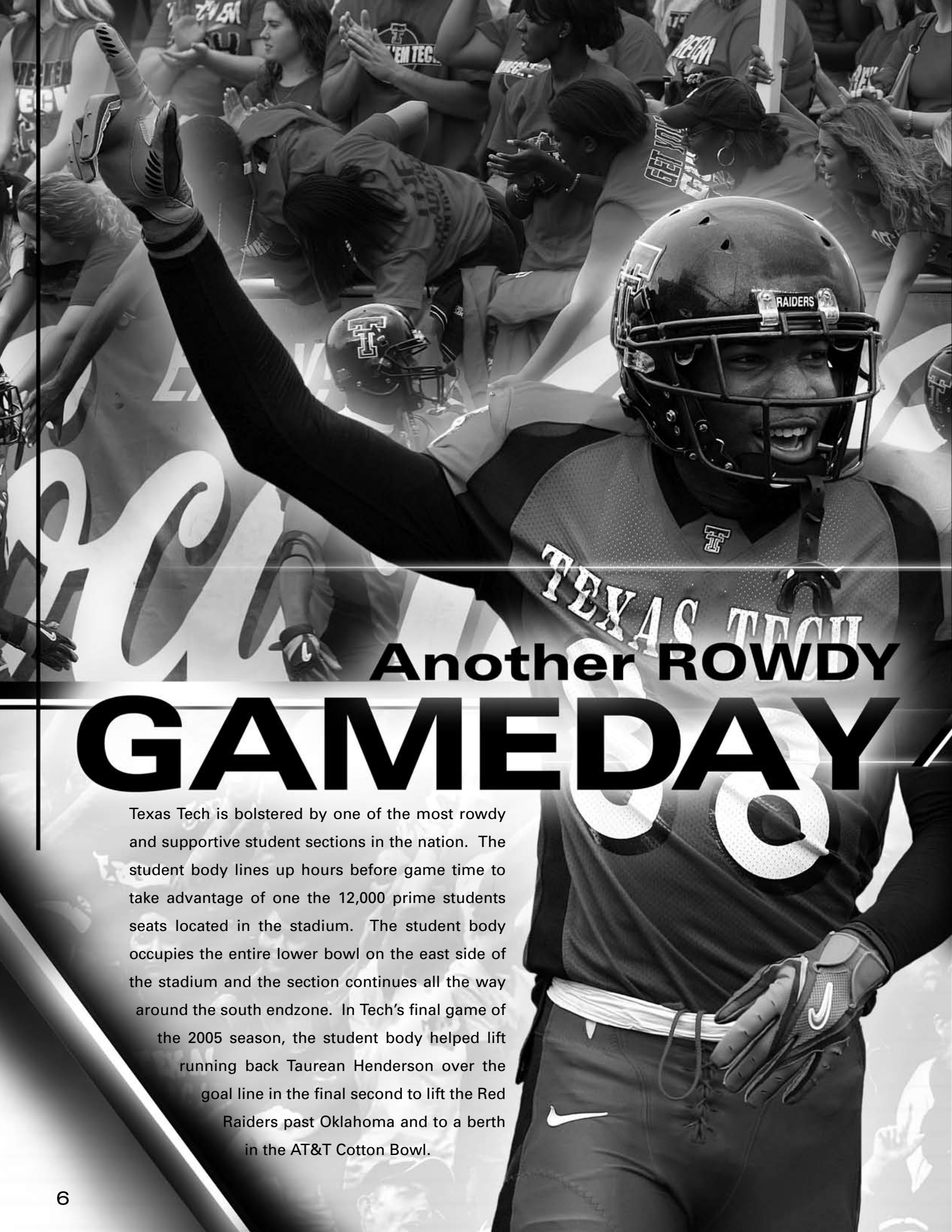
The motto "***Come Early, Be Loud and Stay Late***" certainly applies to the Red Raider faithful as barbeque grills and RV's begin showing up on Thursday afternoons and the party goes on well after the game comes to an end.

GAMEDAY

at Texas Tech







Another ROWDY GAMEDAY

Texas Tech is bolstered by one of the most rowdy and supportive student sections in the nation. The student body lines up hours before game time to take advantage of one the 12,000 prime students seats located in the stadium. The student body occupies the entire lower bowl on the east side of the stadium and the section continues all the way around the south endzone. In Tech's final game of the 2005 season, the student body helped lift running back Taurean Henderson over the goal line in the final second to lift the Red Raiders past Oklahoma and to a berth in the AT&T Cotton Bowl.





TRADITION

The HEART of Texas Tech



Tradition abounds at Texas Tech and the Spirit of Raiderland reaches out across the South Plains and is on the move across the great state of Texas. The interest level in Texas Tech has never been higher and the great traditions of this major university are making Red Raiders for Life!

For Texans, football season is the social event of the year and Red Raiders fans certainly know how to show their spirit. Whether it is through the singing of Fight! Raiders Fight! or The Matador Song with your Guns Up or wrapping Will Rogers the night before the game, Red Raider spirit is alive and well.

Once you experience the Spirit of Raiderland, and the rich tradition that surround our campus, you will be a Red Raider forever!





TRADITION

Fight! Raiders Fight!

Fight Raiders Fight!
Fight Raiders Fight!
Fight for the school we love so dearly.
You'll hit 'em high, you'll hit 'em low,
You'll push that ball across that goal.


TECH FIGHT, FIGHT!

We'll praise your name.
Boost you to fame.
Fight for the scarlet and the black!
You will hit 'em, you will wreck 'em,
Hit 'em, Wreck 'em Texas Tech!
And the victory bells will ring out!

Matador Song


Fight Matadors for Tech!
Songs of love we'll sing to thee.
Bear our banners far and wide,
Ever to be our pride.

Fearless Champions ever be,
Stand on heights of victory.
Strive for honor evermore
Long live the Matadors!



One of the most recognizable symbols of Texas Tech is Guns Up! This hand symbol is used to show support for Texas Tech and is made by making a pistol with your right hand and then holding it up at an angle.

GUNS UP



You can't speak of Texas Tech tradition without the two most recognizable mascots in college football. The official mascot of Tech is the Masked Rider, a rider outfitted in a black hat, mask and long glowing red cape atop a jet black quarterhorse. Raider Red serves as the team mascot both at home and on the road when it isn't possible to bring along the Masked Rider.

Raider Red • This colorful mascot came into existence in 1971 and was created by Jim Gaspard from a drawing by late Lubbock cartoonist Dirk West. Raider Red's student person is kept secret from the Tech community. Red has three different outfits; football, basketball, and baseball.

Nation's Best MASCOTS





The Masked Rider • On Jan. 1, 1954, Texas Tech fans attending the Gator Bowl in Tampa, Florida, witnessed the evolution of a beloved tradition that Red Raider fans would embrace for decades to come. Dressed in black clothing with a long flowing cape and mounted on a solid black gelding horse, Joe Kirk Fulton caught the eyes of the nation when he stormed out onto the playing field to lead the Red Raider football team. Ed Danforth of the Atlanta Constitution wrote: "No team in any bowl game ever made a more sensational entrance." The dramatic entry by the horse and rider electrified the crowd as well as the team, which beat Auburn 35-13.

Fifty-two years later, the Texas Tech Masked Rider is perhaps the most recognizable collegiate mascot in the country. The Masked Rider is a colorful symbol of school spirit and pride that carries a certain mystique. Wearing black riding clothes, mask, bolero hat, and scarlet cape, and perched atop Amos: a jet black quarter horse, the Masked Rider is one of college football's most unique mascots. Leading the team out onto the field before each home game, the Masked Rider can additionally be seen at other Red Raider sporting events. The rider and horse also represent Texas Tech at rodeos, parades, civic events and school activities around the state.

Serving the Masked Rider position for the 2006-07 academic school year is Amy Bell from Kermit, Texas.

The Masked Rider is selected through a process involving a horsemanship trial scored by independent professional judges and interviews with the university's Masked Rider Committee. Wells Fargo Bank established the Wells Fargo Masked Rider Endowment at Texas Tech University in 1995 to fund operations of the Masked Rider program and provide the \$2,000 Masked Rider Scholarship. Wells Fargo has pledged a total of \$250,000 to complete the endowment and guarantee the future of the Masked Rider tradition. In addition, Wells Fargo provided funding to obtain the current mascot, the Masked Rider pickup and a new horse trailer.

There is no charge for Masked Rider appearances, but the Masked Rider program does encourage donations to the Masked Rider endowment fund.

Donations may be made to the "Masked Rider Endowment Fund," TTU Box 45014, Lubbock, TX 79409. Call the Center for Campus Life at (806) 742-2192 or visit www.campuslife.ttu.edu/maskedrider for more information.

All Time Masked Riders at Texas Tech

Year	Rider, Home Town	Horse
1953-55	Joe Kirk Fulton, Lubbock	Blackie
1955-57	Jim Cloyd, Canadian	Blackie
1957-59	Donald Hollar, Guthrie	Tech Beauty
1959-61	J.H. Rhea, Lubbock	Beau Black
1961-62	Kelley Waggoner, Henderson	Tech Beauty
1962-63	Bill Durfey, Wellington	Tech Beauty
1963-65	Douglas Hollar, Guthrie	Charcoal Cody
1965-66	Douglas Wilson, Matador	Charcoal Cody
1966-68	Douglas Hollar, Guthrie	Charcoal Cody
1968-70	Johnny Bob Carruth, DeLeon	Charcoal Cody
1970-71	Tommy Martin, Throckmorton	Charcoal Cody
1971-73	Randy Jeffers, Amarillo	Charcoal Cody
1973-74	Gerald Nobles, Midland	Happy Five
1974-75	Ann Lynch, Dell City	Happy Five
1975-76	Joe Kim King, Brady	Happy Five
1976-77	Jess Wall, Perryton	Happy Five
1977-78	Larry Cade, Sonora	Happy Five
1978-79	Lee Puckitt, San Angelo	Happy VI
1979-80	Coke Hopping, Lubbock	Happy VI
1980-81	Kathleen Campbell, Portland	Happy VI-II
1981-82	Kurt Harris, Stratford	Happy VI-II
1982-83	Perry Church, Friona	Happy VI-II
1983-84	Jennifer Aullill, Lubbock	Happy VI-II
1984-85	Zurick Labrier, Dalhart	Happy VI-II
1985-86	Jerrell Key, Lubbock	Happy VI-II
1986-87	Daniel Jenkins, Higgins	Happy VI-II
1987-88	Kim Saunders, Marfa	Midnight Raider
1988-89	Lea Whitehead, Sonora	Midnight Raider
1989-90	Tonya Tinnin, Bell Ranch, N.M.	Midnight Raider
1990-91	Blaine Lemons, Colorado City	Midnight Raider
1991-92	Ralynn Key, Gail	Midnight Raider
1992-93	Jason Spence, Tahoka	Midnight Raider
1993-94	Lisa Gilbreath, Flower Mound	Double T
1994-95	Amy Smart, Dallas	Double T
1995-96	JoLynn Self, Amarillo	High Red
1996-97	Martha Reed, Knickerbocker	High Red
1997-98	Becky McDougal, Comanche	High Red
1998-99	Michael D. Abney, Athens	Black Phantom Raider
1999-00	Travis Thorne, Stanley, N.M.	Black Phantom Raider
2000-01	Lesley Gilbreath, Flower Mound	Black Phantom Raider
2001-02	Katie Carruth, Lubbock	Black Phantom Raider
2002-03	Jessica Melvin, Pierre, S.D.	Midnight Matador
2003-04	Ben Holland, Texline	Midnight Matador
2004-05	Stacy Stockard, Sanger	Midnight Matador
2005-06	Justin Burgin, Scurry	Midnight Matador
2006-07	Amy Bell, Kermit	Midnight Matador



PREGAME

Pregame at Texas Tech is one of the most awesome sights in all of college football. The activities begin with the Goin' Band From Raiderland as all 400 members run onto the field from the two tunnels located in the South End Zone.

The Band forms a gigantic Double T and the Matador Song is sung by the 50,000-plus fans in attendance. After the singing of the Matador Song, one of the most impressive sights on the college football landscape occurs when the Masked Rider charges at full gallop onto the field to bring out the Red Raiders who charge through billowing smoke.

A sight so impressive, that even visiting teams can't help but stare in awe of this magnificent spectacle.



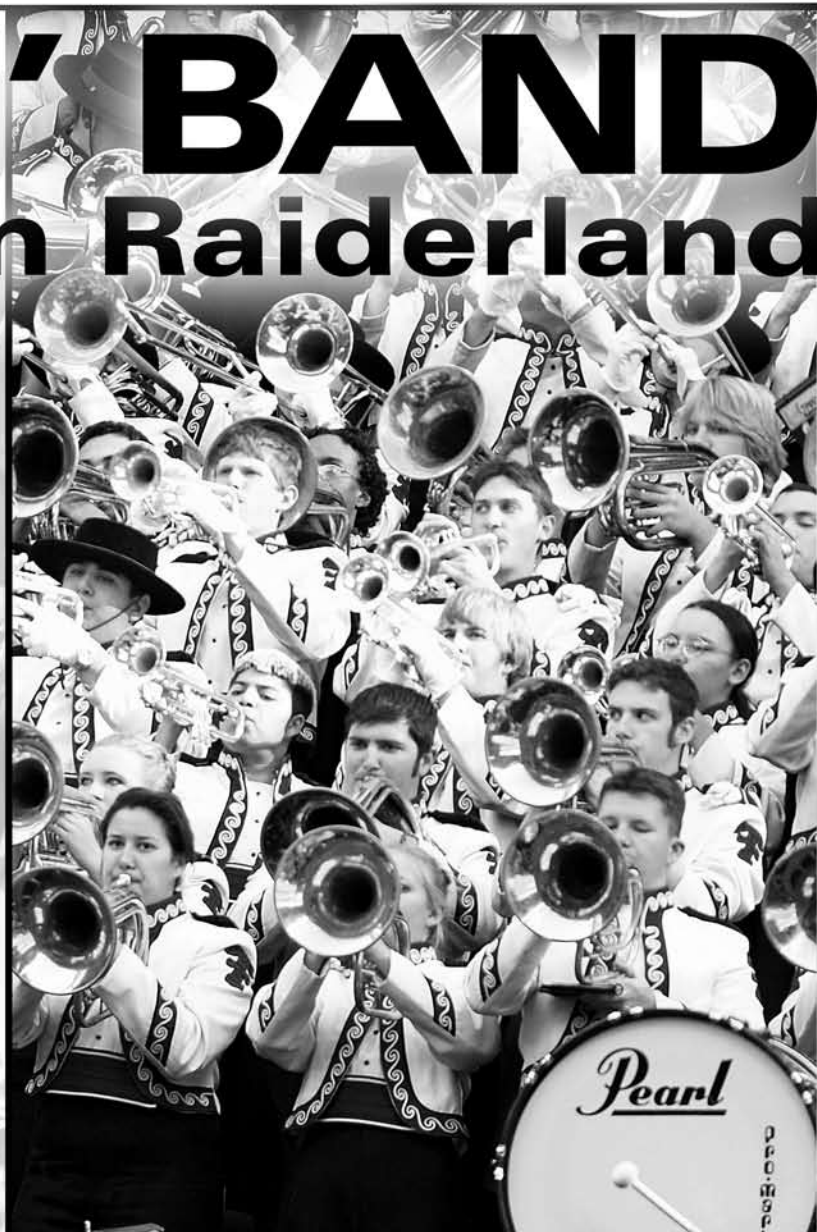


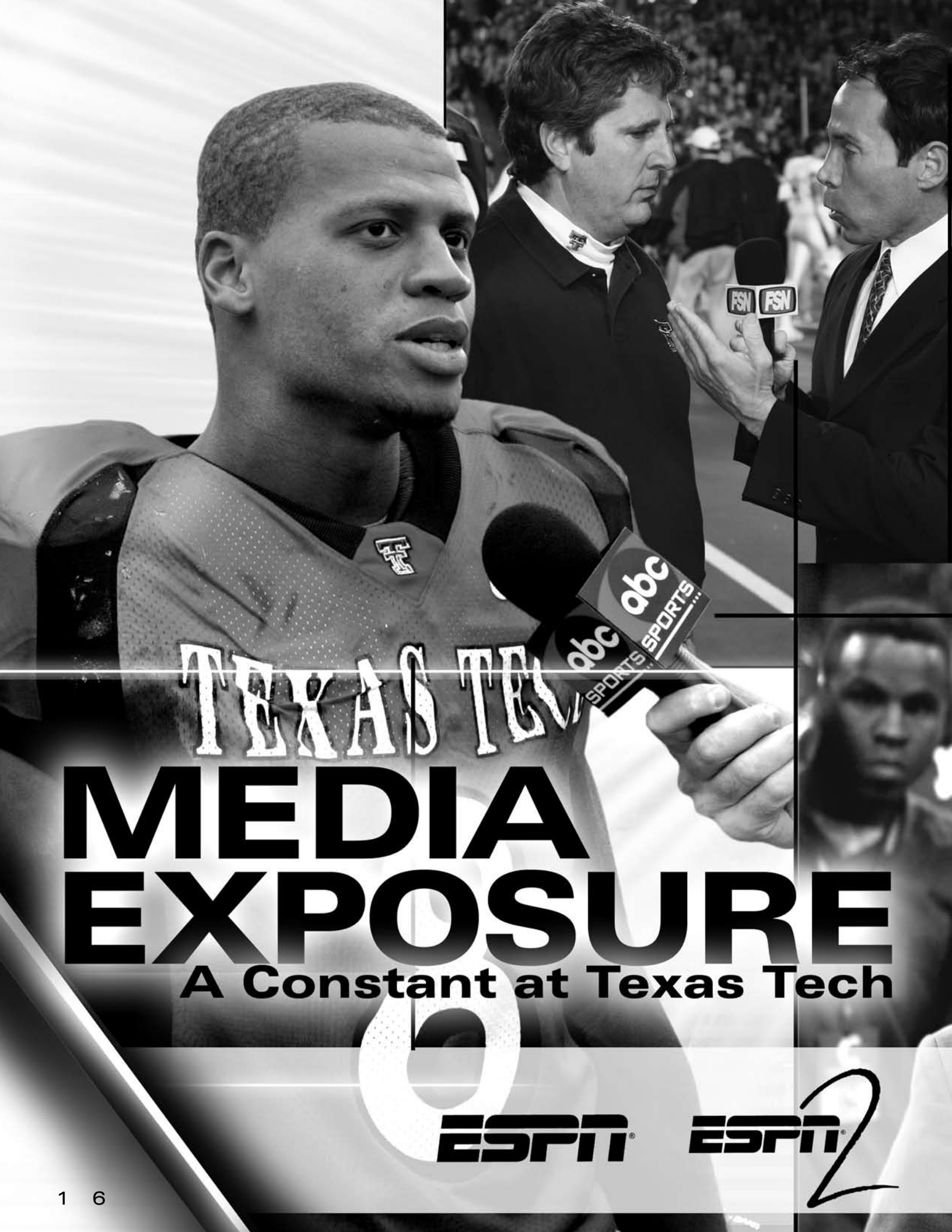
GOIN' BAND

From Raiderland

The Goin' Band From Raiderland is Texas Tech's national award-winning marching band. This 400-member group has earned the reputation as one of the best and largest marching bands in the United States. The Goin' Band has been the recipient of the coveted Sudler Trophy which honors the best intercollegiate marching band in the country. The band got its name as it was the first college marching band to travel to an away game.

The Goin' Band performs four different halftime shows each year. According to Tech fans, Texas Tech has never lost a halftime.





TEXAS TECH

MEDIA EXPOSURE

A Constant at Texas Tech

0

ESPN

ESPN 2



Texas Tech plays in one of the best football conferences in the nation and with that comes the responsibility of national media exposure. The success of the Red Raider football program over the years garners the school attention from major and mid-major news markets in Texas and all around the nation. Texas Tech played on national television eight different times last season and made appearances on four different networks (ABC, FOX, FSN, TBS and ESPN).

The national media exposure helps tremendously in the promotion of the football program and for individual honors such as The Heisman Trophy.



FSN
SOUTHWEST™

FOX
SPORTS

T/B/S
SUPERSTATION





The Big 12 Conference has become the nation's premier football conference as the league places at least seven teams in bowl games each season. From Lubbock, to Lincoln, Nebraska, and down to Austin, you will not find any better brand of football than that of the Big 12. A Big 12 Championship likely means a spot in the BCS National Title game and it certainly ensures a spot in one of the four BCS Bowls (Fiesta, Rose, Sugar and Orange).

If you are looking for prime time national exposure and want to play in front of thousands of loyal fans, Texas Tech and the Big 12 is the place to be.

XIII

BIG 12 CONFERENCE



The Big 12 Conference

Baylor University,
Waco, Texas

University of Colorado,
Boulder, Colorado

Iowa State University,
Ames, Iowa

University of Kansas,
Lawrence, Kansas

Kansas State University,
Manhattan, Kansas

University of Missouri,
Columbia, Missouri

University of Nebraska,
Lincoln, Nebraska

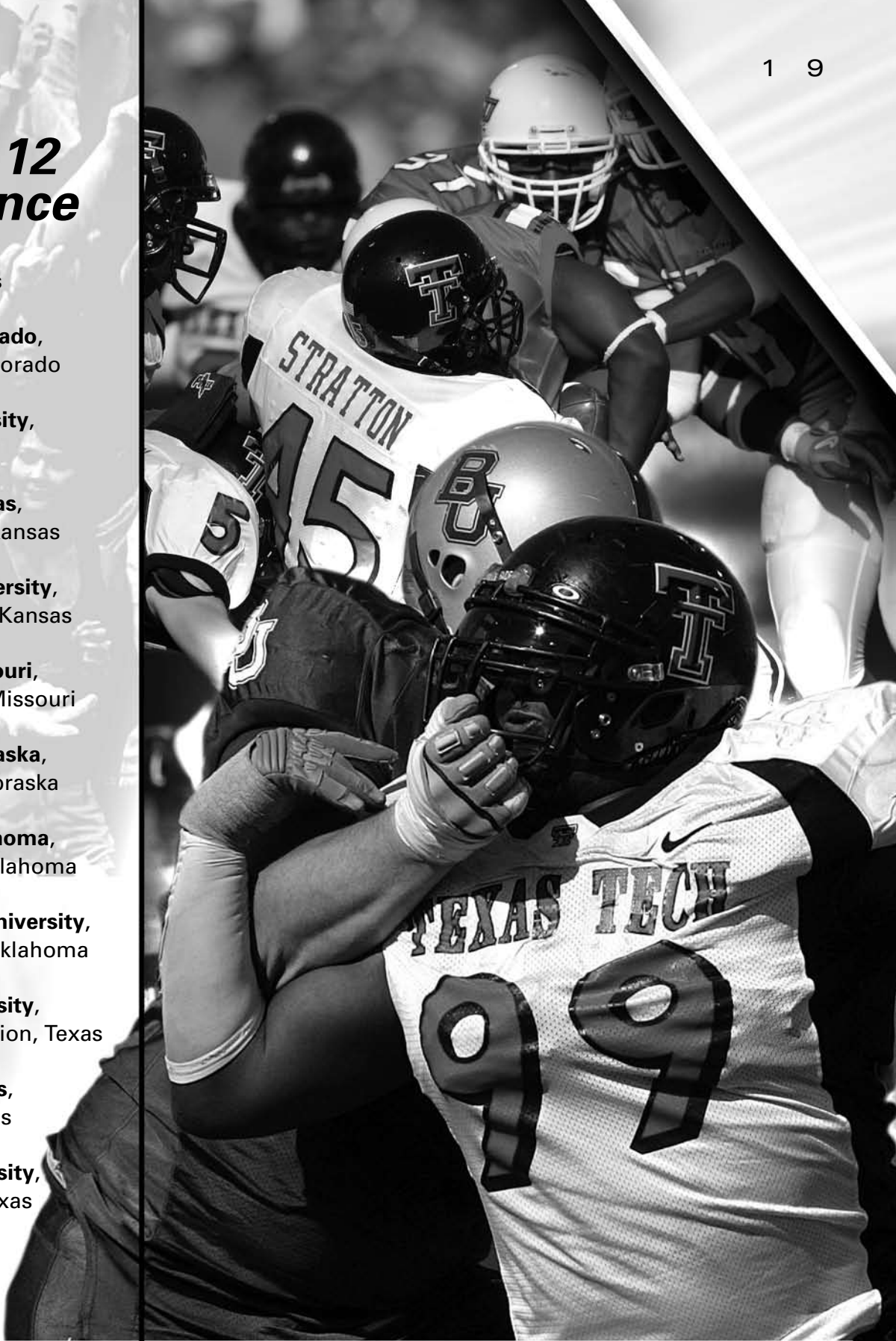
University of Oklahoma,
Norman, Oklahoma

Oklahoma State University,
Stillwater, Oklahoma

Texas A&M University,
College Station, Texas

University of Texas,
Austin, Texas

Texas Tech University,
Lubbock, Texas





Red Raiders Under
MIKE LEACH

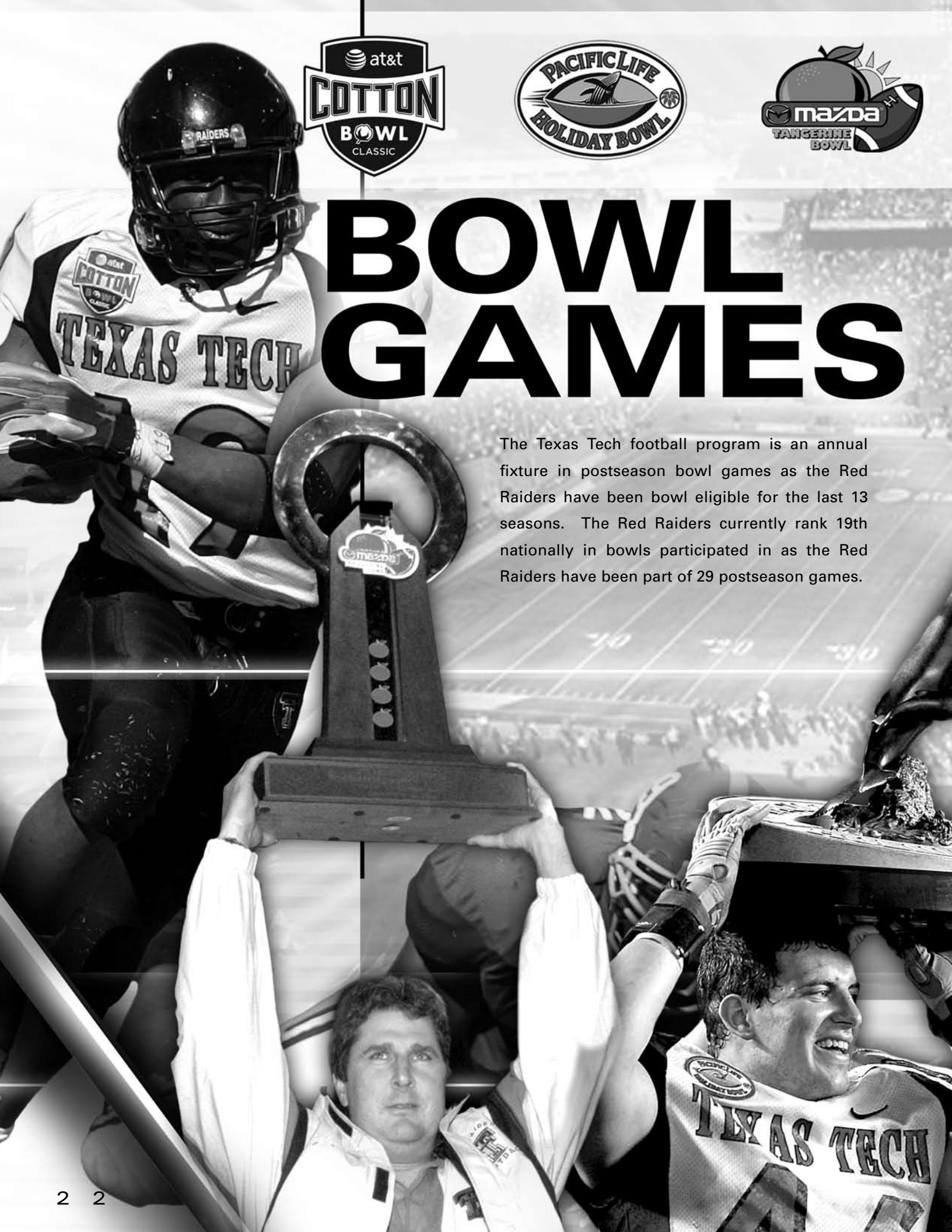
- One of three Big 12 schools recognized with a 70-plus percent graduation rate
- Six-Straight Bowl Games
- 2004 Holiday Bowl Champions
- 2003 Houston Bowl Champions
- 2002 Tangerine Bowl Champions
- Bowl eligible 13-straight seasons (Big 12 record)
- 2005 Big 12 Runners-Up – Highest finish in school history
- Set new school record for average home attendance in 2004 (52,823)
- 45 nationally televised games
- 2005 NCAA Passing Leader
- 2004 NCAA Passing Leader
- 2003 NCAA Passing and Total Offense Leader





BOWL GAMES

The Texas Tech football program is an annual fixture in postseason bowl games as the Red Raiders have been bowl eligible for the last 13 seasons. The Red Raiders currently rank 19th nationally in bowls participated in as the Red Raiders have been part of 29 postseason games.






Being a Red Raider means postseason play and spending time with not only your football family but with thousands of Red Raider faithful who follow the team through the holidays.

Tech fans love bowl season and it clearly shows. Last year, Texas Tech fans accounted for 40,000-plus tickets at the AT&T Cotton Bowl in Dallas featuring Texas Tech and Alabama. Fans decked out in Red & Black blanketed the Dallas/Fort Worth several days in advance in what was one of the most highly anticipated bowls in several years. In 2004, over 11,000 Tech fans made the trip to San Diego to watch the Red Raiders dismantle fourth-ranked California in the Pacific Life Holiday Bowl.





Just three years removed from an \$84 million facelift, the home of Red Raider football got a name change (Jones AT&T Stadium) and began another extensive phase of renovations this past spring.

Construction crews began tearing out the artificial surface that had blanked the floor at Jones AT&T Stadium since 1970 in favor of FieldTurf. FieldTurf looks just like grass but is an artificial surface that is designed to enhance the performance of student-athletes and help reduce injury. FieldTurf can be found in nearly every stadium in the Big 12 Conference and around the nation.

The impressive Stadium Club and Press Box that was completed in 2003 can be seen from miles away as the structure rises 151 feet from the ground. The Stadium Club features 47 luxury suites and club seating for 2,000 fans. The new state of the art press box has a capacity of over 200 and includes broadcasting suites for radio and television.

The stadium follows the Spanish Renaissance architecture that is found throughout the rest of campus.

Home of Red Raider Football

JONES AT&T STADIUM





Stadium Statistics

CAPACITY:

52,882

STADIUM RECORD ATTENDANCE:

55,755 – Texas Tech vs. Texas A&M (Nov. 5, 2005)

FIRST GAME AT JONES AT&T STADIUM:

Nov. 29, 1947; Texas Tech vs. Hardin-Simmons

FIRST GAME ON ARTIFICIAL TURF:

Sept. 12, 1970; Texas Tech vs. Tulane

FIRST GAME ON FIELDTURF:

Sept. 2, 2006; Texas Tech vs. SMU

TEXAS TECH SUCCESS AT JONES AT&T STADIUM:

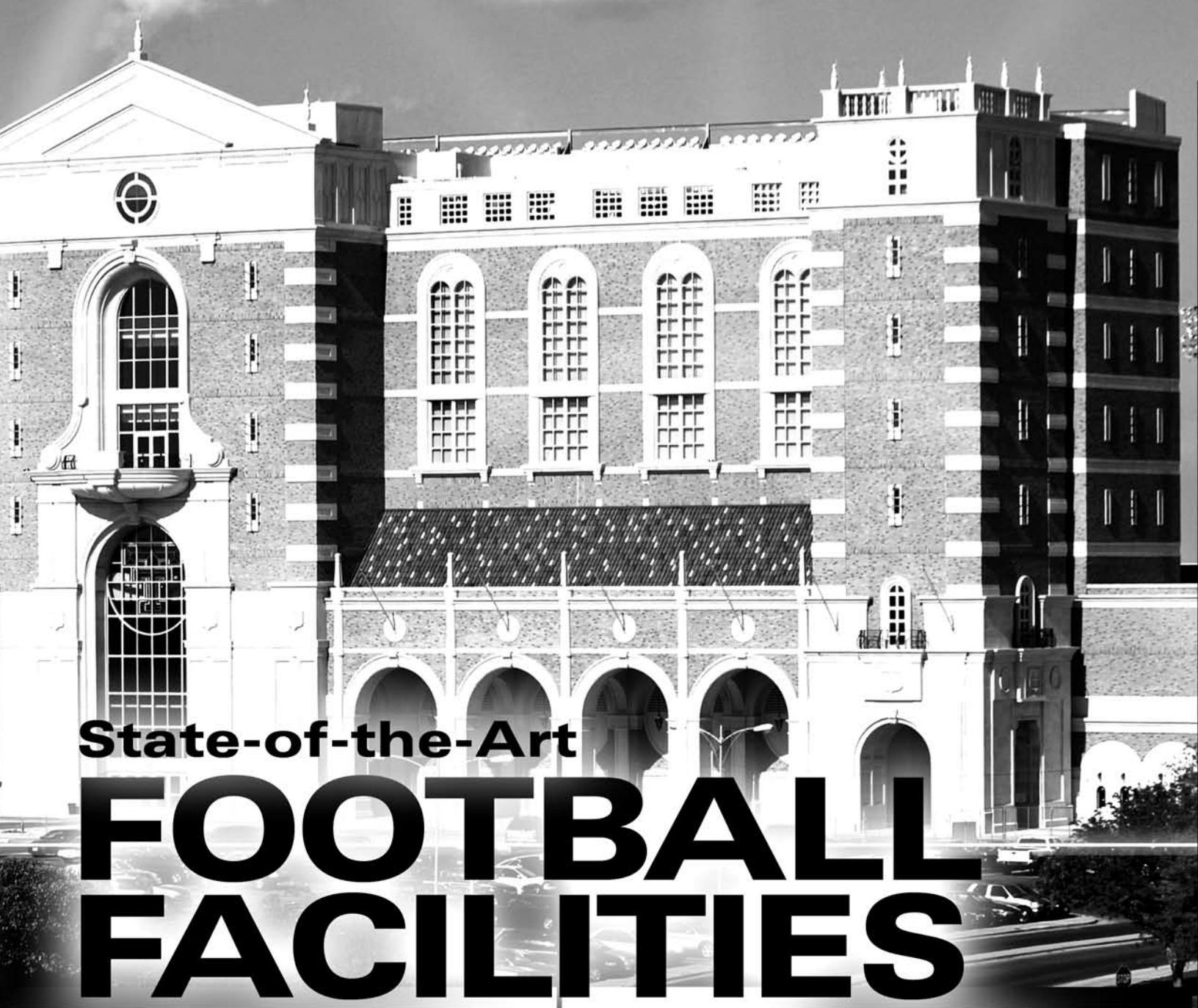
In 58 seasons, the Red Raiders are 300-149-13 at home.

CONSECUTIVE HOME GAMES WITHOUT A LOSS:

Current Streak – 9, beginning Nov. 6, 2004, with a 42-17 win over Baylor.

WINNING SEASONS:

Texas Tech has had 39 winning seasons in 58 years at Jones AT&T Stadium. The last team to go undefeated at home was the 2005 squad with a record of 7-0.



State-of-the-Art


FOOTBALL FACILITIES




Texas Tech recently underwent an \$84 million renovation project that produced a five-level, state-of-the-art west stadium facility, complete with two levels of luxury suites (54 in all), a club level, a press level and a camera deck.

Additionally, the Red Raiders moved into the new state of the art Football Training Facility at the conclusion of the 2003 season. The FTF serves as the headquarters for Texas Tech Football and includes a 10,000 square foot weight training area and 8,000 square foot athletic training and rehabilitation area, meeting rooms for each position, modern locker rooms and coach's offices. The training room is equipped with the latest technology and equipment, including HydroWorx pools and rehab equipment, while the weight room is fully furnished with all of the latest in strength and cardiovascular training equipment.

Texas Tech Football utilizes the turf at Jones AT&T Stadium and two full-length grass practice fields for its game week preparations. Also available are 60 yards of turf in the Athletic Training Center in the event of inclement weather.





United Spirit Arena
Home of Texas Tech Basketball and Volleyball
Capacity 15,050

Texas Tech University sports some of the very best athletic facilities in the nation and with the completion of several million dollars worth of renovations, there is no doubt that Red Raider athletes and fans will be able to enjoy world-class facilities.

Over the last few years, Texas Tech had invested over \$200 million in facilities that includes the construction of a brand new 15,050 seat basketball arena, a new softball stadium and tennis complex, a new academic center plus major renovations to Jones AT&T Stadium and Dan Law Field (baseball). Texas Tech is committed to having the very best facilities for the use of its student-athletes and for the enjoyment of its large fan base.

ATHLETIC FACILITIES

Among the Best in the Nation



Rocky Johnson Field
Home of Texas Tech Softball
Capacity 600



Athletic Training Center
Home of Texas Tech Indoor Track





Dan Law Field
Home of Texas Tech Baseball
Capacity 5,050



Jerry S. Rawls Red Raider Golf Course
Home of Texas Tech Golf



Jones AT&T Stadium
Home of Texas Tech Football
Capacity 52,882



R.P. Fuller Stadium
Home of Texas Tech Outdoor Track and Soccer
Capacity 3,500



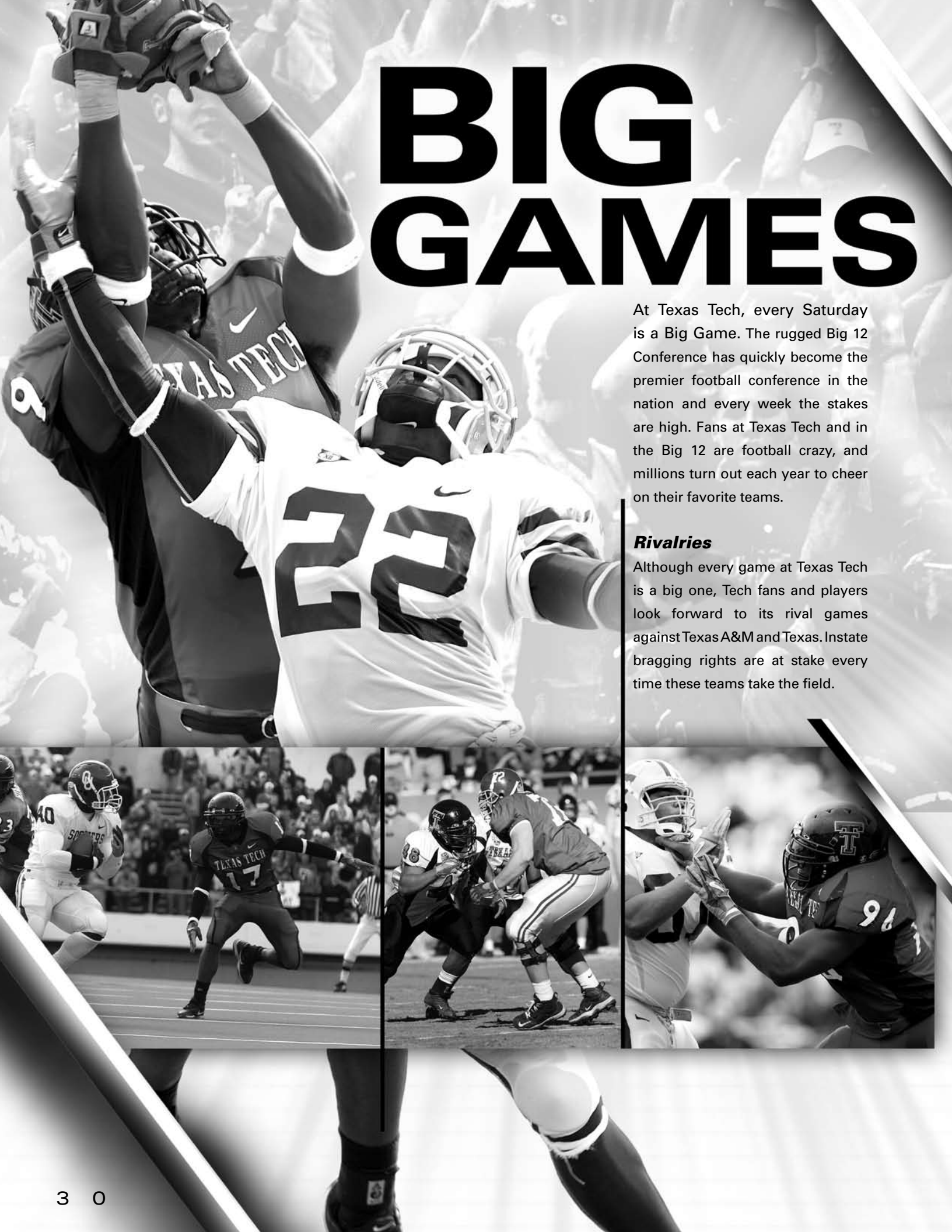
McLeod Tennis Center
Home of Texas Tech Tennis

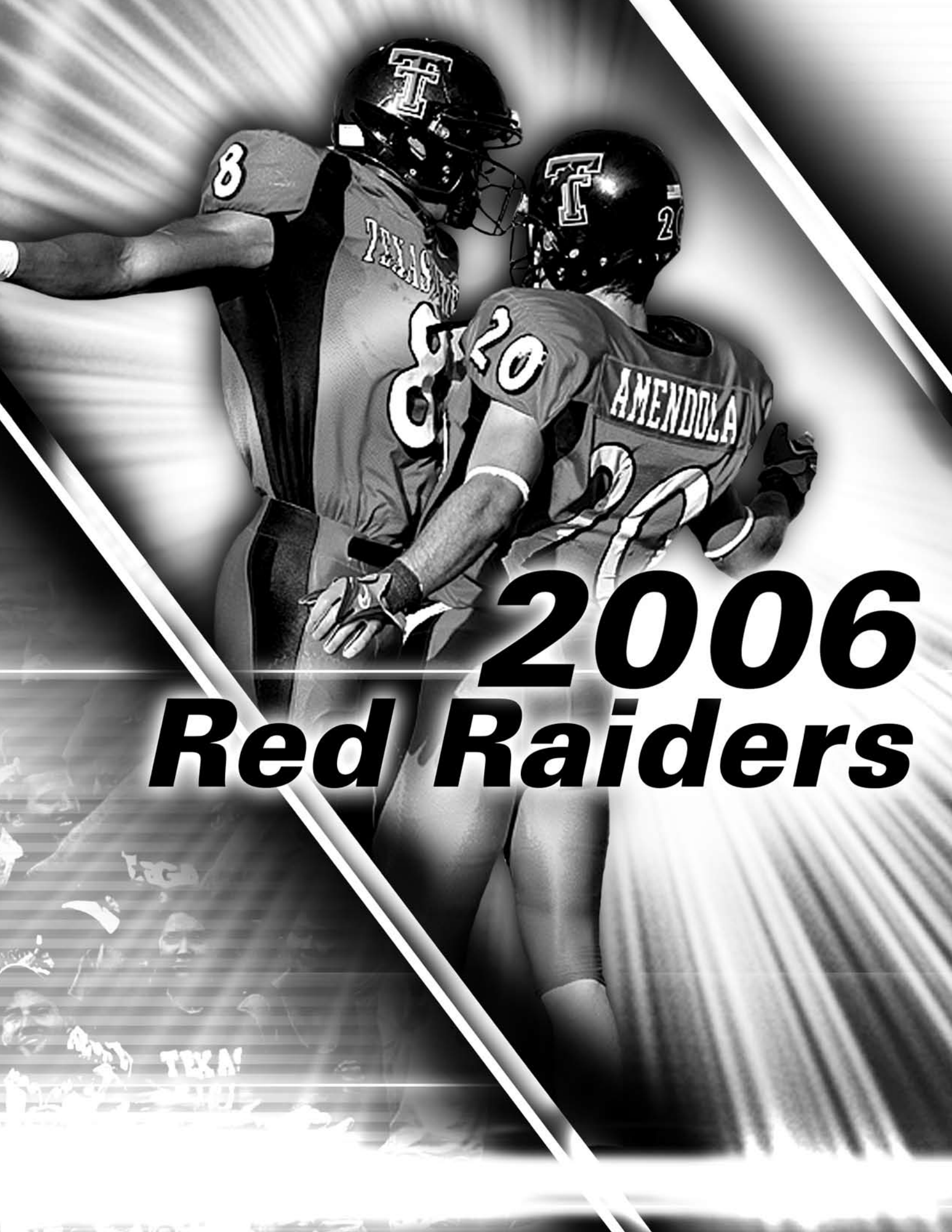
BIG GAMES

At Texas Tech, every Saturday is a Big Game. The rugged Big 12 Conference has quickly become the premier football conference in the nation and every week the stakes are high. Fans at Texas Tech and in the Big 12 are football crazy, and millions turn out each year to cheer on their favorite teams.

Rivalries

Although every game at Texas Tech is a big one, Tech fans and players look forward to its rival games against Texas A&M and Texas. Instate bragging rights are at stake every time these teams take the field.





2006
Red Raiders



2006 Red Raiders

Texas Tech Football – 2006 – Alphabetical Roster

NO	PLAYER	POS	HT	WT	YR-EX	HOMETOWN/LAST SCHOOL
72	Josh Aleman	C	6-3	308	So-1L	Sherman, Texas/Sherman
20	Danny Amendola	IR	5-11	176	Jr-2L	The Woodlands, Texas/The Woodlands
	Adrian Archie	OL	6-5	285	Fr-HS	Huntsville, Texas/Huntsville
51	Dek Bake	DT	6-5	268	Sr-1L	Sacramento, Calif./Fresno City College
66	Cody Baker	OL	6-5	287	So-1L	Rowlett, Texas/Rowlett
	Baron Batch	RB	5-10	190	Fr-HS	Midland, Texas/Midland
	Dewayne Baziel	LB	6-3	233	Fr-HS	Galveston, Texas/Ball
92	Grant Berg	K	6-5	198	So-RS	Houston, Texas/Clear Lake
61	Michael Bettenhausen	DS	6-3	259	Jr-Sq	Plano, Texas/Plano
27	Edward Britton	WR	6-0	177	Fr-RS	El Paso, Texas/Montwood
	Buddy Brumit	OL	6-3	285	Fr-HS	Garland, Texas/Garland
28	Marcus Bunton	CB	5-8	187	So-1L	Taylor, Texas/Taylor
50	Austin Burns	DS	5-10	238	Fr-RS	Midland, Texas/Midland
64	Shawn Byrnes	OL	6-3	318	Fr-RS	Phoenix, Ariz./Paradise Valley
60	Brandon Carter	OL	6-6	351	Fr-RS	Longview, Texas/Spring Hill
10	Daniel Charbonnet	S	6-0	189	So-TR	The Woodlands, Texas/The Woodlands
	Blake Collier	LB	6-2	208	Fr-HS	Justin, Texas/Northwest
13	James Conwright	CB	5-10	176	Jr-Sq	Lubbock, Texas/Coronado
	Michael Crabtree	WR	6-2	215	Fr-HS	Dallas, Texas/Carter
85	Chris Cunigan	WR	6-2	183	Fr-RS	Wills Point, Texas/Wills Point
	Ben Davis	OL	6-8	292	Fr-HS	Boerne, Texas/Boerne
96	Keyunta Dawson	LB	6-2	248	Sr-3L	Shreveport, La./Evangel Christian
91	McKinner Dixon	DE	6-3	265	So-1L	Lufkin, Texas/Lufkin
87	Michael Dorsey	IR	6-5	234	Sr-Sq	Arlington, Texas/Mansfield
	Tyler Duggins	OL	6-7	275	Fr-HS	Iowa Park, Texas/Iowa Park
	Brian Duncan	LB	6-2	228	Fr-HS	Baton Rouge, La./Tara
38	Lane Ellinburg	LB	6-1	209	Fr-RS	Jacksboro, Texas/Jacksboro
14	K.J. Ellis	S	6-2	207	Fr-RS	Arlington, Texas/Lamar
	Sean Estelle	DE	6-3	245	Fr-HS	Missouri City, Texas/Fort Bend Marshall
8	Joel Filani	WR	6-3	214	Sr-3L	Phoenix, Ariz./Paradise Valley
37	Cory Fowler	K	5-8	160	So-Sq	The Woodlands, Texas/The Woodlands
24	Lance Fuller	S	6-0	217	So-1L	Smithson Valley, Texas/Smithson Valley
49	Joe Garcia	S	6-2	206	Jr-2L	Clovis, N.M./Clovis
84	J.J. Griffin	WR	5-10	206	So-RS	Odessa, Texas/Permian
50	Ryan Hale	LB	6-0	219	Fr-RS	Baytown, Texas/Lee
78	Gabe Hall	OL	6-4	293	Sr-2L	Lubbock, Texas/Coronado
71	Stephen Hamby	OL	6-3	271	So-Sq	San Antonio, Texas/Alamo Heights
39	Trey Hampton	RB	5-11	221	Fr-RS	Watauga, Texas/Richland
6	Graham Harrell	QB	6-3	197	So-1L	Ennis, Texas/Ennis
23	Ryan Hayes	RB	5-6	161	Fr-HS	Lubbock, Texas/Lubbock Christian
	Rajon Henley	DT	6-3	250	Fr-HS	Galveston, Texas/Ball
88	Jarrett Hicks	WR	6-3	208	Sr-3L	Houston, Texas/Sharpstown
7	Kelly Hildebrandt	IR	5-9	178	Jr-Sq	Lubbock, Texas/Roosevelt
54	Chad Hill	LB	5-11	219	Jr-2L	Lubbock, Texas/Coronado
23	Anthony Hines	S	6-1	236	So-1L	Denison, Texas/Denison
25	Landon Hoefler	WR	6-0	197	Fr-RS	Abilene, Texas/Cooper
2	Catron Houston	WR	5-11	183	So-1L	Houston, Texas/Spring Woods
	Julius Howard	LB	6-0	220	Fr-HS	Irving, Texas/Nimitz
93	Chris Hudler	DL	6-3	289	Sr-3L	Mesquite, Texas/Mesquite
36	Antonio Huffman	CB	5-11	179	Sr-2L	Lovejoy, Ga./Garden City CC
52	Victor Hunter	LB	5-11	251	Fr-RS	Irving, Texas/Nimitz
69	Glenn January	OL	6-7	287	Sr-3L	Houston, Texas/Second Baptist
61	Andrew Johnson	OL	6-4	300	Fr-RS	Houston, Texas/Eisenhower
9	Robert Johnson	IR	6-1	218	Sr-1L	Americus, Ga./Reedley College
73	Brandon Jones	OL	6-3	309	Sr-3L	Keizer, Ore./McNary
90	Brian Jones	DT	6-1	288	So-1L	Everman, Texas/Everman
94	Phillip Jones	DE	6-4	239	Fr-RS	Lewisville, Texas/Hebron
94	Richard Jones	DT	6-2	265	Fr-HS	LaMarque, Texas/LaMarque
37	Kobey Lewis	RB	5-6	167	Fr-RS	Abilene, Texas/Abilene
59	Ty Linder	LB	6-3	206	Jr-1L	Austin, Texas/Westlake
	Dimitri Lott	OL	6-2	271	Fr-HS	Missouri City, Texas/Fort Bend Marshall
73	Nick Marquez	DL	6-2	274	Jr-HS	Lubbock, Texas/Lubbock
7	Darcel McBath	S	6-1	193	So-1L	Gainesville, Texas/Gainesville



2006 Red Raiders

NO	PLAYER	POS	HT	WT	YR-EX	HOMETOWN/LAST SCHOOL
	Franklin Mitchem	S	6-3	200	Fr-HS	Klein, Texas/Collins
	Ofa Mohtau	OL	6-3	340	Jr-TR	Eules, Texas/College of the Sequoias
12	Eric Morris	IR	5-9	174	So-1L	Shallowater, Texas/Shallowater
	LaRon Moore	DB	5-9	179	Fr-HS	Midwest City, Okla./Midwest City
33	Brent Nickerson	CB	6-0	171	Fr-RS	Irving, Texas/MacArthur
92	Seth Nitschmann	DE	6-4	246	Sr-2L	Corpus Christi, Texas/Calallen
	Chris Olson	OL	6-5	280	Fr-HS	Dallas, Texas/Highland Park
17	Chris Parker	CB	5-11	177	Jr-2L	Dallas, Texas/Sunset
	Taylor Potts	QB	6-5	210	Fr-HS	Abilene, Texas/Abilene
63	Manuel Ramirez	OL	6-4	328	Sr-3L	Houston, Texas/Willowridge
98	Jake Ratliff	DE	6-6	249	So-1L	Lawton, Okla./Eisenhower
47	Joe Bob Ratliff	DE	6-1	220	Fr-RS	Midland, Texas/Lee
18	Taurance Rawls	RB	5-10	200	Jr-2L	Garland, Texas/Garland
18	Taylor Read	S	6-1	224	Jr-Sq	O'Donnell, Texas/O'Donnell
86	L.A. Reed	IR	6-2	203	So-1L	Conroe, Texas/Oak Ridge
74	Rylan Reed	OL	6-6	273	So-1L	Dallas, Texas/Crossett (Ark.)
	Adrian Reese	TE	6-6	205	Fr-HS	Longview, Texas/Longview
22	Alex Reyes	P	6-1	226	Sr-3L	Allen, Texas/Allen
31	Pete Richardson	RB	5-9	184	Fr-RS	Muskogee, Okla./Muskogee
46	Sandy Riley	LB	6-1	257	Fr-RS	Houston, Texas/Westfield
27	Jordy Rowland	S	6-1	191	So-Sq	Nazareth, Texas/Nazareth
7	Ryan Rowland	QB	6-3	202	Jr-Sq	Midland, Texas/Midland
29	David Schaefer	IR	6-4	223	Jr-1L	Cisco, Texas/Cisco
99	Ken Scott	DL	6-2	327	Sr-3L	Newton, Texas/Newton
42	Fletcher Session	LB	6-0	232	Sr-3L	Tyler, Texas/John Tyler
53	Calen Shearer	LB	6-1	221	So-1L	Austin, Texas/Westlake
11	Brent Slaughter	LB	6-1	209	Sr-3L	Wimberley, Texas/Wimberley
40	Nathan Stone	DB	5-8	165	Fr-HS	Lubbock, Texas/Roosevelt
45	Brock Stratton	LB	5-11	228	Jr-2L	San Antonio, Texas/Roosevelt
79	Gary Taylor	OL	6-6	235	Fr-RS	Wolfforth, Texas/Frenship
56	Kellen Tillman	LB	6-1	237	Sr-1L	Plano, Texas/West
13	Chris Todd	QB	6-3	201	Fr-RS	Elizabethtown, Ky./Elizabethtown
14	Keith Toogood	K	6-1	179	Sr-3L	Rowlett, Texas/Dallas Christian
30	Alex Trlica	K	6-0	172	Jr-2L	Friendswood, Texas/Friendswood
65	Louis Vasquez	OL	6-6	335	So-1L	Corsicana, Texas/Corsicana
34	LaShawn Vation	S	5-9	170	Fr-RS	Irving, Texas/MacArthur
16	Grant Walker	IR	6-1	187	Jr-TR	Pflugerville, Texas/Purdue
4	Todd Walker	WR	6-1	178	So-1L	Pflugerville, Texas/Pflugerville
	Jamar Wall	BD	5-10	180	Fr-HS	Plainview, Texas/Plainview
58	Chris Wallace	LB	5-11	201	Fr-RS	Grapevine, Texas/Grapevine
	Dan'Tay Ward	DT	6-2	291	Fr-HS	Waco, Texas/Waco
87	Gerrid Warner	DS	6-7	216	Jr-RS	Oak Harbor, Washington/Oak Harbor
16	Loy White	S	5-8	192	Jr-Sq	Georgetown, Texas/Georgetown
	Brandon Williams	DE	6-3	245	Fr-HS	Fort Worth, Texas/South Hills
	Marlon Williams	LB	5-11	209	Fr-HS	Pflugerville, Texas/Pflugerville
89	Jared Williams	DE	6-6	260	So-1L	LaMarque, Texas/LaMarque
48	Paul Williams	LB	6-1	221	Jr-2L	Tyler, Texas/Lee
67	Marlon Winn	OL	6-6	309	Fr-RS	Waxahachie, Texas/Waxahachie
21	Shannon Woods	RB	5-11	197	So-1L	McKinney, Texas/North
58	Tyler Yenzer	DE	6-4	235	Jr-1L	Midland, Texas/Midland



2006 Red Raiders

Texas Tech Football – 2006 – Numerical Roster


NO	PLAYER	POS	HT	WT	YR-EX	HOMETOWN/LAST SCHOOL
2	Catron Houston	WR	5-11	183	So-1L	Houston, Texas/Spring Woods
4	Todd Walker	WR	6-1	178	So-1L	Pflugerville, Texas/Pflugerville
6	Graham Harrell	QB	6-3	197	So-1L	Ennis, Texas/Ennis
7	Kelly Hildebrandt	IR	5-9	178	Jr-Sq	Lubbock, Texas/Roosevelt
7	Darcel McBath	S	6-1	193	So-1L	Gainesville, Texas/Gainesville
7	Ryan Rowland	QB	6-3	202	Jr-Sq	Midland, Texas/Midland
8	Joel Filani	WR	6-3	214	Sr-3L	Phoenix, Ariz./Paradise Valley
9	Robert Johnson	IR	6-1	218	Sr-1L	Americus, Ga./Reedley College
10	Daniel Charbonnet	S	6-0	189	So-TR	The Woodlands, Texas/The Woodlands
11	Brent Slaughter	LB	6-1	209	Sr-3L	Wimberley, Texas/Wimberley
12	Eric Morris	IR	5-9	174	So-1L	Shallowater, Texas/Shallowater
13	James Conwright	CB	5-10	176	Jr-Sq	Lubbock, Texas/Coronado
13	Chris Todd	QB	6-3	201	Fr-RS	Elizabethtown, Ky./Elizabethtown
14	K.J. Ellis	S	6-2	207	Fr-RS	Arlington, Texas/Lamar
14	Keith Toogood	K	6-1	179	Sr-3L	Rowlett, Texas/Dallas Christian
16	Grant Walker	IR	6-1	187	Jr-TR	Pflugerville, Texas/Purdue
16	Loy White	S	5-8	192	Jr-Sq	Georgetown, Texas/Georgetown
17	Chris Parker	CB	5-11	177	Jr-2L	Dallas, Texas/Sunset
18	Taurance Rawls	RB	5-10	200	Jr-2L	Garland, Texas/Garland
18	Taylor Read	S	6-1	224	Jr-Sq	O'Donnell, Texas/O'Donnell
20	Danny Amendola	IR	5-11	176	Jr-2L	The Woodlands, Texas/The Woodlands
21	Shannon Woods	RB	5-11	197	So-1L	McKinney, Texas/North
22	Alex Reyes	P	6-1	226	Sr-3L	Allen, Texas/Allen
23	Ryan Hayes	RB	5-6	161	Fr-HS	Lubbock, Texas/Lubbock Christian
23	Anthony Hines	S	6-1	236	So-1L	Denison, Texas/Denison
24	Lance Fuller	S	6-0	217	So-1L	Smithson Valley, Texas/Smithson Valley
25	Landon Hoefler	WR	6-0	197	Fr-RS	Abilene, Texas/Cooper
27	Edward Britton	WR	6-0	177	Fr-RS	El Paso, Texas/Montwood
27	Jordy Rowland	S	6-1	191	So-Sq	Nazareth, Texas/Nazareth
28	Marcus Bunton	CB	5-8	187	So-1L	Taylor, Texas/Taylor
29	David Schaefer	IR	6-4	223	Jr-1L	Cisco, Texas/Cisco
30	Alex Trlica	K	6-0	172	Jr-2L	Friendswood, Texas/Friendswood
31	Pete Richardson	RB	5-9	184	Fr-RS	Muskogee, Okla./Muskogee
33	Brent Nickerson	CB	6-0	171	Fr-RS	Irving, Texas/MacArthur
34	LaShawn Vation	S	5-9	170	Fr-RS	Irving, Texas/MacArthur
36	Antonio Huffman	CB	5-11	179	Sr-2L	Lovejoy, Ga./Garden City CC
37	Corey Fowler	K	5-8	160	So-Sq	The Woodlands, Texas/The Woodlands
37	Kobey Lewis	RB	5-6	167	Fr-RS	Abilene, Texas/Abilene
38	Lane Ellinburg	LB	6-1	209	Fr-RS	Jacksboro, Texas/Jacksboro
39	Trey Hampton	RB	5-11	221	Fr-RS	Watauga, Texas/Richland
40	Nathan Stone	DB	5-8	165	Fr-HS	Lubbock, Texas/Roosevelt
42	Fletcher Session	LB	6-0	232	Sr-3L	Tyler, Texas/John Tyler
45	Brock Stratton	LB	5-11	228	Jr-2L	San Antonio, Texas/Roosevelt
46	Sandy Riley	LB	6-1	257	Fr-RS	Houston, Texas/Westfield
47	Joe Bob Ratliff	DE	6-1	220	Fr-RS	Midland, Texas/Lee
48	Paul Williams	LB	6-1	221	Jr-2L	Tyler, Texas/Lee
49	Joe Garcia	S	6-2	206	Jr-2L	Clovis, N.M./Clovis
50	Austin Burns	DS	5-10	238	Fr-RS	Midland, Texas/Midland
50	Ryan Hale	LB	6-0	219	Fr-RS	Baytown, Texas/Lee
51	Dek Bake	DT	6-5	268	Sr-1L	Sacramento, Calif./Fresno City College
52	Victor Hunter	LB	5-11	251	Fr-RS	Irving, Texas/Nimitz
53	Calen Shearer	LB	6-1	221	So-1L	Austin, Texas/Westlake
54	Chad Hill	LB	5-11	219	Jr-2L	Lubbock, Texas/Coronado
56	Kellen Tillman	LB	6-1	237	Sr-1L	Plano, Texas/West
58	Chris Wallace	LB	5-11	201	Fr-RS	Grapevine, Texas/Grapevine
58	Tyler Yenzler	DE	6-4	235	Jr-1L	Midland, Texas/Midland
59	Ty Linder	LB	6-3	206	Jr-1L	Austin, Texas/Westlake
60	Brandon Carter	OL	6-6	351	Fr-RS	Longview, Texas/Spring Hill
61	Michael Bettenhausen	DS	6-3	259	Jr-Sq	Plano, Texas/Plano
61	Andrew Johnson	OL	6-4	300	Fr-RS	Houston, Texas/Eisenhower
63	Manuel Ramirez	OL	6-4	328	Sr-3L	Houston, Texas/Willowridge
64	Shawn Byrnes	OL	6-3	318	Fr-RS	Phoenix, Ariz./Paradise Valley
65	Louis Vasquez	OL	6-6	335	So-1L	Corsicana, Texas/Corsicana



2006 Red Raiders

NO	PLAYER	POS	HT	WT	YR-EX	HOMETOWN/LAST SCHOOL
66	Cody Baker	OL	6-5	287	So-1L	Rowlett, Texas/Rowlett
67	Marlon Winn	OL	6-6	309	Fr-RS	Waxahachie, Texas/Waxahachie
69	Glenn January	OL	6-7	287	Sr-3L	Houston, Texas/Second Baptist
71	Stephen Hamby	OL	6-3	271	So-Sq	San Antonio, Texas/Alamo Heights
72	Josh Aleman	C	6-3	308	So-1L	Sherman, Texas/Sherman
73	Brandon Jones	OL	6-3	309	Sr-3L	Keizer, Ore./McNary
73	Nick Marquez	DL	6-2	274	Jr-HS	Lubbock, Texas/Lubbock
74	Rylan Reed	OL	6-6	273	So-1L	Dallas, Texas/Crossett (Ark.)
78	Gabe Hall	OL	6-4	293	Sr-2L	Lubbock, Texas/Coronado
79	Gary Taylor	OL	6-6	235	Fr-RS	Wolfforth, Texas/Frenship
84	J.J. Griffin	WR	5-10	206	So-RS	Odessa, Texas/Permian
85	Chris Cunigan	WR	6-2	183	Fr-RS	Wills Point, Texas/Wills Point
86	L.A. Reed	IR	6-2	203	So-1L	Conroe, Texas/Oak Ridge
87	Michael Dorsey	IR	6-5	234	Sr-Sq	Arlington, Texas/Mansfield
87	Gerrid Warner	DS	6-7	216	Jr-RS	Oak Harbor, Washington/Oak Harbor
88	Jarrett Hicks	WR	6-3	208	Sr-3L	Houston, Texas/Sharpstown
89	Jared Williams	DE	6-6	260	So-1L	LaMarque, Texas/LaMarque
90	Brian Jones	DT	6-1	288	So-1L	Everman, Texas/Everman
91	McKinner Dixon	DE	6-3	265	So-1L	Lufkin, Texas/Lufkin
92	Grant Berg	K	6-5	198	So-RS	Houston, Texas/Clear Lake
92	Seth Nitschmann	DE	6-4	246	Sr-2L	Corpus Christi, Texas/Calallen
93	Chris Hudler	DL	6-3	289	Sr-3L	Mesquite, Texas/Mesquite
94	Phillip Jones	DE	6-4	239	Fr-RS	Lewisville, Texas/Hebron
96	Keyunta Dawson	LB	6-2	248	Sr-3L	Shreveport, La./Evangel Christian
98	Jake Ratliff	DE	6-6	249	So-1L	Lawton, Okla./Eisenhower
99	Ken Scott	DL	6-2	327	Sr-3L	Newton, Texas/Newton
	Adrian Archie	OL	6-5	285	Fr-HS	Huntsville, Texas/Huntsville
	Baron Batch	RB	5-10	190	Fr-HS	Midland, Texas/Midland
	Dewayne Baziel	LB	6-3	233	Fr-HS	Galveston, Texas/Ball
	Buddy Brumit	OL	6-3	285	Fr-HS	Garland, Texas/Garland
	Michael Crabtree	WR	6-2	215	Fr-HS	Dallas, Texas/Carter
	Blake Collier	LB	6-2	208	Fr-HS	Justin, Texas/Northwest
	Ben Davis	OL	6-8	292	Fr-HS	Boerne, Texas/Boerne
	Tyler Duggins	OL	6-7	275	Fr-HS	Iowa Park, Texas/Iowa Park
	Brian Duncan	LB	6-2	228	Fr-HS	Baton Rouge, La./Tara
	Sean Estelle	DE	6-3	245	Fr-HS	Missouri City, Texas/Fort Bend Marshall
	Rajon Henley	DT	6-3	250	Fr-HS	Galveston, Texas/Ball
	Julius Howard	LB	6-0	220	Fr-HS	Irving, Texas/Nimitz
	Richard Jones	DT	6-2	265	Fr-HS	LaMarque, Texas/LaMarque
	Dimitri Lott	OL	6-2	271	Fr-HS	Missouri City, Texas/Fort Bend Marshall
	Franklin Mitchem	S	6-3	200	Fr-HS	Klein, Texas/Collins
	Ofa Mohetau	OL	6-3	340	Jr-TR	Eules, Texas/College of the Sequoias
	LaRon Moore	DB	5-9	179	Fr-HS	Midwest City, Okla./Midwest City
	Chris Olson	OL	6-5	280	Fr-HS	Dallas, Texas/Highland Park
	Taylor Potts	QB	6-5	210	Fr-HS	Abilene, Texas/Abilene
	Adrian Reese	TE	6-6	205	Fr-HS	Longview, Texas/Longview
	Jamar Wall	BD	5-10	180	Fr-HS	Plainview, Texas/Plainview
	Dan'Tay Ward	DT	6-2	291	Fr-HS	Waco, Texas/Waco
	Brandon Williams	DE	6-3	245	Fr-HS	Fort Worth, Texas/South Hills
	Marlon Williams	LB	5-11	209	Fr-HS	Pflugerville, Texas/Pflugerville

2006 Red Raiders



Josh Aleman
C • 6-3, 308, SO-1L
Sherman, Texas (Sherman)


High School - Sherman High School in Sherman, Texas ... First-Team All-District 11-4A (*Dallas Morning News*) ... All-District 11-4A junior season ... three-time all-district performer, unanimous the last two years ... helped lead Sherman to 9-3 and 10-2 records during sophomore and junior seasons, respectively ... played in shotgun offense in high school ... big hit ability on downfield blocks ... difficult to avoid for opposing defenses ... played defensive tackle and was team's long snapper ... named team MVP, first linemen in recent memory to win award ... 5.1 in the 40 ... also an all-district pitcher for SHS ... also recruited by Missouri, Oklahoma State, Texas A&M, Tulsa and Louisiana Tech ... High School Coach: Drew Young.

Personal - Joshua Aleman ... born November 3, 1985, in Sherman, Texas ... son of Wendy Blackwood and Izzy Aleman, Jr. ... has two brothers, Justin and Dallas, and two sisters, Alyssa and Paige ... enjoys baseball, golf and tennis ... brother, Justin, is a pitcher at Grayson County College ... majoring in general studies.

Received a stern push from redshirt freshman Shawn Byrnes in the spring for backup time to senior starter Brandon Jones this fall.

2005 - Played in five games during the season ... saw backup action behind Brandon Jones ... performed admirably and will be a permanent fixture on the offensive line in the future.

2004 - Redshirt season.



Danny Amendola
WR/PR • 5-11, 176, Jr-2L
The Woodlands, Texas
(The Woodlands High)

in Nebraska came on fumble recovery following Hodges interception in the waning minutes of the win ... grabbed a reception for six yards in the game and returned three kickoffs 58 yards ... last kickoff return of 30 yards setup game-winning drive ... caught four passes for a career-high 57 yards against Kansas ... also rushed once and returned four punts ... grabbed three receptions for 26 yards against Indiana State ... also return three punts 25 yards ... caught four passes for 49 yards and a touchdown against Sam Houston State ... second-straight game with a touchdown ... returned four punts 46 yards ... matched touchdown total from a year ago with two touchdowns in this season's opener against Florida International ... caught five passes for 91 yards and logged two touchdown receptions ... also averaged 19.0 yards per punt return on three returns.

2004 - All-Big 12 Conference First Team return specialist ... SBC/Big 12 Co-Special Teams Player of the Week (Nov. 1) ... only true freshman on the field for the Red Raiders this season ... last true freshman punt returner was Wes Welker ... finished the season with 29 punt returns for 371 yards and a touchdown ... averaged 12.8 yards per return ... most yards per return at Tech by a freshman since Tyrone Thurman's 13.5 yards in 1985 ... 371 yards ranks as seventh single-season best at Tech ... numbers also better than those of former Red Raider and NCAA punt return record holder Wes Welker during his freshman season ... also caught 13 passes for 119


Will have a busy fall once again ... teams with Joel Filani, Robert Johnson and Jarrett Hicks as one of the top receiving corps in the country ... is the team's starter at slot receiver and handles punt return duties ... also will see some time returning kickoffs.

2005 - All-Big 12 Honorable Mention (Coaches) ... team's top punt returner with 32 returns on the season ... rushed once for five yards and caught a pass for six yards in the Cotton Bowl against Alabama ... also had three punt returns for 25 yards ... returned three punts 25 yards in the win over Oklahoma ... also had three receptions for 28 yards ... caught a pass for 22 yards and returned three punts 34 yards in loss at Oklahoma State ... had four returns against Texas A&M, one for 28 yards that set up a score ... also had two receptions for 16 yards ... caught one pass and returned four punts against Baylor ... posted career highs in receptions (six) and receiving yards (60) at Texas ... also returned a punt ... caught three passes for 30 yards in the Kansas State win ... biggest play for Amendola

yards and a touchdown and averaged 18.6 yards on eight kickoff returns ... in the bowl win over Cal, returned two punt returns for 11 yards and a 20-yard kick return ... also caught a pass for five yards ... made first-career start on offense at H receiver against Oklahoma State ... caught five passes for 33 yards ... returned three punts for 47 yards ... also had two rushes for nine yards ... caught two passes for 14 yards at Texas A&M ... also returned three punts 25 yards ... caught first touchdown pass of career on 16-yard strike from Cumbie in the win over Baylor ... also returned two punts for 23 yards ... finished with two receptions for 36 yards ... returned punt 90 yards for a touchdown against Kansas State ... return tied the second-longest return in school history ... totaled 103 punt return yards ... averaged 25.5 yards on two kickoff returns against Texas ... returned four punts for 24 yards and a kickoff for 10 yards in the Nebraska win ... also had a three-yard reception ... caught a 13-yard pass and had two punt returns at Oklahoma ... averaged

20 yards per return on three kickoff returns at Kansas ... returned five punts ... breakout game against TCU with 104 yards on four punt returns ... long returns of 52 and 47 yards set up Tech scores ... 52-yard return sparked Tech comeback ... also returned a kick and caught a pass for 15 yards ... 12-yard punt return at New Mexico ... played in the SMU game, but backed up Nehemiah Glover on punt returns.

High School - The Woodlands High School in The Woodlands, Texas ... Three-Star Recruit (*TheInsiders.com*) ... Three-Star Recruit (*Rivals.com*) ... No. 51 wide receiver in the nation (*Rivals.com*) ... No. 80 wide receiver in the nation (*SuperPrep.com*) ... No. 58 overall prospect in Texas (*Dallas Morning News*) ... No. 77 overall prospect in Texas (*Rivals.com*) ... No. 97 overall prospect in the nation (*Big 12 Insiders Top 100*) ... No. 97 overall prospect in Texas (*Texas Insiders Top 100*) ... State Top 100 (*Fort Worth Star-Telegram*) ... PrepStar All-Region Team ...



2006 Red Raiders


first-team all-state (Texas Sports Writers Association) ... team finished the 2003 season ranked 20th nationally by USA Today ... The Woodlands advanced to Class 5A championship game ... Class 5A Region II Player of the Week after catching nine passes for 162 yards and a touchdown in second round of playoffs against Temple ... finished senior season with 60 receptions for 864 yards and nine touchdowns ... caught 60 passes for 985 yards and eight touchdowns in 2002 ... also registered 120 kickoff return yards and 315 punt return yards as a junior ... first-team all-district

punt returner and second-team all-district wide receiver as a junior ... 4.65 in the 40 ... benches 275, squats 350 and has a 33-inch vertical ... also recruited by Arkansas, Colorado, Michigan and Texas A&M ... High School Coach: Weldon Willig.

Personal - Danny Amendola ... born November 2, 1985, in The Woodlands, Texas ... son of Rose and Willie Amendola ... father is a football coach ... has an older brother, Matt ...majoring in communication studies.

CAREER STATISTICS

PUNT RETURNS	GM	RET	YDS	Y/R	TD	LG
2004	12	29	371	12.8	1	90
2005	12	32	313	9.8	0	35
Totals	24	61	684	11.2	1	90
RECEIVING	GM	REC	YDS	Y/R	TD	LG
2004	12	13	119	9.2	1	20
2005	12	34	395	11.6	3	39
Totals	24	47	514	10.9	4	39



Dek Bake
DT • 6-5, 268, Sr-1L
Sacramento, Calif.
(Fresno City College)

for loss ... missed TCU contest ... sat out New Mexico game nursing injury ... made start in first Division I game against SMU ... finished with three tackles.

Junior College - Fresno City College in Fresno, Calif. ... Four-Star recruit (JCFootball.com) ... Three-Star Recruit (Rivals.com) ... National Top 300 (Max Emfinger Recruiting) ... All-USA Ironman First Team (JUCO Football Network) ... No. 1 JUCO defensive end prospect in the nation (JCFootball.com) ... No. 3 JUCO defensive end prospect in the nation (CollegeFootballNews.com) ... No. 25 JUCO overall prospect in the nation (CollegeFootballNews.com) ... 2003 Preseason All-American (JCGridwire.com) ... All-Valley Conference selection in 2003 ... helped lead team to 9-2 mark ... made 48 stops, including 12 tackles for loss and five sacks last season ... also had two passes broken up and 14 quarterback hurries ... team ranked 10th in total defense at 254.3 yards per game in the California Community College Football Conference (CCCCFC) ... also recruited by Arizona State, Kansas State and UCLA ... 4.8 in the 40 ... Junior College Coach: Tony Cavaglia.

High School - Cordova High School in Sacramento, Calif. ... two-way all-city player (offensive tackle, defensive line) ... recruited by Fresno State out of high school.

Personal - Dek Bake ... born February, 6, 1984 ... son of Sherri and Don Bake ... has a younger sister and two older sisters ... majoring in human development & family studies.

Solid return in spring drills ... worked back in with the ones and twos and will figure into the main rotation on the defensive line ... began career as a defensive end, but was quickly moved to tackle to utilize talent and guarantee playing time ... will compete with Ken Scott for starts.

2005 - Sat out with an injury ... was scheduled as a permanent fixture in the defensive line rotation.

2004 - Saw significant action off the bench and had two starts ... finished the season with 27 tackles, two and a half tackles for loss, one and a half sacks and a quarterback hurry ... made two solo tackles in the bowl win over California ... stuffed Cal QB Aaron Rodgers on 1st-and-goal from the Tech 1 ... had one tackle against Oklahoma State ... assisted on four tackles at Texas A&M ... picked up the start and registered two tackles in win at Kansas State ... recorded a career-high six tackles against Texas, all solo ... logged first sack against Nebraska ... also had two tackles and a tackle for loss ... had two assisted tackles at Oklahoma and a quarterback hurry ... returned to action at Kansas after missing two games due to injury ... best game of short Tech career with five tackles, including a tackle

CAREER STATISTICS

YEAR	GM	UT	AT	TT	TFL	SK	INT	PD
2004	10	16	11	27	2.5-6	1.5-4	0-0	0



Cody Baker
OL • 6-5, 287, So-1L
Rowlett, Texas (Rowlett)

High School - Rowlett High School in Rowlett, Texas ... First-Team All-District 12-5A (*Dallas Morning News*) ... participated in the Coca-Cola High School Football All-Star Game against all-stars from Louisiana ... two-year starter ... offensive leader ... tremendous work ethic and solid pass blocker ... also recruited by Arkansas State, Northwestern State, Oklahoma State and Tulane ... benches 320 ... 5.1 in the 40 ... 4.47 in the 20-yard shuttle ... High School Coach: Kiff Hardin.

Personal - Cody Baker .. born January 10, 1986, in Dallas ... son of Cyndee and Darren Baker ... has a younger brother, Zach ... majoring in general business.

2005 - Played in three games ... saw action against Sam Houston, Indiana State and Texas A&M.

2004 - Redshirt season.



2006 Red Raiders



Edward Britton
WR • 6-0, 177, Fr-RS
El Paso, Texas (Montwood)


Associated Press Class 5A First-Team All-State selection ... *Lubbock Avalanche-Journal* State Top 100 ... Texas Sports Writers Association Class 5A All-State Second Team ... rolled up 2,172 rushing yards, averaging nearly 9.0 yards per carry and 220.0 yards per game ... also averaged 50.0 yards per punt return and accounted for over 17.0 points per game ... rushed for 2,185 yards and 22 touchdowns as a junior ... led the city of El Paso each of the last two seasons in rushing yardage ... also converted 16 two-point conversions ... had three 300-yard games junior season ... 4.5 in the forty ... personal best of 10.7 in the 100M was fourth nationally in age group last summer at AAU nationals ... also ran a 21.6 in the 200M ... excelled in the classroom as well with a 3.7 GPA ... also recruited by BYU, Nebraska, Oklahoma State, Stanford and UTEP ... High School Coach: Chuck Veliz.

Moved from running back to wide receiver during spring drills ... will battle for playing time as a backup ... athletic and quick ... has good hands and a quick first step after the catch.

2005 – Redshirt season.

High School – Montwood High School in El Paso, Texas ... Top 300 overall prospect nationally (Max Emfinger Recruiting) ... Three-Star recruit (TheInsiders.com; Rivals.com) ... Top 50 Receivers nationally (CollegeFootballNews.com) ... No. 26 athlete prospect nationally (Rivals.com) ... No. 48 overall prospect (Rivals.com Texas Top 100) ... No. 60 overall prospect (Scout.com Southwest Hot 100) ... No. 52 overall prospect (Scout.com Texas Hot 100) ...

Personal – Edward Britton ... born May 25, 1987, in New Jersey ... son of Dornese and Edward Britton ... has two younger sisters and two younger brothers ... enjoys reading in spare time ... majoring in business.



Marcus Bunton
CB • 5-8, 187, So-1L
Taylor, Texas (Taylor)

with six tackles, including a career high of three against Indiana State ... also had one stop each against Sam Houston State, Texas A&M and Oklahoma State.

2004 - Redshirt season.

High School - Taylor High School in Taylor, Texas ... all-district quarterback last three seasons ... District 17-4A MVP after passing for 1,000 yards and rushing for 962 yards and 10 touchdowns on 157 carries ... also ran three kickoffs and two punts back for scores and averaged 26.6 yards on eight returns ... quarterback in high school, but projected as an all-purpose player ... also recruited by Iowa, Vanderbilt and SMU ... 4.4 in the 40 ... High School Coach: Tim Holt.

Listed as the number two corner behind senior Antonio Huffman on the left side ... originally signed as a running back, but moved to defense to shore up depth and best utilize speed.

2005 – Made the move from running back to cornerback ... coaches wanted to find way to best utilize speed and quickness ... played in all 12 games, primarily on special teams ... returned a kickoff 29 yards against Sam Houston State ... finished the season

Personal - William Marcus Bunton ... born November 2, 1984, in Austin, Texas ... majoring in human development & family studies.



Austin Burns
DS • 5-10, 238, Fr-RS
Midland, Texas (Midland)

2005 – Redshirt season.

High School – Midland High School in Midland, Texas ... named Most Outstanding Defensive Lineman ... also earned first-team all-district honors and was honorable mention all-state ... three-time city MVP ... all-district first teamer in baseball ... High School Coach: Craig Yenzler, Barry Russell.

Personal – Austin Burns ... born May 1, 1986, in Midland, Texas ... son of Denise and Bobby Burns ... father played baseball at Baylor ... enjoys being with friends and playing video games ... majoring in business.




Shawn Byrnes
OL • 6-3, 318, Fr-RS
Phoenix, Ariz. (Paradise Valley)

High School – Paradise Valley High School in Phoenix, Ariz ... Class 5A All-State first team selection ... team finished 10-1 senior season ... played tackle as a junior and guard senior season ... from same high school as current Red Raider receiver Joel Filani ... all-conference performer as a junior ... strong, physical player with quick feet and good hands ... timed at 5.2 in the forty ... benches 350 and squats 490 ... chose the Red Raiders over New Mexico ... also recruited by Arizona, Arizona State, Oregon and UNLV ... High School Coach: Donnie Yantis.

Personal – Shawn Byrnes ... born March 31, 1987, in Norfolk, Va. ... son of Gail and Kevin Byrnes ... has an older brother, Mike.

Turned in an outstanding spring ... battled with Josh Aleman for the top backup spot to senior Brandon Jones ... will continue to position himself in fall practice ... strong upper body and quick off the snap.

2005 – Redshirt season.



Brandon Carter
OL • 6-6, 351, Fr-RS
Longview, Texas (Spring Hill)

prospect nationally (Rivals.com) ... No. 62 overall prospect (Rivals.com Texas Top 100) ... No. 89 overall prospect (Scout.com Texas Hot 100) ... No. 92 overall prospect (Scout.com Southwest Hot 100) ... *Lubbock Avalanche-Journal* State Top 100 ... Houston Chronicle State Top 100 ... Texas Sports Writers Association Class 3A All-State First Team ... made move to offensive line prior to senior season after three years on defense ... will play on the o-line at Tech ... helped pave way for 2,000-yard rusher last season ... earned district defensive MVP honors as a junior and was an honorable mention all-state selection ... 5.4 forty ... finished third in state shot put last spring ... also recruited by Notre Dame, Baylor, TCU, Houston, Iowa, Iowa State, Kansas, Nebraska and Texas A&M ... High School Coach: Steve Gaddis.

Large, imposing backup to senior guard Manuel Ramirez ... strong and physical ... hard work paid off in spring ball to earn second-team slot.


2005 – Redshirt season.

High School – Spring Hill High School in Longview, Texas ... Top 300 overall prospect nationally (Max Emfinger Recruiting) ... Three-Star recruit (TheInsiders.com; Rivals.com) ... No. 28 offensive guard

Personal – Brandon Carter ... born September 10, 1986, in Lakewood, N.J. ... son of Christie and Jack Carter ... has an older brother, Justin ... wants to coach college football.



2006 Red Raiders



10


Daniel Charbonnet
S • 6-0, 189, So-TR
The Woodlands, Texas
(Duke/The Woodlands)

High School – The Woodlands High School in the The Woodlands, Texas ... high school teammate of current Red Raider Danny Amendola ... helped lead team to 14-1 record and 5A Division I final ... named all-state and All-Greater Houston First Team ... also earned all-district first team honors ... finished senior season with 89 tackles, six interceptions, 16 pass breakups and five blocked kicks ... averaged 40 yards on kick returns ... was an outstanding track athlete ... High School Coach: Weldon Willig.

2005 – Sat out season after transferring from Duke University.

Duke University – Played in every game and started two as a true freshman at Duke ... finished the season with 19 tackles, one recovered fumble and a blocked punt ... involved in Fellowship of Christian Athletes and Athletes in Action.

Personal – Daniel Charbonnet ... born August 22, 1985, in Houston ... son of Sheila and Craig Charbonnet ... has an older brother and two younger brothers ... grandfather played football at LSU and an uncle played at Northwestern (La.) State ... enjoys music, all sports and hunting and fishing ... majoring in communication studies.



96

Keyunta Dawson
LB • 6-2, 248, Sr-3L
Shreveport, La.
(Evangel Christian)

... started in place of Adell Duckett for first collegiate start at Oklahoma ... posted a tackle and a quarterback hurry ... five tackles, including two for loss and a sack in come-from-behind win at Kansas ... also had a pass breakup ... picked up a fumble and returned it 17 yards for a score in win over TCU ... also had two tackles, including one for loss, a forced fumble and a sack for a 13-yard loss ... assisted on a tackle at New Mexico.

Hendricks Award Candidate.

Made the move to linebacker in the spring ... gives the group more speed on the outside ... had a successful adjustment ... dropped weight from 260s to 240s for the transition ... powerful athlete with good speed.


2005 – All-Big 12 Conference Second Team (Coaches) ... among Tech's top 10 career sacks leaders with 13.5 ... had four tackles and a pass breakup against Alabama in the Cotton Bowl ... closed the regular season with five tackles and a quarterback hurry in the win over Oklahoma ... had five tackles at Oklahoma State ... led the team with a career-high 13 tackles in the win over Texas A&M ... also had a tackle for loss, a forced fumble and a quarterback hurry ... had five tackles in the shutout at Baylor ... three tackles at Texas ... logged four tackles and a quarterback hurry in win over Kansas State ... tied season high with seven tackles against Nebraska ... also had a sack and a forced fumble ... seven tackles in win over Kansas ... also had a half sack and quarterback hurry ... three tackles in win over Indiana State ... made four stops against Sam Houston State ... recorded first sack of the season ... two tackles in opening win over Florida International.

2004 – Led the team with nine tackles for loss and six and a half sacks ... also posted 26 tackles in backup role ... solid performance against Cal with two sacks and three tackles ... consistently beat UC tackles ... logged three solo tackles, including a sack for seven lost yards in regular-season finale against Oklahoma State ... one assisted tackle at Texas A&M ... dominated from his end position with two sacks for 24 lost yards against Baylor ... also had four tackles ... made three tackles at Kansas State ... had two assisted tackles against Texas ... had two tackles, both for loss against Nebraska

2003 – Played in all 13 games ... one of three true freshmen on defense (Chad Johnson, Brock Stratton) ... second on the team in sacks ... made most of 16 tackles this season, with 4.5 of them going for sacks ... also had 4.5 tackles for loss ... two tackles and a fumble return for 32 yards in bowl win over Navy ... logged two tackles in the regular-season finale against Oklahoma ... had a half sack on Texas quarterback Vince Young ... finished the game with two tackles ... two sacks against Baylor ... two tackles against Colorado ... logged a tackle at Missouri ... had one tackle and batted down a pass at the line in the win over Iowa State ... registered a sack for a 10-yard loss against Texas A&M ... notched a stop against N.C. State ... first sack of career against New Mexico ... also had a tackle ... logged a half tackle in first collegiate game against SMU.

High School – Evangel Christian Academy in Shreveport, La. ... No. 55 defensive end prospect in the country (Max Emfinger's Blue Chip Recruiting) ... 2002 Louisiana All-State Team (Max Emfinger's Blue Chip Recruiting) ... No. 57 defensive end prospect in the country (Rivals100.com) ... No. 31 overall prospect in Louisiana (Rivals100.com) ... Rivals100.com Top 500 ... helped lead Evangel Christian to 14-1 record and second-consecutive state championship in 2002 ... Evangel finished the 2002 season ranked 19th in USA Today, eighth in the South ... logged 78 tackles, 11 for loss, a sack and two forced fumbles last season ... tremendous speed, strength and quickness ... also recruited by Colorado and LSU ... High School Coach: Dennis Dunn.

Personal – Keyunta Dawson ... born September 13, 1985 ... son of Mattie and Wilbur Dawson ... has three older brothers; Shane, Wilbur and Byron ... majoring in human development & family studies.



85

Chris Cunigan
WR • 6-2, 183, Fr-RS
Wills Point, Texas (Wills Point)

... com Texas Top 100) ... *Lubbock Avalanche-Journal* State Top 100 ... *Houston Chronicle* State Top 100 ... All-District 12-3A following senior season ... among the top 10 receivers in the state ... posted 47 receptions, 730 yards and six touchdowns as a senior ... caught 47 passes for 650 yards and 12 touchdowns during junior season, his first full varsity season ... big target and excellent jumper ... 4.5 forty ... averages 23 points per game for WPHS's basketball team ... also recruited by TCU and Utah ... brother, Quinton, is a freshman tight end at TCU ... High School Coach: Mark Bachtel.

2005 – Redshirt season.

High School – Wills Point High School in Wills Point, Texas ... Four-Star recruit (SuperPrep) ... Top 300 overall prospect nationally (Max Emfinger Recruiting) ... Top 50 Receivers nationally (CollegeFootballNews.com) ... No. 29 wide receiver prospect nationally (SuperPrep) ... No. 35 wide receiver prospect nationally (Rivals.com) ... No. 18 overall prospect (Scout.com Southwest Hot 100) ... No. 20 overall prospect (Scout.com Texas Hot 100) ... No. 35 overall prospect (Rivals.com)


Personal – Christopher Cunigan ... born December 14, 1986, in Dallas ... son of Peggy and Lonnie Cunigan ... has an older brother, Quinton, and younger brother, Steven ... father played football at East Texas Baptist and was a three-year starter ... brother, Quinton, plays at TCU ... enjoys watching Scooby-Doo, likes to play the drums and piano and listen to jazz.

CAREER STATISTICS

YEAR	GM	U-A-TT	TFL	SK	INT	FF-R	PD
2003	13	11-5-16	5.5-26	4.5-25	0-0	0-1	1
2004	12	16-10-26	9.0-67	6.5-51	0-0	1-1	1
2005	12	40-22-62	3.5-16	2.5-14	0-0	2-0	1
Totals	37	67-37-104	18.0-109	13.5-90	0-0	3-2	3



2006 Red Raiders



McKinner Dixon
DE • 6-3, 265, So-1L
Lufkin, Texas (Lufkin)

... No. 10 defensive tackle prospect nationally (Rivals.com) ... No. 11 defensive tackle prospect nationally (TheInsiders.com) ... No. 17 defensive end prospect nationally (CollegeFootballNews.com) ... No. 20 defensive end prospect nationally (ESPN.com/Lemming) ... No. 15 overall prospect (Scout.com Southwest Hot 100) ... No. 13 overall prospect (Scout.com Texas Hot 100) ... No. 23 overall prospect (Rivals.com Texas Top 100) ... Associated Press Class 5A Second-Team All-State selection ... *Lubbock Avalanche-Journal* State Fab 44 ... *Houston Chronicle* State Top 100 ... Texas Sports Writers Association Class 5A All-State First Team ... one of two LHS players to sign with Tech (Rashad Hunt) ... Dixon and Hunt were both all-state first team defensive ends at LHS ... helped lead LHS to 14-1 record and Class 5A Division II state semifinal appearance ... 96 tackles, 31 tackles for loss and 12 sacks during senior season and first at defensive end ... also added 14 quarterback pressures, forced four fumbles and recovered two, returning one for a touchdown ... logged 88 tackles, including 14 for loss, and three sacks as a junior nose tackle and earned first-team district honors ... outstanding strength and speed ... clocked at 4.58 in the forty ... joined LHS teammate Rashad Hunt in the Tech signing class ... also offered by Oklahoma, Oklahoma State, Texas A&M, Texas, Kansas State, Nebraska, Washington State, Florida State, Florida and LSU to name a few ... District 14-5A shot put champion ... High School Coach: John Outlaw.

Personal - McKinner Dixon ... born August 1, 1986, in Lufkin, Texas ... son of Janice and McKinner Dixon ... has a younger sister, Wykenna, and an older brother, Jezreel Mark ... cousin of current Texas A&M players Javorskie Lane and Alton Dixon ... enjoys playing ping pong and NCAA Football ... majoring in kinesiology ... goal is to earn a degree and play in the NFL.

Projected as a starter at defensive end ... saw significant playing time as a true freshman and was among the defensive line leaders in tackles.

2005 - CollegeFootballNews.com Freshman All-America Second Team ... season-high eight tackles in win over Oklahoma ... also had a tackle for loss ... made five tackles, including two solo, against Oklahoma State ... had an assisted tackle at Baylor ... assisted on a tackle at Texas ... had a tackle for loss against Kansas State ... registered a quarterback hurry against Nebraska ... solid outing in backup role against Kansas ... logged two solo tackles, including a sack ... also had a forced fumble ... returned to the lineup against Indiana State ... start against the Sycamores was the earliest for a true freshman during Leach's tenure at Tech ... led the team with six tackles ... also had two tackles for loss ... missed the Sam Houston game with an injury ... returned against Indiana State ... one of four true freshmen to see action in the opener against Florida International ... immediate impact player who logged two tackles and a sack for nine yards lost in his debut ... also had a quarterback hurry.

High School - Five-Star recruit; Top 150 overall nationally (Max Emfinger Recruiting) ... Four-Star recruit (TheInsiders.com; Rivals.com) ... Student Sports Top 100 overall prospect nationally

CAREER STATISTICS

YEAR	G	UT	AT	TT	TFL	SK	INT	FF-FR	PD
2005	10	16	10	26	6.0-29	2.0-13	0-0	1-0	0



Joel Filani
WR • 6-3, 214, Sr-3L
Phoenix, Ariz. (Paradise Valley)

Named to the Playboy All-America Preseason Team ... first since DE Aaron Hunt in 2002 and RB Ricky Williams in 1999 and eighth Red Raider overall ... named to *The Sporting News* All-Big 12 preseason first team ... teams with Jarrett Hicks, Robert Johnson and Danny Amendola as one of the top receiving corps in the country ... burst onto the scene at the 2004 Holiday Bowl and continued with big performances and highlight reel catches last season ... strong, formidable wide receiver with solid frame and outstanding speed and ability to create yards after the catch.

2005 - All-Big 12 First Team ... led Big 12 with 87.3 yards per game ... fifth 1,000-yard receiver in Tech history with 1,048 yards ... teamed with Cody Hodges on Tech's top five QB/WR tandems list with eight touchdowns ... had four receptions for 67 yards against Alabama in the Cotton Bowl ... biggest play was a 26-yard

rush around the left end to set up Tech's game-tying touchdown with under three minutes to play ... grabbed six receptions for 82 yards in win over Oklahoma ... two receptions for 52 yards, including a long of 36, at Oklahoma State ... three catches for 57 yards against Texas A&M ... also had an 11-yard gain on a reverse ... grabbed four receptions for 50 yards in the win at Baylor ... led the team with 82 yards and a touchdown on nine receptions at Texas ... set the school single-game receiving yardage record with 255 against Kansas State ... also caught 10 passes and scored on a three-yard pass from Hodges ... SBC Big 12 Conference Offensive Player of the Week (Oct. 10) ... hauled in three touchdown receptions against Nebraska, including game winner with 12 seconds to play ... finished with career highs in receptions (11) and receiving yards (163) ... eight of 11 receptions went for first downs ... grabbed five receptions for 53 yards in win over Kansas ... finished the ISU game with a team-high five receptions and 57 yards and a touchdown ... one of two receivers to score two touchdowns against Sam Houston State ... finished the game with three receptions for 63 yards, including long of 41 ... touchdown receptions both were 11 yards from Hodges ... started at the Z receiver position on the outside against FIU ... grabbed four receptions for 78 yards, a 19.5 yard per catch average ... rushed once on a reverse for four yards.



2006 Red Raiders

2004 – Outstanding sophomore campaign ... caught 12 passes for 310 yards and two touchdowns ... led team with 17.2 yards per reception ... saved the best for last ... posted career highs in receptions (5), receiving yards (144) and longest reception (60) in bowl win over fourth-ranked California ... also caught second touchdown pass of career ... 60-yard scoring strike came on second play of third quarter and put Tech ahead 31-14 ... caught one pass for 19 yards in regular-season finale against Oklahoma State ... reception set up Tech at the OSU 33 on the scoring drive ... grabbed one reception for eight yards against Texas A&M ... caught one pass for 24 yards to set up go-ahead touchdown at end of first half against Baylor ... caught a career-long 40-yard pass in the first quarter to set up a Tech score in road win at Kansas State ... grabbed two receptions for seven yards against Nebraska ... also had two rushes for 13 yards ... caught two passes for 13 yards at Oklahoma ... recorded a reception for six yards in win over TCU ... caught one pass for 15 yards at New Mexico ... saw first start and first significant action of career at SMU ... caught three passes for 34 yards and first collegiate touchdown ... caught one pass all of last season ... scored on 15-yard strike from Cumbie down the middle.

2003 – Played in all 13 games ... finished the season with one reception for nine yards and two carries for seven yards ... rushed one time for two yards against Baylor ... had one reception for nine yards and five yards on a carry in the win over A&M.


2002 – Redshirt season.

High School – Paradise Valley High School in Phoenix, Ariz. ... First-Team All-Arizona ... selected to play in the Arizona High School All-Star Game ... former Tech defensive line coach Ron Harris was an assistant at Paradise Valley High School from 1996-99 ... caught 40 passes for 653 yards and eight touchdowns last season ... also rushed for 559 yards and five TDs on 62 attempts and ran up 623 yards and four TDs on 16 kickoff returns ... recruited by Washington State, Colorado State ... High School Coach: Donnie Yantis.

Personal – Joel O. Filani ... born December 8, 1983, in Tempe, Ariz. ... son of Esther and David Filani ... has three older siblings, Pearl, Joseph and Joshua ... earned a degree in finance in May.

CAREER STATISTICS

RECEIVING	GM	REC	YDS	Y/R	TD	LG
2003	13	1	9	9.0	0	9
2004	12	18	310	17.2	2	60
2005	12	65	1,048	16.1	8	62
Totals	37	84	1,367	16.3	10	62



Lance Fuller
S • 6-0, 217, So-1L
Smithson Valley, Texas
(Smithson Valley)


High School – Smithson Valley High School in Smithson Valley, Texas ... unanimous All-District 27-5A pick (junior season) ... although signed as a defensive back, rushed for 1,155 yards and 14 touchdowns senior season ... grabbed six interceptions, recovered four fumbles, caused three and made 68 tackles as a junior ... two-year starter ... helped lead Smithson Valley to 38-4 record since the start of his sophomore season with two state-finals appearances ... 4.5 in the 40 ... finished third in the 300-meter hurdles in the regional meet during junior season (39.7 seconds) ... also recruited by Baylor, Minnesota, Army, Navy, Air Force, UTEP and Sam Houston State ... High School Coach: Larry Hill.

Personal – Lance Fuller ... born December 21, 1984 ... son of Cindy and Kenny Fuller ... brother, Cody, played football and baseball at Tech 2002-04 and is now in the California Angels farm system ... father, Kenny, played football at Tech from 1974-78 ... mother also attended Tech ... majoring in business.

Slated as the backup to Darcel McBath at free safety.

2005 – Played in all 12 games ... saw some action on special teams, but was primarily a special teams player ... finished the season with six tackles, including two against Indiana State ... had one each against Sam Houston State, Kansas, Nebraska and Baylor.

2004 – Redshirt season.



Joe Garcia
SS • 6-2, 206, Jr-2L
Clovis, N.M. (Clovis High)

... three stops in the bowl win over Cal, including two solo ... had a tackle each against Texas A&M and Kansas State ... best game of young career came against Nebraska ... solid performance with five tackles, including three solo, against the Huskers.

2003 – Redshirt season.

High School – Clovis High School in Clovis, New Mexico ... Gatorade New Mexico Football Player of the Year senior season ... *Albuquerque Journal* State Prep Athlete of the Year in all sports as a junior ... helped lead Clovis High School to a 13-0 record and Class 5A State Championship junior season ... grabbed six interceptions as a senior ... finished second in the 2002 state track meet in the 300M hurdles and third in the 100M hurdles and won both events as a senior ... chose Texas Tech over New Mexico and New Mexico State ... High School Coach: Eric Roanhaus.

Personal – Joe Michael Garcia ... born September 30, 1984, in Portales, N.M. ... son of Rosa Garcia ... has one younger sister, Janee Lewis ... enjoys fishing and working ... majoring in computer science.


Stepped up and had a great spring ... will fill the shoes left by all-conference strong safety Vincent Meeks ... punishing hitter with good speed and outstanding break to the ball.

2005 – Played in 11 games on the season ... finished with 16 tackles ... one of the team's best special teams' cover players ... opened the season with a career-high seven tackles against Florida International ... had two tackles each against Sam Houston State, Kansas and Oklahoma State ... made one stop against Nebraska, Texas A&M and Oklahoma.

2004 – First-Team Academic All-Big 12 ... posted 10 tackles in his inaugural season in the lineup ... solid special teams player where he accumulated much of his tackles



2006 Red Raiders



Ryan Hale
LB • 6-0, 219, Fr-RS
Baytown, Texas (Lee)


50

2005 – Redshirt season.

High School – Lee High School in Baytown, Texas ... Top 300 overall prospect nationally (Max Emfinger Recruiting) ... Three-Star recruit (Rivals.com) ... No. 30 inside linebacker prospect nationally

(Rivals.com) ... Houston Chronicle State Top 100 ... posted 116 tackles and a sack last season ... 208 tackles over last two seasons ... all-District 22-5A second team honors following junior season after registering 95 tackles and four sacks ... also recovered three fumbles and returned one for a touchdown ... can play any of the three linebacker positions ... clocked at 4.62 in the forty ... also recruited by Arizona, Arizona State, Houston, Iowa, Kansas State, TCU and Texas A&M ... High School Coach: Dick Olin.

Personal – Ryan Hale ... born December 16, 1986, in Baytown, Texas ... son of Cynthia and Bryan Hale ... has two younger sisters, Katie and Taylor ... majoring in business.



Gabe Hall
OL • 6-4, 293, Sr-2L
Lubbock, Texas (Coronado)

78

Former tight end gives team added quickness at right tackle ... successful first season on the end and returns as the starter for his senior season.

2005 – First full season as a starter on the offensive line ... originally signed as a tight end, but made the transition to tackle last season ... played mostly special teams during sophomore season ... hand injury during redshirt freshman season delayed participation until last year ... has quick feet and good hands ... outstanding pass blocker ... has emerged as one of the team's top tackles under Leach ... instrumental in success of offensive performance this season ... the unit leads the country in passing for the fourth-straight season and is among the top five scoring offenses in the country ... Tech also has produced the most rushing scores (25) since the 1996 season.

2004 – Spent the season as a backup on the offensive line.

2003 – Sat the season with a hand injury.

2002 – Redshirt season.

High School – Midlands All-Region (Superprep) ... 40th best tight end in the country (Rivals100.com) ... Second-Team All-District 3-5A (2000) ... all-city honorable mention 3-5A (2000) ... all-city honorable mention 3-5A (1999) ... team finished 7-3 last season ... 2001 second-team preseason all-state selection by Dave Campbell's Texas Football ... also boasts several basketball honors, including Lubbock Avalanche-Journal All-City (2001), All-South Plains 4-5A (2001), First-Team All-District 3-5A (2001), District 3-5A Newcomer of the Year (2000) ... active in Fellowship of Christian Athletes ... High School Coach: Butch Henderson.

Personal – Gabe Hall ... born October 1, 1983, in Lubbock ... son of Orvi and Tony Martinez ... has three younger siblings: Jason, Rafael and Tatiana ... enjoys hunting, fishing and watching television ... majoring in communication studies.



Graham Harrell
QB • 6-3, 197, So-1L
Ennis, Texas (Ennis)

6

Will compete with redshirt freshman Chris Todd for the starting role during preseason drills ... competition was close during spring drills with Todd ... accurate passer ... constantly watching film during spare time.

2005 – Played one series in the Cotton Bowl and connected on 1-of-4 passes for 30 yards ... completed 3-of-4 passes for 25 yards in fourth quarter against Texas A&M ... threw third touchdown pass of the season, a 10-yard strike to Slade Hodges ... was 3-for-7 in backup duty against Kansas State ... logged 26 yards ... 47 pass attempts are nine short of Tech record for a backup under Leach ... threw for 69 yards and a touchdown on 9-of-15 passing against Indiana State ... 208-yard performance against Sam Houston State ... also threw first-career touchdown pass ... finished the game 14-of-17 passing ... played all but two series in the second half ... entered the FIU game on Tech's second drive in the fourth quarter ... proved why he was heavily touted coming out of high school in leading Tech on two scoring drives ... completed 7-of-8 passes for 64 yards, including a 25-yard completion to fellow redshirt freshman L.A. Reed.

2004 – Redshirt season.

High School – Ennis High School in Ennis, Texas ... Four-star recruit (Rivals.com) ... Gatorade Texas Player of the Year ... EA Sports All-America Team ... Hodge 150 (ESPN) ... No. 7 pro-style quarterback in the nation (Rivals.com) ... No. 15 overall prospect in Texas (Texas Insider Top


100) ... No. 15 quarterback in the nation (SuperPrep.com) ... No. 17 quarterback in the nation (CollegeFootballNews.com) ... No. 24 Midlands Sweet 66 (Rivals.com) ... No. 24 Texas Top 100 (Rivals.com) ... No. 30 overall prospect in the nation (Big 12 Insider Top 100) ... National Top 100 (Max Emfinger Recruiting) ... No. 8 area prospect (*Dallas Morning News*) ... No. 9 prospect in Texas (*Dallas Morning News*) ... Offensive Athlete of the Year (*Dallas Morning News*) ... National Top 100 (*Fort Worth Star-Telegram*) ... State Top 100 (*Fort Worth Star-Telegram*) ... Two-Time Class 4A Offensive Player of the Year (Associated Press) ... two-time all-state selection and three-time all-district pick ... two-year District 16-4A MVP ... 41-3 as a three-year starter ... passed for 4,825 yards and 67 touchdowns senior season ... completed 244-of-373 pass attempts ... led Ennis to undefeated regular season and 53.8 points per game ... holds state record for single-season passing touchdowns (54) ... seven 300-yard passing games in 2003 ... passed for 573 yards in win over Waxahachie, the third-best single-game total in state history ... threw for 3,411 yards and 46 touchdowns against only six interceptions as a junior ... also rushed for 1,055 yards and 17 touchdowns in 2002 ... All-America selection (PrepStar) ... state's all-time leading passer with 12,532 yards and 167 touchdowns ... ranks nationally in single-season touchdowns (second), career touchdowns (third) and career passing yards (sixth) ... 4.7 in the 40 ... joined high school teammate Anthony Jenkins in the 2004 recruiting class ... also recruited by Georgia, N.C. State, Oklahoma, Oklahoma State, Purdue, Wisconsin and Kansas State ... father, Sam, was high school coach and named *Dallas Morning News* District 16-4A Coach of the Year.

Personal – Graham Harrell ... born May 22, 1985, in Brownwood, Texas ... son of Kathy and Sam Harrell ... has an older brother, Zac, and younger brother, Clark, who signed with Tulsa as a quarterback in February ... majoring in history.

CAREER STATISTICS

PASSING	GM	C-A-I	PCT	YDS	Y/C	TD	LG
2005	5	36-51-0	70.6	392	10.9	3	44

2006 Red Raiders



Jarrett Hicks
WR • 6-3, 208, Sr-3L
Houston, Texas (Sharpstown)

Preseason All-America by National Champs. net for second-straight season ... teams with Joel Filani, Robert Johnson and Danny Amendola as one of the top receiving corps in the country ... long, rangy receiver with outstanding leaping ability ... has knack of going well above defenders to bring down passes ... smooth, fluid player with natural athleticism.

RECORDS HELD

Tech Sophomore Receiving Yards – 1,177 (2004)
Tech Single-Season TD Receptions – 13 (2004)
Tech Career TD Receptions – 28 (2003-05)

2005 -- All-Big 12 First Team selection ... has school record 28 touchdown receptions ... scored Tech's game-tying touchdown with under three minutes to play against Alabama in the Cotton Bowl ... stretched across the goal line for the score ... finished the game with three receptions for 51 yards ... caught three passes for 18 yards, including a fade for a touchdown ... grabbed eight receptions for 63 yards and a touchdown at Oklahoma State ... second-straight 100-yard game with a game-high 147 yards and two touchdowns on eight receptions against Texas A&M ... helped move Tech up and down the field against Baylor with 115 yards on seven catches ... yardage total marked eighth 100-yard game of his career ... caught five passes for 63 yards at Texas ... broke the school record for career touchdown receptions with his 23rd against Kansas State ... snapped the previous mark of 22, set by Mickey Peters (2000-03) ... finished the game with nine receptions for 105 yards ... caught four passes for 59 yards in win at Nebraska ... finished the KU game with nine receptions for 112 yards ... hauled in four passes for 44 yards and a touchdown against Indiana State ... made season debut against Sam Houston State ... caught two touchdown passes on five receptions ... had 73 receiving yards ... National Champs. com preseason All-America selection ... seventh top returning receiver in the nation in touchdown receptions (13) from a year ago ... also ranked ninth among returning receivers in receiving yards (1,177).

2004 – All-Big 12 Conference First-Team selection ... finished one of the best seasons in school history with a school single-season record 13 touchdown receptions on 76 catches ... averaged 98.1 yards per game to lead the Big 12 ... scored in all but two games in 2004 ... back-to-back multi-touchdown games to close the season ...

scored two touchdowns on career-high tying nine receptions in bowl win over California ... also logged 69 yards and scored on nine- and five-yard passes ... second score put Tech ahead for good in the second quarter ... led the team with 96 receiving yards and two touchdowns, second multi-TD game of the season, against Oklahoma State ... touchdown reception in third quarter gave Tech brief 14-9 lead ... caught 14-yard scoring pass over defender in the fourth to put Tech up two scores over the Pokes ... caught game-tying touchdown pass with 10 seconds remaining to send the Texas A&M game to overtime at Kyle Field ... finished the game with five receptions for 29 yards and a touchdown ... against Baylor, caught eighth touchdown pass of the season on an acrobatic juggle off of a Sonny Cumbie fade pass ... finished the game with six receptions for 50 yards ... fought through Kansas State double coverage much of the game and finished with three catches for 39 yards and a touchdown ... caught long pass of 31 yards to set up one-yard TD reception on next play ... had six catches for 71 yards at home against Texas ... averaged 35.7 yards per reception against Nebraska ... caught longest touchdown reception under Mike Leach with 80-yard grab from Cumbie for a score on the Husker Blackshirt defense ... made most of three receptions with two touchdown grabs ... missed the 100-yard mark for the first time this season against Oklahoma ... finished the game with six receptions for 74 yards, including a key 22-yard catch on third-and-10 that got Tech away from its own one-yard line ... caught eight passes for 131 yards against the Jayhawks ... fourth-straight game with 100+ yards ... also caught fourth scoring pass of the season ... caught eight passes for 211 yards and a touchdown in win over TCU ... yardage ranks sixth on Tech's all-time single-game yardage list ... Dallas Morning News and San Antonio Express-News player of the week following performance against the Frogs ... recorded second-straight 150-yard game at New Mexico ... caught nine passes, including a touchdown reception ... made first collegiate start in the opener at SMU ... grabbed eight receptions for 150 yards and a touchdown.

2003 – Caught 32 passes on the season for 498 yards and five touchdowns ... grabbed a 13-yard reception for a touchdown in the bowl win over Navy ... had one reception for 19 yards against the Sooners ... hauled in five catches for 57 yards and a touchdown at Baylor ... 32 yards on two receptions in the win over Colorado ... had two receptions for 17 yards at Missouri ... at Oklahoma State, averaged 28.3 yards per catch on three receptions ... finished with 85 yards ... caught third touchdown pass of the season against Iowa State ... grabbed four passes for 49 yards ... 13-yard touchdown reception on only catch in win over A&M ... at Mississippi, averaged 18.5 yards on four receptions ... logged 74 yards and caught first-career touchdown pass ... five catches for 81 yards at N.C. State ... first career reception against New Mexico

... finished the game with four receptions for 58 yards.

2002 – Redshirt season.

High School – Honorable Mention All-Midlands Region (SuperPrep) ... first-team all-district ... named Outstanding Receiver, Offensive MVP and Team MVP ... First-Team All-Academic ... 44 catches for 695 yards and six touchdowns ... also has posted a 47.9 in the 400 meters ... recruited by Purdue and Georgia Tech ... High School Coach: Charles Perridon.

Personal – Jarrett Hicks ... born April 4, 1984, in Houston, Texas ... son of Ruth and James Hicks ... comes from athletic background; father played baseball for the St. Louis Cardinals and California Angels ... brother, Broderick, played basketball at Wake Forest ... has five brothers and sisters ... also related to Sean Woods, who played basketball at Kentucky ... majoring in communication studies.

CAREER STATISTICS

RECEIVING	GM	REC	YDS	Y/R	TD	LG
2003	13	32	498	15.6	5	34
2004	12	76	1,177	15.5	13	80
2005	11	65	850	13.1	10	47
Totals	36	173	2,525	14.6	28	80



2006 Red Raiders



Chad Hill
LB • 5-11, 219, Jr-2L
Lubbock, Texas (Coronado)

54

for loss ... also had stops against TCU, Oklahoma and Texas A&M.


2003 – Scout team member.

High School – Coronado High School in Lubbock, Texas ... helped CHS advance two rounds into the playoffs during senior season ... named all-city and earned a spot on the Lubbock Avalanche-Journal Super Team ... All-South Plains selection ... logged 126 tackles, forced nine fumbles and recovered two fumbles as a senior ... member of Fellowship of Christian Athletes ... High School Coach: Butch Henderson.

Personal – Chad Hill ... born March 16, 1985, in Levelland, Texas ... son of Traci and Jim Hill ... has an older sister, Kristin ... hobby is collecting baseball cards ... majoring in general business.

2005 – Played in first three games, before injury against Indiana State sidelined him for the remainder of the season ... totaled two tackles.

2004 – Moved into second-team position prior to the season ... solid backup at linebacker ... saw significant action on special teams ... posted career-high three tackles against Nebraska, including one



Anthony Hines
S • 6-1, 236, So-1L
Denison, Texas (Denison)

23

2004 - Redshirt season.

High School - Denison High School in Denison, Texas ... All-District 11-4A (Dallas Morning News) ... helped lead DHS to 9-2 record ... credited with 50 tackles, an interception and two punt returns for touchdowns in 2003 ... also rushed 90 times for 839 yards and 15 touchdowns as a tailback ... district special teams player of the year ... played safety and outside linebacker ... also recruited by Texas, TCU, Baylor and Tulsa ... 4.6 in the 40 ... basketball defensive player of the year ... High School Coach: Bob Brown.

Personal - Anthony Hines ... born April 29, 1986 ... son of Chantel Hines and John Jackson ... has a sister, Laquisha, and a younger brother, Clifton ... majoring in general studies.

Listed as the No. 2 strong safety behind Joe Garcia ... physically strong and punishing hitter.

2005 – Appeared in all 12 games, recording nine tackles on the season ... most stops came on special teams ... totaled three tackles against Sam Houston State and two against Oklahoma State ... had a stop each in games with Indiana State, Nebraska, Texas A&M and Oklahoma.



Catron Houston
WR • 5-11, 183, So-1L
Houston, Texas (Spring Woods)

2

55 yards, including a 44-yard grab against Sam Houston State ... also had a 17-yard kickoff return against SHSU.

High School – Spring Woods High School in Houston, Texas ... District 18-5A Offensive MVP last season ... recruited as inside receiver ... rushed for 923 yards and 14 touchdowns on 105 carries ... also caught 35 passes for 650 yards and eight scores as a senior ... clocked at 4.4 in the forty ... chose Tech over Arizona State ... also recruited by Arkansas, Kansas State, TCU, SMU, Tulane and LSU ... High School Coach: Dwayne Eggerton.

Personal – Catron Deron Houston ... born June 28, 1987, in Houston ... son of Demetria Mitchell and Ameron Houston ... has three siblings, Lyn, Lyntrell and Lyndavier ... relative of Alton Alexis who played football at Tulane and with the Cincinnati Bengals ... enjoys basketball and fishing ... majoring in ASUD.

Finished spring workouts neck in neck with redshirt freshman Edward Britton for the back role to Joel Filani at Z receiver ... will continue to battle Britton in fall practice and throughout the season.


2005 – Played in nine games, primarily on special teams ... one of team's top special teams performers ... rushed once against Sam Houston State for 19 yards ... caught three passes on the season for

CAREER STATISTICS

RECEIVING	GM	REC	YDS	Y/R	TD	LG
2005	9	3	55	18.3	0	44



2006 Red Raiders



Chris Hudler
DT • 6-3, 289, Sr-3L
Mesquite, Texas (Mesquite)

for loss in the win over Oklahoma ... three tackles and an interception at Oklahoma State ... reached up at the line and snatched the pass deep in Tech territory to thwart OSU scoring opportunity ... logged two tackles against Texas A&M ... three tackles in shutout at Baylor ... also had a quarterback hurry and batted down a pass ... made three stops at Texas ... one tackle and a quarterback hurry against Kansas State ... had two tackles and a tackle for loss at Nebraska ... also recovered a fumble ... season-high four tackles in the win over Kansas ... also had a sack, tackle for loss and a quarterback hurry ... two tackles against Indiana State ... one tackle in the opener and against in the win over Sam Houston State ... had two quarterback hurries in the opener against Florida International.

2004 – Integral cog in Tech’s run defense up the middle ... 14 tackles on the season, including one for loss ... also had a pass breakup ... three tackles in win over Oklahoma State ... assisted on a tackle and had a pass breakup at Texas A&M ... had two tackles against Baylor, including

Has emerged as the defense’s vocal leader ... returning starter at nose tackle ... fierce competitor who works to better himself each play ... quick off the snap and into the backfield.

2005 – Team leader with five quarterback hurries ... had tremendous success breaking through the line and giving quarterbacks fits ... outstanding performance against Alabama in the Cotton Bowl ... blocked Tide field goal attempt and totaled four tackles as Tech slowed the UA rushing attack ... had three tackles and a tackle

one for loss, in the Tech win ... made two stops against Texas ... had two tackles in the middle against Nebraska ... logged two tackles at Oklahoma ... successful shutting down run up the middle ... had one tackle at Kansas ... part of d-line unit that limited KU’s rushing attack up the middle ... assisted on a tackle in win over TCU ... made the start ... saw limited action at New Mexico ... did not play against SMU.

2003 – One of three redshirt freshmen to start on the defensive line ... made two assisted tackles against Navy in the Houston Bowl ... logged first-career sack against Oklahoma ... also had a tackle for loss and three tackles ... part of defensive line that held OU to 78 rushing yards ... recovered a fumble and had two tackles against at Texas ... one tackle against Baylor ... logged a tackle against Colorado ... totaled a career-high four tackles, including one for a loss of 12 yards, at Oklahoma State ... one solo tackle in win over Texas A&M ... had a tackle against New Mexico ... had three tackles in collegiate debut against SMU.

2002 – Redshirt season.

High School – Mesquite High School in Mesquite, Texas ... earned All-District honors as a defensive end after logging 118 tackles and nine sacks ... helped lead MHS to the Class 5A State Championship ... was named to the Insiders.com Texas Super Team for his efforts ... received All-District honors as a tight end as a junior ... is an All-District track standout ... also recruited by Houston ... High School Coach: Steve Halpin.


Personal – Chris Hudler ... born June 16, 1984, in Fairfield, Texas ... son of Charlotte and Dwight Hudler ... has an older brother ... graduated with a degree in exercise sport science ... working on a master’s degree in sports management ... married wife, Sara, in May ... enrolled in graduate studies with an emphasis in exercise sport science.

CAREER STATISTICS

YEAR	GM	U-A-TT	TFL	SACKS	INT	FF-R	PD
2003	12	13-7-20	3.5-22	1.0-8	0-0	0-1	0
2004	11	6-8-14	1.0-2	0.0-0	0-0	0-0	1
2005	12	19-10-29	0.0-0	0.0-0	1-19	0-3	1
Totals	35	38-25-63	4.5-24	1.0-8	1-19	0-4	2



2006 Red Raiders



Antonio Huffman
CB • 5-11, 179, Sr-2L
Lovejoy, Ga. (Lovejoy)

36

Returns as the lone starter from a secondary that ranked among the top 20 in the country ... outstanding speed and cover talent ... active spring leading the defense in interceptions.

2005 - Had five tackles, including four solo stops, against Alabama in the Cotton Bowl ... logged a solo stop at Oklahoma State ... had three tackles and a fumble recovery against Texas A&M ... grabbed an interception and totaled two pass breakups in shutout of Baylor ... returned interception 65 yards to set up Tech score ... also made four tackles ... had two solo stops at Texas ... two tackles and a tackle for loss in Kansas State win ... assisted on five tackles in Nebraska win ... had a tackle against Kansas ... posted one tackle for a six-yard loss against Indiana State ... had four tackles, including three solo stops against Florida International ... opened the season against Florida International with seven open-field tackles and two pass breakups.

2004 - Standout corner on Tech's top 20 pass defense ... recorded eight pass breakups and 59 tackles on the season ... had an interception and two fumble recoveries ... active game with nine tackles from his corner slot against California ... batted down Cal pass in the end zone on third down, forcing the Bears to kick a field goal in the third quarter ... finished the Oklahoma State game with a career-high nine tackles from his corner position ... finished the Texas A&M game with six tackles, including four solo ... four tackles and a pass breakup against Baylor ... made three solo tackles and a pass breakup at Kansas State ... had two solo tackles against Texas ... tied career high and led the team with six tackles and two pass breakups against Nebraska ... had four solo tackles


in the secondary at Oklahoma ... logged four solo tackles in the win over Kansas ... had three tackles against TCU ... blanketed TCU receivers all day ... turned in a solid performance with three tackles and second fumble recovery of the season at New Mexico ... first-career start against SMU ... highlight performance of short career ... recorded six tackles, a forced fumble, a fumble recovery and an interception.

2003 - Played in all 13 games and finished the season with 20 tackles ... saw significant action on special teams ... made four tackles in the bowl win over Navy ... also had two pass breakups ... had one stop against Oklahoma ... two-tackle game and a pass breakup at Texas ... logged a tackle and a pass breakup against Baylor ... registered three tackles, including a tackle for loss against Colorado ... also had a pass breakup ... three tackles against Missouri ... four tackles in win over the Aggies ... had two stops against Mississippi.

Junior College - Signed with Tech in 2001, but opted for junior college route ... Rivals100.com Top 500 ... redshirted 2002 season and sat out 2001 campaign ... 3.8 grade point average and member of Phi Beta Kappa national honor society at Garden City CC ... Student Government Association freshman class president at GCCC.

High School - Lovejoy High School in Lovejoy, Ga. ... offered scholarships from Tech, Auburn, Marshall, Arkansas, Kentucky and Minnesota out of high school ... caught 26 passes for 449 yards and four touchdowns senior season at Lovejoy High School ... also rushed for five scores ... logged 81 tackles and four interceptions senior season ... ranked among the top 100 defensive backs in the country ... polished defensive back who can cover as well as play the run ... Junior College Coach: Bob Larson.

Personal - Antonio Huffman ... born October 15, 1982, in Atlanta, Ga. ... son of Sonya Huffman ... twin brother, Antoine, recently finished senior season as a defensive back at Kentucky ... graduated in May with a degree in human development and family studies and a minor in sociology ... currently working on master's in sociology.



Victor Hunter
LB • 5-11, 251, Fr-RS
Irving, Texas (Nimitz)

52

2005 - Redshirt season.

High School - Nimitz High School in Irving, Texas ... two-way starter at H back and defensive end ... caused nine fumbles

and registered seven sacks during senior season ... first-team All-District 6-5A on offense and defense ... also played fullback and tight end at NHS ... also recovered three fumbles, made 21 solo tackles and assisted on 17 others last season ... timed at 4.6 in the forty ... also recruited by Baylor, Arizona State and Louisiana-Monroe ... High School Coach: Mike Farda.

Personal - Victor Hunt ... born August 3, 1986, in Dallas ... son of Thelma and Victor Hunter, Sr. ... has an older brother, Antonio, and a younger brother, Tevin ... father played football at Langston (Okla.) University ... enjoys fishing in his spare time.

CAREER STATISTICS

YEAR	GM	U-A-TT	TFL	SACKS	INT	FF-R	PD
2003	13	15-5-20	2.0-7	0.0-0	0-0	0-0	5
2004	12	45-14-59	0.0-0	0.0-0	1-12	1-2	8
2005	11	23-12-35	2.0-10	0.0-0	1-65	0-1	4
Total	36	83-31-114	4.0-17	0.0-0	2-77	1-3	17



2006 Red Raiders



Glenn January
OT • 6-7, 287, Sr-3L
Houston, Texas (Second Baptist)

69

Returning starter at left tackle ... big, imposing presence on the line ... received a push from redshirt freshman Marlon Winn in spring drills, but maintained hold on position.

2005 - First full season as a starter on the offensive line ... played mostly special teams early in career ... strong, physical linemen who has shown tremendous run-blocking ability ... aided in Taurean Henderson being one of the league's top running backs ... has emerged as one of the team's top tackles under Leach ... instrumental in success of offensive performance this season ... the unit leads the country in passing for the fourth-straight season and is among the top five scoring offenses in the country ... Tech also has produced the most rushing scores (25) since the 1996 season and has logged over 100 yards rushing per game for the second time under Leach.


2004 - Played in all 12 games ... anchor along the line on special teams ... outstanding performance against Oklahoma State in backup role after Daniel Loper went out with injury.

2003 - Backup on the offensive and defensive lines ... solid special teams member ... played in 12 games.

2002 - Redshirt season.

High School - Second Baptist Academy in Houston, Texas ... 90th best tackle in the country (Rivals100.com) ... three-time first-team all-district on defense ... first-team all-district as a tight end last season ... second-team all-state tight end and defensive end as a senior ... helped lead team to 46-8 record over four seasons ... team advanced to TAPPS 4A state semifinals each season and won state title sophomore year ... basketball team also won state title during sophomore season ... state finalist in the shot put as a junior ... state finalist in diving ... High School Coach: Lawrence Huston.

Personal - Glenn Arwin January, Jr. ... born May 25, 1983, in Houston, Texas ... son of Diane and Glenn January ... father played at Tech in the 70s ... uncle, Doug, was a football third-team All-American at SMU ... majoring in finance.



Andrew Johnson
OL • 6-4, 300, Fr-RS
Houston, Texas (Eisenhower)


61

Came to Tech as a guard, but found a home as the top backup to Gabe Hall at right tackle.

2005 - Redshirt season.

High School - Eisenhower High School in Houston ... Three-Star recruit (Rivals.com) ... Three-Star recruit (Max Emfinger Recruiting) ... No. 49 offensive guard prospect nationally (Rivals.com) ... *Houston Chronicle* State Top 100 ... voted one of the top three offensive linemen at the Houston TI-MSL ... all-District 18-5A second team as a junior ... recruited as offensive tackle, but could play guard ... ran a 5.45 in the forty ... also recruited by Arkansas, Baylor, Kansas, North Carolina and TCU ... High School Coach: Richard Carson.

Personal - Andrew L. Johnson ... born March 16, 1987, in Dallas ... son of Aubrey Wells ... has two younger siblings, Angel and Andre.



Robert Johnson
IR • 6-1, 218-Sr-1L
Americus, Ga. (Reedley College)

9

another stellar performance in second game against Sam Houston State ... led the team with eight receptions and 208 receiving yards ... yardage total is the seventh-best single-game total in school history ... made the transition from quarterback to receiver in the spring and started in his first game against FIU ... grabbed a game-high nine receptions for a 129 yards and a touchdown ... scored on a 47-yard pass from Hodges ... sat out last season as redshirt quarterback ... game at receiver was first since sophomore year of high school.

Surprise player of last season ... coaches knew of athletic ability, hence move to receiver last year ... displayed natural athletic skill at a position he had not played since sophomore year of high school ... quick and elusive after the catch ... teams with Joel Filani, Jarrett Hicks and Danny Amendola as one of the top receiving corps in the country.

2005 - Big 12 Conference Newcomer of the Year ... Big 12 Second Team selection ... grabbed three receptions for 56 yards, including a long of 24 yards ... closed the regular season with four receptions for 48 yards in the win over Oklahoma ... made knee-high grab to extend Tech's game-winning drive in the final minute ... grabbed five receptions for a team-leading 70 yards at Oklahoma State ... had five catches for 72 yards against Texas A&M ... stopped short of scoring fifth touchdown of the season ... scored lone receiving touchdown at Baylor on 50-yard catch from Hodges ... finished the game with three catches for 63 yards ... totaled nine receptions for 76 yards at Texas ... caught seven passes for 107 yards against Kansas State, his third 100-yardage game of the season ... also had a touchdown catch ... hauled in six receptions for 40 yards in Nebraska win ... caught five passes for 58 yards in win over Kansas ... finished the Indiana State game with three catches for 23 yards and a touchdown ...

2004 - Sat out season as a redshirt ... outstanding prep player on scout teams ... normally mimicked the opposing quarterback.

Junior College - Reedley College in Reedley, Calif. ... five-star recruit (Rivals.com) ... No. 1 JUCO quarterback in the nation (Rivals100.com) ... No. 1 JUCO quarterback in the nation (JCFootball.com) ... No. 1 JUCO quarterback in the nation (CollegeFootballNews.com) ... No. 8 JUCO overall prospect in the nation (CollegeFootballNews.com) ... No. 9 JUCO overall prospect in the nation (JucoJunction.com) ... Top 100 athletic quarterback in the nation (Max Emfinger Recruiting) ... All-USA Ironman First-Team (JUCO Football Network) ... All-California JUCO Region II Offensive MVP ... 2003 All-Valley Conference MVP ... helped Reedley to 21-2 record over last two seasons, including a 12-0 run and a national championship in 2002 ... led Reedley to 394.5 yards of total offense per game in 2003 ... completed 162-of-281 last season ... rushed for nearly 500 yards in 2002 ... originally signed with West Virginia out of high school ... also recruited by Tennessee, Kentucky, Kansas



2006 Red Raiders



State, Kansas, Washington, Central Florida and Fresno State ... Junior College Coach: Michael White.

High School – Americus High School in Americus, Ga. ... led AHS to 15-0 mark and state championship during senior season ... all-state performer ... All-Southwest Georgia and All-Southwest state team ... all-region ... state player of the year ... set state records in passing yards

(3,287) and touchdowns (39) ... High School Coach: Eric Soliday.

Personal – Robert Johnson ... born June 20, 1982, in Americus, Ga. ... son of Judy Hart and Robert Johnson ... has one younger brother, Cedric, and two younger sisters, Ladrekia Britton and Angelica Hart ... has a son, Brandon ... majoring in human development and family studies.

CAREER STATISTICS

RECEIVING	GM	REC	YDS	Y/R	TD	LG
2005	12	67	951	14.2	4	67



Brandon Jones
C • 6-3, 309, Sr-3L
Keizer, Ore. (McNary)

73

is among the top five scoring offenses in the country ... Tech also has produced the most rushing scores (25) since the 1996 season and has logged over 100 yards rushing per game for the second time under Leach.

2004 – Played in three games ... recorded a special teams tackle.

2003 – Played in three games ... solid backup on the offensive line.


2002 – Redshirt season.

Preseason Rimington Award candidate for nation's top center ... returns with a solid hold on the position.


2005 – Honorable Mention All-Big 12 ... first full season as a starter on the offensive line ... has done an outstanding job of taking over the center position ... quick off the snap ... solid pass protector ... aided in Taurean Henderson being one of the league's top running backs ... instrumental in success of offensive performance this season ... the unit leads the country in passing for the fourth-straight season and

High School – McNary High School in Keizer, Ore. ... first-team all-state selection on both sides of the ball ... also earned first-team all-region and All-Valley honors ... helped lead team to state championship ... recruited by Arizona and TCU ... High School Coach: Tom Smythe.

Personal – Brandon Jones ... born December 13, 1983, in Wichita, Kan. ... son of Debra and Leon Dudley ... has an older brother ... grew up in Texas prior to moving to Oregon ... majoring in communication studies.



2006 Red Raiders



Brian Jones
DT • 6-1, 288, So-1L
Everman, Texas (Everman)

90

2004 – Redshirt season.

High School – Everman High School in Everman, Texas ... No. 53 overall prospect in the area (*Dallas Morning News*) ... First-Team All-State Class 3A (Texas Sports Writers Association) ... First-Team All-District 8-3A (*Dallas Morning News*) ... Area Top 75 (*Fort Worth Star-Telegram*) ... posted 89 tackles, nine tackles for loss, and two sacks during junior season ... tremendous strength and great mobility ... pure defensive tackle ... solid run stuffer and pass rusher ... totaled 400 in the bench, 600 in the squat and 550 deadlift ... 5.2 in the 40 ... also recruited by TCU and SMU ... High School Coach: Dale Keeling.

Personal – Brian Jones ... born February 9, 1986, in Big Spring, Texas ... son of Patricia and Greg Jones, Sr. ... has an older brother, Greg Jr. ... majoring in general business.

2005 – Played in six games, but was an integral part of the defensive line rotation ... gained valuable experience as role should increase in sophomore season ... finished the season with four tackles, including two at Texas ... opened the season with one in the win over Florida International ... also had a stop against Kansas State.



Phillip Jones
DE • 6-4, 239, Fr-RS
Lewisville, Texas (Hebron)


94

News Area Top 100) ... Associated Press Class 4A First-Team All-State selection ... *Lubbock Avalanche-Journal* State Top 100 ... *Houston Chronicle* State Top 100 ... *Dallas Morning News* All-Area Team ... posted 99 tackles, 18 tackles for loss and five sacks during senior season ... all-District 9-4A selection ... team captain who helped lead HHS to district championship ... unanimous all-District 9-4A honors following junior season after logging 53 tackles, including 11 for loss, and five sacks ... 4.7 in the forty ... finished sixth in state wrestling meet as a sophomore ... also offered by UTEP, Baylor, Tulsa, Kansas State, Connecticut and Maryland ... High School Coach: Brian Brazil.

Personal – Phillip S. Jones ... born January 17, 1987, in Wichita, Kan. ... son of Marni and Phil Jones ... has an older sister, Shannon ... enjoys playing guitar.

2005 – Redshirt season.

High School – Hebron High School in Lewisville, Texas ... Top 300 overall prospect nationally (Max Emfinger Recruiting) ... Three-Star recruit (*Rivals.com*) ... No. 34 strong side defensive end prospect nationally (*Rivals.com*) ... No. 76 overall prospect (*Rivals.com* Texas Top 100) ... No. 27 overall prospect (*Dallas Morning*



Kobey Lewis
RB • 5-6, 167, Fr-RS
Abilene, Texas (Abilene)

37

Productive spring workouts ... battled fellow redshirt freshman Pete Richardson for backup role to Shannon Woods ... will continue to work against Richardson for playing time ... outstanding quickness ... small frame provides camouflage behind the line.

2005 – Redshirt season.

High School – Abilene High School in Abilene, Texas ... Top 300 overall prospect nationally (Max Emfinger Recruiting)

... Associated Press Class 5A Honorable Mention All-State selection ... Texas Sports Writers Association Class 5A All-State Third Team ... Class 4A-5A All-Big Country Offensive Player of the Year ... rushed for 1,765 yards and 30 touchdowns last year ... AHS all-time leading scorer with 69 touchdowns, which ranks second in district history behind former Midland Lee running back Cedric Benson ... all-district, all-Big Country and all-state third team as a junior ... rushed for 1,881 and 26 touchdowns and caught 11 passes for 149 yards and four touchdowns during junior season ... 4.45 in the forty ... also recruited by BYU, New Mexico, New Mexico State, Texas A&M and Tulsa ... High School Coach: Steve Warren.

Personal – Kobey Lewis ... born October 2, 1986, in Abilene, Texas ... son of Sonja and Ron Lewis ... has an older brother, Kortney ... enjoys playing video games, hanging with friends and watching movies ... majoring in business.



Darcel McBath
S • 6-1, 193, So-1L
Gainesville, Texas (Gainesville)

7

2004 – Redshirt season.

High School – No. 36 cornerback in the country (*Rivals100.com*) ... District 9-3A Most Valuable Player (*Dallas Morning News*) ... helped lead GHS to 16-0 mark and Class 3A Division I title ... picked six passes as a defensive back and logged 75 tackles ... caught 14 touchdown passes as a wide receiver ... other numbers include 50 tackles, two punt returns for touchdowns and an interception return for a score ... rushed for 800 yards as a running back ... also recruited by Oklahoma State, Texas A&M and Notre Dame ... 4.5 in the 40.


Personal – Steven Darcel McBath ... born October 28, 1985, in Gainesville, Texas ... son of Twana McBath ... has three younger sisters, Tiffany, Yolanda and Brittany ... enjoys playing video games and playing basketball ... majoring in communication studies.

Made the move from corner to free safety in the spring and will fill the big shoes left by Big 12 Conference Defensive Player of the Year Dwayne Slay ... had a productive spring making the switch and left little doubt that the move was the right one.

2005 – Saw action in six games ... spent the first half of the season recovering from a preseason injury ... logged only tackle against Oklahoma State, but showed outstanding cover abilities.



2006 Red Raiders



Eric Morris
IR • 5-9, 174, So-1L
Shallowater, Texas
(Shallowater)

2004 – Redshirt season.


High School – Shallowater High School in Shallowater, Texas ... All-South Plains Super Team Offensive Player of the Year senior season (*Lubbock Avalanche-Journal*) ... All-South Plains Super Team junior season (*Lubbock Avalanche-Journal*) ... helped lead SHS to second-straight Class 2A Division I state semifinal senior season ... team won District 4-2A title ... finished the 2003 season with 926 rushing yards and 24 touchdowns ... also threw for 22 touchdowns and 1,926 yards ... played wide receiver as a junior and caught 52 passes for 1,068 yards ... returned 18 kicks and punts for touchdowns in his high school career ... father, Ray, coaches SHS's boys' basketball team ... averaging 16 points, six assists, four rebounds and three steals per game during senior season ... High School Coach: Keith Kitchens.

Personal – Eric Morris ... born October 26, 1985, in Littlefield, Texas ... son of Roxann and Ray Morris ... has an older brother, Aaron, and younger brother, Andrew ... also has a sister-in-law, Sarah ... graduated in top 10 percent of class ... majoring in mass communications.

Will compete for playing time at the versatile H back position with returning starter Danny Amendola and L.A. Reed.

2005 – Solid contributions during redshirt freshman season ... caught 10 passes for 80 yards and rushed once for 19 yards and a touchdown ... also returned six punts for 69 yards ... opened the season with three catches for 37 yards in first collegiate game against Florida International ... rushed for 19 yards on a carry and scored in the win over Sam Houston State ... also caught a pass for five yards ... grabbed two receptions for 12 yards against Indiana State ... had a catch for seven yards in the win over Kansas ... caught two receptions for 20 yards against Kansas State.

12



Brent Nickerson
CB • 6-0, 171, Fr-RS
Irving, Texas (MacArthur)

Established himself as the top backup to Chris Parker during spring drills ... worked with the ones and twos and gained valuable experience during the spring scrimmages and spring game ... very quick and good nose for the ball.

2005 – Redshirt season.

High School – MacArthur High School in Irving, Texas ... Four-Star recruit (Max Emfinger Recruiting) ... No. 54 cornerback

prospect nationally (Rivals.com) ... No. 66 cornerback prospect nationally (SuperPrep) ... No. 95 overall prospect (Postseason Texas Top 100; Rivals.com) ... posted 48 tackles, three interceptions, four pass breakups and two forced fumbles during senior season ... first-team all-District 6-5A ... also academic all-district ... chose Tech over Oklahoma State ... academically ranked in the top 10 percent of his class ... also offered by several other schools, including Notre Dame, Oklahoma, Wisconsin, Iowa, UCLA, Georgia Tech, Kansas and Kansas State ... High School Coach: David Beaty.

Personal – Brent Nickerson ... born October 27, 1986, in Dallas ... son of Ronda and David Burris ... has three siblings, Trent, Bryce and Blake ... cousin, Natasha Stewart, was a two-time All-American basketball player at West Texas A&M and the school's second-leading scorer all-time ... majoring in business.

33

CAREER STATISTICS						
RUSHING	GM	RSH	YDS	Y/R	TD	LG
2005	9	1	19	19.0	1	19
RECEIVING	GM	REC	YDS	Y/R	TD	LG
2005	9	10	80	8.0	0	15



Seth Nitschmann
DE • 6-4, 246, Sr-2L
Corpus Christi, Texas (Calallen)

Year off didn't affect his status on the defensive line ... listed as the starter at rush end following spring practice ... will be difficult to unseat, but will face pressure from backup Tyler Yenzen.

2005 – Spent the season recovering from off-season surgery.

2004 – Second-Team Academic All-Big 12 ... teamed with Adell Duckett to give the Red Raiders solid pass defense and pressure from both ends ... finished the season with 44 tackles, four and half for loss and a quarterback hurry ... also broke up two passes and recovered a fumble ... assisted on two tackles in the win over California ... four tackles, including one for loss and a pass breakup, in win against Oklahoma State ... recorded two tackles for eight yards lost and finished with five tackles at Texas A&M ... logged four tackles and a quarterback hurry against Baylor ... four tackles, including three solo, in win at Kansas State ... solid outing with

seven tackles against Texas ... three tackles in win over Nebraska ... provided constant pressure on NU quarterbacks ... logged four tackles, including three solo and a tackle for loss at Oklahoma ... had three tackles at Kansas ... instrumental in slowing down the KU running game in the second half ... registered a three-yard fumble return and had two tackles against TCU ... made two tackles and batted a pass at New Mexico ... picked up first start at SMU since injury limited action after two starts at the beginning of last season ... finished the game with four tackles, including three solo ... also had a tackle for loss.

2003 – Finished the season with 21 tackles ... also had five tackles for loss and two sacks ... had a tackle for loss against Oklahoma ... helped hold OU to 78 rushing yards ... two tackles at Texas ... best game of the season with three tackles and two sacks against Colorado ... first two sacks of the season ... had three solo tackles at Oklahoma State ... logged two solo tackles in win over Texas A&M ... two assisted tackles at N.C. State ... two tackles and a quarterback hurry against New Mexico ... impressive in debut as a Red Raider against SMU ... six tackles, including five solo and two tackles for loss ... also batted a pass at the line and forced a fumble.

2002 – Redshirt season.

High School – Calallen High School in Corpus Christi, Texas ... helped lead Calallen to 1999, 2000 and 2001 district championships ... 139 tackles and six sacks

92



2006 Red Raiders


senior season ... state semifinalist (2001) with 13-2 record ... team went 34-5 during sophomore through senior seasons ... first-team all-district, district MVP, all-metro, All-South Texas and All-Bay Area as a linebacker senior season ... first-team all-district, All-Metro, All-South Texas, All-Bay Area as a safety junior season ... posted 130 tackles, an interception, seven sacks, 12 tackles for loss, four forced fumbles and scored seven TDs as a senior ... had 115 tackles as a junior and rushed for 800 yards and 13 TDs as a junior ... earned Circle K Academic Athlete of the Week award ... named FCA Athlete of the Month ... helped lead CHS to 2000 state baseball

championship ... recruited by SMU, TCU and UTEP ... High School Coach: Phil Danaher.

Personal - Seth Nitschmann ... born November 8, 1983, in Kingsville, Texas ... son of Susan and Royce Nitschmann ... father played on Texas A&I's 1979 National Championship team ... majoring in finance.

CAREER STATISTICS

YEAR	G	UT	AT	TT	TFL	SK	INT	PD
2003	11	15	6	21	5.0-22	2.0-17	0-0	1
2004	12	27	17	44	4.5-12	0.0-0	0-0	2
Totals	23	42	23	65	9.5-34	2.0-17	0-0	3



Chris Parker
CB • 5-11, 177, Jr-2L
Dallas, Texas (Sunset)

one for loss, in win against Sam Houston State ... opened the season with a tackle for loss against Florida International.

2004 - Posted four special teams tackles on the season ... season-high two against Texas A&M ... also had tackles against Nebraska and California.

2003 - Redshirt season.

High School - Sunset High School in Dallas ... *Dallas Morning News* All-District 10-5A senior season as a wide receiver ... all-district as a junior ... team MVP ... 4.4 in the 40 ... 20 interceptions in final three seasons, including eight in each his sophomore and junior campaigns ... caught 29 passes for 702 yards as a junior ... rushed for 737 yards and 11 touchdowns senior season ... versatile, strong athlete ... benches 245 and squats 325 ... honor roll student ... also recruited by Houston and Kansas State ... High School Coach: Radford Taylor.


Personal - Christopher Parker ... born March 30, 1984, in San Diego, Calif. ... son of Cynthia and Lawrence Parker ... has two older brothers, Larry and Jerome ... majoring in human development and family studies.

Earned his stripes last season with solid performances in backup role ... finished spring practice with a stronghold on the right corner position.

2005 - Had two tackles in the Cotton Bowl against Alabama ... started the final game of the regular season in place of an injured Antonio Huffman ... has been a valuable backup throughout the season ... has an interception, 19 tackles and five pass breakups on the season ... posted three tackles and a pass breakup in win over Oklahoma ... had two tackles and a PBU at Oklahoma State ... finished with three tackles, including one for loss, against Texas A&M ... returned an interception 37 yards against Texas ... also had two tackles ... two pass breakups and two tackles in win over Kansas ... season-high six tackles, including

CAREER STATISTICS

YEAR	GM	U-A-TT	TFL	SK	INT	FF-R	PD
2004	7	3-1-4	0.0-0	0.0-0	0-0	0-0	0
2005	10	18-3-21	3.0-6	0.0-0	1-37	0-0	5
Totals	17	21-4-25	3.0-6	0.0-0	1-37	0-0	5



Manuel Ramirez
OG • 6-4, 328, Sr-3L
Houston, Texas (Willowridge)

bench press of 550 ... leader on the field and in the lockerroom ... one of the best pass protectors and run blockers in recent memory at Tech ... aided in Taurean Henderson being one of the league's top running backs ... instrumental in success of offensive performance this season ... the unit leads the country in passing for the fourth-straight season and is among the top five scoring offenses in the country ... Tech also has produced the most rushing scores (25) since the 1996 season and has logged over 100 yards rushing per game for the second time under Leach.

Outland Trophy Candidate ... named to *The Sporting News* All-Big 12 preseason first team ... one of the most physical linemen in school history and arguably one of the most talented ... one of the top linemen in the Big 12 and in the country ... upper-body strength is off the charts ... great pass protector and quick up the field on the run.

2005 - All-Big 12 Second Team ... veteran starter along the line ... been in the starting lineup since freshman season ... strongest member of the team with a

Spring 2005 - Benched 550 at the annual "Night of Champions" ... set the program's bench record a year ago and established the mark again.

2004 - Offensive guard who appeared in all 12 games and has started since his true freshman season in 2003 ... helped anchor an offensive line that has protected first-year starting quarterback Sonny Cumbie, who led the country in passing and total offense ... Ramirez's size and strength



2006 Red Raiders



are his greatest attributes ... physical, intimidating presence who also is one of the line's best blockers ... running backs Taurean Henderson and Johnnie Mack excelled on the ground as the duo has combined for 21 of the team's 23 rushing scores.

Spring 2004 – Benched a team-record 525 pounds at the "Night of Champions" ... tremendous strength and explosive off of the line ... solid pass blocker ... impressive work ethic is best attribute ... potential to be one of the top linemen in school history.

2003 – Integral component of nation's top-ranked pass offense ... number of sacks allowed by the offensive line dropped from 46 in 2002 to 25 in 2003 ... started 10 games ... allowed only 1.5 sacks throughout the season ... holds the school record for bench press at 525 pounds ... solid in the trenches against Navy, helping pave the way for Tech's bowl season-best 497 passing yards ... another stellar performance from the offensive line against the nation's top defensive unit against Oklahoma ... O-line didn't allow a sack in the game, after OU entered the affair with 39 sacks on the season ... offensive line turned in outstanding performance at Texas, allowing only one sack, while helping the offense roll up 527 yards of total offense on the nation's 16th-ranked defensive unit ... Tech also passed for 365 yards against UT's fifth-ranked pass defense ... Tech offense rolled up 716 yards of total offense at Baylor, second-best single-game performance in school history ... Red Raiders overcame six turnovers en route to win over Colorado ... line yielded only one sack in 51 pass attempts ... Tech quarterbacks threw for 437 yards and four touchdowns at Missouri ... line allowed only one sack in 73 pass attempts ... paved way for Henderson's

second-straight 100-yard game against Oklahoma State ... also locked down OSU defensive line, enabling Tech to roll up 552 passing yards and 49 points ... key cog for RB Taurean Henderson's first 100-yard rushing game of the season against Iowa State ... Tech rushed for Leach era-best 240 yards ... 535-yard passing day for Tech offense ... Red Raiders pass for 605 yards and score 59 against Texas A&M; most points allowed in A&M school history at that point ... part of offensive line that allowed only one sack in 59 pass attempts ... came off the bench at Mississippi to provide Symons solid protection in 661-yard passing performance ... Red Raiders register 713 yards of total offense on the road ... Tech rolled up 681 yards of total offense at N.C. State, including 586 through the air ... solid performance in the trenches against New Mexico in B.J. Symons' first 400-yard passing game ... first-career start at SMU.

2002 – Redshirt season.

High School – Willowridge High School in Houston, Texas ... rated as the No. 95 prospect in the state by Superprep recruiting magazine ... *Lubbock Avalanche-Journal* Top 100 ... First-Team All-District 20-5A selection ... sixth-best center in country (Rivals100.com) ... *Fort Worth Star-Telegram* Top 100 ... also First-Team All-District last two seasons ... recruited by Kansas State, Houston, UTEP and Iowa State ... High School Coach: David Scurlock.

Personal – Manuel Ramirez ... born February 19, 1983, in Houston, Texas ... son of Rosalinda and Manuel Ramirez ... has two siblings, Angel and Rosalinda ... majoring in exercise sport science ... married in July to the former Iris Castillo.




Jake Ratliff
DE • 6-6, 249, So-1L
Lawton, Okla. (Eisenhower)

High School – Eisenhower High School in Lawton, Okla. ... PrepStar All-Region Team (defense) ... caught two passes for 33 yards and two touchdowns senior season ... also logged 42 tackles and two sacks on defense ... averaged 36.1 yards per punt on 31 punts ... part of offensive unit which averaged 33.6 points per game ... also recruited by Texas A&M ... benches 250, squats 320 ... 30-inch vertical ... 4.8 in the 40 ... also plays basketball, baseball and participates in rodeo competition ... High School Coach: Bill Whitley.

Personal – Jake Ratliff ... born November 29, 1985, in Lawton, Okla. ... son of Karen and Matt Ratliff ... enjoys the rodeo and roping in his spare time ... majoring in animal science.

2005 – Played in all 12 games, primarily on special teams ... made five tackles on the season, including four in the win over Indiana State ... also had a tackle against Sam Houston State.

2004 – Redshirt season.



Taurance Rawls
RB • 5-10, 200, Jr-2L
Garland, Texas (Garland High)

High School – Garland High School in Garland, Texas ... 2002 Texas Super Team (Max Emfinger's Blue Chip Recruiting) ... Rivals100.com Top 500 ... No. 62 running back prospect in the country (Max Emfinger's Blue Chip Recruiting) ... No. 60 athlete prospect in the country (Rivals100.com) ... Rivals.com Prep Star All-Midlands selection ... Texas Football Class 5A All-State Honorable Mention ... *Dallas Morning News* All-Area Second Team ... *Dallas Morning News* All-District 12-5A ... *Lubbock Avalanche-Journal* Top 100 ... second-team all-district junior season ... rushed for 1,460 yards as a senior ... outstanding high school track and field athlete ... cleared 7 feet in the high jump in March 2000 ... benches 330 and squats 415 ... also recruited by Kansas, Baylor, UTEP, Kansas State and Houston ... High School Coach: Jeff Jordan.

Personal – Taurance Rawls ... born December 19, 1984, in Dallas ... son of Sherry Rawls and Anthony Cheek ... has a sister, Shantishia ... majoring in human development & family studies.

2005 – Finished the season with 32 yards on 10 rushes with a touchdown ... also caught three passes for 16 yards, all against Sam Houston State ... rushed six times for 19 yards and a score against Sam Houston State ... followed with four carries for 13 yards in the win over Indiana State.


2004 – Appeared in 11 games on the season ... rushed three times for 24 yards, including a long run of 19 yards, for the season ... carried twice against Baylor for 24 yards.

2003 – Redshirt season.

CAREER STATISTICS

RUSHING	GM	RSH	YDS	Y/R	TD	LG
2004	11	3	24	8.0	0	19
2005	12	10	32	3.2	1	9
Total	23	13	56	4.3	1	19

2006 Red Raiders



L.A. Reed
IR • 6-2, 203, So-1L
Conroe, Texas (Oak Ridge)

86

Big, physical receiver on the inside ... is slated to backup Danny Amendola in the slot.

2005 – Made second-straight start against Oklahoma State ... finished with two receptions for 14 yards ... had first-career touchdown called back on penalty against A&M ... outstanding cover man on special teams ... made a blistering hit on Baylor return ... caught four passes for a team-high 60 yards against Indiana State ... had a long reception of 30 yards that set up Tech's fourth touchdown of the game ... another

productive night backing up Johnson ... grabbed two receptions for 24 yards against Sam Houston ... helped Tech get solid production from Y receiver position against FIU ... backed up Robert Johnson ... finished the game with two receptions for 34 yards, including a 25-yard catch from Harrell that set up a touchdown.


2004 – Redshirt season.

High School – Oak Ridge High School in Conroe, Texas ... Four-star recruit (Max Emfinger Recruiting) ... National Top 300 (Max Emfinger Recruiting) ... 34 receptions for 409 yards and five touchdowns ... also returned two kickoffs for scores ... 4.5 in the 40 ... also recruited by Houston, Oklahoma State, Iowa State and Texas A&M ... High School Coach: John McClean.

Personal – Archie (L.A.) Reed ... born October 3, 1985 ... son of Olivia Williams and Archie Reed ... has two younger siblings.

CAREER STATISTICS

RUSHING	GM	RSH	YDS	Y/R	TD	LG
2005	10	11	136	12.4	0	30



Rylan Reed
OT • 6-7, 285, So-1L
Plano, Texas (Crossett, Ark.)

74

Makes the move to offensive tackle after spending last season as a backup at tight end ... dominating size and strength should translate into positive added depth on the outside.

2005 – Played in three games last season as a tight end ... caught two passes on the season, including one for six yards against Sam Houston State.

Prior to Texas Tech – Spent four seasons in the Chicago White Sox organization ... was named the Organizational Pitcher of the Year in 2003 ... right-handed pitcher.

High School – Crossett High School in Crossett, Ark. ... earned all-state honors in baseball and football ... High School Coaches: Allen Jeter, Robert Williams.

Personal – Rylan Robert Reed ... born November 18, 1981, in Houston ... son of Hollis and Robert Reed ... has an older sister, Reagan Brenner.



Alex Reyes
P • 6-1, 226, Sr-3L
Allen, Texas (Allen)

22

In the Record Books

Tech Single-Game Average – 51.0 vs. SMU (2004); two punts of 52 and 50 yards

2005 – Season average is best single-season average at Tech since 1991 ... finished the season with a 42.8 average, which ranked third on the Tech single-season list ... averaged 41.3 yards per punt in the Cotton Bowl against Alabama ... placed four of six punts inside the 20 ... averaged 42.2 yards on five punts against Oklahoma ... placed three inside the 20 and had a long of 59 yards ... punted four times for 45.5 yard average at Oklahoma State ... drilled a 52-yard punt out of bounds at the OSU 2 ... had one punt against Texas A&M ... punted five times at Baylor for 41.0 yard average ... had six punts at Texas ... punted three times against Kansas State, placing one inside the 20 and one touchback ... outstanding performance against Nebraska ... averaged 48.7 yards on three punts ... second-straight solid outing with 46.1 average on eight punts against Kansas ... placed one inside the 20 and had one fair caught ... drilled a 71-yard punt in the second half against Indiana State ... longest punt of career ... finished the game with five punts for a 45.0 yard average ... placed one inside the 20 and had two touchbacks ... placed only punt inside the 20 against Sam Houston State ... pinned the Bearkats back at the SHSU 11 ... punted twice in the lidlifter against Florida International ... averaged 41.5 yards per punt ... placed one inside the 20 and had a touchback.

2004 – Another solid season from Reyes ... opponents returned only 16 of Reyes' 39 punts ... averaged 42.2 yards per punt ... logged six touchbacks, three fair catches and nine downed inside the 20 ... averaged 46.0 yards on three punts in the bowl win over Cal ... went down on final punt on "roughing the punter" call, which gave Tech first down and eventual score ... averaged 46.0 yards per punt on three punts in regular-season finale against Oklahoma State ... averaged 37.8 yards on four punts and placed one inside the 20 at Texas A&M ... set school single-season

punt average record with 57.0 yards per punt against Baylor ... punted three times for 171 yards, including long punts of 62 and 63 yards ... at Kansas State, punted three times and placed two inside the KSU 20 ... placed two of four punts inside the 20 against Texas ... had long of 51 ... averaged 42.4 yards per punt on four punts, including a long of 46, against Nebraska ... placed on inside the 20 ... punted once for 44 yards at Oklahoma ... averaged 38.7 yards per punt on a career-high six punts in win over Kansas ... placed two inside the 20, leading to a safety and a punt ... long punt of 58 yards ... against TCU, averaged 39.3 yards per punt on three kicks ... placed one inside the 20 ... Tech forced TCU on three-and-out on ensuing series ... averaged 47.0 yards per punt on three punts at New Mexico ... had a season-long of 62 ... solid performance in opener at SMU ... punted twice, averaging 51.0 yards per punt ... had punts of 52 and 50 yards.

2003 – Averaged 43.0 yards per punt on 28 punts, which ranks fourth in school history ... turned in his best performance against the top-ranked Sooners ... punted four times for 199 yards and a career-best 49.8 yard average ... placed one inside the 20 and two were touchbacks ... averaged 45.0 yards per punt on three punts against Texas ... punted three times and averaged 48.0 yards at Baylor ... averaged 44.5 yards per punt against the Buffaloes ... punted one time for 35 yards against Missouri ... averaged 47.0 yards per punt on two punts at Oklahoma State ... two punts for 62 total yards in win over Iowa State ... at Texas A&M, averaged 41.5 yards per kick ... punted twice for a 46.5 yard average at Mississippi ... punted two 40-yard balls, both downed inside the 20 at N.C. State ... punted three times, placing two inside the 20 against New Mexico ... averaged 39.7 yards per punt ... opened freshman campaign against SMU with two punts for 70 total yards.


High School – Allen High School in Allen, Texas ... first punter/kicker to receive scholarship under Leach ... Max Emfinger's Blue Chip Recruiting Top 500 ... No. 17 punter prospect in the country (Max Emfinger's Blue Chip Recruiting) ... First-Team All-District 9-5A ... averaged 44 yards per kick on 28 punts last season ... had 13 downs inside the 20 ... converted 6-of-8 field goals ... High School Coach: Joe Martin.

Personal – Alexander Thomas Reyes ... born June 18, 1985 ... son of Cheryl and Richard Reyes ... has two older brothers, Shawn and Justin, and one younger brother, Marcus ... majoring in community health.

CAREER STATISTICS

PUNTING	GM	PNTS	YDS	AVG	LG	I20
2003	12	28	1,203	43.0	67	6
2004	12	39	1,645	42.2	63	9
2005	11	49	2,099	42.8	71	14
Total	35	116	4,947	42.6	71	29

2006 Red Raiders



Pete Richardson
RB • 5-9, 184, Fr-RS
Muskogee, Okla. (Muskogee)

31

Will backup Shannon Woods at running back, but will have to work against fellow redshirt freshman Kobey Lewis for that position.

2005 – Redshirt season.

High School – Top 300 overall prospect nationally (Max Emfinger Recruiting) ... No. 14 all-purpose back prospect nationally (Rivals.com) ... No. 11 overall prospect (Postseason Oklahoma Top 15; Scout.

com) ... All-Midlands Top 50 (SuperPrep) ... rushed 133 times for 926 yards and 15 touchdowns last season through five games ... injury hampered remainder of season ... strong, powerful runner ... as a junior, led Class 6A in Oklahoma in rushing with 1,700 yards and 29 touchdowns ... also caught 12 passes ... in his first game in 2004, rushed for 354 yards on 40 carries, scoring four touchdowns ... team finished 7-3 each of the last two seasons ... has been timed at 4.35 ... chose Tech over Texas A&M ... also recruited by Kansas, Oklahoma State and Tulsa ... from the same high school as Tech running backs coach Seth Littrell ... High School Coach: Ron Lancaster.

Personal – Peter Richardson, Jr. ... born October 25, 1986, in Muskogee, Okla. ... son of Jackie Guess and Peter Richardson, Sr. ... enjoys listening to music.



Sandy Riley
LB/DE • 6-1, 257, Fr-RS
Houston, Texas (Westfield)

46

2005 – Redshirt season.

High School – Westfield High School in Houston, Texas ... Four-Star recruit (Max Emfinger Recruiting) ... Houston Chronicle State Top 100 ... Texas Sports Writers Association Class 5A All-State Second Team ... All-District 22-5A junior

and senior seasons ... played tight end in high school ... eight receptions, two for touchdowns, and 100 yards ... credited with 115 pancake blocks during the regular season last year ... team played in state championship game and finished 13-2 ... twice ran a 4.5 on natural surface ... agile player ... attended Tech football camp while in high school ... also recruited by Baylor and North Carolina ... High School Coach: Ron Lynch.

Personal – Sandy Riley ... born December 31, 1986, in Maryland ... son of Sharon and Sandy Riley ... has an older sister, JaVonya, and a younger sister, Ty ... father is an agent in the bureau of Alcohol, Tobacco and Firearms ... enjoys playing video games.



Ryan Rowland
QB • 6-3, 202, Jr-Sq
Midland, Texas (Midland)

7


Third-team quarterback coming out of spring drills.

2005 – Completed only pass attempt of the season for six yards against Sam Houston State ... led the scout team offense.

High School – Midland High School in Midland, Texas ... led MHS to state finals and 12-3 record senior year ... playoff appearance was first in 51 years ... All-West Texas Super Team MVP and MHS Football MVP ... *Midland Reporter-Telegram* MVP ... academic all-state, team captain and three-year letterwinner ...

completed 181-of-302 passes for 2,482 yards and 23 touchdowns as a senior ... also rushed for eight scores ... through three TD passes in state championship game ... finished career with 3,700 passing yards, 27 passing touchdowns and 10 rushing scores ... played on state championship baseball team in 2001 ... National Honor Roll, National Honor Society and Spanish Honor Society ... ranked 10th out of 599 in graduating class ... All-American Scholar ... *Who's Who Among American High School Students* ... National English Merit Award ... U.S. Mathematics Award ... graduated with 4.0 grade point average ... FCA participant ... also led teen community bible study and was a soup kitchen volunteer ... High School Coach: Craig Yenzen.

Personal – Ryan Rowland ... born March 10, 1985, in Abilene, Texas ... son of Susan and Kyle Rowland ... has a younger sister, Taylor ... father played golf at Texas Tech ... enjoys skiing, bowling and ping pong ... majoring in finance (pre-med).



David Schaefer
IR • 6-4, 223, Jr-1L
Cisco, Texas (Cisco)

29

2004 – Scout team member ... named team's Most Outstanding Scout Team performer for offense.

2003 – Redshirt season ... walk-on ... scout team member.


High School – Cisco High School in Cisco, Texas ... all-state tight end and defensive end ... played in the Texas High School Coaches Association All-Star Game ... helped lead CHS to state finals in Class 2A ... also was on the state champion mile relay team ... National Honor Society president ... class president ... High School Coach: Brent West.

Personal – David Schaefer ... born May 29, 1984, in Abilene, Texas ... son of Elaine and Danny Schaefer ... has two brothers, Sean and Matt ... majoring in biochemistry.

Is the lone player penciled in at the BH position ... enters the game to give the Red Raiders additional blocking ... effective special teamer.

2005 – Academic All-Big 12 First Team ... honored as the 2006 AT&T Cotton Bowl Scholar-Athlete ... played in all 12 games, earning two starts ... primarily used at the BH position (bigger back) ... caught one pass on the season for five yards at Baylor ... had a special teams tackle against Oklahoma ... saw most action on special teams.





Ken Scott
DT • 6-2, 327, Sr-3L
Newton, Texas (Newton)

99

Dominating presence in the trenches ... received starts as a redshirt freshman and sophomore ... started each game he played during junior season ... tremendous work ethic and desire to be the best have made him successful ... squatted a school-record 700 pounds at "Night of Champions" in spring 2004.

2005 – Honorable Mention All-Big 12 ... made five stops, including four solo in Cotton Bowl against Alabama ... posted three tackles at Oklahoma State ... had five tackles and a quarterback hurry in win over Texas A&M ... solid in the middle at Baylor ... finished with four tackles and batted a pass ... logged three tackles at Texas ... had two tackles and a pass breakup in win at Nebraska ... career-high seven tackles, including a sack and a half, in the win over Kansas ... also had a pass breakup ... led the Red Raiders in the opener against FIU with eight tackles and a tackle and a half for loss ... started the game at defensive tackle.


2004 – Another integral component in Tech's run defense ... had 16 tackles on the season and two quarterback hurries ... logged one tackle in win over Oklahoma State ... against Baylor, had five tackles and first-career pass breakup ... assisted on a tackle in win at Kansas State ... had one tackle in the game against Texas ... logged a quarterback hurry from his defensive tackle position in win over Nebraska ... at Oklahoma, had an assisted tackle ... had three tackles at Kansas ... instrumental in stuffing the KU rushing attack up the

middle ... logged a quarterback hurry and two tackles against the Horned Frogs ... saw defensive action in the UNM game ... logged two tackles and a fumble recovery on Duckett's forced fumble of SMU quarterback.

2003 – Solid first season, finishing with 27 tackles, three and a half tackles for loss and one and a half sacks ... also forced a fumble and recovered two ... capped off inaugural season with solid performance against the Middies in the Houston Bowl ... made career-high six stops, including a tackle for loss and a sack ... also forced a fumble ... helped plug holes and hold Oklahoma to 78 rushing yards ... logged two tackles at Texas ... registered first sack of the season against the Bears ... also finished with two solo tackles ... three tackles, including one for loss, at Oklahoma State ... one tackle against Iowa State ... logged three tackles against A&M ... had two tackles at Mississippi ... four tackles, including one for loss, and a fumble recovery at N.C. State ... fumble recovery was second of season ... logged three tackles and a fumble recovery against UNM ... redshirted the 2002 season and started in first game against SMU ... had a tackle ... helped slow down SMU running back Keylon Kincade (93 yards).

High School – Newton High School in Newton, Texas ... 72nd best guard in the country (Couchscout.com) ... team won district title in 1999 and 2001 ... helped lead NHS to Class 3A quarterfinals and 11-3 record ... First-Team All-District tight end and defensive tackle ... recruited by Toledo, Houston, Louisiana-Lafayette and Louisiana Tech ... High School Coach: Curtis Barbay.

Personal – Kenyon D. Scott ... born December 2, 1983, in Jasper, Texas ... son of Ernestine Conley and Larry Scott ... has an older sister and older brother ... related to NFL sacks specialist Michael Strahan ... majoring in exercise sport science.



Fletcher Session
LB • 6-0, 232, Sr-3L
Tyler, Texas (John Tyler)

42

the team lead with 10 tackles at Oklahoma State ... had five tackles in the win over Texas A&M ... played both middle and outside at times against Baylor ... logged a career-high 12 tackles against the Bears in the shutout ... tied team lead with six tackles at Texas ... solid outing against Kansas State with two sacks and five tackles ... also had a pass breakup ... logged five tackles and a fumble recovery against Nebraska ... had seven tackles against Kansas ... made three solo tackles against Indiana State ... totaled four solo stops against Sam Houston State ... took over for all-conference linebacker Mike Smith, who graduated last year ... logged five tackles in start against Florida International.

2004 – One of the first defensive players off of the bench ... finished season with 35 tackles, including five and a half for loss, and two starts also broke up four passes and recovered a fumble ... great game against California with a career-high nine tackles, including one for loss ... pass breakup ... assisted on a tackle against A&M ... made a solo stop against Baylor ... had four solo tackles at Kansas State ... in the win over Nebraska, had four tackles,

Named to *The Sporting News* All-Big 12 preseason second team ... entered the starting lineup during the fourth game of the season last year and finished as the team's second-leading tackler ... moves back to the outside this year ... intelligent, defensive leader ... great breaking speed and tackling skills.

2005 – All-Big 12 Conference Honorable Mention ... had eight tackles, including two for loss, in the Cotton Bowl against Alabama ... capped the regular season with 21 tackles in final two games ... totaled 11 stops in the win over Oklahoma ... also had a tackle for loss and a pass breakup ... tied

CAREER STATISTICS

YEAR	GM	U-A-TT	TFL	SK	INT	FF-R	PD
2003	13	16-11-27	3.5-11	1.5-7	0-0	1-2	0
2004	12	11-5-16	0.0-0	0.0-0	0-0	0-1	1
2005	10	25-12-37	3.0-13	1.5-10	0-0	0-0	3
Total	35	52-28-80	6.5-24	3.0-17	0-0	1-3	4



2006 Red Raiders

a fumble recovery and a pass breakup ... started in place of an injured Brock Stratton at Oklahoma ... played on the outside ... finished the game with four solo tackles and a pass breakup ... made four tackles, including one for loss, at Kansas ... registered first-career sack against TCU ... sack forced TCU to punt as Tech scored on ensuing possession ... finished the game with three tackles, including two for loss ... made first collegiate start ... finished the New Mexico game with three stops ... recorded two tackles, including one for loss in the opener at SMU ... also had a pass breakup.

2003 – Had 20 tackles on the season in 10 games ... also showed knack for getting into the backfield with four tackles for loss ... logged a pass deflection ... one tackle against the Horns ... had three tackles in the win over Colorado ... three tackles, including one for loss at Oklahoma State ... two tackles in the win over Iowa State ... turned in four stops against Texas A&M ... career-best five tackles, including a career-high two for loss, at Mississippi ... two tackles and one for loss at N.C. State.

2002 – Redshirt season.

High School – John Tyler High School in Tyler, Texas ... rated as the No. 82 prospect in the state by Superprep recruiting magazine ... *Lubbock Avalanche-Journal* Top 100 ... *Fort Worth Star-Telegram* Top 100 ... Texas Sportswriters Association Class 5A Second-Team All-State ... *Insiders.com* Texas Super Team All-State ... No. 79 prospect in the state by the *Dallas Morning News* ... 23rd best outside linebacker in the country (Rivals100.com) ... *Austin American-Statesman* Feb 55 ... 85 tackles and an interception for a touchdown as a senior ... as a junior, Texas Sports Writers Association Class 5A All-State selection; helped lead team to the Class 5A Division II state finals ... also district MVP as a junior ... recruited by LSU, USC and Purdue ... High School Coach: Allen Wilson.

Personal – Fletcher Session, Jr. ... born March 23, 1984, in Tyler, Texas ... son of Shirley and Fletcher Session, Sr. ... has two sisters ... majoring in communication studies.



Calen Shearer
LB • 6-1, 221, So-1L
Austin, Texas (Westlake)

2004 – Redshirt season ... defensive scout team MVP.

High School – Westlake High School in Austin, Texas ... helped lead WHS to 2002 district title and 2003 5A Division I semifinals ... named first-team all-district in 2003 ... High School Coach: Derek Long.

Personal – Calen Shearer ... born November 27, 1985, in Austin, Texas ... son of Nancy and Brad Shearer ... has an older sister, Haylie ... father played at the University of Texas and won the Outland Trophy ... also played professionally for the Chicago Bears ... enjoys sports and fishing.

2005 – Played in eight games ... active on special teams ... finished the season with nine tackles, a tackle for loss and fumble recovery ... opened the season with three tackles against Florida International ... had a stop in the win over Sam Houston State ... made five stops against Indiana State.



Brent Slaughter
LB • 6-1, 209, Sr-3L
Wimberley, Texas (Wimberley)

... career-high five tackles, including one for loss, at Baylor ... logged three stops at Iowa State ... one solo tackle against the Aggies ... forced a fumble and made a tackle in win at Mississippi ... one tackle against New Mexico ... had a tackle in the lidlifter with the Mustangs.

2002 – Scout team member ... redshirt season.

High School – Wimberley High School in Wimberley, Texas ... four-year all-district at middle linebacker and running back ... All-State in 2001 and 2002 ... Honorable Mention All-American in 2001 ... Austin area MVP in 2002 ... 702 career tackles ... started 48-straight games ... rushed for 1,471 yards as a junior and logged 25 touchdowns ... also had 183 tackles and two interceptions ... finished his senior campaign with 1,550 rushing yards and 28 touchdowns ... also had 196 tackles and two picks ... competed in track and baseball ... ran in the Texas Relays in the 100M dash ... clocked at 4.36 in the 40.

Personal – Brent Slaughter ... born October 25, 1983, in Humble, Texas ... son of Judy and Tom Slaughter ... has an older brother, Justin ... majoring in petroleum land management.

Emerged from spring drills as the backup to Fletcher Session at weakside linebacker ... smart, physical player.

2005 – Played in seven games ... special teams stalwart ... slowed toward the end of the season with an injury ... logged two tackles in the opener against Florida International ... had a season-high three stops at Baylor.

2004 – Second-Team Academic All-Big 12 ... finished the season with 11 tackles ... played in all 12 games, primarily on special teams ... had a season-high four tackles at Oklahoma and followed with three tackles in the win over Nebraska.

2003 – Played in all 13 games ... registered 13 tackles on the season, mainly on special teams ... one tackle against the Longhorns




CAREER STATISTICS

YEAR	GM	U-A-TT	TFL	SK	INT	FF-R	PD
2003	10	19-1-20	4.0-9	0.0-0	0-0	0-0	1
2004	12	26-9-35	5.5-20	1.0-8	0-0	0-1	4
2005	12	43-38-81	5.0-13	2.0-6	0-0	0-1	2
Total	34	88-48-136	14.5-42	3.0-14	0-0	0-2	7

CAREER STATISTICS

YEAR	GM	U-A-TT	TFL	SK	INT	PD
2003	13	10-3-13	1.0-0	0.0-0	0-0	0
2004	12	10-1-11	1.0-3	0.0-0	0-0	0
2005	7	3-2-5	0.0-0	0.0-0	0-0	0
Totals	32	23-6-29	2.0-3	0.0-0	0-0	0

2006 Red Raiders



Nathan Stone
DB • 5-8, 165, Fr-HS
Lubbock, Texas (Roosevelt)

40

Walked on before spring drills and immediately impressed coaches with his work ethic and athleticism ... may work into seeing time in the future and possibly this season.

High School – Roosevelt High School in Lubbock ... named to all-district first team and All-South Plains first team ... also selected to the Super Team as a running back ... also played basketball and baseball and ran track ... High School Coach: Shayne Loathman.

Personal – Nathan Stone ... born November 12, 1986, in Lubbock ... son of Janice and Dale Stone ... has three older brothers and two older sisters ... majoring in general business.


High School – Roosevelt High School in San Antonio, Texas ... Rivals100.com Top 500 ... No. 73 linebacker prospect in the country (Max Emfinger's Blue Chip Recruiting) ... two-time all-state linebacker ... three-year starter at Roosevelt ... finished prep career with 350 tackles, including 123 senior season ... *San Antonio Express-News* Defensive Player of the Year as a senior ... two-time *Express-News* All-Greater San Antonio selection ... president of Fellowship of Christian Athletes and National Honor Society ... won consecutive state wrestling titles in

the 189- and 215-pound classes ... 75-0 wrestling record junior and senior seasons ... 4.55 in the 40 ... High School Coach: Glenn Hill.

Personal – Brock Michael Stratton ... born September 25, 1981, in Provo, Utah ... son of Nancy and Steven Stratton ... has four older brothers and sisters ... father played football at BYU under LaVell Edwards ... majoring in restaurant, hotel and institutional management ... working on a minor in Spanish ... married wife, Tara, in May 2005.

CAREER STATISTICS

YEAR	GM	U-A-TT	TFL	SK	INT	PD
2003	13	61-34-95	5.0-16	1.5-7	1-0	0
2004	11	32-30-62	4.0-9	0.0-0	0-0	2
2005	3	6-0-6	0.0-0	0.0-0	0-0	1
Totals	27	99-64-163	9.0-25	1.5-7	1-0	3



Brock Stratton
LB • 5-11, 230, Jr-2L
San Antonio, Texas (Roosevelt)

45

Stratton is listed at the top of the depth at middle linebacker ... build and athleticism remind many of former Texas Tech All-American linebacker Zach Thomas ... quick feet and good hands ... started as a true freshman in 2003 ... one of the top linebackers in the Big 12 ... outstanding on-field leader.

2005 – Totaled six tackles in the first three games of the season ... went down with season-ending injury against Indiana State ... opened the season with four tackles in win over Florida International ... also forced a fumble and broke up a pass ... had two tackles against Indiana State.

2004 – First-Team Academic All-Big 12 ... All-Big 12 Conference Honorable Mention by the coaches ... CoSIDA Academic All-District VI Second Team ... registered 62 tackles and four tackles for loss this season ... another team leader on defense ... made six stops in the bowl win over Cal ... recorded three tackles for loss and nine tackles overall against Texas A&M ... made five tackles in the win over Baylor ... had five tackles in the win at Kansas State ... led the team with a season-high 13 tackles, including nine solo, against Texas ... had three tackles and a pass breakup in win over Nebraska after missing the previous game with an injury ... had four tackles in the win at Kansas ... led the team with nine tackles, including

one for a loss of five yards, against TCU ... made five tackles, including one for loss against New Mexico ... opened season with three-tackle performance against SMU.

2003 – Big 12 Coaches Co-Defensive Freshman of the Year ... The Sporting News Freshman All-America Second Team ... Big 12 Coaches Honorable Mention ... second on the team with 95 tackles ... one of two true freshmen in the defensive starting lineup (C. Johnson) ... one of the top freshmen defensive players in the country ... tied seventh nationally among the nation's freshmen with 7.3 tackles per game ... also is tied 21st with five tackles for loss ... led all players with 12 tackles, including four solo, in the bowl win over Navy ... played sparingly due to medical reasons against Oklahoma ... productive outing against Texas, finishing with four tackles ... tied for the team lead with six tackles, including five solo stops, against Baylor ... grabbed first-career interception against Colorado ... finished the game with seven tackles, including one for loss ... led the team with a career-high 16 tackles at Missouri ... also had a tackle for loss ... had eight tackles at Oklahoma State ... logged four tackles and first-career sack against Iowa State ... had four tackles against Texas A&M ... led Tech for the second time this season with 12 tackles at Mississippi ... also had a half-tackle for loss ... had three assisted tackles at N.C. State ... returned to the lineup against New Mexico after shoulder injury in the first quarter against SMU forced him to miss remainder of season opener ... dominant performance against UNM with 14 tackles, including 10 solo and two for loss ... also has a quarterback hurry.

Prior to Texas Tech – Served two-year Mormon mission out of high school before enrolling at Tech in January 2003 ... signed with BYU out of high school.



2006 Red Raiders



Kellen Tillman
LB • 6-2, 237, Sr-1L
Plano, Texas (West)

56

2002 – Scout team member ... redshirt season.

High School – Plano West High School in Plano, Texas ... No. 26 prospect in the area by the *Dallas Morning News* ... No. 59 prospect in the state by the *Dallas Morning News* ... 37th best outside linebacker in the country (Rivals100.com) ... *Fort Worth Star-Telegram* Top 100 ... *Houston Chronicle* Top 100 ... All-District, All-Area as a senior ... finished senior season with 88 tackles, two interceptions, three fumble recoveries and five sacks ... had 50 tackles as a junior and nine sacks ... honorable mention All-District junior season ... recruited by Maryland, LSU, Florida State and West Virginia ... High School Coach: Mark Reeve.


Personal – Kellen Tillman ... born January 4, 1984, in Dallas, Texas ... son of Pat and Andre Tillman ... has two older sisters, Monica and Noelle ... father was an All-American at Texas Tech and played for seven seasons with the Miami Dolphins ... majoring in general studies.

Will push first-year linebacker Keyunta Dawson for playing time ... outstanding talent who turned in solid spring workout.

2005 – Saw first action of career after battling a pair of knee injuries the previous two seasons ... hard worker with the determination to make an impact ... had five tackles on the season, including one for loss ... saw special teams action.

2004 – Spent the season recovering from second knee injury.

2003 – Suffered a knee injury in preseason workouts and sat out the season.



Chris Todd
QB • 6-3, 201, Fr-RS
Elizabethtown, Ky.
(Elizabethtown)

13


competed at Elizabethtown High School sophomore through senior seasons ... passed for 9,777 yards and 108 touchdowns in three seasons at EHS ... led team to first state championship game since 1981 ... Associated Press Second-Team All-State selection as a junior after throwing for 4,583 yards and 51 touchdowns ... 303 completions junior season is state record ... completed 64 percent of passes, while leading EHS to Kentucky Class 2A Championship game ... finished second in most career passing categories in Kentucky behind former NFL first-round pick Tim Couch ... third 10,000-yard passer to sign with Tech under Leach (Daugherty, Harrell) ... also recruited by Memphis, North Carolina, North Carolina State, Mississippi, Oklahoma, Wake Forest, Louisville, Kentucky and Cincinnati ... High School Coach: Brett Burnett, Brad Todd.

Personal – Born February 4, 1986, in New Orleans, La. ... son of Becky and Brad Todd ... both parents graduated from Western Kentucky University ... father was high school football coach ... has a younger sister, Kristen, and a younger brother, Kyle ... also enjoys playing basketball, baseball, weightlifting and video games ... wants to play in the NFL and open his own car dealership ... majoring in business.

Will battle for the starting role with sophomore Graham Harrell ... emerged from spring drills neck in neck with Harrell ... strong arm and good vision downfield ... another in a line of heralded high school quarterbacks signed by the Red Raiders ... clocked at 4.7 in the forty.

2005 – Redshirt season.

High School – Elizabethtown High School in Elizabethtown, Ky. ... Top 300 recruit (Max Emfinger Recruiting) ... Three-Star recruit (Rivals.com) ... No. 21 pro-style quarterback prospect nationally (Rivals.com) ... Top 50 Quarterback nationally (CollegeFootballNews.com) ... No. 9 overall prospect (Rivals.com Kentucky Top 15) ... threw for 10,768 yards over four-year career ... began career at Taylor County High School and passed for 1,000 yards and 12 touchdowns during freshman season ...



Keith Toogood
PK • 6-1, 179, Sr-3L
Rowlett, Texas
(Dallas Christian)

14

of career ... also hit on a 24-yard chip shot ... finished the game with eight points ... booted touchbacks on all six kickoffs ... logged seven points on four extra points and a field goal at Missouri ... connected on all seven extra point attempts at Oklahoma State ... one touchback ... hit longest field goal of his career with 47-yarder against Iowa State ... field goal was the longest for a Tech kicker since Clinton Greathouse's 50-yard line drive in the 2001 Alamo Bowl ... also drilled 7-of-7 extra point attempts and finished the game with 10 points ... had six touchbacks on nine kickoffs ... connected on second field goal of the season with a 21-yarder against Texas A&M ... scored 11 points in the game with field goal and eight extra points ... busy night with 10 kickoffs ... made all five extra point attempts at Mississippi ... missed only field goal attempt at N.C. State ... connected on all three extra point attempts ... successful on all six extra point attempts against New Mexico ... five touchbacks on seven kickoffs ... scored the first points of the 2003 season on a 31-yard field goal in the first quarter against SMU ... connected on 7-of-8 extra point attempts ... registered five touchbacks on eight kickoff attempts.

2002 – Redshirt season.

High School – Dallas Christian High School in Mesquite, Texas ... preseason All-America kicker senior season ... ranked 14th nationally by Rivals100.com ... first-team All-State ... Offensive Player of the Year in district ... also first-team All-District quarterback ... was 9-of-11 on field goals as a senior ... 3-of-4 from 40 yards out ... selected to DFW All-Star Classic as a kicker and quarterback ... won preliminary round of LoneStar Kicking Challenge ... selected as school's athlete of the year ... also was an all-district performer in soccer ... president of FCA ... High School Coach: Mike Wheeler.

Personal – Keith Toogood ... born November 29, 1983, in Dallas, Texas ... son of Cheri and Ed Toogood ... has an older brother, Brian ... working on a second degree in marketing.

Records Held

Tech Single-Season Freshman Points

– 90 (2003)

Tech Single-Season Conversion Attempts

– 70 (2003)

Texas Tech Single-Season PATs

– 66 (2003)


2005 – Played in three games, seeing kickoff duties in the first three games of the season.

2004 – Second-Team Academic All-Big 12 ... spent most of the season kicking off ... kicked off 57 times and logged 23 touchbacks ... kicked off six times against Oklahoma State with three touchbacks ... kicked two balls into the end zone at Texas A&M had a touchback ... logged five touchbacks in six kickoffs in win over Baylor ... two touchbacks in three kickoffs at Texas ... kicked off 10 times in win over Nebraska ... logged six touchbacks and kept the Huskers averaging starting position at the 20-yard line ... touchback at Kansas ... five touchbacks in win over TCU.

2003 – Second-Team Academic All-Big 12 ... second on the team in scoring with 90 points ... made 66-of-70 extra point attempts this season ... had 32 touchbacks in 88 kickoffs ... 17 kicks were returned out of the end zone ... booted five extra points and a field goal in win over Navy at the Houston Bowl ... one touchback ... scored five points on two PATs and a field goal against Oklahoma ... three touchbacks on five kickoffs ... connected on two extra points against Texas ... first multi-field goal game of the season with two against Colorado ... 37-yarder was second-longest

CAREER STATISTICS

YR	FG-A	PCT	1-19	20-29	30-39	40-49	50+	LG	BLK	PAT	
										M-A	PAT
2003	8-13	61.5	0-0	4-5	3-5	1-3	0-0	47	0	66	70
2004	0-1	00.0	0-0	0-0	0-1	0-0	0-0	0	0	0	0-1
2005	0-0	00.0	0-0	0-0	0-0	0-0	0-0	0	0	0	0-0
Totals	8-14	57.1	0-0	4-5	3-6	1-3	0-0	47	0	66	71



Alex Trlica
 PK • 6-0, 172, Jr-2L
 Friendswood, Texas
 (Friendswood)

Indiana State ... booted a school-record 11 extra points against Sam Houston State ... also had a field goal in that game ... opened the season with eight extra points against Florida International.

2004 – First-Team Academic All-Big 12 ... finished third on the team with 76 points ... is the fifth player in school history with a perfect PAT season ... started the season as a backup, but quickly moved into the starting position following an injury to Keith Toogood early in the opener against SMU ... connected on six extra points and a field goal in the bowl win over California ... connected on four extra point attempts and a 22-yard field goal against Oklahoma State ... field goal in fourth quarter gave the Red Raiders the lead for good ... hit a 33-yard field goal in the fourth quarter to tie the game at 18-18 at Texas A&M ... also had two successful extra point attempts ... connected on all six extra point attempts against Baylor ... successful on all five extra point attempts at Kansas State ... connected on all three extra point attempts against Texas ... tied school record with 10 extra points in the win over Nebraska ... connected on two field goals of 32 and 20 yards at Oklahoma ... first multi-FG game of career and first for Tech since last two games of 2003 season ... at Kansas, booted second field goal of the season on a 34-yard effort ... also was successful on two PAT attempts ... set school record with 10 extra points against TCU ... perfect on all 10 attempts ... connected on first field goal of the season, a 21-yarder in the third quarter against New Mexico ... also hit all three extra point attempts ... took over placekicking duties after nailing all three extra point attempts at SMU ... also handles kickoff duties.

2003 – Scout team member.

High School – First-team all-district selection junior and senior years ... first-team all-county ... team advanced to state quarterfinals junior season and finished 12-1 ... High School Coach: Steve Vanmeter.

Personal – Alex Trlica ... born August 11, 1984, in Friendswood, Texas ... son of Kelly and Gerald Trlica ... has an older sibling, Gera, and younger sibling, Meredith ... enjoys golf and Nintendo ... majoring in accounting.

Named to *The Sporting News* All-Big 12 preseason second team ... one of the most accurate kickers in school history ... owns five Tech records, all set during freshman and sophomore seasons ... walk-on.

RECORDS HELD

- Texas Tech Points – Kicker (Season): 99 (2005) – 13 FG, 60 PAT
- Texas Tech Conversions Made (Career): 115 (2004-05)
- Texas Tech Conversions Attempted (Career): 115 (2004-05)
- Most PAT Kicks, No Misses (Season): 60 (2005)
- Consecutive Conversions Made (Career): 115 (2004-05)

2005 – Second on the team and third in the Big 12 in scoring with 8.3 points per game ... made 11 field goals in the last nine games ... scored in double digits four times during the season ... has not missed an extra point during his career and has made a school career-record 115 ... tallied an extra point and a field goal in the Cotton Bowl against Alabama ... connected on a 33-yard field goal against Oklahoma ... also hit two extra points ... was 1-for-2 on field goals and made two extra points at Oklahoma State ... made a 29-yard field goal ... connected on eight extra point attempts against Texas A&M ... good from 32 yards on first kick at Baylor and connected on career long of 47 on second kick ... also put two extra points through the uprights ... connected on 32-yard attempt at Texas ... also had two extra points ... contributed 11 points in Kansas State win on a field goal and eight extra points ... connected on 2-of-3 field goals in win at Nebraska ... also booted four extra points ... kicked career longs of 41 then 46 against Kansas ... finished the game with three field goals, the most in a single game since the Nebraska game in 2001 ... had nine extra points in win over



CAREER STATISTICS

YR	FG-A	PCT	1-19	20-29	30-39	40-49	50+	LG	BLK	PAT M-A
2004	7-13	.538	0-0	4-4	3-3	0-5	0-1	34	0	55-55
2005	13-18	.722	0-0	4-4	6-8	3-6	0-0	47	2	60-60
Totals	20-31	.645	0-0	8-8	9-11	3-11	0-1	47	2	115-115



2006 Red Raiders



Louis Vasquez
OL • 6-6, 335, So-1L
Corsicana, Texas (Corsicana)

65

prospect (Scout.com Texas Hot 100) ... No. 47 overall prospect (Rivals.com Texas Top 100) ... No. 50 overall prospect (Scout.com Southwest Hot 100) ... No. 18 overall prospect (*Dallas Morning News* Area Top 100) ... Associated Press Class 4A First-Team All-State pick ...

Texas Sports Writers Association Class 4A All-State Second Team ...


Lubbock Avalanche-Journal State Fab 44 selection ... *Dallas Morning News* All-Area Team ... one of the top-rated offensive linemen in the state of Texas ... projected as left tackle at Tech ... helped lead team to 11-2 record last year; 10-2 junior season ... first-team all-District 14-4A ... graded at 91 percent as a senior ... 56 pancakes and no sacks allowed during senior season ... excellent size, good strength ... second-team all-district honors following junior season ... clocked at 5.2 in the forty ... benches 385, squats 450 and has a power clean of 310 ... also offered by LSU, Baylor, Kansas State, Iowa State, Nebraska, Oklahoma State, Texas and Texas A&M ... High School Coach: David Henigan.

Personal - Louis Vasquez ... born April 11, 1987, in Corsicana, Texas ... son of Beatrice and Fabian Vasquez ... two brothers and two sisters.

Listed as the starter at left guard after spring drills ... will receive pressure from junior college transfer Oha Mohetau in the fall ... big, formidable lineman with quick feet and strong upper body who can also play the tackle position, and may see time there.

2005 - Played in five games during true freshman season.

High School - Corsicana High School in Corsicana, Texas ... Top 300 overall prospect nationally (Max Emfinger Recruiting) ... Three-Star recruit (TheInsiders.com; Rivals.com) ... Top 50 Offensive Linemen nationally (CollegeFootballNews.com) ... No. 24 offensive tackle prospect nationally (Rivals.com) ... No. 40 overall



LaShawn Vation
S • 5-9, 170, Fr-RS
Irving, Texas (MacArthur)


34

prospect (*Dallas Morning News* Area Top 100) ... *Houston Chronicle* State Top 100 ... *Dallas Morning News* All-Area Team ... posted 101 tackles, five interceptions and two fumble recoveries during senior season ... all-District 6-5A selection ... named District 8-5A Defensive Player of the Year following sophomore and junior seasons ... 86 tackles, three sacks, four interceptions, six pass breakups and two fumble recoveries during junior season ... averaged over 25 yards per kick return ... 4.52 forty ... tremendous lower body strength with 400+ pound squat ... also recruited by Maryland, Houston, Connecticut, Mississippi State, New Mexico State, Oklahoma State, TCU and Washington State ... High School Coach: David Beaty.

Personal - LaShawn Vation ... born June 20, 1987, in Dallas ... son of Fallon Howard and Leonard Carter ... has an older brother, Edwin, and a twin sister ... enjoys Playstation.

2005 - Redshirt season.

High School - Top 300 overall prospect nationally (Max Emfinger Recruiting) ... Three-Star recruit (TheInsiders.com, Rivals.com) ... Top 50 Safeties nationally (CollegeFootballNews.com) ... No. 24 safety prospect nationally (TheInsiders.com; Rivals.com) ... No. 62 overall prospect (Scout.com Southwest Hot 100) ... No. 60 overall prospect (Scout.com Texas Hot 100) ... No. 69 overall prospect (Rivals.com Texas Top 100) ... No. 23 overall



Grant Walker
IR • 6-1, 187, Jr-TR
Pflugerville, Texas
(Purdue/Pflugerville)

16

(5 solo, 6 assists) ... recorded season-high three tackles (2 solo, 1 assist) vs. Ball State on Sept. 11 ... had two tackles (both assists) vs. Indiana on Nov. 20.

2003 - Redshirt season.

High School - First team all-district as senior after completing 56-of-116 passes (48.3 percent) for 988 yards and rushing for 710 yards ... second team all-district his junior year ... completed 106-of-222 career passes (47.7 percent) for 1,620 yards and 14 touchdowns ... rushed for 1,195 yards and 17 touchdowns ... second team academic all-state as senior ... three-time academic all-district honoree ... coach was George Herrmann ... also participated in track and field ... member of National Honor Society.

Patently waited during fall season while sitting out ... emerged during the spring as the top backup to returning starter Robert Johnson at inside receiver ... led the team in catches during the spring scrimmages and game ... solid possession receiver.

2005 - Transferred to Texas Tech from Purdue.

2004 - Moved from quarterback to safety during spring season ... Academic All-Big Ten ... appeared in 11 games as reserve, primarily as nickel back ... had 11 tackles

Personal - Grant Richard Walker ... born May 4, 1984 ... son of Darlena and Jim Walker ... father, Jim, played football and ran track at Texas Tech ... brother, Kirk, played football at Angelo State ... brother Todd is teammate ... majoring in business.



Todd Walker
WR • 6-1, 178, So-1L
Pflugerville, Texas (Pflugerville)

4

Hot 100) ... No. 59 overall prospect (Rivals.com Texas Top 100) ... *Lubbock Avalanche-Journal* State Top 100 ... *Houston Chronicle* State Top 100 ... graduated in December and signed National Letter of Intent ... enrolled at Tech in January ... quarterback in high school, but will play receiver at Tech ... participated in the U.S. Army All-American Bowl in San Antonio in January ... caught two passes, including a touchdown strike ... all-District 14-5A pick junior and senior seasons ... completed 33-of-69 passes for 544 yards and rushed for 575 yards and nine scores as a senior ... also caught 10 passes for 222 yards and four TDs ... threw for 775 yards and 10 touchdowns and rushed for 842 yards and seven touchdowns during junior season ... clocked at 4.28 in the forty ... District 14-5A 100M champion (10.6) ... ranks in top 10 percent of class ... chose Tech over Georgia Tech ... received 25 offers, including every Big 12 school ... High School Coach: George Herrmann.

Joins brother, Grant, in a backup role at receiver ... is listed No. 2 behind preseason All-American Jarrett Hicks at X receiver ... one of the fastest players on the team.


2005 - Played in nine games as a true freshman ... caught three passes for 26 yards on the season, including two for 19 yards in the season opener against Florida International ... caught one pass for seven yards in the win over Sam Houston State ... returned a kickoff 23 yards against Indiana State and two others for 28 yards at Nebraska ... turned in the fastest 40 of the season at 4.34.

High School - Pflugerville High School in Pflugerville, Texas ... Five-Star Super Athlete; Top 100 recruit (Max Emfinger Recruiting) ... Four-Star recruit (TheInsiders.com) ... No. 11 athlete prospect nationally (ESPN.com/Lemming) ... No. 41 athlete prospect nationally (Rivals.com) ... No. 14 overall prospect (Scout.com Texas

Personal - Todd Walker ... born October 8, 1986, in Houston, Texas ... son of Darlena and Jim Walker ... has two brothers, Grant and Kirk ... brother, Grant, is a receiver for the Red Raiders ... father was a tight end at Texas Tech (1961-63) ... brother, Kirk, played football at Angelo State ... enjoys music, meeting new people and animals ... has a Great Dane puppy named Mufasa ... goal is to either play in the NFL or go to medical school and become a general practitioner ... majoring in pre-med.

CAREER STATISTICS

RECEIVING	GM	REC	YDS	Y/R	TD	LG
2005	9	3	26	8.7	0	11



Jared Williams
DE • 6-6, 260, So-1L
LaMarque, Texas (LaMarque)

89


Bright future at defensive end ... adjusted to the position last season after signing with Tech as an offensive tackle out of high school ... second on the depth chart behind McKinner Dixon at end.

2005 - Played in seven games ... totaled six tackles on the season, including two each against Sam Houston State and Texas ... also logged a tackle for loss against Sam Houston State ... posted a tackle each against Florida International and Nebraska ... forced a fumble at Texas.

2004 - Redshirt season ... made the move from offensive tackle to defensive end during spring drills.

High School - LaMarque High School in LaMarque, Texas ... played at left tackle and helped lead LHS to a 16-0 mark and state championship ... team ranked first in District 23-4A in rushing (237.5 ypg), passing (181.4 ypg) and total offense (418.9 ypg) ... also recruited by Clemson, SMU, Missouri, Tennessee, Minnesota and Kansas ... 4.9 in the 40 ... High School Coach: Bryan Erwin.

Personal - Jared Williams ... born June 30, 1986, in Galveston, Texas ... son of Carla Gibson and Michael Williams ... has four brothers, Marcus, Dereck, Jermaine and Brandon, and one sister, Michella ... enjoys playing video games and basketball.



Paul Williams
LB • 6-2, 220, Jr-2L
Tyler, Texas (Lee)

48

Finished spring drills No. 2 on the depth chart behind Brock Stratton at middle linebacker.


2005 - Played in all 12 games and was an integral member of special teams ... finished the season with 16 tackles and also had an interception ... opened the season with two tackles against Florida International ... had a season-high three stops against Indiana State and matched the total in the win at Baylor ... posted a tackle for loss against ISU and grabbed first collegiate pick at Baylor ... logged two tackles each against Kansas State and Texas ... solo tackle performances in games against Kansas, Texas A&M, Oklahoma State and Oklahoma.

2004 - Sat out as a redshirt ... worked on learning the defensive scheme and saved year of eligibility.

2003 - Played in 11 games, primarily on special teams ... had one tackle on the season in the bowl win over Navy.

High School - Lee High School in Tyler, Texas ... *Dallas Morning News* All-District 11-5A ... Rivals.com Prep Star All-Midlands selection ... No. 61 outside linebacker prospect in the country (Rivals100.com) ... Rivals100.com Top 500 ... Texas Football Top 300 ... credited with 103 tackles, including three sacks and seven stops for losses as a senior ... also recovered two fumbles and intercepted a pass last season ... helped Tyler Lee advance to the Class 5A Division I State semifinals in 2002 ... logged 96 tackles, four sacks, four fumble recoveries, two batted passes and one blocked punt as a junior ... all-district junior season ... 4.5 in the 40 ... 32" vertical ... was a powerlifter in high school ... chose Tech over Colorado, LSU and Baylor ... High School Coach: Mike Owens.

Personal - Paul Williams ... born December 4, 1984, in Tyler, Texas ... son of Phyllis and Charles Williams ... he and his wife, Crystal, have a son, Ashton ... majoring in exercise sport science.



Marlon Winn
OT • 6-6, 309, Fr-RS
Waxahachie, Texas (Waxahachie)

67

Will get into the fray immediately following redshirt season ... slated as the backup to senior Glenn January at left tackle ... will see playing time this season, but could vie for a starting nod during fall camp.


2005 - Redshirt season.

High School - Waxahachie High School in Waxahachie, Texas ... No. 70 overall prospect (Rivals.com Texas Top 100) ... *Lubbock Avalanche-Journal* State Top 100 ... All-District 15-4A ... solid pass protector ... could play either tackle position at Tech ... rated among the state's top 10 linemen ... large lineman with tremendous athleticism ... all-district selection junior season ... has been timed at 4.9 in the forty ... chose Tech over Oklahoma State ... also offered by Texas A&M, Baylor, Arizona, Utah, Florida, Purdue and Kansas ... High School Coach: David Ream.

Personal - Marlon DeShawn Winn ... born July 3, 1986, in Enid, Okla. ... son of LaTonya and David Brown ... has a brother, JaMarcus ... relatives Eric Stevenson (Oklahoma State) and Donald Shoals ... enjoys building model cars ... has dreams of becoming a weather forecaster one day.



2006 Red Raiders



Shannon Woods
RB • 5-11, 197, Fr-RS
McKinney, Texas (North)

returned one kickoff a career-high 35 yards against Kansas ... averaged 13.2 yards on six rushes against Indiana State ... had 79 rushing yards ... also scored a touchdown in third-straight game ... scored once through the air against Sam Houston State ... finished the game with two receptions for 50 yards, including the 41-yard scoring catch ... also rushed four times for six yards ... saw first collegiate action against FIU after sitting out a redshirt season last year ... impressive debut with six rushes for 42 yards and two touchdowns ... scored the final touchdowns of the game on runs of seven and two yards ... also caught a pass for six yards.

2004 – Redshirt season.

High School – North High School in McKinney, Texas ... first-team all-district ... Texas Insiders Top 100 ... rushed 201 times for 1,503 yards and 20 touchdowns ... played in Coca-Cola All-Star Game ... also recruited by Kansas, Wake Forest and Utah ... benches 300 and squats 450 ... 34-inch vertical ... 4.4 in the 40 ... High School Coach: Shawn Pratt.

Personal – Shannon Woods ... born November 30, 1985, in Lawton, Okla. ... son of Vickie and James Woods ... has an older sister, Nikki, and younger brother, Jalen ... majoring in communication studies

Heir-apparent to All-Big 12 back Taurean Henderson ... listed atop the depth chart at running back ... quick first step ... powerful runner with good side-to-side mobility.

2005 – All-Big 12 Honorable Mention (kick returner) ... had a solid redshirt freshman season backing up all-conference back Taurean Henderson ... utilized his versatility and made three tackles on special teams in the Cotton Bowl against Alabama ... rushed once for three yards against Oklahoma ... also had a reception ... returned one kickoff ... had one kick return for 14 yards at Oklahoma State ... rushed four times for 33 yards and caught four passes for 27 yards in win over Texas A&M ... had a reception at Baylor ... returned five kickoffs against Texas for 88 yards ... averaged 22 yards per kick return against Kansas State ... also rushed three times ...

CAREER STATISTICS

RUSHING	GM	RSH	YDS	Y/R	TD	LG
2005	12	24	168	7.0	3	39
RECEIVING	GM	REC	YDS	Y/R	TD	LG
2005	12	9	85	9.4	1	41
KICKOFF RET	GM	RET	YDS	Y/R	TD	LG
2005	12	11	228	20.7	0	35



Tyler Yenser
DE • 6-4, 235, JR-1L
Midland, Texas (Midland)

300 ... Lubbock Avalanche-Journal State Top 100 ... Associated Press Class 5A First-Team All-State ... No. 36 defensive end prospect in the country (Rivals100.com) ... TSWA Class 5A All-State Second Team ... 2002 Texas Super Team (Max Emfinger's Blue Chip Recruiting) ... Rivals100.com Top 500 ... 2002 TPX West Texas All-Area First Team ... 89 solo tackles, 14 sacks, three forced fumbles and three fumbles recovered senior season ... helped lead Midland High to a 12-3 record and an appearance in the Class 5A State Championship game ... high school teammate of fellow recruiting class member Josh Morris ... also former teammate of current Red Raiders Cody and Slade Hodges at Hereford High School ... also recruited by Boston College, TCU, Missouri, Baylor and UTEP ... High School Coach: Craig Yenser.

Listed second on the depth chart behind Seth Nitschmann at rush end.

2005 – Played in five games during the season ... had three tackles in the win over Sam Houston State ... followed with two stops against Indiana State ... made a tackle in the win over Texas A&M.

2004 – Missed season with injury.

2003 – Redshirt season.

High School – Midland High School in Midland, Texas ... Texas Football Class 5A First-Team All-State ... Texas Football Top

Personal – Phillip Tyler Yenser ... born September 23, 1984, in Midland, Texas ... son of Tammy and Craig Yenser ... has a younger brother, Clay ... father played football at Tulsa ... enjoys video games and music in his spare time ... majoring in general business.



2006 – Depth Chart

OFFENSE

LT	69 67	Glenn January Marlon Winn	6-7, 287, Sr-3L 6-6, 309, Fr-RS
LG	65	Louis Vasquez Ofa Mohetau	6-6, 335, Fr-RS 6-3, 340, Jr-TR
C	73 64 or 72	Brandon Jones Shawn Byrnes Josh Aleman	6-3, 309, Sr-3L 6-3, 318, Fr-RS 6-3, 308, So-1L
RG	63 60	Manuel Ramirez Brandon Carter	6-4, 328, Sr-3L 6-6, 351, Fr-RS
RT	78 61	Gabe Hall Andrew Johnson	6-4, 293, Sr-2L 6-4, 300, Fr-RS
QB	6 or 13	Graham Harrell Chris Todd	6-3, 197, So-1L 6-3, 201, Fr-RS
RB	21 37 or 31	Shannon Woods Kobey Lewis Pete Richardson	5-11, 197, So-1L 5-6, 167, Fr-RS 5-9, 184, Fr-RS
BH	29	David Schaefer	6-4, 223, Jr-1L
H	20 86	Danny Amendola L.A. Reed	5-11, 176, Jr-2L 6-2, 203, So-1L
X	88 4	Jarrett Hicks Todd Walker	6-3, 208, Sr-3L 6-1, 178, So-1L
Y	9 16	Robert Johnson Grant Walker	6-1, 218, Sr-1L 6-1, 187, Jr-TR
Z	8 2 or 27	Joel Filani Catron Houston Edward Britton	6-3, 214, Sr-3L 5-11, 183, So-1L 6-0, 177, Fr-RS

DEFENSE

LE	91 89	McKinner Dixon Jared Williams	6-3, 265, So-1L 6-6, 260, So-1L
NT	93 51	Chris Hudler Dek Bake	6-3, 289, Sr-3L 6-5, 268, Sr-1L
DT	99 51	Ken Scott Dek Bake	6-2, 327, Sr-3L 6-5, 268, Sr-1L
RE	92 58	Seth Nitschmann Tyler Yenzen	6-4, 246, Sr-2L 6-4, 235, Jr-1L
SAM	96 56	Keyunta Dawson Kellen Tillman	6-2, 248, Sr-3L 6-1, 237, Sr-1L
MIKE	45 48	Brock Stratton Paul Williams	5-11, 228, Jr-2L 6-1, 221, Jr-2L
WILL	42 11	Fletcher Session Brent Slaughter	6-0, 232, Sr-3L 6-1, 209, Sr-3L
LCB	36 28	Antonio Huffman Marcus Bunton	5-11, 179, Sr-3L 5-8, 187, So-1L
SS	49 23	Joe Garcia Anthony Hines	6-2, 206, Jr-2L 6-1, 236, So-1L
FS	7 24	Darcel McBath Lance Fuller	6-1, 193, So-1L 6-0, 217, So-1L
RCB	17 33	Chris Parker Brent Nickerson	5-11, 177, Jr-2L 6-0, 171, Fr-RS

SPECIAL TEAMS

PK	30 14	Alex Trlica Keith Toogood	6-0, 172, Jr-2L 6-1, 179, Sr-3L
P	22 15	Alex Reyes Brian Galindo	6-1, 226, Sr-3L 5-10, 169, Fr-RS



2006 Red Raiders

2006 Texas Tech Football Recruiting Class

PLAYER	POS	HT	WT	CL-EX	HOMETOWN (SCHOOL)	HS/JUCO COACH
Adrian Archie	OL	6-5	285	Fr-HS	Huntsville, Texas (Huntsville)	Mitch Coey
Baron Batch	RB	5-10	190	Fr-HS	Midland, Texas (Midland)	Craig Yenzler
Dewayne Baziel	LB	6-3	233	Fr-HS	Galveston, Texas (Ball)	Ron Holmes
Buddy Brumit	OL	6-3	285	Fr-HS	Garland, Texas (Garland)	Jeff Jordan
Michael Crabtree	WR	6-2	215	Fr-HS	Dallas, Texas (Carter)	Allen Wilson
Blake Collier	LB	6-2	208	Fr-HS	Justin, Texas (Northwest)	Leonard McAngus
Ben Davis	OL	6-8	292	Fr-HS	Boerne, Texas (Boerne)	Tommy Bludau
Tyler Duggins	OL	6-7	275	Fr-HS	Iowa Park, Texas (Iowa Park)	Chris Ellis
Brian Duncan	LB	6-2	228	Fr-HS	Baton Rouge, La. (Tara)	David Prescott
Sean Estelle	DE	6-3	245	Fr-HS	Missouri City, Texas (Fort Bend Marshall)	Dennis Brantley
Steven Harris	S	5-11	180	Fr-HS	Lewisville, Texas (Hebron)	Brian Brazil
Rajon Henley	DT	6-3	250	Fr-HS	Galveston, Texas (Ball)	Ron Holmes
Julius Howard	LB	6-0	220	Fr-HS	Irving, Texas (Nimitz)	Mike Farda
Richard Jones	DT	6-2	265	Fr-HS	LaMarque, Texas (LaMarque)	Brian Erwin
Dimitri Lott	OL	6-2	271	Fr-HS	Missouri City, Texas (Fort Bend Marshall)	Dennis Brantley
Franklin Mitchem	S	6-3	200	Fr-HS	Klein, Texas (Collins)	Ronnie Feldman
Ofa Mohtau	OL	6-3	340	Jr-TR	Eules, Texas (Trinity/College of Sequoias)	Steve Lineweaver/Curtis Allen
LaRon Moore	DB	5-9	179	Fr-HS	Midwest City, Okla. (Midwest City)	Jesse Wall
Chris Olson	OL	6-5	280	Fr-HS	Dallas, Texas (Highland Park)	Randy Allen
Taylor Potts	QB	6-5	210	Fr-HS	Abilene, Texas (Abilene)	Steve Warren
Adrian Reese	TE	6-6	205	Fr-HS	Longview, Texas (Longview)	John King
Jamar Wall	DB	5-10	180	Fr-HS	Plainview, Texas (Plainview)	Marty McClintock
Dan'Jay Ward	DT	6-2	291	Fr-HS	Waco, Texas (Waco)	Johnny Tusa
Brandon Williams	DE	6-3	245	Fr-HS	Fort Worth, Texas (South Hills)	Jerry Watson
Marlon Williams	LB	5-11	209	Fr-HS	Pflugerville, Texas (Pflugerville)	George Hermann

Adrian Archie

OL, 6-5, 285, Fr-HS
Huntsville, Texas (Huntsville)
• No. 72 offensive guard nationally (ESPN.com)
District 14-5A first team selection following senior season ... Texas Class 5A Honorable Mention senior season ... excellent pass blocker ... good size and solid athleticism ... gets off the ball well and into defenders ... received offers from Arizona, Houston, Iowa State, Northwestern and Tulane ... plans on attending law school following undergraduate work ... High School Coach: Mitch Coey

Baron Batch

RB, 5-10, 190, Fr-HS
Midland, Texas (Midland)
• Four-Star Recruit (Scout.com)
• Three-Star Recruit (Rivals.com)
• No. 27 running back nationally (Rivals.com)
• No. 34 running back nationally (Scout.com)
• No. 76 overall prospect in Texas (Rivals.com)
Texas Class 5A All-State first team ... 5A Region I First Team and West Texas MVP (TexasHSFootball.com) ... tremendous acceleration and breakaway speed ... turned in 2,005 rushing yards and 28 rushing touchdowns as a senior ... also scored three receiving TDs ... ranked third in state Class

5A in rushing yards and fourth in scoring ... rushed for 823 yards on 133 attempts and scored six touchdowns during junior season ... also caught 33 passes for 423 yards and another six scores ... benches 385, squats 440 and runs a 4.4 forty ... received offers from Purdue, Tennessee, New Mexico State, Duke and Northwestern ... High School Coach: Craig Yenzler.

Dewayne Baziel

LB, 6-3, 233, Fr-HS
Galveston, Texas (Ball)
• Three-Star Recruit (Scout.com)
• No. 54 defensive end nationally (Scout.com)
Class 5A Region III First Team (TexasHSFootball.com) ... District 24-5A Defensive MVP at tackle ... All-Greater Houston first team ... totaled six and a half sacks in 2005 ... projected as a strongside linebacker ... physical and active player ... has good size and frame to get bigger ... runs a 4.7 forty ... received offers from Iowa, Iowa State, Missouri, Utah, TCU and UTEP ... father, Dwayne, played football at Kansas State and lettered in 1986-87 ... High School Coach: Ron Holmes.

Buddy Brumit

OL, 6-3, 285, Fr-HS
Garland, Texas (Garland)
• Four-Star Recruit (Scout.com)
• Three-Star Recruit (Rivals.com)
• No. 33 overall prospect in Dallas area (Dallas Morning News)
• No. 31 offensive guard nationally (Rivals.com)
• No. 35 offensive guard nationally (Scout.com)
Texas Class 5A Honorable Mention senior season ... good pass blocker, solid leadership abilities, aggressive and smart ... team averaged 28.3 points per game, 5.8 yards per play and logged 3,931 yards of total offense on the season ... benches 300, squats 500 and runs a 5.28 forty ... received offers from Arizona, Colorado State, Indiana, Iowa State, Kansas, Michigan State and Northwestern ... High School Coach: Jeff Jordan.

Blake Collier

LB, 6-2, 208, Fr-HS
Justin, Texas (Northwest)
• Four-Star Recruit (Scout.com)
• Three-Star Recruit (Rivals.com)
• No. 34 overall prospect in Dallas area (Dallas Morning News)

• No. 24 linebacker nationally (Scout.com)
• No. 25 linebacker nationally (Rivals.com)
• No. 62 overall prospect in Texas (Rivals.com)
Aggressive, athletic and quick ... placed first at the Fort Worth NIKE Training Camp among linebackers with a 4.46 ... District 9-4A second team senior season after totaling 72 tackles, three for loss, three forced fumbles, five knockdowns and three interceptions ... rushed nine times for 101 yards and a touchdown and caught 17 passes for 344 yard and two TDs as a running back last season ... first-team all-district as a junior after recording 88 tackles, two sacks and two fumble recoveries ... runs sprints on NHS track team ... received offers from Baylor, Colorado, Houston, Indiana, Kansas, Texas A&M and Tulsa ... High School Coach: Leonard McAngus.

Michael Crabtree

WR, 6-2, 215, Fr-HS
Dallas, Texas (Carter)
• Four-Star Recruit (Rivals.com)
• No. 16 athlete nationally (Rivals.com)
• No. 91 overall prospect in Texas (Rivals.com)
• No. 10 overall prospect in Dallas area (Dallas Morning News)
• Lubbock Avalanche-Journal Feb 44



Played quarterback in high school ... passed for 870 yards and 11 touchdowns on 45-of-100 passing last season ... also ran for 646 yards and 9 touchdowns on 100 carries ... also ranked among the state's top 50 basketball recruits ... rushed for 469 yards and seven scores and completed 30-of-67 passes for 897 yards and eight touchdowns during junior season ... recorded an interception ... benches 270, squats 350 and has a 34-inch vertical ... also offered by Baylor, Illinois, Iowa, Kansas State, Oklahoma and Kansas ... High School Coach: Allen Wilson.

Ben Davis

OL, 6-8, 292, Fr-HS
Boerne, Texas (Boerne)

- No. 77 offensive tackle nationally (ESPN.com)

Projected as a tackle ... formidable presence on the line ... large frame ... helped lead BHS to 256.0 rushing yards per game, among the top 10 in the San Antonio area ... BHS averaged 30.1 points per game ... runs a 5.1 forty and benches 260 ... offered a scholarship by Tech at annual Texas Tech Summer Football Camp ... received interest Baylor, South Carolina, TCU and UTEP ... High School Coach: Tommy Bludau.

Tyler Duggins

OL, 6-7, 275, Fr-HS
Iowa Park, Texas (Iowa Park)

- Texas Top 100 (Scout.com)

Named Red River 22 Large School MVP following senior season ... played on both sides of the ball as a senior ... 14 blocks led directly to touchdowns on offense, while he totaled 36 tackles, including five for loss, on defense ... earned first-team all-district honors as a junior and was named to the all-West Texas team after logging 73 pancake blocks ... also plays basketball ... received offers from Baylor, Purdue, TCU and UTEP ... High School Coach: Chris Ellis.

Brian Duncan

LB, 6-2, 228, Fr-HS
Baton Rouge, La. (Tara)

- Three-Star Recruit (Rivals.com)
- No. 50 inside linebacker nationally (Rivals.com)
- No. 27 overall prospect in Louisiana (Rivals.com)

District 7-4A MVP after logging 114 tackles during senior season ... also named to Class 4A All-State first team ... state finalist for Wendy's High School Heisman national award given for academic achievement ... earned first-team all-district and all-state honors after posting 74 tackles, including 16 for loss, six sacks, two fumble recoveries and

a pass breakup as a junior ... benches 315, squats 495 and runs a 4.6 forty ... received offers from Baylor, Memphis, Vanderbilt, Louisiana Tech and New Mexico State ... High School Coach: David Prescott.

Sean Estelle

DE, 6-3, 245, Fr-HS
Missouri City, Texas (Fort Bend Marshall)

- Three-Star Recruit (Rivals.com)
- No. 46 strongside defensive end nationally (Rivals.com)

District 20-5A first team for second-straight year ... 5A Region III First Team (TexasHSFootball.com) helped lead Fort Bend Marshall to a 9-1 regular season record and district title ... recorded 104 tackles, two sacks, four forced fumbles and three fumble recoveries as a senior ... team advanced to first round of Class 5A Division II state playoffs ... logged 96 tackles and four sacks en route to all-district first team honors as a junior ... timed at 4.76 in the forty, benches 295 and squats 525 ... was the top-ranked Heavyweight class Golden Gloves boxer when he was a freshman but he gave it up to concentrate on football ... also offered by Arizona, Colorado, Indiana, Missouri, Virginia Tech, Texas and Northwestern ... High School Coach: Dennis Brantley.

Steven Harris

S, 5-11, 180, Fr-HS
Lewisville, Texas (Hebron)

- Three-Star Recruit (Rivals.com)
- No. 47 overall prospect in Dallas area (Dallas Morning News)

- No. 92 overall prospect in Texas (Rivals.com)

Class 4A Region II First Team (TexasHSFootball.com) ... Tom Landry Award recipient for region's best defensive back (TexasHSFootball.com) ... District 9-4A Co-Defensive Player of the Year ... helped lead Hebron to and undefeated 15-0 season and Class 4A State Championship ... outstanding on both sides of the ball ... recruited as a safety ... gathered six interceptions in the playoffs alone and finished senior season with 10 picks and 100 tackles ... also rushed 16 times for 125 yards and two touchdowns and caught 40 passes for 504 yards and three TDs ... ran a 4.59 forty at the Fort Worth NIKE Training Camp ... earned first-team all-district honors as a sophomore and all-district honors at both wide receiver and defensive back as a junior ... caught 39 passes for 626 yards and nine touchdowns and had 75 tackles and nine interceptions during junior season ... received offers from Arizona, Colorado, Iowa, Kansas, Nebraska, Oregon, Utah and Wisconsin ... High School Coach: Brian Brazil.

Rajon Henley

DT, 6-3, 250, Fr-HS
Galveston, Texas (Ball)

- Four-Star Recruit (Scout.com)
- Three-Star Recruit (Rivals.com)
- No. 38 defensive tackle nationally (Rivals.com)
- No. 58 overall prospect in Texas (Rivals.com)

- *Lubbock Avalanche-Journal* Feb 44

Missed five games during senior season, but managed 46 tackles, five sacks and two fumble recoveries as team went 8-2 ... recorded 70 tackles, six sacks and a fumble recovery for a touchdown in 2004 ... offered by Oklahoma State, TCU, Iowa State, Mississippi, Nebraska, Oklahoma and Utah ... High School Coach: Ron Holmes.

Julius Howard

LB, 6-0, 220, Fr-HS
Irving, Texas (Nimitz)

- Three-Star Recruit (Rivals.com)
- No. 54 overall prospect in Dallas area (Dallas Morning News)
- No. 45 inside linebacker nationally (Rivals.com)

Fast, athletic, strong and quick off the ball ... projected as an outside linebacker ... Texas Class 5A Honorable Mention senior season ... District 6-5A first team on defense and second-team nod on offense ... totaled 110 tackles, two interceptions, 10 sacks, eight forced fumbles and five fumble recoveries as a senior ... also accounted for 350 yards receiving, 300 yards rushing and 10 total touchdowns ... had 62 tackles during junior season ... received offers from Baylor, Duke, Indiana, Kansas State and UTEP ... also recruited by Minnesota and Oklahoma ... runs a 4.5 forty, benches 300 and squats 500 ... father, James, played basketball at SMU and brother, James Jr., played basketball at Indiana State ... High School Coach: Mike Farda.

Richard Jones

DT, 6-2, 265, Fr-HS
LaMarque, Texas (LaMarque)

- Three-Star Recruit (Rivals.com; Scout.com)
 - No. 47 defensive tackle nationally (Rivals.com)
 - No. 70 overall prospect in Texas (Rivals.com)
- Class 4A All-State first team ... named the Greater Houston Defensive Player of the Year by the Houston Touchdown Club ... finished senior season with 55 tackles, 13 quarterback pressures, eight tackles for loss and five sacks ... timed at 5.29 in the forty at the Fort Worth NIKE Training Camp ... also offered by Colorado, Colorado State, Houston, Missouri, New Mexico and Rice ... great strength and explosion ... solid work ethic ... benches 375 and squats 550 ... High School Coach: Brian Erwin.

Dimitri Lott

OL, 6-2, 271, Fr-HS

Missouri City, Texas (Fort Bend Marshall)

- Three-Star Recruit (Rivals.com; Scout.com)
- No. 39 offensive guard nationally (Rivals.com)

Class 5A Region III Second Team (TexasHSFootball.com) ... Texas Class 5A first team senior season ... good footwork and vision ... helped lead team to 9-1 overall mark and 7-0 record in District 20-5A play ... team averaged 445 yards of total offense ... timed at 5.49 in the forty at the Fort Worth NIKE Training Camp ... benches 320 and squats 500 ... also offered scholarships by Arizona, Iowa State, Mississippi State, Baylor, Colorado, Oklahoma State and TCU ... High School Coach: Dennis Brantley.

Franklin Mitchem

S, 6-3, 200, Fr-HS
Klein, Texas (Collins)

- Four-Star Recruit (Scout.com)
 - Three-Star Recruit (Rivals.com)
 - No. 35 safety nationally (Scout.com)
 - No. 36 safety nationally (Rivals.com)
 - No. 40 overall prospect in Texas (Scout.com)
- Texas Class 5A Honorable Mention senior season ... Class 5A Region II First Team (TexasHSFootball.com) ... All-Greater Houston first team after logging 86 tackles, 59 of those solo, two forced fumbles, one fumble recovery, one interception and five pass breakups during senior season ... earned all-district second team honors after totaling 84 tackles, including 51 solo, one tackle for loss, a sack, an interception, six pass breakups and two fumble recoveries during junior season ... runs a 4.7 forty, benches 215 and squats 350 ... starter on the Klein Collins basketball team ... also offered by Arizona, Arizona State, Duke, Mississippi and Oklahoma State ... High School Coach: Ronnie Feldman.

Ofa Mohetau

OL, 6-3, 340, Jr-TR
Eules, Texas (Trinity/College of the Sequoias)

- Five-Star Recruit (Scout.com)
- Four-Star Recruit (Rivals.com)
- No. 2 overall junior college prospect nationally (SuperPrep)

Will have two years to play ... originally signed with BYU out of high school and started eight games as a true freshman ... transferred to College of the Sequoias following injury during sophomore season ... JuCal Transfer Preseason All-America Team in 2005 ... rated the No. 1 guard in the country by Rivals.com in 2003 coming out of high school ... CNN.com High School All-American ... SuperPrep Elite



2006 Red Raiders

50 selection ... recorded 104 knockdowns and 45 pancakes as a senior ... runs a 5.0 forty ... also offered by Florida and recruited by Southern Cal and Texas A&M for the 2006 signing period ... recruited by BYU, Texas, Arizona State, Colorado, Miami and Nebraska out of high school ... Junior College Coach: Curtis Allen ... High School Coach: Steve Lineweaver.

LaRon Moore

DB, 5-9, 179, Fr-HS

Midwest City, Okla. (Midwest City)

• Three-Star Recruit (Rivals.com; Scout.com)

• No. 85 overall recruit nationally (Tom Lemming)

• No. 30 cornerback nationally (Scout.com)

• No. 38 cornerback nationally (Rivals.com)

• No. 5 overall prospect in Oklahoma (Rivals.com)

• Hodge 150 (ESPN.com)

USA Today All-America second team ... double-dipped during senior season as a standout on both sides of the ball ... totaled 64 tackles, six interceptions and two fumble recoveries as one of the state's top defenders ... during senior season, caught 29 balls for 789 yards and eight touchdowns ... also rushed 56 times for 515 yards and four scores and scored three times on punt returns, twice on kickoff returns and once on an interception ... all-city selection as a junior after posting 1,006 yards on 110 rushes and 13 touchdowns ... four-year varsity starter ... versatile athlete who played several positions in high school, including quarterback, running back, wide receiver and defensive back ... set the Oklahoma state record in the 200 meters with a 21.01 during sophomore season ... timed at 4.37 ... benches 265 and squats 490 ... also offered by Kansas, Missouri, Nebraska, Notre Dame, Oklahoma State and Stanford ... High School Coach: Jesse Wall.

Chris Olson

OL, 6-5, 280, Fr-HS

Dallas, Texas (Highland Park)

• Four-Star Recruit (Scout.com)

• Three-Star Recruit (Rivals.com)

• No. 42 overall prospect in Dallas area (Dallas Morning News)

• No. 37 offensive tackle nationally (Rivals.com)

• No. 39 offensive tackle nationally (Scout.com)

• No. 95 overall prospect in Texas (Rivals.com)

Class 4A All-State pick ... Class 4A Region II First Team (TexasHSFootball.com) ... helped lead HPHS to 15-0 record and Class 4A State Championship ... District 11-4A first team after posting 90 knockdowns and allowing no sacks ... team averaged 35 points per game ... second-team All-District 11-4A after recording 75 pancake blocks and not allowing a sack during junior season ... runs a 5.2 forty ... benches 365 and squats 450 ... also offered by Indiana, Kansas, Oklahoma State, Utah, Vanderbilt, SMU and UTEP ... High School Coach: Randy Allen.

Taylor Potts

QB, 6-5, 210, Fr-HS

Abilene, Texas (Abilene)

• Four-Star Recruit (Scout.com)

• Three-Star Recruit (Rivals.com)

• No. 13 pro-style quarterback nationally (Rivals.com; Scout.com)

• No. 47 overall prospect in Texas (Rivals.com)

• Lubbock *Avalanche-Journal* Feb 44

Texas Class 5A Honorable Mention senior season ... Class 5A Region I First Team (TexasHSFootball.com) ... All-Big Country Class 4A-5A Offensive Player of the Year (Abilene Reporter-News) ... completed 230-of-332 passes for 3,155 yards and 23 touchdowns ... passing yards ranked sixth in Class 5A ... also rushed for four scores ... All-District 3-5A first team after completing 172-of-272 for 2,897 yards and 30 touchdowns during junior season ... runs a 4.8 forty ... also recruited by Michigan, Baylor, Notre Dame, Oklahoma, Texas and Texas A&M ... High School Coach: Steve Warren.

Adrian Reese

TE, 6-6, 205, Fr-HS

Longview, Texas (Longview)

• Three-Star Recruit (Rivals.com)

• No. 45 tight end nationally (Rivals.com)

Class 5A Region II First Team (TexasHSFootball.com) ... received Dave Parks Award for region's best tight end (TexasHSFootball.com) ... helped lead LHS to No. 5 ranking in Class 5A ... named to District 12-5A first team after grabbing 15

receptions for 359 yards and two touchdowns during senior season ... also started at linebacker as a senior ... caught six passes for 139 yards and two touchdowns en route to All-District 12-5A first team honors during junior season ... timed at 4.6 in the forty, benches 240 and squats 375 ... has a 31-inch vertical ... also offered by Arizona, Arkansas, Baylor, Houston, Mississippi State and Oklahoma State ... sister, Shala, was Sun Belt Conference Player of the Year in 2002 and player of the year in 2003 at Western Kentucky ... brother, Reggie, ran track at Prairie View A&M ... High School Coach: John King.

Jamar Wall

DB, 5-10, 180, Fr-HS

Plainview, Texas (Plainview)

• Three-Star Recruit (Rivals.com; Scout.com)

• No. 29 athlete nationally (Rivals.com)

Recruited as a cornerback ... Class 4A All-State first team ... District 4-4A first team as a running back, defensive back and punter ... named to Amarillo Globe-News Golden Spread Team and selected as player of the year ... rushed for 2,735 yards and 42 touchdowns during senior season ... led Class 4A in rushing yards and scoring ... rushed for 406 of 466 total yards in the first half against Hereford during senior season (23.3 yards per carry) ... also finished the season with two interceptions and a punt return for a touchdown ... earned Class 4A All-State first team honors after rushing for 2,024 yards and 28 touchdowns on 308 attempts as a junior ... also caught 10 passes for 113 yards ... timed at 4.5 in the forty at the Fort Worth NIKE Training Camp ... 38-inch vertical ... brother of former Tech hoops standout Koy Smith ... also offered by Baylor, Kansas State, Purdue, Wake Forest, SMU, TCU and UTEP ... High School Coach: Marty McClintock.

Dan'Tay Ward

DT, 6-2, 291, Fr-HS

Waco, Texas (Waco)

• Three-Star Recruit (Rivals.com; Scout.com)

• No. 63 defensive tackle nationally (Rivals.com)

District 13-5A first team ... registered four sacks, 14 quarterback hurries and 60 tackles in 2005 ... first-team all-district as a junior after

posting 56 tackles and seven sacks ... runs a 5.2 forty, benches 330 and squats 550 ... also offered by Baylor, Colorado, Oklahoma State and SMU ... plans to study criminal justice ... High School Coach: Johnny Tusa.

Brandon Williams

DE, 6-3, 245, Fr-HS

Fort Worth, Texas (South Hills)

• No. 69 overall prospect in Dallas area (Dallas Morning News)

District 8-4A first team after posting 102 tackles and 11 sacks during senior season ... rated as one of the state's top 20 defensive linemen ... runs a 4.8 forty ... also offered by Arkansas, Colorado, Iowa State, Central Florida and SMU ... High School Coach: Jerry Watson.

Marlon Williams

LB, 5-11, 209, Fr-HS


Pflugerville, Texas (Pflugerville)

• Three-Star Recruit (Rivals.com; Scout.com)

• No. 41 inside linebacker nationally (Rivals.com)

• No. 96 overall prospect in Texas (Rivals.com)

District 15-5A first team as a senior ... posted 86 tackles, seven tackles for loss, one forced fumble and a fumble recovery ... also managed 500 rushing yards and eight touchdowns ... named to district first team after recording 125 tackles, five tackles for loss, one sack, two pass breakups and two fumble recoveries during junior season ... timed at 4.59 in the forty at the Fort Worth NIKE Training Camp ... benches 335 and squats 500 ... also recruited by Arizona and Oklahoma State ... High School Coach: George Hermann.



Pictured: HeatGear® UA Metal™ Sleeveless T (0142), Microshort (0088), Compression Short (0028), Metal Speed Mid-Series Cleat (99003), UA Football Sock, Z1 HeatGear® Glove (0111), UA Skull Wrap, UA Wristbands. ©2006 UNDER ARMOUR Performance Apparel.

heatgear® FOR WHEN IT'S HOT.



METAL



CLICK-CLACK™

I THINK YOU HEAR US COMING.

CLICK-CLACK ... It's the last sound you hear before the crowd and the band, the coaches and the cheerleaders ...
CLICK-CLACK It's the sound of you and your teammates walking down the tunnel; the sound of your Under Armour® cleats on that last few feet of concrete before you step on the grass. CLICK-CLACK, CLICK-CLACK ... I THINK YOU HEAR US COMING.



1.888.4.ARMOUR · WWW.UNDERARMOUR.COM



WR - Joel Filani

High-Powered OFFENSE



IR - Robert Johnson



QB - Graham Harrell



OL - Manuel Ramirez



WR - Jarrett Hicks

WR Joel Filani had a breakout year in 2005, good enough to earn him preseason All-America honors in 2006. Filani led the Red Raiders with 1,048 receiving yards on 65 catches and had eight touchdowns. The Big 12 first-team selection was named to the prestigious Playboy Preseason All-America Team this year.

RB Taurean Henderson – Finished his career as one of Tech’s top dual threat athletes and was one of the most respected players in the Big 12...his versatility gave him 862-yards rushing in 2005 along with 286-yards receiving...he is second all-time at Tech with 47 career touchdowns

WR Jarrett Hicks continued his dominance of opposing defenders, hauling in a team-high 10 touchdown passes last season. He also grabbed 65 receptions for 850 yards and was an All-Big 12 first team pick. He has been named to NationalChamps.net’s All-America preseason first team for the second year in a row.

QB candidates Graham Harrell and Chris Todd will have big shoes to fill – not only those of predecessor Cody Hodges, but of those before him. Texas Tech quarterbacks have led the nation in passing each year since 2002, including B.J. Symon’s NCAA single-season record 5,833 yards in 2003.

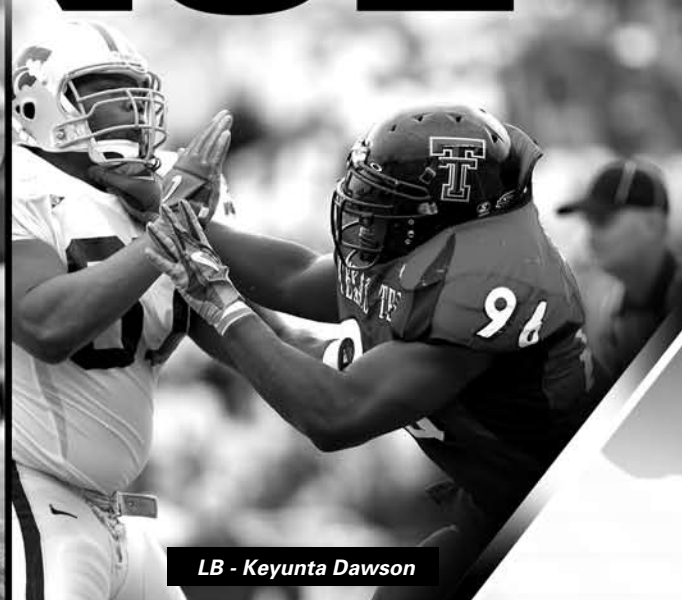
In Defensive Coordinator Lyle Setenich's third season in 2005, the defensive unit was the best it's been in the last six seasons. In 2003, the unit ranked last at one point during the season and finished 2005 as the country's 30th-ranked unit, up 16 spots from its 2004 finish. Additionally, the Tech pass defense was 15th nationally in 2005. In conference games, Tech's pass defense led the Big 12, allowing only 180.4 yards per game. Tech's turnover margin was second in the league after finishing 2004 ninth. That is a credit to the defense, which gained 28 takeaways in 2005, compared to 19 a year ago. On a team loaded with offensive firepower, the defense was instrumental in Tech's success this season.

SWARM DEFENSE

DL - Chris Hudler



DT - Ken Scott



LB - Keyunta Dawson



Mike Leach
Head Coach

Ruffin McNeill
Assistant Head Coach/
Special Teams/Defensive Tackles

Professional Caliber **COACHING STAFF**



Seth Littrell
Running Backs



Charlie Sadler
Defensive Ends



Lyle Setencich
Defensive Coordinator/Linebackers



Dennis Simmons
Assistant Athletic Director/
Football Quality Control



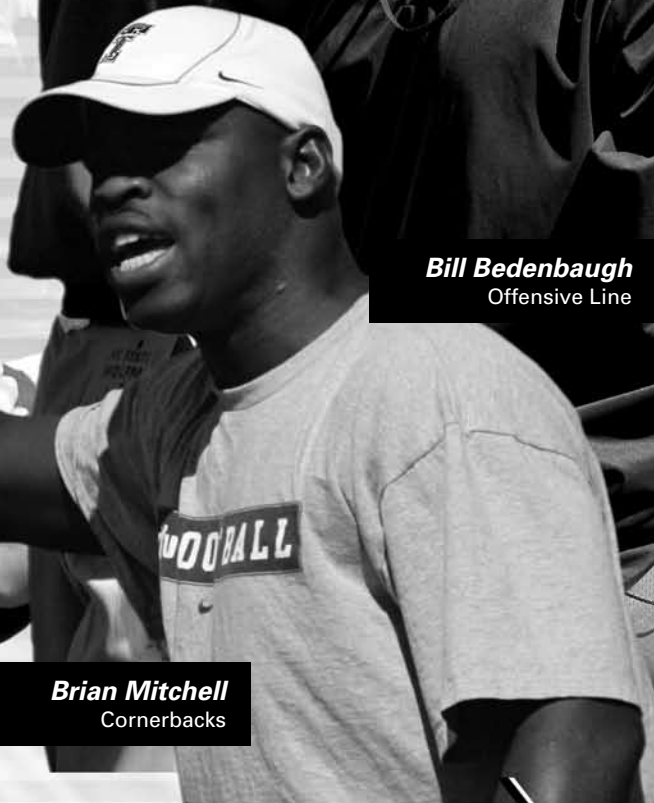
Sonny Dykes
Co-Offensive Coordinator



Dana Holgorsen
Co-Offensive Coordinator



Bill Bedenbaugh
Offensive Line



Brian Mitchell
Cornerbacks



Tommy McVay
Director of Football Operations



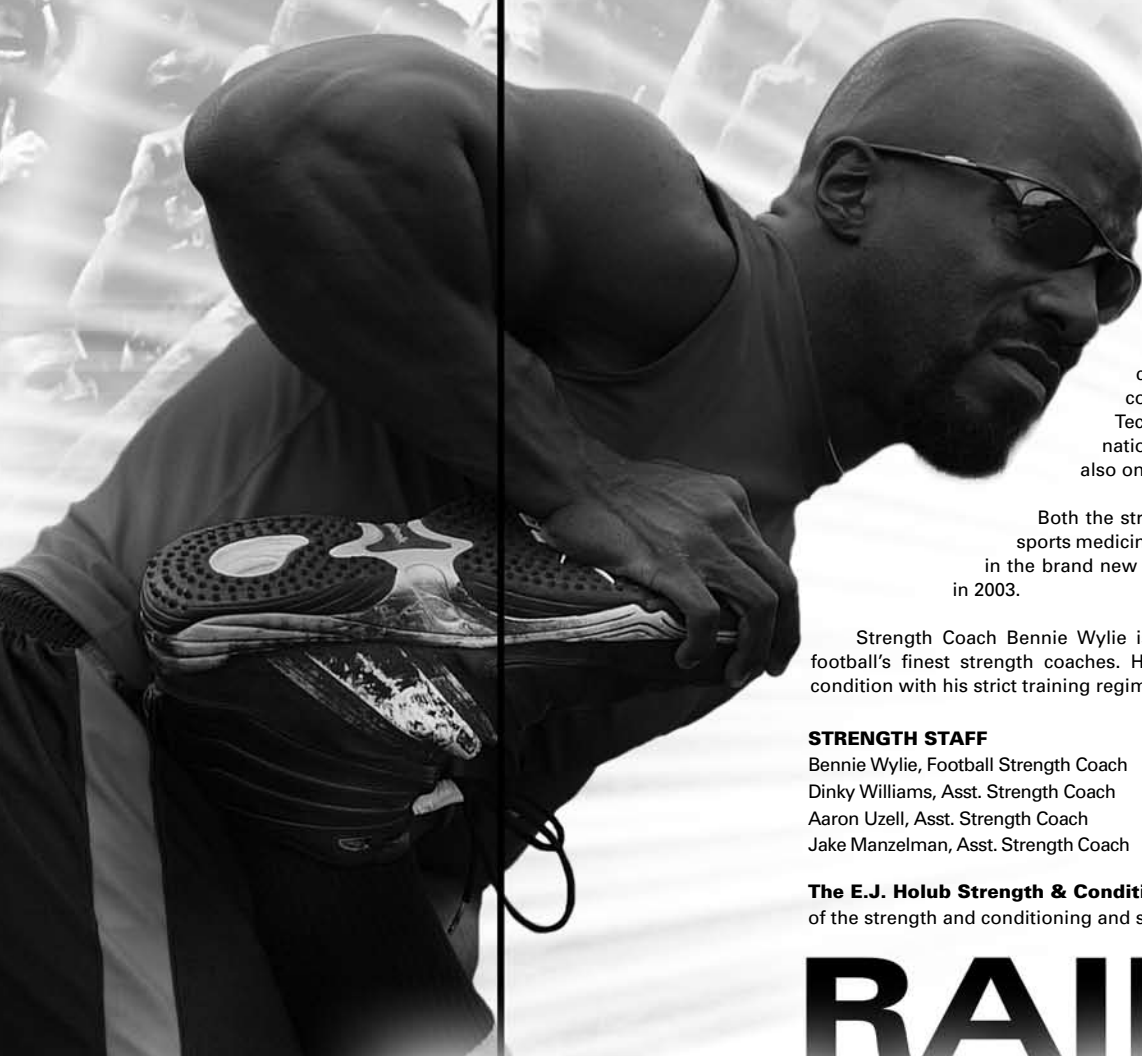
Carlos Mainord
Safeties



Ryan Aycock
Defense



Lincoln Riley
Offense



Student athletes at Texas Tech are under the guidance of some of the very best strength and conditioning coaches and athletic trainers in the country. The strength program at Texas Tech is highly regarded all across the nation and the sports medicine program is also one of the finest.

Both the strength and conditioning program and sports medicine have recently received new facilities in the brand new football complex that was completed in 2003.

Strength Coach Bennie Wylie is highly regarded as one of college football's finest strength coaches. He keeps all athletes in top physical condition with his strict training regiments.

STRENGTH STAFF

Bennie Wylie, Football Strength Coach
 Dinky Williams, Asst. Strength Coach
 Aaron Uzell, Asst. Strength Coach
 Jake Manzelman, Asst. Strength Coach

TRAINING STAFF

Steve Pincock, Head Football Trainer
 Mark "Buzz" Chisum, Football Rehabilitation

The E.J. Holub Strength & Conditioning Center is the brand new home of the strength and conditioning and sports medicine programs at Texas Tech.

RAIDER POWER



DARE TO BE GREAT AWARD

Each year the strength and conditioning staff presents the Dare to Be Great Award to the player who shows the most improvement in performance through weight training and conditioning.

PAST RECIPIENTS:


2005	Khalid Naziruddin, CB	1996	Casey Jones, OG	1988	Clifton Winston, FB
2004	Dupree Scovell, IR	1995	Corey Chandler, DT	1987	Jeff Keith, OG
2003	Preston Hartfield, IR	1994	Scott Fitzgerald, C	1986	Danny Schwertner, DT
2002	King Scovell, IR	1993	Scott Aylor, TE	1985	Calvin Riggs, DE
2001	Mark Washington, DB	1992	Tracy Saul, FS	1984	Joe McMeans, OG
2000	Ricky Hunter, RB	1991	Keith Cripps, WR	1983	Curt Cole, TE
1999	Taurus Rucker, DE	1990	Tony Hooper, TE	1982	David Eliff, FB
1998	Montae Reagor, DE	1989	Tommy Webb, OT	1981	C.M. Pier, DE
1997	Cody McGuire, NT				

Texas Tech's Best NATIONAL AWARDS



Kliff Kingsbury • National Football Foundation & College Hall of Fame Honors

Texas Tech's football past is rich in history as some of college football's best players have worn a Red Raider uniform. Texas Tech has produced several national award winners like Donny Anderson (fourth in the Heisman Trophy balloting in 1965), Byron Hanspard (sixth in Heisman Trophy balloting in 1996 and won the Doak Walker Award), EJ Holub (All-American



Byron Hanspard • Doak Walker Award

in 1959 and 1960), Byron Morris (Doak Walker Award winner in 1993), Keith Cockrum (Burger King Scholar-Athlete of the Year 1999) and BJ Symons (Sammy Baugh Trophy winner in 2004). Quarterback Kliff Kingsbury added to the list in 2002 as he was named the 2002 Verizon Academic All-American of the Year.



Zach Thomas
Miami Dolphins

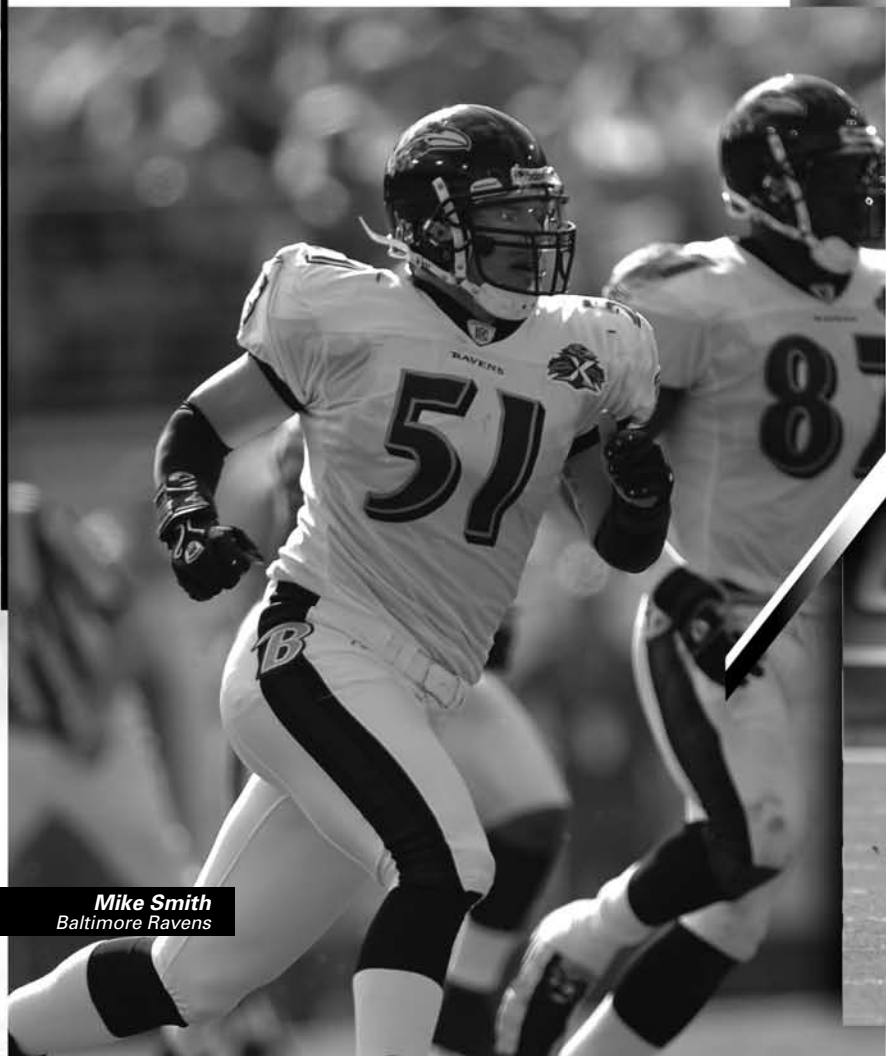
Texas Tech has long been a pipeline to the NFL as a total of 151 Red Raiders have been taken in the draft since 1938. Of these 151 draft picks, 91 players have made careers in the old AFL league and in the NFL.

B.J. Symons, Carlos Francis, Marcus Coleman, Montae Reagor, Zach Thomas, Sammy Morris, Wes Welker, Mike Smith, Daniel Loper, Dylan Gandy, Cody Campbell, Toby Cecil are currently on rosters and all will provide major roles for their respective teams this season.


Red Raiders in the **PROFESSIONAL RANKS**

Former Red Raiders in the NFL

- BJ Symons, Chicago Bears
- Carlos Francis, Oakland Raiders
- Marcus Coleman, Dallas Cowboys
- Montae Reagor, Indianapolis Colts
- Zach Thomas, Miami Dolphins
- Sammy Morris, Miami Dolphins
- Wes Welker, Miami Dolphins
- Mike Smith, Baltimore Ravens
- Daniel Loper, Tennessee Titans
- Dylan Gandy, Indianapolis Colts
- Cody Campbell, Indianapolis Colts
- Toby Cecil, Atlanta Falcons
- Kliff Kingsbury, Buffalo Bills




Mike Smith
Baltimore Ravens



Daniel Loper
Tennessee Titans



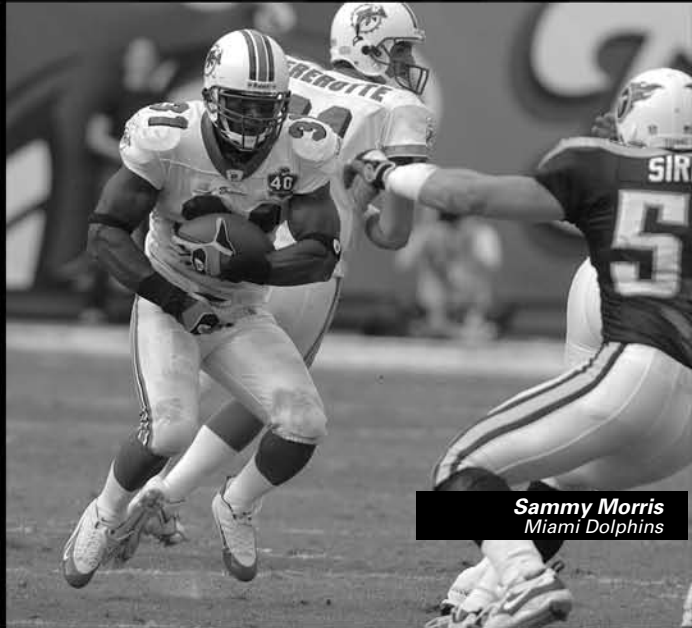
Marcus Coleman
Houston Texans




Ricky Williams
Indianapolis Colts




Wes Welker
Miami Dolphins



Sammy Morris
Miami Dolphins



Montae Reagar
Indianapolis Colts



Raiders in the COMMUNITY



Probably the most important game of the season is one that is never played in front of thousands of screaming fans at Jones AT&T Stadium or even on the road. Red Raider Football's most important game plan is the one they execute in the Lubbock community. Student-Athletes at Texas Tech spend numerous hours visiting local hospitals and involving themselves in charity work such as the Ronald McDonald House, school literacy programs and youth speaking engagements. Part of being a Red Raider means accepting the responsibility of being a role model in our community, and Texas Tech players always meet the challenge.




Coaching Staff

Coaching Staff

Mike Leach

Head Coach



Mike Leach

Mike Leach, arguably one of the most innovative offensive coaches in the country, continues to transform the face of Red Raider football with an all-out aerial assault and swarming defensive attack that has propelled the program into the national spotlight since his arrival prior to the 2000 season.

Leading the nation's most prolific passing offenses in the country, Leach, who received the All-American Football Foundation's Johnny Vaught Head Coach Award in the spring, spreads the field with his exciting brand of football and has guided the Red Raiders to four-straight NCAA passing titles and three-consecutive total offense titles. Leach's offense produced school records in nearly every passing category in 2000, but surpassed those numbers in each of the last five seasons. His six teams have combined for over 151 team and individual records at Tech.

Last season, the Red Raiders won the NCAA Passing Title for the fourth year in a row and led the nation in completions and attempts. Additionally, Tech capped off its season with the program's third all-time appearance in the prestigious and tradition-rich AT&T Cotton Bowl. The Red Raiders finished the season ranked 19th and 20th in the ESPN/USA Today Coaches and Associated Press polls, respectively. Tech also won at least eight games for the fourth-straight season for the first time in school history.

Texas Tech has established itself as one of the nation's leading producer of quarterbacks since the 2000 season. Last year's starter, Cody Hodges, became the

fourth Red Raider to lead the nation in passing in as many years. Hodges and former Tech and current New York Jets quarterback Kliff Kingsbury each posted nine-win seasons during their careers, while 2003 and 2004 signal callers B.J. Symons and Sonny Cumbie each won eight games in their respective seasons as the starter.

In 2003, Symons, a Heisman Trophy candidate, capped off his senior season with an NCAA Passing Championship and an NCAA single-season record 5,833 passing yards. A year earlier, Kliff Kingsbury finished his senior campaign ranked in total offense (2nd), completions (1st), attempts (1st) and passing touchdowns (1st). The record-setting quarterback also set 17 NCAA records during his career and tied three other marks.

The Red Raiders have improved their total offensive numbers from 324.8 yards per game to 495.8 yards per game since Leach's arrival. The last six seasons rank as the top six all-time at Tech in total offense, while scoring went from 23 points per game in 1999 to 39.4 points last season. The most significant increase has been in the passing game, where the Red Raiders averaged 388.8 yards per game in 2004 compared to 175.4 yards in 1999.

The running game has flourished as well under Leach. Running back Taurean

Henderson rushed for 17 scores in 2005 to rank among the top scoring backs in the country. His touchdown total was the most for a Red Raider since Byron Morris rushed for 22 in 1993. The Red Raiders' 25 total rushing scores were the most for a Tech team since the 1996 campaign yielded 27.

Despite Tech's offense revolving around the pass, Leach has done a tremendous job of incorporating the running back position into the mix. Henderson finished his career with 303 receptions, which ranks first in NCAA history among running backs and fourth overall. Coupled with his talents on the ground, Henderson's NFL stock rose dramatically each season due to his versatility.

Additionally, recruiting has been one of the top beneficiaries since Leach's arrival in December 1999. The Red Raiders' 2006 recruiting class was once again ranked among the top 25. From his first class in the spring of 2000 to this year's list of newcomers, each class continues to get better. Not only is Texas Tech recruiting the Texas area, but Leach also is extending the reach of the program across the country.

The level of recruiting Leach and his staff have attained has reflected in the success of the team. One of the most recognizable areas is the offensive line. The unit has continually



Kiersten, Kim, Mike, Sharon, Cody, and Janeen Leach

improved each season and boasts more size and strength than the past.

The Red Raiders are not solely known for their play on the scoring side of the ball. The Texas Tech defense also has flourished during Leach's six seasons. The Red Raiders tied for the national lead with three shutouts in 2000 and followed with others in 2001, 2002 and 2005. Combined with the six shutouts are four other games where the opposition was held without an offensive touchdown. Tech's shutout of Baylor in Waco during the 2005 season marked Tech's first blanking of a conference opponent on the road since the inception of the Big 12 Conference in 1996.

The play of the special teams has improved with each season as well. Placekicker Alex Trlica finished his sophomore season with a mark of 60-of-60 on extra points, marking only the sixth time in school history for a perfect season. Senior punter Alex Reyes ranked among the Big 12's top punters during his junior season in 2005. Tech's kickoff, punting and return teams also have seen a dramatic improvement in the last five seasons. Additionally, the Red Raiders rank among the top 15 programs in the country in returns (kickoff, punt, fumble and interception) for touchdowns since the 2000 season.

While leading the Red Raiders to 48 wins in his six seasons, Leach is the only coach in school history to lead his first six teams to bowl games. The 48 wins are the most in a Tech head coach's first six seasons.

Although Leach's presence has been felt throughout the team, it also has been beneficial for the players individually.

Symons was the second Tech quarterback to receive The Touchdown Club of Columbus' Sammy Baugh Trophy (Kingsbury in 2002) and was named the Chevrolet Offensive Player of the Year. Symons capped off his senior season with an invitation to the 2004 NFL Combine. The Heisman Trophy candidate was the fourth in a line of Leach-coached quarterbacks to be mentioned as a candidate for the award - Tim Couch at Kentucky, Josh Heupel at Oklahoma and Kingsbury.

Kingsbury, a 2002 All-Big 12 first-team quarterback and sixth-round draft pick of the Patriots, led the Big 12 Conference in several passing categories over his final three seasons and was a Heisman Trophy candidate in 2002. He also was named the Verizon Academic All-American of the Year for football and was awarded an \$18,000 postgraduate scholarship by the National Football Foundation and College Hall of Fame in a ceremony in New York City.

In 2004, inside receiver Trey Haverty became the first Associated Press All-American since Montae Reagor in 1998, when he was selected to the third team following last season's campaign. Free safety Dwayne Slay earned first-team All-America honors from Sports Illustrated last season, marking the first in seven seasons. Slay was one of the country's most punishing tacklers last season and led the conference and finished second nationally with eight forced fumbles.

In addition to Slay, linebacker Lawrence Flugence and defensive end Aaron Hunt also gained national attention during their careers. Both were named to All-America

teams in 2002 and were listed as candidates for various national awards. Hunt was drafted in the sixth round of the 2003 NFL Draft by the Denver Broncos, while Flugence signed a free agent contract with the Carolina Panthers. In 2003, strong safety Ryan Aycock was one of the top defensive players in the country, reeling in six interceptions and 101 tackles.

Texas Tech sent five players to the 2006 NFL Combine, the most for Tech in the history of the event. Leach has coached several players who have gone on to the NFL, including Kingsbury, Couch, Heupel and Symons. While at Tech, eight players have been drafted and 15 others have signed



Coaching Staff

Mike Leach

free agent contracts. Offensive tackle E.J. Whitley was chosen in the seventh round of the 2006 draft by the Dallas Cowboys, while center Dylan Gandy was selected by the Indianapolis Colts in the fourth round of the 2005 NFL Draft. Offensive tackle Daniel Loper and linebacker Mike Smith were picked in the fifth and seventh rounds, respectively, in 2004 by the Tennessee Titans and Baltimore Ravens.

The team continues to make strides academically as well under Leach. In 2005 four players were working on postgraduate degrees. For the last six years Tech has been recognized as one of the nation's top institutions for consistently being above a 70 percent graduation rate, according to the American Football Coaches Association.

Prior to coming on board at Texas Tech, Leach, in just one season at Oklahoma, directed a Sooner offense that went from one of the worst in the Big 12 Conference to one of the best. Under Leach's tutelage, Heupel was named 1999 Big 12 Offensive Newcomer of the Year. For his efforts, Leach was nominated for the 1999 Broyles Award as the top assistant coach in the country.



PERSONAL

Born March 9, 1961, in Susanville, Calif.
 Hometown Cody, Wyoming
 Married Sharon
 Children Daughters, Janeen, Kim and Kiersten; Son, Cody

EDUCATION

High School Cody High School
 College Brigham Young University, 1983
 (American Studies)
 Graduate Juris Doctor, Pepperdine
 University School of Law, 1986
 Master's of Sports Science/Coaching, U.S
 Sports Academy, 1988
 Hired at Tech December 9, 1999

COACHING EXPERIENCE

2000- Texas Tech, Head Coach/OC
 1999-00 Oklahoma, Assistant/OC
 1997-98 Kentucky, Assistant/OC
 1992-96 Valdosta St., Asst./OC,OL (94-96)/OC,WR,QB (92-93)
 1989-91 Iowa Wesleyan, Assistant
 OC/OL/Equipment Coordinator
 1989. Pori, Finland (European Football League), Head Coach
 1988. College of the Desert, Assistant/Linebackers
 1987. Cal Poly-SLO, Assistant/OL

HEAD COACHING RECORD

Year	School	Overall	Conference
2005	Texas Tech Cotton Bowl	9-3	6-2
2004	Texas Tech Holiday Bowl	8-4	5-3
2003	Texas Tech Houston Bowl	8-5	4-4
2002	Texas Tech Tangerine Bowl	9-5	5-3
2001	Texas Tech Alamo Bowl	7-5	4-4
2000	Texas Tech Galleryfurniture.com Bowl	7-6	3-5

RECORDS

Overall Record: 48-28 (.632)
 Big 12 Record: 27-21 (.563)
 Record vs. Big 12 North: 11-7
 Record vs. Big 12 South: 16-14

LEACH VS. ALL OPPONENTS

Alabama	0-1
Baylor	6-0
California	1-0
Clemson	1-0
Colorado	1-1
East Carolina	0-1
Florida Int'l.	1-0
Indiana St.	1-0
Iowa	0-1
Iowa State	1-1
Kansas	3-1
Kansas State	3-1
UL Lafayette	1-0
Mississippi	2-0
Missouri	1-1
Navy	1-0
Nebraska	2-2
New Mexico	4-1
N.C. State	0-2
North Texas	2-0
Ohio State	0-1
Oklahoma	1-5
Oklahoma St.	4-2
Sam Houston	1-0
SFA	1-0
SMU	3-0
TCU	1-0
Texas	1-5
Texas A&M	4-2
Utah State	1-0



Coaching Staff

Leach guided an Oklahoma offense that went from 11th in the Big 12 in 1998 to first in 1999 and 101st in the nation to 11th. In just one year, OU's total offense numbers improved from 293.3 to 427.2 yards per game.

The rise in passing and scoring offense categories is just as impressive. Oklahoma went from last to first in the Big 12 in passing offense in one year, from 107th in the country to ninth. Under Leach, the Sooners improved from 109.9 yards passing per game to 321.7 yards per game.

In 1998, Oklahoma was last in the Big 12 and 101st in the country in scoring offense at 16.7 points per game. In 1999, the Sooners improved to second in the league and eighth in the country in scoring at 36.8 points per game, an increase of just over 20 points per game.

Under Leach, the Oklahoma offense set six Big 12 Conference and 17 OU records. The Sooners were one of only two schools in the nation to have six players with 20 or more receptions in 1999.

Prior to joining Bob Stoops' Oklahoma staff, Leach served as offensive coordinator for Hal Mumme at the University of Kentucky and Valdosta (Ga.) State University.

For two years at Kentucky under Mumme, Leach coached the Kentucky "Air Raid" offense that was one of the most explosive in Southeastern Conference history. Under Mumme and Leach, the Kentucky offense set six NCAA records, 41 Southeastern Conference records and 116 school records in 22 games.

Kentucky's offense produced more than 500 yards of total offense in seven separate games, including a school-record 801 against Louisville.

Leach's Kentucky offense featured the talented Couch, who passed for 4,275 yards and 34 touchdowns as a senior.

Named 1996 Division II Offensive Coordinator of the Year by American Football Quarterly magazine, Leach helped Mumme lead Valdosta State to a 40-17-1 record. The 1993 Blazer offense smashed 66 school records, 22 conference records and seven national records. In 1994, Valdosta State advanced to the Division II playoffs with Leach's offense shattering 80 school records, 35 conference records and seven more national marks.

Leach and Mumme first teamed up at Iowa Wesleyan College in 1989. From 1989 to 1991 he served as offensive coordinator and line coach for an offense that led the NAIA in passing yardage one season and finished second the other two. Iowa Wesleyan passed for more than 11,000 yards in Leach's three seasons and broke 26 national records.

Leach has also made coaching stops in Pori, Finland, where he served as head coach in the European Football League (1989), as well as one-year assistant stints at College of the Desert (1988) and Cal Poly-San Luis Obispo (1987).

After graduating with honors from Brigham Young in 1983, Leach earned a Master's Degree from the United States Sports Academy and his law degree from Pepperdine University, where he graduated in the top one-third of his class.

The oldest of six siblings, Leach and his wife, Sharon, are the parents of four children; Janeen (21), Kim (16), Cody (10) and Kiersten (7). Janeen is currently a junior at BYU.



Ruffin McNeill

Assistant Head Coach/Special Teams/Defensive Tackles



Ruffin McNeill

With 21 years of collegiate coaching experience, Texas Tech special teams coordinator and defensive tackles coach Ruffin McNeill enters his seventh season in Lubbock with the Red Raiders and fourth with the special teams.

McNeill's work with the defensive tackles has paid off each of the last two seasons as the unit was part of a defensive group that improved its defensive ranking by more than 65 spots in the NCAA rankings during the last two seasons. The defense finished the season as one of the top 30 defensive units in the country.

The special teams also have benefited from McNeill's presence. Former Red Raider Wes Welker set NCAA records in single-season punt return yards and career punt returns for touchdowns, while Alex Reyes turned the 2004 season into one of the best seasons for a punter at Texas Tech.

During his first three seasons with the Red Raiders, McNeill served as the linebackers coach. Under his watch, Lawrence Flugence set the career tackles record at Tech and set the NCAA single-season tackles record. McNeill also saw freshman linebacker John Saldi claim defensive MVP honors at the Tangerine Bowl in Tech's 55-15 win.

McNeill came to Texas Tech after a one-year stint at Fresno State, where he coached the defensive line. During his season at Fresno, McNeill helped

lead the Bulldogs to the 1999 Las Vegas Bowl and a tri-championship of the Western Athletic Conference.

McNeill began his coaching career at Lumberton (N.C.) High School, where he coached the defense from 1980-84. His first collegiate coaching job came in 1985 at Clemson University as a graduate assistant. Clemson won the ACC title in 1986 and advanced to the Gator Bowl. The Tigers also competed in the Independence Bowl the previous season.

Following the 1986 season, McNeill received his first full-time collegiate coaching position at Austin Peay State University in Clarksville, Tenn. He coached the linebackers and special teams at APSU for one season.

After two seasons at North Alabama, McNeill coached linebackers and special teams at Appalachian State University in Boone, N.C., from 1989-91 and again from 1993-96. He helped lead ASU to Southern Conference titles in 1991 and 1995. Appalachian State also competed in the NCAA Division I-AA playoffs in six out of seven seasons with McNeill on staff. Additionally, he served a summer internship in 1996 with the Miami Dolphins in then-head coach Jimmy Johnson's first season.

Prior to his season at Fresno State,



McNeill was the assistant head coach and defensive coordinator at UNLV from 1996-98 following three seasons at Appalachian State.

McNeill was a four-year letterwinner at East Carolina from 1976-80. A three-year starter at defensive back, he was the team captain for two years and helped lead

ECU to the Southern Conference championship in 1976 and an Independence Bowl berth in 1978.

He graduated from ECU in 1980 and received a Master's in counseling degree from Clemson in 1987.


McNeill and his wife, Erlene, have two daughters, Renata (26) and Olivia (16).

COACHING EXPERIENCE

- 2003: Texas Tech University – Assistant Head Coach/Special Teams Coordinator/Defensive Tackles
- 2000-02: Texas Tech University – Linebackers
- 1999: Fresno State University – Defensive Line
- 1998: UNLV – Assistant Head Coach/Def. Coordinator
- 1997: UNLV – Defensive Coordinator
- 1996: Miami Dolphins – Summer Internship
- 1993-96: Appalachian State University – Def. Coordinator
- 1992: East Carolina University – Defensive Line
- 1989-91: Appalachian State University – Linebackers
- 1988: University of North Alabama – Linebackers
- 1987: Austin Peay State University – Linebackers
- 1985-86: Clemson University – GA/Linebackers
- 1980-84: Lumberton (NC) High School – Defense

POSTSEASON EXPERIENCE

2006 Cotton; 2004 Holiday; 2003 Houston; 2002 Tangerine; 2001 Alamo; 2000 Galleryfurniture; 1999 Las Vegas; 1996 I-AA Playoffs; 1995 I-AA Playoffs; 1994 I-AA Playoffs; 1991 I-AA Playoffs; 1990 I-AA Playoffs, 1989 I-AA Playoffs; 1986 Gator; 1985 Independence; *1978 Independence. (*participated as a player).



Erlene, Ruffin and Olivia McNeill



Lyle Setencich



Lyle Setencich

Coaching veteran Lyle Setencich begins his fourth season at Texas Tech, serving as the defensive coordinator and linebackers coach. His work with the Red Raider defensive unit earned him the All-American Football Foundation's Mike Campbell Top Assistant Award in the spring.

The Red Raiders turned in their best defensive season in the Mike Leach era in 2005, finishing the season ranked No. 30 in the NCAA, after ranking No. 110 two seasons ago. The Red Raiders ranked first in the Big 12 in pass defense and 10th nationally.

Setencich's troops stepped up and had the best season as a unit in his three years in 2005. Reserve Fletcher Session stepped in during the third game of the season as the starter in the middle and was nothing short of outstanding. The current senior finished as the team's second-leading tackler and took the defense under his wing and was a vocal leader throughout the unit's success. Senior John Saldi made his final campaign one of his best, while Sylvester Brinkley turned in a solid season. The trio saw most of the action due to injuries and was a vital part in the unit's top 30 national ranking.

Among the many players Setencich has produced into top talent, free safety Dwayne Slay may rank at or near the top. After spending much of the 2004 season in learning

mode after transferring from junior college, Slay took the reins of the secondary and established himself as one of the most feared defensive backs in the country last season. He led all conference defensive backs in tackles and set a league record with eight forced fumbles. For his efforts, he was named to the Sports Illustrated All-America first team and earned several Big 12 Defensive Player of the Year honors.

Setencich came to Tech from California, where he quickly made his presence felt upon his arrival in 1997. His resurrection of the Cal defense was well chronicled, as the Bears went from 10th in the league in total defense the season prior to his arrival to eighth in 1997, third in the second year, and finally the top spot in 1999. The 2000 group led the Pac-10 in sacks with 44 and finished third in rushing defense.

Setencich began coaching as an assistant at Mt. Diablo High School in Concord, Calif. He was head coach at both Albany (Calif.) High School and San Ramon (Calif.) High School before moving to the collegiate level as the defensive coordinator at Boise State in 1979.

In 1980, Boise State won the Division I-AA National Championship and the following year, Setencich was named head coach. While serving in that capacity from 1983-86, the Broncos posted a 24-20 record. He moved back to California to take over the Cal Poly SLO program and served as its head coach for seven seasons, compiling a 41-29-2 record from 1987-93. During his seven seasons at Cal Poly SLO, Setencich gave current Texas Tech head coach Mike Leach his first collegiate coaching position.

Setencich served as defensive coordinator at the University of the Pacific in 1994, helping the Tigers to a 6-5 record, the best mark at the school in 17 years. After one season at UoP, he joined the Arizona State coaching staff

as linebackers coach. His influence was felt in dramatic fashion in 1996, when the Sun Devils were ranked first in the Pac-10 in total defense (304.7 ypg). Considering ASU was last in total defense the previous season (426.6 ypg), the 1996 campaign was a vast improvement.

Setencich was a two-year letterman at Fresno State from 1966-68 and graduated with a degree in biological sciences in 1969. He spent one year in the Army Medical Corps before beginning his coaching career.

He and his wife, Kathy, have one son, Peter.

Defensive Coordinator/Linebackers

COACHING EXPERIENCE

2003: Texas Tech University – Def. Coordinator/LB
1999-01: University of California – Associate Head Coach/
Defensive Coordinator/Linebackers
1997-98: University of California – Def. Coordinator/LB
1995-96: Arizona State University – Linebackers
1994: University of the Pacific – Defensive Coordinator
1987-93: Cal Poly SLO – Head Coach
1981-86: Boise State University – Head Coach
1979-80: Boise State University – Def. Coordinator

POSTSEASON EXPERIENCE

2006 Cotton; 2004 Holiday; 2003 Houston; 1997 Rose; 1980 I-AA Playoffs (National Champions); 1979 I-AA Playoffs.



Kathy and Lyle Setencich

Sonny Dykes

Wide Receivers



Sonny Dykes

Sonny Dykes returned to his alma mater as the team's wide receiver's coach in January 2000, and his presence has been felt ever since.

Dykes, who received the All-American Football Foundation's Mike Campbell Top Assistant Award in the spring, has been instrumental in Texas Tech's record-setting passing attack. In his six seasons, Red Raider receivers have set numerous individual school and conference receiving records, including Jarrett Hicks, who set the single-season touchdown receptions record with 13 in 2004 and established the career mark with 28 following the 2005 campaign. This year's group is ranked among the top five receiving corps in the country. Additionally, Hicks, Joel Filani and Robert Johnson are listed among the top 10 NFL draft prospects at receiver for 2007.

Filani's emergence onto the national scene last season is evidence of Dykes' coaching. After catching 19 passes for 319 yards and two touchdowns during his first two seasons, Filani had a breakout year in 2005, grabbing 65 receptions for 1,048 yards and eight touchdowns. He also was named to several All-Big 12 first teams and earned a Big 12 Player of the Week honor after his three-TD performance at Nebraska.

Among Dykes' previous pupils at Tech was Carlos Francis, a fourth-

round draft pick of the Oakland Raiders in the 2004 NFL Draft. Francis finished his career with 20 receiving touchdowns, which ranks third on the career list at Tech and was third in career receiving yardage.

In addition to Francis, Dykes also coached former New York Giants receiver Derek Dorris during his career at Tech. Other players Dykes coached during his career who are currently on NFL rosters include Brad Pyatt (Indianapolis Colts), Bobby Blizzard (Arizona Cardinals), Derek Abney (Baltimore Ravens) and Dougie Allen (Indianapolis Colts).

Dykes returned to Tech from the University of Kentucky, where he coached the tight ends and special teams as a graduate assistant on then-head coach Hal Mumme's staff. The 1999 season in Lexington was his second and saw one of his players, James Whalen, named to the Associated Press All-America team and set the all-time NCAA Division I record for receptions by a tight end.

Dykes also was a graduate assistant under Mumme during the 1997 season, before heading to Northeast Louisiana University for the 1998 campaign.

Under Dykes' guidance, NLU wide receiver Marty Booker broke all of the school single-season and career receiving records. Booker was named first-team All-Independent and played in the Blue-Gray and East-West Shrine all-star games. Booker was a third-round selection in the 1999 NFL Draft of the Chicago Bears and is in his sixth season with the team.

Dykes worked at Navarro Junior College in 1995-96. In 1996, he was the quarterbacks and receivers coach and the passing game coordinator as Navarro posted a 7-4 record and reached the Texas junior college championship game. In 1995, he coached the running backs as Navarro went 8-2.

Dykes also coached running backs on the high school level at Pearce High School in Richardson, Texas, in 1994. He got his start in coaching as a baseball coach at Monahans (Texas) High School in the spring of 1994.

A native of Big Spring, Texas, Dykes was a football and baseball star at Coronado High School in Lubbock.

He went on to Texas Tech, where he was a three-year letterman as a first baseman. He graduated from Tech in 1993 with a degree in history.


Dykes is the son of Tech's all-time winningest football coach, Spike Dykes. He and his wife, Kate, were married in July.

COACHING EXPERIENCE

- 2005: Texas Tech University – Co-Offensive Coordinator/Wide Receivers
- 2000-04: Texas Tech University – Wide Receivers
- 1999: University of Kentucky – Inside Receivers/Special Teams
- 1998: Northeast Louisiana University – Wide Receivers
- 1997: University of Kentucky – GA/Tight Ends
- 1996: Navarro Junior College – Passing Game
- 1995: Navarro Junior College – Running Backs
- 1994: Pearce High School – Assistant

POSTSEASON EXPERIENCE

- 2006 Cotton; 2004 Holiday; 2003 Houston; 2002 Tangerine; 2001 Alamo; 2000 Galleryfurniture; 1999 Music City.



Sonny and Kate Dykes

Dana Holgorsen



Dana Holgorsen

A vital link in the Texas Tech offense is inside receivers coach and co-offensive coordinator Dana Holgorsen, who is in his seventh season with the Red Raiders.

During his first six seasons, Holgorsen's position players have made tremendous contributions to the success of the Red Raider passing attack. Quarterback-turned-receiver Robert Johnson flourished under Holgorsen's tutelage during his first season as a receiver since the 2000 season, when he was a sophomore in high school. Johnson tied for the team lead with 67 receptions and earned Big 12 Conference Newcomer of the Year honors.

Holgorsen also was responsible for the development of former standout receivers Wes Welker and Nehemiah Glover, who are the only players in school history to record two 1,000-yard receiving seasons. Welker also finished his career in a second-place tie with 20 touchdown receptions and had 31 career scores to tie in sixth place. Welker is on the Miami Dolphins roster and was a team captain in 2005. Glover finished his career last season second on the Tech all-time touchdown receptions list (21), third on the career receptions list (223) and fourth on the career receiving yardage list (2,725). A recent product of Holgorsen's coaching, Trey Haverty earned Associated Press Third-Team All-America honors during his senior season in 2004, after catching a team-leading 77 receptions for 1,019 yards

and six touchdowns.

Additionally, Texas Tech's former career touchdown receptions record holder Mickey Peters caught 22 scoring passes during his four seasons under Holgorsen.

Holgorsen came to Texas Tech from Wingate University in North Carolina, where he served as recruiting coordinator, quarterbacks and receivers coach and passing game coordinator.

During his one season at Wingate in 1999, the school set numerous records and led the South Atlantic Conference in many offensive categories, while averaging 409 yards of total offense per game and 304.1 passing yards per game. The Wingate quarterback was an all-conference selection and a Harlan Hill semifinalist. One wide receiver was named freshman of the year, while another earned all-conference honors.

Holgorsen was the quarterbacks and receivers coach at Mississippi College in Jackson, Miss., from 1996-98. MC won the 1997 American Southwest Conference in its first season in the league and averaged 432 yards per game.

Holgorsen's coaching ties with Red Raider head coach Mike Leach began at Valdosta State University

in Georgia. With Leach serving as the offensive coordinator, Holgorsen coached in a variety of positions, including quarterbacks, receivers and special teams from 1993-96. VSU posted a 26-10 record in three years with Holgorsen on staff.

Holgorsen played collegiately at Iowa Wesleyan College from 1990-

92 as a wide receiver while Leach was the offensive coordinator at the school. Holgorsen earned a degree from IWU in 1993 and a master's in health and physical education from Valdosta State in 1995.

Holgorsen has three children; McClayne, Logan and Karlyn.


Inside Receivers

COACHING EXPERIENCE

- 2005: Texas Tech University – Co-Offensive Coordinator/Inside Receivers
- 2000-04: Texas Tech University – Inside Receivers
- 1999: Wingate University – Quarterbacks/Wide Receivers
- 1996-98: Mississippi College – Quarterbacks/Wide Receivers/Special Teams
- 1993-95: Valdosta State University – (Quarterbacks/Wide Receivers/Special Teams)

POSTSEASON EXPERIENCE

2006 Cotton; 2004 Holiday; 2003 Houston; 2002 Tangerine; 2001 Alamo; 2000 Galleryfurniture.



Logan, Dana, Karlyn, McClayne Holgorsen

Bill Bedenbaugh

Offensive Line



Bill Bedenbaugh

Running backs coach Bill Bedenbaugh enters his second season as the offensive line coach, and seventh as a member of the Red Raider coaching staff. Bedenbaugh was the running backs coach the previous two seasons, after serving as the offensive graduate assistant his first three years.

The offensive line has made tremendous strides under Bedenbaugh. As a graduate assistant, three of the players he worked with in his first season all landed on NFL rosters, including center Dylan Gandy, who was selected by the Indianapolis Colts in the fifth round of the 2005 NFL Draft. Cody Campbell and Daniel Loper are on the Colts and Tennessee Titans' rosters, respectively. Tackle E.J. Whitley, who completed his final season in 2005, was an invitee to the NFL Combine in February and was selected in the seventh round of the 2006 draft by the Dallas Cowboys.

Bedenbaugh's group was an essential element in the success of the Red Raider offense last season, including the individual performances of quarterback Cody Hodges and running back Taurean Henderson. Hodges became the fourth Tech signal caller in as many years to lead the nation in passing, while Henderson was allowed to display his versatility as a rusher and receiver out of the backfield.

Before taking over the offensive line, Bedenbaugh saw success in his two seasons with the running backs as Henderson continued as one of the Big

12 Conference's most versatile backs. Henderson led the league's running backs for the second-straight season with 5.0 receptions per game and finished second among the league's backs with 16 rushing touchdowns.

Bedenbaugh's presence on the offensive staff was felt immediately in 2000 as Texas Tech jumped onto the national scene, leading the nation in passing and dominating most passing categories in the Big 12. His work with then-offensive line coach Robert Anae helped pave the way for the Red Raider's offensive success.

Bedenbaugh came to Tech in 2000 after serving as the offensive line coach and run game coordinator at Ferris State in 1999.

While at Ferris State, the team won the Great Lakes Intercollegiate Athletic Conference title. Ferris State ranked first among NCAA Division II schools for most yards in a game (534) and most points in a game (47) that season. Two of his offensive linemen were named first-team all-conference under his guidance. Bedenbaugh also was named NCAA Division II Coordinator of the Year.

Prior to his stint at Ferris State, Bedenbaugh was the graduate assistant offensive line coach at Central Michigan from 1997-98. In 1996, he worked with Tech head coach Mike

Leach at Valdosta State as assistant offensive line coach with the team advancing to the NCAA Division II quarterfinals and winning the Gulf South Conference. Bedenbaugh was the offensive line coach at Oklahoma Panhandle State in 1995, coaching former Seattle Seahawk offensive guard Frank Beede.


Bedenbaugh, a native of St. Charles, Ill., was a four-year starter at center at Iowa Wesleyan College and played for Mike Leach. He graduated from Iowa Wesleyan in 1995 with a degree in business and earned a master's degree in sport management from Texas Tech in December 2001.

COACHING EXPERIENCE

- 2005: Texas Tech University – Offensive Line
- 2003-04: Texas Tech University – Running Backs
- 2000-02: Texas Tech University – GA/Offensive Line
- 1999: Ferris State University – Off. Line/Running Game
- 1997-98: Central Michigan University – GA/Offensive Line
- 1996: Valdosta State University – Assistant Offensive Line
- 1995: Oklahoma Panhandle State University – Off. Line

POSTSEASON EXPERIENCE

- 2006 Cotton; 2004 Holiday; 2003 Houston; 2002 Tangerine; 2001 Alamo, 2000 Galleryfurniture; 1996 Division II Playoffs.



Coaching Staff

Seth Littrell



Seth Littrell

Former Oklahoma running back Seth Littrell was impressive in his debut as running backs coach for the Red Raiders in 2005, coaching Taurean Henderson to one of the greatest single seasons for a Tech running back in school history.

Henderson, Tech's record-setting back, was exceptional during his senior season under Littrell, as the Big 12 Conference all-purpose yardage leader turned in his best season as a Red Raider. Henderson set several school records during his career and a handful of NCAA marks, including most

career receptions by a running back with 303. Henderson's performance during his senior campaign earned him an invite to the NFL Scouting Combine in February.

As a whole the unit scored 25 times on the ground and averaged over 100 yards per game for only the second time in the Mike Leach era. The touchdown total was the most in a single-season since the Byron Hanspard-led Red Raiders scored 27 in 1996.

Previously, Littrell spent the 2004 season at the University of Kansas as an offensive graduate assistant. He came to Tech last year and filled the position previously held by Bill Bedenbaugh, who moved over to coach the Red Raider offensive line.

While at Kansas, Littrell was a member of an offensive coaching staff that was instrumental in turning in one of the best offensive seasons in Jayhawk history. KU averaged 23.8 points per game and 314.5 yards of total offense. The KU passing game averaged 220.5 yards per game.

Running Backs

A four-year letterwinner with the Sooners, Littrell was a team captain on OU's 2000 National Championship team and played under current Red Raider head coach Mike Leach during the 1999 season, when Leach was the Sooners' offensive coordinator. Littrell rushed for 231 yards and seven

touchdowns during his junior season, finishing his career in 2000 with 11 rushing scores. He also scored twice during his career on receptions.

The Muskogee, Okla., native graduated from Oklahoma with a degree in communications in 2000.

COACHING EXPERIENCE

2005: Texas Tech University – Running Backs
2004: University of Kansas – GA/Offense

POSTSEASON EXPERIENCE


2006 Cotton; *2000 Orange Bowl (National Champions); *1999 Independence Bowl.

*participated as a player



Carlos Mainord

Safeties



Carlos Mainord

Safeties coach Carlos Mainord enters his third season on Mike Leach's staff with more years of experience as a Red Raider assistant than any coach on the staff. The 40-year coaching veteran has 11 years under his belt at Texas Tech, including stints in 1968, 1984-85 and 1987-92.

Mainord's impact was felt immediately in his first season as the Red Raider secondary finished the 2004 campaign as the nation's 15th-ranked pass defense. Tech's pass defense allowed only 181.3 yards per game through the air.

Enter year two and the unit improved again. Tech finished among the top 10 nationally in pass defense, led by Tech senior free safety Dwayne Slay, who earned first-team All-America honors after becoming one of the most feared safeties in

the country. Slay was named Big 12 Conference Defensive Player of the Year by several publications and media outlets and was among the top five nationally in tackles for defensive backs. Additionally, strong safety Vincent Meeks earned all-conference honors and finished his career as one of the top ten interception leaders in school history.

Mainord returned to the South Plains following a successful 10-year run as an assistant coach in the NFL, including the 2000-01 seasons with the Carolina Panthers. He began his professional coaching career with the Chicago Bears (1993-98) and followed with a stop in New Orleans on Mike Ditka's staff in 1999. Following two years, with the Panthers, Mainord served with the St. Louis Rams in 2002.

Prior to coaching in the NFL, Mainord spent 27 years as a coach in the collegiate ranks, including six years as assistant head coach and defensive coordinator at Texas Tech. He had three different years with the Red Raiders, totaling 10 seasons. Between one of those stints, Mainord worked as secondary coach for the Miami Hurricanes in 1986.

Mainord began his coaching career at McMurry College in 1966 as linebackers coach before going to Texas Tech for the first time in 1969 as a graduate assistant. A year later, he

moved to Ranger Junior College as secondary coach and was named head coach in 1972. Mainord capped his six seasons at the school with 7-2-1 and 9-1 record, including a top 10 ranking. In 1978, he moved to Rice as assistant head coach and defensive coordinator and returned to Texas Tech in 1983 as the Red Raiders led the NCAA in pass

defense and finished second in 1984. During his playing days, Mainord was an All-American linebacker at McMurry College after starting his college-playing career at Navarro Junior College. A native of Greenville, Texas, Mainord and his wife, Judy, have four sons: Matt, Mark, Tommy and Cody, and a daughter, Cari.

COACHING EXPERIENCE

- 2004-: Texas Tech University – Safeties
- 2002: St. Louis Rams – Secondary
- 2000-01: Carolina Panthers – Secondary
- 1999: New Orleans Saints – Secondary
- 1993-98: Chicago Bears – Secondary/Linebackers
- 1987-92: Texas Tech University – Assistant Head Coach/ Defensive Coordinator
- 1986: University of Miami – Secondary
- 1984-85: Texas Tech University – Secondary
- 1978-83: Rice University – Assistant Head Coach/ Defensive Coordinator
- 1972-77: Ranger Junior College – Head Coach
- 1969-71: Ranger Junior College – Secondary
- 1968: Texas Tech – Graduate Assistant
- 1966-67: McMurry College – Linebackers

POSTSEASON EXPERIENCE

2006 Cotton; 2004 Holiday Bowl; 1994 NFL Playoffs (Second Round); 1989 All-American Bowl; 1986 Fiesta Bowl; *1962 Hospitality Bowl.

*participated as a player



Judy and Carlos Mainord



Coaching Staff

Brian Mitchell



Brian Mitchell

Former Brigham Young assistant Brian Mitchell enters his first season as defensive backs coach of the Red Raider Football program. Mitchell, an 11-year veteran in the collegiate ranks, replaced Dave Brown, who unexpectedly passed away in January.

A 1995 graduate of BYU, Mitchell played for former Cougar coach Lavell Edwards during the 1987-90 seasons and was a seventh-round draft pick of the Atlanta Falcons in 1991. He spent

three seasons in the NFL with Atlanta and the Dallas Cowboys. The All-WAC cornerback played in four bowls while at BYU and ran the opening leg of BYU's All-America 400M relay team.

Mitchell returned to BYU in 1994 as the team's cornerbacks coach and was in the position through the 2005

season. The Waco, Texas, native earned a degree in clinical social work upon his return to BYU.

Mitchell and his wife, Carri, have two daughters, Mikenzi and Halie, and a son, Brian.

Defensive Backs




COACHING EXPERIENCE

2006-: Texas Tech University – Cornerbacks
1995-05: Brigham Young University – Defensive Backs

POSTSEASON EXPERIENCE

2005 Las Vegas; 2001 Liberty; 1999 Motor City; 1998 Liberty; 1997 Cotton; 1994 Copper; *1990 Holiday; *1989 Holiday; *1988 Freedom; *1987 All-American.

*participated as a player




Mikenzi, Halie, Carri, Mitchell and Brian



Charlie Sadler

Defensive Ends



Charlie Sadler

Charlie Sadler enters his fourth season at Texas Tech as an assistant coach working with the defensive ends.

Sadler's troops have been nothing less than outstanding during his first three seasons as the Red Raider run defense has continually improved each year. Tech was a top 30 defense nationally in 2005, up 16 spots from the previous season.

Individually, defensive end Adell Duckett finished his career in 2004 as one of the top ends in the Big 12 Conference. Additionally, Tech returns Seth Nitschmann, who sat the 2005 season while recovering from off-season surgery. End Keyunta Dawson was a defensive force at rush end, but will move to linebacker this season. The defensive line was instrumental in Tech allowing the fewest rushing yards per game since 1999.

Sadler came to the South Plains after spending three football seasons in the high school ranks at a pair of Austin high schools, Akins High School (2000) and Lake Travis High School (2001-02). He was the defensive coordinator for a season at AHS, before assuming head coaching duties and serving as department chair for health and physical education at LTHS.

His most recent collegiate coaching experience came as head coach at Northern Illinois University (1991-95), where he coached the nation's leading rusher in LeShon Johnson in 1993.

Sadler began coaching at his alma mater, R.L. Turner High School in Carrollton, Texas, as an assistant coach from 1972-1975. He moved on to Lamar Consolidated in Rosenberg, Texas, in 1975, where he served as defensive coordinator for three seasons.

Former University of Oklahoma head coach Barry Switzer offered Sadler his first collegiate coaching position as an assistant offensive line coach in 1978. Sadler moved within the Big Eight Conference the following season to Iowa State, where he was the defensive line coach under former Cyclone coach and current Big 12 Conference Senior Associate Commissioner Donnie Duncan. Sadler coached in Ames for four seasons, before spending a season at the University of Missouri as outside linebackers coach in 1983.

Sadler returned to Oklahoma as defensive line coach under Switzer from 1984-88 and moved to defensive coordinator under Gary Gibbs during the 1989 and 1990 seasons. During Oklahoma's 1985 national championship season, Sadler coached 1985 Lombardi Award winner Tony Casillas.



Sadler was a three-year letterwinner and all-state linebacker at R.L. Turner High School and helped lead RLTHS to the state semifinals in 1966. He played freshman football at Oklahoma under head coach Chuck Fairbanks in 1967, before lettering for two seasons at Northeastern State University in Tahlequah, Okla.

Sadler earned his bachelor's degree in education from NSU in 1971 and received a master's degree in education from the University of Arkansas in 1972.

Sadler and his wife, Carla, reside in Lubbock. He has a daughter, Dustin Kate, who recently graduated from Trinity University in San Antonio.

COACHING EXPERIENCE

- 2003-: Texas Tech University – Defensive Ends
- 2001-02: Lake Travis High School – Head Coach
- 2000: Akins High School – Defensive Coordinator
- 1991-95: Northern Illinois University – Head Coach
- 1989-90: University of Oklahoma – Defensive Coordinator
- 1984-88: University of Oklahoma – Defensive Line
- 1983: University of Missouri – Linebackers
- 1979-82: Iowa State University – Defensive Line
- 1978: University of Oklahoma – Offensive Line
- 1975-77: Lamar Consolidated H.S. – Def. Coordinator
- 1972-75: R.L. Turner High School – Assistant Coach

POSTSEASON EXPERIENCE

- 2005 Cotton; 2004 Holiday; 2003 Houston; 1989 Citrus; 1988 Orange; 1987 Orange; 1986 Orange (National Champions); 1985 Orange; 1983 Holiday; 1977 Orange.




Charlie and Carla Sadler



Coaching Staff

Graduate Assistants



RYAN AYCOCK


Defense

Former Red Raider defensive standout Ryan Aycock returns to the Tech lineup as the graduate assistant on defense. Aycock graduated from Texas Tech in 2003 following an outstanding four-year run as a safety in the Tech secondary. He spent the last two years as a pharmaceutical sales rep.

Aycock's responsibilities include assisting with coaching the linebackers, breaking down game film, preparing the scout team for weekly drills and assisting the defensive coaching staff on game days and during practice.

The Lubbock native and former Coronado High School all-district player finished his career with 11 interceptions, which ranks seventh all-time at Tech and 338 tackles, eighth all-time. His single-season high of 151 tackles still ranks among the top 10 season performances in school history, while his six picks during his senior campaign also is among the top 10.

Aycock, a three-time All-Big 12 performer, earned a degree in communication studies in 2003 and is currently pursuing his master's in interdisciplinary studies. He has a one-year-old daughter, Ally.



LINCOLN RILEY

Offense

Shortly after walking on as a quarterback to the Red Raider football team in 2003, Lincoln Riley made the switch to student coach and is now entering his first season as the graduate assistant for offense.

Riley assisted head coach Mike Leach as an undergraduate, breaking down game film and assisting Leach in offensive game planning. His role will continue to be much of the same with the additions of preparing the scout team each week for practice and assisting Coach Leach with the quarterbacks.

A 2002 graduate of Muleshoe High School in Muleshoe, Texas, Riley was a standout in football, basketball, and track, and led MHS to the state semifinals in 2000. He completed his degree in sports studies in 2005 and is currently pursuing a master's in interdisciplinary studies.



Support Staff



Jennie Bailey
Administrative Secretary

The 2006 season will mark Jennie Bailey's 20th working with Texas Tech football.

She handles the many duties that go with helping nine assistant coaches, two graduate assistants, several student aides, managers, trainers and, of course, more than 100 football players.

Bailey is the right arm to all of the assistant coaches in preparing scouting reports, depth charts and daily practice plans. The recruiting duties keep her busy year round. Bailey maintains lengthy mailing lists and data bases, spends countless hours preparing for official visits and works closely with Dennis Simmons in his duties.

She and her husband, Randy, have a son, Geoff.



Don Buck
Director of Football
Training Facilities
– Equipment Operations

Texas Tech veteran Don Buck is responsible for the running of equipment operations

and the Football Training Facility.

In his 23rd year, Buck is serving as director of equipment operations and has added the responsibilities of facilities to his resume for the last four years. He has also been named director of the 75,000 square foot, 20 million dollar Football Training Facility (FTF). He keeps a close watchful eye on the state-of-the-art building.

Buck also is in charge of a wide scale of duties from all projects for football, the FTF and the grass practice field, student manager program for baseball, men and women's track and field, volleyball, golf, softball and tennis. He also is responsible for the administration and supervision of all athletic award winners, and supervises the women's graduate assistant with the women's sports.

Buck has held the position of head football equipment manager for 21 of his 23 years and recently turned the reins for the daily operations of the equipment room over to assistant Jeff Jones.

The Dallas, Texas, native is a graduate of Lubbock Coronado High School and has been active in the Lubbock sports community for many years. He has served as a coach and administrator for Dixie and Western Little League, Pony League and Colt League baseball. Buck also has coached Lubbock AAU and BCI teams in both the Monterey Optimist Basketball League and the Lubbock Youth Football league.

Before joining the Tech staff, Buck served the university as a heating, air-conditioning and refrigeration mechanic.

Buck and his wife, Diana, have two sons, Shane and Cory, a grandson, Garrett (7), and a granddaughter Ava (2 year old).



Mark "Buzz" Chisum
Director of Sports
Medicine for Football

Mark Chisum, who handles many of the sports medicine duties for football,

is in his 11th year on the athletic training staff at Texas Tech.

From 1991 until 1996, Chisum was the head athletic trainer at South Plains College.

Chisum is a 1982 graduate of the University of Southwestern Louisiana. He completed his master's degree in physical education at Sul Ross State in 1995.

A native of Brownfield, Texas, Chisum has a varied background in athletic training. He worked in the NFL for the Houston Oilers from 1985-87 as an assistant trainer.

Chisum also has considerable track and field training experience. In 1993, he worked with the U.S. National Junior squad and the NCAA Division II Championships and has annually worked with the NJCAA Track and Field Championships since 1984. In 1996, Chisum served as an athletic trainer at the ARCO Olympic Training Center. He also is a member of the Texas State Athletic Trainers Association (TSATA).

He has been involved as an associate athletic trainer with the Justin Sports Medicine Program, which covers professional rodeo and bull riding events.

Chisum is a member of the National Athletic Trainers Association and the Southwest Athletic Trainers Association.

He and his wife, Diane, reside in Lubbock with their two basset hounds, Bess and Elvis, and two cats, Punkin and Miss Kitty.



Benny Conger
Assistant Football
Equipment Manager

Benny Conger is in his second season as Assistant Equipment Manager for Football.

Conger assists Jeff Jones and Zane Perry on the day-to-day equipment operations, set up of game day, and supervision of the Student Manager program daily. He also assists on all practices set-ups and equipment.

Conger is a valuable addition to the equipment staff with previous experience as a student manager at Howard Junior College and Texas Tech. A graduate of Monterey High School in 1999, he became a football and baseball manager at Texas Tech. There he helped in both sports until moving to Howard Junior College and running the baseball program.

Conger is engaged to Greta Todd and lives in Lubbock.



Robbie Crowell
Manager of Internal
Equipment Operations

Former Texas Tech student football manager Robbie Crowell is in his eighth season as an assistant equipment manager and has been named manager of the Football Training Facility.

Crowell oversees the daily operations of the Football Training Facility & grass practice fields. His many duties include assisting with the Student-Athlete Letter Award Program, supervision of the graduate assistant for women's sports and the student manager program for baseball, track and field, volleyball, gold, softball and tennis.

He also assists with special projects with the FTF and football, ensuring that the home and visitor's locker rooms are prepared for game day at Jones AT&T Stadium, as well as set up of game day communications for the Red Raider coaching staff.

The 1992 Texas Tech marketing graduate served as a student manager for the Red Raider football program for five years. He is a 1987 graduate of Coronado High School, where he played baseball and served as a manager for the Mustang football team. Crowell also served as clubhouse manager for the Lubbock Crickets Baseball Team in 1995.

A native of Lubbock, Crowell is active with youth baseball and football programs. He is also an umpire in the Little League State Baseball Tournament for the junior and senior leagues and for the Texas Association of Sports Officials.

He and his wife, Sonia, have a son, Cody (8), and a daughter, Robyn (2).

Coaching Staff

Support Staff



David Emerick
Manager of Player
Personnel

David Emerick enters his third season as a member of the Red Raider Football support staff and second as manager of player personnel. He served as unit coordinator during his first season.

Among Emerick's responsibilities are scheduling correspondence with high school coaches and prospects, assist in the organization and execution of the Mike Leach Football Camps. Additionally, Emerick conducts tours of the athletics facilities, organizes high school prospect tapes for distribution to coaches and assists Director of Quality Control Dennis Simmons in his daily duties.

Emerick, a 2002 political science graduate of the University of Kentucky, was a college scouting intern with the Houston Texans during the franchise's first two seasons in 2002 and 2003. Prior to his stint with the Texans, Emerick was the recruiting and football operations intern at Kentucky while in school during the 1997-2001 seasons, which saw the Wildcats advance to the 1998 Outback Bowl and 1999 Music City Bowl. Among the coaches on the UK football staff during Emerick's five seasons were current Red Raider head coach Mike Leach and Red Raider wide receivers coach Sonny Dykes.

Emerick is a graduate of Catholic Memorial High School in his hometown of Waukesha, Wis., and prepped in football, basketball and baseball.



David Houglan
Director of Sports
Broadcasting

David Houglan, who serves as the Director of Sports Broadcasting, is in his 13th year with the Red Raiders. He and his staff coordinate the video needs for all 17 of Tech's intercollegiate sports, while also producing Red Raider Sports with Mike Leach, The Bob Knight Show, and Red Raider Sports with Larry Hays. Additionally, Houglan oversees the video content on the athletic department website, the webcasting of Tech sporting events, production of three video screens and the Texas Tech Television Network.

Under Houglan's guidance, Texas Tech became

the only university in the Big 12 Conference with the capabilities to run three video boards from one remote location. Houglan designed and oversaw the installation of the fiber optic network and state-of-the-art control room that allows him to run video screens located in Jones AT&T Stadium, the United Spirit Arena and Dan Law Field. With these capabilities, he creates the game-day productions for football, baseball, men's and women's basketball, volleyball and other entertainment events held at Tech's athletic venues. During basketball and baseball seasons, Houglan supervises the production of home and away games for broadcast as part of the Texas Tech Television Network.

He and his staff work closely with Red Raider football throughout the year, filming practices, shooting home and away games, and producing various video packages utilized by the staff for scouting and game preparation.

A native of Houston, Houglan serves as Texas Tech's liaison with the national television networks in preparation for numerous Red Raider and Lady Raider telecasts. He also coordinates the production of highlight tapes for coaches, television networks, and other media services, as well as various Red Raider Club functions.

Houglan served as a video student assistant at Texas Tech before graduating in 1993. He worked in production at Cox Cable in Lubbock and John Crowe Productions in Houston before his current position was created in 1994. Houglan and his wife, Michelle, reside in Lubbock. He also has a daughter, Ashley, who recently graduated from Texas Tech.



Jeff Jones
Head Football Equipment
Manager

Texas Tech Head Football Equipment Manager Jeff Jones is responsible for insuring that all of the Red Raider players' are properly equipped.

Jones, in his second season as head equipment manager, handles the entire football equipment duties for approximately 130 student-athletes, which includes supervision of his full-time assistants and student manager program. He is in charge of a wide scale of duties ranging from ordering and inventory of equipment to traveling in advance with the equipment for game day set-up.

Jones started in 1996 as a student manager for Texas Tech Football and later began working with the baseball program. He became an assistant soon after graduating with a major in ESS at Texas Tech in May 2003. He is a graduate of New Deal High School and lives in Lubbock.



Jake Manzelmann
Assistant Strength and
Conditioning Coach

Jake Manzelmann enters year two as a member of the football strength and conditioning staff. The 2000 graduate of Northeastern University in Tahlequah, Okla., came to Texas Tech after serving as a graduate assistant at Oklahoma State University for a year.

Manzelmann began his career in 2003 as a volunteer at Northeastern University in Boston, where he worked with the men and women's ice hockey, football and women's basketball teams. Following a year in Beantown, he made his way to Stillwater, where he worked with football and assisted with all women's sports and wrestling, before heading to Texas Tech.

A three-year defensive end at Northeastern University in Oklahoma, Manzelmann graduated with a degree in pre-law and a minor in political science. He attended OSU's graduate school for exercise science and is continuing his master's at Texas Tech.

Manzelmann is a Certified Strength and Conditioning Specialist through the National Strength and Conditioning Association (ASCA), Strength and Conditioning Coach Certified through the Collegiate Strength and Conditioning Coaches Association and National Academy of Sports Medicine.





Tommy McVay Director of Football Operations

Tommy McVay is in his 10th year as Texas Tech's director of football operations.

Named to his current post in September 1997, he oversees many of the administrative duties for Red Raider football.

McVay is a 1967 graduate of Southeastern Oklahoma State University and also received his master's degree from the school a year later. He began his career as head basketball coach and assistant football coach in Waynoka, Okla., from 1968-70. He spent 13 years as athletic director and head football coach on the high school level in Kansas before moving to college as an assistant coach at Kansas State.

McVay compiled a 100-36-2 record in 13 years as a high school head football coach. His football and track teams at Protection (Kan.) High School captured state runner-up honors in 1972. His football team at Derby (Kan.) High School also finished as state runner-up in 1975. He is a past president of the Kansas Coaches Association and was selected to coach in the Kansas East-West Shrine Game.

McVay was a three-year basketball letterman at Southeastern Oklahoma and also was a three-time conference champion in the 440-yard run. McVay finished among the top 16 at the NAIA national championships in 1967.

McVay and his wife, Chele, have two daughters, Kelly and Heather, and three grandchildren.



Zane Perry Assistant Football Equipment Manager

Zane Perry joined the football equipment family upon graduation in December 2005.

Perry's responsibilities include assisting Jeff Jones and Benny Conger with all aspects of the football program. He handles coaches, support staff, and helps with game day operations. He also coordinates the coaches' game day setup and assists with play charts for game days. Perry also helps with all aspects of practices and equipment operations.

Perry joined the athletic staff after graduating from

Texas Tech University with a degree in Exercise and Sports Sciences. During his tenure as a student, he interned for the Carolina Panthers for two summer training camps. A graduate of Monterey High School in 1999, he joined the student equipment staff and soon became valuable to the football program.

Perry is engaged to Erica Finlayson and lives in Lubbock.



Steve Pincock Head Football Athletic Trainer

Steve Pincock is in his fifth season with the Red Raider football program. Pincock came to Tech from BYU,

where he was the head men's basketball, head baseball and assistant football athletic trainer for nine years.

Pincock was the head athletic trainer and strength coach at Snow College (Ephriam, Utah) for three years before returning to BYU in 1993. Pincock graduated from Ricks College (Rexburg, Idaho) and from BYU in 1990. He was a three-time All-American power lifter at BYU.

Additional experience includes an internship in the NFL with the New York Giants and the 1996 Olympic Games in Atlanta as a baseball athletic trainer. His hobbies include water and snow sports.

He and his wife, Cecilia, have a son Caleb (13) and a daughter Marisa (8).



Patty Ross Assistant to Mike Leach/Director of Financial Operations

Few, if any people, know as much about Red Raider football as Patty Ross does.

After graduating from Western Texas College, Ross attended Texas Tech University, where she has served the athletic department for the past 31 years.

By coordinating many speaking engagements, charity outings, media interviews and the other demands surrounding Texas Tech football and a high-profile head coach, Ross keeps close tabs on head coach Mike Leach's schedule as well as overseeing many administrative duties for Red Raider Football. As Director of Financial Operations, she oversees all financial transactions for the football office, weight room, football training facility and the program. She also handles all accounting of camps, clinics and banquets.

Ross began her association with Texas Tech football during the Steve Sloan era. She has worked for six head coaches - Steve Sloan, Rex Dockery, Jerry Moore, David McWilliams, Spike Dykes, and now Mike Leach.

She and her husband, Jay, have three children, Ben, Haleigh and Heath.



Jacob Saye Video Operations Coordinator

Jacob Saye begins his seventh year as a member of the video operations staff at Texas Tech.

Saye's responsibilities encompass all video needs for the football program, including breakdown of opponent video, shooting practice drills and games, producing gameday highlight videos and overseeing a student staff that aids in all aspects.

While growing up in a military family, Saye spent two of his high school years in Germany, before returning to San Antonio for his junior and senior years. A graduate of San Antonio Community College, Saye has a bachelor's degree in radio, television and film.

Saye moved to Lubbock in 1996 from San Antonio and began working in news production as a photojournalist until joining Tech in 1999.

Saye and his wife, Jacye, have a son, Noah.



Support Staff



Dennis Simmons
Assistant AD/Director of Quality Control

A former three-year starter at Brigham Young University, Dennis Simmons enters his seventh season as assistant athletics director/director of quality control at Texas Tech.

Simmons' responsibilities include scheduling and coordinating recruit visits, serving as editor of The Red Raider Report and coordinating the Texas Tech Football Camps.

Simmons came to Texas Tech from Cornell University. Prior to Cornell, Simmons served as an assistant coach at his alma mater, BYU, in 1997, where he worked with the offensive line and special teams.

Simmons graduated from BYU in December 1996 with a Bachelor of Arts degree in broadcast communications. Twice named to the dean's list, Simmons earned four letters and was a three-year starter at outside linebacker. He helped the Cougars win four-straight Western Athletic Conference titles and played in four bowl games, including the Cotton Bowl, Copper Bowl, Holiday Bowl and Aloha Bowl.

A native of Memphis, Tenn., Simmons earned his master's degree in educational leadership in August 1999 from BYU. He served as an NFL Minority Fellowship intern with the Buffalo Bills during the summer of 1999. Simmons and his wife, Kristy, were married in July.



Aaron Uzzell
Assistant Strength Coach

Aaron Uzzell enters his ninth season as assistant strength coach at Texas Tech. Uzzell's primary responsibilities include working with football and volleyball.

While working with the football program, Uzzell is responsible for implementing "Muscle Beach," a conditioning workout geared to aid in the reconditioning of Tech Football's injured student-athletes. He is a certified member of the

Collegiate Strength & Conditioning Coaches Association (CSCC).

Uzzell also consults area high schools concerning their strength and conditioning programs.

A 1992 graduate of Sanford Fritch High School, Uzzell received his bachelor's degree in exercise sport science in 1997. He and his wife, Amy, reside in Lubbock, and have infant twin sons, Aiden and Archer.



Laura Vandergriff
Administrative Business Assistant

Lifelong Lubbock resident Laura Vandergriff begins her second season with the Texas Tech Football office as an administrative business assistant to Patty Ross.

Hired in June 2005, Vandergriff's responsibilities include coordinating recruiting travel for the coaches, preparing and submitting expense reports for coaches' travels, assisting with all camps and clinics and various other tasks as assigned.

Vandergriff is a 1994 graduate of Frenship High School in Wolfforth. She and her husband, Greg, have two sons, Nixon (6) and Ethan (2).



LaVell "Dinky" Williams
Assistant Strength and Conditioning Coach

Dinky Williams joined the Texas Tech Football coaching staff prior to the 2005 season as an assistant strength and conditioning coach for Texas Tech Football. In addition to working with Texas Tech Football Dinky Williams served as an intern with the Dallas Cowboys during the 2004-05 season and as an assistant to Tony Ollison with the Dallas Desperados Arena Football Team during the same season.

Williams arrived in Dallas after spending a year in Rio Grande Valley where he served as the head strength and conditioning coach for the Arena II Rio Grande Valley Dorados. Outside of football Williams

served as a manager at a private health club in Lubbock, where he trained athletes returning to Arena and Canadian Football. Williams also worked as a psychiatric child care specialist in Lubbock from 1999-2004.

Williams received an Associated Certificate from the University of Houston in Alcohol and Substance Abuse Counseling before receiving a bachelor's degree in human development and family studies and psychology from Texas Tech University.

During his undergraduate years, he was a reserve running back for Texas Tech from 1989-1994 and was also a competitive weight lifter, setting several world records in his weight class in the bench press from 1998-2003, with his best lift being 452 pounds. Williams has also placed first in several bench press competitions from 1996-2004 and is currently ranked #28 out of the top 100 lifters in the 165-pound division, according to the National Athletic Strength Association of Texas.



Bennie Wylie
Head Strength and Conditioning Coach

Bennie Wylie is in his third season at Texas Tech and first as the athletics department's head strength and conditioning coach.

Wylie's presence has been felt from the beginning and he has quickly established himself as one of the top strength coaches in the country. His training methods and dedication to the student-athlete has garnered national attention and has helped him earn the respect of those who work with him.

Prior to his appointment at Texas Tech, Wylie was an assistant strength and conditioning coach with the Dallas Cowboys for four seasons. He also worked with head rehab trainer Britt Brown and helped implement rehabilitation for all injured players.

In addition to working with the Cowboys, Wylie also spent the 2002 spring season heading the strength and conditioning program for the Dallas Desperados arena football team, a property of the Dallas Cowboys.

Wylie and his wife, Jennifer, are the proud parents of twins, Braden and Caden, born in December 2005.

2006 *Opponents*



Opponents

SMU



Game 1 • Sept. 2 • Lubbock

GENERAL INFORMATION

Location Dallas, Texas
Founded 1911
Enrollment 10,901
Nickname Mustangs
Colors Red & Blue
Conference Conference USA
Stadium Gerald J. Ford Stadium
Capacity 32,000
President Dr. R. Gerald Turner
Athletics Director Steve Orsini

TEAM INFORMATION

Head Coach Phil Bennett
Alma Mater Texas A&M, 1978
2005 Record/Conference 5-6/4-4
2005 Conference Finish T-3rd (West)
2005 Bowl N/A
Final AP Rank N/A
Starters Ret/Lost 14/10
Lettermen Ret/Lost 42/14
Offensive System Multiple/Spread
Defensive System 4-3

MEDIA RELATIONS

FB Director Brad Sutton
Office (214) 768-2883
Cell (214) 914-8705
E-Mail bsutton@smu.edu
FB Assistant Herman Hudson
E-Mail hermanh@smu.edu
SID Fax (214) 768-2044
Press Box Phone (214) 768-7730
Web www.smumustangs.com

2006 SCHEDULE

Sept. 2 at Texas Tech
Sept. 9 at North Texas
Sept. 16 Sam Houston State
Sept. 23 Arkansas State
Sept. 30 at Tulane
Oct. 7 at UTEP
Oct. 14 Marshall
Oct. 21 at East Carolina
Oct. 31 UAB
Nov. 11 Houston
Nov. 18 Tulsa
Nov. 25 at Rice

UTEP



Game 2 • Sept. 9 • El Paso

GENERAL INFORMATION

Location El Paso, Texas
Founded 1914
Enrollment 19,264
Nickname Miners
Colors Dark Blue & Orange
Conference Conference USA
Stadium Sun Bowl
Capacity 51,500
President Dr. Diana Natalicio
Athletics Director Bob Stull

TEAM INFORMATION

Head Coach Mike Price
Alma Mater Puget Sound, 1969
2005 Record/Conference 8-4/5-3
2005 Conference Finish 2nd (West)
2005 Bowl GMAC Bowl
Lost to Toledo, 45-13
Final AP Rank N/A
Starters Ret/Lost 19/5
Lettermen Ret/Lost 47/21
Offensive System One Back
Defensive System 4-3

MEDIA RELATIONS

FB Director Jeff Darby
Office (915) 747-6652
Cell (915) 204-0642
E-Mail jdarby@utep.edu
FB Assistant Charles Staniszewski
E-Mail stanca@utep.edu
SID Fax (915) 747-5444
Press Box Phone (915) 747-5154
Web www.utepathletics.com

2006 SCHEDULE

Aug. 31 at San Diego State
Sept. 9 Texas Tech
Sept. 23 at New Mexico
Sept. 30 New Mexico State
Oct. 7 SMU
Oct. 14 Tulane
Oct. 21 at Houston
Oct. 27 at Tulsa
Nov. 4 Rice
Nov. 10 at UAB
Nov. 18 at Marshall
Nov. 25 Memphis



TCU



Game 3 • Sept. 16 • Fort Worth

GENERAL INFORMATION

Location Fort Worth, Texas
 Founded 1873
 Enrollment 8,632
 Nickname Horned Frogs
 Colors Purple & White
 Conference Mountain West
 Stadium Amon G. Carter
 Capacity 44,008
 Chancellor Dr. Victor J. Boschini
 Athletics Director Dr. Daniel B. Morrison

TEAM INFORMATION

Head Coach Gary Patterson
 Alma Mater Kansas State, 1983
 2005 Record/Conference 11-1/8-0
 2005 Conference Finish 1st
 2005 Bowl Houston Bowl
 Defeated Iowa State, 27-24
 Final AP Rank 11
 Starters Ret/Lost 21/11
 Lettermen Ret/Lost 54/21
 Offensive System Multiple
 Defensive System 4-2-5

MEDIA RELATIONS

FB Director Mark Cohen
 Office (817) 257-5394
 Cell (817) 343-2017
 E-Mail m.cohen@tcu.edu
 FB Assistant TBA
 E-Mail TBA
 SID Fax (817) 257-7964
 Press Box Phone (817) 257-7981 or 7982
 Web www.GoFrogs.com

2006 SCHEDULE

Sept. 2 at Baylor
 Sept. 9 UC Davis
 Sept. 16 Texas Tech
 Sept. 28 BYU
 Oct. 5 at Utah
 Oct. 21 at Army
 Oct. 28 Wyoming
 Nov. 4 at UNLV
 Nov. 11 at New Mexico
 Nov. 18 San Diego State
 Nov. 25 at Colorado State
 Dec. 2 Air Force

Southeastern Louisiana



Game Four • Sept. 23 • Lubbock

GENERAL INFORMATION

Location Hammond, LA
 Founded 1925
 Enrollment 15,622
 Nickname Lions
 Colors Green and Gold
 Conference Southland
 Stadium Strawberry Stadium
 Capacity 9,708
 President Dr. Randy Moffett
 Athletics Director Dennis Roland (interim)

TEAM INFORMATION

Head Coach Dennis Roland
 Alma Mater Boston, 1978
 2005 Record/Conference 4-6/2-4
 2005 Conference Finish T5
 2005 Bowl NA
 Final AP Rank NA
 Starters Ret/Lost 18/14
 Lettermen Ret/Lost 41/19
 Offensive System Air Raid
 Defensive System 3-4

MEDIA RELATIONS

FB Director Dart Volz
 Office (985) 549-2142
 Cell (985) 507-1891
 E-Mail dvolz@selu.edu
 FB Assistant Matt Sullivan
 E-Mail rsullivan@selu.edu
 SID Fax (985) 549-3773
 Press Box Phone (985) 549-2444 or 2443
 Web www.LionSports.net

2006 SCHEDULE

8/31 at New Mexico State
 9/9 at Southern Miss
 9/16 Jacksonville
 9/23 at Texas Tech
 9/30 Gardner-Webb
 10/7 at Nicholls State
 10/14 Northwestern State
 10/21 at Texas State
 10/28 Stephen F. Austin
 11/4 at McNeese State
 11/11 Sam Houston State



Opponents

Texas A&M



Game 5 • Sept. 30 • College Station

GENERAL INFORMATION

Location College Station, Texas
Founded 1872
Enrollment 46,587
Nickname Aggies
Colors Maroon & White
Conference Big 12
Stadium Kyle Field
Capacity 82,600
President Dr. Robert M. Gates
Athletics Director Bill Byrne

TEAM INFORMATION

Head Coach Dennis Franchione
Alma Mater Pittsburg State, 1973
2005 Record/Conference 5-6/3-5
2005 Conference Finish 4th (South)
2005 Bowl N/A
Final AP Rank N/A
Starters Ret/Lost 15/11
Lettermen Ret/Lost 47/25
Offensive System Multiple Pro-Sets
Defensive System Multiple

MEDIA RELATIONS

FB Contact Brad Marquardt
Office (979) 845-5725
Cell (979) 229-8651
E-Mail bmarquardt@athletics.tamu.edu
FB Contact Steve Miller
E-Mail steve@athletics.tamu.edu
SID Fax (979) 845-0564
Press Box Phone (979) 845-4526
Web www.aggieathletics.com

2006 SCHEDULE

Sept. 2 The Citadel
Sept. 9 Louisiana-Lafayette
Sept. 16 vs. Army (San Antonio)
Sept. 23 Louisiana Tech
Sept. 30 Texas Tech
Oct. 7 at Kansas
Oct. 14 Missouri
Oct. 21 at Oklahoma State
Oct. 28 at Baylor
Nov. 4 Oklahoma
Nov. 11 Nebraska
Nov. 24 at Texas

Missouri



Game 6 • Oct. 7 • Lubbock

GENERAL INFORMATION

Location Columbia, Mo.
Founded 1839
Enrollment 27,088
Nickname Tigers
Colors Old Gold & Black
Conference Big 12
Stadium Faurot Field/Memorial Stadium
Capacity 68,349
Chancellor Dr. Brady J. Deaton
Athletics Director Mike Alden

TEAM INFORMATION

Head Coach Gary Pinkel
Alma Mater Kent State, 1973
2005 Record/Conference 7-5/4-4
2005 Conference Finish 2nd (North)
2005 Bowl Independence Bowl
Defeated South Carolina, 38-31
Final AP Rank N/A
Starters Ret/Lost 17/7
Lettermen Ret/Lost 36/19
Offensive System Spread
Defensive System 4-3

MEDIA RELATIONS

FB Director Chad Moller
Office (573) 882-0712
Cell (573) 268-3110
E-Mail mollerc@missouri.edu
FB Assistant Josh Murray
E-Mail murrayjos@missouri.edu
SID Fax (573) 882-4720
Press Box Phone (573) 882-7311
Web www.mutigers.com

2006 SCHEDULE

Sept. 2 Murray State
Sept. 9 Mississippi
Sept. 16 at New Mexico
Sept. 23 Ohio
Sept. 30 Texas Tech
Oct. 7 at Texas Tech
Oct. 14 at Texas A&M
Oct. 21 Kansas State
Oct. 28 Oklahoma
Nov. 4 at Nebraska
Nov. 18 at Iowa State
Nov. 25 Kansas



Colorado



Game 7 • Oct. 14 • Boulder, Colo.

GENERAL INFORMATION

Location Boulder, Colo.
 Founded 1876
 Enrollment 27,624
 Nickname Buffaloes
 Colors Silver, Gold & Black
 Conference Big 12
 Stadium Folsom Field
 Capacity 53,750
 President Hank Brown
 Athletics Director Mike Bohn

TEAM INFORMATION

Head Coach Dan Hawkins
 Alma Mater UC-Davis, 1984
 2005 Record/Conference 7-6/5-3
 2005 Conference Finish 1st (North)
 2005 Bowl Champs Sports Bowl
 Lost to Clemson, 19-10
 Final AP Rank N/A
 Starters Ret/Lost 12/8
 Lettermen Ret/Lost 46/21
 Offensive System Multiple
 Defensive System 4-3

MEDIA RELATIONS

FB Director David Plati
 Office (303) 492-5626
 Cell (303) 944-7272
 E-Mail david.plati@colorado.edu
 FB Assistant Erich Schubert
 E-Mail erich.schubert@colorado.edu
 SID Fax (303) 492-3811
 Press Box Phone (303) 492-5626, 3209
 Web www.cubuffs.com

2006 SCHEDULE

Sept. 2 Montana State
 Sept. 9 Colorado State (Denver)
 Sept. 16 Arizona State
 Sept. 23 at Georgia
 Sept. 30 at Missouri
 Oct. 7 Baylor
 Oct. 14 Texas Tech
 Oct. 21 at Oklahoma
 Oct. 28 at Kansas
 Nov. 4 Kansas State
 Nov. 11 Iowa State
 Nov. 24 at Nebraska

Iowa State



Game 8 • Oct. 21 • Ames, Iowa

GENERAL INFORMATION

Location Ames, Iowa
 Founded 1858
 Enrollment 23,709
 Nickname Cyclones
 Colors Cardinal & Gold
 Conference Big 12
 Stadium Jack Trice Stadium
 Capacity 46,721
 President Dr. Gregory L. Geoffroy
 Athletics Director Jamie Pollard

TEAM INFORMATION

Head Coach Dan McCarney
 Alma Mater Iowa, 1975
 2005 Record/Conference 7-5/4-4
 2005 Conference Finish t2nd (North)
 2005 Bowl Houston Bowl
 Lost to TCU, 27-24
 Final AP Rank N/A
 Starters Ret/Lost 16/6
 Lettermen Ret/Lost 28/21
 Offensive System Pro-set
 Defensive System 4-3

MEDIA RELATIONS

FB Director Tom Kroeschell
 Office (515) 294-3372
 Cell (515) 460-5834
 E-Mail tkroesch@iastate.edu
 FB Assistant Mike Green
 E-Mail mgreen@iastate.edu
 SID Fax (515) 294-0558
 Press Box Phone (515) 294-8443
 Web www.cyclones.com

2006 SCHEDULE

Aug. 31 Toledo
 Sept. 9 UNLV
 Sept. 16 at Iowa
 Sept. 23 at Texas
 Sept. 30 Northern Iowa
 Oct. 7 Nebraska
 Oct. 14 at Oklahoma
 Oct. 21 Texas Tech
 Oct. 28 at Kansas State
 Nov. 4 Kansas
 Nov. 11 at Colorado
 Nov. 18 Missouri



Opponents

2006 Bowl Information

Bowl Game	Date/Time (CT)	Site	Matchup	Network
San Diego Co. Credit Union Poinsetta Bowl	Dec. 19 / 7 p.m.	San Diego, Calif.	MWC vs. At-Large	ESPN2
GMAC Bowl	Dec. 20 / 7 p.m.	Mobile, Ala.	C-USA vs. MAC/WAC	ESPN
Pioneer PureVision Las Vegas Bowl	Dec. 21 / 7 p.m.	Las Vegas, Nev.	MWC vs. Pac-10	ESPN
New Orleans Bowl	Dec. 22 / 7 p.m.	New Orleans, La.	Sun Belt vs. C-USA	ESPN2
New Mexico Bowl	Dec. 23 / 3:30 p.m.	Albuquerque, N.M.	MWC vs. WAC	ESPN
Birmingham Bowl	Dec. 23 / Noon	Birmingham, Ala.	Big East vs. C-USA	ESPN2
Fort Worth Bowl	Dec. 23 / 7 p.m.	Fort Worth, Texas	C-USA vs. MWC	ESPN
Sheraton Hawaii Bowl	Dec. 24 / 7 p.m.	Honolulu, Hawaii	Pac-10 vs. WAC	ESPN
Motor City Bowl	Dec. 26 / 6:30 p.m.	Detroit, Mich.	Big Ten vs. MAC	ESPN
Independence Bowl	Dec. 27 / 3:30 p.m.	Shreveport, La.	Big 12 vs. SEC	ESPN
Emerald Bowl	Dec. 27 / 7 p.m.	San Francisco, Calif.	ACC vs. Pac-10	ESPN
Pacific Life Holiday Bowl	Dec. 28 / 8 p.m.	San Diego, Calif.	Big 12 vs. Pac-10	ESPN
Gaylord Hotels Music City Bowl	Dec. 29 / 1 pm.	Nashville, Tenn.	ACC vs. SEC	ESPN
AutoZone Liberty Bowl	Dec. 29 / 4:30 pm.	Memphis, Tenn.	C-USA vs. SEC	ESPN
Insight Bowl	Dec. 29 / TBA	Tempe, Ariz.	Big Ten vs. Big 12	NFL
Vitalis Sun Bowl	Dec. 29 / 1 p.m.	El Paso, Texas	Big 12/Big East/ND vs. Pac-10	CBS
Champs Sports Bowl	Dec. 29 / 7 p.m.	Orlando, Fla.	ACC vs. Big Ten	ESPN
Meineke Car Care Bowl	Dec. 30 / Noon	Charlotte, N.C.	ACC vs. Big East/Navy	ESPN
MasterCard Alamo Bowl	Dec. 30 / 4:30 pm.	San Antonio, Texas	Big Ten vs. Big 12	ESPN
Chick-fil-A Bowl	Dec. 30 / 7 p.m.	Atlanta, Ga.	ACC vs. SEC	ESPN
MPC Computers Bowl	Dec. 31 / 6:30 p.m.	Boise, Idaho	ACC vs. WAC	ESPN
Outback Bowl	Jan. 1 / 10 a.m.	Tampa, Fla.	Big Ten vs. SEC	ESPN
AT&T Cotton Bowl	Jan. 1 / 10:30 a.m.	Dallas, Texas	Big 12 vs. SEC	FOX
Toyota Gator Bowl	Jan. 1 / Noon	Jacksonville, Fla.	ACC vs. Big 12/Big East/ND	CBS
Capital One Bowl	Jan. 1 / Noon	Orlando, Fla.	Big Ten vs. SEC	ABC
Rose Bowl presented by Citi	Jan. 1 / 4 p.m.	Pasadena, Calif.	BCS vs. BCS	ABC
Tostitos Fiesta Bowl	Jan. 1 / 7:30 p.m.	Phoenix, Ariz.	BCS vs. BCS	FOX
FedEx Orange Bowl	Jan. 2 / 7 p.m.	Miami, Fla.	BCS vs. BCS	FOX
AllState Sugar Bowl	Jan. 3 / 7 p.m.	New Orleans, La.	BCS vs. BCS	FOX
International Bowl	Jan. 6 / 11 a.m.	Toronto, Ontario	Big East vs. MAC	ESPN2
BCS National Championship	Jan. 8 / 7 p.m.	Phoenix, Ariz.	BCS #1 vs. BCS #2	FOX



Opponents

Composite Schedule

	SMU	UTEP	TCU	SE Louisiana	Texas A&M	Missouri
Sept. 2	at Texas Tech (Lubbock)	at San Diego St. (San Diego)	at Baylor (Waco)	at New Mexico St. (Las Cruces) Aug. 31	vs. The Citadel (College Station)	vs. Murray State (Columbia)
Sept. 9	at North Texas (Denton)	vs. Texas Tech (El Paso)	vs. UC_Davis (Fort Worth)	at Southern Miss (Hattiesburg)	vs. UL-Lafayette (College Station)	vs. Mississippi (Columbia)
Sept. 16	vs. Sam Houston St. (Dallas)	Open	vs. Texas Tech (Fort Worth)	vs. Jacksonville (Hammond)	vs. Army (San Antonio)	at New Mexico (Albuquerque)
Sept. 23	vs. Arkansas State (Dallas)	at New Mexico (Albuquerque)	Open	at Texas Tech (Lubbock)	vs. Louisiana Tech (College Station)	vs. Ohio (Columbia)
Sept. 30	at Tulane (New Orleans)	vs. New Mexico St. (El Paso)	vs. BYU (Fort Worth)	vs. Gardner-Webb (Hammond)	vs. Texas Tech (College Station)	vs. Colorado (Columbia)
Oct. 7	at UTEP (El Paso)	vs. SMU (El Paso)	at Utah (Salt Lake City) Oct. 5	at Nicholls State (Thibodaux, LA)	at Kansas (Lawrence)	at Texas Tech (Lubbock)
Oct. 14	vs. Marshall (Dallas)	vs. Tulane (El Paso)	Open	vs. Northwestern St. (Hammond)	vs. Missouri (College Station)	at Texas A&M (College Station)
Oct. 21	at East Carolina (Greensboro, NC)	at Houston (Houston)	at Army (West Point, NY)	at Texas State (San Marcos)	at Oklahoma State (Stillwater)	vs. Kansas State (Columbia)
Oct. 28	vs. UA (Dallas)	at Tulsa (Tulsa)	vs. Wyoming (Fort Worth)	vs. Stephen F. Austin (Hammond)	at Baylor (Waco)	vs. Oklahoma (Columbia)
Nov. 4	Open	vs. Rice (El Paso)	at UNLV (Las Vegas)	at McNeese State (Lake Charles, LA)	vs. Oklahoma (College Station)	at Nebraska (Lincoln)
Nov. 11	vs. Houston (Dallas)	at UAB (Birmingham, AL) Nov. 10	at New Mexico (Albuquerque)	vs. Sam Houston St. (Hammond)	vs. Nebraska (College Station)	Open
Nov. 18	Tulsa (Dallas)	at Marshall (Huntington, WV)	vs. San Diego State (Fort Worth)		Open	at Iowa State (Ames)
Nov. 25	at Rice (Houston)	vs. Memphis (El Paso)	at Colorado State (Fort Collins)		at Texas (Austin) Nov. 24	vs. Kansas (Columbia)

	Colorado	Iowa State	Texas	Baylor	Oklahoma	Oklahoma State
Sept. 2	vs. Montana State (Boulder)	vs. Toledo (Ames) Aug. 31	vs. North Texas (Austin)	vs. TCU (Waco)	vs. UAB (Norman)	vs. Missouri State (Stillwater)
Sept. 9	vs. Colorado State (Denver)	vs. UNLV (Ames)	vs. Ohio State (Austin)	vs. Northwestern St. (Waco)	vs. Washington (Norman)	at Arkansas State (Jonesboro)
Sept. 16	vs. Arizona State (Boulder)	at Iowa (Ames)	at Rice (Houston)	at Washington St. (Pullman)	at Oregon (Eugene)	vs. Florida Atlantic (Stillwater)
Sept. 23	at Georgia (Athens)	at Texas (Austin)	vs. Iowa State (Austin)	vs. Army (Waco)	vs. Middle Tennessee (Norman)	at Houston (Houston)
Sept. 30	at Missouri (Columbia)	vs. Northern Iowa (Ames)	vs. Sam Houston St. (Austin)	vs. Kansas State (Waco)	Open	Open
Oct. 7	vs. Baylor (Boulder)	vs. Nebraska (Ames)	vs. Oklahoma (Dallas)	at Colorado (Boulder)	vs. Texas (Dallas)	at Kansas State (Manhattan)
Oct. 14	vs. Texas Tech (Boulder)	at Oklahoma (Norman)	vs. Baylor (Austin)	at Texas (Austin)	vs. Iowa State (Norman)	at Kansas (Lawrence)
Oct. 21	at Oklahoma (Norman)	vs. Texas Tech (Ames)	at Nebraska (Lincoln)	vs. Kansas (Waco)	vs. Colorado (Norman)	vs. Texas A&M (Stillwater)
Oct. 28	at Kansas (Lawrence)	at Kansas State (Manhattan)	at Texas Tech (Lubbock)	vs. Texas A&M (College Station)	at Missouri (Columbia)	vs. Nebraska (Stillwater)
Nov. 4	vs. Kansas State (Boulder)	vs. Kansas (Ames)	vs. Oklahoma State (Austin)	at Texas Tech (Lubbock)	at Texas A&M (College Station)	at Texas (Austin)
Nov. 11	vs. Iowa State (Boulder)	at Colorado (Boulder)	at Kansas State (Manhattan)	at Oklahoma State (Stillwater)	vs. Texas Tech (Norman)	vs. Baylor (Stillwater)
Nov. 18	Open	vs. Missouri (Columbia)	Open	vs. Oklahoma (Waco)	at Baylor (Waco)	at Texas Tech (Lubbock)
Nov. 25	at Nebraska (Lincoln) Nov. 24	Open	vs. Texas A&M (Austin) Nov. 24	Open	at Oklahoma State (Stillwater)	vs. Oklahoma (Stillwater)

2005 Season Review



2005 Season Review

Game 1

Texas Tech vs. Florida International

FIU-3
Tech-56

Saturday, September 10, 2005

Jones SBC Stadium • Lubbock, Texas • Attendance: 50,156

Team Statistics	FIU	Tech
First Downs	26	32
Rushing	38-135	23-135
Passing	26-42-0	36-45-0
Passing Yards	214	518
Total Offense	80-349	68-653
Fumbles-Lost	2-2	2-0
Penalties	9-76	15-128
Punts-Avg	5-43.6	2-41.5
Punt Returns	1-0	3-57
Kickoff Returns	3-14.7	0-0
Possession Time	36:22	23:38
Third-Down Conversions	7-of-17	3-of-6
Fourth-Down Conversions	1-of-3	1-of-1
Red Zone Chances	1-of-5	5-of-5



VS.



Score by Quarters	1	2	3	4	Final
Florida Int'l	0	3	0	0	3
Texas Tech	14	14	7	21	56

Scoring Summary

Tm	Qtr	Time	Scoring play
TT	1st	08:24	Henderson 20 run
TT	1st	04:07	Amendola 7 pass/Hodges
TT	2nd	12:17	Hodges 17 run
FIU	2nd	06:49	Moss 36 FG
TT	2nd	04:38	Johnson 47 pass/Hodges
TT	3rd	06:28	Henderson 38 pass/Hodges
TT	4th	13:46	Amendola 39 pass/Hodges
TT	4th	09:19	Woods 7 run
TT	4th	05:14	Woods 2 run

INDIVIDUAL STATISTICS

FIU – Rushing: Reams 16-85-0, West 15-42-0, Gorman 4-10-0, Padrick 3-(-2)-0. Passing: Padrick 21-32-0-172-0, Kendrick 5-10-0-42-0. Receiving: Williams 7-74-0, Smith 7-45-0, McKinney 3-30-0, Hinton 2-17-0, Gorman 2-13-0, West 2-11-0, Rollins 1-12-0, Anderson 1-9-0, Eppinger 1-3-0. Tackles: Smith 9, Singleton 6, Bouie 6.
 Tech – Rushing: Henderson 8-67-1, Hodges 7-44-1, Woods 6-42-2, Filani 1-4-0. Passing: Hodges 29-37-0-454-4, Harrell 7-8-0-64-0. Receiving: R. Johnson 9-129-1, Amendola 5-91-2, Filani 4-78-0, Henderson 3-62-1, Douglas 3-49-0, Morris 3-37-0, M. Johnson 3-10-0, L.A. Reed 2-34-0, Walker 2-19-0, Woods 1-6-0, Houston 1-3-0. Tackles: Scott 8, Huffman, 7, Garcia 7.

Game 2

Texas Tech vs. Sam Houston State

SHSU-21
Tech-80

Saturday, September 17, 2005

Jones SBC Stadium • Lubbock, Texas • Attendance: 50,171

Team Statistics	SHSU	Tech
First Downs	19	40
Rushing	28-58	26-120
Passing	20-41-0	41-55-0
Passing Yards	195	650
Total Offense	69-253	81-770
Fumbles-Lost	1-1	1-0
Penalties	10-106	15-142
Punts-Avg	8-39.5	1-40.0
Punt Returns	0-0	4-46
Kickoff Returns	5-128	4-93
Possession Time	27:54	32:06
Third-Down Conversions	3-of-13	6-of-10
Fourth-Down Conversions	1-of-1	1-of-1
Red Zone Chances	3-of-3	10-of-10



VS.



Score by Quarters	1	2	3	4	Final
Sam Houston State	0	7	0	14	21
Texas Tech	28	21	17	14	80

Scoring Summary

Tm	Qtr	Time	Scoring play
TT	1st	12:56	Hicks 22 pass/Hodges
TT	1st	10:40	Henderson 3 run
TT	1st	06:15	Henderson 2 run
TT	1st	00:40	Hicks 1 pass/Hodges
TT	2nd	11:59	Filani 11 pass/Hodges
SH	2nd	09:33	Smith 19 yd run
TT	2nd	06:47	Amendola 13 pass/Hodges
TT	2nd	00:34	Henderson 2 run
TT	3rd	14:06	Filani 11 pass
TT	3rd	09:33	Trlica 20 FG
TT	3rd	03:24	Rawls 1 run
SH	4th	14:55	Godfrey 1 run
TT	4th	12:46	Woods 41 pass/Hodges
TT	4th	06:11	Morris 19 run
SH	4th	00:58	Wells 6 pass/Daugherty

INDIVIDUAL STATISTICS

SHSU – Rushing: Smith 4-28-1, Daugherty 3-15-0, Godfrey 8-12-1, Audelin 2-3-0, Jones 1-2-0, Baca 2-1-0, Pate 7-(-2)-0. Passing: Daugherty 13-25-0-157-1, Pate 7-16-0-38-0. Receiving: Roberts 4-50-0, Wells 4-29-1, Smith 3-15-0, Christian 2-42-0, Malone 2-28-0, Perry 2-14-0, Collins 2-5-0, Godfrey 1-12-0. Tackles: Jones 12, Garrett 9, Herron 8.
 Tech – Rushing: Henderson 10-56-3, Houston 1-19-0, Morris 1-19-1, Rawls 6-19-1, Woods 4-6-0, Hodges 3-5-0, Harrell 1-(-4)-0. Passing: Hodges 26-37-0-436-5, Harrell 14-17-0-208-1. Receiving: R. Johnson 8-209-0, Hicks 5-73-2, Amendola 4-49-1, Henderson 4-30-0, Filani 3-63-2, Olomua 3-54-0, M. Johnson 3-20-0, Rawls 3-16-0, Woods 2-50-1, L.A. Reed 2-24-0, Houston 1-44-0, Walker 1-7-0, R. Reed 1-6-0, Morris 1-5-0. Tackles: Slay 6, Parker 6, Session 4.

2005 Season Review

Game 3

Texas Tech vs. Indiana State

ISU-7
Tech-63

Saturday, September 24, 2005

Jones SBC Stadium • Lubbock, Texas • Attendance: 44,681

Team Statistics	ISU	Tech
First Downs	15	26
Rushing	39-148	23-242
Passing	16-32-0	34-47-1
Passing Yards	120	296
Total Offense	71-268	70-538
Fumbles-Lost	3-3	0-0
Penalties	8-52	10-86
Punts-Avg	11-33.7	5-45.0
Punt Returns	0-0	8-81
Kickoff Returns	5-63	1-23
Possession Time	31:16	28:44
Third-Down Conversions	5-of-16	5-of-10
Fourth-Down Conversions	0-of-0	0-of-0
Red Zone Chances	1-of-1	7-of-7



Score by Quarters	1	2	3	4	Final
Indiana State	0	0	0	7	7
Texas Tech	14	35	7	7	63

Scoring Summary

Tm	Qtr	Time	Scoring play
TT	1st	07:32	Henderson 3 run
TT	1st	03:24	Henderson 44 run
TT	2nd	12:46	Henderson 6 run
TT	2nd	09:15	Hicks 10 pass/Hodges
TT	2nd	03:37	Filani 7 pass/Hodges
TT	2nd	03:28	R. Johnson 11 pass/Hodges
TT	2nd	01:24	Douglas 2 blkd punt return
TT	3rd	12:29	M. Johnson 9 pass/Harrell
IS	4th	04:12	Petrowski, Jami 5 yd pass
TT	4th	02:42	Woods 12 run

INDIVIDUAL STATISTICS

ISU – Rushing: Forte 17-65-0, Sample 8-55-0, Johnson 11-23-0, Baggett 3-5-0. Passing: Baggett 16-32-0-120-1. Receiving: Petrowski 5-44-1, Johnson 4-40-0, Naves 3-28-0, Forte 2-10-0, Hutcherson 2-(-2)-0. Tackles: Price 8, Bryant 6, Williams 5, English-Malone 5.
 Tech – Rushing: Henderson 10-141-3, Woods 6-79-1, Hodges 1-15-0, Rawls 4-13-0. Passing: Hodges 25-32-1-227-3, Harrell 9-15-0-69-1. Receiving: Filani 5-57-2, L.A. Reed 4-60-0, Hicks 4-44-1, Henderson 4-18-0, M. Johnson 3-27-1, Amendola 3-26-0, Olomua 2-14-0, R. Johnson 2-12-0, Morris 2-12-0, S. Hodges 2-10-0, Douglas 1-9-0, Houston 1-8-0, R. Reed 1-(-1)-0. Tackles: Dixon 6, Shearer 5, Ratliff 4, Slay 4.

Game 4

Texas Tech vs. Kansas

KU-17
Tech-30

Saturday, October 1, 2005

Jones SBC Stadium • Lubbock, Texas • Attendance: 52,601

Team Statistics	KU	Tech
First Downs	19	24
Rushing	37-117	26-47
Passing	21-38-2	34-53-1
Passing Yards	154	333
Total Offense	75-271	79-380
Fumbles-Lost	6-1	4-2
Penalties	9-95	9-107
Punts-Avg	8-50.5	8-46.1
Punt Returns	6-75	4-14
Kickoff Returns	1-25	1-35
Possession Time	29:37	30:23
Third-Down Conversions	5-of-17	4-of-15
Fourth-Down Conversions	0-of-1	0-of-0
Red Zone Chances	3-of-3	4-of-4



Score by Quarters	1	2	3	4	Final
Kansas	0	0	14	3	17
Texas Tech	7	13	7	3	30

Scoring Summary

Tm	Qtr	Time	Scoring play
TT	1st	11:12	Hicks 4 pass/Hodges
TT	2nd	10:52	Trlica 41 FG
TT	2nd	10:48	Saldi 0 fumble recovery
TT	2nd	00:28	Trlica 39 FG
KU	3rd	12:52	Cornish 11 run
TT	3rd	10:20	Hodges 5 run
KU	3rd	01:13	Simmons 17 pass
KU	4th	14:45	Webb 27 FG
TT	4th	04:44	Trlica 46 FG

INDIVIDUAL STATISTICS

KU – Rushing: Cornish 17-111-1, Green 8-42-0, Herford 2-4-0, McAnderson 1-2-0, Barmann 4-(-19)-0, Luke 5-(-23)-0. Passing: Luke 13-27-2-109-1, Barmann 8-10-0-45-0, Herford 0-1-0-0-0. Receiving: Simmons 5-44-1, Murph 5-39-0, Henry 4-27-0, Fine 3-22-0, Cornish 2-19-0, Green 2-3-0. Tackles: Reid 9, Baines 6, Kemp 6.
 Tech – Rushing: Henderson 11-63-0, Filani 1-5-0, Amendola 1-(-6)-0, Hodges 13-(-15)-1. Passing: Hodges 34-52-1-333-1, R. Johnson 0-1-0-0-0. Receiving: Hicks 9-112-1, Henderson 9-43-0, R. Johnson 5-58-0, Filani 5-53-0, Amendola 4-57-0, Morris 1-7-0, M. Johnson 1-3-0. Tackles: Slay 9, Scott, 7, Dawson 7, Session 7.



2005 Season Review

Game 5

Texas Tech vs. Nebraska

Tech-34
NU-31

Saturday, October 8, 2005

Memorial Stadium • Lincoln, Nebraska • Attendance: 77,580

Team Statistics	Tech	NU
First Downs	23	22
Rushing	23-44	35-135
Passing	34-45-1	21-35-2
Passing Yards	368	229
Total Offense	68-412	70-364
Fumbles-Lost	2-1	5-3
Penalties	9-89	8-72
Punts-Avg	3-48-7	1-32.0
Punt Returns	0-0	2-43
Kickoff Returns	5-86	4-59
Possession Time	30:59	29:01
Third-Down Conversions	1-of-10	3-of-8
Fourth-Down Conversions	0-of-1	0-of-1
Red Zone Chances	5-of-6	5-of-5



Score by Quarters	1	2	3	4	Final
Texas Tech	7	14	6	7	34
Nebraska	0	14	7	10	31

Scoring Summary

TM	Qtr	Time	Scoring play
TT	1st	11:47	Henderson 23 pass/Hodges
TT	2nd	14:36	Filani 14 pass/Hodges
TT	2nd	09:25	Filani 19 pass/Hodges
NU	2nd	05:21	Glenn 5 run
NU	2nd	00:52	Glenn 1 run
TT	3rd	11:48	Trlica 37 FG
TT	3rd	07:31	Trlica 26 FG
NU	3rd	01:51	Nunn 15 pass
NU	4th	10:10	Nunn 4 pass
NU	4th	05:10	Congdon 27 FG
TT	4th	00:12	Filani 10 pass

INDIVIDUAL STATISTICS

Tech – Rushing: Henderson 11-50-0, Hodges 12-(-6)-0. Passing: Hodges 34-45-1-368-4. Receiving: Filani 11-163-3, Henderson 6-51-1, R. Johnson 6-40-0, Olomua 5-39-0, Hicks 4-59-0, Douglas 1-10-0, Amendola 1-6-0. Tackles: Slay 12, Meeks 10, Naziruddin 9.
 NU – Rushing: Ross 15-68-0, Glenn 12-39-2, Lucky 3-23-0, Jackson 1-4-0, Taylor 4-1-0. Passing: Taylor 21-35-2-229-2. Receiving: LeFlore 5-53-0, Ross 4-51-0, Nunn 3-39-2, Swift 3-24-0, Hardy 2-21-0, Mulkey 2-19-0, Fluellen 1-12-0, Phillips 1-10-0. Tackles: Bullocks 12, Tiedtke 7, Ruud 6, McKeon 6.

Game 6


Texas Tech vs. Kansas State

KSU-20
Tech-59

Saturday, October 15, 2005

Jones SBC Stadium • Lubbock, Texas • Attendance: 50,813

Team Statistics	KSU	Tech
First Downs	13	39
Rushing	31-114	25-15
Passing	14-25-1	47-72-2
Passing Yards	192	669
Total Offense	56-306	97-684
Fumbles-Lost	2-2	2-1
Penalties	6-76	5-45
Punts-Avg	6-39.0	3-39.7
Punt Returns	1-7	4-43
Kickoff Returns	6-204	2-44
Possession Time	25:56	34:04
Third-Down Conversions	3-of-13	9-of-16
Fourth-Down Conversions	0-of-0	0-of-0
Red Zone Chances	0-of-0	6-of-7



Score by Quarters	1	2	3	4	Final
Kansas State	3	10	7	0	20
Texas Tech	3	14	28	14	59

Scoring Summary

TM	Qtr	Time	Scoring play
TT	1st	11:47	Henderson 23 pass/Hodges
TT	1st	10:54	Trlica 26 FG
KS	1st	05:48	Snodgrass 43 FG
KS	2nd	10:36	Snodgrass 44 FG
TT	2nd	02:38	Henderson 4 run
KS	2nd	02:27	Nelson 80 pass/Evridge
TT	2nd	01:14	Johnson 34 pass/Hodges
TT	3rd	11:34	Hicks 20 pass
TT	3rd	03:51	Henderson 21 pass/Hodges
TT	3rd	02:49	Henderson 5 run
KS	3rd	02:37	Figurs 98 kick return
TT	3rd	00:34	Henderson 2 run
TT	4th	10:16	Filani 3 pass/Hodges
TT	4th	06:45	Henderson 39 pass/Hodges

INDIVIDUAL STATISTICS

KSU – Rushing: Evridge 12-64-0, Clayton 14-32-0, Fisher 5-18-0. Passing: Evridge 14-25-1-192-1. Receiving: Nelson 3-98-1, Mann 3-44-0, Moreira 3-31-0, Fisher 2-12-0, Dennis 1-9-0, Hausman 1-2-0, Clayton 1-(-4)-0. Tackles: Watts 9, Garvin 8, Archer 8.
 Tech – Rushing: Henderson 14-49-3, Filani 1-11-0, Woods 3-5-0, Hodges 5-(-39)-0. Passing: Hodges 44-65-2-643-5, Harrell 3-7-0-26-0. Receiving: Filani 10-255-1, Henderson 10-118-2, Hicks 9-105-1, R. Johnson 7-107-1, Olomua 4-22-0, Amendola 3-30-0, Morris 2-20-0, M. Johnson 2-12-0. Tackles: Slay 10, Meeks 6, Session 5.



2005 Season Review

Game 7


Texas Tech vs. Texas

Tech-17
Texas-52

Saturday, October 22, 2005

Royal-Texas Memorial Stadium • Austin, Texas • Attendance: 83,919

Team Statistics	Tech	UT
First Downs.....	29	21
Rushing.....	29-99	40-205
Passing.....	42-64-1	12-22-2
Passing Yards.....	369	239
Total Offense.....	93-468	62-444
Fumbles-Lost.....	1-1	1-0
Penalties.....	10-78	3-35
Punts-Avg.....	7-33.4	3-36.7
Punt Returns.....	1-6	5-123
Kickoff Returns.....	5-88	2-67
Possession Time.....	36:01	23:59
Third-Down Conversions.....	5-of-16	5-of-10
Fourth-Down Conversions.....	2-of-3	0-of-1
Red Zone Chances.....	3-of-4	5-of-6



Score by Quarters	1	2	3	4	Final
Texas Tech	7	3	7	0	17
Texas	10	21	14	7	52

Scoring Summary

TM	Qtr	Time	Scoring play
TT	1st	11:47	Henderson 23 pass/Hodges
UT	1st	10:40	Pino 40 FG
TT	1st	05:08	Henderson 3 pass/Hodges
UT	1st	01:12	Melton 1 run
TT	2nd	11:11	Trlica 32 FG
UT	2nd	08:58	Young 10 run
UT	2nd	06:41	Pittman 15 pass/Young
UT	2nd	01:57	Young 7 run
UT	3rd	13:42	Pittman 75 pass/Young
TT	3rd	08:39	Filani 6 pass/Hodges
UT	3rd	04:15	Young 10 run
UT	4th	06:30	Ogbonnaya 22 run

INDIVIDUAL STATISTICS

Tech – Rushing: Henderson 17-86-0, Hodges 12-13-0. Passing: Hodges 42-64-1-369-2. Receiving: Filani 9-82-1, R. Johnson 9-76-0, Henderson 8-59-1, Amendola 6-60-0, Hicks 5-63-0, Olomua 3-28-0, M. Johnson 1-2-0, Morris 1-(-1)-0. Tackles: Naziruddin 6, Meeks 6, Session 6.
UT – Rushing: S. Young 16-77-2, V. Young 7-45-1, Charles 7-39-0, Ogbonnaya 3-26-1, Melton 6-12-0, Taylor 1-6-0. Passing: V. Young 12-22-2-239-2. Receiving: Taylor 5-66-0, Pittman 3-138-2, Carter 3-24-0, Cosby 1-11-0. Tackles: Killebrew 13, Griffin 9, Huff 9

Game 8


Texas Tech vs. Baylor

Tech-28
BU-0

Saturday, October 29, 2005

Floyd Casey Stadium • Waco, Texas • Attendance: 43,525

Team Statistics	Tech	BU
First Downs.....	23	22
Rushing.....	22-111	40-121
Passing.....	22-44-2	21-38-3
Passing Yards.....	264	204
Total Offense.....	66-375	78-325
Fumbles-Lost.....	1-0	1-1
Penalties.....	12-87	9-75
Punts-Avg.....	5-41.0	6-42.2
Punt Returns.....	4-34	5-29
Kickoff Returns.....	0-0	4-93
Possession Time.....	25:38	34:22
Third-Down Conversions.....	5-of-14	6-of-17
Fourth-Down Conversions.....	1-of-1	2-of-3
Red Zone Chances.....	3-of-3	0-of-3



Score by Quarters	1	2	3	4	Final
Texas Tech	3	3	0	22	28
Baylor	0	0	0	0	0

Scoring Summary

TM	Qtr	Time	Scoring play
TT	1st	06:46	Trlica 33 FG
TT	2nd	14:04	Trlica 47 FG
TT	4th	10:32	Johnson 50 pass/Hodges
			Olomua 2-pt conv pass/Hodges
TT	4th	05:46	Henderson 2 run
TT	4th	02:48	Henderson 1 run

INDIVIDUAL STATISTICS

Tech – Rushing: Henderson 18-136-2, Hodges 3-(-4)-0. Passing: Hodges 22-44-2-264-1. Receiving: Hicks 7-115-0, Filani 4-50-0, R. Johnson 3-63-1, Henderson 3-14-0, Olomua 2-16-0, Schaefer 1-5-0, Amendola 1-4-0, Woods 1-(-3)-0. Tackles: Slay 18, Session 12, Naziruddin 8.
BU – Rushing: Mosley 18-66-0, Whitaker 12-52-0, Bell 5-9-0, Parks 4-(-6)-0. Passing: Bell 12-21-2-127-0, Parks 8-17-1-77-0. Receiving: Whitaker 5-20-0, Rochon 4-37-0, Shelton 3-59-0, Baker 3-31-0, Zeigler 3-26-0, Teasley 2-25-0, Mosley 1-6-0. Tackles: Harper 6, Todd 5, Allred 5, Wilson 5.



2005 Season Review

Game 9


Texas Tech vs. Texas A&M

A&M-17
Tech-56

Saturday, November 5, 2005

Jones SBC Stadium • Lubbock, Texas • Attendance: 55,755

Team Statistics	A&M	Tech
First Downs.....	18	32
Rushing.....	41-222	37-194
Passing.....	15-25-1	32-48-1
Passing Yards.....	131	433
Total Offense.....	66-353	85-627
Fumbles-Lost.....	3-2	3-0
Penalties.....	4-40	6-59
Punts-Avg.....	5-40.0	1-37.0
Punt Returns.....	1-0	4-49
Kickoff Returns.....	3-50	0-0
Possession Time.....	28:34	31:26
Third-Down Conversions.....	2-of-11	9-of-14
Fourth-Down Conversions.....	2-of-3	2-of-3
Red Zone Chances.....	2-of-2	8-of-10



Score by Quarters	1	2	3	4	Final
Texas A&M	3	7	0	7	17
Texas Tech	14	0	21	21	56

Scoring Summary

TM	Qtr	Time	Scoring play
TT	1st	12:22	Hicks 17 pass/Hodges
TT	1st	09:42	Henderson 19 run
TA	1st	02:48	Pegram 25 FG
TA	2nd	14:45	Lewis 48 run
TT	3rd	10:24	Hodges 1 run
TT	3rd	06:54	Henderson 4 run
TT	3rd	01:54	Henderson 4 run
TA	4th	12:43	Bennett 1 pass/McNeal
TT	4th	10:05	Hicks 3 pass/Hodges
TT	4th	07:54	Henderson 3 run
TT	4th	02:27	Hodges 10 pass

INDIVIDUAL STATISTICS

A&M – Rushing: Lewis 10-95-1, Lane 19-88-0, McNeal 8-26-0, McGee 1-12-0, Lucas 1-3-0, Brantly 1-(-2)-0. Passing: McNeal 15-24-1-131-1, McGee 0-1-0-0-0. Receiving: Carter 6-53-0, Mobley 3-29-0, Franks 1-12-0, Thomas 1-9-0, Alexander 1-9-0, Lewis 1-9-0, Brown 1-9-0, Bennett 1-1-1. Tackles: Carpenter 6, Jones 6, McDaniel 6.
Tech – Rushing: Henderson 20-109-4, Hodges 12-41-1, Woods 4-33-0, Filani 1-11-0. Passing: 29-44-1-408-2, Harrell 3-4-0-25-1. Receiving: Hicks 8-147-2, Henderson 6-69-0, R. Johnson 5-72-0, Woods 4-27-0, Filani 3-57-0, S. Hodges 2-21-1, Amendola 2-16-0, Olomua 1-20-0, Douglas 1-4-0. Tackles: Dawson 13, Slay 10, Naziruddin 5, Scott 5, Session 5.

Game 10

Texas Tech vs. Oklahoma State

Tech-17
OSU-24

Saturday, November 12, 2005

Boone Pickens Stadium • Stillwater, Oklahoma • Attendance: 40,035

Team Statistics	Tech	OSU
First Downs.....	19	19
Rushing.....	19-30	52-303
Passing.....	29-42-1	11-23-1
Passing Yards.....	308	94
Total Offense.....	61-338	75-397
Fumbles-Lost.....	3-2	1-1
Penalties.....	4-35	9-78
Punts-Avg.....	4-45.5	5-37.4
Punt Returns.....	4-34	2-46
Kickoff Returns.....	3-45	3-45
Possession Time.....	25:37	34:23
Third-Down Conversions.....	0-of-10	9-of-17
Fourth-Down Conversions.....	1-of-2	0-of-0
Red Zone Chances.....	2-of-3	3-of-4



Score by Quarters	1	2	3	4	Final
Texas Tech	0	0	3	14	17
Oklahoma State	14	0	3	7	24

Scoring Summary

TM	Qtr	Time	Scoring play
OS	1st	10:22	Hamilton 83 run
OS	1st	01:34	Woods 17 pass/Reid
OS	3rd	06:41	Redden 29 FG
TT	3rd	04:56	Trlica 29 FG
TT	4th	14:42	Hicks 4 pass/Hicks
TT	4th	14:23	Hudler 0 fumble rec
OS	4th	00:23	Pena 1 run

INDIVIDUAL STATISTICS

Tech – Rushing: Hodges 11-36-0, Henderson 8-(-6)-0. Passing: Hodges 29-42-1-308-1. Receiving: Hicks 8-63-1, Henderson 8-23-0, R. Johnson 5-70-0, Olomua 3-64-0, Filani 2-52-0, L.A. Reed 2-14, Amendola 1-22-0. Tackles: Session 10, Slay 10, Meeks 8.
OSU – Rushing: Hamilton 23-161-1, Crosslin 14-91-0, Price 2-19-0, Pena 3-15-1, Willis 2-18-0, Reid 7-7-0, Devereaux 1-2-0. Passing: Reid 10-18-0-82-1, Pena 1-4-1-12-0, Hamilton 0-1-0-0-0. Receiving: Woods 4-37-1, Pettigrew 2-21-0, Smith 1-11-0, Price 1-9-0, Johnson 1-8-0, Devereaux 1-4-0, Frazier 1-4-0. Tackles: Ransom 9, Thompson 7, McLemore 7.

2005 Season Review

Game 11


Texas Tech vs. Oklahoma

OU-21
Tech-23

Saturday, November 19, 2005

Jones SBC Stadium • Lubbock, Texas • Attendance: 52,625

Team Statistics	OU	Tech
First Downs.....	21	23
Rushing.....	45-162	31-144
Passing.....	12-26-0	24-37-2
Passing Yards.....	118	232
Total Offense.....	71-280	68-376
Fumbles-Lost.....	0-0	0-0
Penalties.....	10-93	8-80
Punts-Avg.....	5-48.4	5-42.2
Punt Returns.....	1-10	3-25
Kickoff Returns.....	2-23	2-30
Possession Time.....	31:34	28:26
Third-Down Conversions.....	5-of-15	3-of-11
Fourth-Down Conversions.....	4-of-5	2-of-2
Red Zone Chances.....	3-of-3	4-of-5



Score by Quarters	1	2	3	4	Final
Oklahoma	0	7	0	14	21
Texas Tech	3	7	0	13	23

Scoring Summary

TM	Qtr	Time	Scoring play
TT	1st	11:45	Trlica 33 FG
OU	2nd	14:13	Peterson 1 run
TT	2nd	03:30	Hicks 7 pass/Hodges
TT	4th	14:35	Olomua 3 pass/Hodges
OU	4th	05:57	Kelly 13 pass/Bomar
OU	4th	01:33	Peterson 13 run
TT	4th	00:00	Henderson 2 run

INDIVIDUAL STATISTICS

OU – Rushing: Peterson 29-108-2, Bomar 7-25-0, Jones 5-23-0, Patrick 1-6-0, Gutierrez 2-(-2)-0. Passing: Bomar 12-26-0-118-1. Receiving: Kelly 4-49-1, Thompson 4-40-0, Jones 2-1-0, Iglesias 1-20-0, Runnels 1-8-0. Tackles: Williams 11, Latimer 7, Alexander 6, Ingram 6.
 Tech – Rushing: Henderson 16-109-1, Hodges 13-35-0, Woods 1-3-0, Filani 1-(-3)-0. Passing: Hodges 24-37-2-232-2. Receiving: Filani 6-82-0, Olomua 5-52-1, R. Johnson 4-48-0, Amendola 3-28-0, Hicks 3-18-1, Woods 1-5-0, L.A. Reed 1-4-0, Henderson 1-(-5)-0. Tackles: Slay 12, Session 11, Dixon 8.



Texas Tech vs. Alabama

Tech-10
UA-13

Monday, January 2, 2006

Cotton Bowl • Dallas, Texas • Attendance: 74,222

Team Statistics	Tech	UA
First Downs.....	18	21
Rushing.....	24-103	44-145
Passing.....	16-36-0	19-31-0
Passing Yards.....	226	275
Total Offense.....	60-329	75-420
Fumbles-Lost.....	1-0	0-0
Penalties.....	10-65	4-35
Punts-Avg.....	6-41.3	5-37.8
Punt Returns.....	3-25	3-8
Kickoff Returns.....	2-22	2-32
Possession Time.....	21:02	38:58
Third-Down Conversions.....	3-of-12	8-of-18
Fourth-Down Conversions.....	1-of-2	1-of-1
Red Zone Chances.....	2-of-2	1-of-1



Score by Quarters	1	2	3	4	Final
Texas Tech	3	0	0	7	10
Alabama	7	0	3	3	13

Scoring Summary

TM	Qtr	Time	Scoring play
UA	1st	11:37	Brown 76 pass from Croyle
TT	1st	03:00	Trlica 34 FG
UA	3rd	06:53	Christensen 31 FG
TT	4th	02:56	Hicks 12 pass from Hodges
UA	4th	00:00	Christensen 45 FG

INDIVIDUAL STATISTICS

TT – Rushing: Hodges 17-66-0, Filani 1-26-0, Henderson 4-12-0, Amendola 1-5-0, Harrell 1-(-6)-0. Passing: Hodges 15-32-0-196-1, Harrell 1-4-0-30-0. Receiving: Henderson 5-46-0, Filani 4-67-0, Johnson 3-56-0, Hicks 3-51-1, Amendola 1-6-0. Tackles: Slay 13, Naziruddin 13, Session 8.
 UA – Rushing: Darby 29-81-0, Castille 6-22-0, Johns 3-19-0, McClain 1-11-0, Croyle 4-6-0, Brown 1-6-0. Passing: Croyle 19-31-0-275-1. Receiving: Brown 5-141-1, Caddell 3-63-0, Castille 3-11-0, Darby 3-10-0, Miller 2-27-0, Brooks 1-11-0, McClain 1-11-0, McCall 1-1-0. Tackles: Ryans 7, Jones 4, Simpson 4.



2005 Season Review

Honors

All-American

CollegeFootballNews.com – FS Dwayne Slay
CNNSI.com – FS Dwayne Slay
CollegeFootballNews.com Freshman Second Team – DE McKinner Dixon

All-Big 12

Coaches Offensive Newcomer of the Year – IR Robert Johnson
Coaches First Team – WR Joel Filani
Coaches First Team – RB Taurean Henderson
Coaches First Team – WR Jarrett Hicks
Coaches First Team – FS Dwayne Slay
Coaches Second Team – DE Keyunta Dawson
Coaches Second Team – QB Cody Hodges
Coaches Second Team – IR Robert Johnson
Coaches Second Team – SS Vincent Meeks
Coaches Second Team – OG Manuel Ramirez
Coaches Second Team – OT E.J. Whitley
Coaches Honorable Mention – IR Danny Amendola
Coaches Honorable Mention – P Alex Reyes
Coaches Honorable Mention – LB John Saldi
Coaches Honorable Mention – LB Fletcher Session
Coaches Honorable Mention – PK Alex Trlica
Coaches Honorable Mention – KR Shannon Woods
AP Defensive Player of the Year – FS Dwayne Slay
AP First Team – WR Joel Filani
AP First Team – RB Taurean Henderson
AP First Team – WR Jarrett Hicks
AP First Team – FS Dwayne Slay
AP Second Team – QB Cody Hodges
AP Second Team – OT E.J. Whitley
AP Honorable Mention – C Brandon Jones

Team Awards

Academic – OL Bryan Kegans
Captains – DE Keyunta Dawson, QB Cody Hodges, CB Khalid Naziruddin, FS Dwayne Slay, OT E.J. Whitley
Most Courageous Player – CB Khalid Naziruddin
Offensive Scout Team MVP – RB Caesar Martinez
Defensive Scout Team MVP – LB Ryan Hale
Special Teams MVP – PK Alex Trlica
Most Conditioned Player – CB Khalid Naziruddin
Most Improved Player – DT Fred Threatt
Outstanding Newcomer – IR Robert Johnson
Outstanding Defensive Back – SS Vincent Meeks
Outstanding Wide Receiver – Joel Filani
Outstanding Linebacker – John Saldi
Outstanding Offensive Back – RB Taurean Henderson
Outstanding Defensive Lineman – DE Keyunta Dawson
Outstanding Offensive Lineman – OT E.J. Whitley
Defensive MVP – FS Dwayne Slay
Offensive MVP – QB Cody Hodges
Team MVP – RB Taurean Henderson

Academic Honors

Big 12 Conference First Team – CB SirDon Lewis
Big 12 Conference First Team – IR David Schaefer
Big 12 Conference Second Team – S Lance Fuller
Big 12 Conference Second Team – LB John Saldi
Big 12 Conference Second Team – LB Calen Shearer
Big 12 Conference Second Team – PK Alex Trlica

Players of the Week

Walter Camp National Defensive Player of the Week – FS Dwayne Slay (Oct. 31)
Big 12 Conference – WR Joel Filani (Oct. 10)
Big 12 Conference – QB Cody Hodges (Oct. 17)
Big 12 Conference – FS Dwayne Slay (Oct. 31)
Big 12 Conference – RB Taurean Henderson (Nov. 21)

All-Star Games

Hula Bowl – QB Cody Hodges, TE Bristol Olomua, CB Khalid Naziruddin
East-West Shrine Game – RB Taurean Henderson, FS Dwayne Slay, OT E.J. Whitley

By Player

IR Danny Amendola – Big 12 Honorable Mention (Coaches)
DE Keyunta Dawson – Big 12 Second Team (Coaches), Outstanding Defensive Lineman (Team Award), Team Captain
DE McKinner Dixon – Freshman All-America Second Team (CollegeFootballNews.com)
WR Joel Filani – Big 12 First Team (Coaches, AP), Big 12 Player of the Week (Oct. 10), Outstanding Wide Receiver (Team Award)
S Lance Fuller – Big 12 Academic Second Team
LB Ryan Hale – Defensive Scout Team MVP (Team Award)
RB Taurean Henderson – Big 12 First Team (Coaches, AP), Big 12 Player of the Week (Nov. 21), Outstanding Running Back (Team Award), Team MVP (Team Award), East-West Shrine Game (participant)
WR Jarrett Hicks – Big 12 First Team (Coaches, AP)
QB Cody Hodges – Big 12 Second Team (Coaches, AP), Team Captain, Offensive MVP (Team Award), Hula Bowl (participant), Big 12 Player of the Week (Oct. 17)
IR Robert Johnson – Big 12 Offensive Newcomer of the Year (Coaches), Big 12 Second Team (Coaches), Outstanding Newcomer (Team Award)
C Brandon Jones – Big 12 Honorable Mention (Coaches)
OL Bryan Kegans – Academic Award (Team Award)
CB SirDon Lewis – Big 12 Academic First Team
RB Caesar Martinez – Offensive Scout Team MVP (Team Award)
SS Vincent Meeks – Big 12 Second Team (Coaches), Outstanding Defensive Back (Team Award)
CB Khalid Naziruddin – Team Captain, Most Courageous Player (Team Award), Most Conditioned Player (Team Award)
TE Bristol Olomua – Hula Bowl (participant)
OG Manuel Ramirez – Big 12 Second Team (Coaches)
P Alex Reyes – Big 12 Honorable Mention (Coaches)
LB John Saldi – Big 12 Honorable Mention (Coaches), Big 12 Academic Second Team, Outstanding Linebacker (Team Award)
IR David Schaefer – Big 12 Academic First Team
LB Fletcher Session – Big 12 Honorable Mention (Coaches)
LB Calen Shearer – Big 12 Academic Second Team
FS Dwayne Slay – All-America First Team (CollegeFootballNews.com, CNNSI.com), Big 12 Defensive Player of the Year (AP), Big 12 First Team (Coaches, AP), Big 12 Defensive Player of the Week (Oct. 31), Walter Camp National Defensive Player of the Week (Oct. 31), East-West Shrine Game (participant), Defensive MVP (Team Award), Team Captain
DT Fred Threatt – Most Improved Player (Team Award)
PK Alex Trlica – Big 12 Honorable Mention (Coaches), Special Teams MVP (Team Award), Big 12 Academic Second Team
OT E.J. Whitley – Big 12 Second Team (Coaches), Outstanding Lineman (Team Award), Team Captain
RB Shannon Woods – Big 12 Honorable Mention Kick Returner (Coaches)



Robert Johnson

2005 Season Review

DEFENSE	---Tackles---		-Sacks-	--Pass Def--		-Fumbles-		BrUp	QBH	Rv-Yds	FF	Blkd Kk	Saf
	GP	UA		Tot	TFL/Yds	No-Yds	Int-Yds						
3 Slay,Dwayne	12	75	39	114	3.5-5	1.0-1	1-26	1			8		
42 Session,F	12	43	38	81	5.0-13	2.0-6		2		1-0			
26 Naziruddin,K	12	46	20	66	1.0-2		2-2	3		1-7			
96 Dawson,Keyunta	12	40	22	62	3.5-16	2.5-14		1	4		2		
1 Meeks,Vincent	10	32	16	48			3-16	3		1-0			
41 Brinkley,S	12	22	26	48	4.5-11		2-17	4	3	2-3			
99 Scott,Ken	10	25	12	37	3.0-13	1.5-10		3	2				
5 Saldi,John	12	23	13	36	8.5-30	3.0-15		3	2	1-0	2		
36 Huffman,A	11	23	12	35	2.0-10		1-65	4		1-0			
93 Hudler,Chris	12	19	10	29	4.0-18	2.0-13	1-19	1	5	3-0		1	
91 Dixon,McKinner	11	17	12	29	6.0-29	2.0-13			2		1		
17 Parker,Chris	10	18	3	21	3.0-6		1-37	5					
84 Cherry,Randall	12	14	5	19	2.0-14	1.0-11		1	1				
49 Garcia,Joe	11	11	5	16	1.0-3			1			1		
48 Williams,Paul	12	7	9	16	1.0-5		1-2	1					
97 Threweatt,Fred	12	12	3	15	1.0-1			2	1				
43 Bischofberger,B	11	10	4	14	3.0-20	3.0-20		1	4	1-0	1		
31 Aycock,Greg	12	10	2	12				1		1-0	1		
53 Shearer,Calen	8	6	3	9	1.0-1					1-0			
40 Eddington, C	6	7	2	9									
23 Hines,Anthony	12	5	4	9									
25 Lewis,Sirdon	7	7		7									
28 Bunton,Marcus	12	4	2	6									
45 Stratton,Brock	3	6		6				1			1		
24 Fuller,Lance	12	3	3	6									
89 Yenzer,Tyler	5	5	1	6									
77 Williams,Jared	7	4	2	6	1.0-1						1		
39 Slaughter,B	7	3	2	5									
98 Ratliff,Jake	12	3	2	5									
56 Tillman,Kellen	9	5		5	1.0-5								
21 Woods,Shannon	12	3	2	5									
90 Jones,Brian	6	2	2	4									
30 Trica,Alex	12	2	1	3									
59 Linder,Ty	3	1	1	2									
32 Coleman, Hunter	2	1	1	2									
22 Reyes,Alex	12	2		2									
54 Hill,Chad	3	2		2				1		1-0			
Total.....	12	532	282	814	55-203	18-103	12-184	39	24	16-10	20	2	
Opponents.....	12	-	-	-	-	36-281	12-103	66	36	7-58	6	3	



Brandon Jones



2005 Season Review

Final Season Results

OFFENSIVE STARTERS

GAME	LT	LG	C	RG	RT	QB	F	BH/H	X	Y	Z
Florida Int'l.	January	Whitley	Jones	Ramirez	Hall	C. Hodges	Henderson	Amendola	Douglas	R. Johnson	Filani
Sam Houston St.	January	Whitley	Jones	Ramirez	Hall	C. Hodges	Henderson	Amendola	Hicks	R. Johnson	Filani
Indiana State	January	Whitley	Jones	Ramirez	Hall	C. Hodges	Henderson	Amendola	Hicks	R. Johnson	Filani
Kansas	January	Whitley	Jones	Ramirez	Hall	C. Hodges	Henderson	Amendola	Hicks	R. Johnson	Filani
Nebraska	January	Whitley	Jones	Ramirez	Hall	C. Hodges	Henderson	Amendola	Woods	Hicks	R. Johnson
Kansas State	Whitley	Kegans	Jones	Ramirez	Hall	C. Hodges	Henderson	Amendola	Hicks	R. Johnson	Filani
Texas	January	Kegans	Whitley	Ramirez	Hall	C. Hodges	Henderson	Amendola	Hicks	R. Johnson	Filani
Baylor	January	Kegans	Jones	Ramirez	Whitley	C. Hodges	Henderson	Amendola	Hicks	Olumua	Schaefer
Texas A&M	Whitley	Kegans	Jones	Ramirez	Hall	C. Hodges	Henderson	L.A. Reed	Hicks	R. Johnson	Filani
Oklahoma State	Whitley	Kegans	Jones	Ramirez	Hall	C. Hodges	Henderson	L.A. Reed	Hicks	R. Johnson	Filani
Oklahoma	Whitley	Kegans	Jones	Ramirez	Hall	C. Hodges	Henderson	Schaefer	Hicks	Olumua	Filani
Alabama	Whitley	Kegans	Jones	Ramirez	Hall	C. Hodges	Henderson	Amendola	Hicks	R. Johnson	Filani

DEFENSIVE STARTERS

GAME	LE	NT	DT	RE	SAM	MIKE	WILL	LC	FS	SS	RC
Florida Int'l.	Cherry	Hudler	Scott	Dawson	Saldi	Stratton	Session	Huffman	Slay	Garcia	Naziruddin
Sam Houston St.	Cherry	Hudler	Scott	Dawson	Saldi	Stratton	Session	Huffman	Slay	Garcia	Naziruddin
Indiana State	Dixon	Hudler	Cherry	Dawson	Saldi	Stratton	Session	Huffman	Slay	Meeks	Naziruddin
Kansas	Cherry	Hudler	Scott	Dawson	Saldi	Session	Brinkley	Huffman	Slay	Meeks	Naziruddin
Nebraska	Cherry	Hudler	Scott	Dawson	Saldi	Session	Brinkley	Huffman	Slay	Meeks	Naziruddin
Kansas State	Bischofberger	Hudler	Cherry	Dawson	Saldi	Session	Brinkley	Huffman	Slay	Meeks	Naziruddin
Texas	Cherry	Hudler	Scott	Dawson	Saldi	Session	Brinkley	Huffman	Slay	Meeks	Naziruddin
Baylor	Bischofberger	Hudler	Scott	Dawson	Saldi	Session	Brinkley	Huffman	Slay	Meeks	Naziruddin
Texas A&M	Bischofberger	Hudler	Scott	Dawson	Saldi	Session	Brinkley	Huffman	Slay	Meeks	Naziruddin
Oklahoma State	Bischofberger	Hudler	Scott	Dawson	Saldi	Session	Brinkley	Huffman	Slay	Meeks	Naziruddin
Oklahoma	Bischofberger	Hudler	Scott	Dawson	Saldi	Session	Brinkley	Parker	Slay	Meeks	Naziruddin
Alabama	Garcia (NB)	Hudler	Scott	Dawson	Saldi	Session	Brinkley	Huffman	Slay	Meeks	Naziruddin

GAME-BY-GAME STATISTICS

GAME	SCORE	TOT	FIRST DOWNS RU-PA-PE	RUSHING NO-YDS-TD	PASSING C-A-I YDS TD	TOTOFF PL-YDS	PUNTS NO-AVG	FUM F-L	PENALTIES NO-YDS	3RD DNS	TIME OF POSS	
Texas Tech. vs. Florida Int'l.	56-3	32-26	10-20-2 5-15-6	23-135-4 38-135-0	36-45-0 26-42-0	518-4 214-0	68-653 80-349	2-41.5 5-43.6	2-0 2-2	15-128 9-76	3-of-6 7-of-17	23:38 36:22
Texas Tech. vs. Sam Houston St.	80-21	40-19	8-26-6 4-10-5	26-120-5 28-58-2	41-55-0 20-41-0	650-6 195-1	81-770 69-253	1-40.0 8-39.5	1-0 1-1	15-142 10-106	6-of-10 3-of-13	32:06 27:54
Texas Tech. vs. Indiana State	63-7	26-15	9-14-3 7-6-2	23-242-4 39-148-0	34-47-1 16-32-0	296-4 120-1	70-538 71-268	5-45.0 11-33.7	0-0 3-3	10-86 8-52	5-of-10 5-of-16	28:44 31:16
Texas Tech. vs. Kansas	30-17	24-19	7-14-3 8-9-2	26-47-1 37-117-1	34-53-1 21-38-2	333-1 154-1	79-380 75-271	8-46.1 8-50.5	4-2 6-1	9-107 9-95	4-of-15 5-of-17	30:23 29:37
Texas Tech. at Nebraska	34-31	23-22	5-17-1 7-11-4	23-44-0 35-135-2	34-45-1 21-35-2	368-4 229-2	68-412 70-364	3-48.7 1-32.0	2-1 5-3	9-89 8-72	1-of-10 3-of-8	30:59 29:01
Texas Tech. vs. Kansas State	59-20	39-13	5-29-5 7-3-3	25-15-3 31-114-0	47-72-2 14-25-1	669-5 192-1	97-684 56-306	3-39.7 6-39.0	2-1 2-2	5-45 6-76	9-of-16 3-of-13	34:04 25:56
Texas Tech. at Texas	17-52	29-21	9-19-1 11-8-2	29-99-0 40-205-5	42-64-1 12-22-2	369-2 239-2	93-468 62-444	7-33.4 3-36.7	1-1 1-0	10-78 3-35	5-of-16 5-of-10	36:01 23:59
Texas Tech. at Baylor	28-0	17-20	4-12-1 9-10-1	22-111-2 40-121-0	22-44-2 21-38-3	264-1 204-0	66-375 78-325	5-41.0 6-42.2	1-0 1-1	12-87 9-75	5-of-14 6-of-17	25:38 34:22
Texas Tech. vs. Texas A&M	56-17	32-18	13-18-1 9-8-1	37-194-5 41-222-1	32-48-1 15-25-1	433-3 131-1	85-627 66-353	1-37.0 5-40.0	3-0 3-2	6-59 4-40	9-of-14 2-of-11	31:26 28:34
Texas Tech. at Oklahoma State	17-24	19-19	2-15-2 15-4-0	19-30-0 52-303-2	29-42-1 11-23-1	308-1 94-1	61-338 75-397	4-45.5 5-37.4	3-2 1-1	4-35 9-78	0-of-10 9-of-17	25:37 34:23
Texas Tech. vs. Oklahoma	23-21	23-21	7-9-7 11-6-4	31-144-1 45-162-2	24-37-2 12-26-0	232-2 118-1	68-376 71-280	5-42.2 5-48.4	0-0 0-0	8-80 10-93	3-of-11 5-of-15	28:26 31:34
Texas Tech. vs. Alabama	10-13	18-21	7-10-1 10-9-2	24-103-0 44-145-0	16-36-0 19-31-0	226-1 275-1	60-329 75-420	6-41.3 5-37.8	1-0 0-0	10-65 4-35	3-of-12 8-of-18	21:02 38:58



2005 Season Review

GAME-BY-GAME NUMBERS

RUSHING

Rush-Yds/TD	FIU	SHSU	ISU	KU	NU	KSU	UT	BU	A&M	OSU	OU	UA
Amendola	0-0/0	0-0/0	0-0/0	1-(-6)/0	0-0/0	0-0/0	0-0/0	0-0/0	0-0/0	0-0/0	0-0/0	1-5/0
Filani	1-4/0	0-0/0	0-0/0	1-5/0	0-0/0	1-11/0	0-0/0	0-0/0	1-11/1	0-0/0	1-(-3)/0	1-26/0
Henderson	8-67/1	10-56/3	10-141/3	11-63/0	11-50/0	15-49/3	17-86/0	18-136/2	20-109/4	8-(-6)	16-109/1	4-12/0
Hodges, C.	7-44/1	3-5/0	1-15/0	13-(-15)/1	12-(-6)/0	5-(-39)/0	12-13/0	1-(-21)/0	12-41/1	11-36/0	13-35/0	17-66/0
Woods	6-42/2	4-6/0	6-79/1	0-0/0	0-0/0	3-5/0	0-0/0	0-0/0	4-33/0	0-0/0	1-3/0	0-0/0

RECEIVING

Rec-Yds/TD	FIU	SHSU	ISU	KU	NU	KSU	UT	BU	A&M	OSU	OU	UA
Amendola	5-91/2	4-49/1	3-26/0	4-57/0	1-6/0	3-30/0	6-60/0	1-4/0	2-16/0	1-22/0	3-28/0	1-6/0
Douglas	3-49/0	0-0/0	1-9/0	0-0/0	1-10/0	0-0/0	0-0/0	0-0/0	1-4/0	0-0/0	0-0/0	0-0/0
Filani	4-78/0	3-63/2	4-46/1	5-53/0	11-163/3	10-255/1	9-82/1	4-50/0	3-57/0	2-52/0	6-82/0	4-67/0
Henderson	3-62/1	4-30/0	4-18/0	9-43/0	6-51/1	10-118/2	8-59/1	3-14/0	6-69/0	8-23/0	1-(-5)/0	5-46/0
Hicks	DNP	5-73/2	4-44/1	9-112/1	4-59/0	9-105/1	5-63/0	7-115/0	8-147/2	8-63/1	3-18/1	3-51/1
Johnson, M.	3-10/0	3-20/0	3-27/1	1-3/0	0-0/0	2-12/0	1-2/0	0-0/0	0-0/0	0-0/0	0-0/0	DNP
Johnson, R.	9-129/1	8-209/0	3-23/1	5-58/0	6-40/0	7-107/1	9-76/0	3-63/1	5-72/0	5-70/0	4-48/0	3-56/0
Morris	3-37/0	1-5/0	2-12/0	1-7/0	0-0/0	2-20/0	1-(-1)/0	DNP	0-0/0	0-0/0	0-0/0	0-0/0
Olomua	0-0/0	3-54/0	2-14/0	0-0/0	5-39/0	4-22/0	3-28/0	2-16/0	1-20/0	3-64/0	5-52/1	DNP
Reed, L.A.	2-34/0	2-24/0	4-60/0	0-0/0	0-0/0	0-0/0	DNP	0-0/0	0-0/0	2-14/0	1-4/0	DNP
Woods	1-6/0	2-50/1	0-0/0	0-0/0	0-0/0	0-0/0	0-0/0	1-(-3)/0	4-27/0	0-0/0	0-0/0	0-0/0

TACKLES

UT-AT-TOT	FIU	SHSU	ISU	KU	NU	KSU	UT	BU	A&M	OSU	OU	UA
Aycock	0-0-0	2-0-2	2-0-2	0-0-0	0-0-0	4-0-4	0-0-0	0-2-2	1-0-1	0-0-0	1-0-1	0-0-0
Bischofberger	1-0-1	1-0-1	3-0-3	DNP	0-0-0	1-1-2	0-0-0	2-2-4	0-0-0	1-1-2	0-0-0	0-0-0
Brinkley	1-0-1	0-0-0	1-1-2	2-3-5	2-4-6	4-0-4	2-3-5	3-4-7	1-2-3	2-1-3	1-4-5	3-4-7
Bunton	0-0-0	1-0-1	2-1-3	0-0-0	0-0-0	0-0-0	0-0-0	0-0-0	1-0-1	0-1-1	0-0-0	0-0-0
Cherry	2-0-2	0-0-0	3-0-3	2-0-2	0-3-3	0-0-0	2-0-2	1-0-1	0-1-1	1-0-1	1-0-1	2-1-3
Dawson	1-1-2	4-0-4	2-1-3	4-3-7	4-3-7	3-1-4	2-1-3	3-2-5	9-4-13	3-2-5	3-2-5	2-2-4
Dixon	2-0-2	DNP	5-1-6	2-0-2	0-0-0	1-0-1	0-1-1	0-1-1	0-0-0	2-3-5	4-4-8	1-2-3
Eddington	1-0-1	DNP	DNP	3-0-3	0-0-0	DNP	0-0-0	DNP	0-0-0	1-0-1	0-0-0	0-0-0
Fuller	0-0-0	1-0-1	2-0-2	0-1-1	0-1-1	0-0-0	0-0-0	0-1-1	0-0-0	0-0-0	0-0-0	0-0-0
Garcia	4-3-7	1-1-2	0-0-0	2-0-2	0-1-1	0-0-0	0-0-0	DNP	1-0-1	2-0-2	1-0-1	0-0-0
Hines	0-0-0	2-1-3	1-0-1	0-0-0	0-1-1	0-0-0	0-0-0	0-0-0	1-0-1	1-1-2	0-0-0	0-0-0
Hudler	0-0-1	1-0-1	2-0-2	4-0-4	1-1-2	1-0-1	3-0-3	0-3-3	1-1-2	1-2-3	2-1-3	3-1-4
Huffman	7-0-7	3-1-4	1-0-1	1-0-1	0-5-5	1-1-2	2-0-2	2-2-4	1-2-3	1-0-1	DNP	4-1-5
Meeks	DNP	DNP	1-0-1	3-0-3	3-7-10	6-0-6	5-1-6	2-1-3	1-2-3	5-3-8	2-1-3	4-1-5
Naziruddin	4-0-4	4-0-4	1-1-2	5-0-5	6-3-9	2-0-2	5-1-6	6-2-8	3-2-5	4-0-4	2-2-4	4-9-13
Parker	1-0-1	5-1-6	0-0-0	2-0-2	DNP	0-0-0	2-0-2	0-0-0	3-0-3	1-1-2	3-0-3	1-1-2
Ratliff	0-0-0	0-1-1	3-1-4	0-0-0	0-0-0	0-0-0	0-0-0	0-0-0	0-0-0	0-0-0	0-0-0	0-0-0
Saldi	3-1-4	1-0-1	0-0-0	4-0-4	2-3-5	4-0-4	1-1-2	1-1-2	0-1-1	4-1-5	2-1-3	1-4-5
Scott	5-3-8	0-0-0	DNP	5-2-7	2-0-2	DNP	2-1-3	3-1-4	3-2-5	1-2-3	0-0-0	4-1-5
Session	4-1-5	4-0-4	3-0-3	3-4-7	1-4-5	4-1-5	2-4-6	2-10-12	3-2-5	7-3-10	5-6-11	5-3-8
Slaughter	1-1-2	0-0-0	0-0-0	DNP	DNP	0-0-0	0-0-0	2-1-3	0-0-0	0-0-0	DNP	0-0-0
Slay	6-0-6	5-1-6	2-2-4	9-0-9	5-7-12	7-3-10	4-0-4	12-6-18	7-3-10	4-6-10	7-5-12	7-6-13
Tillman	0-0-0	1-0-1	3-0-3	0-0-0	0-0-0	0-0-0	0-0-0	DNP	2-0-2	0-0-0	DNP	0-0-0
Threweatt	1-0-1	1-0-1	1-0-1	0-0-0	0-0-0	0-0-0	0-0-0	1-1-2	0-0-0	2-1-3	1-0-1	2-1-3
Williams, P.	2-0-2	0-0-0	2-1-3	0-1-1	0-0-0	1-1-2	1-1-2	1-3-4	1-0-1	0-1-1	0-1-1	0-0-0



2005 Season Review

Final Season Results

PASSING

C-A-I-Yds/TD

	#10 Hodges	#6 Harrell
Florida Int'l.	29-37-0-454/4	7-8-0-64/0
Sam Houston St.	26-37-0-436/5	14-17-0-208/1
Indiana State	25-32-1-227/3	9-15-0-69/1
Kansas	34-52-1-333/1	DNP
Nebraska	34-45-1-368/4	DNP
Kansas State	44-65-2-643/5	3-7-0-26/0
Texas	42-64-1-369/2	DNP
Baylor	22-44-2-264/1	DNP
Texas A&M	29-44-1-408/2	3-4-0-25/1
Oklahoma State	29-42-1-308/1	DNP
Oklahoma	24-37-2-232/2	DNP
Alabama	15-32-0-196/1	1-4-0-30/0

FIELD GOALS

	#30 Trlica
Made, Missed, Blocked	
Florida Int'l.	—
Sam Houston St.	20, 45
Indiana State	—
Kansas	41, 39, 46
Nebraska	49, 37, 26
Kansas State	26
Texas	32
Baylor	33, 47
Texas A&M	38
Oklahoma State	45, 29
Oklahoma	33
Alabama	34, 37

PUNTING

	#22 Reyes
Number-Avg./120	
Florida Int'l.	2-41.5/1
Sam Houston St.	1-40.0/1
Indiana State	5-45.0/1
Kansas	8-46.1/1
Nebraska	3-48.7/0
Kansas State	3-39.7/1
Texas	6-39.0/0
Baylor	5-41.0/0
Texas A&M	1-37.0/1
Oklahoma State	4-45.5/1
Oklahoma	5-42.2/3
Alabama	6-41.3/4

HIGHS AND LOWS

TEXAS TECH TEAM

Points Scored	80	Sam Houston State	Low	10	vs. Alabama
First Downs	40	Sam Houston State	Low	17	at Baylor
Rushing Plays	31	OU	Low	19	at OSU
Net Rushing Yards	242	Indiana State	Low	15	Kansas State
Passes Attempted	72	Kansas State	Low	36	vs. Alabama
Passes Completed	47	Kansas State	Low	16	vs. Alabama
Had Intercepted	2	Three times	Low	0	Three times
Net Passing Yards	669	Kansas State	Low	226	vs. Alabama
Total Offensive Plays	97	Kansas State	Low	60	vs. Alabama
Total Net Offense	770	Sam Houston State	Low	329	vs. Alabama
Fumbles	4	Kansas	Low	0	Indiana State, OU
Fumbles Lost	2	Kansas, at OSU	Low	0	Seven times
Penalties	15	Florida Int'l, Sam Houston	Low	4	at OSU
Penalty Yards	142	Sam Houston State	Low	35	at OSU

TEXAS TECH INDIVIDUAL

RUSHING ATTEMPTS	20	HENDERSON VS. TEXAS A&M
Net Rushing Yards	141	Henderson vs. Indiana State
Rushing TDs	4	Henderson vs. Texas A&M
Pass Attempts	65	Hodges vs. Kansas State
Pass Completions	44	Hodges vs. Kansas State
Had Intercepted	2	Hodges, twice
Net Passing Yards	643	Hodges vs. Kansas State
Passing TDs	5	Hodges, twice
Receptions	11	Filani at Nebraska
Receiving Yards	255	Filani vs. Kansas State
TD Receptions	3	Filani at Nebraska
Punts	8	Reyes vs. Kansas
Punt Average	48.7	Reyes at Nebraska
Punts Inside 20	4	Reyes vs. Alabama
Punt Returns	4	Amendola, four times
Punt Return Yards	57	Amendola vs. FIU

Kickoff Returns	5	Woods at Texas
Kickoff Return Yards	88	Woods at Texas
FG Attempts	3	Trlica, twice
FG Made	3	Trlica vs. Kansas
Interceptions	1	12 times
Interception Yards	65	Huffman at Baylor

TEXAS TECH INDIVIDUAL LONG PLAYS

Rushing	60	Henderson at Baylor
Passing	67	Hodges vs. Sam Houston
Field Goal	47	Trlica at Baylor
Punt	71	Reyes vs. Indiana State
Punt Return	35	Amendola vs. FIU
Kickoff Return	35	Woods vs. Kansas
Interception Return	65	Huffman at Baylor

OPPONENT TEAM

Points Scored	52	Texas	Low	0	Baylor
First Downs	26	Florida International	Low	13	Kansas State
Rushing Plays	52	OSU	Low	28	Sam Houston State
Net Rushing Yards	303	OSU	Low	58	Sam Houston State
Passes Attempted	42	Florida International	Low	22	Texas
Passes Completed	26	Florida International	Low	11	OSU
Had Intercepted	3	Baylor	Low	0	Five times
Net Passing Yards	275	Alabama	Low	94	OSU
Total Offensive Plays	80	Florida International	Low	56	Kansas State
Total Net Offense	444	Texas	Low	253	Sam Houston State
Fumbles	6	Kansas	Low	0	OU, Alabama
Fumbles Lost	3	Indiana State, Nebraska	Low	0	Three times
Penalties	10	Sam Houston St., OU	Low	3	Texas
Penalty Yards	106	Sam Houston State	Low	35	Texas, Alabama



Ken Scott

2005 Season Review

OPPONENT INDIVIDUAL

Rushing Attempts	29	Peterson (Oklahoma)
	29	Darby (Alabama)
Net Rushing Yards	161	Hamilton (Oklahoma State)
Rushing TDs	2	Three times
Pass Attempts	35	Taylor (Nebraska)
Pass Completions	21	Padrick (Florida Int'l)
	21	Taylor (Nebraska)
Had Intercepted	2	Four times
Net Passing Yards	275	Croyle (Alabama)
Passing TDs	2	Taylor (Nebraska)
	2	Young (Texas)
Receptions	7	Williams (Florida Int'l)
	7	Smith (Florida Int'l)
Receiving Yards	141	Brown (Alabama)
TD Receptions	2	Nunn (Nebraska)
	2	Pittman (Texas)
Punts	8	Three times
Punt Average	50.5	Tucker (Kansas)
Punts Inside 20	2	Four times
Punt Returns	5	Andrews (Baylor)
Punt Return Yards	68	Cosby (Texas)
Kickoff Returns	3	Jackson (Nebraska)
	3	Andrews (Baylor)
Kickoff Return Yards	121	Figurs (Kansas State)
FG Attempts	4	Christensen (Alabama)
FG Made	2	Snodgrass (Kansas State)
	2	Christensen (Alabama)
Interceptions	1	12 times
Interception Yards	27	Sims (Kansas State)

OPPONENT INDIVIDUAL LONG PLAYS

Rushing	83	Hamilton (Oklahoma State)
Passing	80	Evridge (Kansas State)
Field Goal	45	Christensen (Alabama)
Punt	77	Tucker (Kansas)
Punt Return	38	Cosby (Texas)
	38	McLemore (Oklahoma St.)
Kickoff Return	98	Figurs (Kansas State)
Interception Return	27	Sims (Kansas State)



Dwayne Slay

LONG PLAYS (TEXAS TECH)

Yards	Opponent	Play/Situation/Result
67	Sam Houston St.	Johnson, R. 67 pass from Hodges (2nd and 15 at TTU 20)
62	Kansas State	Filani 62 pass from Hodges (3rd and 9 at TTU 36)
60	Baylor	Henderson 60 run (1st and 10 at TT 27)
50	Baylor	Johnson 50 pass from Hodges (3rd and 6 at TT50 – TD)
47	Florida Int'l.	Johnson, R. 47 pass from Hodges (2nd and 8 at FIU 47– TD)
47	Kansas State	Filani 47 pass from Hodges (2nd and 18 at TTU 12)
47	Kansas State	Henderson 47 pass from Hodges (2nd and 10 at TTU 26)
47	Texas A&M	Jarrett Hicks 47 pass from Hodges (1st and 10 at TT 47)
45	Sam Houston St.	Johnson, R. 45 pass from Hodges (1st and 10 at TTU 31)
45	Kansas	Hicks 45 pass from Hodges (3rd and 31 at TTU 28)
44	Sam Houston St.	Houston 44 pass from Harrell (1st and 10 at SHSU 45)
44	Indiana St.	Henderson 44 run (1st and 10 at INSU 44 – TD)
41	Sam Houston St.	Filani 41 pass from Hodges ((1st and 10 at TTU 20)
41	Sam Houston St.	Woods 41 pass from Harrell (1st and 10 at SHSU 41 – TD)
40	Texas A&M	Joel Filani 40 pass from Hodges (2nd and 10 at TT 20)
39	Florida Int'l.	Amendola 39 pass from Hodges (2nd and 13 at FIU 39 – TD)
39	Indiana St.	Woods 39 run (2nd and 2 at TTU 38)
39	Kansas State	Henderson 39 pass from Hodges (1st and 10 at KSU 39)
38	Florida Int'l.	Henderson 38 pass from Hodges (1st and 10 at FIU 38 – TD)
36	Florida Int'l.	Douglas 36 pass from Hodges (2nd and 15 at FIU 49)
36	Oklahoma State	Joel Filani 36 pass from Hodges (1st and 10 at TT 20)
34	Kansas State	Johnson 34 pass from Hodges (2nd and 6 at KSU 34)
32	Indiana St.	Filani 32 pass from Hodges (1st and 10 at TTU 18)
31	Nebraska	Filani 31 pass from Hodges (1st and 10 at TTU 33)
30	Indiana St.	Henderson 30 run (2nd and 9 at TTU 47)
30	Indiana St.	Reed 30 pass from Hodges (2nd and 5 at TTU 30)
30	Kansas	Johnson, R. 30 pass from Hodges (1st and 10 at TTU 30)
30	Kansas State	Filani 30 pass from Hodges (2nd and 10 at TTU 20)
30	Baylor	Hicks 30 pass from Hodges (1st and 10 at B 32)
30	Oklahoma	Taurean Henderson 30 run (1st and 10 at OU 35)
29	Nebraska	Hicks 29 pass from Hodges (2nd and 7 at TTU 9)
29	Texas	Filani 29 pass from Hodges (3rd and 7 at TT 20)
29	Baylor	Hicks 29 pass from Hodges (3rd and 30 at TT02)
29	Oklahoma State	Bristol Olomua 25 pass from Hodges (1st and 10 at OS 44)
28	Sam Houston St.	Hicks 28 pass from Hodges (1st and 15 at TTU 36)
28	Sam Houston St.	Olomua 28 pass from Hodges (1st and 10 at SHSU 39)
28	Kansas	Amendola 28 pass from Hodges (3rd and 2 at KU 33)
27	Florida Int'l.	Filani 27 pass from Hodges (2nd and 10 at TTU 15)
27	Texas	Henderson 27 run (2nd and 10 at TT 20)
26	Nebraska	Henderson 26 run (3rd and 1 at NU 45)
26	Kansas State	Filani 26 pass from Hodges (1st and 10 at KSU 49)
26	Texas A&M	Jarrett Hicks 26 pass from Hodges (3rd and 1 from TA 27)
26	Oklahoma	Robert Johnson 26 pass from Hodges (1st and 10 at OU 33)
26	Alabama	Filani 26 run (1st and 10 at UA 38)
25	Florida Int'l.	Reed 25 pass from Harrell (1st and 10 at TTU 46)
25	Kansas State	Filani 25 pass from Hodges (2nd and 10 at TTU 24)

LONG PLAYS (OPPONENTS)

Yards	Opponent	Play/Situation/Result
83	Oklahoma State	Mike Hamilton 83 run (2nd and 8 at OS 17 – TD)
80	Kansas State	Nelson 80 pass from Evridge (1st and 10 at KSU 20 – TD)
76	Alabama	Brown 76 pass from Croyle (2nd and 2 at UA 24 – TD)
75	Texas	Pittman 75 pass from Young (3rd and 5 at UT 25 – TD)
50	Alabama	Caddell 50 pass from Croyle (1st and 10 at UA 27)
48	Texas	Pittman 48 pass from Young (1st and 10 at UT 30)
48	Texas A&M	Courtney Lewis 48 run (1st and 10 at TT 48 – TD)
46	Baylor	Shelton 46 pass from Bell (3rd and 17 at B44)
35	Sam Houston St.	Christian 35 pass from Daugherty (1st and 10 at SHSU 43)
33	Florida Int'l.	Reams 33 run (1st and 10 at TTU 38)
32	Kansas State	Evridge QB scramble (3rd and 7 at KSU 23)
31	Kansas State	Mann 31 pass from Evridge (2nd and 7 at KSU 37)
27	Indiana St.	Johnson 27 pass from Baggett (3rd and 7 at INSU 23)
26	Kansas	Cornish 26 run (1st and 10 at TTU 37)



2005 Season Review

LAST TIME IT HAPPENED

INDIVIDUAL

Kickoff Return for TD
 Punt Return for TD
 Blocked Punt for TD

 Interception Return for TD
 Fumble Return for TD

 Blocked Punt
 Blocked Field Goal
 Blocked Field Goal for TD

 100-Yard Rushing Game
 200-Yard Rushing Game
 300-Yard Passing Game
 400-Yard Passing Game
 500-Yard Passing Game
 100-Yard Receiving Game
 200-Yard Receiving Game
 50+ Yard Field Goal
 Three TDs-Game
 Four TDs-Game
 Five TDs-Game
 Three Rushing TDs-Game
 Four Rushing TDs-Game
 Five Rushing TDs-Game
 Three Passing TDs-Game
 Four Passing TDs-Game
 Five+ Passing TDs-Game
 Three Receiving TDs-Game

BY TEXAS TECH

Vincent Meeks at Oklahoma, 2002 (98 Yards)
 Danny Amendola at Kansas State, 2004 (90 Yards)
 Brandon Douglas vs. Indiana State, 2005
 (Brandon Douglas 2-Yard Return)
 Adell Duckett vs. SMU, 2003 (5 Yards)
 Chris Hudler vs. Oklahoma State, 2005
 (Recovered In Endzone)
 Josh Rangel at Baylor, 2003
 Chris Hudler vs. Alabama, 2005
 Aaron Hunt vs. Oklahoma State, 2000
 (Lawrence Flugence 79-Yard Return)
 Taurean Henderson vs. Oklahoma, 2005 (109 Yards)
 Shaud Williams vs. Colorado, 1999 (230 Yards)
 Cody Hodges vs. Oklahoma State, 2005 (308 Yards)
 Cody Hodges vs. Texas A&M, 2005 (408 Yards)
 B.J. Symons at Oklahoma State, 2003 (552 Yards)
 Jarrett Hicks vs. Texas A&M, 2005 (147 yards)
 Joel Filani vs. Kansas State, 2005 (255 Yards)
 Clinton Greathouse vs. Iowa, 2001 (50 Yards, Alamo Bowl)
 Joel Filani vs. Nebraska, 2005
 Taurean Henderson vs. Texas A&M, 2005
 Taurean Henderson vs. Kansas State, 2005
 Taurean Henderson vs. Kansas State, 2005
 Taurean Henderson vs. Texas A&M, 2005
 James Gray vs. Rice, 1989
 Cody Hodges vs. Indiana State, 2005
 Cody Hodges vs. Nebraska, 2005
 Cody Hodges vs. Kansas State, 2005
 Joel Filani vs. Nebraska, 2005

BY OPPONENT

Yamon Figurs, Kansas State, 2005 (98 Yards)
 Chris McCranie, Georgia, 1993 (45 Yards)
 Richard Washington, N.C. State, 2003 (0 Yards)
 Jamie Thompson, Oklahoma State, 2004 (68 Yards)
 Shawn Price, N.C. State, 2002 (35 Yards)
 TEAM, Texas, 2005
 Mark Anderson, Alabama, 2005
 Ontei Jones, Oklahoma, 1998 (Daryl Bright 48-Yard Return)
 Adrian Peterson, Oklahoma, 2005 (108 Yards)
 Brad Smith, Missouri, 2003 (291 Yards)
 Jason White, Oklahoma, 2003 (394 Yards)
 Eli Manning, Mississippi, 2003 (409 Yards)
 David Klingler, Houston, 1991 (533 Yards)
 Keith Brown, Alabama, 2005 (141 Yards)
 Keyshawn Johnson, USC, 1994 (222 Yards, 1995 Cotton Bowl)
 Jason Ricks, Oklahoma State, 2004 (55 Yards)
 Zach Abron, Missouri, 2003
 Vince Young, Texas, 2004
 KeJuan Jones, Oklahoma, 2003
 Zach Abron, Missouri, 2003
 Vince Young, Texas, 2004
 Brad Smith, Missouri, 2003
 Jason White, Oklahoma, 2004
 Jason White, Oklahoma, 2003
 Dustin Long, Texas A&M, 2002 (7)
 Roy Williams, Texas, 2002



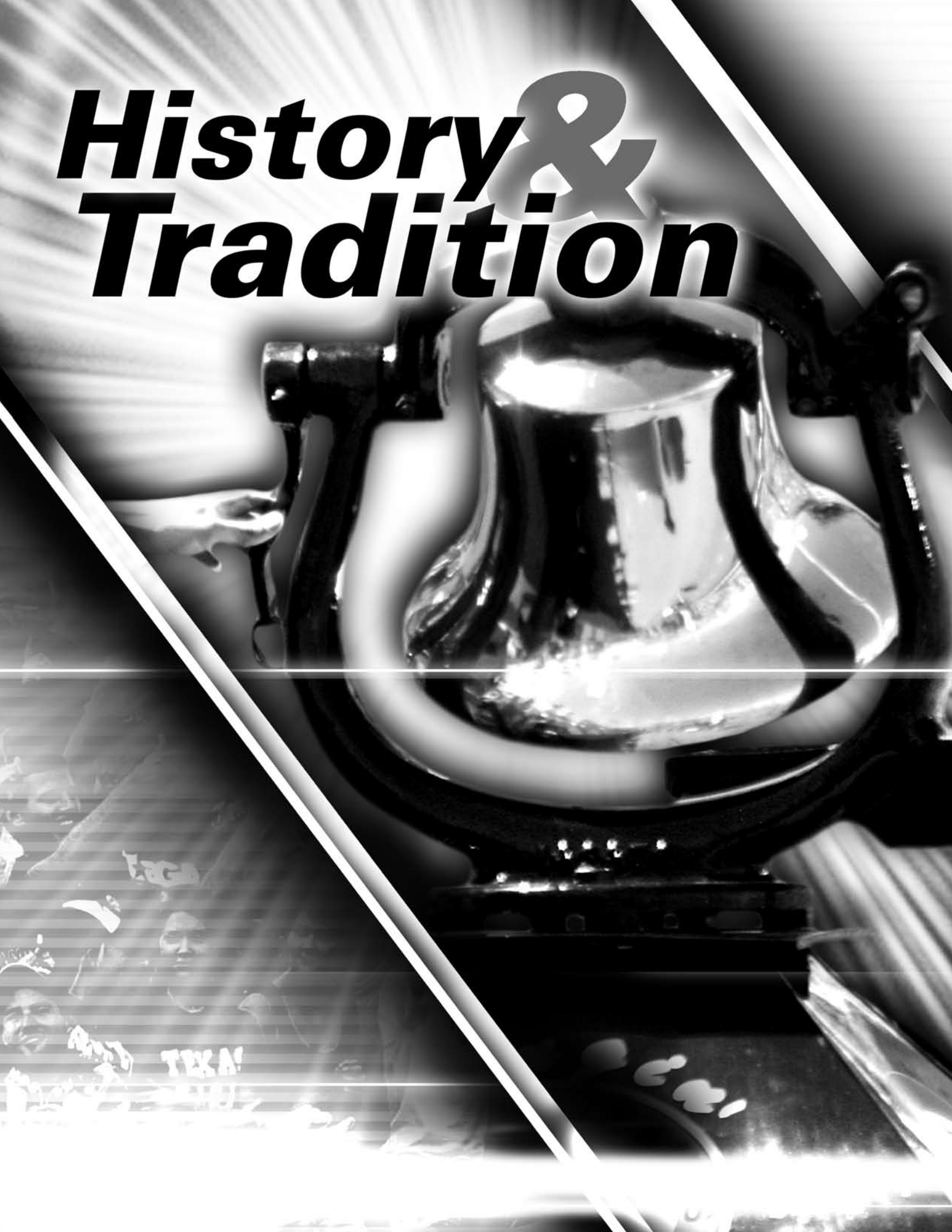
2005 Season Review

Final Season Results

TEAM	
30+ First Downs	By Texas Tech:vs. Texas A&M, 2005 (32) By Opponent: Texas, 2004 (32)
40+ First Downs	By Texas Tech:vs. Sam Houston State, 2005 (40) By Opponent: Has Not Happened
400+ Yards Rushing	By Texas Tech:vs. Southwestern Louisiana, 1997 (453) By Opponent: Missouri, 2003 (469)
300+ Yards Rushing	By Texas Tech:vs. UTEP, 1998 (324) By Opponent: Oklahoma State, 2005 (316)
50+ Rushing Attempts	By Texas Tech:vs. Texas, 1998 (55) By Opponent: Oklahoma State, 2005 (52)
Four Rushing TDs	By Texas Tech:vs. Texas A&M, 2005 By Opponent: Oklahoma, 2003
Five+ Rushing TDs	By Texas Tech:vs. Sam Houston State, 2005 (5) By Opponent: Texas, 2004 (5)
400+ Passing Yards	By Texas Tech:vs. Texas A&M, 2005 (408) By Opponent: Mississippi, 2003 (409)
500+ Passing Yards	By Texas Tech:vs. Kansas State, 2005 (669) By Opponent: Houston, 1991 (533)
60+ Pass Attempts	By Texas Tech:vs. Texas, 2005 (64) By Opponent: Houston, 1989 (63)
70+ Pass Attempts	By Texas Tech:vs. Kansas State, 2005 (72) By Opponent: Houston, 1991 (70)
40+ Pass Completions	By Texas Tech:vs. Texas, 2005 (42) By Opponent: Has Not Happened
50+ Pass Completions	By Texas Tech:vs. Iowa State, 2003 (52) By Opponent: Has Not Happened
Five+ TD Passes	By Texas Tech:vs. Kansas State, 2005 (5) By Opponent: Texas A&M, 2002 (7)
500+ Yards of Total Offense	By Texas Tech:vs. Indiana State, 2005 (538) By Opponent: Missouri, 2003 (597)
600+ Yards of Total Offense	By Texas Tech:vs. Texas A&M, 2005 (627) By Opponent: Has Not Happened
700+ Yards of Total Offense	By Texas Tech:vs. Sam Houston State, 2005 (770) By Opponent: Has Not Happened
80+ Total Plays	By Texas Tech:vs. Texas A&M, 2005 (85) By Opponent: Florida International, 2005 (80)
90+ Total Plays	By Texas Tech:vs. Texas, 2005 (93) By Opponent: New Mexico, 2003 (93)
100+ Total Plays	By Texas Tech:vs. Iowa State, 2003 (111) By Opponent: Has Not Happened
70+ Points	By Texas Tech:vs. Sam Houston State, 2005 (80) By Opponent: Has Not Happened
60+ Points	By Texas Tech:vs. Indiana State (63) By Opponent: Missouri, 2003 (62)
50+ Points	By Texas Tech:vs. Texas A&M, 2005 (56) By Opponent: Texas, 2003 (51)
40+ Points	By Texas Tech:vs. Baylor, 2004 (42) By Opponent: at Texas, 2003 (43)
No Turnovers	By Texas Tech:vs. Alabama, 2005 By Opponent: Alabama, 2005
Safety Recorded	By Texas Tech:at Kansas, 2004, snapped out of end zone on punt By Opponent: at Kansas State, 2004, Cumbie flagged for intentional grounding in end zone
Shutout at Jones SBC Stadium	By Texas Tech:vs. Texas A&M, 2001, 12-0 By Opponent: vs. Arkansas, 1987, 31-0
Shutout on the Road	By Texas Tech:at Baylor, 2005, 28-0 By Opponent: at Nebraska, 1997, 29-0
100 Rusher/100 Receiver	By Texas Tech:vs. Texas A&M, 2005 (Taurean Henderson [109 Rush] and Jarrett Hicks [147 Rec]) By Opponent: Texas, 1998 (Ricky Williams [141 Rush] and Wane McGarity [174 Rec])
Two 100-Yard Rushers	By Texas Tech:vs. Lamar, 1988 (James Gray [113] and Clifton Winston [105]) By Opponent: Texas, 2004 (Vince Young [168] and Cedric Benson [158])
Two 100-Yard Receivers	By Texas Tech:at Kansas, 2004 (Trey Haverty [143] and Jarrett Hicks [131]) By Opponent: Baylor, 1998 (Morris Anderson [130] and D. Thompson [119])
Three 100-Yard Receivers	By Texas Tech:vs. Kansas State, 2005 (Henderson [118], Hicks [105] and Johnson [107]) By Opponent: Has Never Happened
Intercepted Five+ Passes	By Texas Tech:vs. Nebraska, 2004 (5) By Opponent: Oklahoma, 2003 (5)
Intercepted Four Passes	By Texas Tech:vs. Clemson, 2002 By Opponent: Kansas, 2004 Under 200 Yards of Total Offense By Texas Tech:at Texas, 1999 (160) By Opponent: New Mexico, 2002 (199)
Under 150 Yards of Total Offense	By Texas Tech:vs. Miami, 1990 (93) By Opponent: North Texas, 1998 (125)
Under 100 Yards Rushing	By Texas Tech:at Oklahoma State, 2005 (63) By Opponent: Nebraska, 2004 (93)
Under 50 Yards Rushing	By Texas Tech:vs. Texas, 2004 (-17) By Opponent: Clemson, 2002 (41)
Negative Rushing Yards	By Texas Tech:vs. Texas, 2004 (-17) By Opponent: Kansas State, 1996 (-12)
No Touchdown	By Texas Tech:vs. Nebraska, 1997 By Opponent: Florida International, 2005
Offensive Two-Point Conversion	By Texas Tech:at Baylor, 2005 By Opponent: Texas, 2003
35 Minutes of Possession	By Texas Tech:vs. Iowa State, 2003 (36:15) By Opponent: Alabama, 2005 (38:58)
Scored TD in Last Minute to Win	By Texas Tech:vs. Oklahoma, 2005 By Opponent: Oklahoma State, 2005
Field Goal in Last Minute to Win	By Texas Tech:vs. Texas A&M, 1997 By Opponent:Alabama, 2005
Won on Two-Point Conversion	By Texas Tech:vs. Texas, 1988 By Opponent: SMU, 1961



History & Tradition



History and Tradition

Bowl History

Bowl Facts

- Texas Tech ranks 19th in all-time bowl appearances.
- Texas Tech is currently in the midst of a school record 13-consecutive bowl eligible seasons.
- Texas Tech has played in a school record six-straight bowl games (2000-05).
- Current Red Raider head coach Mike Leach is the only coach in the program's history to guide his first six teams to bowl appearances.
- Only one school in the Big 12 has been bowl eligible in each of the league's 10 seasons – Texas Tech.

All-Time Bowl Appearances

1. Alabama	53
2. Tennessee	45
Texas	45
4. USC	44
5. Nebraska	43
6. Georgia	41
7. Oklahoma	39
8. Penn State	38
9. LSU	37
Michigan	37
Ohio State	37
12. Arkansas	34
Florida State	34
Georgia Tech	35
15. Florida	33
16. Auburn	32
17. Mississippi	31
18. Miami (Fla.)	30
19. TEXAS TECH.	29
20. Washington	28
Texas A&M	28
22. Clemson	27
Colorado	27
Notre Dame	27
UCLA	27

Texas Tech In Bowl Games

Season	Bowl	Opponent	Score	Tech Coach	Date
2005	Cotton	Alabama	10-13	Mike Leach	1/2/06
2004	Holiday	California	45-31	Mike Leach	12/30/04
2003	Houston	Navy	38-14	Mike Leach	12/30/03
2002	Tangerine	Clemson	55-15	Mike Leach	12/23/02
2001	Alamo	Iowa	16-19	Mike Leach	12/29/01
2000	Galleryfurniture	East Carolina	27-40	Mike Leach	12/27/00
1998	Independence	Mississippi	18-35	Spike Dykes	12/31/98
1996	Alamo	Iowa	0-27	Spike Dykes	12/29/96
1995	Copper	Air Force	55-41	Spike Dykes	12/27/95
1994	Cotton	Southern Cal	14-55	Spike Dykes	1/2/95
1993	John Hancock	Oklahoma	10-41	Spike Dykes	12/24/93
1989	All-American	Duke	49-21	Spike Dykes	12/28/89
1986	Independence	Mississippi	17-20	Spike Dykes	12/20/86
1977	Tangerine	Florida State	17-40	Steve Sloan	12/23/77
1976	Bluebonnet	Nebraska	24-27	Steve Sloan	12/31/76
1974	Peach	Vanderbilt	6-6	Jim Carlen	12/28/74
1973	Gator	Tennessee	28-19	Jim Carlen	12/29/73
1972	Sun	North Carolina	28-32	Jim Carlen	12/30/72
1970	Sun	Georgia Tech	9-17	Jim Carlen	12/19/70
1965	Gator	Georgia Tech	21-31	JT King	12/31/65
1964	Sun	Georgia	0-7	JT King	12/26/64
1955	Sun	Wyoming	14-21	DeWitt Weaver	1/1/56
1953	Gator	Auburn	35-13	DeWitt Weaver	1/1/54
1951	Sun	Pacific	25-14	DeWitt Weaver	1/1/52
1948	Raisin	San Jose State	13-20	Dell Morgan	12/31/48
1947	Sun	Miami (Ohio)	12-13	Dell Morgan	1/1/48
1941	Sun	Tulsa	0-6	Dell Morgan	1/1/42
1938	Cotton	St. Mary's (CA)	13-20	Pete Cawthon	1/2/39
1937	Sun	West Virginia	6-7	Pete Cawthon	1/1/38

Texas Tech Bowl Series Records

Bowl	No.	W/L/T	Pct.	Seasons
Sun/John Hancock	9	1-8-0	.111	1937, 41, 47, 51, 55, 64, 70, 72, 93
Gator	3	2-1-0	.667	1953, 65, 73
Cotton	3	0-3-0	.000	1938, 94, 05
Alamo	2	0-2-0	.000	1996, 01
galleryfurniture.com/Houston	2	1-1-0	.500	2000, 03
Independence	2	0-2-0	.000	1986, 98
Tangerine	2	1-1-0	.500	1977, 02
All-American	1	1-0-0	1.000	1989
Bluebonnet	1	0-1-0	.000	1976
Copper	1	1-0-0	1.000	1995
Peach	1	0-0-1	.000	1974
Raisin	1	0-1-0	.000	1949
Holiday	1	1-0-0	1.000	2004

Individual Bowl Honors

Year	Player	Bowl	Award
2005	David Schaefer	Cotton Bowl	Scholar Athlete
2004	Sonny Cumbie	Holiday Bowl	Offensive MVP
	Vincent Meeks	Holiday Bowl	Defensive MVP
2003	B.J. Symons	Houston Bowl	Most Valuable Player
	Adell Duckett	Houston Bowl	Defensive MVP
2002	Kliff Kingsbury	Tangerine Bowl	Most Valuable Player
	John Saldi	Tangerine Bowl	Team Defensive MVP
2001	Anton Paige	Alamo Bowl	Fred Jacoby Sportsmanship Award
1998	Keith Cockrum	Independence Bowl	Scholar-Athlete Award
1996	Shane Dunn	Alamo Bowl	Fred Jacoby Sportsmanship Award
1995	Byron Hanspard	Copper Bowl	Most Valuable Player
1995	Zebbie Lethridge	Copper Bowl	Bowl Offensive Player of the Game
1993	Shawn Jackson	John Hancock Bowl	Most Valuable Lineman
1989	James Gray	All American Bowl	Most Valuable Player
1986	James Mosley	Independence Bowl	Outstanding Def. Player
1976	Rodney Allison	Bluebonnet Bowl	Most Valuable Back
1974	Larry Isaac	Peach Bowl	Outstanding Offensive Player
1973	Joe Barnes	Gator Bowl	Most Valuable Player
1972	George Smith	Sun Bowl	Most Valuable Player
1972	Ecomet Burley	Sun Bowl	Most Valuable Lineman
1965	Donny Anderson	Gator Bowl	Most Valuable Player
1954	Bobby Cavazos	Gator Bowl	Most Valuable Player
1942	Ty Bain	Sun Bowl	Most Valuable Player
1939	Elmer Tarbox	Cotton Bowl	Outstanding Player



Texas Tech All-Americans



E.J. Holub
C/LB, 1959-60




Phil Tucker
G, 1967




Andre Tillman
TE, 1976



Ted Watts
DB, 1980



Charles Odiorne
OT, 1989




Byron Morris
RB, 1993



Byron Hanspard
RB, 1996




Dave Parks
SE, 1964-65



Kenny Vinyard
PK, 1968



Thomas Howard
LB, 1976



Gabriel Rivera
DT, 1982



Mark Bounds
P, 1991



Zach Thomas
LB, 1994-95




Montae Reagor
DE, 1998



Donny Anderson
RB, 1964-65




Denton Fox
DB, 1969



Dan Irons
OT, 1977



Tyrone Thurman
KR, 1988



Lloyd Hill
WR, 1992



Marcus Coleman
DB, 1995



Dwayne Slay
FS, 2005

First-Team All-Americans

2005	Dwayne Slay	FS
1998	Montae Reagor	DE
1996	Byron Hanspard	RB
1995	Zach Thomas	LB
	Marcus Coleman	DB
1994	Zach Thomas	LB
1993	Byron Morris	RB
1992	Lloyd Hill	SE
1991	Mark Bounds	P
1989	Charles Odiorne	OT
1988	Tyrone Thurman	KR
1982	Gabriel Rivera	DT
1980	Ted Watts	DB
1977	Dan Irons	OT
1976	Thomas Howard	LB
1973	Andre Tillman	TE
1969	Denton Fox	DB
1968	Kenny Vinyard	PK
1967	Phil Tucker	OG
1965	Donny Anderson	RB
1964	Donny Anderson	RB
1963	Dave Parks	SE
1960	E.J. Holub	C/LB
1959	E.J. Holub	C/LB
1945	Walter Schlinkman	B
1938	Leonard Latch	OT
	A.B. (Abe) Murphy	OT
1935	Herschel Ramsey	E

Second-Team All-Americans

2001	Kevin Curtis	FS
2000	Kevin Curtis	SS
1998	Ricky Williams	TB
1997	Montae Reagor	DE
1995	Marcus Coleman	DB
1994	Zach Thomas	LB
1993	Byron Morris	RB
1992	Lloyd Hill	WR
1991	Tracy Saul	DB
1989	James Gray	RB
1980	Ted Watts	DB
1974	Ecomet Burley	OT
1972	Donald Rives	DT
1968	Don King	OL
1966	Larry Gilbert	TE
1953	Bobby Cavazos	RB
1951	Jerell Price	OT

Third-Team All-Americans

2004	Trey Haverty	IR
2001	Lawrence Flugence	LB
	Aaron Hunt	DE
1998	Ricky Williams	RB
1996	Ben Kaufman	OT
1994	Zach Thomas	LB
1991	Tracy Saul	FS
1989	Charles Odiorne	OT
1986	Brad Hastings	LB
1978	James Hadnot	FB
1953	Bobby Cavazos	RB



History and Tradition

Texas Tech All-Americans

HONORABLE MENTION ALL-AMERICANS


1995	Byron Hanspard.....	RB
1985	Carl Carter.....	DB
	Brad Hastings.....	LB
1984	Dwayne Jiles.....	LB
1982	Ricky Gann.....	K
1980	Renie Baker.....	SE
	James Giles.....	DT
	Tate Randle.....	S
	Gabriel Rivera.....	DT
	Ted Watts.....	DB
1976	Mike Sears.....	OG
1970	Ken Perkins.....	DB
1956	Barton Massey.....	C
1953	Bobby Cavazos.....	RB
	Jack Kirkpatrick.....	QB
	Jerry Walker.....	OT
1952	Bobby Cavazos.....	RB
1951	Bobby Cavazos.....	RB
1944	Walter Schlinkman.....	B
1938	Elmer Tarbox.....	HB

ACADEMIC ALL-AMERICANS

2002	Kliff Kingsbury.....	QB
1999	Keith Cockrum.....	LB
1993	Robert King.....	P
1992	Robert King.....	P
1989	Tom Mathiasmeier.....	DE
1983	Chuck Alexander.....	DB
1980	Jeff McKinney.....	LB
1980	Maury Buford.....	P
1979	Maury Buford.....	P
1972	Jeff Jobe.....	E

MISCELLANEOUS ALL-AMERICA HONORS

2005	McKinner Dixon.....	DE
	Second-Team Freshman All-America (Collegefootballnews.com)	
2003	Brock Stratton.....	LB
	Second-Team Freshman All-America (The Sporting News)	
2000	Wes Welker.....	PR
	Third-Team Freshman All-America (The Sporting News)	
1997	Ricky Williams.....	RB
	Second-Team Freshman All-America (The Sporting News)	
1991	Scott Fitzgerald.....	C
	First-Team Freshman All-America (Football News)	
1991	Shawn Jackson.....	DE
	First-Team Sophomore All-America (Football News)	
1989	Tracy Saul.....	FS
	First-Team Freshman All-America (Football News)	
1986	Brad Hastings.....	LB
	First-Team Senior All-America (Mizlou TV)	
1984	Calvin Riggs.....	DE
	First-Team Sophomore All-America (Football News)	
1938	Leonard Latch.....	OT
	Unsung All-America First-Team (Associated Press)	



Andre Tillman

Dave Parks

Wes Welker



All-Conference Honors

BIG 12 CONFERENCE

2005...IR Danny Amendola, C Brandon Jones, DE Keyunta Dawson, WR Joel Filani, RB Taurean Henderson, WR Jarrett Hicks, QB Cody Hodges, IR Robert Johnson (Big 12 Offensive Newcomer of the Year), SS Vincent Meeks, OL Manuel Ramirez, P Alex Reyes, LB John Saldi, LB Fletcher Session, FS Dwayne Slay, PK Alex Trica, OL E.J. Whitley, KR Shannon Woods.

2004...PR Danny Amendola, OG Cody Campbell, QB Sonny Cumbie, DE Adell Duckett, C Dylan Gandy, IR Nehemiah Glover, IR Trey Haverty, RB Taurean Henderson, WR Jarrett Hicks, OT Daniel Loper, SS Vincent Meeks, DE Seth Nitschmann, LB John Saldi, LB Mike Smith

2003...SS Ryan Aycock, C Toby Cecil, DE Adell Duckett, WR Carlos Francis, WR Nehemiah Glover, RB Taurean Henderson, OL Daniel Loper, FS Vincent Meeks, TE Mickey Peters, LB Brock Stratton, QB B.J. Symons, PR Wes Welker

2002...SS Ryan Aycock, C Toby Cecil, DE Adell Duckett, LB Lawrence Flugence, WR Nehemiah Glover, CB Joselio Hanson, RB Taurean Henderson, DE Aaron Hunt, QB Kliff Kingsbury, OT Daniel Loper, TE Mickey Peters, OG Rex Richards, LB John Saldi, LB Mike Smith, WR Wes Welker, OL E.J. Whitley

2001...RB Ricky Williams, OL Rex Richards, QB Kliff Kingsbury, DE Aaron Hunt, LB Lawrence Flugence, SS Kevin Curtis, RB Ivory McCann, RB Wes Welker, WR Mickey Peters, C Toby Cecil, OL Matt Heider, WR Carlos Francis, DL Clayton Harmon, LB Jonathan Hawkins, FS Ryan Aycock, DB Joselio Hanson, SS Paul McClendon, DE Rodney McKinney, LB Mike Smith


2000...QB Kliff Kingsbury, SS Kevin Curtis, LB Lawrence Flugence, WR Tim Baker, PR Wes Welker, CB Antwan Alexander, WR Derek Dorris

1999...T Jonathan Gray, G Curtis Lowery, DE Taurus Rucker, TE Kyle Allamon, DT Kris Kocurek

1998...DE Montae Reagor, DE Taurus Rucker, K Chris Birkholz, CB Darwin Brown, WR Donnie Hart, DT Kris Kocurek, OL Curtis Lowery, PR John Norman, TB Ricky Williams

1997...DE Montae Reagor, LB Eric Butler, CB Tony Darden, WR Donnie Hart, FS Dane Johnson, DT Cody McGuire, C Jay Pugh

1996...RB Byron Hanspard, DE Tony Daniels, K Jaret Greaser, LB Robert Johnson, OL Ben Kaufman



Manuel Ramirez

SOUTHWEST CONFERENCE

1995...R Marcus Coleman, TB Byron Hanspard, LB Zach Thomas, PR Dane Johnson

1994...R Marcus Coleman, S Bart Thomas, LB Zach Thomas, DT Damon Wickware, CB Cat Adams, C Scott Fitzgerald, PR Dane Johnson

1993...RB Byron Morris, QB Robert Hall, WR Lloyd Hill, OT Stacey Petrich, C Brad Elam, WR Derrell Mitchell, P Robert King

1992...WR Lloyd Hill, OG Stance Labaj, DB Tracy Saul, OT Charlie Biggurs, DE Shawn Jackson, LB Mike Liscio, RB Byron Morris

1991...P Mark Bounds, WR Rodney Blackshear, DB Tracy Saul, OT Charlie Biggurs, OG Jason Duvall, KS Lin Elliott, SS Brian Dubiski, LB Matt Wingo

1990...WR Rodney Blackshear, KR Tracy Saul, LB Matt Wingo, LB Charles Rowe, DB Sammy Walker

1989...RB James Gray, OG Nathan Richburg, OT Charles Odiome, C Len Wright, DE Tom Mathiasmeier, LB Charles Rowe, DB Sammy Walker, DT Charles Perry, KR Tracy Saul

1988...QB Billy Joe Tolliver, KR Tyrone Thurman, OT Charles Odiome, DT Desmond Royal

1987...WR Wayne Walker, WR Eddy Anderson, QB Billy Joe Tolliver, RB James Gray, OG Mike McBride, OG Jeff Keith, K Scott Segrist, LB Michael Johnson, DT Artis Jackson

1986...LB Brad Hastings, C Chris Tanner, WR Wayne Walker, KR Tyrone Thurman

1985...LB Brad Hastings, DB Carl Carter

1984...LB Dwayne Jiles, LB Brad Hastings, DB Carl Carter

1983...S Stan David

1982...NT Gabriel Rivera, K Ricky Gann, B Anthony Hutchison

1981...P Maury Buford, S Tate Randle

1980...S Ted Watts, S Tate Randle

1979...FB James Hadnot, S Ted Watts

1978...FB James Hadnot, S Larry Flowers, OG Joe Walstad, K Bill Adams, P Maury Buford

1977...LB Mike Mock, DE Richard Arledge, OT Dan Irons, DB Eric Felton

1976...QB Rodney Allison, DE Harold Buell, DB Greg Frazier, LB Thomas Howard, TB Larry Isaac, OT Dan Irons, OT Mike Sears

1975...NT Ecomet Burley, TE Pat Felux, CB Tony Green, S Curtis Jordan, OG Tommy Lusk, OG Mike Sears

1974...E Lawrence Williams, DE Tommy Cones, NT Ecomet Burley, DB Curtis Jordan

1973...G Dennis Allen, QB Joe Barnes, DT Ecomet Burley, OT Tom Furgerson, KS Don Grimes, G David Knaus, RB Larry Isaac, DB Kenneth Wallace, DB Danny Willis, TE Andre Tillman

1972...C Russell Ingram, NT Don Rives

1971...DB Marc Dove, LB Larry Molinare

1970...DE Bruce Dowdy, DT Wayne McDermand, DB Ken Perkins, HB Doug McCutchen

1969...DB Denton Fox, DE Richard Campbell, K Jerry Don Sanders

1968...G Don King, E Richard Campbell, S Larry Alford, K Kenny Vinyard

1967...G Phil Tucker, HB Mike Leinert, C Jerry Turner, LB Ed Mooney

1966...E Larry Gilbert, HB Mike Leinert


1965...HB Donny Anderson, QB Tom Wilson

1964...HB Donny Anderson, S Teddy Roberts

1963...E David Parks, HB Donny Anderson

1962...E David Parks

1960...C E.J. Holub



Marcus Coleman




History and Tradition

All-Conference Honors

BORDER CONFERENCE

- 1955...T Jerry Walker, FB James Sides, G Hal Broadfoot, T Bill Herchmann, HB Don Schmidt
- 1954...E Claude Harland, T Jerry Walker, HB Rick Spinks, FB James Sides, E Dean White, T Bill Herchmann, T Bob Kilcullen, G Hal Broadfoot, G Arlen Wesley, C Dwayne West, QB Jerry Johnson, HB Walter Bryan
- 1953...T Jerry Walker, T Jimmy Williams, G Don Gray, QB Jack Kirkpatrick, HB Bobby Cavazos (Capt.), FB James Sides, First Team; E Vic Spooner
- 1952...HB Bobby Cavazos, G Ray Howard, HB Jim Turner
- 1951...T Jerrell Price (Capt.), G Ray Howard, C Aubrey Phillips, HB Bobby Cavazos, QB Junior Arterburn, HB Jim Turner
- 1950...T Jerrell Price, G Robert Broyles
- 1949...T Marshall Gettys, G Dan Pursel, FB James Conley, HB Calvin Steveson
- 1948...E Bill Kelley, T Marshall Gettys, G Dan Pursel, T John Andrews, G Dorrell McCurry, QB Ernest Hawkins
- 1947...T Bernie Winkler, C Roland Nabors, E Joe Smith, QB Fred Brown, HB Ed Smith
- 1946...T Bernie Winkler, G Floyd Lawhorn, C Roland Nabors, HB Roger Smith, T Clyde Hall, FB Ed Robnett
- 1943-5...No All-Conference team
- 1942...B J.R. Calahan, B Walter Schlinkman, E Joe Smith, T George Zoller, G Doyle Caraway, G Will Allbright, B Don Austin
- 1941...QB Tyrus Bain, FB Charles Dvoracek
- 1937...E Herschel Ramsey, G Floyd Owens, HB Elmer Tarbox, First Team; G Lewis Jones
- 1936...E Herschel Ramsey, T William Holcomb, C Tox Wiginton, HB Jim Neill
- 1935...G Walker Nichols, QB Charles Duvall
- 1934...C Lawrence Priddy, HB G.C. Dowell, G Pete Owens
- 1933...E Elva Baker, E Matt Hitchcock



Bobby Cavazos



Byron Hanspard



Academic All-Conference

2005...First Team: SirDon Lewis, Psychology; David Schaefer, Biochemistry; **Second Team:** Lance Fuller, Business; John Saldi, Communications; Calen Shearer, Business; Alex Trlica, Finance.

2004...First Team: Sonny Cumbie, History; Cody Fuller, Communications; Joe Garcia, Undeclared; Sione Havili, Human Development & Family Studies; Brock Stratton, Restaurant, Hotel & Institutional Management; Josh Rangel, Public Relations; Alex Trlica, Pre-Nursing; Geremy Woods, Graduate Studies/Marketing. **Second Team:** Brian Bishop, General Business; Cody Campbell, MBA; Dylan Gandy, Finance; SirDon Lewis, Human Development & Family Studies; Seth Nitschmann, Finance; Brent Slaughter, Petroleum Land Management; Keith Toogood, Marketing.

2003...First Team: Marcus Boyd, Marketing/Management; Cody Campbell, MBA; Cody Fuller, Communications; Taylor Jobe, Advertising; Byron Johnson, Marketing/Management; Josh Rangel, Public Relations; Dupree Scovell, Finance/Graduate. **Second Team:** Ryan Aycock, Communication Studies; Toby Cecil, Finance; Joel Filani, Undeclared; Dylan Gandy, History; Trey Haverty, Management; B.J. Symons, Management; Keith Toogood, Business; Geremy Woods, Graduate Studies.

2002...First Team: Eric Barte, Exercise and Sport Science; Cody Campbell, Finance/Economics; Toby Cecil, Finance; Lennard Christensen, High Performance

Management; Cody Fuller, Undeclared; Dylan Gandy, Business; Taylor Jobe, Advertising; Kliff Kingsbury, Master's of Sport Management. **Second Team:** Ryan Aycock, Communication Studies; Marcus Boyd, Marketing; Cody Davis, Management; Adell Duckett, Exercise and Sport Science; Trey Haverty, Management; Byron Johnson, Marketing; Clay McGuire, History; Josh Page, Master's of Restaurant, Hotel and Institutional Management; Josh Rangel, Public Relations; Ricky Sailor, Human Development and Family Studies; B.J. Symons, Management; Robert Treece, Exercise and Sport Science; E.J. Whitley, Undeclared; Robert Wyatt, Graduate Studies.

2001...First Team: Ryan Aycock, Communication Studies; Eric Barte, Exercise and Sport Science; Marcus Boyd, Management Information Systems; Rusty Bucy, Communication Studies; Cody Campbell, Finance/Economics/Petroleum Land Management; Toby Cecil, Business; Lennard Christensen, High Performance Management/Graduate School; Dylan Gandy, Undeclared; Trey Haverty, Undeclared; Byron Johnson, Marketing; Kliff Kingsbury, Management;

Paul McClendon, Management Information Systems; Dupree Scovell, Management/Marketing; King Scovell, Finance/General Business; Robert Wyatt, Restaurant, Hotel and Institutional Management. **Second Team:** Peter Abrigg, Construction Technology; Preston Hartfield, Exercise Sport Management; Jonathan Hawkins, Teacher Certification/Graduate School; Josh Page, Restaurant, Hotel and Institutional Management; Justin Reed, Communication Studies; B.J. Symons, Finance; Wes Welker, Undeclared.


2000...First Team: Peter Abrigg, Construction Technology; Ryan Aycock, Communication Studies; Chris Birkholz, Biology; Tony Cantu, Spanish/Exercise Sciences; Lennard Christensen, High Performance Management; John DePasquale, MBA; Carlos Francis, Exercise and Sport Science; Jonathan Hawkins, Sports Management; Sam Hooks, MBA; J.P. Jansen, Agronomy; Kliff Kingsbury, Management; Paul McClendon, MIS; Robert Monroe; Kyle Sanders, Master's of Science/Motor Behavior; King Scovell, Finance; Robert Wyatt, Restaurant/Hotel Management. **Second Team:** Rusty Bucy, Communications; Will Culpepper, MBA; Derek Dorris, Exercise and Sport Science; Kris Kocurek, Exercise and Sport Science; Mickey Peters, Exercise and Sport Science; Justin Reed, Communications; Toby Shain, Exercise and Sports Science; Reggie Savage, Exercise and Sport Science; J.J. Williams, Exercise and Sport Science; Shaud Williams, Marketing.

1999...First Team: Peter Abrigg, Arts & Sciences; Eric Barte, Chris Birkholz, Biology; Reagan Bownds, Agriculture Business; Brien Burchett; Keith Cockrum, Finance; J.P. Jansen, Agronomy; Kliff Kingsbury; Paul McClendon, MIS; Robert Monroe; Rob Peters, Accounting; Brian Roberson, Engineering; Charlie Robinson; Kyle Sanders, History; King Scovell, Finance; Kyle Shipley, Finance; Robert Wyatt. **Second Team:** Rusty Bucy; Will Culpepper, Management; Paul Erickson, History; Matt Heider, Mathematics; Josh Page; Reggie Savage, Exercise & Sports Sciences; J.J. Williams

1998...First Team: Chris Birkholz, Biology; Reagan Bownds, Agribusiness; Keith Cockrum, Finance; Jaret Greaser, Agriculture Economics; Matt Heider, Undeclared; Jeremy Hernandez, Biochemistry; Paul McClendon, Undeclared; Robert Monroe, Accounting; Cody Patton, Interdisciplinary Agriculture; Rob Peters, Accounting; Brian Roberson, Engineering; Kyle Sanders, History; King Scovell, Finance; Kyle Shipley, Finance. **Honorable Mention:** Kris Kocurek, Undeclared; Montae Reagor, Exercise & Sport Science; Reggie Savage, Exercise & Sport Science

1997...First Team: Reagan Bownds, Agricultural Business; Corey Chandler, Communications; Keith Cockrum, MIS/Finance; Jaret Greaser, Agriculture Econ.; Jeremy Hernandez, Bio-Chemistry; Cody Patton, Agriculture; Rob Peters, Accounting; Zac Potter, Accounting; Brian Roberson, Civil Engineering; Tony Rogers, Marketing. **Honorable Mention:** Tim Baker, MIS; Jonathan Hawkins, ESS; Kyle Shipley, Accounting; Matt Tittle, Communications; Duane Toliver, Business

1996...First Team: Sone Cavazos, Civil Engineering; Keith Cockrum, Finance; Jaret Greaser, Agricultural Business; Jeremy Hernandez, Bio Chemistry; Ryan Jones, Communications; Rob Peters, Accounting; Tony Rogers, Marketing; Field Scovell, General Business. **Honorable Mention:** Corey Chandler, Communications



Montae Reagor

Academic All-SWC

1995...Ed Hendrix, ESS; Tony Rogers, Management; Field Scovell, Finance

1994...Scott Aylor, Electrical Engineering; Ed Hendrix, ESS

1993...Jason Clemmons, ESS; Robert King, Chem. Engineering; Stacey Petrich, Finance

1992...Steve Carr, Marketing; Scott Fitzgerald, Electrical Eng.; Stacey Petrich, Finance

1991...King Hodson, RHIM; Steve Carr, Marketing; Stacey Petrich, Finance

1990...Chris Naughton, ESS; Jason Rattan, Pre-Vet. Medicine; David McFarland, Finance

1989...David McFarland, Finance; Tom Mathiasmeier, Finance; Bart Talkington, English

1988...Tom Mathiasmeier, Finance; Bart Talkington, English

1987...Eric Everett, Physical Education; Terry Lynch, Broadcast Journalism; Tim Tannehill, Physical Education



Cody Campbell



History and Tradition


Tech in the Draft

Year	Player	Round	Team
2006	E.J. Whitley	7th	Dallas
2005	Dylan Gandy, C	4th	Indianapolis
	Daniel Loper, OT	5th	Tennessee
	Mike Smith, LB	7th	Baltimore
2004	Carlos Francis, WR	4th	Oakland
	B.J. Symons, QB	7th	Houston
2003	Aaron Hunt, DE	6th	Denver
	Kliff Kingsbury, QB	6th	New England
2002	Kevin Curtis, S	4th	San Francisco
2001	Kris Kocurek, DT	7th	Seattle
2000	Anthony Malbrough, DB	5th	Cleveland
	Sammy Morris, RB	5th	Cleveland
1999	Montae Reagor, DE	2nd	Denver
	Darwin Brown, DB	5th	Denver
1998	Tony Darden, DB	7th	Minnesota
1997	Byron Hanspard, RB	2nd	Atlanta
1996	Marcus Coleman, DB	5th	New York Jets
	Zach Thomas, LB	5th	Miami
1994	Byron Morris, RB	3rd	Pittsburgh
	Lloyd Hill, WR	6th	Chicago
	Derrell Mitchell, FL	6th	New England
1992	Anthony McDowell, FB	8th	Tampa Bay
	Donald Harris, CB	12th	Dallas
1991	Sammy Walker, CB	4th	Pittsburgh
1990	James Gray, TB	5th	New England
1989	Billy Joe Tolliver, QB	2nd	San Diego
1988	Eric Everett, CB	5th	Philadelphia
	Lemuel Stinson, CB	6th	Chicago
	Artis Jackson, DT	10th	Miami
1987	Roland Mitchell, CB	2nd	Buffalo
	Timmy Smith, RB	5th	Washington
	Leonard Jones, R	9th	Minnesota
1986	Tim Crawford, DE	3rd	New York Jets
	Carl Carter, FS	4th	St. Louis
	King Simmons, CB	12th	Cleveland
1985	Dwayne Jiles, LB	5th	Philadelphia
	Joe Walter, OT	7th	Cincinnati
	Brad White, DT	11th	New York Jets

Year	Player	Round	Team
1984	Stan David, FS	7th	Buffalo
1983	Gabriel Rivera, DT	1st	Pittsburgh
	Hasson Arbubakrr, DT	9th	Tampa Bay
	Anthony Hutchison, HB	10th	Chicago
1982	Maury Buford, P	8th	San Diego
	Tate Randle, S	8th	Miami
	Ron Reeves, QB	10th	Houston
1981	Ted Watts, DB	1st	Oakland
1980	James Hadnot, TE/FB	3rd	Kansas City
	Larry Flowers, WS	4th	Tampa Bay
	Ken Walter, OT	8th	Baltimore
	Jeff Copeland, LB	8th	Cleveland
	Willie Stephens, CB	10th	Chicago
1979	Brian Nelson, SE	11th	Minnesota
1978	Billy Taylor, FB	4th	New York Giants
	Eric Felton, CB	5th	New Orleans
	Jim Krahl, DT	5th	New York Giants
	Mike Mock, DE	8th	New York Jets
	Dan Irons, OT	12th	San Francisco
1977	Thomas Howard, LB	3rd	Kansas City
	Tommy Duniven, QB	6th	Cincinnati
1976	Curtis Jordan, S	6th	Tampa Bay
	Tony Green, DB	17th	Atlanta
1975	Lawrence Williams, HB	7th	New England
	Calvin Jones, SE	16th	Philadelphia
1974	Andre Tillman, TE	2nd	Miami
	Joe Barnes, QB	13th	Chicago
1973	Russell Ingram, OG	9th	Atlanta
	Don Rives, DT	15th	Chicago
1972	John Odom, R	10th	New York Giants
1970	Denton Fox, DB	3rd	Dallas
	Charley Evans, TE	9th	Kansas City
	Jerry Sanders, K	12th	Cleveland
1969	Jacky Stewart, FB	4th	Baltimore
	Kenny Vinyard, K	6th	Green Bay
	Leon Lovelace, DT	13th	Buffalo
	Jim Moylan, DT	13th	Minnesota
	Gary Golden, S	15th	San Francisco



Dave Parks



E.J. Whitley



History and Tradition



Montae Reagor



Aaron Hunt

Year	Player	Round	Team
1968	Ed Mooney, LB	4th	Detroit
	Mike Leinert, HB	15th	Oakland
1967	Ronnie Pack, OG	12th	New Orleans
	Jerry Lovelace, HB	14th	Washington
1966	Donny Anderson, RB	1st	Green Bay (NFL)
	Jim Zaniros, FB	9th	Dallas (NFL)
1965	John Carrell, OT	15th	Pittsburgh (NFL)
	Jeff White, TE	18th	Green Bay (NFL)
1964	Leo Lowery, FB	18th	Los Angeles (NFL)
	Donny Anderson, RB	1st	Houston (AFL)
1964	John Carrell, OT	7th	Oakland (AFL)
	Jeff White, TE	11th	San Diego (AFL)
1964	Dave Parks, TE	1st	San Francisco (NFL)
	Dave Parks, TE	4th	San Diego (AFL)
1963	Roger Gill, DE	12th	Philadelphia (NFL)
	Coolidge Hunt, FB	16th	Green Bay (NFL)
1962	Roger Gill, DE	22nd	San Diego (AFL)
	Pat Holmes, OT	3rd	Philadelphia
1961	Bake Turner, HB	12th	Baltimore
	E.J. Holub, C	2nd	Dallas Cowboys (NFL)
1960	E.J. Holub, C	1st	Dallas Texans (AFL)
	Ken Talkington, QB	2nd	Los Angeles
1958	Gene Bartley	7th	Chicago
	Max Brod	24th	New York Giants
1957	Floyd Dellinger, QB	27th	Pittsburgh
	Bob Witucki, QB	27th	San Francisco
1957	Bob Kilcullen, OT	8th	Chicago
	Don Williams, QB	13th	Chicago
1956	Bill Herschman	3rd	San Francisco
	Don Schmidt, HB	6th	Baltimore
1955	Jerry Walker, OT	12th	Chicago
	James Sides, FB	13th	Philadelphia
1955	Ken Vakey, DE	19th	Green Bay
	Ronnie Herr, HB	21st	Chicago
1955	Bryan Walter	9th	Baltimore
	Claude Harland, TE	10th	Los Angeles
1954	Rick Spinks, FB	21st	Cleveland
	Ken Elmore	22nd	Los Angeles
1954	Bobby Cavazos, HB	3rd	Chicago
	Jimmie Williams, OT	8th	Green Bay
1953	Karl Klutz	17th	San Francisco
	Jim Turner, HB	18th	Washington
1952	Jerrell Price, OT	6th	Los Angeles
	Aubrey Phillips	13th	Los Angeles
1951	Jerrell Price, OT	20th	New York
	Ed Price	27th	New York
1950	Earl Jackson	29th	Los Angeles
	Elbert Johnson	27th	Detroit
1949	Glenn Lewis	5th	Green Bay (NFL)
	Charles Reynolds	6th	Los Angeles (NFL)
1948	Bobby Williams	14th	Green Bay (NFL)
	Bill Kelly	23rd	Green Bay (NFL)
1948	Abbie Reynolds	15th	Chicago (AAFC)
	Floyd Lawhorne	24th	Washington (NFL)
1947	Ralph Earhart	32nd	Green Bay (NFL)
	Joe Smith	5th	Baltimore (AAFC)
1947	Bernie Winkler	14th	Los Angeles (AAFC)
	Floyd Lawhorne	23rd	San Francisco (AAFC)
1946	Roland Nabors, C	18th	Boston (NFL)
	Gene Standefer	26th	Los Angeles (NFL)
1945	Joe Smith	26th	Chicago (NFL)
	Bernie Winkler	30th	Philadelphia (NFL)
1945	Ed Robnett	12th	San Francisco (AFL)
	Roland Nabors, C	18th	New York (AAFL)
1944	Pat Farris	10th	Detroit
	Ed Robnett	18th	Washington
1944	Newman Ledbetter	28th	Chicago
	Walter Schlinkman, RB	1st	Green Bay
1943	Jack Dillon	27th	New York Giants
	Roger Smith	7th	Chicago
1942	Bucky Gillenwater	23rd	Brooklyn
	Doyle Carraway	9th	New York Giants
1941	Charley Dvoracek	19th	Philadelphia
	Lonnie McCurry	16th	Brooklyn
1940	Rex Williams	7th	New York Giants
	Bill Davis	11th	Chicago
1939	Elmer Tarbox, HB	3rd	Cleveland
	Herschel Ramsey	6th	Philadelphia



History and Tradition

Tech in the Pros

EUGENE ALFORD, B

Portsmouth Spartans..... 1931-33
Cincinnati Reds1934
St. Louis Gunners.....1934

GLEN AMERSON, B

Philadelphia Eagles.....1961

DONNY ANDERSON, B

Green Bay Packers 1966-71
St. Louis Cardinals 1972-74

HASSON ARBUAKRR, DE

Tampa Bay Bucs.....1983
Minnesota Vikings.....1984

JUNIOR ARTERBURN, QB

Chicago Cardinals.....1954

TIM BAKER, WR

Pittsburgh Steelers.....2001
Carolina Panthers.....2002
San Diego Chargers.....2003

JOE BARNES, QB

Chicago Bears.....1974

WINFORD BAZE, B

Philadelphia Eagles.....1937

WILLIAM BROWN, B

Brooklyn Dodgers.....1943
Brooklyn Tigers.....1944
Pittsburgh Steelers.....1945

ROBERT BRYANT, OT

San Francisco 49ers..... 1946-49

WALTER BRYANT, B

Baltimore Colts.....1955

MAURY BUFORD, P

San Diego Chargers..... 1982-84
Chicago Bears..... 1985-86, 89-91
New York Giants.....1988

J.R. CALLAHAN, B

Detroit Lions.....1946

CODY CAMPBELL, OL

Indianapolis Colts.....2005

JOHN CARRELL, LB

Houston Oilers.....1966

CARL CARTER, DB

St. Louis Cardinals..... 1986-87
Phoenix Cardinals..... 1988-89
Cincinnati Bengals.....1990
Tampa Bay Bucs.....1991
Green Bay Packers.....1992

BOBBY CAVAZOS, B

Chicago Cardinals.....1954

TOBY CECIL, C

Carolina Panthers.....2004
St. Louis Rams..... 2004-05

MARCUS COLEMAN, DB

New York Jets..... 1996-01
Houston Texans..... 2002-05

KEVIN CURTIS, S

San Francisco 49ers.....2002

STAN DAVID, LB

Buffalo Bills.....1984
Kansas City Chiefs.....1986

GAINES DAVIS, OG

New York Giants.....1936

WILLIAM DAVIS, OT

Chicago Cardinals..... 1940-41
Brooklyn Dodgers.....1943
Miami Seahawks.....1946

DEREK DORRIS, WR

New York Giants.....2002

GWYN DOWELL, B

Chicago Cardinals..... 1935-36

TOMMY DUNIVEN, QB

Houston Oilers..... 1977-78

RALPH EARHART, B

Green Bay Packers..... 1948-49

LIN ELLIOTT, K

Dallas Cowboys..... 1992-93
Kansas City Chiefs..... 1994-95

ERIC EVERETT, DB

Philadelphia Eagles..... 1988-89
Tampa Bay Buccaneers.....1990
Kansas City Chiefs.....1991
Minnesota Vikings.....1992

ERIC FELTON, DB

New Orleans Saints..... 1978-79
New York Giants.....1980

LARRY FLOWERS, DB

New York Giants..... 1980-84
New York Jets.....1985

ROBERT FLOWERS, C

Green Bay Packers..... 1942-49

CARLOS FRANCIS, WR

Oakland Raiders..... 2004-05

DYLAN GANDY, OL

Indianapolis Colts.....2005

ROGER GILL, E

Philadelphia Eagles..... 1964-65

JAMES HADNOT, B

Kansas City Chiefs..... 1980-83

BYRON HANSPARD, B

Atlanta Falcons..... 1997-00
Tampa Bay Buccaneers.....2002

LEONARD HARRIS, WR

Tampa Bay Buccaneers.....1986
Houston Oilers..... 1987-93
Atlanta Falcons.....1994

WILLIAM HERCHMAN, OT

San Francisco 49ers..... 1956-59
Dallas Cowboys..... 1960-61
Houston Oilers.....1962

WILLIAM HOLCOMB, OT

Philadelphia Eagles.....1937

PAT HOLMES, OT

Houston Oilers..... 1966-72
Kansas City Chiefs.....1973

E.J. HOLUB, LB/C

Dallas Texans..... 1961-62
Kansas City Chiefs..... 1963-70

THOMAS HOWARD, LB

Kansas City Chiefs..... 1977-83
St. Louis Cardinals..... 1984-85

ANTHONY HUTCHISON, B

Chicago Bears..... 1983-84
Buffalo Bills.....1985

CHARLES JACKSON, S

Washington Redskins.....1987

DEWAYNE JILES, LB

Philadelphia Eagles..... 1985-88
New York Giants.....1989

CURTIS JORDAN, DB

Tampa Bay Buccaneers..... 1976-80
Washington Redskins..... 1981-86

WILLIAM KELLEY, E


Green Bay Packers

ROBERT KILCULLEN, OT

Chicago Bears..... 1957-65

KLIFF KINGSBURY, QB

New England Patriots..... 2003-04
New Orleans Saints.....2004
New York Jets.....2005



Sammy Morris

KRIS KOCUREK, DT

Seattle Seahawks.....2001
Tennessee Titans..... 2001-02

JIM KRAHL, DB

New York Giants.....1978
Baltimore Colts.....1979
San Francisco 49ers.....1980

DEVIN LEMONS, DE

Chicago Bears..... 2001-02
Washington Redskins.....2004

ZEBBIE LETHRIDGE, DB

Miami Dolphins..... 2001-02

DANIEL LOPER, OT

Tennessee Titans.....2005



Marcus Coleman

History and Tradition

ANTHONY LYNN, B

Denver Broncos.....1993
San Francisco 49ers..... 1995-96
Denver Broncos..... 1997-99

ANTHONY MALBROUGH, DB

Cleveland Browns.....2000
Houston Texans.....2002

JOSEPH MAREK, B

Brooklyn Dodgers.....1943

ANTHONY MCDOWELL, B

Tampa Bay Buccaneers..... 1992-94

MONTE MCGUIRE, QB

Denver Broncos.....1987

DERRELL MITCHELL, E

New Orleans Saints.....1994

ROLAND MITCHELL, DB

Buffalo Bills.....1987
Phoenix Cardinals.....1989
Atlanta Falcons.....1990
Green Bay Packers..... 1991-94

MIKE MOCK, LB

New York Jets.....1977

ED MOONEY, LB

Detroit Lions..... 1968-71
Baltimore Colts..... 1972-73

BYRON MORRIS, B

Pittsburgh Steelers..... 1994-95
Baltimore Ravens..... 1996-96
Kansas City Chiefs..... 1997-99

SAMMY MORRIS, RB

Buffalo Bills.....2000-03
Miami Dolphins.....2004-05

ROLAND NABORS, C

New York Yankees.....1948

JAMES NEILL, B

New York Giants.....1937
Chicago Cardinals.....1939

TRUETT OWENS, G

Brooklyn Dodgers.....1943

DAVE PARKS, E

San Francisco 49ers..... 1964-67
New Orleans Saints.....1968-72
Houston Oilers.....1973

MAC PERCIVAL, K

Dallas Cowboys.....1967
Chicago Bears..... 1968-73

MICKEY PETERS, IR

Tennessee Titans.....2004

JERRELL PRICE, G

Chicago Cardinals.....1951

SCOTT PRINCE, E

Miami Seahawks.....1946

HERSCHEL RAMSEY, E

Philadelphia Eagles..... 1938-40, 45

TATE RANDLE, DB

Houston Oilers.....1982
Baltimore Colts..... 1983-86
Miami Dolphins.....1987

WALTER RANKIN, B

Chicago..... 1941, 43, 45-47
Pittsburgh Steelers.....1944

MONTAE REAGOR, DE

Denver Broncos..... 1999-02
Indianapolis Colts..... 2003-05

GABRIEL RIVERA, DT

Pittsburgh Steelers.....1983

DON RIVES, LB

Chicago Bears..... 1973-78

EDWARD ROBNETT, B

San Francisco 49ers.....1947

FRANCIS SACHESE, B

Brooklyn Dodgers.....1943
Brooklyn Tigers.....1944
Boston Yankees.....1945

WALTER SCHLINKMAN, B

Green Bay Packers..... 1946-50

KING SIMMONS, DB

Cleveland Browns..... 1986-87
San Diego Chargers.....1987

JOSEPH SMITH, E

Baltimore Colts.....1948

MIKE SMITH, LB

Baltimore Ravens.....2005

TIMMY SMITH, B

Washington Redskins..... 1987-88

RICHARD STAFFORD, E

Philadelphia Eagles..... 1962-63

LEMUEL STINSON, DB

Chicago Bears..... 1989-92
Atlanta Falcons.....1993

B.J. SYMONS, QB

Houston Texans.....2004-05

BILLY TAYLOR, B

New York Giants..... 1978-81
Los Angeles Raiders.....1982

ZACH THOMAS, LB

Miami Dolphins..... 1996-05

ANDRE TILLMAN, TE

Miami Dolphins..... 1975-78

BILLY JOE TOLLIVER, QB

San Diego Chargers..... 1989-90
Atlanta Falcons..... 1991-93
Houston Oilers.....1994
Atlanta Falcons..... 1996-97
New Orleans Saints..... 1998-00

BAKE TURNER, E/B

Baltimore Colts.....1962
New York Jets..... 1963-69
Boston Patriots.....1970

KENNY VINYARD, K

Atlanta Falcons.....1970

SAMMY WALKER, DB

Pittsburgh Steelers..... 1991-92
Kansas City Chiefs.....1993
Green Bay Packers.....1994

WAYNE WALKER, WR

San Diego Chargers.....1989

JOE WALTER, T

Cincinnati Bengals..... 1985-97

TED WATTS, DB

Oakland Raiders..... 1981-84
New York Giants.....1985
San Diego Chargers.....1987

GEORGE WEBB, E

Brooklyn Dodgers.....1943

WES WELKER, IR

San Diego Chargers.....2004
Miami Dolphins..... 2004-05

LAWRENCE WILLIAMS, E

Kansas City Chiefs..... 1976-77
Cleveland Browns.....1977

REX WILLIAMS, C

Chicago Cardinals.....1940
New York Americans.....1940
Detroit Lions.....1945


RICKY WILLIAMS, RB

New Orleans Saints.....2002
Indianapolis Colts..... 2002-03

BERNARD WINKLER, T

Los Angeles Dons.....1948

Through 2005 Season



Donny Anderson



History and Tradition

All-Star Games

All-America Bowl

1976 Curtis Jordan S
1969 Kenny Vinyard K

Blue-Gray Game

1997 Tony Darden CB
1992 Stance Labaj OG
1991 Rodney Blackshear WR
Mark Bounds P
Anthony McDowell FB
1988 Desmond Royal DT
Merv Scurlark CB
1987 Eric Everett CB
Artis Jackson DT
1986 Brad Hastings LB
Roland Mitchell CB
1985 Carl Carter CB
Mike Kinsey LB
1984 Dwayne Jiles LB
1983 Stan David S
1982 Hasson Arbubakrr DT
Gabriel Rivera NG
1981 Maury Buford P
Tate Randle S
1980 Jeff McKinney OLB
1977 Eric Felton DB
Mike Mock LB
1975 Tony Green CB
Curtis Jordan S
1970 Denton Fox DB
Charles Evans E
Jerry Don Sanders K
1969 Roger Freeman HB
Jim Moylan T
Mike Patterson T
Kenny Vinyard K
1968 Mike Leinert HB
John Scovell QB
Phil Tucker G
1961 Bake Turner B
1959 Ronnie Rice HB
Jerry Selfridge T
Pat Hartsfield E
1957 Lonnie Graham B
1955 Bill Herchman T
Jack Kirkpatrick B
1954 Claude Harland E
Jerry Johnson B
Rick Spinks E
1953 Vic Spooner E
Jimmy Williams T
1951 Aubrey Phillips C
1947 Roland Nabors C
Joe Smith E

Coaches All-American Game

1976 Tony Green CB
Curtis Jordan S
1975 Tommy Cones DE
David Knaus NG
1974 Joe Barnes QB
Kenneth Wallace DB
1973 David Corley DT
Russell Ingram C
Don Rives LB
1972 Larry Molinare LB
1970 Richard Campbell E
Charles Evans E
Denton Fox B
1966 Donny Anderson HB
1964 Dave Parks E
1961 E.J. Holub C
(Army duty prevented playing)

Chicago Tribune All-Stars

1965 Donny Anderson HB
1964 Dave Parks C
1961 E.J. Holub C
1959 Floyd Dellinger HB
1956 Bill Herchman T
1954 Bobby Cavazos B
1952 Jerrell Price T
1948 Roland Nabors C
1947 James Reed
1945 Walter Schlinkman B

Copper Bowl

1958 Jerry Bell QB
Floyd Dellinger HB
Phil Williams T

Dallas All-Star

1939 Elmer Tarbox B
1938 Lewis Jones G

East-West Shrine Game

2005 Taurean Henderson RB
Dwayne Slay FS
E.J. Whitley OL
2004 Adell Duckett DE
2003 Wes Welker WR
2002 Aaron Hunt DE
Lawrence Flugence LB
2001 Kevin Curtis FS
Ricky Williams RB
2000 Curtis Lowery OL
Sammy Morris RB
1999 Donnie Hart WR
Montae Reagor DE
1998 Dane Johnson S
1996 Zach Thomas LB
1995 Jon Davis K
Scott Fitzgerald C
1994 Lloyd Hill WR
1993 Tracy Saul S
1990 James Gray TB
1980 Ken Walter T
1969 Don King G
Jackie Stewart FB
1968 Ed Mooney LB
1967 Ronnie Pack G
1963 Dave Parks E
1960 E.J. Holub C
1957 Charlie Moore G
1951 Jerrell Price T
1946 Walter Schlinkman B
1939 Elmer Tarbox B
1929 Ransom Walker B

Hula Bowl

2005 Khalid Naziruddin DB
Bristol Olomua TE
2004 Cody Campbell OG
Sonny Cumbie QB
Dylan Gandy C
Daniel Loper OT
2003 Wes Welker WR
2002 Kliff Kingsbury QB
Rex Richards OG
2000 Chris Birkholz K
Kris Kocurek DT
1999 Darwin Brown CB
Donnie Hart WR
1998 Tony Darden CB
Dane Johnson S
1997 Casey Jones OG
1996 Marcus Coleman DB

Zach Thomas LB
1987 Chris Tanner C
1986 Carl Carter CB
Mike Kinsey LB
1980 James Hadnot FB
1978 Rodney Allison QB
Dan Irons DT
1977 Thomas Howard LB
1974 Joe Barnes QB
Andre Tillman E
1973 Don Rives LB
1970 Richard Campbell DE
Denton Fox DB
1969 Don King G
1968 Phil Tucker G
1967 Ronnie Pack G
1966 Donny Anderson B
Tom Wilson QB

INS All-Southwest 11

1956 Doug Campbell G
(Second Team)

Japan Bowl

1993 Charlie Biggers OT
Tracy Saul S
1991 Rodney Blackshear WR
Anthony Lynn RB
1990 James Gray RB
1980 Larry Flowers DB
1978 Rodney Allison QB
Dan Irons OT
1977 Thomas Howard LB
1976 Ecomet Burley NG

King All-America Classic

1990 Charles Odiome T
Kevin Sprinkles TE

Las Vegas All-america Classic

2003 Toby Cecil C

North-South Game

1969 Leon Lovelace T
1968 Jerry Turner C
1967 David Baugh HB
James Henkel T

Olympia Gold Bowl

1982 Tate Randle S

Gridiron Classic

2004 Cody Campbell OG
2000 Derek Dorris WR
John Norman LB
1999 Darwin Brown CB

Salad Bowl

1955 Walter Bryan B
Claude Harland E
Bobby Hunt G
Jerry Johnson B
Ken Kummer G
Ralph Martin C
Rick Spinks B
Dean White E

Senior Bowl

2002 Kliff Kingsbury QB
2000 Sammy Morris RB
1999 Montae Reagor DE
1997 Ben Kaufman OT
1994 Donny Brooks DB
Lloyd Hill WR
1987 Lemuel Stinson DB
1982 Maury Buford P
1981 Ted Watts FS
1980 James Hadnot FB
1974 Andre Tillman E
1973 Russell Ingram C
1969 Kenny Vinyard K
1964 Dave Parks E
1961 E.J. Holub C
1954 Bobby Cavazos B
Jimmy Williams T

Southwest Challenge


1962 Nathan Armstrong T
Coolidge Hunt FB
Johnny Lovelace T



Zach Thomas


Team Awards

Doak Walker Award



Byron Hanspard

Since the inception of the Doak Walker Award in 1990, Texas Tech is the only school to have two different players receive the honor. Byron Morris garnered the honor following the 1993 season, while Byron Hanspard received the award in 1996.



Byron "Bam" Morris

Heisman Trophy

The Heisman Trophy was established in 1935 by the Downtown Athletic Club in New York to honor the nation's most outstanding college football player. Five Texas Tech players have finished in the national balloting:

- 2003 B.J. Symons – QB (10th)
- 2002 Kliff Kingsbury – QB (9th)
- 1996 Byron Hanspard – RB (6th)
- 1965 Donny Anderson – HB (4th)
- 1960 E.J. Holub – C (10th)



B.J. Symons

National Football Foundation and College Hall of Fame


The National Football Foundation and College Hall of Fame recognizes those who made an impact on college football during their careers. There are approximately 800 members currently in the Hall of Fame, picked from a pool of over four million players throughout collegiate football history. Two are from Texas Tech – E.J. Holub and Donny Anderson. Kliff Kingsbury was honored by the organization in December 2002 with an \$18,000 post-graduate scholarship.



E.J. Holub



Donny Anderson



Kliff Kingsbury

Postseason Honors

National Football Foundation and College Hall of Fame

Post-Graduate Scholarship

2002... Kliff Kingsbury

Touchdown Club of Columbus Sammy Baugh Trophy

2003... B.J. Symons

2002... Kliff Kingsbury

NCAA Post-Graduate Scholarship

1996... Field Scovell

1990... Thomas Mathiasmeier

1985... Bradford White

1978... Richard Arledge

1975... Jeffrey Jobe

1968... John Scovell

1965... James Ellis, Jr.

Street & Smith's 50th Anniversary Team

1960... E.J. Holub, C



History and Tradition

Team Awards

Pete Cawthon Memorial Team Most Valuable Player Award

2005	Taurean Henderson	RB
2004	Mike Smith	LB
2003	Wes Welker	WR
2002	Aaron Hunt	DE
	Kliff Kingsbury	QB
2001	Kevin Curtis	FS
	Ricky Williams	RB
2000	Kliff Kingsbury	QB
	Kevin Curtis	SS
1999	Sammy Morris	RB
1998	Montae Reagor	DE
1997	Montae Reagor	DE
1996	Byron Hanspard	RB
1995	Zach Thomas	LB
1994	Zach Thomas	LB
1993	Byron Morris	RB
1992	Lloyd Hill	WR
1991	Robert Hall	QB
1990	Rodney Blackshear	WR
1989	James Gray	B
1988	Billy Joe Tolliver	QB
1987	James Gray	B
1986	Roland Mitchell	DB
1985	Carl Carter	DB
1984	Freddie Wells	FB
	Dwayne Jiles	LB
1983	Ronald Byers	NG
1982	Gabriel Rivera	DL
1981	Terry Baer	LB
1980	Ted Watts	S
1979	James Hadnot	FB
1978	Don Kelly	LB
1977	Mike Mock	LB
	Billy Taylor	FB
1976	Thomas Howard	LB
1975	Pat Felix	TE
1974	Lawrence Williams	HB
1973	Joe Barnes	QB
1972	Donald Rives	G
1971	Larry Molinare	LB
1970	Bruce Dowdy	DE
1969	Denton Fox	DB
1968	Don King	G
1967	Jerry Turner	C
1966	James Henkel	T
1965	Donny Anderson	HB
1964	Jerry Don Balch	E
1963	Bill Shaha	G
1962	David Parks	E

Dell Morgan Memorial Courage Award

2005	Khalid Naziruddin	CB
	Trey Haverty	IR
2003	Carlos Francis	WR
2002	Rodney McKinney	DL
2001	Jason May	OL
2000	Wes Welker	RB
1999	Rob Peters	QB
1998	Rob Peters	QB
1997	Zebbie Lethridge	QB
	Cody McGuire	DT
1996	Ryan Donohue	LB
1995	Shawn Banks	LB
1994	Robert Johnson	LB
	Scott Fitzgerald	C
1993	Bruce Hill	FB
1992	Stance Labaj	OL
1991	Matt Wingo	LB
1990	Stephon Weatherspoon	LB
1989	Clifton Winston	FB
1988	Ervin Farris	FB

1987	Bart Reagor	DB
1986	Brad Hastings	LB
1985	Scott Davis	DT
1984	Joe McMeans	OG
	Wayne Dawson	DE
1983	Kerry Tecklenburg	LB
1982	Stan Williams	LB
1981	Ron Reeves	QB
1980	Roger Jones	DE
1979	Johnny Quinney	LB
1978	Brian Nelson	SE
1977	Gary McCright	LB
	Rodney Allison	QB
1976	Bill Bothwell	DT
1975	Ray Hennig	DT
1974	David Knaus	DL
1973	James Mosley	B
1972	Harold Lyons	G
1971	Marc Dove	DB
1970	Bob Mooney	DT
1969	Dickie Grigg	DB
1968	Rob Junell	LB
1967	Pat Knight	E
1966	Guy Griffis	S
1965	Tom Wilson	QB
1964	C.C. Willis	LB
1963	Sam Cornelius	E
1962	Bill Worley	HB
1961	Larry Jones	E

Donny Anderson Sportsmanship Award

2005	Khalid Naziruddin	CB
2004	Clay McGuire	RB
2003	Preston Hartfield	RB
2002	King Scovell	IR
2001	Ryan Aycock	SS
2000	John Norman	LB

1999	Sammy Morris	RB
1998	Matt Tittle	QB
1997	Dane Johnson	FS
1996	Sone Cavazos	QB
	Jody Brown	LB
	Corey Chandler	DT
1995	Byron Hanspard	TB
1994	Byron Hanspard	TB
1993	Robert Hall	QB
1992	Tracy Saul	DB
1991	Tracy Saul	DB
1990	Bill DuBose	OT
1989	Charles Odiorne	OT
	Charles Perry	DT
1988	Boyd Cowan	DB
1987	Scott Toman	QB
1986	Aubrey Richburg	OT
1985	Tim Crawford	DE
1984	Troy Smith	WR
	Brad White	DT
1983	Chuck Alexander	DB
1982	David Joeckel	C
1981	Maury Buford	P
	Tate Randle	S
1980	Jim Verden	DT
1979	Ken Walter	OT
	David Hill	DT
1978	Curtis Reed	NG
1977	Terry Anderson	C
1976	Tommy Duniven	QB
1975	Ecomet Burley	DL
1974	Tommy Cones	DE
1973	George Herro	LB
	Ken Wallace	DB
1972	Doug McCutchen	B
	Quintin Robinson	LB
1971	David Browning	L
1970	Larry Hargrave	B
1969	Tom Sawyer	B



Fred Thwait

History and Tradition



James Gray

E.J. Holub Double Tough Leadership Award

2005	Dwayne Slay	FS
2004	Mike Smith	LB
2003	B.J. Symons	QB
2002	Kliff Kingsbury	QB
2001	Ricky Williams	RB
1999	Kyle Shipley	LB
1998	Donnie Hart	WR
1997	Stoney Garland	DT
1996	Robert Johnson	LB
1995	Zach Thomas	LB
1994	Byron Wright	DE
1993	Stacey Petrich	OT
1992	Ben Kirkpatrick	LB
1991	Rodney Blackshear	WR
1990	Stephon Weatherspoon	LB
1989	James Gray	RB
1988	Billy Joe Tolliver	QB
1987	David Stickels	OG
1986	Chris Tanner	C
1985	Tim Crawford	DE
1984	Brad White	DT
1983	Ronald Byers	DT

Dare to Be Great Award

(Off-Season Strength and Conditioning)

2005	Khalid Naziruddin	CB
2004	Clay McGuire	RB
2003	Preston Hartfield	IR
2002	King Scovell	IR
2001	Mark Washington	FS
2000	Rickey Hunter	RB
1999	Taurus Rucker	DE
1998	Montae Reagor	DE
1997	Cody McGuire	DT
1996	Casey Jones	OG
1995	Corey Chandler	DT
1994	Scott Fitzgerald	C
1993	Scott Aylor	TE
1992	Tracy Saul	FS
1991	Keith Cripps	WR
1990	Tony Hooper	TE
1989	Tommy Webb	OT
1988	Clifton Winston	FB
1987	Jeff Keith	OG
1986	Danny Schwertner	DT

1985	Calvin Riggs	DE
1984	Joe McMeans	OG
1983	Curt Cole	TE
1982	David Eliff	FB
1981	C.M. Pier	DE

JT King Award (For Most Improved Player)

2005	Fred Threweatt	DT
2004	Johnnie Mack	RB
2003	Preston Hartfield	RB
2002	Mickey Peters	IR
2001	Kliff Kingsbury	QB
2000	Rickey Hunter	RB
1999	Anthony Malbrough	CB
1998	Oscar Solis	CB
1997	Tim Winn	TE
1996	Shane Dunn	OG
1995	Jerod Fiebiger	TE
1994	Zach Thomas	LB
1993	Larry Starr	FB
1992	Harry Dyas	DE
1991	Donny Brooks	DB
1990	Byron Hooper	WR
1989	Anthony Lynn	RB
1988	Charles Rowe	LB
1987	Clifton Winston	FB
1986	Monte McGuire	QB
1985	Scott Davis	DT
1984	Chris Tanner	C
1983	Dale Brown	RB
1982	Roderick Smith	TE
1981	Lewis Washington	DE
1980	Dane Kerns	DT
	Tracy Kensing	OT
1979	David Hill	DT
1978	Travis Mileur	C

Clint Ramsey Academic Effort Award

2005	Bryan Kegans
2004	Cody Campbell Jeremy Woods
2003	Taylor Jobe
2002	Lennard Christensen
2001	Lance Williams
2000	Derrick Briggs
1999	Tim Duffie
1998	Sammy Morris
1997	Jayson Hansen
1996	Montae Reagor Taurus Rucker Shawn Hurd
1995	Byron Wright
1994	Scott Fitzgerald Stacey Petrich
1993	Andy Chance
1992	Matt Wingo
1991	Jason Rattan
1990	Tommy Webb
1989	Dal Watson
1988	Ricky Boysaw
1987	

Khalid Naziruddin

2005 Award Winners

- Academic – Bryan Kegans
- Captains – Keyunta Dawson, Cody Hodges, Khalid Naziruddin, Dwayne Slay, E.J. Whitley
- Most Courageous – Khalid Naziruddin
- Offensive Scout Team – Caesar Martinez
- Defensive Scout Team – Ryan Hale
- Special Teams – Alex Trlica
- Most Conditioned – Khalid Naziruddin
- Most Improved – Fred Threweatt
- Newcomer – Robert Johnson
- Defensive Back – Vincent Meeks
- Wide Receiver – Joel Filani
- Linebacker – John Saldi
- Offensive Back – Taurean Henderson
- Defensive Line – Keyunta Dawson
- Offensive Line – E.J. Whitley
- Defensive MVP – Dwayne Slay
- Offensive MVP – Cody Hodges
- Team MVP – Taurean Henderson



History and Tradition

Hall of Honor

The Texas Tech Athletic Hall of Honor was established in 1961 to recognize a select group of people who have had a special impact on Texas Tech athletics. Induction into the Hall is not limited to past athletes or administrators, although many Red Raider stars are among the members. To be eligible for consideration, the candidate should not have brought distinction to the Texas Tech athletic program, but also have displayed qualifications such as sportsmanship, character, and integrity. A former athlete is not eligible until 10 years after his/her class has graduated. Full-time Texas Tech athletic employees are not eligible. Inductees are honored at the annual Hall of Honor Banquet on Friday night before the Texas or Texas A&M home football game. Since the Hall of Honor's initial ceremony, 128 people have been inducted. More detailed information can be found at www.TexasTech.com and click on Hall of Honor

JACK ALDERSON, (1999) Basketball – 1950-52

DR. R.G. "WICK" ALEXANDER, (2000) Football, Baseball, Key Marsha Sharp Center donor

RODNEY ALLISON, (2003) Football – 1975-77

DONNY ANDERSON, (1978) Football – 1963-65; All-American – 1964-65

E. F. (JUNIOR) ARTERBURN, (1979) Football – 1950-51

JOYCE ARTERBRUN, (2003) Creator of the High Riders – 1976

GARY ASHBY, (1999) Baseball, Player and Coach; All-American – 1977

***DOUG AULT**, (1990) Baseball All-American – 1972

***GENERAL ROSS AYERS**, (1966) Football -- 1930-32

***TY BAIN**, (1990) Football – 1939-41

AMANDA BANKS, (2004) Track 1986-89; All-American – 1989

JOE BARNES, (1986) Football – 1971-73

***GENE BARNETT**, (1987) Football – 1937-38

***VERNON (BUDDY) BARRON**, (1976) Football – 1950-52

***ALLEN (CHUFF) BENTON**, (1975) Red Raider Club President – 1958-60

***J.O. (BUDDY) BROTHERS**, (1971) Football – 1927-30

MARSHALL BROWN, (1970) Basketball – 1939-40

SHARON MOULTRIE-BRUNER, (1998) Track --1979-82; All-American – 1981-82

MAURY BUFORD, (2001) Football – 1978-81

RICK BULLOCK, (1985) Basketball – 1973-76

ECOMET BURLEY, (2004) Football – 1972-75

JOHN PAUL CAIN, (1998) Golf; 1955-56, 1958-1959

***D. C. (PREACHER) CALLOWAY**, (1985) Football – 1925-26

***HURLEY CARPENTER**, (1962) Football and Track -- 1925-29

BOBBY CAVAZOS, (1968) Football – 1951-53

RICHARD CAVAZOS, (1982) Football – 1949-50

***PETE CAWTHON**, (1961) Athletic Director/Head Football Coach – 1930-40

JOHN CONLEY, (1995) Coach and Administrator – 1961-1985

JACK DALE, (1990) "Voice" of the Red Raiders – 1953-2003

***DR. J. WILLIAM DAVIS**, (1974) Chairman of the Athletic Council – 1948-69

***G. C. (MULE) DOWELL**, (1963) Football -- 1932-34; Coach and Administrator 1939-41

SPIKE DYKES, (2001) Head Football Coach – 1986-99; Assistant Coach -- 1984-86

***MARSH FARMER**, (1962) Track – 1938-40

JOHN FARQUHAR, (1990) Golf – 1955-56, 1958-59

WILL FLEMONS, (2003) Basketball – 1990-93

DENTON FOX, (2001) Football – 1967-69; All-American – 1969

***R. P. (BOB) FULLER**, (1979) Executive Committee Red Raider Club; Past President

RUBEN GARCIA, (1991) Baseball – 1970-73

MARSHALL GETTYS, (1967) Football – 1947-50

GENE GIBSON, (2002) Basketball – 1947-50; Basketball Head Coach – 1962-69

BYRON GILBREATH, (1984) Football and Basketball – 1941-42

ROBERT GRAHAM, (2005) Swimming – 1966-67; two-time SWC Champion, All-American

***J. L. GULLEY**, (1981) Football – 1947-49

JAMES HADNOT, (2005) Football – 1976-79; second team All-American

JERRY HAGGARD, (1987) Basketball and Baseball – 1967-69

TIM HATCH, (1987) Football – 1948-50

ERNEST HAWKINS, (1975) Football, Basketball, Track – 1944, 1947-50

***GARLAND HEAD**, (1982) Football and Basketball – 1941-43, 1946

LEON (POD) HILL, (2005) Basketball – 1957-59; two-time All-SWC

LLOYD HILL, (2005) Football – 1990-93; All-American, NFL Draft pick by Chicago

***VOLNEY (SATCHE) HILL**, (1965) Football and Baseball – 1925-28

E. J. HOLUB, (1977) Football – 1958-60; All-American – 1959-60

THOMAS HOWARD, (1993) Football – 1974-76, All-American – 1976

JANICE HUDSON, (2001) Volleyball Coach – 1975-85

***BERL HUFFMAN**, (1972) Football, Basketball, Baseball, Track Coach – 1935-70

MIKE HUMPHREYS, (2005) Baseball – 1986-88; Freshman All-American, All-SWC

DAN IRONS, (1999) Football – 1975-77; All-American – 1977

***ED IRONS**, (1973) Football and Basketball – 1940-42


LEETE JACKSON, (1975) Football – 1946-47; Executive VP of the RRC -- 1951-85

BUBBA JENNINGS, (1995) Basketball – 1981, 1983-85


***MORLEY JENNINGS**, (1976) Athletic Director – 1941-51



Dub Malaise



Billy Joe Tolliver



Bobby Cavazos

History and Tradition

NOEL JOHNSON, (2005) Basketball – 1992-95; two-time All-SWC

***CLIFFORD B. JONES**, (1970) President of Texas Tech – 1938-44

LEWIS JONES, (1972) Football – 1936-37

T. JONES, (2004) Director of Athletics – 1985-93

CURTIS JORDAN, (1999) Football – 1972-75

BILL KELLEY, (1980) Football, Basketball and Track – 1945-48

***J.T. KING**, (1980) Head Football Coach – 1961-69; Athletic Director – 1970-78

KRISTA KIRKLAND-GERLICH, (2003) Basketball – 1990-93; Member of 1993 National Championship Team

JACK KIRKPATRICK, (1971) Football – 1952-55

***ARCH LAMB**, (1991) Founder of Saddle Tramps -- 1936

***GEORGE LANGFORD**, (1964) Football – 1929-32

DAN LAW, (1984) Football – 1955-56; Baseball – 1956-57; Key donor to baseball facility

***T.L. LEACH**, (1977) Athletic Council Member and Chairman – 22 years

LISA LOVE, (2000) Volleyball – 1974-77

DUB MALAISE, (1984) Basketball – 1964-66

JESSE MARSH, (1992) Diving -- 1964-66; All-American – 1966

DANNY MASON, (2002) Golf Coach – 1964-66, 1969-80

JAMES MAYS, (1991) Track -- 1978-81; All-American – 1980-81

LONNIE "PRIMO" MCCURRY, (2000) Football – 1938-40

***JEANNINE MCHANNEY**, (1995) Coach and Administrator – 1966-1994

BECKY (BOXWELL) McILRAITH, (2005) Volleyball – 1984-87; three-time All-SWC

JIM McNALLY, (1993) Swimming Coach – 1959-79

JEFF MITCHELL, (2001) Golf – 1974-76; Golf Coach – 1990-2000

***DELL MORGAN**, (1963) Head Football Coach – 1940-50

***G. B. MORRIS**, (1979) Football – 1933-34

DEL RAY MOUNTS, (1977) Basketball – 1960-62

GERALD MYERS, (1969) Basketball – 1957-59; Basketball Coach -- 1971-90; Athletic Director -- 1996-present

***ROLAND (TUFFY) NABORS**, (1985) Football – 1946-47; Basketball – 1943, 1946-47

***WALKER NICHOLS**, (1968) Football – 1933-35

***WINFIELD W. (WINDY) NICKLAUS**, (1966) Football -- 1925-28; Baseball -- 1926-28

PAUL NOLEN (1998) Basketball – 1951-53

CHARLES ODIORNE, (2004) Football – 1986-89; All-American -- 1989

JOHN OWENS, (1993) Baseball – 1968-71

DAVE PARKS, (1990) Football – 1961-63; All-American – 1963

***GEORGE PHILBRICK**, (1993) Football -- 1936-38; Tennis Coach – 1952-78

AUBREY (RED) PHILLIPS, (1986) Football – 1949-51

***JERRELL PRICE**, (1974) Football – 1949-51

***YANCY PRICE**, (1974) Football – 1930-33

***PARKER PROUTY**, (1992) Past President of the Red Raider Club

JIM W. REED, (1967) Basketball – 1953-56

***CHARLES REYNOLDS**, (2005) Track; six-time Border Conference champion

GABRIEL RIVERA (1993) Football – 1979-82; All-American – 1982

POLK F. ROBISON, (1976) Basketball -- 1932-34; Basketball Coach -- 1942-61; Athletic Director -- 1961-70; Finance/Development Officer – 1970-77

TRACYS SAUL, (2003) Football – 1989-92

***WALTER SCHLINKMAN**, (1961) Football and Track -- 1942, 1944-45

***PRINCE SCOTT**, (1986) Football – 1938-40

JOHN SCOVELL, (1981) Football – 1965-67

KAL SEGRIST, (1993) Baseball Head Coach – 1968-83

***L. EDWIN SMITH**, (1965) Football – 1935-37; Athletic Council and Red Raider Club Official

***DEAN W. L. STANGEL**, (1961) First Athletic Council Chairman -- 1925

JESS STILES, (1997) Assistant Football Coach 1969-77; Administrator – 1982-present

SHERYL SWOOPES, (2003) Basketball All-American – 1992-93; Member of 1993 National Championship Team

KENT TALKINGTON, (1973) Football – 1957-59

***ELMER TARBOX**, (1961) Football, Basketball, and Track – 1937-40

CAROLYN THOMPSON, (1997) Basketball – 1981-84

TYRONE THURMAN, (2002) Football – 1985-88; All-American -- 1988

ANDRE TILLMAN, (1992) Football – 1971-73; All-American – 1973

BILLYJOE TOLLIVER, (2002) Football – 1985-88

PHIL TUCKER, (1992) Football – 1965-67; All-American – 1967

***JERRY WALKER**, (1969) Football – 1952-55

***RANSOM WALKER**, (1961) Football, Basketball and Track – 1926-29

***DEWITT WEAVER**, (1978) Athletic Director and Football Coach – 1951-60

***DIRK WEST** (1998) Cartoonist/Humorist, Creator of Raider Red

***DIXIE WHITE**, (1983) Football – 1937-39

ELMER WILSON, (1992) Football – 1951-54; Baseball – 54-55

TOM WILSON, (1990) Football – 1963-65

***CHARLES WOOLDRIDGE**, (1964) Football and Track – 1928-30

* denotes deceased



Lisa Love



Elmer Tarbox




Spike Dykes

History and Tradition

Hall of Legacy

Established in 2003, the Hall of Legacy honors individuals and corporations who have made significant and special contributions to Texas Tech athletics through means other than athletic participation.


2005 Hall of Legacy Inductees



Kent Hance,
Texas State Senator



Jerry S. Rawls,
President & CEO, Finisar Corp.



Jack Hightower,
Chairman of the Board & CEO,
Celero Energy

“We are pleased to honor these inductees into the Athletic Hall of Legacy,” said Athletics Director Gerald Myers. “All of the inductees have made significant contributions to Texas Tech athletics that are making it possible for Texas Tech to support a broad-based, competitive program in the Big 12 Conference.”



Ted and Vickie Parker,
ICON Benefit Administrators



Delbert G. McDougal,
Chairman of the Board, McDougal Properties

2003 Hall of Legacy Inductees

- **John Montford**, President, External Affairs, AT&T
- **James E. Sowell**, Jim Sowell Construction Company
- **Edward E. Whitacre, Jr.**, Chairman and CEO, AT&T
- **Alan B. White**, Chairman of the Board and CEO, Plains Capital Corporation
- **United Supermarkets**

2004 Hall of Legacy Inductees

- **Ronnie Hill**, Area Vice-President, Coca-Cola
- **Don & Ethel McLeod**, Stenocall
- **City Bank, Curtis Griffith**,
Chairman of the Board



Letterwinners

A

Abendschan, John, 1995-96
Adams, Bo, 1994-95
Abrigg, Peter, 1999-02
Adams, Cat, 1993-94
Adami, Tres, 1976-78
Adams, Kirby, 1991-92
Adams, William A., 1964-65, 67
Adams, Bill, 1977-79
Adkins, Gregg, 1975-77
Agan, John Alvin, 1963-65
Aldridge, Kerm, 1936
Aleman, Josh, 2005
Alexander, Antwan, 1997-00
Alexander, Chuck, 1981-83
Alexander, Moody, Mgr., 1952-54
Alford, Gene, 1925
Alford, Larry, 1967-68
Allamon, Kyle, 1996, 98-99
Allbright, W. T., 1940-42
Allcorm, R. V., 1955-56
Allen, Bobby, 1966-68
Allen, Charles, 1948-49
Allen, Curtis, 1930
Allen, Dennis, 1971-73
Allen, Peter, 1990-93
Allen, Scott, 1990-91
Allen, Willie, 1976
Allison, Jimmy, 1957
Allison, Rodney, 1975-77
Amendola, Danny, 2004-05
Amerson, Glen, 1958-60
Amonett, Randy, Mgr., 1974-75
Amonett, Thayne, 1940-41
Anderson, Donny, 1963-65
Anderson, Eddy, 1985-88
Anderson, L. Don, 1943
Anderson, Lamont, 1999-02
Anderson, Phil, 1982-83
Anderson, Robert, 1993-95
Anderson, Terry, 1975-77
Andre, David, Tr., 1980-82
Andrews, Dick, 1948-49
Andrews, John, 1947-48
Anthony, Alton, 1950
Anthony, Ben, 1932
Anthony, Don, 1950
Anthony, Steve, Mgr., 1982
Arbubakrr, Hasson, 1981-82
Ardoin, Ty, 1995-98
Arista, Danny, 1988
Arledge, Richard, 1975-77
Armour, Anthony, 1992-93, 95-96
Armstrong, Sonny, 1961-62
Arnold, Jim, 1967
Arteburn, E. F., 1950-51
Austin, Don, 1940-42
Avent, John, 1965-67
Aycock, Greg, 2003-05
Aycock, Ryan, 2000-03
Ayers, Ross, 1930-32
Aylor, Scott, 1991-94

B

Bachman, Thomas, 2002-03
Baer, Terry, 1978-81
Bailey, Michael, 2002-03
Bailey, Sam, 1976-78
Baillio, Loyce J., 1940-41
Bain, Tyrus, 1939-41

Baine, Michael, 1982
Bake, Dek, 2004
Baker, Byron, 1993
Baker, Cody, 2005
Baker, Elva, 1931-33
Baker, John T., 1948-50
Baker, Kenny, 1965-67
Baker, Renie, 1980-81
Baker, Tim, 1997-00
Balch, Jerry Don, 1963-64
Bales, J.W., Mgr., 1967
Balfanz, Ralph, 1937-38
Ballard, James, Mgr., 1974-75
Ballew, Jess Lee, 1942
Banks, Kenneth, 1990
Banks, Shawn, 1992-95
Barber, Don, 1956-57
Barfoot, Clayton, 1936-37
Barginear, Wayne, 1964-65
Barker, Brian, 1992
Barksdale, David, 1986
Barlow, Joe, 1934-35
Barnard, Chas. F., 1937
Barnes, Joe, 1971-73
Barnes, Mike, 1975
Barnett, Bill, 1943
Barnett, Gene V., 1937-38
Barney, Phil, 1969-71
Barrington, Paul, 1951-52
Barron, Mickey, 1958-59
Barron, Vernon, 1950-53
Bartee, Eric, 2001-02
Bartel, Gary, 1972-74
Barton, Brent, 1989-90
Barton, Raymond, 1932-33
Bass, Jeff, Tr., 1977-78
Bass, Sheldon, 1994, 96
Bates, Ricky, 1973-75
Baty, Gaines, 1970-72
Baugh, David Lynn, 1964-66
Baze, Winfred, 1934-35
Bean, Gerald, 1982, 1985
Bearden, Bob, 1965
Beauchamp, J. V., 1933-35
Beavers, Dusty, 1992-93
Beery, Charlie, 1973-74
Beicker, James, 1973
Bechtol, Hubert, 1943
Bell, Jerry, 1957-58
Bell, Leroy
Benefield, Mike, 1996
Bennett, Jimmy, 1967-69
Bentley, Gene, 1956-58
Berlinger, Angel, 1976
Bernwanger, Brian, 1971-73
Bergman, Kim, 1973-75
Best, Robert, 1969-71
Biggers, Charlie, 1990-92
Bingham, Francis, 1939-41
Bingham, Park, 1972
Birdwell, John R., 1944
Birdwell, Russell, 1945-46
Birkholz, Chris, 1998-00
Bischof, Hans, 1978-80
Bischofberger, Brett, 2004-05
Bishop, Brian, 2004
Bishop, Ryan, 2001-04
Blackburn, W. E., 1925-27
Black, Clyde, 1944
Blackshear, Rodney, 1987-91
Blair, Roy, 1961
Blanda, Peter P., 1941

Blanton, Charlie, 1954-56
Bluntzer, Bob, 1952
Bloxom, Tom, 1974
Boatwright, Mark, Tr., 1981-82
Bolch, Bill, Mgr., 1972
Bomar, Jerry, 1974-75
Bonds, Doug, 1989
Bongo-Wanga, Loliki, 2002-03
Booe, Jackie, 1965-66, 68-69
Bostick, Thurman, 1937
Boswell, Roland, 1984-85
Bothwell, Bill, 1975-76
Bounds, Mark, 1991
Bowdre, David, 1983-84
Bowles, Don, Mgr., 1983-86
Bownds, Reagan, 1995, 97-99
Box, Sammy, Tr., 1977-80
Boyd, Marcus, 2000-03
Boyd, Russ, Tr., 1976-78
Boyer, Gary, 1952-54
Boysaw, Ricky, 1984-87
Bozeman, Randy, 1981-83
Bradshaw, Calvin, 2004
Bradshaw, R. D., 1952-55
Brandon, Vincent, 1991
Branson, Leland, Tr., 1982
Brawner, Judson, 1948-49
Brenner, Wich, 2000, 03
Breuer, Lou, 1966-68
Brewer, Robert, 1943
Briggs, Derrick, 1998-00
Brinkley, Sylvester, 2004-05
Brisco, Michael, 1989
Brixey, Jeryl L., 1985-86
Broadfoot, Hal R., 1954-56
Brock, Bryan, 1984
Brock, Jim, 1958-60
Brooks, Charles, 1952
Brooks, Donny, 1991-93
Brooks, Tyrone, 1993
Brosseau, Tom, 1972
Brothers, Buddy O., 1928-30
Broussard, Jamall, 2000
Brown, Dale, 1979, 1981, 1983
Brown, Darwin, 1996-98
Brown, David, 1950-52
Brown, Fred, 1943-47
Brown, James, C., 1937
Brown, Jody, 1993-96
Brown, Joe, 1966-68
Brown, Ross, 1948-49
Brown, Steve, Tr., 1970-72
Brown, Sylvester, 1974-76
Brown, Tony, 1990-91
Brown, Wm. L., 1939-40
Browning, David, 1969-71
Browning, James P., 1943
Browning, Jess L., 1935-36
Browning, Leslie, 1934-36
Broyles, Bobby, 1948-50
Bruce, Joe, 1954-55
Bryan, Bill, 1952-54
Bryan, Walter, 1953-54
Bryant, Dewayne, 1993
Bryant, George Marc, 1964-66
Bryant, Ted, Tr., 1980-82
Bucy, Rusty, 1999-00
Buell, Harold, 1974-76
Bufkin, Costin, 1944-45
Buford, Maury, 1978-81
Bunton, Marcus, 2005
Buntyn, Bobby, 1993

Burchett, Brien, 1999
Burden, Greg, 1988-90
Burke, Bill, 1955
Burke, Paul, 1993
Burley, Ecomet, 1972-75
Burnett, Larry, 1972-73
Burns, Chris, 1986, 1988
Burns, George, 1976-77
Bushong, Bruce, 1969-71
Butler, Eric, 1994, 95, 96, 97
Butler, Tony, 1967-68
Butts, Aubrey, 1933
Buzzard, Danny, 1981-84
Byers, Ronald, 1981-84
Byerly, Daylon, 1974
Byrd, Fred, 1935
Byrun, Dean, 1960-62

C

Cade, Brad, 1994-95
Caldwell, Jerry, 1984
Calhoun, Charlie, 1937-39
Callahan, J. R., 1941-42
Callaway, P. C., 1925-26
Callis, Andrew, 1997
Calvert, Denis
Campbell, Cliff, 1974
Campbell, Chris, 1976-77
Campbell, Cody, 2001-04
Campbell, Dave, Mgr., 1979-81
Campbell, Doug, 1954-56
Campbell, John, Mgr., 1981-82
Campbell, Richard, 1966, 68-69
Cannon, Dempsey, 1935-36
Cannon, Douglas, 1961-62
Cappleman, Edgar, 1926-29
Capps, Gene, 1948-49
Caraway, Doyle, 1940-42
Carmichael, Jimmy, 1971-73
Carpenter, George, 1949-50
Carpenter, Hurley, 1925-28
Carr, Steve, 1989-92
Carrell, John, 1963-65
Carruth, Erik, 1996-98
Carter, Carl, 1982-85
Carter, Charles, 1952
Carter, James, 1949-50
Carter, Jeff, 1988
Carter, John, 1992
Cartwright, Robby, 1996-98
Case, Harry, 1970-72
Caudle, Craig, 1980-82
Caughlin, Robert, 1977-78, 1980
Cavazos, Bobby, 1951-53
Cavazos, Dick, 1949-50
Cavazos, Sone, 1994-96
Cecil, James, 1964-65
Cecil, Toby, 2000-03
Chafin, Greg, 1981
Chambers, Sid, 1982-85
Chance, Andy, 1991
Chandler, Corey, 1994, 95-97
Chandler, Damian, 2001
Chandler, Freddie, 1973
Chapman, Miles, 1937
Chase, Joe, 1983, 1985
Cheatham, Earnest, 1974
Cheek, Harris, 1937-38
Chernosky, Maurice, 1936-37
Cherry, Randall, 2002-05
Christensen, Lennard, 2000-02



History and Tradition

Letterwinners

Christian, Daniel, 2004-05
Clark, Adrian, 1932-34
Clark, Jim, 1950
Clark, Tracey, 1992
Clecker, James, 1945
Clemmons, Jason, 1992-93
Cline, Bobby, 1957, 59-60
Close, Bobby, 1949-51
Close, Edgar, 1931
Cluff, Ron, 1982
Coats, Jack, 1942-46
Cockburn, Jackie, 1948-52
Cockrell, Joe, 1983
Cockrum, Keith, 1996-99
Cole, Ansel, 1983, 1985
Cole, Curt, 1979-81, 1983
Cole, Floyd, 1957-58
Cole, Kevin, Mgr., 1984-87
Coleman, Hunter, 2005
Coleman, Marcus, 1992-95
Collingsworth, Justin, 1996-98
Collins, Chad, 1984
Collins, Jim, 1955
Cones, Tommy, 1972-74
Conley, James Bud, 1949-50
Cook, Cliff, 1972
Cook, Phil, 1950-51
Cooper, Eric, 2000
Cooper, Randy, Tr., 1974-76
Copeland, Jeff, 1977-79
Cordell, J. R., 1951-52
Corley, Davis, 1970-72
Corley, Vaughn, 1926-28
Corn, Roger, 1992-93
Cornelius, Samuel, 1963-64
Costas, Nick, 1973
Countryman, Stan, Tr., 1977-78
Cowan, Boyd, 1985-88
Cox, George, 1966-67
Cox, T. M., 1943-45
Craig, Stephen, 1993
Crain, Alton, 1992-94
Crawford, Bob, 1933
Crawford, Pat, 1948-49
Crawford, Tim, 1982-85
Crenshaw, Ray, 1947
Crews, George, 1952
Crews, J. J.
Crider, Richard, 1954-55
Cripps, Keith, 1991
Crisp, Jamaal, 1998
Criswell, Marty, 1970
Crites, Harold, 1929-32
Crocker, Don, 1970
Crombie, Jeff, 1992
Crossley, Lewis, 1950-52
Crosson, Harold, 1941-42
Crow, M. J., 1942
Cudd, Warren, 1941-46
Culpepper, Will, 1997-00
Cumbie, Sonny, 2002-04
Cumby, Keith, 1996
Cummings, Billy, 1978-80
Cummings, L. M., 1978-80
Cummings, Ted, 1946
Cunningham, Wilbert, 1975-77
Curfman, Leonard, 1932-34
Curfman, Raymond, 1936-37
Curtis, Kevin, 1998-01
Curtis, Trey, 1991

D
Dailey, Bill, 1925
Dale, Bouvier, 1985-87
Daniels, Charles, 1939
Daniels, H. L., 1961-63
Daniels, Tony, 1993-94, 96
Darden, Tony, 1994, 95-97
Darnell, Randy, 1981
Darr, Gene, 1965-67
Darr, Jewell, 1930
David, Robert, 1967
David, Stan, 1981-83
Davis, Cody, 2000-02
Davis, Glenn, Tr., 1975-78
Davis, Greg, 1975-77
Davis, Jon, 1992-94
Davis, Scott, 1982-85
David, William D., 1927-29
Dawson, Keyunta, 2003-05
Dawson, Wayne, 1982-84
deLagerheim, Mike, 1990
Dellinger, Floyd, 1957-58
DeLoatche, Darren, 1989
Dennison, Fussell, 1925
Denton, Jeff, 2002
DePasquale, John, 1998-00
Derryberry, Mike, 1987-89
DeWitt, Howard, 1926-28
Dillion, Jack, 1943-45
Dixon, Charlie, 1955-57
Dixon, McKinner, 2005
Dodd, Billy, 1939
Dodds, Ray Gene, 1948-49
Doiron, Gary, 1968
Donahue, Ryan, 1993-96
Dooce, C. A., 1930
Dorris, Derek, 1997-00
Dorough, Armon, 2002
Doss, Gene W., 1950
Douglas, Brandon, 2004-05
Douglas, Don, 1952-53
Douglass, Tom, 1939-41
Dove, Marc, 1969-71
Dowdy, Bruce, 1968-70
Dowell, G. C. (Mule), 1932-34
Doyle, Wells Thomas, 1963-64
Drye, Carrol, 1949-50
Dubiski, Brian, 1988-91
DuBose, Bill, 1988-90
DuBuc, Matt, 1993-96
Duckett, Adell, 2001-04
Dudley, David, 1974-75
Dudley, Don, 1943-44
Dudley, Norman, 1954-55
Duffie, Tim, 1996-99
Duke, Charles
Duke, Richard H., 1951
Duncan, Jesse Robert, 1939-41
Duncan, Leonard, 1978-80
Duncan, W. Doug
Dunn, Shane, 1994-96
Duniven, Tommy, 1974-76
Dupre, Larry, 1976-77
Durden, Tony, 1984, 1986-87
Durham, Jack, 1928-31
Duval, Charles, 1934-36
Duvall, Jason, 1988-91
Dvoracek, Charlie, 1939-41
Dyas, Harry, 1991
Dyer, Jim, 1968-70
Dyer, Tom, 1973-74
Dykes, Jimmy, 1954-55

E
Earhart, Ralph, 1946-48
Earl, Don, 1978-80
Earnest, LaShon, 1994
Easterling, James, 1997-00
Eaton, Leric, 1989-90
Edwards, Tony, 1994, 95-97
Eddington, Clifton, 2005
Edgemon, Charles
Edmonds, Freeman, 1929
Edrington, Walter, 1947
Edwards, Don, Mgr., 1977-79
Edwards, Jimmie Don, 1964-66
Edwards, Pete, 1950-52
Edwards, Stan, 1965-67
Elam, Brad, 1990-93
Elbert, Jerry, 1960-62
Elder, Fletcher, 1952
Elloff, David, 1982-83
Elledge, Earl Ben, 1963
Elliott, John, 1987-88
Elliott, Lin, 1989-91
Elliott, Lynn, 1954-55
Elliott, Tommy, 1953-56
Ellis, Ferlis, 1986
Ellis, James Alvis, 1963-64
Elmore, Ken, 1951-53
Emerson, Alan, 1975-77
English, Pete, 1952
Erickson, Paul, 1999-01
Ervin, Adrian, 1995, 96, 97
Erwin, Paul, 1951-53
Escue, Tim, 1988
Estes, Pat, 1975
Ethridge, Richy, 1980-81
Eubanks, Darrell, 1954
Evans, Charles, 1967-69
Evans, Craig, 1967
Evans, James, 1942
Evans, Kirk, 1985-87
Evans, Ricky, 1973
Everett, Eric, 1984-87

F
Farrar, Frank, 1950
Farris, Ervin, 1985-88
Farris, Pat, 1941
Farst, Mike, 1977
Feldt, Blake, 1980-82
Felton, Eric, 1975-77
Felux, Pat, 1973-75
Ferguson, Ronald, 1989-90
Fewin, Hugh, 1954-56
Fiebigler, Jerod, 1993-95
Field, Brady, 1992
Fielder, Ric, 1997-98
Fikes, Jay, 1954
Fikes, Ralph, 1925
Filani, Joel, 2003-05
Finau, Tomi, 2000
Fincannon, Mark, 1968-70
Fite, Joe, 1995, 96, 97
Fitzgerald, Scott, 1991-94
Fitzhugh, L. W., 1952-53
Fitzpatrick, John, 1974
Flowers, Larry, 1976-79
Flugence, Lawrence, 1999-02
Flushe, Raymond, 1938-39
Ford, Rocky, Mgr., 1986
Ford, Steve, 1981
Fortner, Elmer, 1933-34

Foster, Dee, 1992-94
Foster, Robert, 1961-62
Fowler, Clovis
Fox, Denton, 1967-69
France, Lawrence, 1930-31
Francis, Carlos, 2000-03
Fraser, George, 1959-61
Frasure, Jim, 1973-74
Frazier, Greg, 1976-77
Freeman, Claskel, 1992
Freeman, Roger, 1966-68
Frisbie, Duke, 1954-57
Fromm, Ulysses, 1925
Fulks, Walter, 1931
Fuller, Bob, 1964-65
Fuller, Cody, 2002-04
Fuller, Lance, 2005
Fung, Donald, 1951-52
Furgerson, Tom, 1971-73

G
Gaines, Stephen, 1992-93
Gandy, Dylan, 2001-04
Gann, Ricky, 1982-84
Garcia, Jesse, 1980-81
Garcia, Joe, 2004-05
Gardenhire, Tal, 1985
Gardner, Bobby, 1948-50
Gardner, John, 1972-74
Garland, Stoney, 1997
Garnett, Isaac, 1985-88
Garrett, Luther Ray, 1963
Garrison, Jerry, 1960-62
Gatewood, Robin, 1981
Gaulding, Jacke, 1952
Geddie, Ralph, 1946-47
Gerlich, Bryan, 1988-91
Gesch, Mark, 1978-80
Gettys, Marshall, 1946-49
Giddens, Brian, 1997-00
Gilbert, Brad, 1939
Gilbert, Craig, Tr., 1972-73
Gilbert, Larry, 1965-67
Gilbreath, Byron, 1940-42
Giles, Jamie, 1978-80
Gill, Jamie, 1988-91
Gill, Kenneth, 1963-65
Gill, Roger, 1961-63
Gillespie, Campbell, Tr., 1979-80
Gilley, T. L., 1938-39
Gillenwater, E. W., 1942
Gillmoore, Braxton, 1933-34
Gimmell, James, 1945
Gladson, Charles, 1962-64
Glover, Nehemiah, 2001-04
Godeke, Harry F.
Goff, Charles R., 1949
Golden, Gary, 1966-68
Graham, Charles R., 1963-65
Graham, Lonnie, 1954-56
Grammer, Kelly, 1980
Grane, Grady
Grantham, Jerry, 1974
Graves, Frank, 1950-51
Gray, Don, 1950, 1952-53
Gray, James, 1986-89
Gray, Jonathan, 1997-99
Greaser, Jaret, 1995-98
Greathouse, Clinton, 2000-02
Green, Dick, 1929
Green, Pat, 1952-53



History and Tradition

Green, Robert, 1948-49
Green, Tony, 1972, 1974-75
Greene, Wilmer, 1937-38
Greer, Toby, 1931-33
Gregory, Clinton, 1948-49
Greve, John, 1980-81
Grief, Ross, 1960
Griffin, Ben, 2004
Griffis, Guy, 1964-66
Griffith, Randy, 1973
Grigg, Dicky, 1967-69
Grimes, Dennis, 1960-62
Grimes, Don, 1971-73
Grimes, Robert, 1985
Gulley, J. L., 1947-48
Gurley, Dan, 1958-60
Guy, David, 1993
Guzick, Frank, 1936-38

H

Hacker, James, 1961
Haddon, Robert, 1997-98
Hadnot, James, 1976-79
Hahn, Jamie, 1967-69
Hale, Billy, 1941-42
Hall, Brian, 1974-76
Hall, Gabe, 2005
Hall, Robert, 1990-93
Hall, Von, 1990
Hallmark, G. B., 1925
Hamill, Gene, 1951-52
Hamilton, J.B. (Red), 1925
Hamilton, Larry, 1973-74
Hamm, William O., 1929
Hancock, Aaron, 1995
Haney, James, 1965-67
Hansen, Jayson, 1996, 97
Hanson, Joselio, 2001-02
Hanspard, Byron, 1994-96
Hardaway, Danny, 1969-70
Hardwick, Pat, Tr., 1977-79
Hardy, Jack, 1927
Hardey, Eugene, 1944-46
Hargrave, Larry, 1968-70
Harland, Claude, 1953-54
Harlien, Matt, 1979-80, 1982-83
Harmon, Clayton, 2001-02
Harmon, Phillip, 1938-39
Harmon, Steve, Tr., 1970-72
Harrell, Graham, 2005
Harrelson, Mark, 1977-78
Harris, Craig, 1975-77
Harris, Denny, 1978-81
Harris, Don, 1952, 1955
Harris, Donald, 1987-88
Harris, Ely, 1931-33
Harris, Jamie, 1980-81
Harris, L. D., 1925-27
Harris, Leonard, 1981-83
Harris, Marion, 1932-34
Harrison, Joe T., 1949-50
Harrison, Scott, 1988
Hart, Donnie, 1995-98
Hart, Jim, 1979-80, 1982-83
Hatfield, Preston, 2001-02
Hartsfield, Pat, 1954-57
Hasley, Don, 1990-92
Hastings, Brad, 1983-86
Hatch, Alan, 1976
Hatch, Tim, 1949-50
Hatchett, Jerry, 1980

Hatfield, Jesse, 1954-55
Haverty, Trey, 2001-04
Havili, Sione, 2003-04
Hawkins, Bobby Eugene, 1950
Hawkins, Ernest Ray, 1944, 46, 50
Hawkins, Joey, 2003-04
Hawkins, Jonathan, 1997-01
Haws, Hartsell, 1952
Hayden, Milburn, 1947-48
Haywood, Kenny, 1995
Hayhurst, Marlin, 1927
Haynes, Harlod, 1948
Hays, Bobby, 1943-44
Hazelwood, Mark, 1968-70
Head, Garland, 1941-42, 45-47
Heider, Matt, 1998-01
Hempel, Henry, 1928
Henderson, Bud, 1949
Henderson, Jim, 1956-58
Henderson, Keith, 1984-86
Henderson, Taurean, 2002-05
Henderson, Zac, 1946-49
Hendley, Jeff, 1978
Hendrix, Ed, 1993-95
Henington, Troy, 1986-89
Henkel, James R., 1964-66
Hennig, Ray, 1973-75
Henry, Jack, 1956-57
Henry, Kenneth, 1925
Herchman, Bill, 1954-55
Hernandez, Jeremy, 1996-98
Herndon, Bev, 1961-62
Herr, Ronnie, 1952-56
Herring, Durwood, 1939
Herro, George, 1970-73
Hibler, Milton, 1970-71
Hicks, Jarrett, 2003-05
Hightower, Wes, 1980-82
Hill, Bruce, 1990-93
Hill, Buddy, 1953-57
Hill, Chad, 2004
Hill, David, 1976-79
Hill, Harland, 1997
Hill, Jon, 1971
Hill, Lloyd, 1990-93
Hill, Milton, 1938-40
Hill, Norman, 1981-83
Hill, Volney, 1925-28
Hilligoss, Jack, 1948-49
Hilton, Hayes, 1952, 1954-55
Hines, Anthony, 2005
Hinson, Jack, 1945
Hitchcock, Matt, 1931-33
Hitzelberger, Bill, Mgr., 1972
Hix, Robert, 1948-50
Hobbs, Rod, 1994-95
Hodges, Cody, 2002-05
Hodges, J. Clarence, 1928-30
Hodges, Gerald, 1960
Hodges, Slade, 2003-05
Hodson, King, 1990
Hoffman, Steve, 1991-92
Holcomb, Bill, 1934-36
Holladay, Mike, 1967-69
Holland, Jay, 2002-03
Holley, Don, 1954
Holley, John, Mgr., 1979-82
Holmes, Bob, 1937-38
Holmes, Pat, 1959-61
Holub, E. J., 1958-60
Hood, Floyd, 1956-57
Hooper, Byron, 1989-91

Hooper, Tony, 1992
Hoskins, Cliff, 1972-75
Houston, Catron, 2005
Howard, E. Shester, 1963-65
Howard, John, 1968-69
Howard, Paul, 1999
Howard, Ray, 1951-54, 1956
Howard, Thomas, 1974-76
Howell, Harlan, 1930
Hoyle, Andy, 1969-71
Hrncir, Pat, 1982-83
Hudler, Chris, 2003-05
Hudson, Doug, 1954-55
Hudson, Hal, 1963, 1965-66
Huffman, Antonio, 2003-05
Hughes, Chris, 1995
Hughes, Van, 1979, 1981
Hulme, Jeff, 1989-91
Humphrey, Jim, 1946
Hunnicut, Mike, 1991-93
Hunt, Aaron, 1999-02
Hunt, Bobby, L., 1951-54
Hunt, Coolidge, 1960-62
Hunt, Gene, Mgr., 1979-80
Hunter, Rickey, 1997-00
Hurd, Shawn, 1992-95
Hurley, Joe Ray, 1964-66
Hurst, Harold, 1970-71
Hurst, Jessie, 1986-89
Hurt, Howard, 1953-55
Hutchins, E. J., 1949
Hutchison, Anthony, 1979-82

I

Irons, Dan, 1975-77
Irons, Ed, 1940-42
Isaac, Larry, 1973-76
Ingram, Dicky, 1970
Ingram, Russell, 1970-72

J

Jackson, Artis, 1984-87
Jackson, Charles, 1984-85
Jackson, Dee, 1997-00
Jackson, Earl, 1949-59
Jackson, Hugh, 1950
Jackson, Jamaal, 2003-04
Jackson, Jiggs, 1944-45
Jackson, Kevin, 1990-91
Jackson, Leete, 1946-47
Jackson, Mark, 1979-80
Jackson, Mike, 1979-81
Jackson, Peter R., 1949-50
Jackson, Shawn, 1991-93
Janes, Norman, 1952-55
Janke, Albert, 1974
Jansen, J.P., 1999
January, Glenn, 1974
January, Glenn Jr., 2003-05
Jasin, P.J., 1996
Jay, Jimmy, 1941-42
Jennings, Leslie, 1926-27
Jiles, Dwayne, 1980-81, 1983-84
Jobe, Jeff, 1972-74
Jobe, Taylor, 2003
Joeckel, David, 1979-82
Johnson, Anthony, 1983-84
Johnson, Byron, 2000-03
Johnson, C.J., 2000-01
Johnson, Chad, 2003-04

Johnson, Dane, 1994-97
Johnson, Elbert, 1948-50
Johnson, Jerry, 1951-54
Johnson, James, 1984-86
Johnson, Mark, 1977-79
Johnson, Marquis, 2004-05
Johnson, Michael, 1984-87
Johnson, Robert, 1993-96
Johnson, Robert, 2005
Johnson, Rufus, 1983
Johnson, Sean, 1993-95
Johnson, Willie, 1981-82
Joiner, Robby, 1992-93
Joines, Jimmy, 1954
Jones, Brandon, 2003-05
Jones, Brian, 2005
Jones, Calvin, 1972-74
Jones, Casey, 1994-96
Jones, Darrell, 1998-01
Jones, Everett, 1952
Jones, Forrest, 1938-39
Jones, Jason, 1996, 98
Jones, John P., 1950-52
Jones, Larry, 1961-62
Jones, Leonard, 1984-86
Jones, Lewis, 1935-37
Jones, Louis, 1973-74, 1976
Jones, Roger, 1978-80
Jones, Ryan, 1994-96
Jones, Sam Cleman, 1933-35
Jones, Scott, 1995
Jordan, Curtis, 1973-75
Jordan, Trent, 1966
Joseph, Johnson, 1995
Julian, Mark, 1976-77
Junell, Robert, 1967-68

K

Kacal, Kenny, 1997-98
Katrola, Alvin, 1926-29
Kattner, Ken, 1968-69
Kaufman, Ben, 1993-96
Kautz, Karl, 1954-55
Keck, Casey, 2000-03
Keeney, Floyd, 1973-74
Keeney, Mike, 1977
Keesee, Aaron, 1984-86
Kegans, Bryan, 2002-05
Keith, Jeff, 1984-87
Kelley, Billy R., 1945-48
Kelly, Don, 1976-78
Kempf, Rick, 1980
Kennedy, Gary, 1971
Kenney, Chris, 1992
Kensing, Tracy, 1978-80
Kerns, Dane, 1978-80
Kent, Willie, 1973
Knight, Lance, Mgr., 1975-77
Kilcullen, Bob, 1953-56
Kimbrough, Jesse, 1981-83
King, Don, 1966-68
King, Robert, 1992-93
King, Wendell, 1954
Kingsbury, Kliff, 1999-02
Kinney, Mike, 1990
Kinsey, Mike, 1982-85
Kirk, Ronnie, Tr., 1980-82
Kirkpatrick, Ben, 1989-92
Kirkpatrick, Jack, 1952-55
Kittle, Eddie, 1985-88
Kleinert, John, 1969-71



History and Tradition

Letterwinners

Klinger, John, 1975-76
Knaus, David, 1972-74
Knight, Pat, 1965-67
Knowles, Jeff, 1993-94
Knowles, Sid, 1928-29
Knox, Jimmy, 1957-58
Kocurek, Kris, 1997-00
Koester, Ed, 1976
Kolbye, Kevin, 1978-80
Krahl, Jimmy, 1975-77
Kummer, Kenneth, 1952-55
Kuykendall, David, 1973-76
Kyzar, Bobby, 1954-55

L

Labaj, Stance, 1991-92
Lambert, Bobbie, 1952-53
Lambert, Bryan, 1982-83
Lambert, Gregg, 1980-82
LaMaster, Cyrus, 1933
Lancaster, Randy, 1972
Lane, Dennis, 1967-69
Lang, Jerome, 1993, 1995
Langford, George, 1929-31
Langehennig, Miles, 1969-71
Lassiter, J. H., 1962
Latch, Leonard, 1937-38
Lautenslager, John, Mgr., 1974-76
Lavender, Jayson, 1993-94
Law, Dan, 1955-57
Lawhorn, Floyd, 1944-47
Lawson, Homer, 1944
Lawson, Steve, 1972
Lawson, Ted, 1969
Lawton, Billy, Tr., 1987
Ledbetter, Newman, 1940-41
Lee, Bryan, 1984-87
Lee, Nick, 1995-96, 98
LeFleur, Greg, Mgr., 1982-84
Leinert, Mike, 1965-67
Lemons, Devin, 1997-00
Leonard, Renaldo, 1990
Lerma, Carlos, 1957
Lethridge, Zebbie, 1994-97
Levens, Randy, 1973
Lewis, Don, 1951-53
Lewis, Glenn, 1944, 1946-48
Lewis, Howie, 1977, 1979
Lewis, Robert, 1981-84
Lewis, SirDon, 2002-05
Lillis, Steve, Tr., 1981-82
Lindsey, G. B., 1948
Linne, Alton, 1950-52
Liscio, Mike, 1989-92
Lloyd, Dave, 1955
Lockhart, Jesse, 1927
Loper, Daniel, 2001-04
Lorenz, Larry, 1988
Lott, Charles, 1988-89
Lovelace, Jerry L., 1964-66
Lovelace, Johnny, 1960-62
Lovelace, Leon, 1966-68
Lowe, Andy, 1971
Lowe, Glenn, 1939-41
Lowery, Floyd, 1967
Lowery, V. Leo, 1963-64
Lowrey, Curtis, 1997-99
Lucas, Tom, 1952
Lupar, Carlton, 1933
Lusk, Tommy, 1973-75
Lyckman, Boyd, Mgr., 1972-74

Lyman, Bill, 1948-49
Lynch, Terry, 1986-88
Lynn, Anthony, 1988-91
Lyons, Harold, 1970-72

M

McAfee, Dudley, 1987, 1989
McAuley, Jay, 1981-84
McBath, Darcel, 2005
McBride, Joe, 1987-88
McBride, Mike, 1984-87
McCain, Aubrey, 1971-73
McCanies, Gene, 1948-49
McCann, Ivory, 2001-02
McClellan, J. C., 1948
McClendon, Paul, 1998-01
McCormick, Matt, 2000-01
McCowan, Jeff, 1979-80, 82-83
McCoy, Zeno, 1999-00
McCright, Gary, 1975-77
McCullar, Kevin, 1996-98
McCurry, Dorrell, 1946-48
McCurry, Lonnie, 1938-40
McCutchen, Doug, 1970-72
McCutchen, Shae, 1999
McDermand, Wayne, 1968-70
McDowell, Anthony, 1988, 91
McElroy, D. M., 1932-34
McEntire, Charles, 1960-62
McFadden, Steven, 1997-98
McFarland, David, 1988-90
McGill, Jamequinlon, 2005
McGinnis, Gathan, 2000-03
McGowen, James, 1984-85, 87
McGuire, Clay, 2001-04
McGuire, Cody, 1994-97
McGuire, Monte, 1984, 1986
McHenry, Metrick, 1993
McIntire, Jim, 1981-84
McKeever, Ed, 1932-34
McKenzie, Malcolm, 1994-97
McKinley, Verone, 1992-95
McKinney, Doug, 1982-85
McKinney, Jeff, 1977-80
McKinney, Rodney, 2001-02
McKnight, E. J., 1938-40
McKnight, Maxey, 1941-42, 46
McLelland, Bill, 1963
McMeans, Joe, 1981-84
McPherson, Bill, 1952
McSwane, Douglas, 1945-48
McWhorter, Terry, 1964-66
McWilliams, W. D., 1929-30
Mack, Johnnie, 2003-04
Madison, Wm. C., 1949-52
Mahan, Richard, 1960-62
Mahler, J. B., 1948
Mahoney, Greg, 1976-77
Maisel, Harland, 1982-83
Majondo-Mwamba, Patrice, 2003-04
Malbrough, Anthony, 1997-99
Mallery, Marc, 1985
Malone, Bill Price, 1962-64
Maloney, Walter, 1947-48
Maltby, Jay, 1930
Mancillas, Bingo, 1990-93
Manyweather, Anthony, 1989-90
Marek, Jodie, 1938
Maroney, Rusty, 1978-80
Marr, Paul, 1928
Marshall, Donald, 1990-93

Martin, Dan, 1998-99
Martin, Jimmy, 1948
Martin, Larry, 1977-79
Martin, Malcolm, 1932-33
Martin, Mitchell, 1990
Martin, Ralph, 1953-54
Martinez, Homer, Mgr., 1979-81
Marusak, Dean, 1985-88
Mashburn, Josh, 1996
Massey, Barton, 1951-53, 1956
athiasmeier, Tom, 1987-89
Mathis, Larry, 1984-85
Matulich, Joe, 1967-69
May, David, 1968-70
May, Jason, 1999-01
May, Ralph, 1949
Medin, Wayne, 1954
Meeks, Vincent, 2002-05
Melcher, Monty, 1986-87
Mellott, David, 1974-76
Melton, Buster, 1943
Mercer, Ronnie, 1969
Merrell, Cecil, 1935
Merritt, Mickey, 1965-66
Meyers, Robert, 1959-60
Midkiff, Bo, Tr., 1979-81
Milam, Jeremy, 2000-02
Mileur, Travis, 1976-78
Miller, B. H., 1925
Miller, Danny, Tr., 1979-81
Miller, Greg, 1981
Miller, Mike, Mgr., 1972-74
Miller, Tony, 1992-93
Milliken, Kenneth, 1960-62
Millsapps, Jerry, 1952
Mitcham, Raymond, 1953-55
Mitchell, Derrell, 1992-93
Mitchell, Jack, Tr., 1974-76
Mitchell, Kelly, 1961-62
Mitchell, Roland, 1983-86
Mitchell, Stacy, 1994-96
Mock, Mike, 1975-77
Moffett, Milton, 1930-32
Mohon, Jere Don, 1958-60
Molinare, Larry, 1969-71
Monaco, Eddie, 1977-79
Monroe, Bill, 1974
Monroe, Gary, 1972-74
Monroe, Robert, 1998
Montgomery, Tom E., 1944
Mooney, Bob, 1968-70
Mooney, Ed, 1966-67
Moore, Chad, 1954
Moore, Charles, 1955-57
Moore, Danny, 1991
Moore, Joe, 1952-53
Moore, Lee, 1990
Moore, Mike, 1991-93
Morgan, William, Tr., 1985-88
Morren, Perry, 1982-84
Morris, Byron, 1991-93
Morris, Eric, 2005
Morris, G. B., 1933-34
Morris, Gale, 1952
Morris, Michael, 1978
Morris, Sammy, 1999
Mosley, Henry, 1937
Mosley, James, 1971-73
Mosley, James, 1985-88
Moss, Ted, 1946
Moughon, John, 1948, 50-52
Moyers, R. W., 1945-46

Moylan, Jim, 1966-68
Mueller, Sid, 1971
Mullins, Larry, 1959-61
Munlin, Foy, 2000-02
Murphy, A. B., 1936-38
Murphy, Henry, 1930
Murphy, Jason, 1991
Murphy, Ross, 1974
Myers, Rufus, 1973-75
Myles, Byron, 1992-93

N

Nabors, Rafe, 1939-40
Nabors, Roland, 1946-47
Napper, Charles, 1969-71
Nash, David, 1983-84
Naughton, Chris, 1989-90
Naziruddin, Khalid, 2004-05
Neas, Mark, 1990
Neill, Jim, 1936
Nelson, Brian, 1975-78
Nelson, Minor, 1953-56
Nesbitt, Roger, 1957-58
Newby, Hi, Mgr., 1981
Newsome, Edwin, 1978-79
Newton, Tom, 1969-70
Nichol, David, 1999
Nichols, Murry, 1931
Nichols, Steve, Mgr., 1977
Nichols, Walker, 1933-35
Nicklaus, Winfield, 1925-27
Nicolle, Mike, 1971
Nitschmann, Seth, 2003-04
Nixon, Freddie, 1989
Nixon, Jamie, 1986
Nixon, Walter, 1929
Norman, Joe, 2000-02
Norman, John, 1997-00
Norman, Tim, 2002-03
Northam, M. C., 1954-57
Norse, Cecil, 1944-46
Norwood, Pete, 1967-69

O

O'Block, Buckley, 1991
O'Brien, Mike, 1971
O'Connor, Robert, 1939-40
O'Grady, Bill, 1949-51
Odiome, Charles, 1986-89
Odom, James, 1952-54
Odom, Johnny, 1969-71
Olbert, Mark, 1978-80
Oliver, Barney, 1967-69
Olomua, Bristol, 2004
Olson, Randy, 1972-74
Ori, Chris, 1992-94
Orms, Kevin, 1967-69
Orr, Don, 1944, 1946-48
Orr, Tim, 1977
Ottmers, Frank, 1945, 1947-48
Overton, Elbert, 1938-39
Owen, Truitt, 1931-32
Owens, Alton L., 1934-36
Owens, Pete, 1935-37

P

Pace, Marc, 1974
Pace, Tom, 1959-60
Pack, Ronnie, 1964-66
Page, Josh, 1999-02



History and Tradition

Page, Randy, 1978
Paige, Anton, 2001-02
Parker, Chris, 2004-05
Parker, Jeff, Tr., 1979-81
Parks, David W., 1961-63
Parson, Ricky, Mgr., 1977, 79-80
Patricio, Anthony, 1997-99
Patterson, Leo, 1939
Patterson, Mike, 1966-68
Patterson, Mike, 1976-78
Pattison, Freddie, 1973
Patton, Cody, 1995-98
Patton, Terry, 1997-99
Payne, Ameral, 1926, 29-30
Pearce, Herb, 1981
Pennington, Van, 1952
Peppers, Anthony, Tr., '77-78, 80
Perkins, Bruce, 1984-87
Perkins, Ken, 1969-71
Perry, Charles, 1985, 1987-89
Perry, Fred, 1968
Perry, Richard, 1964
Perryman, Bill, 1954
Person, James, 1979-80
Peters, Mickey, 2000-03
Peters, Rob, 1996-99
Peterson, Alfred
Petrich, Stacey, 1990-93
Petty, Fred, 1990-91
Phelps, Brad, 1989-91
Phelps, Todd, 1984
Philbrick, George, 1936-38
Phillips, Aubrey, 1949-51
Phillips, R. B., 1948-49
Pickett, Jeff, 1987
Pieper, Robert, Tr., 1981-82
Pier, C. M., 1978-81
Pierce, Raymond, 2002
Pinson, Rex, 1948, 1950
Pipes, Wayne, 1940
Pirtle, Dick, 1948-50
Pirtle, Robert T.
Pirtle, Tom, 1943
Pitts, Dorian, 1997-00
Pitts, John, 1989-92
Pogue, Mack, 1954-58
Polson, Dick, 1959-61
Porter, John, 1963-65
Porter, Keith, 1981
Potter, Zac, 1997
Poulter, Lee, 1974
Pratt, Darnell, 1988
Price, Bill, 1954
Price, Duane, 1995, 96, 97
Price, Jerrell, 1948-51
Price, Travis, 1985-86, 1988-89
Price, Yancy, 1931-33
Priddy, Marion L., 1932-34
Prim, John, 1934
Pruitt, Jesse, 1965
Puckett, Steve, 1974
Pugh, Jay, 1994-97
Pullings, Tony, 1981-82
Pursel, Dan, 1947-49
Pynes, Ronny, 1973

Q

Quick, Brent, Tr., 1975-76
Quinney, Johnny, 1977-79

R

Radney, Beau, 2000-01
Ramey, Mike, 1982-83
Ramirez, Manuel, 2003-05
Ramirez, Selo, 1973-75
Ramsey, George, 1993-95
Ramsey, Eural, 1949-50
Ramsey, Herschel, 1935-37
Randle, Tate, 1978-81
Rangel, Josh, 2002-04
Rankin, David, 1961-63
Rankin, Tuey, 1989
Rankin, Walter, 1938
Rasberry, Rashon, 2000-01
Rathbone, Milton, 1949
Ratliff, Jake, 2005
Rattan, Jason, 1989-90
Rawls, Taurance, 2004-05
Ray, Vernon, 1942-46
Read, Charles, 1943
Reagor, Bart, 1984-87
Reagor, Montae, 1995-98
Rebold, Dale, 1969-71
Reed, Andy, 1965, 1967-68
Reed, Benjie, 1971
Reed, Bruce, 1925-28
Reed, Curtis, 1975-78
Reed, Danny, 1973
Reed, James R., 1942, 1946
Reed, Justin, 1998-01
Reed, L.A., 2005
Reed, Rylan, 2005
Reeger, Ronnie, 1962-64
Reeves, Ron, 1978-81
Reinhart, Steve, Mgr., 1985-88
Renda, Rudy, 1997-99
Reneau, John, Tr., 1982
Renfroe, Clay, 1980-83
Reyes, Alex, 2003-05
Reynolds, C., Tr., 1946-48
Reynolds, Doyle, 1954-55
Reynolds, Jerry, 1973
Rhoads, Ronnie, 1966-68
Rhodes, Quinton, 1988-90
Ribble, Marland, 1950-52
Rice, Ronnie, 1957-59
Richards, Rex, 1999-02
Richardson, Jesse, 1968-70
Richburg, Aubrey, 1983-86
Richburg, Nathan, 1986-89
Ricketts, Billy, 1953-54
Riddle, John, 1956-58
Riggs, Calvin, 1983-86
Rinaldi, Peter, 1951-52
Ritter, William, 1992-94
Rivera, Gabriel, 1979-82
Rivera, Robert, 1992, 1994
Rives, Donald, 1970-72
Roark, Rusty, 1982-84
Robbins, Kenneth, 1941-42
Roberson, Brian, 1997-98
Roberson, James, 1948-49
Roberts, Cole, 1997-01
Roberts, Don, 1974-76
Roberts, John, 1957-58
Roberts, Shane, 1998
Roberts, Teddy, 1963-64
Robertson, Clint, 1996
Robinson, Charlie, 1999
Robinson, Dale, 1958-60
Robinson, John, 1995-98

Robinson, Quintin, 1970-72
Robnett, Wm. Ed, 1945-46
Rodgers, K. H., 1948-49
Rodgers, Paul, 1978, 1981
Rodriguez, Jon, 2001-02
Rogers, Mickey, Tr., 1985-88
Rogers, Neil W., 1949-50
Rogers, Pat, 1971
Rogers, Thomas E., 1942-44
Rogers, Tony, 1994, 95, 96, 97
Rollins, Brian, 1986-87
Roman, Gary, 1965
Rose, Dee, 1948-49
Rose, Mark, 1975-77
Roselius, Dale, 1956-58
Rosen, Mike, 1955
Rosenbaum, Scott, Tr., 1975-77
Ross, Michael, 1984
Ross, Richard, 1989-90
Ross, Ronald, 1999-01
Ross, Ronnie, 1969-71
Rothblatt, Mark, 1984
Routh, Hudson, 1950
Rowe, Charles, 1987-90
Rowland, John, 1952
Royal, Desmond, 1985-88
Rucker, Taurus, 1996-99
Ruff, Matt, Mgr., 1977-78
Ryan, Jerry, 1969-71
Ryan, Tom, 1971-73
Rydee, Tod, 1984-87
Ryno, R. D., 1954-55

S

Saenz, Arcadio, 1988-89
Sailor, Ricky, 2001-02
Saldi, John, 2002-05
Salley, Richard, 1975
Samford, Ronnie, 1971-73
Sammons, Herbert, 1948-49
Sampson, Jeff, Mgr., 1979-81
Sanders, Jerry Don, 1967-69
Sanders, Kyle, 1998-00
Sanders, Ricky, 1979-82
Saul, Tracy, 1989-92
Savage, Reggie, 1998-00
Sawyer, Tom, 1966, 1968-69
Scarborough, Reg, 1962-64
Scarborough, Terry, 1965-66
Schaefer, David, 2005
Schaffner, Tim, 1970-72
Scherler, Lynn, 1994-96
Schilhab, Dickie, 1971
Schlinkman, Walter, 1942, '44-45
Schmidt, Don, 1954-56
Schmidt, Wesley, 1974-75
Schneider, Bill, Tr., 1979-81
Schuglen, Bob, 1954-55
Schwertner, Danny, 1985-86
Scurllark, Merv, 1984-86, 1988
Scott, Ken, 2003-05
Scott, Prince, 1938-40
Scovell, Dupree, 2001-03
Scovell, Field, 1994-96
Scovell, John, 1965-67
Scovell, King, 1998-01
Seals, Ronnie, 1992-93
Sears, Mike, 1974-76
Sears, Shane, 1987-90
Seat, Gary, 1966-67
Seay, Mike, 1959-60
Seeman, Gerald, 1957-58
Segrist, Scott, 1985-88
Selfridge, Gary, 1957-59
Selmon, Thomas, 1984
Session, Fletcher, 2003-05
Shafer, Chris, 1987-88
Shaha, Bill, 1961-63
Shahan, Arthur, 1944-45
Shain, Toby, 1999-01
Shanks, Ed. Jr., 1940-41
Sharpley, Bill, 1948-50
Shawver, Tommy, 1954-55
Shearer, Calen, 2005
Sheffield, Louis, 1988-91
Shields, Keith, 1993
Shepars, Ernie, 1970
Sherry, Tommy, 1954-55
Shipley, Jerry, 1964-65
Shipley, Kyle, 1996-99
Shuler, Allen, 1960-62
Shuler, Gary, 1971-72
Shussler, Fred, 1974-75
Sides, James, 1952-55
Simmons, Clifford, 1929-30
Simmons, Jamie, 1986-89
Simmons, King, 1984-85
Simpson, Charles, 1983-84
Singley, Tim, 1985-87
Slaughter, Brent, 2003-05
Slay, Dwayne, 2004-05
Smetona, Ian, 2003-05
Smith, Carl, 1946
Smith, David, 1980-81
Smith, Doug, 1965
Smith, Edwin, 1935-37
Smith, Eugene, 1925-26
Smith, George, 1972-73
Smith, Jabari, 2003-04
Smith, Jesse, 1984-86
Smith, Joe H., 1942, 46-47
Smith, Mike, 2001-04
Smith, Roderick, 1982-83
Smith, Roger, 1940-41, 46
Smith, Timmy, 1983-84, 86
Smith, Troy, 1981-84
Smith, Wayne, Mgr., 1952-54
Smitherman, George, 1978-80, 81
Snodgrass, Bill Jo, 1944
Solis, Oscar, 1996-99
Sollis, L. J., 1932-33
Sowden, Bob, Mgr., 1971-72
Sowell, Ronnie, 1967-68
Spears, Lewis, 1936
Speer, Randy, 1963-66
Spinks, Brad, 1993-96
Spinks, Jack, 1954-55
Spinks, Rick, 1952-54
Spooner, Victor, 1952-54
Spraggins, Harold, 1952-53
Sprague, Gerald, 1938
Sprinkles, Kevin, 1986-89
Sproue, J.T., 1996
Stafford, Bob, 1957-58
Stafford, Dick, 1959-60
Stafford, Richard, 1960-61
Stallings, Bill, 1948
Standefor, Mike, 1981
Standifer, Dick, 1942, 1946
Starr, Larry, 1992-93
Steamer, Jervis, 1989
Stephens, Willie, 1976-79
Sternes, Kenneth, 1981-82, 1984
Stevens, Charles, Tr., 1979-81
Stevens, Roy, 1926
Stevenson, Calvin G., 1947-49



History and Tradition

Letterwinners

Stewart, Charles, 1968-70
Stewart, Jackie, 1967-68
Stewart, Wayne, Tr., 1972
Stickles, David, 1985-87
Still, Charles A., 1934
Stinnett, Anthony, 1990-91
Stinson, Lemuel, 1984-85, 1987
Stockton, Jerry, 1957-58
Stone, Tim, 1956-57
Storrs, C.L., 1939-40
Stratton, Brock, 2003-05
Streater, Doug, 1977
Strong, Ryan, 1988
Stumbo, Allen, 1965-66
Struver, Ike, 1948, 1950
Strickland, Ed, 1957, 1959-60
Sullivan, Carroll, 1968
Swafford, Nancy, Tr., 1985-88
Swann, Alan, 1978
Swift, Calvin, 1929
Symons, B.J., 2001-03

T

Tadlock, J.H., 1929
Tadlock, Travis, 1976-77
Taliaferro, Kim, 1976-78
Taliaferro, Loyd, 1937
Talkington, Bart, 1987-89
Talkington, Ken, 1958-59
Tannehill, Tim, 1985-87
Tanner, Chris, 1983-86
Tarbox, Elmer, 1937-38
Tatom, Buzz, 1981-84
Taylor, Donnie, 1993-94
Taylor, Billy, 1974-77
Taylor, Freddie, 1977
Taylor, James Burl, 1944
Taylor, Tony, 1985
Teague, Abner F., 1939-41
Teal, Bill, 1931-32
Tecklenburg, Kerry, 1982-83
Terrell, Anthony, 1997-01
Terry, Mack, 1952
Thacker, George, 1954
Thiel, Kenny, 1975-76
Thomas, Andrew, 1977-79
Thomas, Bart, 1992, 1994
Thomas, Jabbar, 1993-94
Thomas, Lucien
Thomas, Willie, 1974, 1976
Thomas, Zach, 1992-95
Thompson, Clarence, 1962-64
Thompson, J. W., 1947-48, 1950
Thompson, Joe L., 1943-47
Thompson, John Vern, 1951-53
Thompson, Kenneth, 1954
Thompson, Luke, 1944-48
Threweatt, Fred, 2002-05
Thurman, Tyrone, 1985-88
Tidwell, Bennie, 1945
Tillery, Clarence, 1939-41
Tillman, Andre, 1971-73
Tillman, Bill, 1951
Tillman, Kellen, 2005
Tinsley, Kelly, 1974
Tipton, Larry
Tisdale, Olan, 1976-78
Tittle, Matt, 1997-98
Toliver, Duane, 1998-99
Toliver, Sam, 1988
Tolliver, Billy Joe, 1985-88
Tollett, James, Mgr.
Toman, Scott, 1986-87

Toogood, Keith, 2003-04
Traylor, Kevin, 1989
Treece, Robert, 2001-02
Treybig, Mike, 1973
Tribble, Lester, 1931-32
Trippeer, Carl, 1954
Trlica, Alex, 2004-05
Trostle, Nevin E., 1925
Tucker, Bryan, 1989, 1991
Tucker, Dennis, 1964-65
Tucker, Phil, 1965-67
Tucker, Stuart, 1971-72
Turnbo, Bill, 1957-59
Turner, Bake, 1959-61
Turner, Corey, 1995-96
Turner, Godfrey, 1976-78
Turner, Jerry, 1965-67
Turner, Jim, 1950-52
Turner, Lacy, 1931-32
Turner, Marquis, 2000, '02-03
Turner, Tommy, 1960
Turner, Walter, 1980
Tyler, Greg, 1978-80

V

Van Loozen, Steve, 1971-73
Vance, Dennis, 1982-84
Vahey, Ken, 1955-57
Vasquez, Jim, 1987-88
Vasquez, Louis, 2005
Vaughn, Milton, 1957-58
Veals, Dennis, 1979
Verden, Jim, 1978-80
Vermillion, E. B., 1927
Vinyard, Kenny, 1966-68
Vinzant, Dennis, 1926, 1928-29

W

Wade, Lane, 1968-70
Wakefield, Carl, 1983
Waldrep, Joseph H., 1937-39
Walker, Cody, 1994
Walker, Daryl, 1987
Walker, Harry, 1943
Walker, Jerry, 1952-55
Walker, Jim
Walker, Kevin, 1988
Walker, Levi, 1927-28
Walker, Ransom, 1925-28
Walker, Sammy, 1988-90
Walker, Todd, 1994-95
Walker, Todd, 2005
Walker, Wayne, 1985-88
Walker, Wilson, 1935
Wall, Stoney
Wallace, Allen, 1995
Wallace, Kenneth, 1971-73
Waller, J. D., 1928-30
Walsh, Charles, 1945
Walstad, Joe, 1976-79
Walter, Joe, 1981-84
Walter, Ken, 1977-79
Ward, Kevin, 1995-96
Warren, Fred, 1967-68
Warren, Gary, 1985-87
Washington, Lewis, 1978-81
Washington, Marcus, 1988-90
Washington, Mark, 1997-00
Waters, Bill, 1952
Waters, Greg, 1972-73
Watkins, Dennis, 1961-62
Watkins, Mike, 1969-71

Watson, Dal, 1985-88
Watson, Harold, 2000-01
Watson, Jerry, 1968-70
Watts, Ted, 1978-80
Waygood, Don, 1954-55
Weatherall, Phil, 1978
Weatherspoon, Stephen, 1989-90
Weaver, Fred, 1958-60
Weaver, Gilbert, Tr., 1958-60
Webb, George L., 1937-38
Webb, Tommy, 1986-89
Weber, Art, 1940-41
Webster, Walter, 1940
Weeks, Mike, 1970-72
Weeks, Nolan, 1943
Weise, Billy, 1963-64
Welker, Wes, 2000-03
Wells, Freddie, 1980-81, 1983-84
Wells, Mike, 1978-80
Welton, Charles S., 1950-52
Wesley, Arlen, 1951, 1953-55
Wesley, Jason, 2000-03
Wessels, Greg, 1975-77
West, Dwayne, 1953-55
West, J. W., 1935-36
Westerfeldt, J. W., 1925-27
Wheatley, Russell, 1980
Wheelis, Jack, 1939
Whisenhunt, Danny, 1980
Whitaker, Vernon, 1951
White, Bill, 1948
White, Brad, 1981, 1983-84
White, Dean, 1951-54
White, Dixie, 1937-39
White, Gilbert A., 1926-27
White, Jeff, 1964-65
White, Quincy, 1991-92
White, Regan, 1954
White, Rodney, 1988
White, Thurman, 1943
White, Vic, 1980-81
Whitehead, Billy Joe, 1944
Whitfield, Ken, 1986-89
Whitley, E.J., 2002-05
Whitman, Wes, 1980
Whitney, Chris, 1994-97
Whitsell, Brent, 1985
Whitted, Bill, 1951-52
Wickware, Damon, 1991-94
Wiggington, S. D., 1934-36
Wilborn, Michael, 1998
Wildon, Ted
Wiles, Jackie, 1959-60
Wiley, Anthony, 1990-93
Wiley, Jerry, Mgr., 1958-64
Williams, Albert, 1941
Williams, Bert, 1934-35
Williams, Bo, Mgr., 1931-32
Williams, Bobby, 1943, 1946-48
Williams, C. W., 1960-62
Williams, DeTwill, 1999
Williams, Donald D., 1948-50
Williams, Don, 1954-56
Williams, J.J., 2000-01
Williams, Jared, 2005
Williams, Jimmy, 1975-77
Williams, Jimmy, 1950, 1952-53
Williams, Kevyn, 1982, 1985
Williams, Lance, 1998-01
Williams, Lawrence, 1972-74
Williams, Mark, 1981-82
Williams, Paul, 2003, 2005
Williams, Phil, 1955-58
Williams, Rex, 1937-39

Williams, Ricky, 1997-01
Williams, Robert L., 1943, 48-49
Williams, Roy, 1942-46
Williams, Sammy, 1974-77
Williams, Shaud, 1999-00
Williams, Stan, 1980-82
Williams, Tim, 1989
Williamson, Bryan, 1981-82
Willis, C. C., 1963-65
Willis, Danny, 1971-73
Willis, Richard, 1962-63
Wilson, Elmer, 1951-54
Wilson, Ernie, 1925-26
Wilson, Marcus, 1992
Wilson, Robert, Mgr., 1956-59
Wilson, Theodore, 1933
Wilson, Thomas, 1964-65
Wilson, Tony, 1994
Wilson, Wm. Woodrow, 1932-34
Windom, Clyde, 1964
Windom, Eddy, 1967-69
Wingo, Matt, 1988-91
Winkler, Bernie, 1943, 1945-47
Winn, Tim, 1997-99
Winston, Clifton, 1986-89
Winter, George, 1935-36
Winters, George, 1948-49
Witucki, Bob, 1958
Womble, Greg, 1983
Wood, Kerry, Tr., 1975
Wooddell, Greg, 1977
Wood, Jeff, 1993-94
Wood, Jon, 1989-90
Woods, Jeremy, 2001-04
Woods, Glen, Tr.
Woods, Shannon, 2005
Woodward, Darrell, 1925
Woodridge, Floyd, 1925-27, 30
Woodridge, Charles, 1928-29
Worley, Bill, 1961-63
Worley, Chad, 1991-92
Wright, Billy, 1951-53
Wright, Byron, 1992-94
Wright, Jess, Tr., 1939
Wright, John, 1984
Wright, Len, 1987-89
Wyatt, Robert, 1999-02

Y

Yancer, Robert, 1963-65
Yarbrough, Walter, 1969
Yenzer, Tyler, 2005
Young, Bobby, 1954-57
Young, Doug, 1964-66
Young, Jack, 1948
Young, Jeff, Tr., 1974
Young, Jim B., 1931-33
Young, Phil, 1986-88
Young, Reagan, 1969
Young, William, 1932-34

Z

Zachery, Jerry, 1983, 1985
Zanos, Jim, 1962-64
Zeller, Chuck, 1972
Zoller, George, 1942, 1946-47

Please contact the Texas Tech Athletic Media Relations Office (chris.cook@ttu.edu) in writing with any changes, corrections or additions to this list.




Tech Through the Years

Texas Tech through the Years

Overall Coaching Records

COACH	YEARS	ALL GAMES				LEAGUE GAMES			
		W	L	T	PCT.	W	L	T	PCT.
Mike Leach	2000-05	48	28	0	.632	27	21	0	.563
Spike Dykes	1986-99	82	67	1	.547	57	40	1	.573
David McWilliams	1986	7	4	0	.636	5	3	0	.625
Jerry Moore	1981-85	16	37	2	.302	9	29	2	.250
Rex Dockery	1978-80	15	16	2	.484	10	13	1	.438
Steve Sloan	1975-77	23	12	0	.657	15	8	0	.652
Jim Carlen	1970-74	37	20	2	.644	20	15	0	.571
JT King	1961-69	44	45	3	.495	27	35	1	.435
Dewitt Weaver	1951-60	49	51	5	.490	1	5	1	.214
Dell Morgan	1941-50	55	49	3	.528	—	—	—	—
Pete Cawthon	1930-40	76	32	6	.693	—	—	—	—
Grady Higgenbotham	1929	1	7	2	.150	—	—	—	—
E.Y. Freeland	1925-28	21	10	6	.649	—	—	—	—
Totals	1925-05	474	378	32	.537	171	169	6	.494



Mike Leach
2000-present



Spike Dykes
1986-99



David McWilliams
1986



Jerry Moore
1981-85



Rex Dockery
1978-80



Steve Sloan
1975-77



Jim Carlen
1970-74



JT King
1961-69



Dewitt Weaver
1951-60



Dell Morgan
1941-50



Pete Cawthon
1930-40



Grady Higgenbotham
1925-28



E.Y. Feeland
1925-28



Texas Tech through the Years

Year-by-Year Coaching Records

LEAGUE	SEASON	RECORD	LEAGUE	RECORD	HEAD COACH
Big 12	2005	9-3-0	Big 12	6-2-0	Mike Leach
Big 12	2004	8-4-0	Big 12	5-3-0	Mike Leach
Big 12	2003	8-5-0	Big 12	4-4-0	Mike Leach
Big 12	2002	9-5-0	Big 12	5-3-0	Mike Leach
Big 12	2001	7-5-0	Big 12	4-4-0	Mike Leach
Big 12	2000	7-6-0	Big 12	3-5-0	Mike Leach
Big 12	1999	6-5-0	Big 12	5-3-0	Spike Dykes
Big 12	1998	7-5-0	Big 12	4-4-0	Spike Dykes
Big 12	1997	6-5-0	Big 12	5-3-0	Spike Dykes
Big 12	1996	7-5-0	Big 12	5-3-0	Spike Dykes
Southwest	1995	9-3-0	Southwest	5-2-0	Spike Dykes
Southwest	1994	6-6-0	Southwest	4-3-0	Spike Dykes
Southwest	1993	6-6-0	Southwest	5-2-0	Spike Dykes
Southwest	1992	5-6-0	Southwest	4-3-0	Spike Dykes
Southwest	1991	6-5-0	Southwest	5-3-0	Spike Dykes
Southwest	1990	4-7-0	Southwest	3-5-0	Spike Dykes
Southwest	1989	9-3-0	Southwest	5-3-0	Spike Dykes
Southwest	1988	5-6-0	Southwest	4-3-0	Spike Dykes
Southwest	1987	6-4-1	Southwest	3-3-1	Spike Dykes
Southwest	1986	7-5-0	Southwest	5-3-0	David McWilliams
Southwest	1985	4-7-0	Southwest	1-7-0	Jerry Moore
Southwest	1984	4-7-0	Southwest	2-6-0	Jerry Moore
Southwest	1983	3-7-1	Southwest	3-4-1	Jerry Moore
Southwest	1982	4-7-0	Southwest	3-5-0	Jerry Moore
Southwest	1981	1-9-1	Southwest	0-7-1	Jerry Moore
Southwest	1980	5-6-0	Southwest	3-5-0	Rex Dockery
Southwest	1979	3-6-2	Southwest	2-5-1	Rex Dockery
Southwest	1978	7-4-0	Southwest	5-3-0	Rex Dockery
Southwest	1977	7-5-0	Southwest	4-4-0	Steve Sloan
Southwest	1976	10-2-0	Southwest	7-1-0	Steve Sloan
Southwest	1975	6-5-0	Southwest	4-3-0	Steve Sloan
Southwest	1974	6-4-2	Southwest	3-4-0	Jim Carlen
Southwest	1973	11-1-0	Southwest	6-1-0	Jim Carlen
Southwest	1972	8-4-0	Southwest	4-3-0	Jim Carlen
Southwest	1971	4-7-0	Southwest	2-5-0	Jim Carlen
Southwest	1970	8-4-0	Southwest	5-2-0	Jim Carlen
Southwest	1969	5-5-0	Southwest	4-3-0	JT King
Southwest	1968	5-3-2	Southwest	4-3-0	JT King
Southwest	1967	6-4-0	Southwest	5-2-0	JT King
Southwest	1966	4-6-0	Southwest	2-5-0	JT King
Southwest	1965	8-3-0	Southwest	5-2-0	JT King
Southwest	1964	6-4-1	Southwest	3-3-1	JT King
Southwest	1963	5-5-0	Southwest	2-5-0	JT King
Southwest	1962	1-9-0	Southwest	0-7-0	JT King
Southwest	1961	4-6-0	Southwest	2-5-0	JT King

LEAGUE	SEASON	RECORD	LEAGUE	RECORD	HEAD COACH
Southwest	1960	3-6-1	Southwest	1-5-1	DeWitt Weaver
—	1959	4-6-0	—	—	DeWitt Weaver
—	1958	3-7-0	—	—	DeWitt Weaver
—	1957	2-8-0	—	—	DeWitt Weaver
—	1956	2-7-1	—	—	DeWitt Weaver
Border	1955	7-3-1	Border	—	DeWitt Weaver
Border	1954	7-2-1	Border	—	DeWitt Weaver
Border	1953	11-1-0	Border	—	DeWitt Weaver
Border	1952	3-7-1	Border	—	DeWitt Weaver
Border	1951	7-4-0	Border	—	DeWitt Weaver
Border	1950	3-8-0	Border	—	Dell Morgan
Border	1949	7-5-0	Border	—	Dell Morgan
Border	1948	7-3-0	Border	—	Dell Morgan
Border	1947	6-5-0	Border	—	Dell Morgan
Border	1946	8-3-0	Border	—	Dell Morgan
Border	1945	3-5-2	Border	—	Dell Morgan
Border	1944	4-7-0	Border	—	Dell Morgan
Border	1943	4-6-0	Border	—	Dell Morgan
Border	1942	4-5-1	Border	—	Dell Morgan
Border	1941	9-2-0	Border	—	Dell Morgan
Border	1940	9-1-1	Border	—	Pete Cawthon
Border	1939	5-5-1	Border	—	Pete Cawthon
Border	1938	10-1-0	Border	—	Pete Cawthon
Border	1937	8-4-0	Border	—	Pete Cawthon
Border	1936	5-4-1	Border	—	Pete Cawthon
Border	1935	5-3-2	Border	—	Pete Cawthon
Border	1934	7-2-1	Border	—	Pete Cawthon
Border	1933	8-1-0	Border	—	Pete Cawthon
Border	1932	10-2-0	Border	—	Pete Cawthon
—	1931	6-3-0	—	—	Pete Cawthon
—	1930	3-6-0	—	—	Pete Cawthon
—	1929	1-7-2	—	—	Grady Higgenbotham
—	1928	4-4-1	—	—	E.Y. Freeland
—	1927	5-4-0	—	—	E.Y. Freeland
—	1926	6-1-3	—	—	E.Y. Freeland
—	1925	6-1-2	—	—	E.Y. Freeland

Number of Seasons: 81
 Number of Games: 884
 Record: 474-378-32 (.532)
 Conference Record: 171-169-6 (.494)
 Southwest Conference – 125-135-6 (.481)
 Big 12 Conference – 46-34 (.575)
 Winning Seasons: 54
 Consecutive Winning Seasons: 13 (1993-2005)



Texas Tech through the Years

All-Time Assistant Coaches

Jim Acree 1969	Al Groh 1980	Bob Patterson 1975-80
Rodney Allison 1981-83	Clovis Hale 1984-86, 1997-99	Victor Payne 1927-28
Robert Anae 2000-04	Tom Hamm 1956-60	Aubrey "Red" Phillips 1955-60
Demosthenes "Dee" Andros 1954-55	Ron Harris 2000-02	Mike Pope 1975-77
Junior Arterburn 1956-60	Gene Henderson 1967-69	Wyatt Posey 1951-55
Art Baker 1970-72	Grady Higgenbotham 1927-28	Jay Pugh 1999
Virgil Ballard 1934	Larry Hofer 1995-99	Dick Rader 1972-74
Johnny Barr 2003	Dana Holgersen 2000-06	Jim Ragland 1970-72
Burl Bartlett 1965-69	Berl Huffman 1935-42, 1946-47	Richard Ritchie 1981-83
Jim Bates 1978-83	Rhodes Ingerton 1927	Sam Robertson 1978-79
Bill Bedenbaugh 2003-06	Clarence James 1981-86	Polk Robison 1943-48
Richard Bell 1970-74	Bob Kellogg 1953	Charlie Sadler 2003-06
Rob Best 1981-85	Joe Kerbel 1958-59	George Scott 1950-52
Joe Blalock 1962-65	Elwood Kettler 1969	Lyle Setencich 2003-06
Walter Bragg 1978-80	JT King 1958-60	Horace "Bud" Sherrod 1954-57
Art Briles 2000-02	Jack Kiser 1986	Travis L. Simpson 1961-63
Bob Brown 1970-74	David Knaus 1980-83	Dean Slayton 1981-97
Dave Brown 2001-05	David Krischke 1981-83	Russell T. "Dutchy" Smith 1930-40
Watson Brown 1978	Matt Lair 1961-68	Jess Stiles 1969-77
William Brown 1946-49	Donnie Laurence 1978-79	Jerry Sullivan 1973-74
Steve Brickey 1986	Tommy Limbaugh 1975-77	Al Tanara 1975-80
Harry Buffington 1963, 1968	Seth Littrell 2005-06	Marshall Taylor 1970-71
Dean Campbell 1992-99	Ed McKeever 1935-38	Jack Tayrien 1986-88, 97-99
Bud Casey 1978-80	Maxey McKnight 1948	Grant Teaff 1966-68
Cody Chisum 1999	Greg McMackin 2000-02	Jess Thompson 1960
Jason Clemmons 1998-99	Taylor McNeel 1975-88	Ted Unbehagen 1973-74, 1987-96
John Conley 1961-74	Ruffin McNeill 2000-06	Lance Van Zandt 1987-89
Romeo Crennel 1975-76	Carlos Mainord 1969, 84-85, 87-92, 03-06	Wade Walker 1951-53
John Cropp 1975-77	Rhudy Maskew 1986-94, 1996	Buist "Buzz" Warren 1953-55
Rex Dockery 1975-77	Manny Matsakis 2000-02	Ron West 1981-85
Marc Dove 1974	Bradley Mills 1966-69	Allie White 1949
Daniel "Sonny" Dykes 2000-06	Brian Mitchell 2006	Dixie White 1940
Rick Dykes 1990-99	Jack Mitchell 1951-52	Ivy Williams 1989-93
Spike Dykes 1984-86	John Mize 1986	Tom Wilson 1967-74, 1984-85
Dale Evans 1970-74	David Moody 1994-99	Dick Winder 1984-95, 98-99
Beattie Feathers 1954-60	Tipp Mooney 1948-50	W.A. "Babe" Woods 1951
Rocky Felker 1979-80	Dell Morgan 1930-33	Jim Wright 1962-66
Jack Fligg 1970-74	C.B. Morris 1948-50	Gary Wyant 1976-77
Robert Ford 1987-88	Joe Moss 1957-59	John Paul Young 1989-91
Gary Gaines 1990-93	Carl Mulleneaux 1950	Willie Zapalac 1961-62
W.L. Golightly 1930	Walter Nichols 1946	Art Zelenik 1975
Bobby Goad 1951-52	Brian Norwood 2000	
John Goodner 1994-99	Frank Ottmers 1949	
Merrill Green 1961-64	Bill Parcels 1975-77	
	Doyle Parker 1987-91, 93-98	
	Jim Parmer 1960	



Polk Robison
1943-48



Romeo Crennel
1975-76



Bill Parcels
1975-77



Grant Teaff
1966-68

Texas Tech through the Years

Texas Tech vs. All Opponents

All-Time Series Records

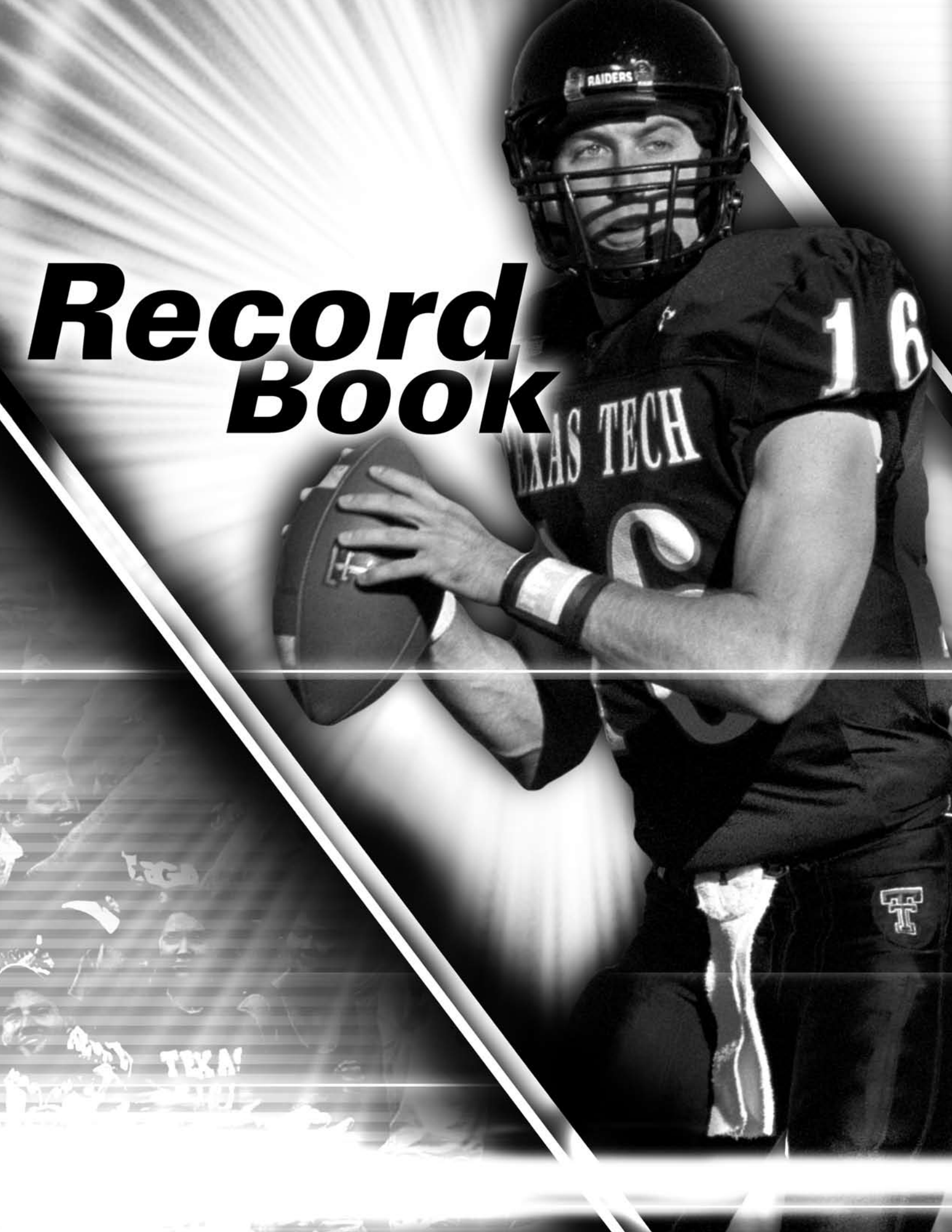
OPPONENT	W-L-T	FIRST	LAST
Abilene Christian	6-3-0	1925	1949
Air Force	2-1-0	1982	1995
Alabama	0-1-0	2005	2005
Arizona	26-4-2	1932	1989
Arizona State	0-1-0	1999	1999
Arkansas	7-28-0	1957	1991
Arkansas State	1-0-0	1995	1995
Auburn	1-0-0	1954	1954
Austin College	1-0-1	1925	1932
Baylor	31-32-1	1929	2005
Boston College	2-1-0	1961	1971
Brigham Young	1-0-0	1940	1940
Cal State Fullerton	1-0-0	1991	1991
Cal St. Santa Barbara	1-0-0	1970	1970
Centenary	4-0-1	1936	1941
Cincinnati	0-0-1	1968	1968
Clarendon	2-0-0	1925	1926
Colorado	4-3-0	1962	2003
Colorado Mines	2-0-0	1931	1932
Colorado State	2-0-0	1968	1987
Creighton	2-1-0	1937	1942
Daniel Baker	2-1-2	1926	1935
Denver	2-0-0	1946	1947
DePaul	1-1-1	1934	1936
Detroit	0-2-0	1935	1937
Dixie	1-0-0	1933	1933
Duke	1-0-0	1989	1989
Duquesne	2-1-0	1937	1938
Florida International	1-0-0	2005	2005
Florida State	1-4-0	1966	1987
Fresno State	1-0-0	1998	1998
Gonzaga	1-1-0	1938	1939
Georgia	0-3-0	1965	1996
Georgia Tech	0-2-0	1965	1970
Hardin-Simmons	14-7-3	1926	1957
Haskell	1-1-0	1931	1933
Houston	10-17-1	1951	1995
Howard Payne	1-3-0	1925	1930
Indiana State	1-0-0	2005	2005
Iowa	0-2-0	1996	2001
Iowa State	5-1-0	1967	2003
Kansas	9-1-0	1965	2005
Kansas State	6-3-0	1933	2005
Lamar	2-0-0	1987	1988
Louisiana-Lafayette	5-0-0	1994	2000
Louisiana State	0-2-0	1954	1957
Louisiana Tech	1-0-0	1933	1933
Loyola (LA)	2-2-0	1935	1941
Loyola (NO)	3-2-0	1934	1939
Lubbock AAF	1-2-0	1943	1944
McMurry	4-0-2	1925	1934
Marquette	2-1-0	1938	1940
Miami, Fla.	1-4-0	1939	1990
Miami, Ohio	0-1-0	1948	1948
Missouri	2-3-0	1995	2003
Mississippi	2-2-0	1986	2003
Mississippi State	2-4-1	1953	1970
Montana	2-1-0	1937	1940
Montana State	2-0-0	1938	1939
Montezuma	1-0-0	1925	1925
Nebraska	2-7-0	1976	2005
New Mexico	32-6-2	1931	2004
New Mexico A&M	4-0-0	1930	1965
New Mexico Normal	1-0-0	1932	1932
North Carolina	1-2-0	1972	1980
North Carolina State	1-4-0	1952	2003
North Dakota State	0-0-1	1934	1934
North Texas Agr.	0-1-0	1943	1943
North Texas	4-4-0	1952	2001
Northern Arizona	2-0-0	1937	1939
Notre Dame (B)	1-0-0	1932	1932
Ohio State	0-2-0	1990	2002
Oklahoma	3-10-0	1992	2005
Oklahoma City	3-0-1	1934	1938
Oklahoma State	19-11-3	1935	2005
Oregon	0-2-0	1991	1992
Oregon State	1-0-0	1959	1959
Pacific	4-2-0	1952	1993
Panhandle A&M	2-0-0	1927	1932
Penn State	0-1-0	1995	1995
Rice	25-20-1	1942	1995
Sam Houston State	1-0-0	2005	2005
San Francisco	1-0-0	1940	1940
San Jose	0-1-0	1949	1949
St. Edwards	3-0-0	1926	1928

OPPONENT	W-L-T	FIRST	LAST
St. Mary's (Calif.)	0-1-0	1938	1938
St. Mary's (TX)	1-0-0	1935	1935
Saint Louis	2-0-0	1940	1941
Schreiner	1-0-1	1926	1928
Southern Calif.	0-3-0	1978	1994
SMU	28-16-0	1932	2004
Southwestern	1-1-0	1944	1945
South Plains AAF	2-0-0	1943	1944
Sul Ross	2-0-1	1925	1929
Tennessee	1-1-0	1973	1997
Texas	14-40-0	1928	2005
Texas-Arlington	1-0-0	1984	1984
Texas-El Paso	10-6-1	1930	1998
Texas A&M	29-34-1	1927	2005
Texas Christian	28-22-3	1926	2004
Texas Wesleyan	2-0-0	1936	1939
Trinity	1-0-0	1932	1932
Tulane	2-3-0	1958	1971
Tulsa	11-12-0	1942	1987
Utah	2-0-0	1972	1973
Utah State	2-0-0	1996	2000
Vanderbilt	0-0-1	1974	1974
Wake Forest	2-0-0	1940	1941
Washington	0-2-0	1981	1982
Washington State	2-0-0	1963	1964
Wayland	2-1-0	1925	1930
West Texas State	20-7-0	1925	1964
West Virginia	0-1-0	1937	1937
Wichita	1-1-0	1935	1936
Wyoming	2-3-0	1938	1992

2006 Opponents in Bold Type



Record Book



NCAA Records

Individual NCAA Records

Charlie Calhoun (1937-39)

Punting – Most Punts, Game (36 vs. Centenary – 1939)
Punting – Most Yards, Game (1,318 vs. Centenary – 1939)

Lawrence Flugence (1999-2002)

Defensive Records – Single-Season Tackles (193 – 2002)
Defensive Records – Single-Season Solo Tackles (124 – 2002)

Taurean Henderson (2002-2005)

Receiving – Most Passes Caught by a Freshman (98 – 2002)
Receiving – Most Passes Caught by a Running Back (304 – 2002-05)

Milton Hill (1938-40)

Punt Returns – Most Punt Returns, Game (20 vs. Centenary – 1939)

Kliff Kingsbury (1999-2002)

Total Offense – Most Plays, Season (814 – 2002)
Total Offense – Most Plays, 2 Years (1,409 – 2001-02)
Total Offense – Most Plays, 3 Years (2,072 – 2000-02)
Total Offense – Most Plays, Career (2,156 – 1999-02)
Total Offense – Plays per Game, Career (50.1 – 1999-02)
#Total Offense – Most Seasons Gaining 2,500 Yards (3 – 2000-02)
#Total Offense – Most Seasons Gaining 3,000 Yards (3 – 2000-02)
Passing – Most Pass Attempts, 2 Years (1,241 – 2001-02)
Passing – Most Pass Attempts, 3 Years (1,826 – 2000-02)
Passing – Most Pass Attempts, Career (1,883 – 1999-02)
Passing – Most Completions, Season (479 – 2002)
Passing – Most Completions, 2 Years (844 – 2001-02)
Passing – Most Completions, 3 Years (1,206 – 2000-02)
Passing – Most Completions, Career (1,231 – 1999-02)
Passing – Highest Percentage of Passes Completed, Game (83.05%, 49-of-59 vs. Texas A&M – 2002)
Passing – Lowest Percentage of Passes Intercepted, Career (2.12%, 40 INT in 1,883 attempts – 1999-02)
#Passing – Most Games Gaining 200 Yards, Season (13 – 2002)
Passing – Most Consecutive Games Gaining 200 Yards, Career (28 – Oct. 10, 2000 through Nov. 16, 2002)

Paul McClendon (1998-01)

Defensive Records – Touchdown Scored by Fumble/Interception, Game (scored on 6-yard fumble return and 50-yard interception return vs. North Texas – 2001)

B.J. Symons (2000-03)

Total Offense – Most Yards, Season (5,976 – 2003)
Total Offense – Most Yards Gained Over Three Games (1,799 – 618 at N.C. State; 681 at Mississippi; 500 vs. Texas A&M)
Total Offense – Most Yards Gained Over Four Games (2,238 – 618 at N.C. State; 681 at Mississippi; 500 vs. Texas A&M; 529 vs. Iowa State)
#Total Offense – Most Games Gaining 300 or More Yards, Season (12 – 2003)
Total Offense – Most Games Gaining 400 or More Yards, Season (11 – 2003)
Total Offense – Most Consecutive Games Gaining 400 or More Yards, Season (9 – 2003)
Total Offense – Most Touchdowns Responsible For, Season (57 – 2003)
Total Offense – Most Points Responsible For, Season (348 – 2003)
Passing – Most Pass Attempts, Season (719 – 2003)
Passing – Most Yards Gained, Season (5,833 – 2003)
Passing – Most Yards Gained Over Four Games (2,239 – 586 at N.C. State; 661 at Mississippi; 505 vs. Texas A&M; 487 vs. Iowa State)
#Passing – Most Game Gaining 200 or More Yards, Season (13 – 2003)
Passing – Most Consecutive Games Gaining 200 or More Yards, Season (13 – 2003)
#Passing – Most Games Gaining 400 or More Yards, Season (9 – 2003)

Wes Welker (2000-03)

Punt Returns – Most Punt Returns, Season (57 – 2002)
Punt Returns – Most Yards, Career (1,761 – 2000-03)
#Punt Returns – Most Touchdowns, Career (8 – 2000-03)

(# denotes tied record)

Team NCAA Records

First Downs – Most First Downs, Game (45 vs. Iowa State – 2003)
First Downs – Most First Downs per Game, Season (32.2 – 2003)
First Downs – Most Passing First Downs per Game, Season (23.5 – 2003)
Passing – Most Yards Gained, Season (6,179 – 2003)
Punting – Most Punts, Both Teams, Game (77 – Tech [39] vs. Centenary [38] – 1939 / The game was played in a heavy downpour in Shreveport, La. Forty-two punts were returned, 19 went out-of-bounds, 10 were downed, one went into the endzone for a touchback, four were blocked and one was fair caught. Sixty-seven occurred on first down plays, including 22 consecutively in the third and fourth quarters. The game was a scoreless tie.)
Punt Returns – Most Punt Returns, Game (22 vs. Centenary – 1939)
Punt Returns – Most Punt Returns, Both Teams, Game (42 – Tech [22] vs. Centenary [20] – 1939)
Punting – Most Punts, Game (39 vs. Centenary – 1939)
Receiving – Two Players, Same Team, 1,000 Yards (Carlos Francis [1,177 yards]; Wes Welker [1,099 yards]; Nehemiah Glover [1,081 yards]) NOTE: Texas Tech is the first team in NCAA history to produce three 1,000-yard receivers in the same season.
Receiving – Four Players, Same Team, 60 Receptions (Wes Welker [97]; Mickey Peters [78]; Taurean Henderson [78]; Nehemiah Glover [77]; Carlos Francis [75]) NOTE: Texas Tech is the first team in NCAA history to produce five players with 60 receptions in the same season.
Rushing – Fewest Rushes, Both Teams, Game (28 – Tech [10] vs. Centenary [18] – 1939)
Rushing Defense – Fewest Rushes Allowed, Game (5 vs. Houston – 1989)
Total Offense – Fewest Plays, Game (12 vs. Centenary – 1939)
Total Offense – Fewest Plays, Both Teams, Game (33 – Tech [12] vs. Centenary [21] – 1939)
Total Offense – Fewest Yards Gained, Both Teams, Game (30 – Tech [-1] vs. Centenary [31] – 1939)
Total Offense – Most Yards Gained, Season (7,576 – 2003)

Climbing the Tech Charts...

WR Jarrett Hicks needs...

...three receptions to take over seventh place on the career receptions list with 173
...one TD catch to move into a tie for fourth on the single-season TD list

WR Joel Filani needs...

...one TD catch to move into seven-way tie for fifth on the single-season TD list; two would place in tie for fourth

PK Alex Trlica needs...

...five points to become the first kicker in school history to record 100 points in a season
...two points to move past Taurean Henderson (2003) in eighth place on the single-season scoring list

Other Notes From 2005:

RB Taurean Henderson is one of only three players to lead the team in scoring three-consecutive years
Henderson set the Big 12 and Tech career record for receptions and finished his career with 302; only fourth player in NCAA history to record 300 receptions
Henderson's 132 points are the most in a season since 1993, when Byron Morris set the single-season record with 134; Henderson is just the seventh player in school history to score 100 points in a season
Henderson's 22 touchdowns also are the most since Morris' 22 in 1993
Tech did not return a punt for a touchdown for the first time since 1998
Tech's 39.4 points per game average is the best under Leach since 2003 when the team averaged a school-best 42.5
Tech's 107.0 rushing yards per game is the second time under Leach that Tech has averaged over 100 rushing yards in a season (2003)
Tech's 495.8 yards of total offense per game is the second most under Leach (582.8 in 2003)
Tech held opponents to 18.8 points per game, the lowest since 1996 when opponents were limited to 18.6 points
Tech held opponents to 155.4 rushing yards per game, the lowest since 1999 when opponents were limited to 145.3 yards
Tech held opponents to 180.4 passing yards per game, the lowest since 2000 when opponents were limited to 164.1 yards
Tech held opponents to 335.8 total offense yards per game, the lowest since 2000 when opponents were limited to 320.7 yards

Rushing Records

Most Attempts

Game: 43, Anthony Hutchison vs. TCU (1982)
 Season: 339, Byron Hanspard (1996)
 Career: 789, Ricky Williams (1997-01)

Most Yards

Game: 287, Byron Hanspard vs. Baylor (1996)
 Season: 2,084, Byron Hanspard (1996)
 Career: 4,219, Byron Hanspard (1994-96)

Most Yards by Class

Freshman Game: 230, Shaud Williams vs. Colorado (1999)
 Freshman Season: 894, Ricky Williams (1997)
 Sophomore Game: 260, Byron Hanspard vs. Air Force (1995)
 Sophomore Season: 1,582, Ricky Williams (1998)
 Junior Game: 287, Byron Hanspard vs. Baylor (1996)
 Junior Season: 2,084, Byron Hanspard (1996)
 Senior Game: 268, James Hadnot vs. New Mexico (1978)
 Senior Season: 1,752, Byron Morris (1993)

Most Yards per Attempt

Game: 14.1, Taurean Henderson vs. Indiana State (2005); 10-141 yards
 Season: 9.1, Lonnie Graham (1954)
 Career: 6.2, James Sides (1953-55)

Most Yards per Game

Season: 189.5, Byron Hanspard (1996)
 Career: 127.8, Byron Hanspard (1994-96)

Most Touchdowns

Game: 5, James Gray vs. Rice (1989); Billy Taylor vs. TCU (1977)
 Season: 22, Byron Morris (1993)
 Career: 52, James Gray (1986-89)

Miscellaneous

Most Players Gaining 100 Yards (Game): Ricky Williams (159) and Rob Peters (106) vs. Baylor (1998)
 Consecutive 100-Yard Games (Season): 10, Byron Hanspard (1996)
 Consecutive 200-Yard Games (Season): 4, Byron Hanspard (1996)
 Most Yards Gained by Two Players (Game): 385 vs. Baylor (1996); Byron Hanspard (287) and Sammy Morris (98)
 Most Games Rushing for 100 Yards (Career): 21, Byron Hanspard (1994-96)
 Most Games Rushing for 200 Yards (Career): 6, Byron Hanspard (1994-96)
 Longest Texas Tech Run (Game): 90, Donny Anderson vs. TCU (1964)

Single-game Rushing Bests (150+ Yards)

Total 100-Yard Performances: 182

Total 200-Yard Performances: 26

1. Byron Hanspard vs. Baylor (1996)	287
2. James Gray vs. Duke (1989)	280
3. Byron Hanspard vs. Oklahoma State (1996)	272
4. James Hadnot vs. New Mexico (1978)	268
5. Byron Hanspard vs. Air Force (1995)	260
6. Ricky Williams vs. UTEP (1998)	251
7. Byron Hanspard vs. SW Louisiana (1996)	247
8. Ricky Williams vs. Fresno State (1998)	244
9. James Gray vs. Arizona (1989)	234
10. James Gray vs. SMU (1989)	232
11. Shaud Williams vs. Colorado (1999)	230
12. Byron Hanspard vs. Houston (1995)	228
13. James Gray vs. Rice (1989)	227
14. Byron Hanspard vs. Utah State (1996)	224
15. Byron Morris vs. Houston (1993)	223
Byron Morris vs. TCU (1993)	223
17. Byron Morris vs. SMU (1993)	222
Byron Morris vs. Houston (1992)	222
19. Byron Hanspard vs. Georgia (1996)	214
20. James Hadnot vs. Baylor (1978)	212
21. James Gray vs. TCU (1989)	209

22. Walter Schlinkman vs. Creighton (1942)	206
Anthony Hutchison vs. SMU (1982)	206
24. James Hadnot vs. Rice (1979)	204
Cliff Hoskins vs. Baylor (1972)	204
Doug McCutchen vs. TCU (1970)	204
27. Byron Morris vs. TCU (1992)	199
James Hadnot vs. Houston (1979)	199
29. Byron Hanspard vs. Texas A&M (1996)	198
30. Byron Hanspard vs. Kansas (1996)	194
31. James Gray vs. Rice (1988)	181
32. Byron Hanspard vs. SMU (1995)	180
Byron Hanspard vs. Arkansas State (1995)	180
34. Ricky Williams vs. Kansas (1997)	179
35. Anthony Hutchison vs. New Mexico (1981)	178
36. Byron Morris vs. SMU (1992)	175
Anthony Hutchison vs. TCU (1982)	175
38. Byron Morris vs. Baylor (1993)	174
39. James Gray vs. TCU (1987)	173
James Gray vs. Rice (1987)	173
Billy Taylor vs. Arizona (1976)	173
Joe Barnes vs. SMU (1973)	173
43. George Smith vs. North Carolina (1972)	172
44. Ricky Williams vs. North Texas (1998)	170
Sammy Morris vs. Texas A&M (1999)	170
46. Donny Anderson vs. TCU (1969)	169
Taurean Henderson at Kansas (2004)	169
48. Robert Lewis vs. Arkansas (1983)	167
49. James Hadnot vs. SMU (1978)	166
50. Ricky Williams vs. Baylor (1998)	159
51. Byron Morris vs. Texas (1993)	158
George Smith vs. New Mexico (1972)	158
53. Byron Morris vs. Baylor (1992)	157
James Gray vs. North Texas (1988)	157
Donny Anderson vs. New Mexico St. (1965)	157
56. Doug McCutchen vs. Baylor (1970)	155
57. James Hadnot vs. New Mexico (1979)	153
George Smith vs. Utah (1972)	153
Ricky Williams vs. Baylor (2001)	153
60. Shaud Williams vs. North Texas (1999)	151
James Gray vs. Lamar (1987)	151
Billy Taylor vs. TCU (1977)	151
63. James Gray vs. Colorado State (1987)	150
Billy Taylor vs. North Carolina (1977)	150

Single-season Yardage Leaders

1. Byron Hanspard (1996)	2,084
2. Byron Morris (1998)	1,752
3. Ricky Williams (1998)	1,582
4. James Gray (1989)	1,509
5. Byron Hanspard (1995)	1,374
6. James Hadnot (1979)	1,371
7. James Hadnot (1978)	1,369
8. Byron Morris (1992)	1,279
9. Doug McCutchen (1970)	1,068
10. James Gray (1987)	1,006

Career Yardage Leaders

1. Byron Hanspard (1994-96)	4,219
2. James Gray (1986-89)	4,066
3. Ricky Williams (1997-01)	3,661
4. Byron Morris (1991-93)	3,544
5. Taurean Henderson (2002-05)	3,241
6. James Hadnot (1976-79)	2,794
7. Larry Isaac (1973-76)	2,633
8. Donny Anderson (1963-65)	2,280
9. Doug McCutchen (1970-72)	2,222
10. Bobby Cavazos (1951-53)	2,137



Records

Rushing Records

Single-Season Attempt Leaders

1. Byron Hanspard (1996)	339
2. Ricky Williams (1998)	336
3. Byron Morris (1993)	298
4. James Hadnot (1979)	273
5. James Gray (1989)	263
6. James Hadnot (1978)	251
7. Byron Hanspard (1995)	248
8. Byron Morris (1992)	242
9. Doug McCutchen (1970)	227
10. Anthony Lynn (1990)	224

Career Attempt Leaders

1. Ricky Williams (1997-01)	789
2. Byron Hanspard (1994-96)	760
3. James Gray (1986-89)	742
4. Byron Morris (1991-93)	638
5. Taurean Henderson (2002-05)	577
6. Larry Isaac (1973-76)	538
7. James Hadnot (1976-78)	532
8. Donny Anderson (1963-65)	526
9. Doug McCutchen (1970-72)	496
10. Anthony Lynn (1988-91)	492

Single-Season Touchdown Leaders

1. Byron Morris (1993)	22
2. James Gray (1989)	20
3. Donny Anderson (1965)	17
Taurean Henderson (2005)	17
5. Taurean Henderson (2004)	16
6. Ricky Williams (2001)	14
7. Bobby Cavazos (1953)	13
Billy Taylor (1977)	13
Byron Hanspard (1996)	13
Ricky Williams (1998)	13

Career Touchdown Leaders

1. James Gray (1986-89)	52
2. Taurean Henderson (2002-05)	50
3. Byron Morris (1991-93)	37
4. Ricky Williams (1997-01)	36
5. Bobby Cavazos (1951-53)	32
6. Larry Isaac (1973-76)	31
7. Billy Taylor (1974-77)	29
Byron Hanspard (1994-96)	29
Zebbie Lethridge (1994-97)	29
10. Ron Reeves (1978-81)	18

Year-By-Year Leaders

Year	Player	Carries	Yards	Avg
2005	Taurean Henderson	148	872	5.9
2004	Taurean Henderson	162	840	5.2
2003	Taurean Henderson	124	736	5.9
2002	Taurean Henderson	153	793	5.2
2001	Ricky Williams	142	726	5.1
2000	Ricky Williams	127	421	3.3
1999	Shaud Williams	112	658	5.9
1998	Ricky Williams	306	1,582	5.2
1997	Ricky Williams	201	894	4.4
1996	Byron Hanspard	339	2,084	6.1
1995	Byron Hanspard	248	1,374	5.5
1994	Byron Hanspard	173	761	4.4
1993	Byron Morris	298	1,752	5.9
1992	Byron Morris	242	1,279	5.3
1991	Byron Morris	98	514	5.2
1990	Anthony Lynn	224	884	3.9
1989	James Gray	263	1,509	5.7
1988	James Gray	172	938	5.5
1987	James Gray	199	1,006	5.1

1986	James Gray	108	613	5.7
1985	James McGowen	107	479	4.5
1984	Timmy Smith	164	711	4.3
1983	Robert Lewis	175	750	4.3
1982	Anthony Hutchison	204	796	3.9
1981	Anthony Hutchison	100	545	5.5
1980	Wes Hightower	126	515	4.1
1979	James Hadnot	273	1,371	5.0
1978	James Hadnot	251	1,369	5.5
1977	Billy Taylor	209	931	4.5
1976	Larry Isaac	145	685	4.7
1975	Larry Isaac	151	751	5.0
1974	Larry Isaac	155	671	4.3
1973	Joe Barnes	135	568	4.2
1972	George Smith	107	740	6.9
1971	Doug McCutchen	131	548	4.1
1970	Doug McCutchen	227	1,068	4.7
1969	Danny Hardaway	159	483	3.0
1968	Roger Freeman	129	471	3.6
1967	Mike Leinert	163	689	4.2
1966	Mike Leinert	102	495	4.9
1965	Donny Anderson	169	705	4.2
1964	Donny Anderson	211	966	4.6
1963	Donny Anderson	146	609	4.2
1962	Roger Gill	61	379	6.2
1961	Coolidge Hunt	128	486	3.8
1960	Coolidge Hunt	127	527	4.1
1959	Carl Gatlin	49	211	4.3
1958	Ronnie Rice	67	263	3.9
1957	Ronnie Rice	67	426	6.4
1956	Doug Duncan	67	360	5.4
1955	Don Schmidt	105	508	4.9
1954	Lonnie Graham	50	457	9.1
1953	Bobby Cavazos	97	747	7.7
1952	Bobby Cavazos	124	674	5.4
1951	Bobby Cavazos	138	706	5.0



Byron Hanspard

Passing Records

Most Attempts

Game: Kliff Kingsbury, 70 vs. Missouri (2002); Sonny Cumbie, 70 at New Mexico (2004)

Season: 719, B.J. Symons (2003)

Career: 1,883, Kliff Kingsbury (1999-02)

Most Completions

Game: 49, Kliff Kingsbury at Texas A&M (2002); vs. Missouri (2002)

Season: 479, Kliff Kingsbury (2002)

Career: 1,231, Kliff Kingsbury (1999-02)

Highest Completion Percentage

Game: 83.1%, Kliff Kingsbury at Texas A&M (2002); 49-of-59

Season: 69.0, Kliff Kingsbury (2001); 365-of-529

Career: 65.2, Kliff Kingsbury (1999-02); 1,231-of-1,883

Most Yards per Completion

Game: 28.8, Kliff Kingsbury vs. Oklahoma (1999); 9-of-17, 259 yards

Season: 15.1, Billy Joe Tolliver (1988); 190 completions, 2,869 yards

Career: 14.9, Rodney Allison (1974-77); 161 completions, 2,411 yards

Most Yards

Game: 661, B.J. Symons at Mississippi (2003)

Season: 5,833, B.J. Symons (2003)

Career: 12,429, Kliff Kingsbury (1999-02)

Most Yards by Class

Freshman Game: 422, Billy Joe Tolliver vs. TCU (1985)

Freshman Season: 1,596, Zebbie Lethridge (1994)

Sophomore Game: 456, Kliff Kingsbury vs. Utah State (2000)

Sophomore Season: 3,418, Kliff Kingsbury (2000)

Junior Game: 440, Kliff Kingsbury vs. Oklahoma State (2001)

Junior Season: 3,502, Kliff Kingsbury (2001)

Senior Game: 661, B.J. Symons at Mississippi (2003)

Senior Season: 5,833, B.J. Symons (2003)

Most Yards per Game

Season: 448.7, B.J. Symons (2003); 5,833/13 games

Career: 289.0, Kliff Kingsbury (1999-02); 12,429/43 games

Most Touchdowns

Game: 8, B.J. Symons vs. Texas A&M (2003)

Season: 52, B.J. Symons (2003)

Career: 95, Kliff Kingsbury (1999-02)

Miscellaneous

Most 300-Yard Passing Games (Career): 19, Kliff Kingsbury (1999-02)

Most 400-Yard Passing Games (Career): 9, Kliff Kingsbury (1999-02);

B.J. Symons (2000-2003; all in 2003)

Longest Texas Tech Pass (Game): 95, Robert Hall to Rodney Blackshear vs. Houston (1991)

Single-season Yardage Leaders

1. B.J. Symons (2003)	5,833
2. Kliff Kingsbury (2002)	5,017
3. Sonny Cumbie (2004)	4,742
4. Cody Hodges (2005)	4,238
5. Kliff Kingsbury (2001)	3,502
6. Kliff Kingsbury (2000)	3,418
7. Robert Hall (1993)	2,894
8. Billy Joe Tolliver (1988)	2,869
9. Tom Wilson (1965)	2,119
10. Zebbie Lethridge (1995)	1,885

Career Yardage Leaders

1. Kliff Kingsbury (1999-02)	12,429
2. Robert Hall (1990-93)	7,908
3. Zebbie Lethridge (1994-97)	6,789
4. Billy Joe Tolliver (1985-88)	6,756
5. B.J. Symons (2000-03)	6,378
6. Sonny Cumbie (2001-04)	5,116
7. Ron Reeves (1978-81)	4,688
8. Cody Hodges (2002-05)	4,300
9. Jamie Gill (1988-91)	3,280
10. Tom Wilson (1963-65)	2,932

Single-season Yard Per Game Leaders

1. B.J. Symons (2003)	448.7
2. Sonny Cumbie (2004)	395.2
3. Kliff Kingsbury (2002)	358.4
4. Cody Hodges (2005)	353.2
5. Kliff Kingsbury (2001)	318.4
6. Kliff Kingsbury (2000)	284.3
7. Robert Hall (1993)	263.0
8. Jason Clemmons (1992)	241.3
9. Robert Hall (1991)	240.2
10. Billy Joe Tolliver (1985)	215.8

Single-season Touchdown Leaders

1. B.J. Symons (2003)	52
2. Kliff Kingsbury (2002)	45
3. Sonny Cumbie (2004)	32
4. Cody Hodges (2005)	31
5. Kliff Kingsbury (2001)	25
6. Robert Hall (1993)	21
Kliff Kingsbury (2000)	21
8. Jamie Gill (1988)	12
Jamie Gill (1989)	12
10. Zebbie Lethridge (1995)	11
Zebbie Lethridge (1996)	11

Career Touchdown Leaders

1. Kliff Kingsbury (1999-02)	95
2. B.J. Symons (2000-03)	59
3. Robert Hall (1990-93)	48
4. Zebbie Lethridge (1994-97)	42
5. Billy Joe Tolliver (1985-88)	38
6. Sonny Cumbie (2001-04)	33
Cody Hodges (2002-05)	33
8. Ron Reeves (1978-81)	31
9. Tom Wilson (1963-65)	23
10. Jamie Gill (1988-91)	22

Single-season Pass Attempt Leaders

1. B.J. Symons (2003)	719
2. Kliff Kingsbury (2002)	712
3. Sonny Cumbie (2004)	642
4. Kliff Kingsbury (2000)	585
5. Cody Hodges (2005)	531
6. Kliff Kingsbury (2001)	529
7. Billy Joe Tolliver (1988)	354
8. Robert Hall (1993)	341
9. Billy Joe Tolliver (1986)	333
10. Tom Wilson (1965)	283

Career Pass Attempts Leaders

1. Kliff Kingsbury (1999-02)	1,883
2. Zebbie Lethridge (1994-97)	1,070
3. Billy Joe Tolliver (1985-88)	1,008
4. Robert Hall (1990-93)	997
5. B.J. Symons (2000-03)	797
6. Ron Reeves (1978-81)	763
7. Sonny Cumbie (2001-04)	704
8. Cody Hodges (2002-05)	543
9. Jim Hart (1979-83)	498
10. Jamie Gill (1988-91)	446

Single-season Completion Leaders

1. Kliff Kingsbury (2002)	479
2. B.J. Symons (2003)	470
3. Sonny Cumbie (2004)	421
4. Kliff Kingsbury (2001)	365
5. Kliff Kingsbury (2000)	362
6. Cody Hodges (2005)	353
7. Robert Hall (1993)	216
8. Billy Joe Tolliver (1998)	190
9. Tom Wilson (1965)	172
10. Billy Joe Tolliver (1986)	145



Passing Records

Career Completion Leaders

1. Kliff Kingsbury (1999-02)	1,231
2. B.J. Symons (2000-03)	554
3. Robert Hall (1990-93)	548
4. Zebbie Lethridge (1994-97)	519
5. Billy Joe Tolliver (1985-88)	493
6. Sonny Cumbie (2001-04)	461
7. Cody Hodges (2002-05)	360
8. Ron Reeves (1978-81)	352
9. Jim Hart (1979-83)	244
10. Tom Wilson (1963-65)	241

Year-By-Year Leaders

Year	Player	Comp	Att	Yards
2005	Cody Hodges	353	511	4,238
2004	Sonny Cumbie	421	642	4,742
2003	B.J. Symons	470	719	5,833
2002	Kliff Kingsbury	479	712	5,017
2001	Kliff Kingsbury	365	529	3,502
2000	Kliff Kingsbury	362	585	3,418
1999	Rob Peters	105	211	1,437
1998	Rob Peters	96	183	1,269
1997	Zebbie Lethridge	134	261	1,622
1996	Zebbie Lethridge	117	267	1,686
1995	Zebbie Lethridge	136	281	1,885
1994	Zebbie Lethridge	132	261	1,596
1993	Robert Hall	216	341	2,894
1992	Robert Hall	111	219	1,645
1991	Robert Hall	111	220	1,788
1990	Robert Hall	110	217	1,581
1989	Jamie Gill	105	186	1,464
1988	Billy Joe Tolliver	190	354	2,869
1987	Billy Joe Tolliver	97	196	1,422
1986	Billy Joe Tolliver	145	333	1,602
1985	Billy Joe Tolliver	61	124	863
1984	Aaron Keesee	70	140	755
1983	Jim Hart	108	216	1,216
1982	Jim Hart	107	227	1,081
1981	Ron Reeves	109	254	1,376
1980	Ron Reeves	115	228	1,461
1979	Ron Reeves	51	120	656
1978	Ron Reeves	77	161	1,195
1977	Rodney Allison	50	83	589
1976	Rodney Allison	83	139	1,458
1975	Tommy Duniven	72	125	1,038
1974	Tommy Duniven	43	82	552
1973	Joe Barnes	73	125	978
1972	Joe Barnes	86	168	1,142
1971	Jimmy Carmichael	38	80	423
1970	Charles Napper	86	155	979
1969	Charles Napper	65	153	901
1968	Joe Matulich	73	125	864
1967	John Scovell	44	114	470
1966	John Scovell	107	232	1,323
1965	Tom Wilson	172	283	2,119
1964	Tom Wilson	65	119	777
1963	James Ellis	39	69	536
1962	Richard Mahan	26	67	260
1961	Doug Cannon	37	77	442
1960	Glen Amerson	33	88	464
1959	Ken Talkington	65	116	603
1958	Jerry Bell	48	99	435
1957	Jerry Bell	37	77	489
1956	Buddy Hill	24	52	326
1955	Buddy Hill	33	60	481
1954	Jerry Johnson	27	61	569
1953	Jack Kirkpatrick	22	46	343
1952	Jerry Johnson	48	109	702
1951	Junior Arterburn	39	87	622

Top Passing Games

1. B.J. Symons at Mississippi (2003)	661
2. Cody Hodges vs. Kansas State (2005)	643
3. B.J. Symons at N.C. State (2003)	586
4. B.J. Symons at Oklahoma State (2003)	552
5. Sonny Cumbie vs. California (2004)	520
6. Kliff Kingsbury vs. Missouri (2002)	510
7. B.J. Symons vs. Texas A&M (2003)	505
8. B.J. Symons vs. Navy (2003)	497
9. B.J. Symons vs. Iowa State (2003)	487
10. Kliff Kingsbury at Texas A&M (2002)	474
11. Kliff Kingsbury vs. Texas (2002)	473
12. Sonny Cumbie at SMU (2004)	470
13. Kliff Kingsbury vs. Utah State (2000)	456
14. Cody Hodges vs. Florida International (2005)	454
15. Sonny Cumbie at New Mexico (2004)	449
16. Billy Joe Tolliver vs. Oklahoma State (1988)	446
Sonny Cumbie vs. TCU (2004)	441
18. Kliff Kingsbury vs. Oklahoma State (2001)	440
Sonny Cumbie vs. Nebraska (2004)	436
Cody Hodges vs. Sam Houston State (2005)	436
21. B.J. Symons at Baylor (2003)	428
22. Kliff Kingsbury vs. Oklahoma State (2002)	425
23. Billy Joe Tolliver vs. TCU (1985)	422
24. B.J. Symons vs. New Mexico (2003)	418
25. Kliff Kingsbury vs. Kansas State (2001)	409
26. Kliff Kingsbury at Missouri (2003)	408
27. Cody Hodges vs. Texas A&M (2005)	408
28. Kliff Kingsbury at New Mexico (2002)	407
29. Kliff Kingsbury vs. Kansas (2000)	405
30. Sonny Cumbie vs. Texas (2004)	403
31. B.J. Symons vs. Colorado (2003)	399
32. Sonny Cumbie vs. Baylor (2004)	397
33. Robert Hall vs. Houston (1991)	388
Robert Hall vs. Georgia (1993)	388
35. Jim Hart vs. Houston (1983)	380
36. Kliff Kingsbury vs. Clemson (2002)	375
37. Kliff Kingsbury vs. Baylor (2002)	373
38. Kliff Kingsbury vs. SMU (2002)	369
Sonny Cumbie at Oklahoma (2004)	369
Cody Hodges at Texas (2005)	369
41. Cody Hodges at Nebraska (2005)	368
42. Robert Hall vs. Rice (1991)	366
Kliff Kingsbury vs. Stephen F. Austin (2001)	366
44. B.J. Symons at Texas (2003)	365
45. Zebbie Lethridge vs. Texas (1996)	364
Kliff Kingsbury vs. New Mexico (2001)	364
47. Billy Joe Tolliver vs. Houston (1988)	363
48. Zebbie Lethridge vs. North Texas (1997)	359
Sonny Cumbie at Kansas (2004)	356
Kliff Kingsbury vs. Nebraska (2001)	353
51. Robert Hall vs. Wyoming (1992)	349
52. Robert Hall vs. North Carolina (1993)	348
53. Kliff Kingsbury vs. Ohio State (2002)	341
54. Jamie Gill vs. Arkansas (1990)	337
55. Robert Hall vs. Rice (1993)	336
56. Cody Hodges vs. Kansas (2005)	333
57. Robert Hall vs. Baylor (1990)	328
58. Jason Clemmons vs. Texas (1992)	327
59. Sonny Cumbie at Kansas State (2004)	326
60. Rob Peters vs. Texas (1998)	322
Kliff Kingsbury vs. Baylor (2000)	322
62. Robert Hall vs. New Mexico (1990)	316
63. Cody Hodges at Oklahoma State (2005)	308
64. Robert Hall vs. Pacific (1993)	305
65. Robert Hall vs. Houston (1993)	303
Kliff Kingsbury vs. Texas A&M (2001)	303
67. Kliff Kingsbury vs. Kansas State (2000)	302



Receiving Records

Most Receptions

Game: 14, Wes Welker vs. Texas (2002)
 Season: 98, Taurean Henderson (2002)
 Career: 302, Taurean Henderson (2002-05)

Most Receptions by Class

Freshman Game: 13, Taurean Henderson at Texas A&M (2002)
 Freshman Season: 98, Taurean Henderson (2002)
 Sophomore Game: 11, Carlos Francis vs. Nebraska (2001); Wes Welker vs. Texas A&M (2001)
 Sophomore Season: 78, Taurean Henderson (2003)
 Junior Game: 14, Wes Welker vs. Texas (2002)
 Junior Season: 86, Wes Welker (2002)
 Senior Game: 13, Ricky Williams vs. North Texas (2001); Wes Welker at Missouri (2003)
 Senior Season: 97, Wes Welker (2003)

Most Yards

Game: 255, Joel Filani vs. Kansas State (2005)
 Season: 1,261, Lloyd Hill (1992)
 Career: 3,069, Wes Welker (2000-03)

Most Yards by Class

Freshman Game: 234, Carlos Francis vs. Utah State (2000)
 Freshman Season: 633, Taurean Henderson (2002)
 Sophomore Game: 241, Donnie Hart vs. Texas (1996)
 Sophomore Season: 1,177, Jarrett Hicks (2004)
 Junior Game: 255, Joel Filani vs. Kansas State (2005)
 Junior Season: 1,261, Lloyd Hill (1992)
 Senior Game: 251, Rodney Blackshear vs. Houston (1991)
 Senior Season: 1,177, Carlos Francis (2003)

Most Yards per Reception

Game: 50.2, Rodney Blackshear vs. Houston (1991); 5 rec., 251 yards
 Season: 22.1, Rodney Blackshear (1990)
 Career: 20.4, Rodney Blackshear (1987-91)

Most Touchdowns

Game: 4, Derek Dorris vs. Kansas (2000)
 Season: 13, Jarrett Hicks (2004)
 Career: 28, Jarrett Hicks (2003-)

Miscellaneous

Most 100-Yard Receiving Games (Season): 7, Lloyd Hill (1992)
 Most 100-Yard Receiving Games (Career): 14, Lloyd Hill (1990-93)
 Longest Texas Tech Reception (Game): 95, Rodney Blackshear from Robert Hall vs. Houston (1991)

Single-game Reception Leaders

1. Wes Welker vs. Texas (2002)	14
2. Ricky Williams vs. North Texas (2001)	13
Taurean Henderson at Texas A&M (2002)	13
Wes Welker at Missouri (2003)	13
5. Larry Gilbert vs. Florida State (1966)	12
Leonard Harris vs. Houston (1983)	12
Lloyd Hill vs. Wyoming (1992)	12
Ricky Williams vs. Oklahoma (2001)	12
Nehemiah Glover vs. Nebraska (2004)	12

Single-season Reception Leaders

1. Taurean Henderson (2002)	98
2. Wes Welker (2003)	97
3. Ricky Williams (2001)	92
4. Wes Welker (2002)	86
5. Mickey Peters (2003)	78
Taurean Henderson (2003)	78
7. Nehemiah Glover (2003)	77
Trey Haverty (2004)	77
9. Lloyd Hill (1992)	76
Jarrett Hicks (2004)	76

Career Reception Leaders

1. Taurean Henderson (2002-05)	302
2. Wes Welker (2000-03)	259
3. Nehemiah Glover (2001-04)	223
4. Carlos Francis (2000-03)	216
5. Mickey Peters (2000-03)	196
6. Lloyd Hill (1990-93)	189
7. Jarrett Hicks (2003-)	173
8. Ricky Williams (1997-01)	172
9. Donnie Hart (1995-98)	125
10. Derek Dorris (1997-00)	112

Single-game Yardage Leaders

1. Joel Filani vs. Kansas State (2005)	255
2. Rodney Blackshear vs. Houston (1991)	251
3. Leonard Harris vs. Houston (1983)	248
4. Donnie Hart vs. Texas (1996)	241
5. Carlos Francis vs. Utah State (2000)	234
6. Lloyd Hill vs. Wyoming (1992)	222
7. Jarrett Hicks vs. TCU (2004)	211
8. Robert Johnson vs. Sam Houston State (2005)	209
9. Donnie Hart vs. North Texas (1997)	186
10. Wayne Walker vs. North Texas (1988)	184
Carlos Francis at Mississippi (2003)	184

Single-season Yardage Leaders

1. Lloyd Hill (1992)	1,261
2. Carlos Francis (2003)	1,177
Jarrett Hicks (2004)	1,177
4. Wes Welker (2003)	1,099
5. Nehemiah Glover (2003)	1,081
6. Wes Welker (2002)	1,054
7. Joel Filani (2005)	1,048
8. Trey Haverty (2004)	1,019
9. Mickey Peters (2003)	975
10. Rodney Blackshear (1990)	973

Career Yardage Leaders

1. Wes Welker (2000-03)	3,069
2. Lloyd Hill (1990-93)	3,059
3. Carlos Francis (2000-03)	3,027
4. Nehemiah Glover (2001-04)	2,725
5. Jarrett Hicks (2003-)	2,525
6. Mickey Peters (2000-03)	2,318
7. Donnie Hart (1995-98)	2,211
8. Taurean Henderson (2002-05)	2,058
9. Wayne Walker (1985-88)	2,007
10. Rodney Blackshear (1987-91)	1,980

Single-season Touchdown Leaders

1. Jarrett Hicks (2004)	13
2. Lloyd Hill (1992)	12
Mickey Peters (2003)	12
4. Nehemiah Glover (2002)	10
Jarrett Hicks (2005)	10
6. Rodney Blackshear (1990)	9
Derek Dorris (2000)	9
Carlos Francis (2003)	9
Wes Welker (2003)	9
Nehemiah Glover (2003)	9

Career Touchdown Leaders

1. Jarrett Hicks (2003-)	28
2. Mickey Peters (2000-03)	22
3. Carlos Francis (2000-03)	21
Wes Welker (2000-03)	21
Nehemiah Glover (2001-04)	21
6. Lloyd Hill (1990-93)	20
7. Taurean Henderson (2002-05)	19
8. Donnie Hart (1995-98)	17
9. Wayne Walker (1985-88)	14
Rodney Blackshear (1987-91)	14



Records

Receiving Records

Year-by-year Leaders

Year	Player	Rec	Yards	TD
2005	Joel Filani, WR	65	1,048	8
2004	Jarrett Hicks, WR	76	1,177	13
2003	Wes Welker, WR	97	1,099	9
2002	Taurean Henderson, RB	98	633	6
2001	Ricky Williams, RB	92	617	4
2000	Tim Baker, IR	69	765	10
1999	Sammy Morris, TB	23	386	2
1998	Donnie Hart, SE	48	871	7
1997	Malcolm McKenzie, FL	42	462	2
1996	Donnie Hart, SE	22	494	4
1995	Byron Hanspard, RB	35	474	7
1994	Sheldon Bass, SE	34	400	2
1993	Lloyd Hill, SE	57	794	6
1992	Lloyd Hill, SE	76	1261	12
1991	Rodney Blackshear, SE	30	649	5
1990	Rodney Blackshear, SE	44	973	9
1989	Travis Price, SE	23	389	5
1988	Tyrone Thurman, FL	48	726	4
1987	Wayne Walker, FL	32	659	5
1986	Wayne Walker, SE	38	717	6
1985	Wayne Walker, SE	26	447	1
1984	Buzz Tatom, TE	20	312	2
1983	Leonard Harris, SE	35	506	2
1982	Leonard Harris, E	30	366	2
1981	Renie Baker, WB	28	453	1
1980	Renie Baker, E	40	625	2
1979	Howie Lewis, E	24	317	3
1978	Brian Nelson, E	26	443	3
1977	Billy Taylor, RB	30	186	0
1976	Sammy Williams, E	32	601	2
1975	Sammy Williams, E	32	601	3
1974	Lawrence Williams, E	27	477	6
1973	Andre Tillman, E	26	428	5
1972	Andre Tillman, E	21	285	0
1971	Johnny Odom, E	20	242	0
1970	Johnny Odom, E	26	331	4
1969	Johnny Odom, E	23	320	4
1968	Bobby Allen, E	35	546	4
1967	Larry Gilbert, E	35	491	3
1966	Larry Gilbert, E	52	767	4
1965	Donny Anderson, RB	60	797	7
1964	Donny Anderson, RB	32	396	4
1963	David Parks, E	32	499	4
1962	David Parks, E	32	399	1
1961	Bob Witucki, E	26	335	0
1960	Dick Polson, E	13	155	3
1959	Bake Turner, E	22	444	3
1958	Floyd Dellinger, RB	20	213	1
1957	Jimmy Knox, RB	14	201	3
1956	Ken Vakey, E	14	180	1
1955	Ken Vakey, E	13	186	1
1954	Dean White, E	10	252	4
1953	Bobby Cavazos, RB	9	116	0
1952	Don Lewis, RB	11	165	1
1951	Jim Turner, RB	13	197	3



Jarrett Hicks



Total Offense

Most Plays

Game: 78, Kliff Kingsbury vs. Missouri (2002);
8 rush, 70 pass
Season: 814, Kliff Kingsbury (2002); 102 rush,
712 pass
Career: 2,158, Kliff Kingsbury (1999-02); 275 rush,
1,883 pass

Most Yards

Game: 681, B.J. Symons at Mississippi (2003)
Season: 5,976, B.J. Symons (2003)
Career: 12,263, Kliff Kingsbury (1999-02)

Most Yards by Class

Freshman Game: 398, Billy Joe Tolliver vs. TCU (1985)
Freshman Season: 1,885, Zebbie Lethridge (1994)
Sophomore Game: 481, Robert Hall vs. Houston (1991)
Sophomore Season: 3,437, Kliff Kingsbury (2000)
Junior Game: 435, Kliff Kingsbury vs. Oklahoma
State (2001)
Junior Season: 3,454, Kliff Kingsbury (2001)
Senior Game: 661, B.J. Symons at Mississippi (2003)
Senior Season: 5,976, B.J. Symons (2003)

Most Yards per Game

Season: 459.7, B.J. Symons (2003)
Career: 278.7, Kliff Kingsbury (1999-02)

Most Touchdowns Responsible For

Game: 8, B.J. Symons vs. Texas A&M (2003)
Season: 57, B.J. Symons (2003)
Career: 100, Kliff Kingsbury (1999-02)

Single-season Attempt Leaders

1. Kliff Kingsbury (2002)	814
2. B.J. Symons (2003)	740
3. Sonny Cumbie (2004)	694
4. Kliff Kingsbury (2000)	663
5. Cody Hodges (2005)	640
6. Kliff Kingsbury (2001)	595
7. Robert Hall (1993)	442
8. Billy Joe Tolliver (1988)	409
9. Zebbie Lethridge (1995)	403
10. Ron Reeves (1980)	395

Career Attempt Leaders

1. Kliff Kingsbury (1999-02)	2,158
2. Zebbie Lethridge (1994-97)	1,539
3. Robert Hall (1990-93)	1,341
4. Ron Reeves (1978-81)	1,333
5. Billy Joe Tolliver (1985-88)	1,150
6. B.J. Symons (2000-03)	864
7. Ricky Williams (1997-01)	789
8. Sonny Cumbie (2001-04)	762
9. Byron Hanspard (1994-96)	761
10. James Gray (1986-89)	742

Single-game Yardage Leaders

1. B.J. Symons at Mississippi (2003); 20 rush, 661 pass 681
2. B.J. Symons at N.C. State (2003); 32 rush, 586 pass 618
3. Cody Hodges vs. Kansas State (2005); -39 rush, 643 pass 604
4. B.J. Symons vs. Iowa State (2003); 42 rush, 487 pass 529
B.J. Symons at Oklahoma State (2003); -23 rush, 552 pass 529
6. Kliff Kingsbury vs. Missouri (2002); -9 rsh, 510 pass 501
7. B.J. Symons vs. Texas A&M (2003); 5 rush, 505 pass 500
B.J. Symons vs. Navy (2003); 3 rush, 497 pass 500
9. Cody Hodges vs. Florida Int'l (2005); 44 rush, 454 pass 498
10. Robert Hall vs. Houston (1991); 93 rsh, 388 pass . 481

Single-season Yardage Leaders

1. B.J. Symons (2003); 143 rush, 5,833 pass . . . 5,976
2. Kliff Kingsbury (2002); -114 rush, 5,017 pass . 4,903
3. Sonny Cumbie (2004); -167 rush, 4,742 pass 4,575
4. Cody Hodges (2005); 191 rush, 4,238 pass . . 4,429
5. Kliff Kingsbury (2001); -48 rush, 3,502 pass . . 3,454
6. Kliff Kingsbury (2000); 19 rush, 3,418 pass . . 3,437
7. Robert Hall (1993); 145 rush, 2,894 pass . . . 3,039
8. Billy Joe Tolliver (1988); -182 rush, 2,869 pass 2,687
9. Byron Hanspard (1996); 2,084 rush, 0 pass . . 2,084
10. Robert Hall (1991); 278 rush, 1,788 pass . . . 2,066

Career Total Offense Leaders

1. Kliff Kingsbury (1999-01); -166 rush, 12,429 pass 12,263
2. Robert Hall (1990-93); 581 rush, 7,908 pass . 8,489
3. Zebbie Lethridge (1994-97); 901 rush, 6,789 pass 7,690
4. B.J. Symons (2000-03); 208 rush, 6,378 pass 6,586
5. Billy Joe Tolliver (1985-88); -281 rush, 6,756 pass 6,475
6. Ron Reeves (1978-81); 856 rush, 4,688 pass 5,544
7. Sonny Cumbie (2001-04); -151 rush, 5,116 pass 4,965
8. Cody Hodges (2002-05); 224 rush, 4,308 . . . 4,532
9. Byron Hanspard (1994-96); 4,219 rush, 0 pass 4,219
10. James Gray (1986-89); 4,066 rush, 0 pass . . 4,066

Single-season Touchdowns Responsible For

1. B.J. Symons (2003) 54 |- 2. Kliff Kingsbury (2002) 47 |- 3. Sonny Cumbie (2004) 34 |- 4. Cody Hodges (2005) 34 |- 5. Robert Hall (1993) 25 |- 6. Kliff Kingsbury (2001) 25 |- 7. Kliff Kingsbury (2000) 23 |- 8. Byron Morris (1993) 22 |- 9. Zebbie Lethridge (1995) 22 |- 10. Billy Joe Tolliver (1988) 21 |

Career Touchdowns Responsible For

1. Kliff Kingsbury (1999-02) 100 |- 2. Zebbie Lethridge (1994-97) 71 |- 3. Taurean Henderson (2002-05) 70 |- 4. B.J. Symons (2000-03) 61 |- 5. James Gray (1986-89) 52 |- 6. Billy Joe Tolliver (1985-88) 44 |- 7. Robert Hall (1990-93) 41 |- 8. Ricky Williams (1997-01) 39 |- 9. Byron Morris (1990-93) 37 |- 10. Cody Hodges (2002-05) 36 |

Year-by-Year Leaders

Year	Player	Plays	Pass	Rush	Total
2005	Cody Hodges, QB	640	4,238	191	4,429
2004	Sonny Cumbie, QB	694	4,742	-151	4,575
2003	B.J. Symons, QB	740	5,336	140	5,476
2002	Kliff Kingsbury, QB	814	5,017	-114	4,903
2001	Kliff Kingsbury, QB	595	3,502	-48	3,454
2000	Kliff Kingsbury, QB	663	3,481	19	3,437
1999	Rob Peters, QB	279	1,437	23	1,460
1998	Ricky Williams, RB	306	0	1,582	1,582
1997	Zebbie Lethridge, QB	368	1,622	133	1,755
1996	Byron Hanspard, QB	339	0	2,084	2,084
1995	Zebbie Lethridge, QB	403	1,885	137	2,022
1994	Zebbie Lethridge, QB	371	1,596	289	1,885
1993	Robert Hall, QB	442	2,894	145	3,039
1992	Robert Hall, QB	300	1,645	107	1,752
1991	Robert Hall, QB	311	1,788	278	2,066
1990	Robert Hall, QB	288	1,581	51	1,632
1989	James Gray, RB	263	0	1,509	1,509
1988	Billy Joe Tolliver, QB	409	2,869	-182	2,687
1987	Billy Joe Tolliver, QB	216	1,422	-69	1,353
1986	Billy Joe Tolliver, QB	366	1,602	-33	1,569
1985	Billy Joe Tolliver, QB	159	863	3	866
1984	Timmy Smith, RB	165	32	711	743
1983	Jim Hart, QB	319	1,216	208	1,424
1982	Jim Hart, QB	363	1,081	215	1,296
1981	Ron Reeves, QB	357	1,376	-45	1,331
1980	Ron Reeves, QB	395	1,461	127	1,588
1979	Ron Reeves, QB	250	565	353	1,019
1978	Ron Reeves, QB	331	1,195	411	1,606
1977	Rodney Allison, QB	160	589	153	742
1976	Rodney Allison, QB	279	1,458	523	1,981
1975	Tommy Duniven, QB	199	1,038	266	1,304
1974	Larry Isaac, RB	155	0	671	671
1973	Joe Barnes, QB	270	978	568	1,546
1972	Joe Barnes, QB	316	1,142	510	1,652
1971	Doug McCutchen, RB	131	0	548	548
1970	Charles Napper, QB	227	0	1,068	1,068
1969	Charles Napper, QB	214	901	27	928
1968	Joe Matulich, QB	246	864	186	1,050
1967	John Scovell, QB	195	470	438	908
1966	John Scovell, QB	344	1,323	280	1,603
1965	Tom Wilson, QB	328	2,119	-69	2,050
1964	Donny Anderson, RB	214	0	966	966
1963	Donny Anderson, RB	147	0	609	609
1962	Kenneth Gill, RB	61	0	379	379
1961	Johnny Lovelace, QB	158	359	282	641
1960	Glen Amerson, QB	139	464	123	587
1959	Glen Amerson, QB	122	458	154	612
1958	Ronnie Rice, RB	77	66	263	329
1957	Jerry Bell, QB	127	489	175	664
1956	Don Williams, QB	128	191	201	392
1955	Don Schmidt, RB	105	0	508	508
1954	Jerry Johnson, QB	136	569	312	881
1953	Bobby Cavazos, RB	100	32	757	789
1952	Jerry Johnson, QB	232	702	325	1,027



Records

Scoring

Points

Game: 30, Billy Taylor vs. TCU (1977); James Gray vs. Rice (1989); Byron Hanspard vs. SMU (1995)
Season: 134, Byron Morris (1993); 22TD, 1 conversion
Career: 414, Taurean Henderson (2002-05) – 69 TD

Points By Class

Freshman Season: 90, Keith Toogood (2003); 8 FG, 66 PAT
Sophomore Season: 108, Byron Hanspard (1995)
Junior Season: 108, Taurean Henderson (2004)
Senior Season: 134, Byron Morris (1993)

Points Per Game

Season: 12.2, Byron Morris (1993)
Career: 8.1, Taurean Henderson (2002-05), 414 points, 51 games

Touchdowns

Game: 5, Billy Taylor vs. TCU (1977); James Gray vs. Rice (1989); Byron Hanspard vs. SMU (1995); Taurean Henderson vs. Kansas State (2005)
Season: 22, Byron Morris (1993)
Career: 69, Taurean Henderson (2002-05)

Points By Kicking

Game: 15 vs. Cal State-Fullerton (1991); 4 FG, 3 PAT
Season: 99, Alex Trlica (2005); 13 FG, 60 PAT
Career: 220, Lin Elliott (1988-91); 40 FG, 100 PAT

Conversions Made

Season: 66, Keith Toogood (2003)
Career: 115, Alex Trlica (2004-)

Conversions Attempted

Season: 70, Keith Toogood (2003)
Career: 115, Alex Trlica (2004-)

Field Goals Made

Game: 4, nine times; latest, Chris Birkholz vs. Texas (1998)
Season: 17, Bill Adams (1979); Ricky Gann (1984); Lin Elliott (1991)
Career: 43, Bill Adams (1977-79)

Field Goals Attempted

Season: 26, Ricky Gann (1984); Lin Elliott (1991)
Career: 66, Bill Adams (1977-79)

Field Goal Percentage

Season: .824, Lin Elliott (1990); 14-of-17
Career: .724, Robert Treece (2001-02); 21-of-29

Miscellaneous

Most PAT Kicks, No Misses (Season): 60, Alex Trlica (2005)
Consecutive Conversions Made (Career): 115, Alex Trlica (2004-)

Conversion Percentage (Career): 99.0, Lin Elliott (1988-91); 100-of-101
Perfect PAT Seasons: 1972, Don Grimes (34-of-34); 1978, Bill Adams (26-of-26); 1990, Lin Elliott (32-of-32); 1995, Tony Rogers (37-of-37); 2001, Robert Treece (49-of-49); 2002, Robert Treece (54-of-54); 2004, Alex Trlica (55-of-55); 2005, Alex Trlica (60-of-60)

Longest Field Goal Made (Game): 57, Bill Adams vs. Texas A&M (1977)

Consecutive Field Goals Made (Career): 10, Bill Adams (1979); 10, Scott Segrist (1988)

Longest Touchdown Runs

1. Donny Anderson vs. TCU (1964) 90
2. Lonnie Graham vs. West Texas State (1955) 89
3. Percy Walker vs. TCU (1926) 88
Glen Lewis vs. Texas Western (1948) 88
Bobby Cavazos vs. Baylor (1951) 88
6. Ansel Cole vs. Tulsa (1983) 87
7. Byron Hanspard vs. Oklahoma State (1996) 72
8. Robert Hall vs. Rice (1991) 70
9. Taurean Henderson at Kansas (2004) 70
10. Byron Hanspard vs. Southwestern Louisiana (1996) 65

Longest Touchdown Receptions

1. Rodney Blackshear vs. Houston (1991) 95
2. Cal Stevenson vs. Texas A&M (1948) 90
3. Brian Nelson vs. TCU (1976) 88
4. Donnie Hart vs. Texas (1996) 86
5. James Gray vs. Arizona (1988) 85
Rodney Blackshear vs. Arkansas (1990) 85
7. John Roberts vs. Arkansas (1957) 84
8. Don Schmidt vs. Houston (1954) 80
Mickie Barron vs. Baylor (1958) 80
Rodney Blackshear vs. Houston (1991) 80
Jarrett Fields vs. Nebraska (2004) 80

Longest Field Goals

1. Bill Adams vs. Texas A&M (1977) 57
2. Kenny Vinyard vs. TCU (1966) 55
David Mellot vs. New Mexico (1975) 55
Ricky Gann vs. Houston (1984) 55
Jaret Greaser vs. Texas (1996) 55
6. Kenny Vinyard vs. Texas (1967) 54
7. Bill Adams vs. SMU (1978) 53
Jaret Greaser vs. Kansas State (1996) 53
Tony Rogers vs. Kansas State (1996) 53
Chris Birkholz vs. Texas (1998) 53
Bowl Game Clinton Greathouse vs. Iowa (2001 Alamo Bowl) 50

Single-season Scoring Leaders

1. Byron Morris (1993); 22 TD, 1 conversion 134
2. Taurean Henderson (2005); 22 TD 132
3. James Gray (1989); 20 TD 120
4. Byron Hanspard (1995); 18 TD 108
Ricky Williams (2001); 18 TD 108
Taurean Henderson (2004); 18 TD 108
7. Donny Anderson (1965); 17 TD 102
8. Alex Trlica (2005); 13 FG, 60 PAT 99
9. Taurean Henderson (2003); 16 TD 96
10. Robert Treece (2002); 13 FG, 54 PAT 93

Career Scoring Leaders

1. Taurean Henderson (2002-05); 69 TD 414
2. James Gray (1986-89); 52 TD 312
3. Ricky Williams (1997-01); 42 TD 252
4. Byron Hanspard (1994-96); 38 TD 228
5. Byron Morris (1991-93); 37 TD, 2 conversions 226
6. Lin Elliott (1988-91); 40 FG, 100 PAT 220
7. Scott Segrist (1985-88); 41 FG, 92 PAT 215
8. Jon Davis (1991-94); 35 FG, 103 PAT 208
9. Bill Adams (1977-79); 43 FG, 66 PAT 195
10. Bobby Cavazos (1951-53); 32 TD, 2 PAT 194

Single-season Touchdown Leaders

1. Byron Morris (1993) 22
Taurean Henderson (2005) 22
3. James Gray (1989) 20
4. Byron Hanspard (1995) 18
Ricky Williams (2001) 18
Taurean Henderson (2004) 18
7. Donny Anderson (1965) 17
8. Taurean Henderson (2003) 16
9. James Gray (1988) 15
10. Six tied 13

Career Touchdown Leaders

1. Taurean Henderson (2002-05) 69
2. James Gray (1986-89) 52
3. Ricky Williams (1997-01) 42
4. Byron Hanspard (1994-96) 38
5. Byron Morris (1991-93) 37
6. Bobby Cavazos (1951-53) 32
7. Larry Isaac (1973-76) 31
Wes Welker (2000-03) 31
9. Billy Taylor (1974-77) 29
Zebbie Lethridge (1994-97) 29



Scoring

Single-season Field Goal Leaders

1. Bill Adams (1979)	17
Ricky Gann (1984)	17
Lin Elliott (1991)	17
4. Bill Adams (1978)	16
Chris Birkholz (1998)	16
6. Brian Hall (1976)	15
Scott Segrist (1988)	15
8. Lin Elliott (1990)	14
9. Eight tied; latest, Alex Trlica (2005)	13

Career Field Goal Leaders

1. Bill Adams (1977-79)	43
2. Ricky Gann (1981-84)	41
Scott Segrist (1985-88)	41
4. Lin Elliott (1988-91)	40
5. Jon Davis (1991-94)	35
Chris Birkholz (1998-00)	35
7. Don Grimes (1971-73)	29
8. Brian Hall (1974-77)	28
9. Tony Rogers (1994-97)	25
Robert Treece (2001-02)	25

Single-season Pat Leaders

1. Keith Toogood (2003)	66
2. Alex Trlica (2005)	60
3. Alex Trlica (2004)	55
4. Robert Treece (2002)	54
5. Jon Davis (1993)	45
6. Robert Treece (2001)	43
7. Tony Rogers (1995)	37
8. Chris Birkholz (2000)	35
9. Don Grimes (1972)	34
Scott Segrist (1987)	34
Lin Elliott (1989)	34
Lin Elliott (1991)	34

Career Pat Leaders

1. Alex Trlica (2004-.)	115
2. Jon Davis (1991-94)	103
3. Lin Elliott (1988-91)	100
4. Robert Treece (2001-02)	97
5. Scott Segrist (1985-88)	92
6. Chris Birkholz (1998-00)	88
7. Brian Hall (1974-76)	79
8. Don Grimes (1971-73)	78
9. Jack Kirkpatrick (1952-55)	74
10. Kenny Vinyard (1966-68)	67



Alex Trlica

Year-by-year Leaders

Year	Player	TDs	Xpt	FG	Cv	Pts
2005	Taurean Henderson, RB	22	0	0	0	132
2004	Taurean Henderson, RB	18	0	0	0	108
2003	Taurean Henderson, RB	16	0	0	0	96
2002	Robert Treece, K	0	54	13	0	93
2001	Ricky Williams, RB	18	0	0	0	108
2000	Chris Birkholz, K	0	35	12	0	71
1999	Chris Birkholz, K	0	30	7	0	51
1998	Ricky Williams, RB	13	0	0	0	78
1997	Zebbie Lethridge, QB	7	0	0	1	44
1996	Byron Hanspard, RB	14	0	0	0	84
1995	Byron Hanspard, RB	18	0	0	0	108
1994	Jon Davis, K	0	28	9	0	55
1993	Byron Morris, RB	22	0	0	1	134
1992	Lloyd Hill, WR	12	0	0	0	72
1991	Lin Elliott, K	0	34	17	0	85
1990	Lin Elliott, K	0	32	14	0	74
1989	James Gray, RB	20	0	0	0	120
1988	James Gray, RB	15	0	0	0	90
1987	James Gray, RB	13	0	0	0	78
1986	Scott Segrist, K	0	25	13	0	64
1985	Marc Mallery, K	0	25	6	0	43
1984	Ricky Gann, K	0	17	17	0	68
1983	Ricky Gann, K	0	15	11	0	48
1982	Ricky Gann, K	0	14	13	0	53
1981	Anthony Hutchison, RB	6	0	0	0	36
1980	Wes Hightower, RB	6	0	0	0	36
1979	Bill Adams, K	0	10	17	0	61
1978	Bill Adams, K	0	26	16	0	74
1977	Billy Taylor, WR	13	0	0	0	78
1976	Brian Hall, K	0	33	15	0	78
1975	Brian Hall, K	0	24	8	0	48
1974	Larry Isaac, RB	8	0	0	0	48
1973	Larry Isaac, RB	10	0	0	0	60
1972	N/A					
1971	N/A					
1970	N/A					
1969	N/A					
1968	Roger Freeman, RB	12	0	0	0	72
1967	Mike Leinert, RB	9	0	0	0	54
1966	John Scovell, QB	6	0	0	1	38
1965	Donny Anderson, RB	17	0	0	0	102
1964	Donny Anderson, RB	7	0	0	0	42
1963	H.L. Daniels, K	0	15	8	0	39
1962	Coolidge Hunt, RB	4	0	0	0	24
1961	H.L. Daniels, K	0	11	5	0	26
1960	Glen Amerson, QB	3	11	1	0	32
1959	Ken Talkington, QB	6	0	3	0	45
1958	Jerry Bell, QB	3	2	1	0	23
1957	Jerry Bell, QB	4	7	0	0	31
1956	Don Williams, QB	3	10	0	0	28
1955	Don Schmidt, RB	7	0	0	0	42
1954	Ronnie Herr, RB	8	0	0	0	48
1953	Bobby Cavazos, RB	13	2	0	0	80
1952	Bobby Cavazos, RB	10	0	0	0	60

Punt Return

Returns

Game: 8, Wes Welker vs. New Mexico (2001)

Season: 57, Wes Welker (2002)

Career: 152, Wes Welker (2000-03)

Yards

Game: 145, Leonard Harris vs. TCU (1983)

Season: 752, Wes Welker (2002)

Career: 1,761, Wes Welker (2000-03)

Yards By Class

Freshman Game: 106, Tracy Saul vs. Texas (1989)

Freshman Season: 419, Tyrone Thurman (1985)

Sophomore Game: 102, Tyrone Thurman vs. Texas (1986)

Sophomore Season: 444, Tyrone Thurman (1986)

Junior Game: 166, Wes Welker vs. Texas A&M (2002)

Junior Season: 752, Wes Welker (2002)

Senior Game: 145, Leonard Harris vs. TCU (1983)

Senior Season: 385, Wes Welker (2003)

Yards Per Return

Game: 47.0, Larry Alford vs. Texas (1968); 3-141 yards

Season: 13.5, Tyrone Thurman (1985), 33 for 444 yards

Career: 12.0, Marc Dove (1969-71), 48 for 576 yards

Touchdowns

Game: 1, several times; most recently; Brandon

Douglas vs. Indiana State (2005) – on a blocked punt

Season: 3, Wes Welker (2002)

Career: 8, Wes Welker (2000-03)

Miscellaneous

Longest Texas Tech Punt Return: 96, Tyrone Thurman vs. Texas (1986)

Longest Punt Returns

1. Tyrone Thurman vs. Texas (1986)	96
2. Estil Carnes vs. New Mexico Normal (1931)	90
Danny Amendola at Kansas State (2004)	90
4. Wes Welker at Texas A&M (2002)	88
5. Wes Welker vs. Nebraska (2001)	85
6. Larry Alford vs. Texas (1968)	84
Leonard Harris vs. TCU (1983)	84
8. Elmer Wilson vs. West Texas State (1951)	80
John Norman vs. Baylor (1999)	80
10. Tracy Saul vs. SMU (1990)	79

Single-season Yardage Leaders

1. Wes Welker (2002); 57 returns	752
2. Tyrone Thurman (1986); 33 returns	444
3. Larry Alford (1968); 38 returns	430
4. Tyrone Thurman (1985); 31 returns	419
5. Wes Welker (2003); 33 returns	385
6. Marc Dove (1971); 33 returns	374
7. Danny Amendola (2004); 29 returns	371
8. Leonard Harris (1982); 33 returns	365
9. Wes Welker (2000); 28 returns	353
10. Leonard Harris (1983); 26 returns	346

Career Yardage Leaders

1. Wes Welker (2000-03)	1,761
2. Tyrone Thurman (1985-88)	1,466
3. Tracy Saul (1989-92)	902
4. Dane Johnson (1994-97)	876
5. Leonard Harris (1981-83)	759
6. Larry Alford (1967-68)	750
7. Danny Amendola (2004-)	612
8. Marc Dove (1969-71)	576
9. John Norman (1997-00)	513
10. Bake Turner (1959-61)	435

Single-season Return Leaders

1. Wes Welker (2002)	57
2. Larry Alford (1968)	38
3. Tyrone Thurman (1987)	35
4. Marc Dove (1971)	33
Leonard Harris (1982)	33
Tyrone Thurman (1986)	33
Wes Welker (2003)	33
8. Larry Alford (1967)	32
Danny Amendola (2005)	32
10. Mike Patterson (1977)	31
Tyrone Thurman (1985)	31

Career Return Leaders

1. Wes Welker (2000-03)	152
2. Tyrone Thurman (1985-88)	126
3. Tracy Saul (1989-92)	90
4. Dane Johnson (1994-97)	76
5. Larry Alford (1967-68)	70
6. Leonard Harris (1981-83)	68
7. Danny Amendola (2004-)	61
8. Mike Patterson (1976-77)	55
9. John Norman (1997-99)	50
10. Marc Dove (1969-71)	48

Year-by-Year Leaders

Year	Player	No.	Yds	Avg.	TD
2005	Danny Amendola	32	313	9.8	0
2004	Danny Amendola	29	371	12.8	1
2003	Wes Welker	33	385	11.7	2
2002	Wes Welker	57	752	13.2	3
2001	Wes Welker	34	271	8.0	1
2000	Wes Welker	28	353	12.6	2
1999	John Norman	29	342	11.8	1
1998	John Norman	21	171	8.1	0
1997	Dane Johnson	24	278	11.6	2
1996	Clint Robertson	10	87	8.7	0
1995	Dane Johnson	15	214	14.3	1
1994	Dane Johnson	27	313	11.6	1
1993	Matt Dubuc	30	171	5.7	0
1992	Tracy Saul	16	132	8.3	0

1991	Tracy Saul	16	200	12.5	0
1990	Tracy Saul	24	270	11.3	1
1989	Tracy Saul	30	300	10.0	0
1988	Tyrone Thurman	27	280	10.4	1
1987	Tyrone Thurman	35	323	9.2	1
1986	Tyrone Thurman	33	444	13.5	2
1985	Tyrone Thurman	31	419	13.5	0
1984	Bruce Perkins	18	116	6.4	0
1983	Leonard Harris	26	346	13.3	0
1982	Leonard Harris	33	365	11.1	0
1981	Leonard Harris	9	48	5.3	0
1980	Ted Watts	12	79	6.6	0
1979	Ted Watts	21	217	10.3	0
1978	Randy Page	10	42	4.2	0
1977	Mike Patterson	31	224	7.2	0
1976	Mike Patterson	24	179	7.5	0
1975	Brian Nelson	14	104	7.5	0
1974	Selso Ramirez	18	128	7.1	0
1973	Lawrence Williams	8	35	4.4	0
1972	Lawrence Williams	15	128	8.5	0
1971	Marc Dove	33	374	11.3	0
1970	Marc Dove	14	173	12.4	0
1969	Ken Perkins	20	212	10.6	0
1968	Larry Alford	38	430	11.3	1
1967	Larry Alford	32	320	10.0	0
1966	Guy Griffis	11	76	6.9	0
1965	Guy Griffis	15	162	10.8	0
1964	Teddy Roberts	22	187	8.5	1
1963	Teddy Roberts	9	94	10.4	0
1962	Bill Worley	12	174	14.5	0
1961	Bill Worley	9	99	11.0	0
1960	Bake Turner	25	221	8.8	0
1959	Bake Turner	14	156	11.1	1
1958	Floyd Dellinger	9	50	5.6	0
1957	Floyd Dellinger	16	161	10.6	0
1956	Don Williams	12	151	12.6	1
1955	Jack Kirkpatrick	7	84	12.0	0
1954	Jerry Johnson	8	126	15.7	1
1953	Jack Kirkpatrick	14	144	10.2	0
1952	Don Lewis	22	182	8.3	0



Danny Amendola



Records

Kickoff Return

Returns

Game: 6, Ivory McCann vs. Texas (2001)
 Season: 27, Ivory McCann (2002)
 Career: 56, Donny Anderson (1963-65)

Yards

Game: 169, Donny Anderson vs. Oklahoma St. (1965)
 Season: 621, Rodney Blackshear (1990); 24 returns
 Career: 1,309, Donny Anderson (1963-65); 56 returns

Yards By Class

Freshman Game: 131, Ivory McCann vs. New Mexico (2001)
 Freshman Season: 606, Ivory McCann (2001)
 Sophomore Game: 98, Ivory McCann vs. Ohio Statet. (2002)
 Sophomore Season: 495, Ivory McCann (2002)
 Junior Game: 132, Rodney Blackshear vs. Texas A&M (1990)
 Junior Season: 621, Rodney Blackshear (1990)
 Senior Game: 169, Donny Anderson vs. Oklahoma State. (1965)
 Senior Season: 541, Donny Anderson (1965)

Yards Per Return

Game: 60.0, Johnnie Mack vs. SMU (2003); 2-120 yards
 Season: 30.8, Lawrence Williams (1972); 16-493 yards
 Career: 30.3, Ronnie Rice (1957-59); 19-577 yards

Touchdowns

Game: 1, several times; most recently, Vincent Meeks at Oklahoma (2002); 98 yards
 Season: 2, Jack Kirkpatrick (1953)
 Career: 2, Jack Kirkpatrick (1952-55)

Miscellaneous

Longest Texas Tech Kickoff Return: 100, Ivory McCann vs. New Mexico (2001), Keith Henderson vs. Houston (1984), Donny Anderson vs. Oklahoma State (1965), Jack Kirkpatrick vs. Tulsa (1953), Jack Kirkpatrick vs. West Texas State (1953)

Longest Kickoff Returns

1. Ivory McCann vs. New Mexico (2001)100
- Keith Henderson vs. Houston (1984)100
- Donny Anderson vs. Oklahoma St. (1965)100
- Jack Kirkpatrick vs. Tulsa (1953)100
- Jack Kirkpatrick vs. West Texas State (1953)100
6. Vincent Meeks at Oklahoma (2002)98
7. Frank Graves vs. New Mexico (1951)97
8. Herman Bailey vs. Hardin-Simmons (1949) . .95
- Lawrence Williams vs. New Mexico (1973) . .95
- Dane Johnson vs. Texas (1997)95

Single-season Yardage Leaders

1. Rodney Blackshear (1990); 24 returns . . . 621
2. Ivory McCann (2001); 22 returns606
3. Johnnie Mack (2003); 22 returns546
4. Donny Anderson (1965); 22 returns541
5. Tyrone Thurman (1988); 23 returns535
6. Ivory McCann (2002); 27 returns495
7. Lawrence Williams (1972); 16 returns493
8. Lawrence Williams (1973); 19 returns491
9. Donny Anderson (1963); 18 returns448
- Dudley McAfee (1989); 20 returns448

Career Yardage Leaders

1. Donny Anderson (1963-65); 56 returns . . 1,309
2. Lawrence Williams (1972-74); 47 returns . 1,268
3. Ivory McCann (2001-02); 49 returns . . . 1,101
4. Wayne Walker (1985-88); 51 returns959
5. Johnnie Mack (2003-04); 43 returns955
6. Rodney Blackshear (1987-91); 37 returns . .899
7. Mike Leinert (1965-67); 40 returns824
8. John Norman (1997-00); 37 returns790
9. Leonard Harris (1981-83); 34 returns774
10. Tyrone Thurman (1985-88); 37 returns . . .743

Single-season Return Leaders

1. Ivory McCann (2002)27
2. Rodney Blackshear (1990)24
3. Tyrone Thurman (1988)23
4. Donny Anderson (1965)22

- Ivory McCann (2001)22
- Johnnie Mack (2003)22
7. Wayne Walker (1986)21
- Johnnie Mack (2004)21
9. Dudley McAfee (1989)20
10. Lane Wade (1968)19
- Lawrence Williams (1973)19
- Leonard Harris (1983)19
- John Norman (1999)19

Career Return Leaders

1. Donny Anderson (1963-65)56
2. Wayne Walker (1985-88)51
3. Ivory McCann (2001-02)49
4. Lawrence Williams (1972-74)47
5. Johnnie Mack (2003-04)43
6. Mike Leinert (1965-67)40
7. Tyrone Thurman (1985-88)37
- Rodney Blackshear (1987-91)37
- John Norman (1997-00)37
10. Leonard Harris (1981-83)34

Year-by-Year Leaders

Year	Player	No.	Yds	Avg.	TD
2005	Shannon Woods	11	228	20.7	0
2004	Johnnie Mack	21	409	19.5	0
2003	Johnnie Mack	22	546	24.8	0
2002	Ivory McCann	27	495	18.3	0
2001	Ivory McCann	22	606	27.5	1
2000	Wes Welker	17	306	18.0	0
1999	John Norman	19	329	17.3	0
1998	John Norman	15	396	26.4	0
1997	Ricky Williams	11	212	19.3	0
1996	Clint Robertson	9	222	24.7	0
1995	Dane Johnson	10	227	22.7	0
1994	Stacy Mitchell	5	120	24.0	0
1993	Matt Dubuc	12	217	18.1	0
1992	Tracy Saul	10	242	24.2	0
1991	Tracy Saul	9	242	26.9	0
1990	Rodney Blackshear	24	621	25.9	1
1989	Dudley McAfee	20	448	22.4	0
1988	Tyrone Thurman	23	535	23.3	0
1987	Wayne Walker	15	246	16.4	0
1986	Wayne Walker	21	343	16.3	0
1985	Wayne Walker	12	328	17.3	0
1984	Keith Henderson	13	376	28.9	1
1983	Leonard Harris	19	356	18.7	0
1982	Gerald Bean	15	278	18.5	0
1981	Leonard Harris	7	183	26.1	0
1980	Renie Baker	9	164	18.2	0
1979	Jim Hart	12	233	19.4	0
1978	Randy Page	18	284	15.8	0
1977	Brian Nelson	12	269	22.4	0
1976	Brian Nelson	9	150	16.7	0
1975	Billy Taylor	16	273	17.1	0
1974	Lawrence Williams	12	284	23.7	0
1973	Lawrence Williams	19	491	25.8	1
1972	Lawrence Williams	16	493	30.8	0
1971	Doug McCutchen	6	122	20.3	0
1970	Danny Hardaway	15	288	19.2	0
1969	John Kleinert	18	349	19.4	0
1968	Lane Wade	19	392	20.6	0
1967	Mike Leinert	18	404	22.4	0
1966	Mike Leinert	18	366	20.3	0
1965	Donny Anderson	22	541	24.6	1
1964	Donny Anderson	16	320	16.0	0
1963	Donny Anderson	17	448	26.4	0
1962	Bill Worley	8	182	22.8	0
1961	Bill Worley	11	221	20.1	0
1960	Dean Byrum	11	198	18.0	0
1959	Mickey Barron	10	223	22.3	0
1958	Ronnie Rice	9	235	26.1	0
1957	Floyd Dellinger	8	177	22.1	0
1956	Don Williams	9	174	19.3	0
1955	Don Schmidt	6	137	22.8	0
1954	Jerry Johnson	4	92	23.0	0
1953	Jack Kirkpatrick	5	255	55.1	2
1952	Don Lewis	14	348	24.9	0



Johnnie Mack



Defense

Tackles

Game: 30, Donald Harris vs. Arizona (1988)
 Season: 193, Lawrence Flugence (2002)
 Career: 500, Lawrence Flugence (1999-02)

Tackles For Loss

Season: 24.5, Adell Duckett (2003)
 Career: 53, Montae Reagor (1995-98)

Tackles For Loss Yards

Season: 123, Adell Duckett (2003)
 Career: 205, Montae Reagor (1995-98)

Sacks

Season: 14.0, Adell Duckett (2003)
 Career: 34.0, Aaron Hunt (1999-02)

Sack Yards

Season: 93, Adell Duckett (2003)
 Career: 170, Aaron Hunt (1999-02)

Fumble Recoveries

Game: 1, several times
 Season: 4, Zach Thomas (1995), Paul McClendon (2001)
 Career: 7, Zach Thomas (1992-95)

Fumble Returns For Touchdowns

Game: 1, several times; most recently, Chris Hudler at Oklahoma State (2005)
 Season: 3, Paul McClendon (2001)
 Career: 3, Paul McClendon (1998-2001)

Interceptions

Game: 2, several times; most recently, Ryan Aycock vs. New Mexico (2003)
 Season: 11, Elmer Tarbox (1938)
 Career: 25, Tracy Saul (1989-91)

Interception Returns For Touchdowns

Game: 1, several times; most recently, Adell Duckett vs. SMU (2003)
 Season: 2, Marcus Coleman (1994)
 Career: 4, Marcus Coleman (1992-95)

Miscellaneous

Longest Fumble Return: 92, Marcus Coleman vs. New Mexico (1995)
 Longest Interception Return: 98, Dave Parks vs. Colorado (1962)
 Most Passes Broken Up (Season): 24, Joselio Hanson (2002)
 Most Blocked Kicks (Season): 3, Marcus Coleman (1992)

Single-season Tackle Leaders

1. Lawrence Flugence (2002)	193
2. Brad Hastings (1985)	171
3. Lawrence Flugence (2000)	156
4. Michael Johnson (1987)	154
5. Brad Hastings (1986)	153
Kevin Curtis (1999)	153
7. Ryan Aycock (2002)	151
8. Lawrence Flugence (2001)	145
9. Brad Hastings (1984)	141
Donald Harris (1988)	141
James Mosley (1988)	141

Single-season Tackles By Position

End – Aaron Hunt (2002)	108
Tackle – Gabe Rivera (1982)	105
Linebacker – Lawrence Flugence (2002)	193
Cornerback – Leonard Jones (1985)	91
Safety – Kevin Curtis (1999)	153

Career Tackle Leaders

1. Lawrence Flugence (1999-02)	500
2. Brad Hastings (1983-86)	480
3. Kevin Curtis (1998-01)	422
4. Michael Johnson (1984-87)	393
5. Zach Thomas (1992-95)	390
6. Matt Wingo (1988-91)	385
7. Shawn Banks (1992-95)	365
8. Ryan Aycock (2000-)	338
9. Charles Rowe (1986-89)	329
10. Tracy Saul (1989-92)	327

Single-season Sack Leaders

1. Adell Duckett (2003)	14.0
2. Aaron Hunt (2001)	12.0
3. Shawn Jackson (1992)	11.0
4. Calvin Riggs (1986)	10.5
Montae Reagor (1997)	10.5
6. Fred Petty (1991)	9.0
Aaron Hunt (2002)	9.0
8. Aaron Hunt (2000)	8.0
9. Calvin Riggs (1984)	7.5
James Mosley (1987)	7.5

Career Sack Leaders


1. Aaron Hunt (1999-02)	34.0
2. Adell Duckett (2001-04)	28.0
3. Montae Reagor (1995-98)	25.5
4. Calvin Riggs (1983-86)	18.5
5. James Mosley (1985-88)	17.0
Shawn Jackson (1991-93)	17.0
7. Gabriel Rivera (1979-82)	14.0
8. Ronald Byers (1981-84)	13.5
Tim Crawford (1982-85)	13.5
Desmond Royal (1985-88)	13.5
Keyunta Dawson (2003-)	13.5

Single-season Interception Leaders

1. Elmer Tarbox (1938)	11
2. John Thompson (1951)	8
Tracy Saul (1989)	8
Tracy Saul (1991)	8
5. Teddy Roberts (1964)	7
6. Elmer Tarbox (1937)	6
Tate Randle (1979)	6
Boyd Cowan (1987)	6
Bart Thomas (1994)	6
Ryan Aycock (2003)	6

Career Interception Leaders

1. Tracy Saul (1989-91)	25
2. Elmer Tarbox (1936-38)	17
3. John Thompson (1951-53)	14
Tate Randle (1978-81)	14
5. Boyd Cowan (1985-88)	12
Vincent Meeks (2002-05)	12
7. Ryan Aycock (2000-)	11
8. Kevin Curtis (1998-01)	10
9. Four tied	9



Adell Duckett



Team Records



Scoring

Points

Game: 120, Wayland (1925)
 Game since 1950: 80 vs. Sam Houston State (2005)
 Most First-Half Points: 49 vs. Baylor (2001); vs. Sam Houston (2005); vs. Indiana State (2005)
 Most Second-Half Points: 49 vs. Nebraska (2004)
 Most First-Quarter Points: 28 vs. Sam Houston State (2005)
 Most Second-Quarter Points: 35 vs. SMU (1990); vs. Indiana State (2005)
 Most Third-Quarter Points: 28 vs. TCU (2004); vs. Kansas State (2005)
 Most Fourth-Quarter Points: 28 vs. N.C. State (2002); at Oklahoma State (2003); vs. Nebraska (2004)
 Season – High: 552 (2003)
 Season – Low: 245 (1997)

Points Per Game

Season – High: 42.5 (2003); 552 points in 13 games
 Season – Low: 22.3 (1997); 245 points in 11 games

Touchdowns

Game: 12 vs. Wayland (1925)
 Game since 1950: 11 vs. Sam Houston State (2005)
 Season – High: 76 (2003)
 Season – Low: 29 (1998)

Pats Made

Game: 11 vs. Sam Houston State (2005)
 Season – High: 66 (2003)
 Season – Low: 26 (1997)

Field Goals Made

Game: 4, nine times; most recently vs. Texas (1998)
 Season – High: 19 (1998)
 Season – Low: 7 (1999); 7 (2004)

Field Goals Attempted

Season – High: 28 (1998); 19-of-28
 Season – Low: 13 (1999); 7-of-13

Field Goal Percentage

Season: 82.4 (1990); 14-of-17

Miscellaneous

Most Two-Point PATs Made: 5 (1994); 5-of-8 / 5 (2002); 5-of-7
 Most Two-Point PAT Attempts: 8 (1990); 4-of-8 / (1994); 5-of-8
 Largest Comeback for a Win: 25 at Kansas (2004); erased 30-5 deficit with 26 unanswered points beginning with TD at end of first half
 Largest Deficit Erased (Win or Loss): 28 vs. North Carolina State (2002); scored four touchdowns in fourth quarter to force overtime
 Quickest Score into a Game: :17 vs. North Texas (1988); Tolliver 73-yard pass to Walker
 Most Safeties: 3 (1992)

Top 10 Scoring Games

1. vs. Wayland (1925)	120
2. vs. Sam Houston State (2005)	80
3. vs. Trinity (1932)	79
4. vs. New Mexico A&M (1953)	71
5. vs. TCU (2004)	70
vs. Nebraska (2004)	70
7. vs. Austin College (1932)	64
8. vs. UC-Santa Barbara (1970)	63
vs. TCU (1985)	63
vs. Arkansas State (1995)	63
at Baylor (2001)	63
vs. Indiana State (2005)	63

Rushing

Rushes

Game – High: 73 vs. Arizona (1989)
 Game – Low: 11 vs. Texas (2001)

YARDS

Game – High: 620 vs. Trinity (1939)
 Game – Low: -17 vs. Texas (2004)
 Season – High: 3,342 (1932)
 Season High Since 1950: 2,505 (1989)
 Season – Low: 797 (2000)

Touchdowns

Game: 12 vs. Wayland (1925), vs. Trinity (1932)
 Game Since 1950: 5 vs. TCU (1977), vs. Rice (1989), vs. Sam Houston State (2005); vs. Texas A&M (2005)
 Season: 30 (1993)

Yards Per Rush

Season – High: 7.7 (1989); 581 rush for 2,505 yards
 Season – Low: 3.6 (2002); 358 rush for 1,300 yards

Passing

Attempts

Game – High: 78 vs. Iowa State (2003)
 Game – Low: 10 vs. Texas (1997)
 Season – High: 780 (2003)
 Season – Low: 270 (1999)

Completions

Game – High: 52 vs. Iowa State (2003)
 Game – Low: 3 vs. Texas (1997)
 Season – High: 515 (2002)
 Season – Low: 119 (1996)

Completion Percentage

Game – High (min. 20 att.): 85.7 vs. Stephen F. Austin (2001); 48-of-56
 Game – Low (min. 20 att.): 24.0 vs. Missouri (1995); 6-of-25
 Season – High: 68.6 (2001); 391-of-570
 Season – Low: 43.8 (1996)

Yards

Game – High: 669 vs. Kansas State (2005)
 Game – Low: 42 vs. Rice (1989)
 Season – High: 6,179 (2003)
 Season – Low: 1,723 (1996)

Yards Per Completion

Game – High: 28.7 vs. Oklahoma (1999); 9 completions for 259 yards
 Game – Low: 6.6 vs. Kansas State (1997)

Touchdowns

Game: 8 vs. Texas A&M (2003); at Baylor (2003)
 Season: 53 (2003)

Interceptions Thrown

Game: 5 vs. Rice (1990); vs. Colorado (2003)
 Season – High: 30 (1938)
 Season – Low: 6 (1996, 1997)

Top 10 Passing Games

1. vs. Kansas State (2005)	669
2. at Mississippi (2003)	661
3. vs. Sam Houston State (2005)	650
4. vs. Texas A&M (2003)	605
5. at N.C. State (2003)	586
6. at Baylor (2003)	580
7. at Oklahoma State (2003)	553
8. vs. Iowa State (2003)	535
9. vs. California (2004)	520
10. vs. Missouri (2002)	518
vs. Florida International (2005)	518

Total Offense

Plays

Game – High: 111 vs. Iowa State (2003)
 Game – Low: 46 vs. Nebraska (1997)
 Season – High: 1,155 (2002)
 Season – Low: 732 (1997)

Yards

Game – High: 1,271 vs. Wayland (1925)
 Game High Since 1950: 775 vs. Iowa State (2003)
 Game – Low: 93 vs. Miami (1990)
 Season – High: 7,576 (2003)
 Season – Low: 3,401 (1997)

Top 10 Total Offense Games (Since 1950)

1. vs. Iowa State (2003)	775
2. vs. Sam Houston State (2005)	770
3. at Baylor (2003)	716
4. at Mississippi (2003)	713
5. vs. TCU (1985)	699
6. vs. Kansas State (2005)	684
7. at N.C. State (2003)	681
8. vs. Texas A&M (2003)	669
9. at Oklahoma State (2003)	661
10. vs. Baylor (2002)	654



Taurean Henderson

Team Records

Penalties

Penalties

Game – High: 17 vs. Baylor (2000)
 Game – Low: 1 vs. Rice (1991), vs. Texas A&M (1992), vs. Arkansas (1988)
 Season – High: 113 (2000) / 113 (2005)
 Season – Low: 28 (1961)

Yards Penalized

Game – High: 149 vs. Arkansas State (1995)
 Game – Low: 5 vs. Texas A&M (1992), vs. Arkansas (1988)
 Season – High: 1,001 (2005)

First Downs

Game – High: 45 vs. Iowa State (2003)
 Game – Low: 6 vs. Kansas State (1997), vs. Nebraska (1997)
 Season – High: 418 (2003)
 Season – Low: 186 (1999)

Turnovers

Turnovers

Game: 8 vs. Rice (1990)
 Season – High: 38 (1990)
 Season – Low: 14 (1997)

Fumbles

Game: 8 vs. Texas A&M (1991)
 Season – High: 35 (1990)
 Season – Low: 15 (2001)

Fumbles Lost

Game: 5 vs. New Mexico (1994)
 Season – High: 21 (1990)
 Season – Low: 5 (2000, 2001)

Interceptions Thrown

Game: 5 vs. Rice (1990); vs. Colorado (2003); vs. Oklahoma (2003)
 Season – High: 23 (2003)
 Season – Low: 6 (1996, 1997)

Turnover Margin

Season – High: +12 (1991, 1993, 1997)
 Season – Low: -10 (2002)

Punting

Punts

Game: 39 vs. Centenary (1939)
 Game Since 1950: 14 vs. Kansas State (1996)
 Season – High: 78 (1981)
 Season – Low: 29 (2003)

Punting Average

Game – High: 57.0 vs. Baylor (2004); 3 punts for 171 yards
 Game – Low: 24.4 at Oklahoma (2002); 5 punts for 122 yards
 Season – High: 42.2 (2004)
 Season – Low: 36.5 (1990)

Punt Returns

Returns (Game): 22 vs. Centenary (1939)
 Returns (Game Since 1950): 13 vs. Iowa State (1967)
 Returns (Season): 59 (2002)
 Yards (Season): 766 (2002)
 Yards Per Return (Season): 12.9 (2002)
 Touchdowns (Season): 3 (2002)

Kick Returns

Most Kickoff Returns (Season): 51 (2002)
 Most Kickoff Return Yards (Season): 934 (1990)
 Highest Kickoff Return Average (Season): 23.9 (1998)
 Most Kickoff Return Touchdowns (Season): 2 (1953)

Rush Defense

Most Rushing Yards Allowed (Game):
 Fewest Rushing Yards Allowed (Game):
 –45 vs. Arizona (1933)
 Fewest Rushing Yards Allowed (Modern Era Game Since 1950): -13 vs. SMU (1992)
 Fewest Rushing Yards Allowed (Season): 871 (1932)

Pass Defense

Fewest Passing Yards Allowed (Game): 0 vs. Centenary (1939), vs. Texas A&M (1954), vs. Oklahoma State (1974), vs. Arkansas (1974)
 Fewest Passing Yards Allowed (Season): 1,623 (1994)

Total Defense

Fewest Yards Allowed (Game): 125 vs. TCU (1995)
 Fewest Yards Allowed (Season): 3,421 (1994)

Sacks

Most Sacks (Game): 8 vs. SMU (1993)
 Most Sacks (Season): 40 (2001)
 Most Yards Lost by Sacks (Game): 61 vs. SMU (1994)
 Most Yards Lost by Sacks (Season): 265 (1997)

Takeaways

Most Takeaways (Game): 7, Houston (1993); 7, Nebraska (2004)
 Most Takeaways (Season): 35 (1989)
 Most Opponent Fumbles (Game): 8, Baylor (1990)
 Most Opponent Fumbles (Season): 30 (1996)
 Most Opponent Fumbles Lost (Game): 4, Oklahoma State (1990), TCU (1993)
 Most Opponent Fumbles Lost (Season): 16 (1993), (1989)
 Most Interceptions (Game): 6 vs. New Mexico (1946), vs. Rice (1968), vs. Houston (1993)
 Most Interceptions (Season): 30 (1938)
 Most Interception Return Yards (Game): 160 vs. TCU (1990)
 Most Interception Return Yards (Season): 366 (1990)
 Most Interception Returns for Touchdowns (Game): 2 vs. Oklahoma State (2000)
 Most Interception Returns for Touchdowns (Season): 3 (1994, 2001)



Dwayne Slay



Miscellaneous Records

1952	Houston	L	7	20
1951	Arizona	W	41	0
1950	Tulsa	L	7	39
1949	Baylor	L	7	28
1948	Rice	L	7	14
1947	Hardin-Simmons	W	14	6
1946	Baylor	W	13	6
1945	TCU	W	12	0
1944	SMU	L	6	7
1943	N. Tex. Agr. (Marines)	L	14	34
1942	TCU	W	13	6
1941	Creighton	W	13	6
1940	Wake Forest	W	12	7
1939	Marquette	L	19	22
1938	Gonzaga	W	7	0
1937	Duquesne	W	13	0
1936	Centenary	W	12	6
1935	Arizona	L	6	7
1934	DePaul	W	48	19
1933	Hardin-Simmons	W	7	0
1932	Baylor	W	14	2
1931	New Mexico	W	32	6
1930	Hardin-Simmons	L	6	20

Longest Win Streak: 9 Games (1992-00)

Texas Tech on Television

The Texas Tech Red Raiders have made 152 television appearances since its first appearance at the Gator Bowl Jan. 1, 1954. The Red Raiders defeated Auburn 35-13 in the game, which was nationally televised on CBS. The most televised games for the Red Raiders was 10 during the 1996 season.

Date	Opponent	TV
2005	Alabama	FOX
2005	Oklahoma	FSN
2005	Texas A&M	FSN
2005	at Baylor	FSN
2005	at Texas	ABC
2005	Kansas State	ABC
2005	at Nebraska	TBS
2004	TCU	FSN
2004	at Kansas	FSN

2004	at Oklahoma	FSN
2004	Nebraska	TBS
2004	Texas	TBS
2004	at Kansas State	FSN
2004	at Texas A&M	ABC
2004	Oklahoma State	ABC
2004	California	ESPN
2003	at N.C. State	ESPN2
2003	Texas A&M	FSN
2003	at Oklahoma State	ABC
2003	at Missouri State	FSN
2003	Colorado	FSN
2003	at Texas	FSN
2003	Oklahoma	ABC
2003	Navy	ESPN
2002	at Ohio State	ABC
2002	Mississippi	ABC
2002	N.C. State	FSN
2002	at New Mexico	ESPN2
2002	at Iowa State	TBS
2002	at Colorado	FSN
2002	Texas	ABC
2002	at Oklahoma	TBS
2002	vs. Clemson	ESPN
2001	at Texas	FSN
2001	at Nebraska	FSN
2001	Texas A&M	FSN
2001	Oklahoma	ABC
2001	Iowa (Alamo)	ESPN
2000	New Mexico	FSN
2000	at Texas A&M	FSN
2000	Nebraska	FSN
2000	at Kansas State	FSN
2000	Texas	FSN
2000	at Oklahoma	ABC
2000	vs. East Carolina	ESPN2
1999	at Arizona State	FSN
1999	Texas A&M	FSN
1999	Colorado	ABC
1999	at Texas	FSN
1999	Oklahoma	FSN
1998	at Iowa State	FSN
1998	Oklahoma State	FSN
1998	at Colorado	FSN
1998	at Texas A&M	ABC
1998	at Texas	FSN
1998	Mississippi	ESPN
1997	at Tennessee	ESPN
1997	Kansas State	FSN
1997	at Texas	FSN
1996	at Kansas State	ABC
1996	Oklahoma St.	FSN
1996	at Georgia	ESPN2
1996	Baylor	PPV
1996	at Kansas	PPV
1996	Nebraska	ABC
1996	at Texas A&M	FSN
1996	Texas	FSN
1996	at Oklahoma	ABC
1996	Iowa	ESPN
1995	Southern Cal	NBC
1995	at Penn State	ABC
1995	at Baylor	ABC
1995	at Texas	ESPN
1995	TCU	Raycom
1995	Texas A&M	PPV
1995	at Houston	Raycom
1995	Air Force	ESPN
1994	Nebraska	ESPN
1994	at Rice	Raycom
1994	Texas	Raycom
1994	Houston	Raycom
1994	at TCU	ABC

1993	at Baylor	Raycom
1993	Texas A&M	ABC
1993	at Texas	Raycom
1993	TCU	Raycom
1993	Oklahoma	CBS
1992	Oklahoma	ESPN
1992	at Oregon	Raycom
1992	at Texas A&M	Raycom
1992	Texas	Raycom
1991	Texas A&M	Raycom
1991	at Texas	Raycom
1991	Arkansas	Raycom
1991	at Houston	Raycom
1990	at Ohio State	ABC
1990	Houston	ESPN
1990	Miami	Raycom
1990	Texas	Raycom
1989	New Mexico	Raycom
1989	at Baylor	Raycom
1989	Texas A&M	Raycom
1989	TCU	Raycom
1989	Duke	ESPN
1988	at Arkansas	Raycom
1988	at Rice	Raycom
1988	Texas	Raycom
1987	at Baylor	Raycom
1987	Texas A&M	Raycom
1987	TCU	Raycom
1986	Baylor	Raycom
1986	Texas	Raycom
1986	Mississippi	Mizlou
1985	at Baylor	Raycom
1985	Rice	Raycom
1985	at Texas	Raycom
1985	at SMU	Raycom
1984	at Texas A&M	Raycom
1984	at Rice	Raycom
1983	at Air Force	ABC
1983	at Baylor	ABC
1982	at Texas A&M	CBS
1980	North Carolina	ABC
1980	Texas	ESPN
1980	Houston	ESPN
1979	at Arizona	ABC
1979	at Houston	ABC
1977	Arkansas	ABC
1977	Florida St.	Mizlou
1976	Houston	ABC
1976	Nebraska	TVS
1975	Baylor	ABC
1974	Texas	ABC
1974	at Texas A&M	ABC
1974	Vanderbilt	Mizlou
1973	New Mexico	ABC
1973	Baylor	ABC
1973	Tennessee	ABC
1972	TCU	ABC
1972	North Carolina	CBS
1971	at Arizona	ABC
1971	at SMU	ABC
1970	Georgia Tech	CBS
1969	at SMU	ABC
1969	at Arkansas	ABC
1968	at Rice	ABC
1967	at Arkansas	ABC
1965	at Arkansas	NBC
1965	Georgia Tech	ABC
1964	at Rice	NBC
1964	Georgia	NBC
1958	Baylor	NBC
1956	at Baylor	NBC
1955	TCU	NBC
1954	Auburn	CBS



Jon Saldi

Records

Year-By-Year Team Statistics

Scoring Offense

Year	Pts	Gms	Avg
1950.....	222	11	20.2
1951.....	276	10	27.6
1952.....	233	11	21.2
1953.....	428	11	38.9
1954.....	367	10	36.7
1955.....	188	10	18.8
1956.....	117	10	11.7
1957.....	120	10	12.0
1958.....	126	10	12.6
1959.....	137	10	13.9
1960.....	148	10	14.8
1961.....	94	10	9.4
1962.....	83	10	8.3
1963.....	147	10	14.7
1964.....	166	10	16.6
1965.....	257	10	25.7
1966.....	181	10	18.1
1967.....	217	10	21.7
1968.....	255	10	25.5
1969.....	212	10	21.2
1970.....	123	11	11.8
1971.....	N/A	N/A	N/A
1972.....	254	11	23.1
1973.....	314	11	28.6
1974.....	187	11	17.0
1975.....	272	11	24.7
1976.....	312	11	28.4
1977.....	282	11	25.6
1978.....	246	11	22.4
1979.....	141	11	12.8
1980.....	178	11	16.2
1981.....	198	11	18.0
1982.....	157	11	14.3
1983.....	160	11	14.5
1984.....	200	11	18.2
1985.....	249	11	22.6
1986.....	254	11	23.1
1987.....	315	11	28.6
1988.....	328	11	29.8
1989.....	311	11	28.3
1990.....	322	11	29.3
1991.....	315	11	28.6
1992.....	287	11	26.1
1993.....	409	11	37.2
1994.....	299	11	27.2
1995.....	330	11	30.0
1996.....	323	11	29.4
1997.....	221	11	20.1
1998.....	297	11	27.0
1999.....	253	11	23.0
2000.....	303	12	25.3
2001.....	386	11	35.1
2002.....	537	14	38.4
2003.....	552	13	42.5
2004.....	434	12	36.2
2005.....	473	12	39.4

Season High: 42.5 (2003)
Season Low: 8.3 (1962)

Rush Offense

Year	Yds	Gms	Avg
1950.....	990	11	90.0
1951.....	N/A		
1952.....	2,468	11	224.4
1953.....	3,172	11	288.4
1954.....	3,164	10	316.4
1955.....	2,195	10	219.5
1956.....	1,818	10	181.8
1957.....	2,052	10	205.2
1958.....	1,317	10	131.7
1959.....	1,015	10	101.5
1960.....	1,349	10	134.9
1961.....	1,720	10	172.0
1962.....	1,269	10	126.9
1963.....	1,416	10	141.6
1964.....	2,049	10	204.9
1965.....	1,289	10	128.9
1966.....	1,481	10	148.1
1967.....	2,444	10	244.4
1968.....	1,857	10	185.7
1969.....	1,246	10	124.6
1970.....	2,659	11	241.7
1971.....	1,880	11	172.6
1972.....	2,885	11	262.3
1973.....	2,763	11	251.2
1974.....	2,432	11	221.1
1975.....	N/A		
1976.....	2,562	11	232.9
1977.....	2,311	11	210.1
1978.....	2,438	11	221.6
1979.....	2,208	11	200.7
1980.....	1,662	11	151.1
1981.....	1,394	11	126.7
1982.....	1,779	11	161.7
1983.....	N/A		
1984.....	1,718	11	156.2
1985.....	1,955	11	177.7
1986.....	1,940	11	177.7
1987.....	2,274	11	206.7
1988.....	1,547	11	140.6
1989.....	2,505	11	227.7
1990.....	1,384	11	125.8
1991.....	1,701	11	154.6
1992.....	2,348	11	213.5
1993.....	2,313	11	210.3
1994.....	1,725	11	156.8
1995.....	2,258	11	205.3
1996.....	3,005	11	273.2
1997.....	1,654	11	150.4
1998.....	2,219	11	201.7
1999.....	1,644	11	149.5
2000.....	797	12	66.4
2001.....	894	11	81.3
2002.....	1,391	14	99.4
2003.....	1,397	13	107.5
2004.....	1,104	12	92.0
2005.....	1,284	12	107.0

Season High: 273.2 (1996)
Season Low: 66.4 (2000)

Pass Offense

Year	Yds	Gms	Avg
1950.....	2,793	11	253.9
1951.....	N/A		
1952.....	1,037	11	94.3
1953.....	969	11	88.1
1954.....	1,059	10	105.9
1955.....	762	10	76.2
1956.....	625	10	62.5
1957.....	1,096	10	109.6
1958.....	866	10	86.6
1959.....	1,156	10	115.6
1960.....	796	10	79.6
1961.....	801	10	80.1
1962.....	850	10	85.0
1963.....	1,052	10	105.2
1964.....	921	10	92.1
1965.....	2,126	10	212.6
1966.....	1,623	10	162.3
1967.....	971	10	97.1
1968.....	1,375	10	137.5
1969.....	1,539	10	153.9
1970.....	986	11	89.6
1971.....	1,015	11	92.3
1972.....	1,669	11	151.7
1973.....	1,158	11	105.3
1974.....	800	11	72.7
1975.....	N/A		
1976.....	1,611	11	146.5
1977.....	1,116	11	101.5
1978.....	1,363	11	123.9
1979.....	998	11	90.7
1980.....	1,490	11	135.5
1981.....	1,711	11	155.5
1982.....	1,258	11	114.4
1983.....	N/A		
1984.....	1,220	11	110.9
1985.....	1,622	11	147.5
1986.....	2,068	11	188.0
1987.....	2,119	11	192.6
1988.....	2,917	11	265.2
1989.....	1,634	11	148.5
1990.....	2,766	11	251.5
1991.....	2,523	11	229.4
1992.....	2,661	11	241.9
1993.....	2,914	11	264.9
1994.....	2,099	11	190.8
1995.....	1,987	11	180.6
1996.....	1,723	11	156.6
1997.....	1,747	11	158.8
1998.....	2,230	11	202.7
1999.....	1,929	11	175.4
2000.....	3,554	12	296.2
2001.....	3,710	11	337.3
2002.....	5,444	14	388.9
2003.....	6,179	13	475.3
2004.....	4,796	12	399.7
2005.....	4,666	12	388.8

Season High: 475.3 (2003)
Season Low: 72.7 (1974)

Total Offense

Year	Yds	Gms	Avg
1950.....	3,783	11	343.9
1951.....	N/A		
1952.....	3,507	11	318.8
1953.....	4,441	11	376.5
1954.....	4,243	10	424.3
1955.....	2,957	10	295.7
1956.....	2,443	10	244.3
1957.....	2,018	10	201.8
1958.....	2,183	10	218.3
1959.....	2,171	10	217.1
1960.....	2,145	10	214.5
1961.....	2,521	10	251.1
1962.....	2,119	10	211.9
1963.....	2,468	10	246.8
1964.....	2,970	10	297.0
1965.....	3,415	10	341.5
1966.....	3,104	10	310.4
1967.....	3,421	10	342.1
1968.....	3,232	10	323.2
1969.....	2,775	10	277.5
1970.....	3,645	11	331.4
1971.....	2,895	11	263.2
1972.....	4,054	11	368.5
1973.....	3,921	11	356.4
1974.....	3,232	11	293.8
1975.....	N/A		
1976.....	4,173	11	379.4
1977.....	3,427	11	311.5
1978.....	3,801	11	345.5
1979.....	3,206	11	291.5
1980.....	3,152	11	286.5
1981.....	3,105	11	282.3
1982.....	3,037	11	276.1
1983.....	N/A		
1984.....	2,938	11	267.1
1985.....	3,577	11	325.2
1986.....	4,008	11	364.4
1987.....	4,393	11	399.4
1988.....	4,464	11	405.8
1989.....	4,139	11	376.3
1990.....	4,150	11	377.3
1991.....	4,224	11	384.0
1992.....	4,660	11	423.6
1993.....	5,227	11	475.2
1994.....	3,810	11	346.4
1995.....	4,245	11	385.9
1996.....	4,728	11	429.8
1997.....	3,401	11	309.2
1998.....	4,449	11	404.5
1999.....	3,573	11	324.8
2000.....	4,351	12	362.6
2001.....	4,604	11	418.5
2002.....	6,835	14	488.2
2003.....	7,576	13	582.8
2004.....	5,900	12	491.7
2005.....	5,950	12	495.8

Season High: 582.8 (2003)
Season Low: 211.9 (1962)



Year-By-Year Team Statistics

Scoring Defense

Year	Pts	Gms	Avg
1950	241	11	21.9
1951	155	10	15.5
1952	239	11	21.7
1953	154	11	14.0
1954	157	10	15.7
1955	145	10	14.5
1956	216	10	21.6
1957	190	10	19.0
1958	163	10	16.3
1959	159	10	16.3
1960	182	10	18.2
1961	201	10	20.1
1962	250	10	25.0
1963	178	10	17.8
1964	113	10	11.3
1965	197	10	19.7
1966	216	10	21.6
1967	165	10	16.5
1968	241	10	24.1
1969	207	10	20.7
1970	148	11	13.5
1971	138	11	12.5
1972	156	11	14.2
1973	168	11	15.3
1974	152	11	13.8
1975	251	11	22.8
1976	179	12	16.3
1977	206	12	18.7
1978	268	11	24.4
1979	182	11	16.5
1980	188	11	17.1
1981	298	11	27.1
1982	234	11	21.3
1983	253	11	23.0
1984	212	11	19.3
1985	240	11	21.8
1986	248	11	22.5
1987	254	11	23.1
1988	332	11	30.2
1989	260	11	23.6
1990	356	11	32.4
1991	272	11	24.7
1992	332	11	30.2
1993	294	11	26.7
1994	191	11	17.4
1995	206	11	18.7
1996	205	11	18.6
1997	241	11	21.9
1998	214	11	19.5
1999	282	11	25.6
2000	238	12	19.8
2001	262	11	23.8
2002	439	14	31.4
2003	442	13	34.0
2004	314	12	26.2
2005	226	12	18.8

Season High: 34.0 (2003)
Season Low: 11.3 (1964)

Rushing Defense

Year	Yds	Gms	Avg
1950	2,538	11	230.7
1951	N/A		
1952	2,501	11	227.4
1953	1,601	11	145.5
1954	1,803	10	180.3
1955	1,970	10	197.0
1956	2,401	10	240.1
1957	1,971	10	197.1
1958	1,804	10	180.4
1959	1,923	10	192.3
1960	1,821	10	182.1
1961	2,027	10	202.7
1962	2,203	10	220.3
1963	1,790	10	179.0
1964	1,156	10	115.6
1965	1,672	10	167.2
1966	1,855	10	185.5
1967	1,356	10	135.6
1968	1,471	10	147.1
1969	1,743	10	174.3
1970	1,912	11	173.8
1971	2,140	11	194.6
1972	2,142	11	194.7
1973	2,055	11	186.8
1974	2,275	11	206.8
1975	N/A		
1976	1,683	11	153.0
1977	1,554	11	141.3
1978	2,429	11	220.8
1979	2,132	11	193.8
1980	1,865	11	169.6
1981	2,322	11	211.1
1982	2,232	11	202.9
1983	N/A		
1984	2,010	11	182.7
1985	2,622	11	238.4
1986	1,618	11	147.1
1987	1,667	11	151.6
1988	2,614	11	237.6
1989	1,481	11	134.6
1990	2,083	11	189.7
1991	2,109	11	191.7
1992	2,497	11	227.0
1993	1,829	11	166.3
1994	1,798	11	163.4
1995	1,615	11	146.8
1996	1,561	11	141.9
1997	1,511	11	137.4
1998	1,308	11	118.9
1999	1,598	11	145.3
2000	1,879	12	156.6
2001	1,894	11	172.2
2002	2,295	14	163.9
2003	2,562	13	197.1
2004	2,114	12	176.2
2005	1,865	12	155.4

Season High: 240.1 (1956)
Season Low: 115.6 (1964)

Passing Defense

Year	Yds	Gms	Avg
1950	1,245	11	113.2
1951	N/A		
1952	1,127	11	102.5
1953	983	11	89.4
1954	868	10	86.8
1955	929	10	92.9
1956	769	10	76.9
1957	976	10	97.6
1958	1,291	10	129.1
1959	906	10	90.6
1960	1,206	10	120.6
1961	1,029	10	102.9
1962	1,041	10	104.1
1963	1,078	10	107.8
1964	1,106	10	110.6
1965	1,464	10	146.4
1966	1,487	10	148.7
1967	1,773	10	177.3
1968	1,668	10	166.8
1969	1,321	10	132.1
1970	1,213	11	110.3
1971	661	11	60.1
1972	1,417	11	128.8
1973	1,360	11	123.6
1974	796	11	72.4
1975	N/A		
1976	1,602	11	145.6
1977	1,413	11	128.5
1978	1,769	11	160.8
1979	1,455	11	132.3
1980	1,366	11	124.2
1981	2,022	11	183.8
1982	1,562	11	142.0
1983	N/A		
1984	1,263	11	114.8
1985	1,204	11	109.5
1986	2,435	11	221.4
1987	2,100	11	190.9
1988	2,213	11	201.2
1989	2,879	11	261.7
1990	2,541	11	231.0
1991	2,420	11	220.0
1992	2,438	11	221.7
1993	2,542	11	231.1
1994	1,623	11	147.6
1995	2,020	11	183.6
1996	2,262	11	205.6
1997	2,038	11	185.3
1998	1,827	11	166.1
1999	2,142	11	194.7
2000	1,969	12	164.1
2001	2,083	11	189.4
2002	3,354	14	239.6
2003	3,332	13	256.3
2004	2,176	12	181.3
2005	2,165	12	180.4

Season High: 256.4 (1995)
Season Low: 60.1 (1971)

Total Defense

Year	Yds	Gms	Avg
1950	3,783	11	343.9
1951	N/A		
1952	3,615	11	328.6
1953	2,584	11	234.9
1954	2,671	10	267.1
1955	2,889	10	288.9
1956	3,170	10	317.0
1957	3,067	10	306.7
1958	3,095	10	309.5
1959	2,829	10	282.9
1960	3,027	10	302.7
1961	3,056	10	305.6
1962	3,224	10	322.4
1963	2,948	10	294.8
1964	2,262	10	226.2
1965	3,136	10	313.6
1966	3,342	10	334.2
1967	3,129	10	312.9
1968	3,139	10	313.9
1969	3,064	10	306.4
1970	3,125	11	284.1
1971	2,801	11	254.6
1972	3,558	11	323.5
1973	3,415	11	310.5
1974	3,071	11	279.2
1975	N/A		
1976	3,285	11	298.6
1977	2,967	11	269.7
1978	4,198	11	381.6
1979	3,587	11	326.1
1980	3,231	11	293.7
1981	4,344	11	394.9
1982	3,794	11	344.9
1983	N/A		
1984	3,273	11	297.5
1985	3,826	11	347.8
1986	4,053	11	367.5
1987	3,767	11	342.5
1988	4,827	11	438.8
1989	4,360	11	396.4
1990	4,624	11	420.4
1991	4,529	11	411.7
1992	4,598	11	418.0
1993	4,371	11	397.4
1994	3,421	11	311.0
1995	3,635	11	330.5
1996	3,823	11	347.6
1997	3,549	11	322.6
1998	3,135	11	285.0
1999	3,740	11	340.0
2000	3,848	12	320.7
2001	3,977	11	361.5
2002	5,649	14	403.5
2003	5,894	13	453.4
2004	4,290	12	357.5
2005	4,030	12	335.8

Season High: 453.4 (2003)
Season Low: 226.2 (1964)

Year-By-Year Team Statistics

TECH STATS YEAR-BY-YEAR

Year	G	1st Dwns	Rush Att	Rush Yds	Rush TD	Pass Cmp	Pass Att	Pass Yds	Pct	Pass TD	Int	Total Plays	Total Off	Punt	Punt Avg	Total Points	Punt Ret	Kick Ret
2005	12	322	308	1,284	25	391	588	4,666	66.5	34	12	896	5,950	50	42.0	473	414	466
2004	12	322	293	1,104	23	426	651	4,796	65.4	34	18	944	5,900	39	42.2	434	424	596
2003	13	418	308	1,681	20	506	780	6,179	64.9	53	23	1,088	7,576	29	41.5	552	391	861
2002	14	380	385	1,391	15	515	770	5,444	66.9	50	15	1,155	6,835	49	38.1	537	766	914
2001	12	249	261	1,166	15	391	570	3,710	68.6	27	11	831	4,604	45	38.8	386	332	715
2000	13	247	304	797	10	373	614	3,554	60.7	21	18	918	4,351	65	38.5	303	386	518
1999	11	186	466	1,644	17	130	270	1,929	48.1	13	12	736	3,573	73	38.3	253	431	714
1998	12	243	535	2,219	17	151	286	2,230	52.8	15	10	821	4,449	57	36.7	297	225	598
1997	11	197	455	1,654	16	142	277	1,747	51.3	7	6	732	3,401	67	39.9	245	349	741
1996	11	242	572	3,005	27	119	272	1,723	43.8	11	6	844	4,728	63	40.3	323	191	409
1995	12	219	500	2,622	22	142	295	1,987	48.1	15	7	795	4,245	69	40.7	330	357	511
1994	12	220	487	2,089	16	163	330	2,099	49.4	14	8	818	3,810	72	38.9	298	467	292
1993	12	278	502	2,614	30	219	351	2,914	62.1	21	7	853	5,227	55	42.1	409	195	488
1992	11	243	492	2,348	15	193	380	2,661	50.7	19	14	872	4,660	55	41.4	287	178	605
1991	11	224	459	2,031	21	180	352	2,523	51.1	14	8	811	4,224	55	45.9	315	232	605
1990	11	229	473	1,964	20	182	360	2,766	50.6	15	17	833	4,150	56	36.5	322	302	934
1989	12	228	581	2,897	27	120	213	1,634	56.3	13	12	794	4,139	56	40.6	311	316	812
1988	11	216	404	1,852	19	194	364	2,917	53.3	20	11	768	4,464	56	41.6	328	280	874
1987	11	227	512	2,494	28	156	291	2,119	53.6	10	15	803	4,393	47	37.0	315	381	627
1986	12	216	437	2,144	17	173	414	2,068	41.8	8	20	851	4,008	62	36.8	254	478	566
1985	11	103	516	2,282	22	113	256	1,622	44.1	10	11	772	3,577	68	39.3	249	458	651
1984	11	162	501	2,164	11	107	211	1,220	50.7	9	9	718	2,938	65	39.3	200	263	705
1983	11	178	522	2,398	--	113	236	1,278	47.9	5	19	758	3,301	70	38.3	160	344	679
1982	11	178	532	2,167	--	125	263	1,258	47.5	8	13	795	3,037	79	39.9	157	400	571
1981	11	184	464	1,940	--	134	318	1,711	42.1	8	18	782	3,105	81	43.4	198	107	611
1980	11	190	544	2,119	--	118	241	1,490	49.0	9	13	785	3,152	75	41.4	178	115	311
1979	11	184	578	2,545	--	85	184	998	46.2	7	16	762	3,206	71	41.5	141	236	346
1978	11	187	583	2,707	--	89	195	1,363	45.6	9	10	777	3,801	71	44.1	246	112	480
1977	12	228	620	2,803	--	98	183	1,116	53.5	7	9	803	3,427	64	38.2	282	259	478
1976	12	237	581	2,872	--	97	170	1,611	57.0	9	9	751	4,173	46	39.3	336	232	262
1975	11	233	635	3,161	--	102	197	1,450	51.8	7	10	832	4,403	40	37.5	272	139	590
1974	12	177	593	2,733	--	65	134	800	48.5	7	10	727	3,232	69	39.2	187	194	499
1973	12	206	621	2,969	--	82	146	1,158	56.2	11	6	357	2,072	64	38.2	314	102	542
1972	12	222	597	3,293	--	89	176	1,169	60.6	7	7	773	4,054	57	34.5	282	166	683
1971	11	167	531	2,143	--	95	217	1,015	43.8	3	20	748	2,895	79	39.0	131	390	444
1970	12	213	635	2,907	--	87	159	986	54.1	9	11	793	3,645	61	37.5	222	343	437
1969	10	160	480	1,603	--	123	271	1,539	45.4	8	21	751	2,775	74	39.1	212	385	669
1968	10	194	547	2,195	--	109	237	1,375	45.9	13	17	784	3,232	63	39.7	255	447	662
1967	10	187	558	2,641	--	81	198	977	40.9	5	15	756	3,421	62	38.1	217	430	508
1966	10	174	401	1,730	--	133	297	1,632	44.7	9	16	698	3,104	58	39.9	181	127	663
1965	11	183	409	1,539	--	173	291	2,126	59.4	18	16	700	3,415	43	38.5	257	230	722
1964	11	155	528	2,271	--	77	140	921	55.0	7	9	668	2,970	56	36.9	166	231	445
1963	10	129	433	1,639	--	82	173	1,052	47.9	10	15	606	2,468	52	37.6	147	328	716
1962	10	111	393	1,506	--	72	162	850	44.4	2	18	555	2,119	61	35.3	83	251	795
1961	10	147	507	1,917	--	65	149	801	46.6	1	10	656	2,521	62	36.4	94	179	537
1960	10	121	403	2,051	--	63	144	796	43.7	7	14	541	2,145	55	48.5	148	283	610
1959	10	112	349	1,230	--	90	197	1,156	45.6	7	17	546	2,171	64	38.2	139	293	560
1958	10	113	414	1,521	--	83	168	866	49.0	8	10	581	2,183	72	34.7	126	300	623
1957	10	155	536	2,429	--	68	159	976	43.0	5	12	695	3,018	55	37.1	120	281	635
1956	10	--	488	2,082	--	49	136	625	36.0	2	13	624	2,443	68	37.6	117	219	781
1955	11	--	545	2,547	--	51	119	762	43.0	4	8	664	2,957	58	35.8	188	353	483
1954	10	--	562	3,403	--	49	115	1,059	43.0	10	9	667	4,243	43	34.7	367	303	680
1953	12	192	567	3,442	--	56	127	969	44.0	11	11	694	4,141	54	33.5	428	500	618
1952	11	182	--	2,501	--	86	185	1,127	--	--	14	--	3,615	--	33.0	233	--	--



Year-By-Year Team Statistics

OPPONENT STATS YEAR-BY-YEAR

Year	G	1st Dwns	Rush Att	Rush Yds	Rush TD	Pass Cmp	Pass Att	Pass Yds	Pct	Pass TD	Int	Total Plays	Total Off	Punt	Punt Avg	Total Points	Punt Ret	Kick Ret
2005	12	234	469	1,865	15	208	378	2,165	55.0	12	12	847	4,030	68	40.5	226	342	833
2004	12	245	489	2,114	24	195	381	2,176	51.2	13	11	870	4,290	65	41.8	314	133	942
2003	13	294	543	2,562	33	235	410	3,332	57.3	20	16	953	5,894	51	40.5	442	113	1,181
2002	14	290	548	2,295	29	263	472	3,354	55.7	26	16	1,020	5,649	77	41.3	439	303	1,447
2001	12	219	465	1,894	16	391	570	2,083	68.6	17	18	831	3,977	62	40.5	281	209	1,005
2000	13	225	495	1,879	20	177	343	1,969	51.6	7	15	838	3,848	73	41.4	279	245	714
1999	11	199	448	1,598	20	179	332	2,142	53.9	8	11	780	3,740	64	38.4	282	240	700
1998	11	156	454	1,308	11	125	256	1,827	48.8	10	10	710	3,135	71	42.5	255	262	819
1997	11	208	467	1,511	11	159	298	2,038	53.4	15	13	765	3,549	63	41.3	241	163	489
1996	11	202	417	1,977	14	152	341	2,262	44.6	9	14	758	3,823	70	43.3	232	243	548
1995	12	189	458	1,928	9	153	372	2,020	41.1	14	15	830	3,635	81	41.5	247	180	865
1994	12	180	493	1,798	16	122	283	1,623	43.1	8	17	776	3,421	74	40.9	246	80	835
1993	12	245	458	1,829	20	202	364	2,542	55.5	18	14	752	4,371	59	41.2	335	366	874
1992	11	237	496	2,160	21	181	322	2,438	56.2	15	13	818	4,598	56	40.0	332	234	548
1991	11	249	514	2,109	16	180	347	2,420	52.2	18	14	861	4,529	57	38.8	272	295	548
1990	11	259	518	2,083	23	191	382	2,541	50.0	20	15	900	4,624	57	41.2	356	219	925
1989	12	223	424	1,481	18	214	391	2,879	54.7	13	19	815	4,360	57	40.5	281	63	505
1988	11	256	582	2,614	30	177	319	2,213	55.5	11	12	901	4,827	52	42.9	332	251	622
1987	11	201	463	2,065	14	156	284	2,100	54.9	13	16	747	3,767	68	38.2	266	125	696
1986	12	204	506	1,618	10	158	319	2,435	49.5	17	18	825	4,053	72	43.5	268	178	598
1985	11	194	630	2,622	19	87	184	1,204	47.3	6	9	814	3,826	70	41.9	240	204	410
1984	11	181	589	2,010	14	89	198	1,263	44.9	9	12	787	3,273	60	42.3	212	197	439
1983	11	204	559	2,043	--	118	212	1,869	55.7	5	7	771	3,912	61	43.3	253	94	400
1982	11	199	566	2,232	--	109	227	1,565	48.0	10	15	793	3,794	73	40.8	234	261	368
1981	11	228	570	2,322	--	141	272	2,022	51.8	16	10	842	4,344	63	39.9	298	586	420
1980	11	172	540	1,865	--	110	223	1,366	49.3	9	15	763	3,231	70	38.0	188	311	209
1979	11	199	517	2,132	--	108	221	1,455	48.9	12	18	738	3,587	67	39.4	182	350	452
1978	11	220	542	2,429	--	123	231	1,769	53.2	9	21	773	4,198	55	40.5	268	482	731
1977	12	179	492	1,554	--	92	200	1,413	46.1	16	13	676	2,967	70	39.7	246	123	489
1976	12	205	520	1,683	--	120	226	1,602	53.1	12	21	746	3,285	62	39.4	206	39	542
1975	11	181	563	2,442	--	92	188	1,270	48.9	9	7	751	3,712	55	39.5	251	40	510
1974	12	167	570	2,275	--	63	174	796	36.2	6	16	744	3,071	64	40.3	152	98	410
1973	12	195	531	2,055	--	100	209	1,360	47.8	4	16	740	3,415	58	38.2	168	64	740
1972	12	195	578	2,142	--	94	206	1,417	45.6	7	15	784	3,559	54	40.6	188	129	1,028
1971	11	155	599	2,140	--	55	144	661	37.4	2	14	746	2,801	79	37.3	134	331	465
1970	12	187	516	1,912	--	104	226	1,213	46.0	6	16	742	3,125	62	37.5	165	218	747
1969	10	156	498	1,743	--	105	222	1,321	47.3	9	16	720	3,064	78	28.5	240	277	742
1968	10	167	440	1,471	--	130	286	1,668	45.5	10	18	726	3,139	71	39.0	241	95	584
1967	10	158	429	1,256	--	120	856	1,773	46.9	14	19	686	3,129	70	41.7	165	150	424
1966	10	183	497	1,855	--	124	226	1,487	54.8	10	16	723	3,342	57	38.0	216	65	486
1965	11	159	408	1,672	--	97	205	1,464	47.3	9	14	660	3,136	52	37.4	191	74	994
1964	11	126	417	1,156	--	89	200	1,106	44.5	4	12	615	2,262	55	38.2	120	190	--
1963	10	180	415	1,790	--	93	193	1,078	48.6	5	13	608	2,948	48	39.3	178	204	661
1962	10	185	549	2,203	--	89	161	1,041	55.3	9	7	710	3,244	50	38.6	250	152	531
1961	10	158	471	2,027	--	79	157	1,029	50.3	8	10	628	3,056	52	35.7	201	219	352
1960	10	193	518	1,821	--	75	159	1,206	47.1	14	17	676	3,027	48	35.9	182	272	554
1959	10	156	542	1,923	--	69	146	906	47.2	6	15	708	2,829	61	37.1	159	222	445
1958	10	168	519	1,804	--	103	197	1,291	52.0	8	14	581	3,095	60	34.4	163	300	490
1957	10	147	504	1,971	--	81	169	1,096	48.0	11	8	659	3,067	66	35.2	190	353	539
1956	10	--	549	2,411	--	46	117	769	39.0	8	12	666	3,170	52	34.7	216	440	319
1955	11	--	484	1,970	--	71	167	929	43.0	8	7	631	2,899	60	34.6	145	268	558
1954	10	--	471	1,803	--	69	161	868	42.0	3	11	630	2,671	53	33.2	157	330	896
1953	12	129	504	1,601	--	84	179	989	46.0	7	9	--	2,584	83	33.8	154	214	995
1952	11	182	--	2,501	--	86	185	1,127	46.5	--	14	--	3,615	--	--	239	--	--



Opponent Records

Opponent Records

Individual Total Offense

Most Plays – 65 by Nate Hybl, Oklahoma (11/17/01)
Most Yards – 419 by Brad Smith, Missouri (10/25/03)

Individual Rushing

Longest Touchdown Run – 95 by Tatum Bell, Oklahoma State (10/18/03)
Longest Non-Touchdown Run – 81 by Ja'Quay Wilburn, North Texas (9/18/99)
Highest Average per Rush – 15.3 by Brad Smith, Missouri (10/25/03)
Most Yards in a Quarter – 180 (4th) by Brad Smith, Missouri (10/25/03)
Most Yards in a Half – 188 (2nd) by Brad Smith, Missouri (10/25/03)
Most Yards in a Game – 291 by Brad Smith, Missouri (10/25/03)
Most Carries – 45 by Zain Gilmore, Missouri (10/30/99); Hodges Mitchell, Texas (11/4/00)

Individual Passing

Longest Pass – 86 by Brad Otten, USC (1/2/95)
Most Yards in a Game – 409 by Eli Manning, Mississippi (9/27/03)
Most Passes Attempted – 57 by Eli Manning, Mississippi (9/14/02)
Most Passes Completed – 34 by Eli Manning, Mississippi (9/14/02)
Highest Completion Percentage – .818 [18-of-22] by Philip Rivers, N.C. State (9/20/03)

Individual Receiving

Longest Reception – 86 by Keyshaun Johnson, USC (1/2/95)
Most Receptions – 11 by Josh Norman, Oklahoma (11/17/01)
Most Yards Receiving – 222 by Keyshaun Johnson, USC (1/2/95)

Individual Punting

Longest Punt – 78 by Cort Moffitt, New Mexico (8/26/00)
Most Punts – 12 by Smith, Missouri (9/16/95)
Most Yards Punting – 470 by Beau Stephens, TCU (11/11/95)

Individual Punt Returns

Longest Return – 51 by Antwone Savage, Oklahoma (11/18/00)
Most Returns – 5 by three players; latest, Terance Richardson, Oklahoma State (10/9/99)
Most Yards – 90 by Terance Richardson, Oklahoma State (10/9/99)

Individual Field Goals

Longest – 55 by Jason Ricks, Oklahoma State (11/27/2004)
Most Made – 6 by Jonathan Nichols, Mississippi (9/27/03)

Individual Scoring

Most Points – 30 by three players; latest, Kejuan Jones, Oklahoma (11/22/03)
Most Points by Kick – 21 by Jonathan Nichols, Mississippi (9/27/03)
Most Touchdowns Rushing – 5 by T.A. McLendon, N.C. State (9/21/02); Brad Smith, Missouri (10/25/03)
Most Touchdowns Passing – 7 by Dustin Long, Texas A&M (10/5/02)
Most Touchdowns Receiving – 4 by Wane McGarity, Texas (11/14/98)

Individual Interceptions

Longest Return – 97 by Derrick Strait, Oklahoma (11/22/03)
Most Interceptions – 2 by eight players; latest, Brodney Pool, Oklahoma (11/22/03)

Miscellaneous Individual Returns

Most Kickoff Returns – 7 by Jeremy Parker, Baylor (11/2/02)
Longest Kickoff Return – 100 by Robert Quiroga, Baylor (11/8/03)
Longest Fumble Recovery Return – 63 by Gerald Stewart, Louisiana-Lafayette (9/11/99)

Team Total Offense

Most Plays – 93, New Mexico (9/6/03)
Most Yards – 673, Oklahoma State (10/18/03)
Most Touchdowns – 8, four teams; latest, Oklahoma (11/22/03)
Fewest Plays – 21, Centenary (1939)
Modern Record – 46, Louisiana-Lafayette (9/11/99); North Texas (9/9/00)
Fewest Yards – 30, Centenary (1939)
Modern Record – 125, TCU (11/11/95); North Texas (1998)

Team Rushing

Most Carries – 77, Nebraska (10/14/00)
Most Yards – 524, Nebraska (1994)
Most Touchdowns – 8, Missouri (10/25/03)
Fewest Carries – 5, Houston (1989)
Fewest Yards – (-45), Arizona (1933)
Modern Record – (-12), Kansas State (1996)

Team Passing

Most Completions – 34, Mississippi (9/14/02)
Most Attempts – 57, Mississippi (9/14/02)
Most Interceptions – 6, three teams; latest, Houston (1993)
Most Yards Gained – 533, Houston (1991)
Most Touchdowns – 7, Texas A&M (10/5/02)
Fewest Completions – 3, North Texas (9/18/99); Navy (12/30/03)
Fewest Attempts – 10, North Texas (9/18/99)
Lowest Completion Percentage – .161 [5-of-31], TCU (11/11/95)

Team Punting

Most Punts – 38, Centenary (1939)
Modern Game – 10, four teams; latest, New Mexico (9/8/01)
Highest Average (min. 3 punts) – 57.8 [4-231], Colorado (10/26/02)

Team Punt Returns

Most Returns – 20, Centenary (1939)
Modern Game – 7, Navy (12/30/03)
Most Yards Gained – 141, Navy (12/30/03)
Most Touchdowns – 1, several teams; latest, Georgia (1993)

Team Kickoff Returns

Most Returns – 10, Baylor (11/2/02)
Most Yards Gained – 220, Oklahoma State (11/10/01)
Most Touchdowns – 1 three times; latest, Baylor (11/8/03)

Team Scoring

Most Points – 62, Missouri (10/25/03)
Greatest Margin of Victory – 53, Nebraska (10/14/00)
Greatest Margin of Defeat – 51, Baylor (11/2/02)
Most Touchdowns – 8, four times; latest, Oklahoma (11/22/03)
Most Extra Points Made – 8, four times; latest, Oklahoma (11/22/03)
Most Field Goals Made – 6, Mississippi (9/27/03)
Highest Losing Score – 45, Mississippi (9/27/03)

Team First Downs

Most – 32, Texas (10/23/04)
Most Rushing – 25, Nebraska (10/14/00)
Most Passing – 23, Mississippi (9/14/02)
Most by Penalty – 5, four teams; latest, Oklahoma (11/22/97)
Fewest – 5, North Texas (1998)
Fewest Rushing – 2, Kansas State (8/31/96); North Texas (1998)
Fewest Passing – 1, Navy (12/30/03)

Team Turnovers

Most – 7, Houston (1993); Nebraska (2004)
Most Fumbles – 8, Baylor (1990)
Most Fumbles Lost – 4, Oklahoma State (1990); TCU (1993); Nebraska (2004)
Most Fumbles Recovered – 5, New Mexico (1994)
Most Interceptions – 6, three teams; latest, Houston (1993)
Most Interceptions of TTU – 5, Rice (1990); Colorado (2003); Oklahoma (11/22/03)

Team Penalties

Most – 16, Texas (11/9/96)
Most Yards Penalized – 146, Texas (11/9/96)



EJ Whitley



Media Information

The Big 12 Conference



Enters its Second Decade of Competition

Fresh off its 10th anniversary season, the Big 12 Conference begins its second decade of competition in 2006-07. While there have been many proud accomplishments through the first 10 years, the conference and its members anticipate continued success.

Through its first 10 years, the Big 12 claimed 28 team and 310 individual NCAA titles. During this past season, conference programs captured national championships in football (Texas), women's indoor track & field (Texas), wrestling (Oklahoma State) and men's golf (Oklahoma State). In addition, 12 individual event titles were also won by student-athletes that compete in the Big 12.

The 2004-05 campaign marked the most successful in conference history with six NCAA championships. Baylor won the crown for women's basketball, becoming the first Big 12 squad to win in that sport. Colorado won both the men's and women's cross country trophies, just the fourth school in NCAA annals to win both in the same year. Oklahoma State regained the top spot in wrestling, winning the national title for the 33rd time. Texas captured its fourth women's outdoor track & field crown, along with its sixth national championship in baseball.

The Big 12 leads all conferences with five appearances in the BCS National Championship game. A Big 12 team has played for the football national championship five of the last six years, and each of the last three. In basketball, an unprecedented eight men's and women's basketball teams have advanced to their respective Final Fours in the past five seasons as the Big 12 continues its place among the elite intercollegiate athletic conferences.

The Big 12 and its member institutions are committed to a competitive environment where sportsmanship and fair play take center stage. Whether on the field, in the classroom, or within the community the student-athletes, administrators, coaches and game officials of the Big 12 support the highest ideals in sportsmanship.

Competitive excellence, scholarships and sportsmanship are all equal components of the Big 12's philosophy. All-Big 12 teams and All-Big 12 Academic squads are recognized for each sport at the end of their respective seasons.

At the end of each academic year, the Conference honors its top male and female student-athletes with the Big 12 Athlete of the Year and Big 12 Sportsman of the Year awards.

Institutions can also nominate student-athletes for the prestigious Dr. Prentice Gautt Postgraduate Scholarships at the end of each academic year. A total of 153 scholars have received more than \$845,000 in postgraduate financial aid through the first nine years of the program.

The Big 12 sponsors 21 sports. Men's squads include baseball, basketball, cross country, football, golf, indoor track & field, outdoor track & field, swimming & diving, tennis and wrestling. Women's teams are fielded in basketball, cross country, golf, gymnastics, indoor track & field, outdoor track & field, soccer, softball, swimming, tennis and volleyball.

The conference is made up of 12 institutions that have shared many traditional rivalries throughout their histories. Member schools include - Baylor

University, University of Colorado, Iowa State University, University of Kansas, Kansas State University, University of Missouri, University of Nebraska, University of Oklahoma, Oklahoma State University, University of Texas, Texas A&M University and Texas Tech University.

The institutions created a league that encompasses seven states, over 42 million people and more than 18 million television households within its geographic footprint.

The conference conducts championships for 20 of its 21 sports. Each championship helps to determine teams and/or individuals that will represent the Conference in national postseason competition. The winner of the Big 12 football championship game earns the league's berth into the prestigious Bowl Championship Series.

The Big 12 is under the direction of its third commissioner, Kevin L. Weiberg, who took over the reigns in December 1998. Weiberg has led the Big 12 into additional football bowl agreements and expanded television opportunities for all sports through contracts with ABC/ESPN, FSN, TBS and CSTV.

In its 10-year history, the conference has distributed \$807.2 million to its 12 member institutions.

The Big 12 staff administers to over 4,600 student-athletes in 21 sports. The conference headquarters will move to Irving, Texas, from Dallas in August 2006.



Quick Facts

TEXAS TECH FOOTBALL – 2006



General Information

Location	Lubbock, Texas
Enrollment	28,533
Founded	1923
Nickname	Red Raiders
School Colors	Scarlet & Black
Stadium (Cap.)	Jones AT&T Stadium (52,882)
Surface	Artificial Turf
Conference	Big 12
Interim Chancellor	Dr. Donald Haragan
President	Dr. Jon Whitmore
Athletic Director	Gerald Myers
Athletic Phone	(806) 742-3355
Ticket Manager	Dave Welsh
Ticket Office Phone	(888) GO-BIG-12

Texas Tech Football History

First Year	1925
All-Time Record	474-378-32 (81 Seasons)
Bowl Record	8-20-1 (.293)
Last Bowl	2006 AT&T Cotton Bowl (lost to Alabama, 13-10)

Coaching Staff

Head Coach	Mike Leach (BYU, 1983) – Off. Coordinator
School Record	48-28 (6 Seasons)
Career Record	Same
Football Phone	(806) 742-4260
Football Fax	(806) 742-0299
Best Time for Coach	Through SID

Assistant Coaches

Bill Bedenbaugh (Iowa Wesleyan, 1995) – Offensive Line
Sonny Dykes (Texas Tech, 1993) – Co-Offensive Coordinator/Wide Receivers
Carlos Mainord (McMurry, 1965) – Safeties
Dana Holgorsen (Iowa Wesleyan, 1993) – Co-Offensive Coordinator/Inside Receivers
Seth Littrell (Oklahoma, 2000) – Running Backs
Ruffin McNeill (East Carolina, 1980) – Assistant Head Coach/Special Teams Coordinator/Defensive Tackles
Brian Mitchell (BYU, 1995) – Cornerbacks
Charlie Sadler (Northeastern State, 1971) – Defensive Ends
Lyle Setencich (Fresno State, 1969) – Defensive Coordinator/LB

Media Relations

Director	Chris Cook
Office Phone	(806) 742-2770
Home Phone	(806) 748-7702
Cell Phone	(806) 787-5648
E-mail	chris.cook@ttu.edu
Associate Director (Football)	Blayne Beal
E-mail	blayne.beal@ttu.edu
Associate Director (Football)	Tammi Hoffman
E-mail	tammi.hoffman@ttu.edu
Intern	Tracy Lorg
Intern	Melissa Wolf
AMR Mailing Address	6th & Boston, Lubbock, TX 79409
AMR Fax Phone	(806) 742-1970
Athletic Website	www.texastech.com

Team Information

2005 Record	9-3
Conference	6-2 (2nd – Big 12 South)
Final Ranking	19 (USA Today)/20 (AP)
Basic Offense	Multiple
Basic Defense	4-3
Lettermen Returning	50 (20 O, 26 D, 4 S)
Lettermen Lost	19 (8 O, 10 D, 1 S)
Starters Returning	17 (8 O, 5 D, 4 S)
Starters Lost	10 (3 O, 6 D, 1 S)



Media Information

Offensive Starters Lost

RB Taurean Henderson, QB Cody Hodges, LG E.J. Whitley

Defensive Starters Lost

LE Brett Bischofberger, LB Sylvester Brinkley, SS Vincent Meeks, CB Khalid Naziruddin, LB John Saldi, FS Dwayne Slay

Specialist Starters Lost

DS Ian Smetona

Offensive Starters Returning

IR Danny Amendola, WR Joel Filani, RT Gabe Hall, WR Jarrett Hicks, LT Glenn January, IR Robert Johnson, C Brandon Jones, RG Manuel Ramirez

Defensive Starters Returning

DE Keyunta Dawson, NT Chris Hudler, CB Antonio Huffman, DT Ken Scott, LB Fletcher Session

Specialist Starters Returning

PR/KR Danny Amendola, P Alex Reyes, PK Alex Trlica, KR Shannon Woods

Returning Statistical Leaders

Rushing					
	G	Att	Yds	Avg.	TD
Shannon Woods	12	24	168	7.0	3

Passing					
	G	C-A	Pct.	Yds	TD-Int
Graham Harrell	6	37-55	67.3	422	3-0

Receiving					
	G	Rec.	Yds	Avg.	TD
Robert Johnson	12	67	951	14.2	4
Joel Filani	12	65	1,048	16.1	8
Jarrett Hicks	12	65	850	13.1	10

Tackles					
	G	U-A	TOT	TFL	Sacks
Fletcher Session	12	43-38	81	5.0-13	2.0-6

2006 Schedule

Sept. 2	SMU	Lubbock, Texas
Sept. 9	at UTEP	El Paso, Texas
Sept. 16	at TCU	Fort Worth, Texas
Sept. 23	Southeastern Louisiana	Lubbock, Texas
Sept. 30	•at Texas A&M	College Station, Texas
Oct. 7	•Missouri (Homecoming)	Lubbock, Texas
Oct. 14	•at Colorado	Boulder, Colo.
Oct. 21	•at Iowa State	Ames, Iowa
Oct. 28	•Texas	Lubbock, Texas
Nov. 4	•Baylor	Lubbock, Texas
Nov. 11	•at Oklahoma	Norman, Okla.
Nov. 18	•Oklahoma State	Lubbock, Texas

(•) Big 12 Conference game

2005 Results

Sept. 10	Florida International	W	56-3
Sept. 17	Sam Houston State	W	80-21
Sept. 24	Indiana State	W	63-9
Oct. 1	•Kansas	W	30-17
Oct. 8	•at Nebraska	W	34-31
Oct. 15	•Kansas State	W	59-20
Oct. 22	•(2) at Texas	L	17-52
Oct. 29	•at Baylor	W	28-0
Nov. 5	•Texas A&M	W	56-17
Nov. 12	•at Oklahoma State	L	17-24
Nov. 19	•(25) Oklahoma	W	23-21
Jan. 2	•(13) Alabama	L	10-13

(•) Big 12 Conference game

(#) AT&T Cotton Bowl Classic, Dallas



Media Information

The 2006 edition of the Texas Tech University Football Media Guide is a comprehensive source of information for media covering the Red Raiders. Additional information can be obtained by calling the Texas Tech Athletic Media Relations Office at (806) 742-2770. Our fax number is (806) 742-1970.

The Schedule

Texas Tech will play 12 games during the regular season, including six games at home and six on the road. Tech will play a total of four non-conference games and eight Big 12 games.

All-Time Record

The Red Raiders are in their 82nd season of intercollegiate football and sport an overall won-loss record of 474-378-32. Tech also is 46-34 in 10 years of competition in the Big 12 Conference.

Credential Requests

Please direct all credential requests to www.texastech.com. Requests should be made on-line at the official website of the Texas Tech Department of Intercollegiate Athletics. Confirmation of your request will be made upon review by Chris Cook, Assistant Athletics Director for Media Relations. Credentials are limited to members of the working media who are assigned to cover Texas Tech Football. Every effort will be made to fulfill each request. Credentials are for adult use only and are non-transferable.

Road Credential Requests

Please direct all credential requests for Texas Tech's road games to the host school's sports information director.

UTEP – Jeff Darby
jdarby@utep.edu
(915) 747-6652

TCU – Mark Cohen
m.cohen@tcu.edu
(817) 257-5394

Texas A&M – Alan Cannon
acannon@athletics.tamu.edu
(979) 845-0563

Colorado – Dave Plati
david.plati@colorado.edu
(303) 492-5626

Iowa State – Tom Kroeschell
tkroesch@iastate.edu
(515) 294-3372

Oklahoma – Kenny Mossman
kmossman@ou.edu
(405) 325-8231

More On Credentials

Season credentials will be mailed in mid-August; while single-game passes will be mailed approximately 10 days before the game. All requests made game week will be held for pickup until 5 p.m. Friday at the Athletic Media Relations Office in Room 117 in the south end of Jones AT&T Stadium. Credentials not picked up by 5 p.m. Friday will be available at the Jones AT&T Stadium Will Call window Saturday, beginning three hours before kickoff.

Phone Lines

Texas Tech provides a minimal number of complementary phone lines. Those members of the media wishing to order their own phone lines can do so by calling Carmen Madrid at SBC (806) 472-1651.

Photographers

Photo credentials and photo vests are to be properly displayed at all times and are good for Press Box access at all times. Photographers must stay behind the dotted line that surrounds the field and are not permitted in the team bench areas (that includes the area immediately behind the benches).

Leach Availability

During the season, Coach Mike Leach will hold a weekly press gathering each Monday at the JT King Room in the south end of Jones AT&T Stadium. The news conferences will begin at noon. Selected players will be available at each Monday press conference. The weekly press conferences will begin Aug. 28 and run through Nov. 13. Transcripts of the news conference will be available on the athletics web site (www.texastech.com) early each Monday afternoon. During the season, Leach also will meet with the media each day following practice. All additional requests for interviews with Leach should be directed to Chris Cook.

Big 12 Conference

In addition to his Monday pressers, Coach Leach is available on the Big 12 Conference's weekly teleconference at 10:50 a.m. on Mondays. Contact Bo Carter of the Big 12 Conference for access to the teleconference (214/742-1212).

Interview Policy

All Texas Tech player interviews must be arranged through the Texas Tech Athletic Media Relations Office. Texas Tech players will be available following practices on Sunday and Tuesday and not available again until post-game Saturday. Players will return calls to out-of-town media Tuesdays following practice. We ask for the cooperation of the media in not phoning the players at home or interviewing them at times other than those designated.

Practices

The Texas Tech Football team practices on the grass practice fields on the south end of the Football Training Facility. All practices will be closed once the season begins and interviews with student-athletes will be conducted following the Sunday and Tuesday workouts.

Postgame Procedures

The Texas Tech locker room is closed. Coach Leach will meet with the media as soon as possible after the game in the designated interview area. Following the completion of his remarks, requested Texas Tech players will be available in the interview area. Post-game interviews with both head coaches take place simultaneously in Jones SBC Stadium, but typed quotes from both sessions are included in the post-game media packets distributed in the Press Box.

Satellite Feeds

The Texas Tech Athletic Department offers a satellite feed on a weekly basis. The feed will include player and coach sound bites, game footage and various feature material and packages. This feed will go up every Monday afternoon. Please contact the Media Relations Office for coordinates and time schedules. Texas Tech will also offer a satellite feed with highlights following every home game that is not televised. Depending on deadline situations and the time of the game finishing, sound bites may also be included in the feed.

Weekly Release

Texas Tech's weekly release and stat package, which includes notes and depth charts, is available each Monday on the Texas Tech web site (www.texastech.com).

Weekly TV Shows

Red Raider Sports with Mike Leach (30 minutes of weekly highlights) is televised each Sunday at 10 p.m. and 10:30 p.m. during the football season. KJTV (FOX 34) is the outlet in Lubbock for the 10 p.m. broadcast, while UPN carries the 10:30 p.m. showing. The show also can be seen in various areas around the state (check local listings). A replay of the show airs Wednesdays throughout the season on FOX Sports Southwest (time to be determined). Drew Dougherty is the host.

www.texastech.com

This is the official web site of the Texas Tech Athletics Department. Texas Tech football releases as well as a wide variety of athletics department information can be found on the web. Also, football information can be located at www.mikeleach.net.



Media Information

Photo Requests

All still photography requests of Texas Tech players and coaches must be faxed or e-mailed to Chris Cook. He can be reached at (806) 742-2770 or electronically at chris.cook@ttu.edu.

Travel Information

The Texas Tech team and travel party will depart Lubbock on Friday afternoon for each of this season's six road games. The Red Raiders will fly to each site via Southwest Airlines charter. In each case, the team will return home immediately after the game. The team will hold meetings and conduct a walkthrough at home on Friday and will not practice at the away site. Below is a list of hotels where the team and travel party will be staying:

UTEP
El Paso Marriott
1600 Airway Blvd.
El Paso, TX 79925

TCU
DFW South Marriott
4151 Centre Port Dr.
Fort Worth, TX 76155

Texas A&M
Del Lago Resort
600 Del Lago Blvd.
Montgomery, TX 77356

Colorado
Westminster Westin
10600 Westminster Blvd.
Westminster, CO 80020

Iowa State
Des Moines Marriott
1250 Jordan Creek Parkway
Des Moines, IA 50266

Oklahoma
Embassy Suites
1815 S. Meridian
Oklahoma City, OK 73108



Joel Filani

Texas Tech University

Location Lubbock, Texas
Founded 1923
Enrollment 29,000
Nickname Red Raiders
Colors Scarlet and Black
Mascot Masked Rider
Interim Chancellor Dr. Donald Haragan
President Dr. Jon Whitmore
Director of Athletics Gerald Myers
Faculty Representative Dr. Robert Baker
Conference Big 12

Football History

First Year of Football 1925
All-Time Record 474-378-32 (81 years)
Joined the Big 12 Conference 1996
Big 12 Record 46-34 (10 years)
Bowl Appearances/Record 29 (8-20-1)
First-Team All-Americans 25
Academic All-Americans 10
NFFHF Scholarship Winners 2
Stadium Jones AT&T Stadium
Stadium Capacity 52,882

Team Facts

Head Coach Mike Leach
Alma Mater, Year BYU, 1983
Record at Tech/Years 48-28 (6)
Career Record/Years 48-28 (6)
Basic Offense Multiple
Basic Defense 4-3
Lettermen Returning 50 (20 O, 26 D, 4 S)
Lettermen Lost 19 (8 O, 10 D, 1 S)
Starters Returning 17 (8 O, 5 D, 4 S)
Starters Lost 10 (3 O, 6 D, 1 S)

The Big 12 Conference Office

Media Relations Director Bob Burda
Phone (214) 742-1212
E-mail bob@big12sports.com
Fax (214) 753-0145
Website www.big12sports.com
Mailing Address 28th Floor
2201 Stemmons Freeway
Dallas, TX 75207-2805

Football Staff Reference

Offensive Coaching Staff

Mike Leach (Offensive Coordinator)
7th year at Tech, BYU '83
Bill Bedenbaugh (Offensive Line)
7th year at Tech, Iowa Wesleyan '95
Sonny Dykes (Co-Offensive Coordinator/Wide Receivers)
7th year at Tech, Texas Tech '93
Dana Holgorsen (Co-Offensive Coordinator/Inside Receivers)
7th year at Tech, Iowa Wesleyan '93
Seth Littrell (Running Backs)
2nd year at Tech, Oklahoma '00

Defensive Coaching Staff

Lyle Setenich (Defensive Coordinator/LB)
4th year at Tech, Fresno State '69
Brian Mitchell (Cornerbacks)
1st year at Tech, BYU, '94
Ruffin McNeill (Assistant Head Coach/ST/DT)
7th year at Tech, East Carolina '80
Carlos Mainord (Safeties)
3rd year at Tech, McMurry, '65
Charlie Sadler (Defensive Ends)
4th year at Tech, Northeastern State '71

Texas Tech Athletic Media Relations Office



Chris Cook
Director



Tammi Hoffman
Associate Director



Randy Farley
Associate Director



Blayne Beal
Associate Director



Sheila Tucker
Secretary



Tracy Lorg
Assistant



Melissa Wolf
Assistant

Assistant AD/Media Relations Chris Cook
Main Office Phone (806) 742-2770
Direct Office Phone (806) 742-2762
Home Phone (806) 748-7702
Mobile Phone (806) 787-5648
E-mail chris.cook@ttu.edu
Fax (806) 742-1970
Website Address www.texastech.com
Associate Director Blayne Beal
Associate Director Tammi Hoffman
Associate Director Randy Farley
Assistants Tracy Lorg
Melissa Wolf
Mailing Address Box 43021
6th & Boston Ave.
Lubbock, TX 79409



Media Outlets

NEWSPAPERS

Phone / Fax

Lubbock Avalanche-Journal	Don Williams	710 Ave. J, Lubbock, TX	79408	(806) 762-8844 / (806) 744-9603
Associated Press	Betsy Blaney	P.O. Box 491, Lubbock, TX	79408	(806) 765-0394 / (806) 744-9603
The University Daily	Travis Kram	Texas Tech Campus, Lubbock TX	79409	(806) 742-2939 / (806) 742-2434
Abilene Reporter-News	Brian Todd	P.O. Box 30, Abilene, TX	79604	(325) 673-4271 / (325) 670-5242
Amarillo Globe-News	Jon Mark Beilue	P.O. Box 2091, Amarillo, TX	79166	(806) 376-4488 / (806) 373-0810
Austin American-Statesman	Randy Riggs	P.O. Box 670, Austin, TX	78767	(512) 445-3600 / (512) 445-3868
Dallas Morning News	Keith Whitmire	P.O. Box 655237, Dallas, TX	75265	(214) 977-8444 / (214) 651-0580
Fort Worth Star-Telegram	Celeste Williams	400 W. 7th St., Fort Worth, TX	77002	(817) 390-7760 / (817) 390-7210
Midland Reporter-Telegram	Len Hayward	P.O. Box 1650, Midland, TX	79701	(432) 682-5311 / (432) 682-3793
Odessa American	Chris Gove	P.O. Box 2952, Odessa, TX	79760	(432) 333-7791 / (432) 334-8671
Plainview Daily Herald	Mark Turner	P.O. Box 1240, Plainview, TX	79072	(806) 296-1300 / (806) 296-1363
San Angelo Standard-Times	Jason Hunter	P.O. Box 5111, San Angelo, TX	76902	(325) 659-8241 / (325) 659-8112
San Antonio Express-News	Steve Quintana	P.O. Box 2171, San Antonio, TX	78297	(210) 250-3372 / (210) 250-3351
Houston Chronicle	Dan Cunningham	801 Texas Ave., Houston, TX	77002	(362) 220-7891 / (362) 220-7866

RADIO

Texas Tech Radio Network	Craig Wells	Box 43021, Lubbock, TX	79409-3021	(806) 742-1195 / (806) 742-1192
	Brian Jensen (Play-by-Play)			
	John Harris (Analyst)			
KKAM-AM (1340)	Jack Dale	4413 82nd St., Lubbock, TX	79424	(806) 798-7078 / (806) 798-7052
KTXT-FM (88.1)	Sports Director	Tech Campus, Lubbock, TX	79409	(806) 742-3916 / (806) 742-3906
KRFE-AM (580)	Wade Wilkes	6602 MLK Blvd., Lubbock, TX	79404	(806) 745-1197 / (806) 745-1088
KJAK-FM (92.7)	Woody Van Dyke	P.O. Box 6490, Lubbock, TX	79493	(806) 745-6677 / (806) 745-8140
KXTQ-AM (950)	Chuck Heinz	9800 University Ave., Lubbock, TX	79423	(806) 745-3434 / (806) 748-1949
KGNC-AM (710)	Phil Woodall	P.O. Box 710, Amarillo, TX	79189	(806) 355-9801 / (806) 354-9450
KAMZ-FM (103.5)	Sports Director	5124 69th Street #C, Lubbock, TX	79401	(806) 741-0701 / (806) 741-0705
KBTE-FM (104.9)	Sports Director	33 Briercroft Office Park, Lubbock, TX	79412	(806) 762-3000 / (806) 770-5363
KEJS-FM (106.5)	Sports Director	1607 13th Street, Lubbock, TX	79401	(806) 747-5951 / (806) 747-3524
KFMX-FM (94.5)	Sports Director	4413 82nd Street #300, Lubbock, TX	79424	(806) 798-7078 / (806) 798-7052
KKCL-FM (98.1)	Sports Director	4413 82nd Street #300, Lubbock, TX	79424	(806) 798-7078 / (806) 798-7052
KLLL-FM (96.3)	Sports Director	33 Briercroft Office Park, Lubbock, TX	79412	(806) 762-3000 / (806) 770-5363
KLZK-FM (104.3)	Sports Director	9800 University, Lubbock, TX	79423	(806) 745-3434 / (806) 748-2470
KMMX-FM (100.3)	Sports Director	33 Briercroft Office Park, Lubbock, TX	79412	(806) 762-3000 / (806) 770-5363
KOFR-FM (107.3)	Sports Director	14302 FM 1730 #A, Lubbock, TX	79424	(806) 698-0759 / (806) 698-0763
KOHM-FM (89.1)	Sports Director	1901 University #603-B, Lubbock, TX	79410	(806) 742-3100 / (806) 742-3716
KONE-FM (101.1)	Sports Director	33 Briercroft Office Park, Lubbock, TX	79412	(806) 762-3000 / (806) 770-5363
KQBR-FM (99.5)	Sports Director	4413 82nd Street #300, Lubbock, TX	79424	(806) 798-7078 / (806) 798-7052
KXTQ-FM (93.7)	Sports Director	9800 University, Lubbock, TX	79423	(806) 745-3434 / (806) 748-2470

TELEVISION

KCBD (NBC 11)	Pete Christy	5600 Ave. A, Lubbock, TX	79404	(806) 744-1414 / (806) 749-1111
KLBK (CBS 13)	Jeff Lillicotch	7403 S. University, Lubbock, TX	79423	(806) 745-2345 / (806) 748-2250
KAMC (ABC 28)	David Collier	7403 S. University, Lubbock, TX	79423	(806) 745-2345 / (806) 748-2250
KJTV (FOX 34)	Andrew Dougherty	9800 University, Lubbock, TX	79423	(806) 748-9386 / (806) 748-9387
KVII (ABC 7)	Lee Baker	One Broadcast Center, Amarillo, TX	79101	(806) 373-1787 / (806) 371-7329
KAMR (NBC 4)	Jeff Barger	P.O. Box 751, Amarillo, TX	79189	(806) 383-3321 / (806) 381-0912
KFDA (CBS 10)	Jason Zielinski	P.O. Box 10, Amarillo, TX	79105	(806) 383-1010 / (806) 381-9859
KMID (ABC 2)	Travis Recek	P.O. Box 60230, Midland, TX	79711	(432) 563-2222 / (432) 560-2267
KWES (NBC 9)	Scott Shields	P.O. Box 60150, Midland, TX	79711-0150	(432) 567-9999 / (432) 567-9994
FOX Sports Southwest	Ramon Alvarez	100 E. Royal Ln., Suite 200, Irving, TX	75038	(972) 868-1800 / (972) 868-1678



Texas Tech Sports Network

The Red Raiders play here! The Texas Tech Sports Network is your home for all of the excitement of Texas Tech football. Week after week, TTSN's complete coverage of the Red Raiders provides Texas Tech fans with everything they need to know about Red Raider football.

TTSN, 29 radio affiliates strong, blankets Texas with complete coverage of Red Raider football. Fans have the luxury of listening to the Red Raiders statewide thanks to the network's strong lineup of affiliates. TTSN was there every step of the way through Texas Tech's 2005 football season and will be on hand once again this year as the Red Raiders challenge for the Big 12 crown.

Play-by-play announcer Brian Jensen returns for his fourth season with the network, joined by color commentator John Harris. Together they bring the action and excitement of Red Raider football to the Lone Star State.

Football on TTSN begins with "The Pregame Show," featuring Texas Tech head coach Mike Leach. The network's coverage continues with an extensive halftime show, updating you with up-to-the-minute scores and college football news from around the nation, and extends well after the final play into the locker room for post game interviews that provide insight from Texas Tech coaches and players. Whether you're at Jones SBC Stadium, at home or in your car, TTSN is a must for every fan on game day.

Fans outside the coverage area will once again be able to listen to Red Raider games live on the Internet through Texas Tech's College Sports Pass. By logging on to www.texastech.com, live play-by-play of Texas Tech football is just a mouse-click away.

For complete coverage of Red Raider football, there's no better seat in the house, in the car or at the stadium than with TTSN.

Brian Jensen

Brian Jensen is a 22-year veteran sports broadcaster and a graduate of Texas Tech University. He has been a television anchor/reporter in the Dallas/Fort Worth market for the past 13 years – first with WFAA-TV and most recently as weekday 10 p.m. anchor with NBC5 (KXAS-TV). During his time in Dallas, Jensen has also hosted several sports radio shows, including a weekly call-in show at KLIF-AM and a number of Dallas Cowboys player shows for Sports Media, Inc.

John Harris

A name synonymous with sports on the South Plains, John Harris, the voice of Red Raider basketball, enters his 21st season of Red Raider football on the airwaves. Harris began his association with Texas Tech football on radio in 1984 as a color analyst with broadcasting legend Jack Dale. He has sat in the anchor position at all three Lubbock television stations and retired from anchoring at KAMC-TV in May 2000. In 1997, the Associated Press awarded Harris with "Best Sportscast in Texas" honors.



2006 AFFILIATES (Tentative)

MARKET	AFFILIATE	FREQUENCY
ALPINE	KVLF-AM	1240
AMARILLO	KATP-FM	101.9
ARTESIA	KSVP-AM	990
ANDREWS	KACT-AM/FM	1360/105.5
AUSTIN	KWNX-AM	1260
BIG SPRING	KBST-AM	1490
CLEBURNE/BURLESON	KHFX-AM	1460
DALLAS	KHYI-FM	95.3
DALHART	KXIT-AM	1240
EL PASO	KHRO-AM	1650
FREDERICKSBURG	KNAF-AM	910
HASKELL	KVRP-FM	97.1
HEREFORD	KPAN-AM/FM	860/106.3
HOBBS	KPER-FM	95.7
HOUSTON(day games)	KTRH-FM,KPRC/KBME-AM	740,950,790
HOUSTON (night games)	KSEV-AM	700
LAMESA	KPET-AM	690
LAMPASAS	KCYL-AM/FM	1450/101.9
LUBBOCK	KFMX-FM	94.5
LUBBOCK	KKAM-AM *	1340
MARBLE FALLS	KHLB-FM	106.9
MIDLAND/ODESSA	KCRS-AM	550
NEW BRAUNFELS	KGNB-AM	1420
PLAINVIEW	KKYN-AM	1090
SAN ANGELO	KDCD-FM	92.9
SAN ANTONIO	KSJL-AM/FM	810/92.5
SEMINOLE	KSEM-FM	106.3
TYLER	KTBB-AM	600
VERNON	KVWC-AM/FM	1490/103.1

* Flagship Station. The affiliate list is subject to change before the start of each season. TTSN will continuously work to retain and add quality affiliates.



Texas Tech Administration



**Donald R. Haragan,
Ph.D.**

Interim Chancellor

Interim Chancellor and President Emeritus, Donald R. Haragan, has served Texas Tech University as Professor, Department Chair, Dean, Provost and President since 1969, the same year he completed his doctoral studies in Civil Engineering at the University of Texas. He founded the Atmospheric Science Program in 1970 and was instrumental in the cooperative efforts that led to the establishment of the Wind Science and Engineering Institute at Texas Tech. As Provost for ten years and President for five years, he is credited with molding much of the current administrative and academic structure at the university including the establishment of the University Honors College, the International Cultural Center, the Center for Teaching, Learning and Technology, the University Writing Center, the Texas Tech Press, and the Texas

Tech Regional Centers in Houston, Dallas, Austin, and San Antonio. His research accomplishments are in the area of water resources and conservation with a focus on global precipitation climatology.

Dr. Haragan is a native of Houston. He received his Bachelor of Science degree from the College of Engineering at the University of Texas and his Master of Science degree from the Agricultural and Mechanical College of Texas. He was named a Distinguished Graduate of the College of Engineering at the University of Texas at Austin in 2001 and in 2003 became a charter member and member of the Board of Directors of the Civil and Architectural Engineering Academy of Distinguished Graduates at the University of Texas. He is married to the former Willie O'Berry, also a UT graduate, and has two grown daughters.



Jon Whitmore, Ph.D.

President

Jon Whitmore began his fourth year as President of Texas Tech University on September 1, 2006. In that time he has pursued an agenda to increase academic excellence by focusing on the people of Texas Tech. "I believe that if you put people first, they will produce long-term excellence for the university," he says.

The focus on human capital has resulted in 43 new faculty positions, multiple new funded chairs and professorships, a significant increase in academic advisors, and a steady schedule of merit raises for faculty and staff.

Since coming to Texas Tech, Dr. Whitmore has also implemented the Graduate on Time Contract with entering freshmen. The contract guarantees on time graduation with availability of required courses for every student who takes an average of 15 hours per semester.

Working closely with a new position of Special Assistant for Diversity, Dr. Whitmore has also set an ambitious agenda for increasing minority faculty at the university and accomplished the goals

set forth in the Texas Higher Education Coordinating Board's Closing the Gap initiatives to encourage 500,000 more students to enter college in the coming years in the state.

Before coming to Texas Tech, Dr. Whitmore served as Provost and Professor of Theatre Arts at the University of Iowa from 1996 until 2003. That position followed six years as Dean of the College of Fine Arts at the University of Texas at Austin.

Dr. Whitmore earned his B.A. and M.A. in Speech from Washington State University in 1967 and 1968, respectively. In 1974 he earned the Ph.D. in Dramatic Arts from the University of California, Santa Barbara, where he began his research into and wrote his dissertation on the dramatic writings of William Saroyan.

At West Virginia University, Dr. Whitmore served as Chair of the Division of Theater from 1979 to 1983, Assistant to the President from 1983 to 1984, and Interim Dean of the College of Creative Arts from 1984 to 1985. He became Dean of the Faculty of Arts and Letters at the State University of New York at Buffalo in 1985, and moved to Texas in 1990. Dr. Whitmore has directed more than 60 theatrical performances, produced over 50 main stage and 80 second season productions.

Jon Whitmore and his wife Jennifer are the parents of two teenage children. Dr. Whitmore also is active nationally in higher education, including: Chair, Council on Academic Affairs, National Association of State Universities and Land-Grant Colleges (NASULGC) ... 2001-2002

Member, Task Force on the Future of the Humanities, American Association of Universities ... 2001-2003.

College of Fellows of the American Theatre...Initiated as a Fellow April 2004
Member of the Executive Committee of the Big 12 Athletic Conference, 2005-2006

Board of Regents



Robert Black- Chair



Larry Anders



Scott Dueser



Rick Francis



Chad Greenfield



Mark Griffin



Frank Miller



Dan Serna



Windy Sitton



Bob Stafford



Gerald Myers

Director of Athletics

If the Double T of Texas Tech had a face it might look like Gerald Myers.

A student and athlete in the 1950s, a basketball coach in the '70s, '80s and '90s, and an administrator in the new millennium, Myers has spent nearly 50 years at Tech.

Myers took over an athletic department in 1996 that was hit hard by an NCAA investigation. The penalties caused several programs to lose scholarships, post-season berths were put on hold and the university has been getting untracked ever since.

In 2004, Tech was one of only four schools to earn a berth in the NCAA postseason for four major sports — football, men's and women's basketball and baseball. Half of those coaches (Mike Leach and Bob Knight) were hired by Myers. Additionally, Tech was the only school in the country during the 2004-05 academic year to win a bowl game and send both basketball programs to the round of sixteen in the NCAA Tournament.

Football and men's basketball, though, aren't the only sports enjoying success with a coach hired by Myers. Wes Kittley's track and field squad won the men's Big 12 Conference Championship and had a record number of men and women track and field athletes (31) compete at the 2005 Championships.

Tim Siegel guided the men's tennis team to its first NCAA Championships appearance in school history after hosting first- and second-round matches for the first time in 2005.

The men's golf team, led by fifth-year coach Greg Sands, reached the NCAA Championships in 2006, the second time he has done so during his brief tenure. Sands has brought the Raiders to the regional tournament in his other three seasons, including 2005. Additionally, the team's 2002 appearance was the first in 26 years. Stacey Totman, head coach of the women's golf team, led the Lady Raiders to the regional tournament in her first season four years ago, and they made a return trip in 2005.

Leach has guided the Raiders to bowl games in six consecutive seasons and for the first time in school history. Knight guided Tech to its fourth-consecutive season with at least 20 victories in 2005 and Hall of Fame women's basketball coach Marsha Sharp led the Lady Raiders to NCAA appearances in each of Myers' years as athletics director. Upon Sharp's resignation in March, Myers brought in one of the nation's finest young coaching talents in Kristy Curry.

Revenue also has seen a dramatic increase under Myers. The annual operating budget for the Athletics Department has grown from \$9 million in 1996 to \$42 million in 2006.

Tech's increase in revenue under Myers has allowed the university to make renovations to Jones AT&T Stadium as well as build the Marsha Sharp Center for Student-Athletes.

The success of Tech, though, isn't just in wins and losses or dollars and cents. Tech's success is seen arguably where it counts most — the classroom.

While Myers might not directly impact whether a student graduates, his support has led to an increase in Tech's graduation rates.

Before adopting a new policy, which will involve looking at grades more frequently, the NCAA took its graduation rates in six-year intervals. In the year prior to Myers' first year as AD, 44 percent of Tech athletes graduated (freshman scholarship athletes only). In Myers' first year, which included a lot of transfers leaving the university because Tech

was on probation, Tech's number was still higher (56 percent). The student body graduation rate at Tech is 52 percent, meaning athletes are graduating at a higher percentage than the overall student body. The football team's graduation rates for the 2000-01 freshman class ranked Tech among the best in the country (79 percent).

Myers' success at Tech also has led to national recognition and responsibilities. He served on the NCAA golf committee, was a past president of the National Association of Basketball Coaches, and finished a two-appointment on the men's basketball selection committee.

Myers also has been recognized by the All-American Football Foundation, which presented him on Thursday with the Gen. Robert R. Neyland Outstanding Athletic Director Award. The NABC honored Myers at the Final Four in San Antonio with the Metropolitan Award for his contributions to college basketball.

Myers, the winningest men's basketball coach in Texas Tech history, served as Red Raider head basketball coach for 20 years (1971-91). After taking over midway through the 1970-71 season, he posted a 326-261 record and led the Red Raiders to 16 winning records, two conference championships and four NCAA Tournament berths.

Myers also earned three letters as a member of the Texas Tech basketball team from 1956-59. His 86.9 free throw percentage in 1957-58 is still second best on the all-time Texas Tech career charts.

He earned his degree in education from Texas Tech in 1959 and a Master's Degree from Tech in 1965.

A native of Borger, Texas, Myers coached at Lubbock Monterey High School and Houston Baptist before returning to Texas Tech in 1970 as an assistant coach.

Myers is a member of the Texas Tech Athletic Hall of Honor, the Texas High School Basketball Hall of Fame and the Panhandle Sports Hall of Fame.

He and his wife, Carol, have a daughter, Laurie McKee, and two grandsons, Matthew and Connor.

Thanks to Jeff Walker, Lubbock Avalanche-Journal.

Athletic Council

Ryan Worley
President, Student Government Association

Herschel Mann, Chair

Accounting
Rawls College of Business Administration

Eduardo Segarra
Agricultural and Applied Economics
College of Agricultural Sciences & Natural Resources

Melyn Hunt
Lubbock Independent School District

Robert Bradley
Biological Sciences

Larry Gill
Dodge Jones Foundation

Gene Wilde
Range Wildlife and Fisheries

Brian Shannon
School of Law

Aretha Marbley
College of Education

The Honorable Sam Medina
Lubbock Country District Court 237

John Scovell, Jr.
Woodbine Development

Ex-Officio Members

Robert Baker
Faculty Representative to the NCAA
Biological Sciences

Ronald Phillips
President's Office

Jennifer Brashear
Associate Director of Athletics, Compliance

Steve Downing
Associate Director of Athletics

Judi Henry
Associate Director of Athletics

Gerald Myers
Director of Athletics



Administration

Athletic Administration



John Anderson
Associate AD/
Academic Services



Jennifer Brashear
Associate AD/
Compliance



Chris Cook
Assistant AD/
Media Relations



Ken Murray
Sr. Associate AD/
Sports Medicine



Judi Henny
Sr. Associate AD/
SWA



Liz Parke
Assistant AD/
Operations



Ron Damron
Associate AD/
Operations



Steve Downing
Sr. Associate AD/
Internal Affairs



Criquett Lehman
Assistant AD/
Compliance



Marsha Sharp
Associate AD



Dennis Simmons
Assistant AD/
Football Quality Control



Steve Uryasz
Sr. Associate AD/
Red Raider Club



Tim Knight
Assistant AD/
Special Projects



Bobby Gleason
Sr. Associate AD/
CFO



Joe Hornaday
Assistant AD/
Public Relations



Craig Wells
Associate AD/
Chief of Staff



Dave Welsh
Assistant AD/
Ticket Operations

Texas Tech Head Coaches



Mike Leach
Football



Bob Knight
Basketball



Wes Kittley
Track & Field/
Cross Country



Larry Hays
Baseball



Cari Groce
Women's Tennis



Nancy Todd
Volleyball



Neil McGuire
Soccer



Greg Sands
Men's Golf



Tim Siegel
Men's Tennis



Stacey Totman
Women's Golf



Teresa Wilson
Softball



Kristy Curry
Women's Basketball



Red Raider Club

The Red Raider Club is the principal fundraising arm of Texas Tech Athletics. Annual contributions to the Red Raider Club Scholarship Fund directly support more than 250 scholarship student-athletes. These gifts also allow Texas Tech University to build and maintain a first-class athletic program that can compete at the highest levels within the Big 12 Conference and the NCAA.

The Red Raider Club was founded in 1926 as the Matador Club. Its charge was "to support college athletics and to develop close contact between the people of the plains, college students and faculty members in order that all athletic programs may be given the whole-hearted support of everyone." More than 75 years later, with Red Raider Club members stretching across the U.S., that basic mission still applies.



Below is a listing of gifts and endowments to Texas Tech Athletics.

CLIFFORD B. JONES ENDOWED SCHOLARSHIPS

FOOTBALL

PUNTER – JAMES E. SOWELL, Dallas
DEFENSIVE SAFETY – TERRY AND LINDA FULLER, Southlake
DEFENSIVE TACKLE – BRIAN AND CYNTHIA RICHARDS, Lubbock
CENTER – BRYAN C. MILLER, JR. AND MARTHA H. MILLER FOUNDATION, INC.
CORNERBACK – IN MEMORY OF COACH DAVE BROWN
RUSH DEFENSIVE END – KEN AND BETTY LESTER, The Woodlands
QUARTERBACK – JOHN SCOVELL, Dallas

MEN'S BASKETBALL

CENTER – KENT HANCE, Dallas

WOMEN'S BASKETBALL

POINT GUARD – DR. TOM AND NANCY NEAL, Lubbock

MEN'S TRACK AND FIELD

800 METER RUN – R. CLARK PFLUGER, San Angelo

RED RAIDER CLUB LIFETIME ENDOWMENT DONORS

BEN & GERRY ALEXANDER FAMILY, Hobbs, NM
RANDY ANDREWS, Lubbock
ANTHONY MECHANICAL, INC., Lubbock
MIKE & DONNA ARMSTRONG, Lubbock
CHRIS & TERRY AULDS, Plano
ALLEN "CHUFF" BENTON, Lubbock
GARY & LISA BOREN, Lubbock
LOUIS & ELIZABETH BREUER, McKinney
FRANK M. BURKE, JR., Dallas
DR. JANE O. BURNS, Lubbock
KENDALL & BECKY COWAN, Wolfforth
CROFOOT CATTLE COMPANY, Lubbock
NED CREED MEMORIAL, Albuquerque, NM
KENT HANCE, Dallas
IN MEMORY OF GEORGE T. & BEULA M. HATTON, Levelland
VAN HUBBARD, Colleyville
LARRY AND NANCY HUNTER, Westlake
DR. CLIFFORD B. JONES MEMORIAL, Lubbock
MR. & MRS. JAMES W. LACY, Midland
MRS. JUANDELLE LACY-ROBERTS, IN MEMORY OF MR. JAMES W. LACY, Midland
LOYD LANOTTE MEMORIAL, Lubbock
JACK & MABEL MADDOX, Hobbs, NM
McDOUGAL PROPERTIES – DELBERT & CAROLYN McDOUGAL, Lubbock
TERRY McWHORTER, Amarillo
MR. & MRS. J. FRANK MILLER, Dallas
DR. & MRS. ALEX K. MUNSON, Georgetown
DR. TOM & NANCY NEAL, Lubbock
E.J. "JACK" AND CHARLOTTE PARSONS, Lubbock
BEVERLY & JOE PEVEHOUSE, Midland
IN MEMORY OF RAYMOND PFLUGER BY CLARK & CRAIG PFLUGER, San Angelo
RETAIL MERCHANTS, Lubbock

MIKE SIMS, Amarillo
JESS STEPHEN STILES, Lubbock
TAHOKA RED RAIDER CLUB (2), Tahoka
ROBERT J. AND BOBBY JOE WALKER, Lubbock
IN MEMORY OF DIRK WEST, Lubbock

RED RAIDER CLUB LIFETIME MEMBERS

DR. R.G. WICK ALEXANDER & FAMILY, Arlington
CHRIS ALFORD, Houston
AMARILLO RED RAIDER CLUB, Amarillo
C. RALPH BLODGETT, Spearman
PAT & BILL BURFORD, Dallas
VERNA & ALEX COOKE FAMILY, Lubbock
DALLAS RED RAIDER CLUB, Dallas
DALLAS RRC – IN HONOR OF JESS & TREVIA STILES, Dallas
DALLAS RRC – IN HONOR OF T. & PHYLLIS JONES, Dallas
IN MEMORY OF JIM DAY, Houston
R.P. & REX FULLER, Lubbock
DICKY GRIGG, Austin
BERL HUFFMAN MEMORIAL, Lubbock
AUBREY & MARY ANN KEAL, Arlington
ROBERT R. KING, M.D., Lubbock
EULA & CY LAMASTER FAMILY, Tucson, AZ
FANNIE MAE & E.E. LOKEY, Lubbock
LUBBOCK POWER & LIGHT, Lubbock
LUBBOCK RED RAIDER CLUB, Lubbock
MRS. DAN MANNING, Perryton
MIKE & MARTHA McDONALD, Levelland
RONNIE & JUDY McWILLIAMS, Arlington
MIDLAND RED RAIDER CLUB, Midland
IN MEMORY OF W.W. "WINDY" NICKLAUS, Amarillo
A. MACK POGUE, Dallas
EVELYN POPE, Lubbock
WAYNE PRATHER FAMILY, Lubbock
PAUL & DEDE RIDER, Dallas
IN MEMORY OF GARY SLAUGHTER, Odessa
DR. & MRS. KEN TALKINGTON, Arlington
ANNE BURNETT TANDY FOUNDATION, Fort Worth
UNITED SUPERMARKETS – ROBERT SNELL, Lubbock
IN MEMORY OF PRENTICE WALKER, Oklahoma City, Okla.
ELMER & P.J. WILSON, Pampa

ATHLETICS ENDOWMENTS AND DONORS

ALLISON HORN MEMORIAL SCHOLARSHIP ENDOWMENT
ATHLETIC TRAINERS SCHOLARSHIP
PETE W. CAWTHON, Lubbock
EVELYN CLEWELL, Lubbock
JACK "SPIDER" DILLON MEMORIAL
NELL DURHAM WOMEN'S BASKETBALL SCHOLARSHIP
SPIKE DYKES EDUCATION SCHOLARSHIP
LANE & TOBY FOSTER MEMORIAL
EDGAR L. HAWKINS, Lamesa
DR. & MRS. WALLACE I. HESS, Lubbock
MARJORIE CONE KASTMAN, Lubbock
BOB KINCAID MEMORIAL ENDOWMENT
J.T. & BETH KING SCHOLARSHIP
ROBERT M. KNIGHT SCHOLARSHIP

KNIGHTS OF COLUMBUS, Lubbock
NEWMAN LEDBETTER POST-GRADUATE SCHOLARSHIP ENDOWMENT
GEORGE C. LEFTWICH BASKETBALL SCHOLARSHIP
OLGA LOVELESS, Lubbock
JEANNINE McHANEY, Lubbock
JEANNINE McHANEY ATHLETIC SCHOLARSHIP
ROSS E. MITCHELL FUND
AUDREY FARRIS MOREHEAD ENDOWMENT FOR WOMEN'S GOLF
COURTNEY KIMBRELL NOLEN MEMORIAL
GEORGE PHILBRICK MEMORIAL SCHOLARSHIP
WAYNE PRATHER FAMILY EDUCATIONAL FUND
MARSHA SHARP BASKETBALL SCHOLARSHIP
ROGER SMITH, Lubbock
SOUTHERN INDIANA BOOSTERS SCHOLARSHIP
TEXAS TECH MEMORIAL ATHLETIC SCHOLARSHIP
GENE THURMAN MEMORIAL SCHOLARSHIP
SAM WEST MEMORIAL
BRAD WIENKE and BRENDA WIENKE MEMORIAL

MATADOR SOCIETY

The Matador Society recognizes those donors who have included a gift to Texas Tech Foundation, Inc., in their estate plans. The following is a list of Matador Society members, excluding anonymous donors, whose gifts will benefit the Athletics Department:

DONNY ANDERSON, Dallas
DOUGLAS & ANGELA BOREN, Lubbock
GARY O. & LISA D. BOREN, Lubbock
ROBERT W. & HELEN BROYLES, Fort Worth
DR. BRADLEY S. & CHERI COCHRAN, Denver City
JOHNNY COPE, Hobbs, N.M.
JAY & NANCY EAGAN, Lubbock
RAYMOND EAVES, Pilot Point
GARY & SHERRON FISHER, Lubbock
KEN C. FURMAN, San Antonio
ROBERT M. & EDITH I. GARST, Midland
JIM & KATHY GILBREATH, Lubbock
DON A. GRIMES, D.D.S., Lubbock
IVAN & MARTY HALL, Roswell, NM
AL HOOVER, Phoenix, AZ
GARY D. & KAREN S. HUGHES, Lubbock
JOHN R. JONES, La Quinta, CA
LOUIS D. & BELINDA B. JONES, Spring
JAN McAULEY, Lubbock
DON & ETHEL McLEOD, Lubbock
ILAH MERRIMAN, Dallas
BRYAN C. MILLER, JR. & MARTHA H. "SISSY" MILLER, Brenham
GEORGE C. MILLER ESTATE, Lubbock
MR. & MRS. N. DAVID MOORE, Fort Worth
HELEN & RANDALL MORRIS, Houston
DR. ALEX K. & PATTI J. MUNSON, Georgetown
TIM & MELISSA PRIDMORE, Lubbock
MICKEY L. RAY, Midland
DAVID & PAULA SEIM, Lubbock
LARRY & CINDY SELIGMANN, Houston
G. CHRISTOPHER & SUSAN E. SNEAD, Lubbock
DR. & MRS. KEN TALKINGTON, Arlington
J. PATRICK WALSH, JR., Kerrville
HIRUM E. (GENE) & ELOISE WEST, Lubbock
LARRY C. & GAY WOOD, Austin



NCAA Compliance

Recruiting at the Division I level is a never-ending process. Our coaches are in some phase of recruiting the entire year, year after year. NCAA member schools formulate rules for recruiting, and coaches must recruit within the regulations set forth in the NCAA manual. Our fans, who are considered to be representatives of Texas Tech's athletic interests, also are subject to NCAA restrictions involving the recruitment of prospective student-athletes. The following information is presented in an effort to make you aware of those restrictions, and we appreciate your cooperation in helping us maintain the integrity of our athletics program.

The NCAA Rules and You

Compliance with NCAA rules is of the highest priority for our athletics program and institution. As a member of the NCAA, Texas Tech University is responsible for the actions of its boosters and fans. Even the best-intentioned action on your part may be a violation of NCAA rules. Please contact the Texas Tech Compliance Office if you have any questions regarding what is permissible. We encourage our boosters and fans to "Ask Before You Act." Inquiries should be directed to Jennifer Brashear, Senior Associate Athletic Director.

Representatives of Athletic Interests

A "representative of Texas Tech's athletic interests," or booster, is anyone who:

- Has ever participated in or is currently a member of the various department support groups;
- Has purchased season tickets;
- Has made a donation to the athletics program;
- Has helped arrange summer and/or vacation employment for student-athletes or provided benefits to student-athletes; or
- Has been involved, in any way, in the promotion of Texas Tech's athletic program.

Recruiting

Only coaches and athletic department staff may be involved in the recruiting process. Boosters are prohibited from contacting a prospective student-athlete or members of his/her family by telephone, letter, or in person for the purpose of encouraging participation in athletics at Texas Tech University. This prohibition remains in effect after the prospect signs a national letter-of-intent (scholarship offer).

Prospective Student-Athlete

A prospective student-athlete is a person who has started classes for the ninth grade, regardless of his/her athletic ability.

Extra Benefits

Prospective and current student-athletes may not receive extra benefits. An extra benefit is any special arrangements by an institutional employee or representative of the institution's athletic interests to provide a student-athlete or his/her family a benefit not authorized by NCAA legislation. Extra benefits would include, but are not limited to:

- Cash or loans in any amount;
- Co-signing or arranging a loan;
- Gifts or free services (such as airline ticket, restaurant meal, etc.);
- Use of an automobile;
- Rent-free or reduced-cost housing;
- Money for, or a guarantee of, bail or bond;
- Employment of a student-athlete at a rate higher than the wages paid for similar work; and
- Payment to a student-athlete for work not performed.

Your commitment to helping Texas Tech University comply with the letter and spirit of the rules of the NCAA and the Big 12 Conference is greatly appreciated.

Thank you for your support and for helping Texas Tech win the right way!



(L to R) Criquett, Keri, Chris, Jessica, Jennifer

Staff

Jennifer Brashear, Associate Athletics Director/Compliance
Criquett Lehman, Assistant Athletics Director/Compliance
Keri Boyce, Eligibility Compliance Coordinator
Chris Corder, Recruiting Compliance Coordinator
Jessica Chavez, Administrative Assistant

Compliance Office

Texas Tech University
Box 43021
Lubbock, TX 79409
Phone: (806) 742-3355
E-mail: jennifer.brashear@ttu.edu

For more information visit our website at texastech.com.

The mission of Athletic Compliance is to provide a comprehensive compliance and monitoring program that promotes knowledge of and adherence to NCAA, Big 12 Conference and institutional rules and regulations among members of the athletics department, Texas Tech personnel and members of the athletics community, thereby reducing infractions that otherwise may occur.

“ Recruiting at the Division I level is a never-ending process. Our coaches are in some phase of recruiting the entire year, year after year. NCAA member schools formulate rules for recruiting, and coaches must recruit within the regulations set forth in the NCAA manual. Our fans, who are considered to be representatives of Texas Tech's athletic interests, also are subject to NCAA restrictions involving the recruitment of prospective student-athletes. The following information is presented in an effort to make you aware of those restrictions, and we appreciate your cooperation in helping us maintain the integrity of our athletics program. ”

– Mike Leach, Texas Tech Head Football Coach





PRESIDENT'S SELECT

Officers:
Leslie Brockman - President • Leann Gilbert - Vice President for Athletics Recruitment
Doug McDonald - Vice President for Admissions Events • Jessica Cargle - Secretary

President's Select is a group of approximately 100 Texas Tech students chosen specifically to aid The Visitors Center, the Office of Admissions, the President's Office, and the Athletics Department in the recruitment of new students and athletes and the fostering of relationships with all university publics.

President's Select responsibilities include:

- Conducting all campus tours and hosting visitors in The Visitors Center
- Serving as ambassadors to the Athletic Department by conducting tours and special events for potential athletes
- Helping with on-campus recruitment events such as University Days and top scholar recruitment events

- Representing Texas Tech University at local area college fairs
- Hosting guests of the President's Office at sporting events at Jones SBC Stadium and the United Spirit Arena
- Serving as student ambassadors at events hosted on and off campus by the President's Office and the Office of Admissions.

President's Select conducts a membership drive each spring. Current Texas Tech students who have at least 24 credit hours are eligible to apply. Application to President's Select is a three-step process.

Prospective members must:

- Fill out the President's Select application that is available in The Visitors Center, the Office of Admissions and the President's Office during the spring membership drive.
- Attend an orientation mixer that includes

- answering questions from a panel of current President's Select members
- Interview individually with President's Select officers and advisors.

****Applications will be available in February****
New President's Select members participate in a thorough training process during the remainder of the spring semester to prepare them for their duties in the fall.

Membership in President's Select affords many benefits including early registration for classes and participation incentives like Texas Tech shirts and accessories and opportunities to attend concerts and other special events at the United Spirit Arena.

For more information about President's Select, please contact The Visitors Center by phone at 806-742-1299, or by email at kelly.terril@ttu.edu.



TEXAS TECH

Texas Tech University prides itself on being a major comprehensive research university that retains the sense of a smaller liberal arts institution although enrollment approaches 29,000. Texas Tech students boast of one-on-one interactions with top faculty and an environment that stresses student accomplishment above all else.

Founded in 1923, Texas Tech is located in the South Plains of West Texas. It carries the distinction of being the largest comprehensive higher education institution in the western two-thirds of the state of Texas, and serves a region that is larger than 46 of the nation's 50 states.



An Environment for Discovery

Texas Tech is the only campus in the state that is home to a major university, law school and medical school. Students benefit from this by being offered degree programs that combine the assets of these outstanding institutions. Students pursue joint degrees in medicine and business, law and public administration, civil engineering and architecture, and a variety of other programs made possible by the combination of colleges and schools on the campus.

In addition, Texas Tech is a leader in providing students opportunities to participate in undergraduate research. Undergraduate students work side-by-side with renowned faculty researchers and their work is published in major academic journals and presented at conferences around the world.

Undergraduate researchers have explored in vitro fertilization procedures, insecticide toxicity and the role of the brain in the function of the heart. They have also examined voting behaviors, wind engineering, the history of art and topics in literature and the humanities.

Texas Tech receives more money than any other Texas institution for the prestigious Howard Hughes Medical Institute. It also leads the state in the number of Goldwater Scholarships awarded in the last seven years.

The true testament of a university is its graduates. Texas Tech ex-students have been governors of three states, flown space missions, won Olympic Gold Medals, served as ambassadors to foreign countries, acted on Broadway stages, performed in operas, won Pulitzer Prizes, been educators at prestigious

universities and even performed heart surgery on prominent late night television hosts. In addition, they head some of the world's largest businesses and some of the country's most successful small firms.

Texas Tech students come from every county in Texas, all 50 states and more than 100 foreign countries. The university offers 150 undergraduate degree programs through eight academic colleges. It also offers more than 100 master's degree programs and more than 50 doctoral programs.

As you begin your course of study, you will find choices that allow you to personalize your education, and resources that support your goals. Our greatest resource, and the heart of Texas Tech, is our faculty. Dedicated to teaching and with a true commitment to academic excellence, our faculty members encourage students to become partners in the learning process. Texas Tech professors prepare students not only for a career, but for a life of learning and leadership.

Honored in their own fields and published in prestigious journals, Texas Tech's faculty is widely recognized for its scholarly research. Undergraduate students have the opportunity to become directly involved in the research projects of a faculty mentor, and may attend regional, national and international scientific meetings to present their findings, or publish in scientific journals.

Students at Texas Tech have the opportunity to build relationships with mentors across a wide range of disciplines, who encourage curiosity and instill an enthusiasm for discovery.

Football Grad Rates among Nation's Best – Again

Program earns distinction for sixth-consecutive year.

Texas Tech's football program boasted an 80 percent graduation rate for the 2000-01 freshman class, marking the sixth-consecutive year the program has been recognized by the American Football Coaches Association.

With the AFCA standard graduation rate at 70 percent, Texas Tech was one of four Big 12 Conference football programs acknowledged by the organization – Baylor, Iowa State and Nebraska are the other three.



ACADEMIC EXCELLENCE



Senior cornerback Antonio Huffman represented Texas Tech at the NCAA Leadership Conference and was one of 352 student-athletes selected to participate out of 1,319 total nominations.

79 percent graduation rate, ranked in the American Football Coaches Association top 25 each of the last five years.

Nine players will take the field this year with degrees in hand and will be pursuing master's degrees.

The CHAMPS program within the academic services area was one of four programs nationally awarded the Division Program of **Excellence Award in 2005**. The CHAMPS program provides student-athletes with a formal educational and training program to assist in their "total personal development".



John Anderson
Director of Student Services



Darren Fort
Football Advisor



If you are looking for a university that is diverse in its background, strong academically and athletically and is rich in tradition, then Texas Tech is the place for you.

Texas Tech University is becoming a major institution in national research and its graduates continue to make their marks in all areas including business, politics, law, entertainment and sports just to name a few. The student body at Texas Tech numbers nearly 30,000 and provides numerous services for students, faculty staff and the Lubbock community.

Socially the university is made up of one of the largest greek systems in the state and totals hundreds of various student organizations that are tailored to its diverse student body.


When you become a Red Raider, your are a Red Raider for life.

As the old saying goes..."Texan By Birth, Red Raider By The Grace Of God."



CAMPUS LIFE





"Texas Tech means a sense of community to me. The first I came here I was a little nervous, but everyone was so friendly and willing to help that it wasn't long before I felt at home."

Katie Myers - College of Engineering

"The friends that I have met, the real life experiences that I have had in the residence halls and living off-campus are things that no one else can teach you. You just have to learn those on your own."

Jessica Andrews - School of Art

"Texas Tech is a school where they like to take people who have potential and use that potential to build great individuals."

Michael Callahan - College of Business Administration

"Everyone is different at Texas Tech. Everyone comes from different towns, from large cities, small cities, out of state, but we all unite under the same umbrella. We are all Red Raiders, and we all carry that sense of pride with us."

Cynthia Baker - College of Architecture



In Memory of Richard Husband
Commander, Space Shuttle Columbia

TOP ALUMNI

Tech Grads Make it Big



Pat Green Edward Whitacre, Jr.

Leaders of Business and Industry

Edward Whitacre, Jr. is chair and CEO of AT&T Communications, parent of Southwestern bell, Pacific Telesis and SNET. Regarded as one of the most powerful people in the telecommunications industry. He has worked for the company continuously since his undergraduate days at Texas Tech.

E. Richard Brooks is president, chair and CEO of Central and South West Corporation, a large utility corporation based in Dallas. Brooks also serves on the Texas Tech Board of Regents

W.I. Pittman serves on the leadership team of Xerox Corporation as Vice President for Marketing Business Process.

Jerry Morgensen is president and CEO of international defense construction contractor Hensel Phelps Corporation.

Jerry Rawls is president and CEO of Finisar.

Other Texas Tech graduates who have served as chairs or CEO's of major corporations include **James E. "Rocky" Johnson** with GTE, **Robert Palmer** with Digital Equipment, **William Snyder** with GEICO. **William Helton** with Southwestern Public Service, and **Judy Sims** with Software Spectrum.

Outstanding Artists

Terry Cook, **Bruce Ford**, and **Mary Jane Johnson** all studied music at Texas Tech before starring with major opera companies around the world. Cook sings with the Metropolitan Opera. Ford starred as Othello in London in 2000, and Johnson is featured in a PBS special also starring Luciano Pavarotti.

David Gaschen sang the lead in "Phantom of the Opera" in Germany for several years before returning to the United States to make his Broadway debut in the cast of Phantom.

Dennis Copeland is a two-time Pulitzer Prize winner for photography.

Scott Pelley is a national news anchor for CBS News and an anchor for "60 Minutes II."

Colby Donaldson became famous on the hit CBS show "Survivor." Donaldson was the second place winner in the "Australian Outback" edition of the show and is a 1996 Tech grad.

George Eads currently plays on the CBS drama CSI and was recently tabbed by People Magazine as one of the Top-50 Eligible Bachelors in America.

Outstanding Scientists

Three Texas Tech graduates have become NASA astronauts and flown in space. Medical school graduate and former regent **Bernard Harris** was the first African-American to walk in space. Other Red Raider astronauts are **Major Richard Lockhart** and the late **Major Richard Husband**.

Outstanding Athletes

Sheryl Swoopes, member of the 1993 Lady Raider NCAA Women's Championship Basketball team and gold medal winning USA women's basketball team, was the first female athlete to have an athletic shoe marketed under her name. She was the top vote-getter on the first WNBA all-star team and recently became the highest paid female athlete in history and plays for the Houston Comets.

Zach Thomas, defensive star of the Miami Dolphins



Sheryl Swoopes



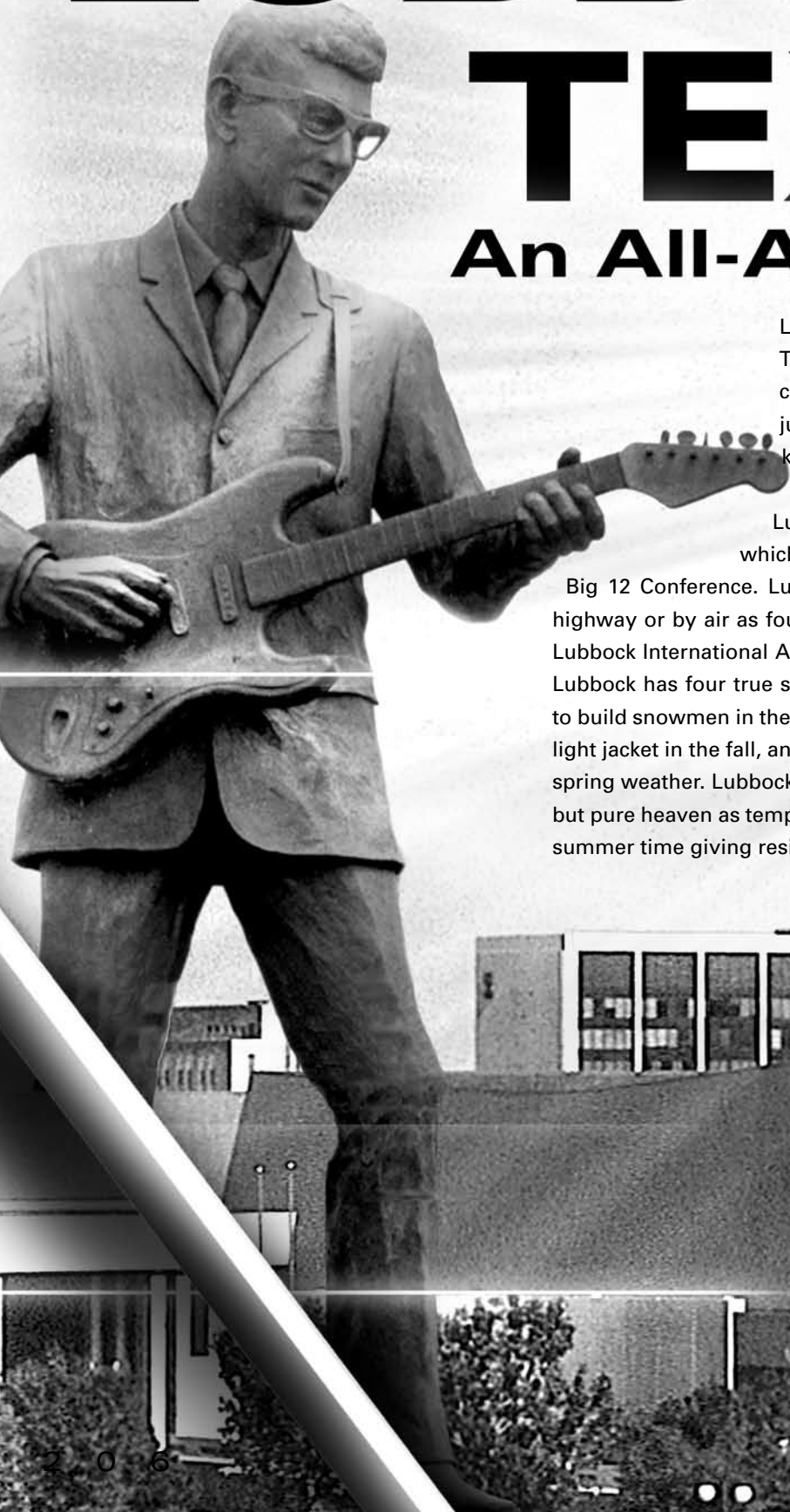
George Eads

LUBBOCK, TEXAS

An All-American City

Lubbock, Texas is home to many things—Texas Tech University, the world's largest cotton region, multimillion dollar industry just to name a few. But what you may not know may surprise you.

Lubbock has a population of 210,000 people which makes the city the second largest in the Big 12 Conference. Lubbock is easily accessible by either the highway or by air as four major airlines offer daily jet service to Lubbock International Airport. Unlike many other cities in Texas, Lubbock has four true seasons, so don't be surprised to be able to build snowmen in the winter, need a fan in the summer, wear a light jacket in the fall, and plant your favorite flowers in the warm spring weather. Lubbock at night has been referred to as nothing but pure heaven as temperatures drop into the 70's at night in the summer time giving residents a break from the summer heat.







Plenty to do in Lubbock

There is plenty to keep you busy in Lubbock as the city boasts the largest single story mall in the State of Texas (South Plains Mall), literally hundreds of the most popular restaurants, two 16-plus screen movie theaters, bowling alleys, an omni-max theater, museums, lakes, parks and many other activities.

So why don't y'all come over for dinner and then stay a few days and see why Lubbock is truly an All-American city.





Lubbock has long been a place for music as some of the most famous names in the music industry have their roots in and around the city. The city is known all across the globe as being the home of Buddy Holly, one of the most successful rock and roll artists of our time

The Depot District, located on Buddy Holly Avenue in downtown Lubbock, offers numerous restaurants, bars and dance clubs that feature various types of musical entertainment.

The United Spirit Arena serves as host to some of the biggest names in the music business as the arena stages numerous concerts each year.

Lubbock NIGHTLIFE



The Concert Capital

The 15,050 seat United Spirit Arena has served as host to some of the biggest names in music since opening in 1999:

- | | |
|-----------------|------------------|
| Elton John | James Taylor |
| Creed | Chicago |
| Pearl Jam | George Strait |
| KISS | Cher |
| Alan Jackson | Michael W. Smith |
| Matchbox Twenty | Shania Twain |
| Rod Stewart | Jessica Simpson |
| The Eagles | Kenny Chesney |
| Britney Spears | |

Music Artists from Lubbock

The Lubbock area is also home to some of the most famous names in music. All of these artists call Lubbock or one of the surrounding communities home:

- Buddy Holly,
legendary Rock 'n Roll artist
- Natalie Maines,
lead singer for The Dixie Chicks
- Richie McDonald,
lead singer for Lonestar
- Tanya Tucker,
country music singer
- Mac Davis,
country music singer
- Joe Ely,
Rock'n Roll artist