


# History



## In This Section

Purdue Basketball Timeline	96-101
Purdue In The Big Ten	102-103
The 1932 Boilermakers	104
John Wooden	105
Ward Lambert	106
Glenn Robinson	107
Gene Keady	108-109
Homes Of Purdue Basketball	110-111
Basketball Hall Of Fame	112

Indiana Basketball Hall Of Fame	113
Boilermakers In The NBA	114-115
All-America Selections	116-117
Consensus All-America Selections	118-119
All-Big Ten Selections	120
Purdue's Top-10 Matchups	121
Purdue's Most Memorable Games	122-123
All-Time Head Coaches	124-125
All-Time Roster	126-128

All-Time Managers	129
Team Award Recipients	130-131
Purdue In The NCAA Tournament	132-133
NCAA Tournament Highlights	134-137
Big Ten Championships	138
Purdue In The NIT	139
Purdue In The AP Poll	140
Purdue Vs. Ranked Opponents	141-142
All-Time Player Statistics	143-156

# Purdue Basketball Timeline



1896

Coached by F. Homer Curtis, Purdue played its first ever basketball game. The game was held at the "Old Gym" in West Lafayette, where the Boilermakers defeated the Lafayette YMCA 34-19.



1911-12 Boilermakers

1901

Purdue enjoyed its first-undefeated season. The Boilermakers, under head coach Alpha Jamison, went 12-0 with two victories over Indiana and Wabash. The Old Gold and Black never allowed more than 19 points in a game and recorded a season high of 77 points in one game.


1906

Purdue, under the direction of head coach C.B. Jamison, went 4-7 overall.

More significantly, it marked the inaugural season for basketball in the Big Ten. The Boilermakers went 3-6 and finished sixth in the conference.

1910

Center Dave Charters was the first Boilermaker named to the All-America team. He garnered the honor a year later as well, as he led Purdue to a 12-4 record and its first Big Ten Championship. Charters also was a two-time All-Big Ten selection.



Charles "Stretch" Murphy and coach Ward "Piggy" Lambert

1903

The Boilermakers, under head coach C.I. Freeman, went undefeated for the second time in their history. Freeman, who coached the Boilermakers for only one year, led Purdue to an 8-0 record, including a 17-13 win over Indiana in the final game of the season in Bloomington.

Upon the conclusion of the season, the University recognized the popularity of the sport and made basketball part of the Purdue Athletic Association.

1908

Guard Cliff Lewis became the first Boilermaker to earn All-Big Ten honors.

1910

The 1909-10 season was full of changes for Purdue. A new coach, Ralph Jones, took over the reins of the program.

The Boilermakers also had a new home, as Memorial Gymnasium opened on the Purdue campus.

1911

Coach Ralph Jones' philosophy of utilizing long passes paid off as the Boilermakers won their first Big Ten Championship. Purdue and Minnesota tied for the league crown with 8-4 conference records.

1912

The Boilermakers enjoyed their last undefeated season to date and bid farewell to head coach Ralph Jones, who left West Lafayette to become head coach at Illinois. Purdue went 12-0 and tied Wisconsin for

the Big Ten championship. Purdue's closest game of the season was a 31-22 victory over Chicago.

1917

Ward "Piggy" Lambert was named head coach of the Boilermakers. Lambert possessed a positive, low-key approach off the court but had a frenetic presence on the sidelines. Lambert remained on the Boilermaker bench for the next 28 1/2 years. He earned the nickname "Piggy" after childhood friends accused him of hogging the ball on offense.



Memorial Gymnasium




1927-28 Boilermakers



Ward "Piggy" Lambert




# Purdue Basketball Timeline



John Wooden



Purdue at old Lafayette Jefferson gym.



Paul Hoffman

**1922**

Head coach Ward Lambert led the Boilermakers to their first outright Big Ten championship.

Purdue went 8-1 in conference play and 15-3 overall. The only conference defeat of the season was a 28-29 loss to Illinois in Champaign.

**1928**

The Boilermakers finished the 1927-28 season with a 15-2 record and tied for another Big Ten championship. Purdue was led by All-America sophomore Charles "Stretch" Murphy. Murphy stood 6-foot-6 and dominated Purdue opponents the next three seasons.

**1930**

In one of the most successful seasons in Purdue history, the Boilermakers went undefeated in conference action and won their seventh Big Ten championship.

Charles "Stretch" Murphy was named to the All-America team for the third time, along with sophomore teammate John Wooden. Purdue's closest Big Ten contest was a thrilling 27-25 overtime win at Ohio State. The only two losses came when Wooden was out of the lineup due to a leg injury he sustained in a car accident.

"I certainly don't want people to misinterpret this, but I've been told that our 1929-30 team would have gone undefeated had I not injured my leg in December," said Wooden.

**1932**

Perhaps the greatest season in Purdue basketball history, the 1931-32 season saw the Boilermakers go 17-1 and win the national championship. In the days before the NCAA named a national champion, titles were determined by the media.

Led by senior All-America guard John Wooden, practically every newspaper in the country named Purdue national champions. Wooden averaged an amazing 12.1 points per game his senior campaign and earned national player of the year honors.

"Our '32 team had great balance," said Wooden. "We were very experienced because we had almost everyone back from the year before."

**1935**

After the Christmas holiday, the Boilermakers headed to the Big Apple to face New York University in Madison Square Garden.

Over 18,000 people, the largest crowd to ever see a basketball game at the time, watched the Boilermakers battle NYU until the end. Purdue battled to the wire but fell to the Violets, 43-41.

**1937**

On Dec. 12, 1937, Purdue opened its new fieldhouse. The Boilermakers defeated Indiana State 68-18 in the first game played in

the building that eventually would be named after legendary Boilermaker coach Ward Lambert. Tickets for the first contest were 75 cents.

**1940**

Purdue claimed its 13th Big Ten championship during the 1939-40 season. For head coach Ward Lambert, it was his 11th Big Ten title in 23 years as head coach.

**1945**

Purdue won its 500th game in school history with a 51-45 win over Louisville in West Lafayette.


It was the second win over the Cardinals in four games. The Boilermakers also won the game in Louisville 55-51.



Purdue at Northwestern in 1932



Coach Ward Lambert instructs the 1933-34 starting five.



Ernie Hall

**1946**

An era came to an end on Jan. 23, 1946, as Ward Lambert resigned as basketball coach.

"I deeply regret giving up my long association with Purdue basketball, but after extended service in a strenuous game, I am anxious to be relieved of the nervous strain and mental punishment that accompanies a head coach."

Lambert, whose career record was 371-152, retired as the Big Ten's all-time leader in wins and conference championships.

The same year, Lambert's prize pupil, John Wooden, returned to campus. As coach of Indiana State, the former Boilermaker lost to his alma mater in 1946 and 1947.

**1947**

On Feb. 24, 1947, two students were killed and 166 people were taken to hospi-

tals after bleachers seating 3,400 students collapsed in Purdue Fieldhouse during Purdue's game against Wisconsin.

**1947**


Center Paul Hoffman was named first-team All-Big Ten for his fourth straight season. To this day, he is the only Boilermaker to accomplish that feat. He earned All-America honors for three straight seasons.

**1947**

Boilermakers Paul Hoffman and Ed Ehlers were the first Boilermakers ever taken in the NBA Draft. Ehlers is taken by the Boston Celtics and Hoffman is selected by Baltimore.

**1950**

Purdue hired coach Ray Eddy. A former teammate of John Wooden and player under Ward Lambert, Eddy



In 1955, Purdue played Minnesota to six overtimes in Lambert Fieldhouse before losing 59-56.

placed a great deal of emphasis on academics, as well as achievements on the court.

**1951**

On Dec. 1, 1951, Ernie Hall became the first African-American and junior college transfer to wear a Purdue uniform. He scored four points in a 67-51 loss to Kansas State.

**1955**

In one of the most memorable games in Purdue bas-

ketball history, the Boilermakers battled Minnesota through six overtimes before falling 59-56. The Boilermakers used a stall technique for most of the game and shot only 32 percent from the floor.

**1959**

In a return back to West Lafayette, former player John Wooden led the UCLA Bruins at Purdue on Dec. 18, 1959.

The Boilermakers, behind the clutch play of junior guard Dick Mitchell, defeated the Bruins 75-74.

**1961**

Purdue, which finished the season with a perfect 11-0 record in Purdue Fieldhouse, knocked off Michigan State 85-74 behind Terry Dischinger's 52 points.

The mark broke the Big Ten's previous single-game scoring record of 48 points set by Ohio State's Jerry Lucas.




(From left to right): Guy "Red" Mackey, Terry Dischinger and Ray Eddy



# Purdue Basketball Timeline

## Purdue Milestone Victories

Number	Date	Score	Opponent	Location
100	Feb. 24, 1911	24-12	Minnesota	Minneapolis, Minn.
200	Feb. 10, 1923	26-21	Ohio State	Columbus, Ohio
300	Feb. 28, 1931	33-28	Minnesota	West Lafayette, Ind.
400	Dec. 20, 1937	55-41	Loyola-Chicago	Chicago, Ill.
500	Dec. 19, 1945	51-45	Louisville	West Lafayette, Ind.
600	Jan. 14, 1956	66-62	Michigan State	East Lansing, Mich.
700	March 4, 1963	94-93	Michigan State	East Lansing, Mich.
800	Feb. 14, 1970	83-49	Illinois	West Lafayette, Ind.
900	Feb. 14, 1976	98-73	Ohio State	West Lafayette, Ind.
1000	Jan. 22, 1981	55-50	Northwestern	West Lafayette, Ind.
1100	Dec. 23, 1985	71-56	DePaul	West Lafayette, Ind.
1200	Feb. 17, 1990	62-55	Wisconsin	West Lafayette, Ind.
1300	Jan. 28, 1995	65-62	Penn State	University Park, Pa.
1400	Feb. 13, 1999	63-56	Illinois	Champaign, Ill.
1500	Feb. 16, 2005	66-63	Iowa	West Lafayette, Ind.



The 1968-69 Boilermakers

### 1964

In one of the highest-scoring affairs in Purdue basketball history, the Boilermakers defeated Notre Dame 112-103 in South Bend. Dave Schellhase scored 43 points in the win.

### 1965

George King was hired as the new coach. King, who represented a new breed of coaches, brought with him from West Virginia an up-tempo style of play.

### 1966

Dave Schellhase scored a Big Ten single-game record 57 points in a loss to Michigan.

### 1966

Dave Schellhase became the first Boilermaker selected as an Academic All-American.

### 1967

On Dec. 2, 1967, the first game was played in Purdue Arena. The Boilermakers lost a thriller to UCLA, 73-71.

### 1969

On March 8, 1969, the Boilermakers set a school record for points in a game when they scored 120 against rival Indiana. The 120-76 win was the final game of the regular season.


### 1969

Purdue, for the first time in 29 years, won the Big Ten championship with a 13-1 conference record.


The Boilermakers, at 23-5, received a bid to the NCAA Tournament, advancing to the championship game against UCLA. The Bruins defeated the Boilermakers 92-72.

### 1970

Following the 1969-70 season, Rick Mount was a first-team All-America selection. It was the second year in a row that Mount received the honor.



Rick Mount





1969 Final Four Program



Rick Mount's jumper with four seconds left against Marquette sent the Boilermakers to the 1969 Final Four.

# Purdue Basketball Timeline



**1972**

Head coach George King stepped down to replace Guy Mackey as the athletics director. Fred Schaus was hired as the new coach.

**1974**

After finishing the season 17-9, the Boilermakers accepted a bid to the National Invitation Tournament.

Purdue headed to New York and defeated North Carolina, Hawaii, Jacksonville and Utah to win the 1974 NIT.

**1977**

A national television audience got its first glimpse of Joe Barry Carroll. The 7-foot-2 center came off the bench in an 86-76 win over Indiana.

In just 20 minutes of action, Carroll scored 12 points, had six rebounds and blocked three shots.

**1978**

Lee Rose was hired as the Boilermakers' new coach. A change in styles followed, as Rose used a slowed-down, controlled system that differed from the fast-pace style of Schaus.

**1979**

In Lee Rose's second year as head coach, the Boilermakers tied for the Big Ten championship and received a bid to the NCAA Tournament.

After wins over La Salle and St. John's, Purdue headed to Lexington, Ky., and knocked off Indiana and Duke to earn a trip to the Final Four.

The Boilermakers lost a hard-fought battle to UCLA in the semifinals, but defeated Iowa in the consolation game in Indianapolis.

**1980**

A few months after leading the Boilermakers to the NCAA Final Four, All-America center Joe Barry Carroll was selected as the No. 1 pick in the NBA Draft. He was chosen by the Golden State Warriors.

**1980**

A new era of Purdue basketball began on April 11, 1980, as Gene Keady was hired as the new Boilermaker coach.

**1981**

Purdue won its 1,000th game with a 55-50 win over Northwestern on Jan. 22, 1980.

**1984**


Under Gene Keady's guidance, the Boilermakers won the Big Ten championship after going 15-3 in conference action.

Making the title even more impressive was the fact that Purdue was picked to finish last in the conference by the media.


**1987**

The Boilermakers went 25-5 during the 1986-87 season and tied for the Big Ten championship.

During the fourth week of the season, the Boilermakers were ranked second in the nation, their highest ranking ever.



Fred Schaus led Purdue to the 1974 NIT Championship.



1974 NIT Program



Lee Rose celebrates a trip to the 1980 Final Four.



# Purdue Basketball Timeline

The 1987-88 starting five consisted of (left to right) Todd Mitchell, Everette Stephens, Melvin McCants, Troy Lewis and Kip Jones.

**1988**

Gene Keady, whose team was ranked second in the preseason polls, won the Big Ten championship and finished with a 29-4 record. It was Keady's first outright league title and the most wins by a Purdue team in a single season.

**1992**

Glenn Robinson played his first game at Purdue. Nicknamed "Big Dog", Robinson led the Boilermakers to an 18-10 record and a trip to the NCAA Tournament.


**1994**

Purdue won its second outright and third Big Ten championship under head coach Gene Keady.

The Boilermakers tied a school record with 29 wins and advanced to the Elite Eight of the NCAA Tournament.

**1994**

National College Player of the Year Glenn Robinson was selected as the first pick in



Glenn  
"Big Dog"  
Robinson



the NBA Draft by the Milwaukee Bucks. He was the second Purdue player to be chosen No. 1 in the NBA Draft.

**1995**

After starting conference play 1-2, the Boilermakers won their second consecutive Big Ten championship and finished 25-7.

**1995**

The Boilermakers set a Big Ten record by winning a 20th Big Ten championship.

**1996**

Purdue became the second team in Big Ten history to win three-consecutive outright Big Ten championships.

The title was the 21st Big Ten championship for

Purdue and its sixth under Keady.

The Boilermakers went 26-6, helping Keady earn his fifth national coach-of-the-year award.

**1997**

Coach Gene Keady became Purdue's all-time winningest coach with an 87-69 win at Louisville on Dec. 6, 1997.

**2000**

The Boilermakers reached the Elite Eight for the second time under head coach Gene Keady.

Led by fan favorite Brian Cardinal, Purdue finished the season 24-10 and came up four points short of advancing to the Final Four in a West Regional Final loss to Wisconsin.



Purdue celebrates the 1996 Big Ten championship.



Gene Keady and Big Ten Commissioner Jim Delany after the Boilermakers clinched the 1995 Big Ten Championship.

**2002**

Head coach Gene Keady earned his 500th win as a collegiate coach, ranking him among the top 50 coaches in NCAA Division I history.

The milestone win was an 80-73 victory over Illinois-Chicago.

**2004**

On April 9, 2004, Purdue named Matt Painter as associate head coach for the 2004-05 season. He replaced Gene Keady following the year, becoming Purdue's 18th head men's basketball coach.

**2005**

Gene Keady coaches his final game in Mackey Arena on Feb. 26 in front of a packed house. His last game is on March 10, in the first round of the Big Ten Tournament in Chicago.

**2005**

On April 1, 2005, Matt Painter officially becomes Purdue's head coach.

**2007**

Matt Painter leads the Boilermakers to a 22-12 record and back into the NCAA Tournament. Along the way, the Boilermakers win a school-record 16 home games and tie for fourth in the Big Ten.



Gene Keady won six Big Ten titles in his 25 years at Purdue.

**F**rom its first Big Ten championship in 1911 through the decade of the 1990s, Purdue has been a force in the Big Ten Conference.

Entering its 102nd season in the Big Ten, Purdue has won a league-best 21 Big Ten championships, won more than 820 conference games, and is the only team with a series tie or advantage against every other Big Ten opponent.

In what might be considered the golden era of Purdue basketball, the Boilermakers won three-straight outright Big Ten championships from 1994 to 1996. Ohio State (1960 to 1962) is the only other team to claim three-consecutive outright crowns.

When the Boilermaker men's and women's teams won Big Ten titles in 1994 and 1995, they did something no conference school had ever accomplished. They successfully defended two conference basketball championships simultaneously. Purdue is ahead of Ohio State in overall Big Ten basketball championships. Purdue has won 28 titles (Purdue has 21 men's and seven women's titles; OSU has 19 men's and 10 women's).

The Old Gold and Black first won the Big Ten men's conference championship in 1911, and the career of one of the league's most successful coaches, Ward "Piggy" Lambert, began in 1917. Lambert went on to win 371 games as the Boilermaker boss in 28 1/2 seasons until his retirement in 1946.

One of the nation's first big men was Charles "Stretch" Murphy, who stood over 6-foot-6 and made three straight All-America teams from 1928 to 1930.



*The 1933-34 Boilermakers, led by head coach Ward Lambert, captured the Big Ten championship.*

## All-Time Big Ten Standings <sup>^</sup>

School	Won	Lost	Pct.	First Year in Big Ten	Years	Games
Illinois	843	599	.585	1905	101	1,442
<b>Purdue</b>	<b>822</b>	<b>603</b>	<b>.577</b>	<b>1905</b>	<b>102</b>	<b>1,425</b>
Indiana	827	558	.597	1905	100	1,391
Ohio State	706	648	.521	1912	95	1,354
Michigan	782	622	.557	1917	92	1,306
Iowa	684	665	.507	1908	95	1,349
Wisconsin	661	779	.459	1905	102	1,440
Minnesota	608	728	.455	1905	94	1,347
Michigan State	491	423	.537	1959	56	914
Northwestern	443	958	.316	1908	99	1,398
Chicago	168	296	.362	1905	42	464
Penn State	74	176	.296	1993	15	250

<sup>^</sup> Standings provided by the Big Ten Conference Office and are from 1905 as member of the Big Ten in conference games only

Those years also saw the start of the John Wooden era. Wooden, who went on to coaching fame at UCLA in the 1960s and 1970s, was a three-time All-American in the early 1930s, and led Purdue to the mythical national championship in 1932.

Center Terry Dischinger tipped off a golden four decades of Purdue hoops with three consecutive All-America seasons from 1960 to 1962. "Disch" became the first Boilermaker to win three Big Ten scoring championships, and starred on the gold medal-winning U.S. Olympic team. Guard Bob Orrill, a 1961 graduate, exemplified Purdue's academic tradition, winning a Rhodes Scholarship.

The mid-1960s featured two-time All-American Dave Schellhase, a forward who led the NCAA in scoring with a 32.5 average in 1966. George King, who later would serve as Purdue's athletics director from 1971 to 1992,

became head coach in 1965, and quickly led the Boilermakers into the nation's basketball elite.

Guard Rick Mount electrified Purdue crowds with his long-range shooting and high-scoring exploits. He averaged 32.3 points over three seasons, including a still-standing Big Ten-record 39.4 standard in league games in 1970. The two-time All-American won three Big Ten scoring crowns and set conference records for most points in a career (2,323) and in a single game (61 against Iowa in 1970).

More importantly, the Boilermakers won the conference title in 1969 (their first since 1940) and qualified for their first-ever NCAA Tournament. They advanced all the way to the championship game before losing to UCLA, led by Lew Alcindor (later Kareem Abdul-Jabbar).


The 1970s featured an NIT team championship in 1974 (when the NCAA Tournament invited only 25 teams). The end of that decade also saw Purdue place second in the 1979 NIT and advance to the NCAA Final Four in 1980. The leader of those clubs was 7-foot-2 center Joe Barry Carroll, a 1980 All-American who won the conference scoring crown as a junior. He went on to be the No. 1 selection in the 1980 NBA Draft.

Gene Keady was named Purdue's head coach on April 11, 1980. In 25 years on the Purdue sideline, he built a total program based on more than just winning. Integrity, honesty, consistency, loyalty and honor are words that described Keady and the Purdue basketball family.

Keady knew how to win, but it wasn't his only source of motivation. The winningest head coach in school history, Keady posted a 512-270 record, and .655 winning percentage. He passed Lambert, who won 371 games from 1916 to 1945, as the winningest coach in history by defeating Louisville on Dec. 6, 1997. Keady's teams won six Big Ten championships, recorded 14, 20-win seasons, made postseason tournament



# Purdue In The Big Ten



Purdue became the second team in Big Ten history to win three consecutive outright Big Ten titles after winning the league crown in 1994, 1995 and 1996.

appearances in 22 of 25 years, including 17 NCAA Tournaments, and averaged 21.0 wins per season.

During the Keady era, the Boilermakers were just as successful in the classroom. Keady's Boilermakers were selected Academic All-Big Ten 41 times, and Academic All-America seven times (Brian Walker, 1981; Keith Edmonson, 1982; Steve Reid, 1983 and 1984; Craig Riley, 1992; and Carson Cunningham, 2000 and 2001).

The honors, though, don't end in the classroom, as Boilermaker players have been highly decorated for their on-court performance. Considered by many the most talented player in Purdue history, Glenn Robinson was named the consensus national player of the year in 1993-94. The "Big Dog" led the nation in scoring average (30.3) and set a Purdue and Big Ten single-season scoring record (1,030 points). Overall, Keady-coached players earned All-America status three times and first team All-Big Ten 16 times. Thirteen of Keady's players were NBA draftees and three were named Big Ten MVP (Robinson, 1994; Stephen Scheffler, 1990; and Jim Rowinski, 1984).

Considered one of the best coaches of all-time, Keady was selected as national coach of the year eight times in six different seasons. Keady was recognized as the Big Ten Coach of the Year seven times, more than anyone else in league history.

Keady also ranks high among Big Ten coaches all-time. He is the second-winningest coach in Big Ten history in league games with 265 victories. Purdue owned the best league record in the 1990s (126-68, .649).

The decade of the 1980s was one of the most celebrated in Purdue history, and the principal figure behind the success was Keady. The Boilermakers won or shared three Big Ten

championships, earned berths in the NCAA Tournament on seven occasions between 1981 and 1989, had eight NBA draftees and spent 66 weeks in the AP top 20 poll.

A string of six straight 20-plus, win campaigns began in 1982-83. En route, the Boilermakers won Big Ten co-championships in 1983-84 and 1986-87, and an outright crown in 1987-88. Purdue fashioned one of its best seasons ever in 1987-88, going 29-4 and establishing a school record for wins. That came on the heels of

the 1986-87 season, when the Boilermakers went 25-5.

In the 1990s, Purdue's record was even more impressive. The Boilermakers won three consecutive outright Big Ten Championships from 1994 to 1996, and compiled a 276-139 (.665) overall record.

Purdue has participated in the NCAA Tournament in 12 of the last 18 years, including eight straight from 1993 to 2000. In Keady's 25 years at Purdue, the Boilermakers won six Big Ten titles, placed second three times and finished in the upper division of the league 18 times.

Purdue had 21 winning seasons in 25 years, and finished in the top 10 of the final AP poll six times under Keady: 1984 (10th); 1987 (7th); 1988 (3rd); 1990 (10th); 1994 (3rd) and 1996 (4th). In 1998 and 1995, Purdue finished 11th and 12th, respectively, in the AP poll. In 2000, the Boilermakers finished 15th in the coaches poll.

Two of Keady's teams hold the record for most wins in a season with 29. The 1987-88 squad posted a 29-4 record, while the 1993-94 Boilermakers went 29-5. The 1987-88 (16-2), 1994-95 (15-3), 1995-96 (15-3), and the 1993-94 squads (14-4) won the league title outright.

Keady also represented Purdue well in United States Basketball. In the summer of 2000, he was an assistant coach for the U.S. Olympic Team, which won the gold medal.

On April 1, 2005, Matt Painter officially became head coach after serving as Keady's associate head coach during the 2004-05 season.

In 2006-07, Painter led the Boilermakers back to the NCAA Tournament, a fourth-place finish in the Big Ten and set a record with 16 wins in Mackey Arena.

## All-Time Big Ten Championships

School	Titles	Last Year Won
<b>Purdue</b>	<b>21</b>	<b>1996</b>
Indiana	20	2002
Ohio State	19	2007
Illinois	17	2005
Wisconsin	16	2003
Michigan	12	1986
Michigan State	10	2001
Minnesota	9	1997
Iowa	8	1979
Chicago	6	1924
Northwestern	2	1933

## Purdue All-Time Big Ten Series Records

School	All-Time Record <sup>^</sup>
Illinois	86-81
Indiana	107-83
Iowa	76-70
Michigan	77-60
Michigan State	60-42
Minnesota	91-78
Northwestern	115-41
Ohio State	78-78
Penn State	18-9
Wisconsin	98-62

<sup>^</sup> Includes results of all games, whether or not a member of the Big Ten at the time of competition.

## All-Time Big Ten Coaching Victories

Coach	School	Victories
Bob Knight	Indiana	353
<b>Gene Keady</b>	<b>Purdue</b>	<b>265</b>
<b>Ward Lambert</b>	<b>Purdue</b>	<b>228</b>
Lou Henson	Illinois	214
Branch McCracken	Indiana	210
Jud Heathcoate	Michigan State	182
Harry Combes	Illinois	174
Walter Meanwell	Wisconsin	158
Fred Taylor	Ohio State	158
Harold Olsen	Ohio State	154

## All-Time Big Ten Consensus All-America Selections

School	All-America Selections
<b>Purdue</b>	<b>16</b>
Indiana	14
Ohio State	10
Illinois	6
Michigan	5
Northwestern	4
Michigan State	3
Minnesota	3
Wisconsin	3
Iowa	2

# The 1932 Boilermakers



**A**lthough the Boilermakers lead the Big Ten in titles and by several other measures, only once has the Old Gold and Black finished a season atop the national rankings.

The year was 1932, when the Boilermakers went 17-1.

In those days, the Associated Press didn't rank teams and the first NCAA-sanctioned postseason tournament wasn't held until 1939. Instead, from 1901 to 1938 a panel of experts called together by the Helms Athletic Foundation voted on the national champion at the conclusion of the basketball season.

The triumph of 1932 followed years of outstanding basketball at West Lafayette, highlighted by an undefeated conference season in 1929-30 and conference championships in 1926, 1928 and 1930.

The national championship year also coincided with the senior season of Johnny Wooden, a guard and team co-captain from Martinsville, Ind. Wooden had been named an All-American in each of his years of playing varsity basketball. In 1932, he was named player of the year by the All-America Board of Basketball.

The only blemish that banner year was a 28-21 loss to Illinois on the road. Not coincidentally, the Boilermakers were without the services of a healthy Wooden.

In those days of the Great Depression, players piled into cars and headed for away venues. On that January in 1932 as the Boilermakers prepared to head west, Wooden jumped in Ward Lambert's car. The senior co-captain liked to ride along with his mentor and had become a bit



*The 1932 Boilermakers were named national champions by the Helms Athletic Foundation.*

of a coach on the playing floor. During the trip, Lambert's car hit a patch of ice and overturned, shattering the windows. Wooden's hand was cut by the glass and, although he played, the eventual league scoring champ was not himself. Illinois prevailed 28-21.

The loss to Illinois was followed by a string of 11 victories, including a 34-19 decision over Illinois at West Lafayette.

The eventual champions went out in style. On the final night of Western Conference play, Purdue defeated conference foe Chicago, 53 to 18 at Memorial Gymnasium on campus. Besides outscoring the entire opposing team by 3, Wooden's

point total also secured him the Western Conference scoring title, which had been held since 1930 by Indiana center Branch McCracken.

Wooden was far from a one-man show. Senior co-captain Harry Kellar is credited with hitting an open Wooden and running the fast break to perfection. Center Ralph Parmenter and forward Ray Eddy used Lambert's pressing defense, quick passing and fast breaks to wear down opponents and claim the mythical national championship of 1932.


## 1931-32 Results (17-1)

*Coach: Ward Lambert*

*Captains: John Wooden, Harry Kellar*

*Lineup: Eddy (f), Kellar (f), Stewart and Fehring (c), Wooden (g), Parmenter (g)*

Dec. 12	W	52-23	Washington (Mo.)	St. Louis, Mo.
Dec. 15	W	32-24	Notre Dame	South Bend, Ind.
Dec. 18	W	41-23	Pittsburgh	W. Lafayette, Ind.
Dec. 29	W	51-21	Montana St.	W. Lafayette, Ind.
Dec. 31	W	51-26	Monmouth	W. Lafayette, Ind.
Jan. 4	W	49-30	Indiana	W. Lafayette, Ind.
Jan. 9	L	21-28	Illinois	Champaign, Ill.
Jan. 11	W	38-22	Wisconsin	W. Lafayette, Ind.
Feb. 3	W	26-23	Marquette	W. Lafayette, Ind.
Feb. 8	W	38-33	Ohio State	Columbus, Ohio
Feb. 13	W	40-27	Chicago	Chicago, Ill.
Feb. 15	W	43-26	Ohio State	W. Lafayette, Ind.
Feb. 20	W	48-33	Northwestern	W. Lafayette, Ind.
Feb. 22	W	42-29	Indiana	Bloomington, Ind.
Feb. 27	W	28-21	Wisconsin	Madison, Wis.
Feb. 29	W	34-19	Illinois	W. Lafayette, Ind.
Mar. 5	W	31-17	Northwestern	Evanston, Ill.
Mar. 7	W	53-18	Chicago	W. Lafayette, Ind.



*(Left to Right) Harry Kellar, John Wooden and Ward Lambert.*

**M**uch is known about John Wooden, whose coaching success at UCLA is unlikely to ever be bested or even threatened. Not only a master tactician, but a man of impeccable moral character, he is part philosopher, part motivator and 100 percent Boilermaker.

His "Pyramid of Success" is perhaps as well known as the long list of All-Americans he coached at UCLA. He is a basketball institution.

What is not so well known is that this Martinsville, Ind., native excelled on the hardwood at the old Memorial Gymnasium, led a national championship team as a player in 1932, and credits his years playing for Ward Lambert with laying the foundation for his future success.

"Lambert was a great psychologist, accomplishing more with words than any coach I've ever known," Wooden told his biographer for the 1972 book "They Call Me Coach." He continued on in a similar vein about Lambert's ability to motivate with words: "I think it is one of my attributes that can definitely be traced to him. He was not one for team meetings; I'm not either."

One of just two individuals enshrined in the Basketball Hall of Fame as player and coach, Wooden rose from humble beginnings. In 1918, he took up the game that would later rename the national collegiate player of the year for him. His ball was a wad of his mother's stockings, his hoop a tomato basket his father nailed to the barn wall.

At Martinsville High School, Wooden led his team to the state championship in 1927 and runner-up finishes in 1926 and 1928. He was a three-time all-state selection.

A three-time All-America selection at Purdue, Wooden established a new scoring standard with an unheard-of 12.1 points per game his senior season. In his last game as a Boilermaker, he equaled his own single-game record with 21 points in a 53-18 victory over Chicago. He excelled off the court as well. During the first semester of his senior year in 1932, his grade point average stood 19<sup>th</sup> in a student body that numbered 4,675.

Following his collegiate playing days, he went on to play semi-professional basketball and then coached high school basketball in Kentucky and South Bend, Ind.

Wooden entered the collegiate coaching ranks in 1946 as basketball and football coach as well as athletics director at Indiana State. After two successful seasons in Terre Haute, the offers poured in and he narrowed his next move to either UCLA or Minnesota. Although he was all set to take the coaching job at Minnesota, a snowstorm kept his would-be boss from making the phone call to offer the job. Instead, the offer came via telephone from Westwood first. Wooden accepted, thinking Minnesota had lost interest. When the frantic call came in later that evening from the Minnesota athletics director, Wooden informed him it was too late.



*Wooden was named national player of the year in 1932.*

Thus Purdue was spared the agony of playing conference games against arguably the best coach ever to pace the hardwood.

At UCLA, he amassed a 620-147 record. The Bruins notched four 30-0 seasons under Wooden, as well as these records that still stand: 88 consecutive victories, 38 straight NCAA Tournament wins, 19 PAC-10 championships and 10 national championships.

This master of the game is as humble and unassuming as he is successful. He quickly credits others with inspiring ideas that are identified with his UCLA teams.

Lambert leads the list of those who came before Wooden who molded him, according to his 1972 biography: "From a technician's viewpoint, Coach Lambert has had the greatest influence on my career, both from the viewpoint of playing as well as coaching."

Outside Purdue basketball circles, Lambert's name will never be mentioned with that of John Wooden. But Wooden himself tells repeatedly of the early exposure to ideas that worked that he later employed as a coach: "In the past few years, following our great success at UCLA, I have overheard people say that I originated the pressing defense. Not at all. I played the press at Purdue under Lambert."



*John Wooden (far right) and the Boilermakers against Northwestern, Feb. 20, 1932.*



**T**hough standing just 5-foot-6, Ward "Piggy" Lambert is one of the largest figures in Purdue basketball history.

Born in Deadwood, S.D., in 1888, Lambert spent his boyhood days on the basketball court of the YMCA after his family moved to Crawfordsville, Ind. Always a student of the game, he learned by watching the Wabash College and Crawfordsville YMCA and high school teams.

Lambert played high school ball at Crawfordsville for Ralph Jones, though he never cracked the starting lineup due to his diminutive stature. However, as a sophomore at Wabash College, again under the tutelage of Jones, later a Purdue coach, he was given the opportunity to start and went on to lead the team in scoring for the season.

Although he never seriously considered a coaching profession while in college, Lambert was forced to take a teaching position in Lebanon, Ind., due to financial difficulties in 1911. To accompany his teaching responsibilities, he became the high school's basketball coach. Four years later, Lambert would become the 10th head coach at Purdue.

In 1916-17, his first season at Purdue, Lambert directed the Boilermakers to an 11-3 record, the first winning season for Purdue in four years. With the outbreak of World War I, Lambert served in the Army from 1917 to 1918, forcing him to vacate his seat on the bench.

Lambert returned to the Purdue campus for the 1918-19 season and suffered through a 6-8 campaign. The losing record would be one of only three the coach would have in over 28-plus years at the helm in West Lafayette, and the only one until the 1942-43 season.

In 1922, Purdue won its first undisputed Big Ten title, posting a 15-3 record. It was Lambert's second league crown in just five years as the school's head coach. He would go on to direct the Boilermakers to 11 Big Ten titles during his tenure, including three in a row from 1934 to 1936.

As a rule, Lambert had forged his early Purdue teams around shorter, quicker players and relied on the fast break. He believed that if the team could score 10 points each game on fast breaks, the rest of the contest would take care of itself. That rule was challenged in the 1927-28 season.

Lambert found one of the earliest dominating big men in basketball, forming his team around 6-foot-6 Charles "Stretch" Murphy. Purdue won a share of the league championship that season, and the legend of Boilermaker basketball grew swiftly across the country.

Interest in Lambert's team had grown to the point that, for four games in 1929, Purdue played its home games in Lafayette Jefferson High School's new gymnasium rather than the on-campus Memorial Gym, which was half the size.

In 1930, Lambert directed Purdue to an undefeated conference season, marking the first time the Boilermakers won a Big Ten title with an unblemished record. All-Americans Murphy and John Wooden, a sophomore, helped Purdue win all 10 of its Big Ten games, becoming only the second team in school history to that point to unsathed in league play.

Two years later, Lambert secured his place in Purdue history when he directed the Boilermak-

ers to a 17-1 season and the national championship. Purdue dominated its opposition in 1932, winning its 17 games by an average of more than 16 points. Wooden was named national player of the year, a Boilermaker honor that would be equaled 62 years later by Glenn Robinson.

In the span of the next eight seasons, Lambert's Boilermakers won five Big Ten championships.

Purdue vaulted to the top of the Big Ten again in 1934, and stayed atop the league for three consecutive seasons. During the 1934, 1935 and 1936 seasons, Lambert directed the Boilermakers to a 30-6 conference record, 50-10 overall.

Lambert led Purdue to its 10th Big Ten title in 1938, posting a mark of 18-2 overall and 10-2 in the league. Two years later, the Boilermakers would again win the Big Ten crown, the final title under Lambert.

In 28-plus seasons in direction of Purdue basketball, Lambert mentored 16 All-Americans and 31 first team All-Big Ten selections.

Lambert compiled a career record of 371-152, a .709 winning percentage. His 228 wins in Big Ten play have been bested by only Indiana's Bob Knight (353 in 29 years) and current Purdue head coach Gene Keady (255 in 23 years).

In 1960, two years after his death, Lambert was enshrined in the Naismith Memorial Basketball Hall of Fame. As part of the Hall's second class, Lambert is one of only seven coaches in the history of the Big Ten to be enshrined.



**I**n only two seasons on the basketball court, Glenn Robinson dominated the competition like no other athlete in Purdue history.

Nicknamed "Big Dog," Robinson came to Purdue from Gary, Ind., where he was accustomed to dominating on the basketball court. During his four years at Gary Roosevelt High School, Robinson guided his team to a 73-7 record. In his senior season, he was named Indiana Mr. Basketball and led his team to the state championship. As a senior, he averaged 25.6 points, 14.6 rebounds and 3.8 blocks per game. He set a school record with 1,710 points in his career with the Panthers.

After sitting out his freshman season, Robinson exploded onto the college basketball scene as a sophomore. In his first season, Robinson led the Big Ten in scoring with 25.5 points per game. He recorded 13 double-doubles and was named second-team All-America. He scored in double figures in 27 of 28 games and averaged 9.2 rebounds, 1.2 blocks and 2.0 steals per outing.

The Boilermakers advanced to the 1993 NCAA Tournament and finished the season 18-10.

Robinson returned with a fiery determination for his junior campaign. The Boilermakers traveled to Europe in the summer of 1993. While overseas, he led the Boilermakers in scoring, averaging 28.4 points and 10.2 rebounds per game.

The Boilermakers began the 1993-94 campaign on a mission. The Old Gold and Black be-

gan the season by winning the Great Alaska Shootout, and Robinson was named MVP. That tournament set the tone as Robinson and the Boilermakers won all 12 of their non-conference games. In the Big Ten opener at Northwestern, Robinson knocked down a 10-foot baseline jumper with eight seconds remaining to give the Boilermakers a one-point win. The Boilermakers 14-0 start to the season is the best in school history.

"Glenn is a man playing among boys out there," says Lefty Driesell, who coached James Madison, when Purdue defeated the Dukes 98-74 in 1994. "He plays at another level and is totally dominant."

Coaches and media agreed that Robinson was a special player.


"Glenn possesses all the things that coaches can't teach — the great athletic ability, the running, the jumping and all the natural instincts," said ABC and ESPN analyst Dick Vitale during the 1994 season. "He's a truly special player that can absolutely dominate a game."

Robinson led the Boilermakers throughout the Big Ten season. On March 6, 1994, the Boilermakers visited Ann Arbor, Mich., to face the Wolverines, who had a half-game lead in the conference race. The Boilermakers trailed by one with six seconds remaining when Robinson hit a running jumper at the buzzer to stun the crowd at Crisler Arena and give the Boilermakers a 95-94 victory and a half-game lead to win the Big Ten race.

In a regular season-ending win over Illinois in Mackey Arena, Robinson scored a career-high 49 points, and Purdue clinched its 19th Big Ten championship with a 14-4 conference record.

The Boilermakers earned the third spot in the AP Poll and a No. 1 seed in the 1994 NCAA Tournament. Robinson led the Boilermakers to the Sweet 16 of the tournament and a matchup with Kansas in Knoxville, Tenn. Robinson scored 44 points and collected seven rebounds against the Jayhawks, leading Purdue to an 83-78 win and a trip to the Elite Eight.

In just two years, Robinson had accomplished nearly everything a single player could achieve in college basketball. He was named the 1994 consensus national player of the year and



*Robinson with the many trophies he and the Boilermakers earned during the 1994 season.*


earned First Team All-America honors. Robinson was the Big Ten's player of the year and led the country in scoring with 30.3 points per game. Perhaps the most prized award of the year came when Robinson was named the recipient of the John Wooden Award, given to the country's top player and named after 1932 Purdue graduate John Wooden. Robinson was the first Purdue player to earn the honor since Wooden himself had been named national player of the year in 1932.

In merely two seasons, Robinson etched his name in Purdue record books. Still the only player in the Big Ten to score over 1,000 points in a single season, Robinson ranks eighth all time in scoring in Purdue history with 1,706 points. He is the only Boilermaker to record at least 1,000 career points, 500 rebounds, 100 steals, 100 assists and 50 blocked shots in a career.

"Glenn was the easiest player to coach that ever played for me," said coach Gene Keady. "He enjoyed practices and loved to compete. He was a dream to have as a player."

In the summer of 1994, Robinson was selected as the No. 1 pick by the Milwaukee Bucks in the NBA draft. Robinson played for the Bucks for eight seasons. Twice an All-Star, Robinson averaged more than 20 points and six rebounds a game. Never forgetting his early years, Robinson donated 50 tickets to youth groups from Milwaukee and Gary during each Bucks home game.

In the 2005, Robinson won a world championship with the San Antonio Spurs.



*Purdue's two national player of the year honorees, Glenn Robinson and John Wooden.*

**W**hen Gene Keady first came to West Lafayette in the spring of 1980, no one could have anticipated him accomplishing so much during his tenure at Purdue. However, after 25 years of running up and down the sidelines and perfecting his famous scowl, Gene Keady's name has become synonymous with Boilermaker basketball. He forever will be known as one of the greatest to ever coach the game.

Many would say that coaching 25 years in NCAA Division I basketball is an accomplishment within itself. However, it often is overlooked that Keady spent 22 years making his way up the coaching ranks before coming to Purdue. He achieved success at all levels of the game, something that is rarely seen in coaching today.

"He has coached on all levels: he coached high school, then junior college, then was a college assistant, and I think that is what our coaches really appreciate," said former coaching assistant to Keady and current Illinois head coach Bruce Weber. "He has done it with all levels of talent, and he hasn't stepped on anyone along the way. I appreciate coaches like him."

Keady began his coaching career at Beloit High School in Kansas in 1958 after a brief stint in the NFL playing for the Pittsburgh Steelers. After compiling a 102-47 record in six seasons as head coach of Beloit High, Keady made his way to Hutchinson (Kan.) Junior College, where he would prove himself ready to coach Division I basketball.

Under Keady, Hutchinson won six league titles and qualified for six national tournaments, including a second-place showing and 29-4 overall record in 1972-73. He was named junior college coach of the year in Region Six three consecutive times (1971, 1972, 1973), and is enshrined in the National Junior College Basketball Hall of Fame as a player and coach.

Keady left Hutchinson in 1974 for an as-

sistant coaching position at Arkansas under a living legend, Eddie Sutton. As Sutton's assistant, Keady worked tirelessly recruiting nationally renowned prospects and contributed in molding one of the finest programs in the nation.

Keady's time under Sutton prepared him for his first head coaching position in Division I basketball at Western Kentucky, his final stop before reaching West Lafayette.

While becoming a prominent leader in two years at Western Kentucky, Keady caught the eye of onlookers at Purdue as he led the Hilltoppers to a 38-19 record, a share of the Ohio Valley Conference championship title in 1979, and a bid to the NCAA Tournament.

Keady was named Purdue's 17<sup>th</sup> head coach on April 11, 1980, embarking on his illustrious career at the helm of Boilermaker basketball. His would be the second-longest men's basketball coaching tenure in school history, second only to Ward Lambert's 28 ½ seasons.

Keady came to Purdue during a period where coaches such as Bob Knight, Jud Heathcote, Lou Henson and Lute Olson led the Big Ten. He was left with big shoes to fill after previous head coach Lee Rose led the Boilermakers to a Big Ten title and a Final Four appearance in the two previous seasons.

Almost instantly becoming one of the Big Ten's most respected coaches, Keady led the Boilermakers to a Big Ten championship in his



*Keady with the many trophies he and the Boilermakers earned during his 25 years with the Boilermakers.*

fourth season. Along with his first conference title, Keady was named Big Ten coach of the year and national coach of the year for the first time in his career.

Keady went on to win three Big Ten titles and appear in eight NCAA Tournaments in his first decade at Purdue. During that period, Keady would go on to be named Big Ten coach of the year three times and national coach of the year twice.

One of Keady's most memorable accomplishments at Purdue came in the mid-90s when the Boilermakers won three consecutive conference titles. From 1994 to 1996, the Boilermakers ruled the Big Ten and Keady was honored as the league's coach of the year each of those seasons. He also received national coach of the year honors all three seasons.



*On February 26, 2005, a packed Mackey Arena paid tribute to Keady following his final home game. Fans displayed placards which read "Thanks Coach" as Keady addressed the crowd.*



By the end of his career, Keady led the Boilermakers to 14 20-win seasons, including six seasons with 25 or more wins. He left Purdue as the school's all-time-winningest coach with a record of 512-270 (.655). His conference record of 265-169 (.611) ranks him second in wins in Big Ten history.

Keady led the Boilermakers to 22 postseason berths (17 NCAA Tournaments). Purdue's best performances in the Big Dance were a couple of appearances in the Elite Eight in 1994 and 2000. He led the Boilermakers to the Sweet 16 in 1988, 1989 and 1999.

Keady was named Big Ten coach of the year a record seven times — tying Bob Knight — and national coach of the year six times, second only to Duke's Mike Krzyzewski.

With all these accolades and accomplishments under his belt, you might think that there was not much more Keady could have done as coach. However he did just as much for his players off the court as he coached them on it.

To Keady, basketball was more than just a game he coached; basketball was a lesson he used to teach his players how to succeed in school as well as in life.

"Graduating, becoming a good person, and having the right morals were far more important to coach than any award or accolade," said former Boilermaker and current NBA player Brian Cardinal. "He constantly put our own personal life goals ahead of his athletic goals."

Nearly 90 percent of Keady's seniors who stayed at Purdue for four seasons graduated. During his tenure, Boilermakers were selected Academic All-Big Ten 35 times, and earned

Academic All-American honors seven times.

Along with being a mentor to his players throughout his career, Keady also played a prominent role in United States Basketball.

As the head coach of various USA Basketball teams, Keady racked up a record of 22-2 in four different tournaments from 1979 to 1991. He led Team USA to two gold medals: one in 1979 at the National Sports Festival, and another in 1989 at the World University Games. Keady also grabbed the silver medal in 1985 at the R. Williams Jones Cup and the bronze at the 1991 Pan-American Games.

Throughout his prestigious career and still today, Keady continues to be a major player in the development of college basketball. He is a member and former president of the National Association of Basketball Coaches (NABC) and remains one of the leading spokesmen on issues surrounding college basketball.

Keady is known to give back to the game of basketball whenever he gets the chance. He performs charity work, makes numerous speaking appearances every year, and is overly accommodating to fans and news media.

In his 25 years at Purdue, Keady did it all, from coaching champions to graduating students. The toughness he showed on the court and the way he continues to represent basketball today exemplifies what his profession is all about.

## Keady's Career Record

Year	W	L	Pct.	Postseason
<b>Head Coach, Western Kentucky</b>				
1978-79	17	11	.607	--
1979-80	21	8	.724	NCAA (1st Rd.)
<b>Totals</b>	<b>38</b>	<b>19</b>	<b>.667</b>	

## Head Coach, Purdue

Year	W	L	Pct.	Postseason
1980-81	21	11	.656	NIT (3rd)
1981-82	18	14	.565	NIT (Runner-Up)
1982-83	21	9	.700	NCAA (2nd Rd.)
1983-84	22	7	.759	NCAA (1st Rd.)
1984-85	20	9	.690	NCAA (1st Rd.)
1985-86	22	10	.688	NCAA (1st Rd.)
1986-87	25	5	.833	NCAA (2nd Rd.)
1987-88	29	4	.879	NCAA (Sweet 16)
1988-89	15	16	.484	--
1989-90	22	8	.733	NCAA (2nd Rd.)
1990-91	17	12	.586	NCAA (1st Rd.)
1991-92	18	15	.545	NIT (Final Eight)
1992-93	18	10	.642	NCAA (1st Rd.)
1993-94	29	5	.853	NCAA (Elite Eight)
1994-95	25	7	.781	NCAA (2nd Rd.)
1995-96	26	6	.813	NCAA (2nd Rd.)
1996-97	18	12	.600	NCAA (2nd Rd.)
1997-98	28	8	.778	NCAA (Sweet 16)
1998-99	21	13	.618	NCAA (Sweet 16)
1999-00	24	10	.706	NCAA (Elite Eight)
2000-01	17	15	.531	NIT (Final Eight)
2001-02	13	18	.419	--
2002-03	19	11	.633	NCAA (2nd Rd.)
2003-04	17	14	.586	NIT (First Round)
2004-05	7	21	.250	--
<b>Totals</b>	<b>512</b>	<b>270</b>	<b>.655</b>	
<b>Career</b>	<b>550</b>	<b>289</b>	<b>.656</b>	

## Keady's Career Big Ten Record

### Purdue

Year	W	L	Pct.	Big Ten Finish
1980-81	10	8	.556	4th
1981-82	11	7	.611	5th
1982-83	11	7	.611	Tied-2nd
1983-84	15	3	.833	Tied-1st
1984-85	11	7	.611	Tied-3rd
1985-86	11	7	.611	Tied-4th
1986-87	15	3	.833	Tied-1st
1987-88	16	2	.889	1st
1988-89	8	10	.444	Tied-6th
1989-90	13	5	.722	2nd
1990-91	9	9	.500	Tied-5th
1991-92	8	10	.444	Tied-6th
1992-93	9	9	.500	Tied-5th
1993-94	14	4	.778	1st
1994-95	15	3	.833	1st
1995-96	15	3	.833	1st
1996-97	12	6	.667	2nd
1997-98	12	4	.750	3rd
1998-99	7	9	.438	7th
1999-00	12	4	.750	2nd
2000-01	6	10	.375	8th
2001-02	5	11	.313	Tied-8th
2002-03	10	6	.625	T-3rd
2003-04	7	9	.438	T-7th
2004-05	3	13	.188	10th
<b>Totals</b>	<b>262</b>	<b>156</b>	<b>.627</b>	

## Gene Keady's Coaching Honors

### Halls of Fame

- National Junior College Basketball Hall of Fame (as both a player and coach)
- Kansas Hall of Fame (coach)
- Indiana Basketball Hall of Fame (Silver Anniversary Award Winner)
- 2004 Basketball Hall of Fame Finalist

### Big Ten Coach of the Year *(seven times – league record)*

- 1984 (Big Ten champs), 1988 (Big Ten champs), 1990, 1994 (Big Ten champs), 1995 (Big Ten champs), 1996 (Big Ten champs) and 2000 (Big Ten runners-up)

### National Coach of the Year *(six seasons)*

- 1984 by the United States Basketball Writers Association (USBWA), CBS Sports, Chevrolet Scholarship Program, Hoop Scoop and Iowa Rebounders Club
- 1988 by NBC Sports
- 1994 by National Association of Basketball Coaches (NABC)
- 1995 by Chevrolet/CBS Sports
- 1996 by Chevrolet/CBS Sports, The Associated Press (AP), United Press International (UPI), *College Sports Magazine*, *Basketball Weekly*, recipient of the Henry Iba Award (selected by the USBWA)
- 2000 by National Association of Basketball Coaches (NABC)

# Homes Of Purdue Basketball



**T**he game developed by James Naismith was a scant five years old when the Boilermakers took up basketball. In a 50-by-100 building known since 1873 as the Military Hall and Gymnasium, the Boilermakers went to work. Purdue first tipped off on Jan. 23, 1897, against a select team from the Lafayette YMCA. The final result was 34-19 in favor of Purdue.

Several years would pass before basketball caught on again at West Lafayette. The humble "Old Gym" afforded little spectator space, and it was the site of all intramural and intercollegiate competition.

A year after the first intercollegiate game was played at West Lafayette, this blurb appeared in the *Purdue Exponent* student newspaper: "On account of the large number taking part in the



*In the horse-and-buggy days when basketball first was played at Purdue, the Military Hall and Gymnasium (far right) was the site of games. Of these 1890s-era buildings, only University Hall, completed in 1877, remains.*

gymnasium exercises every Friday evening, it has been necessary to abandon basketball for the rest of the year."

By 1901, basketball was back at Purdue, although the diminutive former drill hall really couldn't hold it.

Basketball burst upon the scene at Purdue, as at other institutions, as wholly unfamiliar. As late as 1901, a reporter for the *Lafayette Daily Courier* chose this odd description of the Boilermakers' 38-7 win: "Though the score was one-sided, it proved an interesting game, especially when some of the players would run against the crowd or smash in among empty chairs or apparatus."

In 1907, Purdue home games were played in the Coliseum at the corner of 6<sup>th</sup> and Alabama streets in downtown Lafayette. Soon basketball would move

back to campus, however.

Beginning in the 1890s, students and staff had agitated for a new gymnasium on campus. In 1903, a horrific accident offered a rallying point for those who sought better facilities for exercise and competition. A Purdue "football special" train on the way to Indianapolis for the 1903 Purdue-Indiana game collided with stray railroad cars on the outskirts of the city. Students and football players were injured by the score; 17 lost their lives.

On Memorial Day 1909, Memorial Gymnasium was dedicated to the memory of the victims of the 1903 tragedy. It became the new on-campus home of Purdue basketball. Construction of Memorial Gymnasium – originally conceived as a student union as well as athletics center – taxed the wherewithal of the campus and Lafayette community. Even so, its 2,000-spectator capacity was inadequate to hold growing basketball crowds. Memorial Gymnasium also was the new home of all sports on campus, which at that time consisted of football, basketball, baseball, and track and field.

According to the 1910 *Debris* yearbook, the running track suspended above the playing floor was needed for overflow crowds: "The Memorial Gymnasium, with a seating capacity of approximately 2,000, has been crowded to the doors, with two or three hundred standing on the track at all Big Eight games." The Big Eight was an earlier name of the conference now known as the Big Ten.

The Boilermakers played their first game in the new Memorial Gymnasium on Jan. 8, 1910. Purdue prevailed, 55-14.



*Memorial Gymnasium, built in 1909 in memory of those killed in a 1903 train wreck, was home of Purdue basketball until 1934.*



*Old Lafayette Jefferson High School became the Boilermakers' temporary home court for four games in 1929 and again from 1934 to 1937.*



# Homes Of Purdue Basketball

Memorial Gymnasium was located alongside Stuart Field, named for Charles Stuart, president of the Purdue Board of Trustees. Baseball and football were played there, and track and field meets were staged on the expanse now occupied by the Elliott Hall of Music. Although the old Military Hall and Gymnasium was destroyed by fire in 1916, Stuart and the Memorial Gymnasium continued as the hub of Purdue sports.

By the late 1920s, when Purdue began to enjoy consistent success under coach Ward Lambert, the Boilermakers had long before outgrown the modest Memorial Gymnasium. In 1929, four home games were moved to the Lafayette Jefferson High School gym. Home games bounced back to campus for several years, but from 1934 until completion of a new venue on campus, games were played at the high school.

Growing pains afflicted more than just Purdue intercollegiate athletics. As early as 1920, Purdue visionaries looked for a site for athletics facilities. As the modern University expanded beyond the 19<sup>th</sup> century cluster of buildings that comprised the original campus, space on the academic campus was needed for buildings.

Enter David Ross, alumnus, prolific inventor and industrialist, and member of the Board of Trustees. He and fellow alumnus George Ade in 1922 bought an old dairy farm to be the site of



*Purdue played its first game in the fieldhouse, later renamed for longtime basketball coach Ward Lambert, on Dec. 11, 1937, against Indiana State. It was home of Purdue basketball for 30 years.*


a new Purdue football stadium. But their plans went beyond the gridiron. The Ross-Ade grounds would eventually be home to baseball, track and field, and tennis. When Purdue basketball games were moved off-campus, Ross and President Edward Elliott started work on a bringing basketball back to campus.

Years in the making – and the result of creative and resourceful funding that involved Depression-era federal money, and thousands in alumni donations and thousands more from Ross – Purdue Fieldhouse opened in 1937 with a capacity of 7,500, and space to expand to 10,000. Purdue played its first basketball game back home on campus on Dec. 11, 1937, when Purdue beat Indiana State 61-18. Now known as Lambert Fieldhouse in honor of longtime basketball coach Ward Lambert, the fieldhouse was home to Purdue basketball until December 1967.

Purdue Arena made its debut as the distinctive domed home of Purdue basketball on Dec. 2, 1967, as the Boilermakers hosted Lew Alcindor and the UCLA Bruins. Along with the dedication of the arena, the event marked the return to West Lafayette of John Wooden, three-time All-American and member of the 1932 national championship team, (see page 101). A protégé of Lambert's, he was by 1967 known as John Wooden, architect of a UCLA dynasty unlikely to ever be equaled. The Bruins won the game, 73-71.

Purdue Arena was renamed in 1971 in honor of Guy Mackey, director of athletics from 1942 until his death in 1971.

At 39 years and counting, Mackey, with a seating capacity of 14,123, holds the distinction of serving as home of Purdue basketball the longest of the four on-campus and six total home courts of the Boilermakers.



*Purdue Arena, later renamed for Guy Mackey, athletics director from 1942 to 1971, has been home of Purdue basketball since December 1967.*

# Basketball Hall Of Fame



The Naismith Memorial Basketball Hall of Fame is located in Springfield, Mass. The hall opened on Feb. 17, 1968. In 38 years, 258 Hall of Famers and four teams have been enshrined in the hall including three Purdue legends: Ward Lambert, Charles Murphy and John Wooden. The hall opened a new facility on Sept. 28, 2002.

To be inducted in the hall a player or coach must be fully retired for five years or, if still actively coaching, have coached for 25 years or more. Referees and other special contributors also are eligible for consideration.

Once eligible, a nomination form must be submitted on behalf of the candidate. A screening committee reviews the nominee and recommends those qualified to the Honors Committee for further consideration. If the candidate receives 18 of 24 votes, he or she enters the hall. If the candidate doesn't receive the adequate votes for five consecutive years, he or she has to wait three years to become eligible again.


In 2004 and 2005, Gene Keady was a finalist for the Hall of Fame.



*The Basketball Hall of Fame opened its new facility on Sept. 28, 2002.*



*John Wooden is one of two members of the Hall of Fame inducted as both a player and coach.*



*Charles "Stretch" Murphy and coach Ward "Piggy" Lambert are both in the Basketball Hall of Fame.*

## Boilermakers In The Basketball Hall Of Fame

Individual	Year of Induction
Ward Lambert	1960
Charles Murphy	1960
John Wooden^	1960

^ Inducted as player in 1960 and coach in 1972





# Indiana Basketball Hall Of Fame

The Indiana Basketball Hall of Fame captures the essence of "Hoosier Hysteria" and helps explain to the visitor why the game of basketball has a special place in the hearts and minds of all who live here. This Hall focuses on Indiana high school players and coaches, men and women.

From 1970 to 1986, the Hall of Fame was located in Indianapolis. In 1986 the building was sold and, after bids were received from 13 communities, New Castle was selected as the new site. The Hall is located near a 9,300-seat high school gymnasium, the world's largest. The two-story Hall of Fame is located on a five-acre site near the intersection of Highway 3 and Trojan Lane. Highway 3 is accessible from Interstate 70.

A colorful courtyard, in which the sidewalks and retaining walls reflect the familiar shapes of a basketball floor, salutes past and present champions. At the center of the courtyard is a map of the state, 70 feet long and 36 feet wide, composed of thousands of personalized paving bricks of donors. Adjacent to the courtyard is the Honor Wall, and flagpoles lining this wall fly the banners of each semi-state and state champion.



The Hall of Fame Museum contains numerous displays, exhibits, artifacts, equipment, pictures, videos, and memorabilia that vividly present the history of Indiana basketball.

Players become eligible for Hall of Fame induction 25 years after their high school graduation. Coaches are eligible after accumulating 25 years of varsity experience or after retirement. While anyone can nominate an individual to the Hall of Fame, a state wide board of directors (composed of coaches, journalists, administrators, and businessmen) oversees the Hall of Fame selection process, each year appointing a selection committee representing all parts of the state.

In addition to honoring inductees, each year the Hall presents a Silver Medal to an individual deserving special recognition for his/her contributions to Indiana high school basketball. A Silver Anniversary Team of outstanding senior basketball players from 25 years earlier is selected.



The Indiana Basketball Hall of Fame is located in New Castle, Ind.



Sketches of Purdue inductees (Rick Mount on left and Charles Murphy on right) adorn the halls of the Indiana Basketball Hall of Fame.

## Boilermakers in the Indiana Basketball Hall of Fame

Fred Beretta	1982	Jim Hinga	1983	Arthur "Abie" Masters	1992	Ted Server	1984
Dennis Blind	1992	Paul Hoffman	1977	Tim McGinley	2000	James Seward	1982
Dennis Brady	2006	Tom Hoffman	2006	Carl McNulty	1990	Joe Sexson	1986
Darrel "Pete" Brewster	1998	Herman T. Hinshaw	1995	Darrell McQuitty	1999	Edward Shaver	1979
Norris Caudell	1985	Bob Igney	1991	Allen Menke	1999	Alfred Dewitt Smith	1976
Norm Cottom	1978	Raymond "Pete" Jolly	1970	Willie Merriweather	1989	George Spradling	1963
Walter Cross	1971	Walter Jordan	2003	Ray "Candy" Miller	1980	Ralph Taylor	2001
Terry Dischinger	1989	Gene Keady ^	2000	Doxie Moore	1978	Harold "Babe" Wheeler	1969
Ray Eddy	1972	Billy Keller	1992	Rick Mount	1992	Donald White	1965
Eddie Ehlers	1980	Bob Kessler	1968	Charles "Stretch" Murphy	1963	Howard Williams	1989
Wilson "Jake" Eison	1990	Bob King	1983	Paul "Butch" Newman	1974	Phil Willis	1999
Edward Elliott	1987	Jerry Lawlis	2003	Eugene Parker	2001	John Wooden	1962
James William Ertel	1990	Bill Lodge	2003	Bruce Parkinson	2004	Jewell Young	1964
W. P. "Dutch" Fehring	1979	Maurice Lorenz	2005	David M. Pert	1994		
Bob Ford	1997	Emmett Lowery	1979	Harry "Wally" Reiman	1971		
Mack Gadis ^	2007	Lamar Lundy	1990	James William Ritter	1999		
Mel Garland	1993	James "Sammy" Lyboul	1979	Julius "Bud" Ritter	1975		
Blair Guillion	1993	Clyde Lyle	1969	Dave Schellhase	1992		
Glen Harmeson	1981	Paul "Pat" Malaska	1988	Don Server	1981		

^ Denotes Meridian Insurance Silver Medal, awarded to an individual who has made an outstanding contribution to Indiana high school basketball.



Glenn Robinson was the first pick in the 1994 NBA draft.

Purdue has had several players go on to play professionally in the NBA, as well as overseas, in the 108 years of Boilermaker basketball.

Perhaps the most talented and most heralded player ever produced by Purdue was Glenn Robinson. The first overall pick in the 1994 NBA Draft by the Milwaukee Bucks, Robinson was named college basketball's national player of the year following the 1994 season after leading the country in scoring average (30.3 ppg), while also pulling down 10.1 rebounds per game.

Robinson made a considerable impact in the NBA during his rookie season with the Bucks in 1995, finishing 10th in the league in scoring (21.9 ppg) and first among all rookies. In 1996, Robinson was selected to play with "Dream Team II" for the 1996 World Championships in Toronto, Ontario, but had to withdraw due to injury.

Purdue is one of only six schools in the country to have had two NBA No. 1 draft picks in their history: Glenn Robinson and All-American center Joe Barry Carroll, who was the top pick by the Golden State Warriors in the 1980 NBA Draft.

In 2006, there were two former Boilermakers in the NBA. Brad Miller signed a \$68 million-dollar deal with the Sacramento Kings after playing two seasons with the Indiana Pacers, where he was an All-Star.

Brian Cardinal, who began his fifth season in the NBA, was signed in 2004 by the Memphis Grizzlies for six years and \$39 million dollars.

In the 2007 NBA Draft, Carl Landry was selected by Seattle as the first pick in the second round. Landry was then traded to the Houston Rockets.

## Purdue NBA Draft Picks

Year	Player	Team	Round	# Pick	# Overall
1947	Ed Ehlers	Boston Celtics	—	—	—
	Paul Hoffman	Toronto Huskies	—	—	—
1950	Andy Butchko	Minneapolis Lakers	—	—	—
	Howie Williams	Minneapolis Lakers	—	—	—
1952	Pete Brewster	Milwaukee Hawks	—	—	—
	Carl McNulty	Milwaukee Hawks	—	—	—
1956	Joe Sexton	New York Knicks	—	—	—
1959	Wilson Eison	Minneapolis Lakers	4	4	26
	Willie Merriweather	St. Louis Hawks	8	6	59
1962	Terry Dischinger	Chicago Zephyrs	2	1	8
1966	Dave Schellhase	Chicago Bulls	1	10	10
	George Grams	Los Angeles Lakers	11	5	95
1968	Herm Gilliam	Chicago Bulls	13	3	163
1969	Herm Gilliam	Cincinnati Royals	1	8	8
	Bill Keller	Milwaukee Bucks	7	2	87
1970	Rick Mount	Los Angeles Lakers	8	13	132
1971	Larry Weatherford	Chicago Bulls	5	15	83
1972	Bob Ford	New York Knicks	5	11	74
	William Franklin	Golden State Warriors	7	13	110
1974	Frank Kendrick	Golden State Warriors	3	11	47
1975	John Garrett	Washington Bullets	6	17	107
1976	Bruce Parkinson	Cleveland Cavaliers	9	15	155
1977	Bruce Parkinson	Washington Bullets	5	17	105
	Tom Scheffler	Indiana Pacers	6	7	117
1978	Walter Jordan	New Jersey Nets	4	18	84
	Eugene Parker	San Antonio Spurs	5	20	108
1979	Jerry Sichting	Golden State Warriors	4	16	82
1980	Joe Barry Carroll	Golden State Warriors	1	1	1
	Arnette Hallman	Boston Celtics	2	23	46
1981	Brian Walker	Kansas City Kings	6	13	128
1982	Keith Edmonson	Atlanta Hawks	1	10	10
	Mike Searce	Indiana Pacers	9	8	192
1983	Russell Cross	Golden State Warriors	1	6	6
1984	Jim Rowinski	Utah Jazz	4	16	86
1987	Doug Lee	Houston Rockets	2	12	35
1988	Everette Stephens	Philadelphia 76ers	2	6	31
	Todd Mitchell	Denver Nuggets	2	18	43
1990	Stephen Scheffler	Charlotte Hornets	2	12	39
	Jimmy Oliver	Cleveland Cavaliers	2	12	39
1994	Glenn Robinson	Milwaukee Bucks	1	1	1
1995	Cuonzo Martin	Atlanta Hawks	2	28	57
2000	Brian Cardinal	Detroit Pistons	2	15	44
2007	Carl Landry	Seattle Sonics	2	1	31

## Overall No. 1 NBA Draft Picks

Purdue is one of just six schools in the nation that has produced more than one No. 1 NBA Draft pick:

PURDUE .....	Joe Barry Carroll - 1980; Glenn Robinson - 1994
Houston .....	Elvin Hayes - 1968; Hakeem Olajuwon - 1984
Indiana .....	Walt Bellamy - 1961; Kent Benson - 1977
Michigan .....	Cazzie Russell - 1966; Chris Webber - 1993
North Carolina .....	James Worthy - 1982; Brad Daugherty - 1986
UCLA .....	Lew Alcindor - 1969; Bill Walton - 1974




# Indiana Basketball Hall Of Fame



Glenn Robinson



Brian Cardinal



Brad Miller

## Boilermakers' Statistics in the NBA

Name	G	GS	FGM	FGA	PCT	3FGM	3FGA	PCT	FTM	FTA	PCT	REB	AST	PF	ST	TO	BK	PTS	RPG	APG	PPG
Forest Weber, Indianapolis (45-46) N.Y.-Prov. (46-47)	50	-	59	202	.292	-	-	-	55	79	.696	-	4	11	1	-	-	173	-	0.1	3.5
Edwin Ehlers, Boston (47-49)	99	-	-	286	1000	.286	-	-	228	369	.618	-	177	211	-	-	-	800	-	1.8	8.1
Paul Hoffman, Baltimore (47-54) N.Y. (54-55) Phil. (54-55)	317	-	1139	3354	.340	-	-	-	956	1415	.676	1129	911	1138	-	-	-	3234	5.1	2.9	10.2
Carl McNulty, Milwaukee (54-55)	1	-	1	6	.167	-	-	-	-	-	-	-	-	1	-	-	-	2	-	-	2.0
Terry Dischinger ^, Chicago (62-63) Baltimore (63-64) Detroit (64-72) Portland (72-73)	652	-	3457	6836	.506	-	-	-	2098	2768	.758	3646	1151	2055	-	-	-	9012	5.6	1.8	13.8
Dave Schellhase, Chicago (66-68)	73	-	87	249	.349	-	-	-	34	60	.567	76	60	70	-	-	-	208	1.0	0.8	2.8
Herman Gilliam, Cincinnati (69-70) Buffalo (70-71) Atlanta (71-75) Seattle (75-76) Portland (76-77)	578	-	2696	6120	.441	-	-	-	860	1086	.792	2175	2225	1519	369	-	49	6252	3.8	3.8	10.8
Billy Keller, Indiana (69-76)	556	-	2440	2740	.425	506	1495	.338	1202	1378	.872	1349	1980	903	155	659	11	6588	2.4	3.6	11.8
Rick Mount ^, Indiana (70-72) Kentucky (72-73) Utah (74-75)	283	-	1298	2996	.433	121	382	.317	613	748	.820	475	676	653	55	350	8	3330	1.7	2.4	11.8
Bob Ford ^, Memphis (72-73)	9	-	5	17	.294	-	-	-	4	5	.800	12	4	8	-	4	-	14	1.3	0.4	1.6
William Franklin ^, Virginia (72-73) San Antonio (74-76)	107	-	762	631	.415	2	8	.250	131	218	.601	400	65	210	6	146	5	657	3.7	0.6	6.1
Frank Kendrick, Golden State (74-75)	24	-	31	77	.403	-	-	-	18	22	.818	36	6	22	11	-	3	80	1.5	0.3	3.3
Thomas Scheffler, Portland (84-85)	39	-	21	51	.412	0	0	-	10	20	.500	76	11	48	8	15	11	52	1.9	0.3	1.3
Walter Jordan, Cleveland (80-81)	30	-	29	75	.387	0	0	-	10	17	.588	42	11	35	11	17	5	68	1.4	0.4	2.3
Jerry Sichting, Indiana (80-85) Boston (85-87) Portland (88-89) Charlotte (89) Milwaukee (90)	598	195	1789	3531	.507	48	177	.271	515	601	.857	817	1962	940	439	657	19	4141	1.4	3.3	6.9
Joe Barry Carroll #, Golden State (80-87) Houston (88) New Jersey (88-89) Denver (90) Phoenix (90-91)	705	533	5021	10583	.474	0	13	.000	2413	3232	.747	5404	1264	2212	687	1964	1122	12455	7.7	1.8	17.7
Keith Edmonson, Atlanta (82-83) San Antonio (83) Denver (84)	87	2	206	460	.448	0	2	.000	110	153	.719	127	56	124	37	81	13	522	1.5	0.6	6.0
Russell Cross, Golden State (83-84)	45	0	64	112	.571	0	0	-	38	91	.418	82	22	58	12	19	7	166	1.8	0.5	3.7
James Rowinski, Detroit (88) Philadelphia (89) Miami (89-90)	23	0	15	36	.417	0	0	-	27	32	.844	34	5	19	1	10	2	57	1.5	0.2	2.5
Doug Lee, New Jersey (91-93) Sacramento (94-95)	73	0	61	148	.412	18	58	.310	28	40	.700	42	32	64	17	20	5	168	0.6	0.4	2.3
Everette Stephens, Indiana (88-89) Milwaukee (90-91)	38	0	25	75	.333	2	10	.200	19	24	.792	23	39	22	9	29	4	71	0.6	1.0	1.9
Todd Mitchell, Miami (88) San Antonio (89)	24	0	43	97	.443	0	0	-	37	64	.578	50	21	51	16	33	2	123	2.1	0.9	5.1
Melvin McCants, Los Angeles (89-90)	13	0	8	26	.308	0	0	-	6	8	.750	6	2	11	3	1	1	22	0.5	0.2	1.7
Steve Scheffler, Charlotte (90-91) Sacramento (91) Denver (92) Seattle (92-97)	174	8	121	217	.558	1	5	.200	88	116	.759	180	26	131	30	34	8	331	1.0	0.1	1.9
Jimmy Oliver, Cleveland (91-92) Boston (93-94) Toronto (96-97) Washington (97-98) Phoenix (98-99)	78	14	135	332	.407	17	50	.340	44	57	.772	80	55	66	27	33	3	331	1.0	0.7	4.2
Glenn Robinson \$ ^, Milwaukee (94-02) Atlanta (02-03) Philadelphia (03-05), San Antonio (2005)	727	694	5778	12626	.458	653	1910	.342	2564	3120	.823	4372	1958	1933	851	2224	426	14234	6.10	2.7	20.7
Cuonzo Martin, Vancouver (95-96) Milwaukee (96-97)	7	0	3	12	.250	3	5	.600	0	2	.000	3	3	2	1	2	0	9	0.4	0.4	1.3
Brian Cardinal, Detroit (00-02) Washington (02-03) Golden State (03-04) Memphis (04-present)	226	28	485	1142	.425	133	335	.397	455	528	.862	690	287	517	207	227	42	1558	3.1	1.3	6.9
Brad Miller, Charlotte (98-00) Chicago (00-02) Indiana (02-03) Sacramento (03-present)	569	440	2426	4928	.492	66	210	.314	1875	2366	.792	4333	1649	1616	442	900	430	6793	7.6	2.9	11.9

### Notes:

^ 3 All Star Appearances: 6.3 ppg, 2.7 rpg, 0.7 ast.

\* All totals are from the ABA

# 1 All Star Appearance: 4 pts, 6 reb

\$ 2 All Star Appearances: 9 ppg, 5 rpg, .5 apg

+ Only two-time winner (December, April) of Schick NBA Rookie of the Month honors in 1994-95


# All-America Selections



George Spradling



Charles Murphy




John Wooden




Norman Cottom



Emmett Lowery



Robert Kessler



Jewell Young



Ray Miller



Donald White



Elmer Oliphant



Lawrence Teeple



Dave Charters

## Boilermaker All-Americans (42)

Year	Individual	Class	Position	Team	Awarding Association
1910	Dave Charters	Jr.	C		Helms Athletic Foundation
1911	Dave Charters	Sr.	C		Helms Athletic Foundation
1913	Lawrence Teeple	Sr.	C		Helms Athletic Foundation
1914	Elmer Oliphant	Sr.	G		Helms Athletic Foundation
1921	Donald White	Sr.	G		Helms Athletic Foundation
1922	Ray Miller	Sr.	G		Helms Athletic Foundation
1926	George Spradling	Sr.	F		Helms Athletic Foundation
1928	Charles Murphy	So.	C		Helms Athletic Foundation
1929	Charles Murphy	Jr.	C	Consensus	Helms Athletic Foundation
1930	Charles Murphy	Sr.	C	Consensus	Helms Athletic Foundation
	John Wooden	So.	G	Consensus	Helms Athletic Foundation
1931	John Wooden	Jr.	G	Consensus	Helms Athletic Foundation
1932	John Wooden+	Sr.	G	Consensus	Helms Athletic Foundation
1934	Norman Cottom	Jr.	F	Consensus	Helms Athletic Foundation
	Emmett Lowery	Sr.	G		Helms Athletic Foundation
1936	Robert Kessler	Sr.	F	Consensus	Helms Athletic Foundation
1937	Jewell Young	Jr.	F	Consensus	Helms Athletic Foundation
1938	Jewell Young	Sr.	F	Consensus	Helms Athletic Foundation
1940	Fred Beretta	Sr.	G		Helms Athletic Foundation
1944	Paul Hoffman	Fr.	F		Chicago Herald
1945	Paul Hoffman	So.	F		Helms Athletic Foundation
1946	Paul Hoffman	Jr.	F		Helms Athletic Foundation
1947	Paul Hoffman	Sr.	F		Helms Athletic Foundation
1951	Carl McNulty	Jr.	F/C	3rd Team	Helms Athletic Foundation
1959	Willie Merriweather	Sr.	F/C		Helms Athletic Foundation
1960	Terry Dischinger	So.	C	2nd Team	AP and UPI
1961	Terry Dischinger	Jr.	C	Consensus	Helms Athletic Foundation, AP and UPI
1962	Terry Dischinger	Sr.	C	Consensus	Helms Athletic Foundation, AP and UPI
1965	Dave Schellhase	Jr.	F	2nd Team	AP and UPI
1966	Dave Schellhase	Sr.	F	Consensus	Helms Athletic Foundation, AP and UPI
1968	Rick Mount	So.	G	2nd and 3rd	3rd Team AP and 2nd Team UPI
1969	Rick Mount	Jr.	G	Consensus	AP and UPI
1970	Rick Mount	Sr.	G	Consensus	AP and UPI
1974	John Garrett	Jr.	F/C		Citizen' Savings Athletic Foundation
	Frank Kendrick	Sr.	F		Citizen' Savings Athletic Foundation
1975	John Garrett	Sr.	F/C		Citizen' Savings Athletic Foundation
1979	Joe Barry Carroll	Jr.	C	3rd Team	AP
1980	Joe Barry Carroll	Sr.	C	Consensus	AP and UPI
1982	Keith Edmonson	Sr.	F	Honorable Mention	AP
1990	Steve Scheffler	Sr.	C	Honorable Mention	AP
1993	Glenn Robinson	So.	F	2nd Team	AP
1994	Glenn Robinson+	Jr.	F	Consensus	AP




# All-America Selections




Fred Beretta



Paul Hoffman




Carl McNulty



Willie Merriweather



Terry Dischinger



Dave Schellhase



Rick Mount

## History Of College Basketball's All-Americans

The Boilermakers' tradition of producing All-Americans is virtually unmatched by any institution across the nation, having players selected as All-Americans on 42 occasions (25 players) throughout its rich basketball history. Purdue has had players earn consensus first team All-America honors 16 times (10 players), five three-time All-Americans, six two-time All-Americans and two national players of the year. The Boilermakers rank fifth in NCAA history in consensus All-America selections with 16.

The history of selecting All-America student-athletes begins in 1920, when the Helms Athletic Foundation chose basketball All-Americans retroactively. The Helms panel named 10 players for each year, but didn't recognize them as first or second team. In 1929, the foundation began designating the top five players as consensus All-Americans. The Helms Foundation's last team was in 1968.

The Associated Press began selecting All-Americans in 1948 with one team. It expanded to three teams in 1954.

The United Press International began its All-American teams in 1949 and expanded to three teams in 1951. UPI's last team was in 1991.

Several other major selectors have chosen second- and third-team All-Americans from time to time, though not with any great consistency.

The NCAA officially recognizes consensus All-Americans beginning in 1929. A second team All-America squad was added annually in 1939. The NCAA now recognizes the AP's first and second team in its official record book.


## The History of No. 13 at Purdue

The number 13 was anything but unlucky to two individuals who wore the digits while playing basketball for the Old Gold and Black.

John Wooden and Glenn Robinson both were named National Player of the Year while wearing No. 13 on the hardwood at Purdue.

Wooden was a three-time All-American and was named the 1932 National Player of the Year after leading the Boilermakers to the 1932 national championship.

Robinson was named All-American in his only two seasons with the Boilermakers and earned national player of the year honors in 1994.



## All-Time Consensus First Team All-America Leaders


Team	No.	Players
Kentucky	20	15
Notre Dame	19	10
Duke	18	15
UCLA	18	12
North Carolina	17	13
<b>Purdue</b>	<b>16</b>	<b>10</b>
Kansas	15	11
Indiana	14	11
Ohio State	10	7




One of the most underappreciated players in Purdue basketball history, Paul Hoffman is the only Boilermaker to be named to an All-American team all four years. In 1944, his first year at Purdue, freshmen were declared eligible to play because of World War II.




John Garrett




Frank Kendrick



Joe Barry Carroll



Keith Edmonson



Glenn Robinson

# Consensus All-America Selections



## Joe Barry Carroll 1980 All-American

One of the most physically imposing players in Purdue history, Joe Barry Carroll was named a consensus All-American in 1980.

Carroll played four years for the Old Gold and Black. He is the Boilermakers' all-time leading rebounder and ranks second on the all-time scoring list.

Carroll was named All-Big Ten in 1979 and 1980 and led the Boilermakers to the 1980 Final Four, before losing to UCLA in the national semifinals.

Carroll averaged more than 22 points a game in his junior and senior seasons.

Following his career at Purdue, Carroll was selected as the first pick in the 1980 NBA Draft by the Golden State Warriors. Carroll played 10 seasons in the NBA. He finished his professional career averaging 17.7 points and 7.7 rebounds in more than 700 games.

Carroll was selected to the Purdue Athletics Hall of Fame in 1995.

### Career Statistics

Year	G	FG	FT	REB	AVG	PTS	AVG
1977	28	93	34	206	7.4	220	7.9
1978	27	163	95	288	10.7	421	15.6
1979	35	318	162	352	10.1	798	22.8
1980	33	301	134	302	9.2	736	22.3
Totals	123	875	425	1148	9.3	2175	17.7

## Norman Cottom 1934 All-American

Norman Cottom, one of the best ball-handlers in Purdue history, led the Boilermakers to Big Ten championships in 1934 and 1935.

A native of Terre Haute, Ind., Cottom led the Big Ten in scoring and was named an All-American forward as a junior in 1934.

He averaged 8.3 points during his career and guided Purdue to two of three consecutive Big Ten titles.

After concluding his career at Purdue, Cottom played for the Indianapolis Kautskys. Following his playing days he coached Indiana high school basketball at Alexandria, Terre Haute Gerstmeyer and Terre Haute Wiley.

In 1952, Cottom moved to California to become chairman of the social studies department at Fullerton High School.

Cottom was selected to the Indiana Basketball Hall of Fame in 1978.

### Career Statistics

Year	G	FG	FT	REB	AVG	PTS	AVG
1933	17	48	25	-	-	120	7.1
1934	19	67	37	-	-	171	9.0
1935	20	69	33	-	-	171	8.6
Totals	56	184	95	-	-	462	8.3

## Terry "Disch" Dischinger 1961, 1962 All-American

Purdue's second 1,000-point scorer in school history, Terry Dischinger was one of the most decorated Boilermakers ever to step foot on the hardwood.

A Parade All-American at Garfield High School in Terre Haute, Ind., Dischinger was named second-team All-American in 1960 and consensus All-American in 1961 and 1962.

In 1960, Dischinger was a member of the USA Olympic Basketball team, which captured the gold medal in Rome.

Dischinger led the Big Ten in scoring in 1960, 1961 and 1962, and was named to the Big Ten Scholastic Team. Dischinger currently ranks fifth on Purdue's all-time scoring list, second in rebounding and has the third-highest scoring average.

Following his career with the Boilermakers, Dischinger played in the NBA for 10 seasons, seven with the Detroit Pistons, and was named the league's Rookie of the Year in 1963. He scored over 9,000 career points and collected over 3,600 rebounds in this NBA career.

Dischinger was selected to the Indiana Basketball Hall of Fame in 1989, and the Purdue Athletics Hall of Fame in 1994.

### Career Statistics

Year	G	FG	FT	REB	AVG	PTS	AVG
1960	23	201	203	328	14.3	605	26.3
1961	23	215	218	308	13.4	648	28.2
1962	24	217	292	322	13.4	726	30.3
Totals	70	633	713	958	13.7	1979	28.3

## Robert Kessler 1936 All-American

Forward Robert Kessler, a native of Anderson, Ind., was one of the winningest players in Purdue basketball history.

In his three seasons with the Boilermakers, Kessler won Big Ten championships in 1934, 1935 and 1936. In those three seasons he led the Boilermakers to a combined 50-10 record, while averaging 12.1 points in his junior and senior seasons. Kessler was named All-American in 1936.

Following his playing career, which included three seasons as a professional with the Indianapolis Kautskys, Kessler went on to become vice president of General Motors.

Kessler was selected to the Indiana Basketball Hall of Fame in 1968.

### Career Statistics

Year	G	FG	FT	REB	AVG	PTS	AVG
1934	20	18	10	-	-	46	2.3
1935	20	83	59	-	-	225	11.3
1936	20	96	63	-	-	259	12.9
Totals	60	199	132	-	-	530	8.8

## Rick "The Rocket" Mount 1969, 1970 All-American

Known as "The Rocket," Rick Mount is the most prolific scorer in the history of Purdue basketball. He remains one of the best shooters the game has ever seen.

The first high school player to appear on the cover of Sports Illustrated, Mount came to Purdue after being named the national high school player of the year in 1966.

Mount was named a consensus All-American in 1969 and 1970. He ranks first on Purdue's all-time scoring list with 2,323 career points and is the only player to average over 30 points a game in his career.

Mount led the Boilermakers to the 1969 Big Ten championship and the final game of the 1969 NCAA Tournament before losing to John Wooden's UCLA Bruins.


Of the top-10 single-game scoring performances in Big Ten history, Mount's name appears three times. His 61-point explosion in a 108-107 loss to Iowa in February 1970 remains the gold standard. He scored those points without the benefit of the three-point shot. Three years ago the Chicago Tribune ran a story claiming that if the arc had existed, Mount likely would have finished with 13 three-pointers and 74 points.

Following his career at Purdue, Mount played five seasons in the ABA for the Kentucky Colonels and the Indiana Pacers.

Mount was selected to the Indiana Basketball Hall of Fame in 1992, and the Purdue Intercollegiate Athletics Hall of Fame in 1994.

### Career Statistics

Year	G	FG	FT	REB	AVG	PTS	AVG
1968	24	259	165	67	2.8	683	28.4
1969	28	366	200	90	3.2	932	33.3
1970	20	285	138	54	2.7	708	35.4
Totals	72	910	503	211	2.9	2323	32.3



Robert Kessler



# Consensus All-America Selections

## Charles "Stretch" Murphy 1929, 1930 All-American

Arguably the first dominant big man in basketball, Charles "Stretch" Murphy earned back-to-back first team consensus All-America honors in 1929 and 1930.

During a time when scoring in double figures was unheard of, Murphy averaged 11.2 points and led the Boilermakers to a 41-8 record over his three seasons. In 1929, Murphy scored 143 points in conference action, setting a Big Ten record at the time. In 1930, he guided the Boilermakers to a perfect 10-0 mark in the conference.

After winning the 1926 Indiana high school championship at Marion, Murphy guided the Boilermakers to Big Ten Championships in 1928 and 1930. He went on to play in the ABL for the Chicago Bruins and the Indianapolis Kautskys of an independent league.

Murphy was elected to the Basketball Hall of Fame in 1960, the Indiana Basketball Hall of Fame in 1963, and the Purdue Intercollegiate Athletics Hall of Fame in 1995.

### Career Statistics

Year	G	FG	FT	REB	AVG	PTS	AVG
1928	17	68	37	-	-	173	10.4
1929	17	73	54	-	-	200	11.8
1930	15	72	45	-	-	189	12.6
<b>Totals</b>	<b>49</b>	<b>213</b>	<b>136</b>	<b>-</b>	<b>-</b>	<b>562</b>	<b>11.5</b>

## Glenn "Big Dog" Robinson 1994 All-American 1994 National Player of the Year

The most dominating player in the history of Purdue basketball, Glenn "Big Dog" Robinson was named the 1994 National Player of the Year, earning All-America recognition along the way.

Robinson played only two seasons at Purdue, yet ranks eighth on the school's all-time scoring list. In his junior and final season with the Boilermakers, Robinson averaged more than 30 points a game and led Purdue to the Elite Eight of the NCAA Tournament.

Robinson garnered several national honors as a junior, including the coveted Wooden and Naismith award. He was named Big Ten Player of the Year. In 1994, Robinson led the nation in scoring and became the only player in Big Ten history to score more than 1,000 points in a season.

In the summer of 1994, Robinson was the No. 1 pick in the NBA draft by the Milwaukee Bucks. Twice an All-Star, Robinson has averaged more than 20 points and six rebounds a game since playing in the NBA. He now plays for the Philadelphia 76ers.

### Career Statistics

Year	G	FG	FT	REB	AVG	PTS	AVG
1993	28	246	152	258	9.2	676	24.1
1994	34	368	215	344	10.1	1030	30.3
<b>Totals</b>	<b>62</b>	<b>614</b>	<b>367</b>	<b>602</b>	<b>9.7</b>	<b>1706</b>	<b>27.5</b>

## Dave Schellhase 1966 All-American

Known for his hard-driving moves to the basket, Dave Schellhase was named first team All-America, as a senior after earning second team honors in 1965.

Schellhase was Purdue's MVP in each season he was with the Boilermakers. A standout in the classroom, Schellhase was Purdue's first academic All-American, earning the honor as both a junior and senior.

Schellhase has the second-highest single-game point total in Purdue history, scoring 57 points against Michigan his senior season.

Averaging 28.8 points per game during his career, Schellhase became the first Boilermaker to score over 2,000 points in a career. He currently ranks third on the all-time scoring list and ranks eighth all-time in rebounding.

Following his career at Purdue, Schellhase played for the Chicago Bulls for two seasons before going on to coach at Morehead State and Indiana State.

Schellhase was selected to the Indiana Basketball Hall of Fame in 1992, and the Purdue Intercollegiate Athletics Hall of Fame in 1996.

### Career Statistics

Year	G	FG	FT	REB	AVG	PTS	AVG
1964	24	213	163	271	11.3	589	24.5
1965	24	249	206	195	8.1	704	29.3
1966	24	284	213	255	10.6	781	32.5
<b>Totals</b>	<b>72</b>	<b>746</b>	<b>582</b>	<b>721</b>	<b>10.0</b>	<b>2074</b>	<b>28.8</b>

## John Wooden 1930, 1931, 1932 All-American 1932 National Player of the Year

John Wooden is perhaps best known for his accomplishments as a coach at UCLA. While in Los Angeles, the "Wizard of Westwood" won 10 national championships in a span of 12 seasons from 1948 to 1975. However, few realize what a tremendous athlete Wooden was as a Purdue undergraduate.

A three-time All-American from 1930 to 1932, Wooden led the Boilermakers to the 1932 national championship after a 17-1 season under head coach Ward "Piggy" Lambert.

Wooden averaged 12.2 points per game his senior season and earned national player of the year honors. He finished his career at Purdue with two Big Ten championships under his belt.

Following his collegiate playing days, Wooden played professionally for the Indianapolis Kautskys, the Whiting Ciesar All-Americans and Hammond All-Americans. He coached at Dayton High School in Kentucky (1932 to 1934) and South Bend Central High School in Indiana (1934 to 1934) before landing his first college coaching job at Indiana State (1946 to 1948).

Wooden was elected into the Basketball Hall of Fame in 1960, and is one of two inductees who have

been enshrined as both a player and coach. Wooden was selected to the Indiana Basketball Hall of Fame in 1962 and the Purdue Intercollegiate Athletics Hall of Fame in 1994.

### Career Statistics

Year	G	FG	FT	REB	AVG	PTS	AVG
1930	13	45	26	-	-	116	8.9
1931	17	53	34	-	-	140	8.2
1932	18	79	61	-	-	219	12.2
<b>Totals</b>	<b>48</b>	<b>177</b>	<b>121</b>	<b>-</b>	<b>-</b>	<b>475</b>	<b>9.9</b>

## Jewell Young 1937, 1938 All-American

Perhaps the best local talent Purdue has ever seen, Jewell Young earned All-America honors in 1937 and 1938.

Young led the Boilermakers to Big Ten championships in 1936 and 1938, while leading the Big Ten in scoring for three straight seasons. Young averaged 14.5 points during the 1937-38 season, when the Boilermakers went 18-2. He scored a Big Ten single-game record 29 points as a senior. Additionally, he was named the Big Ten Athlete of the Year in 1938.

Young served in the Navy during World War II. After the war he coached basketball at Southport High School in Indianapolis from 1946 to 1954.

Young was selected to the Indiana Basketball Hall of Fame in 1964, and the Purdue Intercollegiate Athletics Hall of Fame in 1998.

### Career Statistics

Year	G	FG	FT	REB	AVG	PTS	AVG
1936	20	74	29	-	-	177	8.9
1937	20	97	49	-	-	241	12.1
1938	20	117	55	-	-	289	14.5
<b>Totals</b>	<b>60</b>	<b>288</b>	<b>133</b>	<b>-</b>	<b>-</b>	<b>707</b>	<b>11.8</b>



Purdue's 10 Consensus All-America picks are honored in Mackey Arena with banners, which were installed in the summer of 2003.

# All-Big Ten Selections




## Purdue's First-Team All-Big Ten Selections

Although All-Big Ten teams have been selected for several decades, the permanent official listing of All-Big Ten players includes only the years since 1948. The list below is Purdue's "unofficial" listing of all its first team all-conference players dating to 1908:

Year	Position	Individual
1908.....	F .....	Cliff Lewis
1910.....	C .....	Dave Charters
1911.....	C .....	Dave Charters
1912.....	C .....	Ed McVaugh
.....	G .....	Karp Stockton
1913.....	F .....	Elmer Oliphant
.....	C .....	Larry Teeple
1914.....	F .....	Elmer Oliphant
1916.....	F .....	Henry Brockenbrough
1918.....	G .....	Paul Church
1920.....	F .....	Don Tilson
.....	G .....	Don White
1921.....	G .....	Ray Miller
.....	G .....	Don White
1922.....	C .....	Blair Gullion
.....	G .....	Ray Miller
1924.....	F .....	George Spradling
1925.....	G .....	Harold Robbins
1926.....	F .....	George Spradling
1927.....	C .....	Wilbur Cummins
1928.....	G .....	Harold Kemmer
.....	C .....	Charles Murphy
1929.....	C .....	Charles Murphy
1930.....	C .....	Charles Murphy
.....	G .....	John Wooden
1931.....	G .....	John Wooden
1932.....	F .....	Harry Kellar

Year	Position	Individual
1932.....	G .....	John Wooden
1933.....	F .....	Ralph Parmenter
1934.....	F .....	Norm Cottom
.....	G .....	Emmett Lowery
1935.....	F .....	Bob Kessler
1936.....	F .....	Bob Kessler
1937.....	F .....	Jewell Young
1938.....	C .....	Gene Anderson
.....	F .....	Jewell Young
1940.....	G .....	Fred Beretta
1942.....	G .....	Don Blanken
.....	F .....	Forrest Sprowl
1944.....	F .....	Paul Hoffman
1945.....	F .....	Paul Hoffman
1946.....	F .....	Paul Hoffman
1947.....	F .....	Paul Hoffman
1949.....	F .....	Howie Williams
1950.....	F .....	Howie Williams
1952.....	C .....	Carl McNulty
1959.....	G .....	Willie Merriweather
1960.....	C .....	Terry Dischinger
1961.....	C .....	Terry Dischinger
1962.....	C .....	Terry Dischinger
1963.....	G .....	Mel Garland
1964.....	F .....	Dave Schellhase
1965.....	F .....	Dave Schellhase
1966.....	F .....	Dave Schellhase
1968.....	G .....	Rick Mount
1969.....	F .....	Herm Gilliam
.....	G .....	Rick Mount
1970.....	G .....	Rick Mount
1972.....	F .....	Bob Ford
1974.....	F .....	Frank Kendrick
1975.....	C .....	John Garrett
.....	G .....	Bruce Parkinson
1977.....	F .....	Walter Jordan
1978.....	F .....	Walter Jordan
1979.....	C .....	Joe Barry Carroll
1980.....	C .....	Joe Barry Carroll
1982.....	G .....	Keith Edmonson
1983.....	C .....	Russell Cross
1984.....	C .....	Jim Rowinski
1985.....	F .....	James Bullock
1987.....	G .....	Troy Lewis
1988.....	G .....	Troy Lewis
.....	F .....	Todd Mitchell
1990.....	C .....	Stephen Scheffler
1991.....	F .....	Jimmy Oliver
1992.....	G .....	Woody Austin
1993.....	F .....	Glenn Robinson
1994.....	F .....	Glenn Robinson
1995.....	F .....	Cuonzo Martin
1997.....	G .....	Chad Austin
1998.....	G .....	Chad Austin
2003.....	G .....	Willie Deane
2007.....	F .....	Carl Landry



Chad Austin averaged 17.0 points in 1998 and was a first team All-Big Ten selection.

## Big Ten Awards

### Player of the Year

Year	Position	Individual
1990	C	Steve Scheffler
1994	F	Glenn Robinson

### Coach of the Year ^

Year	Individual
1984	Gene Keady
1988	Gene Keady
1990	Gene Keady
1994	Gene Keady
1995	Gene Keady
1996	Gene Keady
2000	Gene Keady

### Defensive Player of the Year \*

Year	Position	Individual
1984	G	Ricky Hall
1996	G	Porter Roberts
2003	G	Kenneth Lowe
2004	G	Kenneth Lowe

### Chicago Tribune MVP

Year	Position	Individual
1969	G	Rick Mount
1984	C	Jim Rowinski
1994	F	Glenn Robinson

### All-Freshman Team

Year	Position	Individual
2006	G	Chris Lutz

### All-Defensive Team

Year	Position	Individual
2007	G	Chris Kramer

^ Selected by media and coaches since 1987 and media only until 1992. Since 2007 both media and coaches vote.

\* Selected by Big Ten radio broadcasters and by coaches only since 1992.



# Purdue's Top-10 Matchups

## **(1) OHIO STATE 92, (10) PURDUE 62** *Jan. 28, 1961, at Columbus, Ohio*

Terry Dischinger went 10 for 11 from the charity stripe to lead all scorers with 26 points and 11 rebounds. Ohio State was simply too strong with Jerry Lucas and Larry Siegfried combining for 38 points and 23 rebounds. OSU forward Bobby Knight was held to just five points.

## **(9) PURDUE 86, (7) WEST VIRGINIA 79** *Dec. 28, 1961, at Los Angeles, California*

After Purdue lost to USC the night before, Terry Dischinger scored 32 points and pull down 20 rebounds against the Mountaineers. Purdue led the entire second half, pulling as far away as 12 points from the Mountaineers.

## **(1) UCLA 94, (10) PURDUE 82** *Nov. 30, 1968, at Los Angeles, California*

Rick Mount led all scorers with 33 points, but the Boilermakers could not contain two-time National Player of the Year Lew Alcindor, who managed 18 points on the evening and a victory for John Wooden's Bruins.

## **(6) PURDUE 92, (4) NORTH CAROLINA 65** *March 20, 1969, at Louisville, Kentucky*

The Boilermakers led North Carolina by only four points at halftime, but Rick Mount dropped in 23 of his 36 points in the second half. George Faerber chipped in nine rebounds to send Purdue to the NCAA championship game.

## **(1) UCLA 92, (6) PURDUE 72** *March 22, 1969, at Louisville, Kentucky*

In Purdue's first NCAA championship game, Rick Mount put up 28 points, leading the tournament in scoring with 122. That was not enough to stop the Bruins and Lew Alcindor, who scored 37 points against the Boilermakers.

## **(5) OHIO STATE 67, (8) PURDUE 58** *Jan. 5, 1980, at Columbus, Ohio*

Joe Barry Carroll scored 21 points and blocked three shots in a losing effort against Clark Kellogg and the Buckeyes. Keith Edmonson chipped in 14 points and five rebounds.

## **(5) SYRACUSE 66, (10) PURDUE 61** *Jan. 13, 1980, at West Lafayette, Ind.*

Joe Barry Carroll posted 28 points, 10 boards and four blocks, but it was not enough as the rest of the Boilermakers combined for only 33 points. Purdue led by nine at the half but was outscored 36-20 in the second.

## **(4) DEPAUL 68, (7) PURDUE 61** *Dec. 22, 1983, at West Lafayette, Ind.*

Purdue held a 31-26 halftime lead, with Jim Rowinski scoring 10 of his 19 points in the first half. James Bullock dropped in 12 points and six boards. With 11:26 remaining in the second half, DePaul overtook the lead for good. The Blue Demon's Tyron Corbin shot 81.8 percent from the field for 24 points. Depaul outscored Purdue 25-18 to end the game.

## **(4) NORTH CAROLINA 94, (2) PURDUE 81** *Dec. 29, 1986, at Dallas, Texas*

Doug Lee led the Boilermakers with 21 points and seven rebounds. Everette Stevens managed 17 points but got into early foul trouble. Troy Lewis and Todd Mitchell, who combined for 26 points, could not make up the 12-point deficit from the first half against Dean Smith's Tarheels.

## **(2) IOWA 70, (6) PURDUE 67** *Jan. 19, 1987, at West Lafayette, Indiana*

Melvin McCants brought Purdue to within three with 13 seconds remaining, but the Boilermakers would get no closer. Troy Lewis led all scorers with 20 points. Iowa's Kevin Gamble shot 90 percent from the field in the Hawkeye victory.

## **(7) PURDUE 80, (4) IOWA 73** *Feb. 12, 1987, at Iowa City, Iowa*

Purdue was back for revenge after a bitter loss to Iowa only three weeks earlier. Everette Stevens went 8 for 11 from the field and 5 for 5 from behind the arc and led the Boilermakers with 23 points. Melvin McCants also collected 16 points and 12 rebounds as Purdue led the entire game.

## **(6) PURDUE 75, (3) INDIANA 64** *Feb. 26, 1987, at West Lafayette, Indiana*

Purdue led Bobby Knight's Hoosiers by nine at the half, holding Indiana's Steve Alford to merely one first-half point. Troy Lewis led all Boilermakers with 18 points and six rebounds.

## **(2) PURDUE 80, (10) MICHIGAN 67** *March 5, 1988, at West Lafayette, Indiana*

Melvin McCants had a career-high 24 points and pulled down 10 rebounds in only 25 minutes of work. Michigan's All-American Gary Grant had 16 points, and Glen Rice managed only four first-half points.

## **(8) PURDUE 91, (4) MICHIGAN 73** *Jan. 31, 1990, at Ann Arbor, Michigan*

Stephen Scheffler scored 13 of his 18 points in the first half to put Purdue up by nine at the break. He went 7 for 8 from the field, helping the Boilermakers shoot .700 on the night. Tony Jones led all scorers with 23 points and nine rebounds.

## **(9) PURDUE 79, (8) MICHIGAN 77** *March 4, 1990, at West Lafayette, Indiana*

Stephen Scheffler dropped in 26 points, but Jimmy Oliver was the hero when he hit a 19-foot jumper with three seconds left and the score tied at 77. The Wolverine's Terry Mills and Rumeal Robinson combined for 50 points in Michigan's second loss of the season to the Boilermakers.

## **(7) MICHIGAN STATE 72, (10) PURDUE 70** *March 11, 1990, at East Lansing, Michigan*

Tony Jones put up 13 of his 26 points for a six-point Boilermaker lead at the half. But with 20 seconds left in the game and Purdue up one, the Spartans' Dwayne Stephens stole the ball and dunked to put Michigan State ahead for good.

## **(3) MICHIGAN 80, (9) PURDUE 70** *Jan. 7, 1993, at West Lafayette, Indiana*

Michigan led by 10 at the half and never let up. Glenn Robinson had 30 points and nine boards, but Purdue shot only 36.5 percent as a team. The Wolverines were led by Chris Webber's 22 points, 14 rebounds and four blocks.

## **(9) PURDUE 95, (3) MICHIGAN 94** *March 6, 1994, at Ann Arbor, Michigan*

Cuonzo Martin scored 21 points, but it was Glenn Robinson who would get his revenge on Michigan, scoring 37 points, grabbing nine rebounds and hitting a game-winning jumper with six seconds left and the Boilermakers down by one.

## **(6) DUKE 69, (3) PURDUE 60** *March 26, 1994, at Knoxville, Tennessee*

The score was tied at 32 at the half, and a bid to the Final Four was on the line. Matt Waddell led the Boilermakers with 16 points and Purdue held All-American Grant Hill to only two second-half points, but Cherokee Parks (15 points 10 rebounds) and the Blue Devils were simply too deep. Glenn Robinson scored 13 points in his final game, ending his career with a Purdue-best 1,030 points in a single season.

## **(4) NORTH CAROLINA 73, (6) PURDUE 69** *Nov. 29, 1997, at Anchorage, Alaska*

The Boilermakers led by eight at the break, holding Carolina's Vince Carter scoreless in the first half. Antwan Jamison led the Tarheels back to the lead with 23 points and nine rebounds. Brad Miller pulled down nine boards and scored 29 points, including a dunk with 16 seconds left to bring Purdue within one.

## **(6) KENTUCKY 89, (7) PURDUE 75** *Dec. 3, 1997, at Chicago, Illinois*

Chad Austin dropped 24 points and Brad Miller managed another double-double, including four blocks, but poor shooting plagued the Boilermakers all night. Purdue shot 39.1 percent from the field. UK was led by Nazr Mohammed, who went 8 for 10 and finished with 19 points.

## **(8) PURDUE 86, (10) XAVIER 84** *Dec. 20, 1997, at Indianapolis, Indiana*

Jaraan Cornell scored 20 of his 28 points in the first half to put Purdue ahead 17 at the half, but the Musketeers' 50-35 second half run almost ruined the evening. Chad Austin chipped in 23 points to secure the victory, and Brian Cardinal's shot with 1:24 left was the last field goal of the game.

# Purdue's Most Memorable Games



The following games were compiled by the Purdue Sports Information office with considerable help from the media. Special thanks to those media members who assisted in the project. If you have a suggestion for an addition to Purdue's Most Memorable Games page, please e-mail basketball SID Elliot Bloom at ebloom@purdue.edu.

## PURDUE 53, CHICAGO 18

*Mar. 7, 1932, at West Lafayette, Ind.*

Chicago was never a threat to the Boilermakers, nor were many of the games in 1932 even remotely close as Purdue finished the season with a 17-1 record and winning by an average of 16.6 points over their opponents, capped off the with this 35 point romp of Chicago. National Player of the Year John Wooden scored a season-high 21 points for a team that included future Purdue coach Ray Eddy, Football All-American Dutch Fehring, and basketball greats Ralph Parmeter and Harry Keller. The first NCAA postseason tournament was not held until 1939, but the Helms Foundation voted Purdue the national champs in an almost unanimous decision.

## PURDUE 51, INDIANA 49

*Feb. 28, 1948, at Bloomington, Ind.*

Dick Axness was held to just seven points, but Norris Caudell chipped in 10 points to tie the score at 49. With five seconds on the clock, future All-American and Olympian Howie Williams fell to the floor in a brawl under the basket, rebounded a loose ball and, while sitting on the floor, shot the game-winner for the Boilermakers to beat the Hoosiers.

## MINNESOTA 59, PURDUE 56 (6OT)

*Jan. 29, 1955, at West Lafayette, Ind.*

Purdue led 27-23 at the half, but Minnesota came back to tie the game at the end of regulation. The game then went into a record six overtimes before a winner was declared. The box score went as follows:

	1	2	TOT	2	3	4	5	6	TOT
Minn	23	24	0	0	0	0	2	10	59
PU	27	20	0	0	0	0	2	7	56

Denny Blind finished with a season-high 18 points, and Don Beck and Joe Sexson combined for 26 points and 23 rebounds in the losing effort.

## PURDUE 81, (2) MICHIGAN 79

*Mar. 9, 1964, at Ann Arbor Mich.*

Billed as a duel between sophomore sensations Dave Schellhase and Michigan's Cazzie Russell, the two did not disappoint. Russell finished with a game-high 27 points, but Schellhase's 25 points clinched runner-up honors in the Big Ten scoring race with 379 points for a 27.1 point per game average. At the half, Purdue was up on the nation's second-ranked Wolverines by five, but Michigan came back and the game was tied at 77

with 1:50 left. Bob Purkhiser drained a field goal and hit two free throws en route to 26 points on the night to put Purdue up 81-77. A Michigan basket with :14 left could only pull the Wolverines within two.

## (1) UCLA 73, PURDUE 71

*Dec. 2, 1967, at West Lafayette, Ind.*

In Rick Mount's first game as a Boilermaker, he showed the world why he was the only high school player to ever grace the cover of *Sports Illustrated* by scoring 28 points. UCLA led 45-41 at the half, but Purdue came back with Herm Gilliam's 21 points and seven rebounds. With the score tied at 71, UCLA's Bill Sweek hit a 23-foot jumper with two seconds left to put the Bruins ahead for good. They were his only points of the day.

## (6) PURDUE 75, MARQUETTE 73

*March 15, 1969, at Madison, Wis.*

Purdue led the entire first half, finishing the break five points ahead of the Golden Eagles, but with two seconds left in regulation, Marquette's Ric Cobb was sent to the charity stripe with the Boilermakers up one. He made the first free-throw but missed the game-winner. In overtime, with the game tied at 73, Rick Mount made the most important of his 26 points, dropping the game-winning field goal from the corner with :02 left.

## (9) IOWA 108, PURDUE 107

*Feb. 28, 1970, at West Lafayette, Ind.*

Iowa led 49-47 at the half, even though Rick Mount scored a record 32 first-half points. Purdue managed a nine-point lead with just over four minutes left, but the Hawkeyes came back, outscoring Purdue 16-6 in the final 3:33 which included a six-point play for Iowa from a technical foul called on the Purdue crowd. The Rocket broke his own scoring record by dropping in 61 points in the loss.

## (18) PURDUE 87, UTAH 81

*Mar. 3, 1974, at New York N.Y.*

In Purdue head coach Fred Schaus' second year with the Boilermakers, he guided Purdue to the NIT championship. Purdue lost to Utah by two earlier in the year, but got their revenge in the championship game. The Utes led by five at halftime, but with Frank Kendrick, Purdue's only senior starter, going 9 for 18 from the field for a team-high 25 points, the Boilermakers battled back. Utah set an NIT record for most points throughout the tournament, but Purdue's stingy defense caused 23 turnovers, and John Garrett's 24 points for the Boilermakers put the game away.

## PURDUE 111, (16) MINNESOTA 110 (2OT)

*Jan. 3, 1976, at Minneapolis, Minn.*

Kyle Macy, Indiana's former Mr. Basketball, went

13 for 20 from the field and 12 for 13 from the line, scoring 38 points on the night. Purdue was down 36-50 at the half but with Macy, and Walt Jordan's 21 points and 16 boards, the Boilermakers came back to send the game into overtime. In the second overtime, Macy scored 11 of Purdue's 19 points, and a last-second shot by the Gophers could only bring it within one.

## PURDUE 52, (1) MICHIGAN STATE 50

*Jan. 13, 1979, at West Lafayette, Ind.*

Joe Barry Carroll shined, scoring 27 points, pulling down 11 rebounds and holding top-ranked Michigan State's Magic Johnson to only nine points. But Arnette Hallman was the star of the night. Purdue led the Spartans 24-17 at the half, but the eventual national champions came back to tie the score at 50 with 2:00 left in the game. Defense was strong on both sides, and when coach Lee Rose called a time out, he set up a play that would either get the ball in the hands of Jerry Sichting or Carroll. MSU covered the duo, and Hallman found himself with the ball and five seconds left on the clock. Off balance and with a hand in his face, he threw up a 25-foot jumper to beat the buzzer and Michigan State.

## (20) PURDUE 76, (7) INDIANA 69

*March 13, 1980, at Lexington, Ky.*

Purdue dominated the Hoosiers in one of the biggest matchups in the history of the rivalry. Meeting in the NCAA Sweet Sixteen, Keith Edmonson and Drake Morris dropped in 20 points each. Joe Barry Carroll helped ensure victory with 11 points and eight boards. No. 7-ranked Indiana led only once during the game (2-0), and even though Isiah Thomas scored 30 points on the evening, eight other IU ballers could only combine for an additional 39 points.

## PURDUE 56, ILLINOIS 54

*Feb. 23, 1983, at Champaign, Ill.*

Illinois was up 32-24 at the half, but with the help of Russell Cross' 13 points and six rebounds, Purdue overcame a 20-point deficit, outscoring the Illini 27-5 over the final 12:30. Purdue hit the game's last 18 points, including Jim Rowinski's running 18-foot jumper with :01 left and the score tied at 54. Illinois did not score during the closing 9:38.

## (13) PURDUE 59, (6) ILLINOIS 55

*Feb. 25, 1984, at West Lafayette, Ind.*

Jim Rowinski grabbed 13 rebounds and scored 24 points, 20 in the second half. Steve Reid chipped in 14 points for the win, which drew Purdue even with the Illini in the Big Ten standings. Illinois had won by 24 earlier in the season at Champaign over a Boilermaker team that had been picked to finish ninth in the conference. This upset, in the middle of a 15-3 conference run, led to Gene Keady's first of six Big Ten titles.



# Purdue's Most Memorable Games

## **(11) PURDUE 63, MINNESOTA 62** *March 10, 1984, at Minneapolis, Minn.*

In a game that clinched Gene Keady's first Big Ten championship, Jim Rowinski and Mark Atkinson combined for 30 points and 15 rebounds. Purdue led 32-27 at the half, and in the second, the lead stretched as far as 14. With 1:19 remaining, Minnesota battled back within two points. The momentum had changed drastically, but Purdue held off the fast-charging Gophers, who could only bring it as close as one with a last-second shot.

## **PURDUE 54, (5) ILLINOIS 34** *Jan. 30, 1985, at West Lafayette, Ind.*

A horrible snowstorm hit West Lafayette, but that didn't stop a sellout crowd from watching Purdue stomp the fifth-ranked Illini. James Bullock led all scorers with 18 points and nine rebounds, and Mark Atkinson dropped in 13 points to help the Boilermakers hold the lead throughout the game. Illinois' 34 points is the lowest opponent total since Pittsburgh managed only 29 points in 1947.

## **PURDUE 72, INDIANA 63** *Feb. 23, 1985, at Bloomington, Ind.*

Todd Mitchell scored 21 points and pulled down 12 rebounds in only 29 minutes of work, but nobody walked out of Indiana's Assembly Hall talking about Mitchell. Merely five minutes into the game, Steve Reid was sent to the foul line, and that did not sit well with Indiana coach Bob Knight. He received three technicals in a row for arguing the call, and upon the third, he had heard enough and threw his chair across the court. Coach Knight was ejected, but his Hoosiers still kept it close. At halftime, the Boilermakers were up 35-32. IU's star, Steve Alford managed only eight points on the night, allowing Purdue to finally pull away.

## **PURDUE 81, (13) INDIANA 79 (OT)** *Jan. 13, 1990, at Bloomington, Ind.*

Indiana's Calbert Cheaney scored 30 points on the night to put Purdue down 42-29 at the half, but Tony Jones drained 15 of his 21 points in the second half, and Chuckie White scored 19 points in only 28 minutes of work to bring the Boilermakers back. With only 35 seconds left, Ryan Berning hit a 15-footer to send the game to overtime, and Purdue took off from there, securing a two-point lead and the game.

## **PURDUE 61, (4) INDIANA 59** *March 15, 1992, at West Lafayette, Ind.*

The Hoosiers came out of the gate strong, leading by five at the half, but Woody Austin's game-high 20 points and six rebounds and Craig Riley's 15 points helped Purdue come from behind. Indiana managed only six points in the final 3:26. The Purdue win cost Indiana the Big Ten title. The Columbus, Ohio, mayor declared March 15 Purdue Day for helping Ohio State win the conference championship.

## **(3) PURDUE 83, (13) KANSAS 78** *March 24, 1994, at Knoxville, Tenn.*

In Purdue's third trip to the NCAA Sweet Sixteen, Glenn Robinson and Cuonzo Martin showed that they were the best 1-2 punch in Boilermaker history. Robinson broke Purdue's record for most points in an NCAA tournament game, scoring 44 points and pulling down seven rebounds, while Cuonzo dropped in 29 points, 20 in the second half. Roy Williams' Jayhawks came within two points, closing the score to 78-76 with only :33 left, but Purdue held on for the win and an Elite Eight matchup against top-ranked Duke.

## **PURDUE 84, (10) IOWA 83** *Jan. 14, 1995, at Iowa City, Iowa*

Cuonzo Martin scored 23 points, and Justin Jennings had 17 more on the evening en route to a 50-37 halftime lead. But 10th-ranked Iowa's 22-5 run at the start of the second half turned the tables. With one minute of play left, Todd Foster came off the bench, and was fouled, with the Hawkeyes up 83-81 and only 13 seconds left. Foster dropped three of four from the stripe, his only points of the day, and put Purdue ahead for good.

## **PURDUE 89, (24) INDIANA 87** *Feb. 18, 1997, at Bloomington, Ind.*

Everything the Hoosiers threw at Purdue, the Boilermakers matched. Indiana's A.J. Guyton managed 31 points, but Brian Cardinal scored 25 points and grabbed nine rebounds. The score was tied at 37 going into the break, and the game stayed tied 77-77 at the end of regulation. Purdue only needed one overtime this game as Chad Austin drained the last of his 18 points, a running 17-foot buzzer-beater with :00.6 seconds left on the clock for the win.

## **PURDUE 83, RHODE ISLAND 76 (OT)** *March 13, 1997, at Memphis, Tenn.*

Rhode Island got ahead early, finishing the first half with a 45-36 lead. With the game, and a chance to play No. 1 Kansas in the next round on the line, the Boilermakers came back, led by Brad Miller's 31 points and eight rebounds. Brian Cardinal chipped in a double-double with 10 rebounds and 16 points, including a three-point jumper with :16.7 seconds left to send the game into overtime. From there, Purdue ran away with the game, going on an 11-2 run.

## **(11) PURDUE 99, (10) MICHIGAN STATE 96 (OT)** *March 1, 1998, at East Lansing, Mich.*

Michigan State raised the season-finale banner before the game even started, but Purdue had other ideas. Even though MSU was up 49-43 at the half, Brad Miller's 30 points and 12 rebounds, combined

with Brian Cardinal's 19 points brought the Boilermakers back in a hurry. Michigan State's Morris Peterson managed to score with :02.1 left on the clock sending it to overtime, but Purdue came from one down to drain the last four points of the game. Purdue not only got the win but a No. 2 seed in the NCAA tournament.

## **PURDUE 72, (1) ARIZONA 69** *Nov. 25, 2000, at Indianapolis, Ind.*

The big names of No. 1 Arizona, including Gilbert Arenas (18 points), Jason Gardner (14 points) and Luke Walton (nine points), came to the Wooden Tradition and found themselves in the middle of an upset. The game was tied at 34 at the half, but Rodney Smith's 20 points and eight boards, as well as Willie Deane's 16 points put the Boilermakers in prime position for the win. With only :02.9 left, Deane stepped through the Wildcat zone defense and dropped in a layup for a three-point lead and only the second win over a No. 1 ranked opponent in Purdue history.

## **PURDUE 78, (2) DUKE 68** *Nov. 29, 2003, at Anchorage, Alaska*

In the championship game of the Great Alaska Shootout, Purdue took the court against No. 2 Duke.

The Blue Devils led early, going into the break with a six-point advantage, but a 14-2 Boilermaker run to open the second half turned the tide. Purdue maintained the lead from there, putting away the Blue Devils, 78-68. David Teague and Chris Booker scored 19 and 20 points, respectively, but it was Kenneth Lowe's 22 points that earned him MVP honors for the tournament.



*After a 20-point second-half deficit, Jim Rowinski's buzzer beater gave Purdue the victory in Champaign in 1983.*



Ward Lambert



Ralph Jones



Mel Taube



R.E. Vaughn



Ray Eddy

## **F. Homer Curtis • 1897 • 1-1**

Curtis was the first coach in Purdue history. After defeating the Lafayette YMCA in a contest held at the "Old Gym," his team came up four points short in a 23-19 loss to Wabash.

## **Alpha P. Jamison • 1900-01 • 12-1**

After three years of hibernation, Purdue basketball returned to the hardwood under Jamison, who also was the Purdue head football coach at the time. In 1901, he led Purdue to its first-ever undefeated season by going 12-0, which included a 20-15 win over Indiana in the initial game of this soon-to-be heated rivalry.

## **C.M. Besy • 1902 • 10-3**

After a 2-2 start, Besy's squad won eight of its final nine games, including defeating Indiana and Butler twice. The Boilermakers ended the season having won their final six games.

## **C.I. Freeman • 1903 • 8-0**

Freeman took the helm and guided Purdue to eight wins without a loss. Upon conclusion of the season, the University recognized the popularity of the sport and made basketball part of the Purdue Athletic Association.

## **James L. Nufer • 1905 • 3-6**

One of six coaches in the first decade of Boilermaker basketball, Nufer's club posted just three wins in nine attempts and recorded Purdue's first losing season in five years.

## **C.B. Jamison • 1906-08 • 16-24**

This Lafayette native led the Boilermakers through some hard times, posting just 16 wins in 40 contests. In Jamison's final year, his squad went winless in conference play.

## **E.J. Stewart • 1909 • 8-4**

Athletics Director Hugh Nicol was having difficulty finding a coach for the 1908-09 season. Practice had already commenced. Finally, after searching a good portion of the Midwest, Nicol came to terms with Ed Stewart from Mt. Union

## **Purdue All-Time Head Coaches**

Seasons	Coach	Years	Won	Lost	Pct.
1897	F. Homer Curtis	1	1	1	.500
1900-1901	Alpha P. Jamison	2	12	1	.923
1902	C.M. Besy	1	10	3	.769
1903	C.I. Freeman	1	8	0	1.000
1904	No Coach	1	11	2	.846
1905	James L. Nufer	1	3	6	.333
1906-1908	C.B. Jamison	3	16	24	.400
1909	E.J. Stewart	1	8	4	.667
1910-1912	Ralph Jones	3	32	9	.780
1913-1916	R.E. Vaughn	4	21	32	.396
1918	J.J. Maloney	1	11	5	.688
1917, 1919-1946	Ward Lambert	28 1/2	371	152	.709
1946-1950	Mel Taube	4 1/2	45	46	.495
1951-65	Ray Eddy	15	176	164	.518
1966-1972	George King	7	109	64	.630
1973-1978	Fred Schaus	6	104	60	.640
1979-1980	Lee Rose	2	50	18	.735
1981-2005	Gene Keady	25	512	270	.655
2006-present	Matt Painter	2	31	31	.500
<b>TOTALS</b>		<b>109</b>	<b>1531</b>	<b>892</b>	<b>.632</b>

College just days before the season began. After four consecutive losing seasons, the first-year coach directed Purdue to an 8-4 season and second place in the conference.

## **Ralph Jones • 1910-12 • 32-9**

With Jones came a marked change in style. He believed in long passing and quick movement up the court at a time when dribbling was the norm. The opening of Memorial Gymnasium provided an additional spark to his team, which eventually captured the 1911 and 1912 Big Nine titles. Following the 1912 season, he left for the University of Illinois, where he coached the Fighting Illini to a 12-4 record against the Boilermakers.

## **R.E. Vaughn 1913-16 • 21-32**

Vaughn played basketball for Crawfordsville High School and then went on to play collegiate football at Notre Dame. Vaughn's teams posted a winning record (7-5) in his initial season, but suffered three straight losing campaigns after that.

## **Ward "Piggy" Lambert 1917, 1919-46 • 371-152**

Lambert's positive, low-key approach off the court, coupled with his frenetic on-court presence, helped him achieve legendary status with Purdue fans and players alike. Lambert won more games than any other Purdue coach at the time and has 11 Big Ten titles to his credit. His 228 victories in conference play are the third most of any coach in Big Ten history. Along the way, he produced 10 consensus All-Americans and nine league-leading scorers.

## **Purdue All-Time Coaching Victories**

Head Coach	Years	Wins
Gene Keady	1981-2005	512
Ward Lambert	1917, '19-46	371
Ray Eddy	1951-65	176
George King	1966-72	109
Fred Schaus	1973-78	104
Lee Rose	1979-80	50
Mel Taube	1946-50	45
Ralph Jones	1910-12	32
Matt Painter	2006-present	31
R.E. Vaughn	1913-16	21
C.B. Jamison	1906-08	16
Alpha P. Jamison	1900-01	12
J.J. Maloney	1918	11
C.M. Besy	1902	10
C.I. Freeman	1903	8
E.J. Stewart	1909	8
James L. Nufer	1905	3
F. Homer Curtis	1897	1



# All-Time Head Coaches

## J.J. Maloney • 1918 • 11-5

This attorney from Crawfordsville took charge while Lambert was off serving his country in 1918. Practices were limited to just a few minutes per day as a result of a shortage of coal during the war effort. Despite the lack of practice time, Maloney's troops finished the season at 11-5 and defeated league champ Illinois.

## Mel Taube • 1946-50 • 45-46

Taube became the 12th head coach in Purdue history after serving as Lambert's assistant since 1936. Many considered him to have been the tactician behind the operation in Lambert's later years. Unable to follow in the footsteps of a legend, Taube resigned under pressure on March 27, 1950.

## Ray Eddy • 1951-65 • 176-164

Eddy placed a great deal of emphasis on the academic success of his players. During his 15 years at Purdue, he was able to attract a number of talented players, including All-Americans Terry Dischinger and Dave Schellhase. While finishing as Big Ten runner-up on three different occasions, Purdue failed to win the title during Eddy's tenure.

Eddy's 176 wins rank third all-time at Purdue and his 15 years on the bench rank third.

## George King • 1966-72 • 109-64

King, who represented a new breed of coaches, brought with him from West Virginia an up-tempo style of play. Explosive fast breaks were the trademark of his teams. After directing the Boilermakers to their first Big Ten title in 29 years, King led his team into the 1969 NCAA Tournament, where it finished as runner-up to UCLA. Two seasons later, King stepped down as head basketball coach in order to succeed Red Mackey as Purdue athletics director. King retired as athletics director June 30, 1992.

## Fred Schaus • 1973-78 • 104-60

Schaus, an imposing man at 6-foot-5, ventured to West Lafayette via the Los Angeles Lakers. His fast-breaking style excited fans, while his stingy defenses frustrated opponents. In six seasons at the Boilermaker helm, Schaus guided Purdue to three postseason tournaments and a 104-60 record. Schaus ranks fifth all-time at Purdue in wins and years coaching.

## Lee Rose • 1979-80 • 50-18

An opposite of his predecessor, Rose implemented a controlled and systematic offense. His short stay is well-remembered. This master tactician led the Boilermakers to the 1979 Big Ten title and a third-place finish in the 1980 NCAA Tournament. After the 1980 season, Rose departed for the University of South Florida.

## Gene Keady

### 1981-2005 • 512-270 (.655)

Gene Keady became the winningest coach in Purdue history on Dec. 6, 1997, by defeating Louisville, 87-69. He led the Boilermakers to six Big Ten championships (1984, '87, '88, '94, '95, '96). Purdue advanced to postseason play in 22 of his 25 seasons, including 17 NCAA Tournament berths. He graduated nearly 90 percent of his players, and Boilermakers were selected Academic All-Big Ten 41 times, including seven Academic All-America picks during his tenure.

Keady was selected Big Ten coach of the year a league-record seven times and the nation's top coach eight times in six different seasons. Keady's record was equally impressive in international competition. He led U.S. teams to two gold medals, a silver and a bronze, while establishing an impressive 22-2 record (.917).

On Dec. 12, 1997, the Mackey Arena playing floor was renamed Keady Court to honor the Boilermaker coaching legend.

## Matt Painter

### 2005- present • 31-31 (.500)

A former Purdue player from 1989 to 1993, Painter was named Gene Keady's successor on April 9, 2004. After serving as the associate head coach for the 2004-05 season, Painter became head coach on April 1, 2005.

He was head coach at Southern Illinois during 2003-04, where he led the Salukis to a 25-5 record and a trip to the NCAA Tournament. He was named the Missouri Valley Coach of the Year after a 17-1 conference record and a MVC Championship.

In only his second season, Painter led the Boilermakers back to the NCAA Tournament, tied for fourth in the Big Ten and set a Mackey Arena record with 16 wins.



Matt Painter



Gene Keady



Lee Rose



George King



Fred Schaus

## Purdue All-Time Assistant Coaches (since 1960)

Assistant Coach	Years of Service	Present Coaching Position
Everett Bass	1979-80	
Roger Blalock	1974-79	
Tony Branch	1983-85	
Paul Curtis	1983-85	
Linc Darner	1995	Florida Southern College (Head)
George Faerber	1972-79	
Todd Foster	2000-2006	
Clarence Glover	1981-82	
Tony Jones	1992	
Bob King	1961-74	
Billy Keller	1980	
Frank Kendrick	1990-99	
Steve Lavin	1989-91	
Paul Lusk	2004-present	
Cuonzo Martin	2001-present	
Brad McNulty	1974	
Jeff Meyer	1980	Indiana (Assistant)
Lynn Mitchem	1986	Illinois-Chicago (Assistant)
Matt Painter	2004-2005	Purdue Head Coach
Jay Price	1994-2003	Illinois (Assistant)
Rick Ray	2006-present	
Tom Reiter	1987-93	
Dave Schellhase	1971-72	
Joe Sexson	1960-77	
Kevin Stallings	1983-88	Vanderbilt (Head)
Jim Thrash	1999-00	
Dave Toney	1965-73	
Brock Touloukian	1986-87	
Bruce Weber	1981-98	Illinois (Head)
Tracy Webster	2003-04	Illinois (Assistant)
Jay Williams	1981-82	
David Wood	1987-89	West Lafayette H.S. (Head)

# All-Time Roster



## A

Adams, Donald C.	1941-42
Allison, John	1999-2002
Alvarez, Daniel	1955-57
Anderson, Eugene I.	1937-39
Anderson, Merwyn	1943, '45-47
Anderson, Robert Lee	1956
Anthrop, John G.	1977-80
Arnold, Jeff	1985-87
Atkinson, Mark	1984-85
Austin, Chad	1995-98
Austin, Woody	1989-90, '92
Austin, Harvey	1958-60
Axness, Richard H.	1948-50

## B

Bahler, Glenn T.	1949-51
Banas, Norman I.	1951-52
Banks, William B.	1947-50
Barkett, Rob Jr.	1983
Barnes, Mosi	1997-98
Barnes, Roosevelt	1978-81
Barr, Guy R.	1911-12
Barrett, Dave	1988-91
Barsha, N.B.	1937-39
Baumbach, C.C.	1935
Bavis, Chuck	1968-69
Beall, K.E.	1919
Beck, Donald M.	1953-55
Bedford, Tyrone	1968-70
Bemenderfer, T. Neil	1978-79
Benson, Ted	1980-83
Berberian, William	1947-49
Beretta, F. Fred	1938-40
Berning, Ryan	1987-90
Berry, C.M.	1913-15
Berkshire, Jerry Lee	1960-62
Best, Travis	2001
Biggs, Max E.	1943
Bishop, Kenneth Ray	1914-15
Blalock, Roger Lewis	1967-68
Bland, Ronald M.	1949-50
Blanken, Donald W.	1940-42
Blemker, Donald F.	1941
Blind, Dennis C.	1952-55
Bol, Donald G.	1950-51
Bonhomme, Robert	1954-56
Booker, Chris	2003-04
Boots, George H.	1929-30
Bosse, James E.	1939-40
Bowman, William	1909
Boyer, Edward M.	1953-55
Brady, Dennis L.	1966-67
Brantley, Brandon	1992, '94-96
Brewster, Darrell B.	1950-52
Brinkerhoff, B.W.	1940
Brockenbrough, H.W.	1914-16
Brower, Ralph T.	1942-43
Brown, Albert E.	1963-64
Brown, Earl T.	1964-65
Bruce, John A.	1936
Brugos, John	1987-89
Buckley, Melvin	2003-04
Budd, Charles F.	1936
Bulleit, O.L.	1907-09
Bullock, James R.	1982-85
Buscher, Brett	2001-04

Butchko, Andrew W.	1947-50
Butterfield, William S.	1947-50

## C

Caldwell, A.G.	1904-05
Caldwell, Tom	1975
Calhoun, Glen David	1951-53
Campbell, Joe E.	1956-57
Campbell, Ray W.	1918-20
Cardinal, Brian	1997-00
Caress, Charles W.	1940-42
Carretta, B.J.	1998
Carroll, Joseph Barry	1977-80
Carroll, Matt	2002-06
Caudell, Norris E.	1948-49
Chafee, William T.	1921
Chapman, J.D.	1940
Charters, Dave	1909-11
Church, Paul B.	1917-19
Clawson, Curt	1982-84
Clay, Luther	1996
Clyburn, Loren	1989-91
Coffing, F.L.	1919-21
Collier, J.H.	1903
Collins, C.R.	1906-07
Conrad, John B.	1968
Conrad, John T.	1941-42
Conwell, William P.	1959-60
Cook, Harold	1902
Cook, Linn C.	1933
Cornell, Jaraan	1997-00
Cottom, Norman T.	1933-35
Craig, Vernon J.	1933-35
Cramer, Carl C.	1925-26
Creed, Bennett C.	1910
Cross, Russell	1981-83
<b>Crump, Tarrance</b>	<b>2006</b>
Cummings, Franklin D.	1956-58
Cummins, E.S.	1936
Cummins, W.S.	1927-29
Cunningham, Carson	1999-2001
Cunningham, Steve	1965

## D

Daniels, Robert C.	1930
Darner, Linc	1991-94
Davis, Jamaal	1999
Dawkins, Philip	1962-64
Dean, Ross H.	1937-38
Deane, Willie	2001-03
DeBoos, F.A.	1906-07
Dermody, John B.	1951-53
Dickinson, Thomas K.	1937-39
Dillion, Art	1914
Dillon, Bryant	2005-06
Dischinger, Terry G.	1960-62
Dornte, Robert	1931-32, '34
Dove, Herb	1993-96
Downey, M. Glynn	1935-37
Dunn, Theodore A.	1953-55
Dykhuizen, Wilbur L.	1945

## E

Ebershoff, Henry	1965-67
Eckels, C.E.	1908
Eddy, J. Ray	1931-32, '34
Eddy, John Ray Jr.	1957-59

Edmonson, Keith A.	1979-82
Ehlers, Edwin S.	1943, '47
Eibel, Fred J.	1929
Eifert, Greg	1981-84
Eison, Wilson Jr.	1958-59
Eldridge, Alan	1996-99
Eldridge, A.S.	1915-16
Elliott, Ed	1934-36
Elliott, J.E.	1944-45
Ertel, James W.	1947-48
Ervin, Tim	1994-95
Eversman, W.G.	1921-23
Ewer, Eric	1988

## F


Faerber, George O.	1969-71
Faulkner, Charles M.	1904, '06
Fehring, William P.	1932-34
Fehrman, Robert B.	1957-59
Fisher, Dan T.	1938-40
Fisher, George H. Jr.	1933-34
Fisher, Tim	1984-87
Fleming, R.W.	1907-08
Ford, Andrew	2001-05
Ford, Robert A.	1970-72
Foster, Todd	1993-96
Franklin, William	1970-72
Fraizer, Steve	1944
Friend, Paul E.	1943-44

## G

Gadis, Mack Jr.	1983-86
Gamauf, H. Dennis	1971-73
Gampfer, Joseph M.	1982-84
Garland, Mel	1962-64
Garrett, John	1973-75
Garrity, Kevin	2001-04
Geigher, E.C.	1907
German, Bill	1953-55
Giannini, Amerigo G.	1933-34
Gibbens, V.E.	1928-30
Gilbert, Thomas A.	1972-74
Gilliam, Herman L.	1967-69
Gilvydis, Paul	1994-97
Glover, Ed	1904-05
Gosewehr, Billy J.	1945
Graft, A.J.	2007
Grams, George R.	1964, '66
<b>Grant, Keaton</b>	<b>2007</b>
<b>Green, Marcus</b>	<b>2006</b>
Greiner, Norman T.	1950-51
Greve, Bill J.	1957-59
Griese, Robert A.	1965
Gullion, B. Blair	1922-24

## H

Haag, Charles W.	1944-46
Hairston, Roy	1995-96
Hake, Paul H.	1915-16
Hall, Ernie	1952
Hall, Ricky	1981-84
Hallman, Arnette	1979-80
Hanna, Frank A.	1911
Harber, Paul A.	1963-65
Harmeson, Glen W.	1928-30
Harmeson, Harold L.	1925
Harmon, Louis A.	1933-34



Vincent Holloway

Hart, Herbert L.	1915-16
Hartley, Chris	2003-07
Heine, Albert W.	1918
Helmuth, Leo L.	1957-58
Herschelman, Eugene C.	1939-40
Hertzinger, George A.	1932-34
Herzsch, F.H.	1903-05
Hess, Thomas T.	1963
Hicks, Rodney L.	1963-65
Hinga, J. James	1945-46
Hiser, Walter, C.	1921-22
Hodges, Loren C.	1927
Hoffman, H.A.	1941-42
Hoffman, Paul J.	1944-47
Holdson, E.R.	1904, '06-07
Holloway, Vincent C.	1936-38
Holt, Bill	1901
Holwerda, D.V.	1921-23
Horn, Dennis R.	1944
Horn, Martin	1950-51
Huber, Thomas L.	1956-57
Hughes, Ronald L.	1963-65
Husar, John E.	1931-32
Hutt, Dale O.	1937-39

## I

Igney, Robert L.	1939-41
Isaacs, Larry	1961-63

## J


Jamenson, Robert J.	1964-66
Jecha, Ronald R.	1954-56
Jennings, Justin	1993-96
Johnson, Donald R. Jr.	1965-67
Johnson, George W.	1911-13
Johnson, H.B.	1908, '09
Johnson, Jerome C.	1968-70
Jones, H.M.	1908
Jones, Kenneth (Kip)	1986-89
Jones, Tony	1987-90
Jones, William L.	1963-65
Jordan, Walter L.	1975-78

## K

Kamman, John P.	1959-61
Kartelo, Ivan	2002-04
Kaufman, Frank E.	1969-71
Kehrt, Charles W.	1957-59
Kehrt, Robert S.	1960
Kellar, H.H.	1930-32
Keller, William C.	1967-69
Kemmer, H.G.	1927-28
Kendrick, Frank	1972-74
Kennedy, John W.	1943-44
Kerkhof, Chad	1997-00
Kessler, Robert L.	1934-36
Kiefer, Matt	2003-06
Kilgore, Darmetreis	2002-03
Kitchel, Jon	1979-82
Knapp, Joseph B.	1901-04
Knox, Alex W.	1907-09
Koenig, H.H.	1916-17
Korschot, B. Calvin	1940-41
<b>Kramer, Chris</b>	<b>2007-</b>
Krampe, Fred J.	1941-42
Kreighbaum, Paul B.	1923
Kroc, William B.	1970-71
Krull, Walter J.	1905
Kuhn, E.J.	1931

## L

Lambert, E.A.	1934-36
Landry, Carl	2005-07
Lawlis, Gerald L.	1959-60
Lawson, Floyd H. Jr.	1942-43, '46
Lawson, Jon	1981-82
Lee, Doug	1986-87
Lesmond, David	1995-96
Leverenz, M.G.	1921-22
Lewis, J. Cliff	1907-09
Lewis, Maynard	1999-2002
Lewis, R.D.	1945
Lewis, Troy	1985-88
Liddell, Adam	2004-05
Liehr, H. Harry	1912
Linkemer, Bernard B.	1928
Little, W.D.	1914
Littlejohn, Robert	1985
Lodge, William L.	1947
Longfellow, Steven E.	1969-71
Lorenz, Maurice G.	1954-56
Lowe, Kenneth	2000-04
Lowery, Emmett P. Jr.	1932-34
Lucas, D. Ralph	1901-03
Lucas, Lloyd	1901



Steve Longfellow

Luke, David L.	1972-74
Lundy, Lamar Jr.	1955-57
Lutz, Chris	2006-07
Lybault, James C.	1939
Lyle, Clyde, S.	1928-29
Lyons, Charles E.	1958-59

## M

Macy, Kyle	1976
Malarkey, Joe	1912-13
Malaska, P.D.	1936-38
Malveaux, Murray	1971-72
Manahan, Patrick F.	1974-75
Mangas, Carrol E.	1936-37
Markley, Robert E.	1917-19
Marshall, Joe	2001-02
Martin, Cuonzo	1992-95
Masters, A.B.	1921-23
Mayfield, Tony	1998-99
McCants, Melvin	1986-89
McCarter, Robin K.	1974-76
McClendon, Mark	1984
McCool, Norman	1946
McCormick, Edward L.	1957-58
McDermott, Daniel	1974, '76-78
McGinley, John T.	1960-62
McKeown, James D.	1949-50
McKnight, Brandon	2002-05
McMullen, Charles G.	1952-53
McNary, Cornelius	1991-94
McNulty, Carl E.	1950-52
McQuay, Gary	1997-99
McQuay, Greg	1999-00
McQuitty, Darrell	1960-62
McVaugh, Edwin	1910-12
Meade, Charles M.	1934-35
Menke, Allen C.	1942-43
Merriweather, Willie	1957-59
Mihal, Joseph	1937-38
Miller, A.R.	1910-11
Miller, Brad	1995-98
Miller, J.F.G.	1901-03
Miller, John R.	1946-47
Miller, R.F.	1920-22
Mills, Delbert L.	1932
Miner, Joe A.	1904-05
Miner, Norman	1931-32
Minnoy, Nate	2006
Mitchell, Richard A.	1959-61
Mitchell, Todd	1985-88
Moore, J. Doxie	1932-34
Morris, Drake	1978-81
Mosiman, L.B.	1915-17
Moser, Cornelius N.	1946
Motsinger, Robert R.	1957-60
Mount, Rich	1990
Mount, Rick	1968-70
Muller, Otto N.	1904
Murphy, Charles C.	1928-30
Murray, C.L.	1934-35

## N

Neddenriep, Donald	1954
Needham, Michael R.	1976-78
Neuman, P.W.	1926
Nichols, Jerry	1973-75
Nuetzel, William A.	1941
Nwankwo, Ije	2004-05



Forrest Sprowl

## O

Oliphant, Elmer Q.	1913-14
Oliver, Jimmy	1989-91
O'Neill, Charles S.	1965-66
Orrill, Robert T.	1959-61
Otto, Ken R.	1971-73
Overman, Glen W.	1929-30

## P

Painter, Matt	1990-93
Palombizio, Dan	1982-83
Parker, Eugene E.	1975-78
<b>Parker, Geno</b>	<b>2006-</b>
Parkinson, Austin	2001-04
Parkinson, Bruce	1973-75, '77
Parmenter, Ralph W.	1931-33
Patterson, Tony	1987
Pauline, Paul J.	1941
Peck, Clair L.	1902-04
Perry, Craig D.	1983-84
Peterson, Kyle	1982-83
Phillips, Mark L.	1972
Polk, Cecil A.	1941-42
Porter, A.R.E.	1913
Porter, John R.	1931-32
Price, Jovon P.	1971-73
Price, Xavier	2005
Pritchard, Thomas C.	1962-63
Pruitt, Dwayne	2006
Purkhiser, Robert L.	1963-65

## R

Rea, Marvin	1988-89
Reasoner, Ted A.	1967-69
Reid, Bill	1988-89
Reid, Steven D.	1983-85
Reimann, Harry W.	1901-02
Reynolds, Jonathan P.	1967-68
Rickelman, Stephen L.	1961-62
<b>Riddell, Bobby</b>	<b>2006-</b>
Ridenour, James H.	1958
Riley, Craig	1989-92
Riley, Robert G.	1942
Risinger, Rick	1972-73
Ritter, Julius F.	1946-48
Robbins, Winston H.	1923-25
Roberts, Porter	1993-96
Robertson, C.H.	1896
Robinson, Glenn	1993-94

Robinson, Herbert Jr.	1983-86
Robinson, Mike	1997-00
Rodenkirk, David A.	1953-54
Rogers, James N.	1970-72
Rose, T. Bruce	1972-74
Rowinski, Jim	1981-84
Runyan, Jack C.	1952-54

## S

Satterfield, Dick	1974-75
Saal, Randall L.	1967
Sartor, Ralph H.	1907
Scearce, Michael F.	1979-82
Scheffler, Stephen	1987-90
Scheffler, Tom	1974-77
Schellhase, David G.	1964-66
Schoettelkotte, Todd	1990-91
Schnaiter, Warren M.	1928-29
Schorr, James J.	1952-53
Segebarth, Frederick G.	1906
Server, Frederick A.	1952-53
Server, John R.	1953
Seward, J.F.	1935-37
Sexson, Joseph W.	1954-56
Shackleton, Roy	1904-05
Shaver, Edward B.	1933-35
Shields, Randall C.	1974
Sichting, Jerry	1976-79
Sines, John A.	1936-38
Smalley, Bill	1976-77
Smith, Alex	1901
Smith, Alfred D.	1916-17, '19
Smith, M.M.	1919-20
Smith, Robert W.	1936
Smith, Rodney	1999-2002
Spates, Korey	2006
Spiker, Tim	1992-93
Spradling, George C.	1924-26
Sprowl, Forrest H.	1940-42
Stack, David	1985-87
Stallings, Kevin	1980-82
Stamm, Martin L.	1939
Stanback, Ian	1991-94
Stauffer, George W.	1960
Steele, Mike	1974-76
Stephens, Cameron	1999
Stephens, Everette	1985-88
Stevenson, Allan B.	1928
Stewart, Charles L.	1931-33
Stewart, Keith	1989
Stinchfield, M.J. Jr.	1914-16
Stockton, K.L.	1910-12
Stonecipher, B.P.	1916
Stone, James D.	1951-52
Suerth, Henry J.	1966-68
Swan, Carl T.	1937
Swantz, John W.	1942-43
Swartz, Norman R.	1939-41

## T

Taube, Melvin H.	1924-26
Tavis, Frederick L.	1923-24
Taylor, Marshall R.	1944
Taylor, Ralph	1968-69
Teague, David	2003-07
Teepie, Larry S.	1913
Ten Dam, Matt	1995-97

# All-Time Roster



Theissen, Ralph S. ....	1948-49
Thomas, Gerald W. ....	1974-77
Thomas, H.A. ....	1930
Thompson, C.M. ....	1908
Thompson, Randolph ....	1970-72
Thompson, Richard R. ....	1962-63
Thornburg, Danny E. ....	1954-56
Tierney, John J. ....	1940, '42
Tilson, Donald H. ....	1918-20
Toeppe, John M. ....	1951-53
Treat, Frank E. ....	1923
Trice, Travis L. ....	1991-92
Trudeau, Douglas G. ....	1964-66
Trump, D.R. ....	1945-47

## U

Uchendu, Johnathan ....	2007
-------------------------	------

## V

Vandervieren, Dan ....	2007
Vehslage, Ed ....	1904-05
Vernon, John ....	1939-40

## W

Waddell, Matt ....	1992-95
Walker, Brian W. ....	1979-81
Walker, Steven M. ....	1979-80
Walls, Wayne A. ....	1975-78
Walter, Paul L. ....	1915-16
Ware, Gary ....	2005-06
Warrick, Malvin M. ....	1978
<b>Watt, Gordon</b> ....	<b>2006-</b>
Weatherford, Larry A. ....	1969-71
Weber, Forest J. ....	1939-41
Weiger, Ralph J. ....	1946
Wellman, F.J. ....	1923-25
Welp, Richard F. ....	1963
Westall, David W. Jr. ....	1950
Westover, Bert J. ....	1909-10
Wetzel, Adam ....	2000-01
Wheeler, Harold L. ....	1926-28
Wheeler, Joseph E. ....	1932-33
Whipkus, Bob ....	1918-19
White, Chuckie ....	1989-91
White, Donald S. ....	1920-21
White, Marcus ....	2006
White, Michael ....	1976, '78
White, Robert E. ....	1935
Wilcox, Chester, R. ....	1926-28
Williams, Howard E. ....	1946, '48-50
Williams, Kenny ....	1993-94
Williamson, E.J. ....	1916-17
Wills, Phillip L. ....	1960-62
Wilson, Robert D. ....	1926-28
Wooden, John R. ....	1930-32
Wright, Howard O. ....	1926

## Y

Yeager, Elwood L. ....	1938-40
Young, Glenn F. ....	1969-70
Young, Jewell I. ....	1936-38

## Z

Zink, Harry J. ....	1937-39
---------------------	---------

## Jersey Numbers Since 1980-81

### - 0 -

Willie Deane ....	2001-03
-------------------	---------

### - 00 -

Kenny Williams ....	1993-94
---------------------	---------

### - 1 -

<b>Gordon Watt</b> ....	<b>2006-</b>
-------------------------	--------------

### - 2 -

David Teague ....	2003-07
-------------------	---------

### - 3 -

Travis Trice ....	1991-92
Chad Austin ....	1995-98
Brett Buscher ....	2001-04
Chris Hartley ....	2006
<b>Chris Kramer</b> ....	<b>2007-</b>

### - 4 -

Rich Mount ....	1990
Tim Spiker ....	1992-93
Mosi Barnes ....	1997-98
Andrew Ford ....	2001-05
Chris Lutz ....	2006-07

### - 5 -

Bill Reid ....	1988
Gary McQuay ....	1997-99
Ivan Kartelo ....	2002-04
Bryant Dillon ....	2005-06
<b>Keaton Grant</b> ....	<b>2007-</b>

### - 10 -

Woody Austin ....	1989-92
Brandon McKnight ....	2002-05
Bobby Riddell ....	2006

### - 11 -

Keith Edmonson ....	1979-82
Mack Gadis ....	1983-86
Keith Stewart ....	1989
Matt Waddell ....	1992-95
Chad Kerkhof ....	1997-2000
Austin Parkinson ....	2001-04
Korey Spates ....	2006
<b>Bobby Riddell</b> ....	<b>2007-</b>

### - 12 -

Tim Fisher ....	1984-87
Matt Painter ....	1990-93
Maynard Lewis ....	1999-2002
<b>Tarrance Crump</b> ....	<b>2007-</b>

### - 13 -

Glenn Robinson ....	1993-94
---------------------	---------

### - 14 -

Matt ten Dam ....	1995-97
Carl Landry ....	2005-07

### - 15 -

Jim Bullock ....	1982-85
Ryan Berning ....	1987-90
Tim Ervin ....	1994-95
Alan Eldridge ....	1996-99
Joe Marshall ....	2001-02

### - 20 -

Brian Walker ....	1979-81
Craig Perry ....	1983
Doug Lee ....	1986-87
Todd Foster ....	1993-96
Tony Mayfield ....	1998-99
Kenneth Lowe ....	2000-04
<b>Marcus Green</b> ....	<b>2006-</b>

### - 21 -

Ricky Hall ....	1981-84
Everette Stephens ....	1985-88
Loren Clyburn ....	1989-90
Herb Dove ....	1993-96
Cameron Stephens ....	1999
Adam Wetzel ....	2000-01
Ije Nwankwo ....	2004-05

### - 22 -

Dan Palombizio ....	1982-83
Dave Barrett ....	1988-91
Cuonzo Martin ....	1992-95
Jaraan Cornell ....	1997-2000

### - 23 -

Mike Searce ....	1979-82
Troy Lewis ....	1985-88
Chuckie White ....	1989-91
Porter Roberts ....	1993-96
Mike Robinson ....	1997-2000
Marcus White ....	2006

### - 24 -

Rob Barkett Jr. ....	1983
Mark McClendon ....	1984
Marvin Rea ....	1988
B.J. Carretta ....	1998
Melvin Buckley ....	2003-04
Dwayne Pruitt ....	2006

### - 25 -

Steve Reid ....	1983-85
Tony Jones ....	1987-90
Roy Hairston ....	1995-96
Travis Best ....	2000-01

### - 30 -

Mark Atkinson ....	1984-85
Kip Jones ....	1986-89
Linc Darner ....	1991-94
Chris Hartley ....	2003-04
Xavier Price ....	2005
Johnathan Uchendu ....	2007

### - 31 -

John Lawson ....	1981-82
Dave Stack ....	1985-87
David Lesmond ....	1995-96
Rodney Smith ....	1999-2002
Chris Booker ....	2003-04
Chris Hartley ....	2005
Nate Minnoy ....	2006
Chris Hartley ....	2007

### - 32 -

Kevin Stallings ....	1980-82
Herb Robinson ....	1983-86
Jimmy Oliver ....	1989-91
Greg McQuay ....	1999-2000
Matt Carroll ....	2002-06

### - 33 -

Drake Morris ....	1978-81
Curt Clawson ....	1982-84
Todd Mitchell ....	1985-88
Justin Jennings ....	1993-96
Darmetreis Kilgore ....	2002-03
Gary Ware ....	2005-06

### - 34 -

Tony Patterson ....	1987
Ian Stanback ....	1991-94
Luther Clay ....	1996
Kevin Garrity ....	2001-04

### - 35 -

Ted Benson ....	1980-83
Melvin McCants ....	1986-89
Cornelius McNary ....	1991-94
Brian Cardinal ....	1997-2000

### - 40 -

Russell Cross ....	1981-83
Robert Littlejohn ....	1985
Jamaal Davis ....	1999
Ramon Diaz ....	2001

### - 41 -

Jon Kitchel ....	1979-82
Jim Rowinski ....	1981-84
Eric Ewer ....	1988

### - 42 -

Brandon Brantley ....	1992-96
Matt Kiefer ....	2003-06

### - 43 -

Kyle Peterson ....	1982-83
Jeff Arnold ....	1985-87
Carson Cunningham ....	1999-2001
A.J. Graft ....	2007

### - 44 -

Roosevelt Barnes ....	1978-81
Joe Gampfer ....	1982-84
John Bugos ....	1987-89
Adam Liddell ....	2004-05
<b>Geno Parker</b> ....	<b>2006-</b>

### - 45 -

Greg Eifert ....	1981-84
------------------	---------

### - 52 -

Brad Miller ....	1995-98
------------------	---------

### - 53 -

Todd Schoettelkotte ....	1990-91
--------------------------	---------

### - 54 -

Craig Riley ....	1989-92
John Allison ....	1999-2002
Dan Vandervieren ....	2007

### - 55 -

Stephen Scheffler ....	1987-90
Paul Gilvydis ....	1994-97



# All-Time Managers

Anderson, Robert L.	1954-56	Fouts, Dave	1976-77	Lyon, Shawn	1986-89	Schumaker, William A.	1977
Andrews, Freddie	1992-95	Funk, Don	1958-60	Macy, Al	1982	Schutz, Charles	1952-53
Anthrup, Christen Gail	1968	Gaines, Dan	1996	Macy, Alan	1978-80	Schwingendorf, Jeff	1994
Ash, Jack	1958	Gillund, Jay	1985	Madill, Dave	1956	Scott, Thomas E.	1954
Ashford, Orlando	1987	Ginsberg, Jack L.	1951	Major, Alan	1988-91	Shelton, Dave	1958-59
Baker, Buddy	1991, 1994	Ginter, Ford	1980	Malcolm, D.G.	1940	Shideler, Randy A.	1974-76
Ball, George	1968	Goodwin, Bruce	1989-91	Manges, Nathan	2006-present	Shimer, Stan	1958-61
<b>Baker, John</b>	<b>2006-present</b>	Green, R.L.	1922	Masterson, Brian	1976-79	Showalter, Jane M.	1979-80
Barker, Thomas	1985	Green, Wayne	1986-89	McCarty, Patrick	1976-77	Shripka, Eric	2000-2003
Baron, Mark	1989-91	Greenwald, Dick	1960-61	McCarty, Scott A.	1974	Sikora, Robert	2000-02
Baur, Greg	1959-62	Greth, Jason	1999	McCullum, Dave	1964	Simpson, Jeff	1986
Beall, P.R.	1927	Grimes, Larry	1959-60	McCreary, Dick	1952-55	Sims, S.D.	1920
Beaty, James J. III	1974	Grindstaff, Ron	1961	McDowell, Pat	1957-60	Smith, D. Bruce	1957-58
Beerbower, Jeff	1982	<b>Grogg, Dustin</b>	<b>2007-present</b>	McDuffy, Mark	1976	Smith, John	1976
Bentson, Ron	1983	Hachmeister, Charles	1952-54	McKeown, Don	1949-50	Smith, Kevin	1994
Bigler, William	1966-68	Hallett, H.N.	1924	McKinney, Mark G.	1951-52	Smith, Raymond D.	1954-55
Binder, Vincent	1970-73	Hallquist, Ron	1961-63	McMillan, Lawrence	1965-67	Solgere, Gary L.	1977-80
Birki, Tim	2003-2005	Halstead, Clyde	1961-64	Meehan, Dennis	1989-90	Spaulding, Brian	2004-2006
Blondia, Jim	1958-59	Hammonds, Michael W.	1977-78	Mefford, Keith	1999	Spaulding, Matthew	2004-2006
Bobillo, Douglas R.	1974-77	Harmon, George	1948-49	Meid, H.H.	1925	Speheger, Scott	2004-2007
Bohnert, Craig N.	1977	Harsh, Gary	1987-90	Merle, Randy	1982	Stahl, Ed.	1952-53
Borrello, Matt	2001	Haupt, Charles W.	1971	Merriman, Roger	1947	Staley, Andrew	1996-99
<b>Borst, Alex</b>	<b>2005-present</b>	Hawkins, Jim	1960-62	Metrocavage, Kevin	1994-96	Standard, C.E.	1942
Borst, Phillip	1969-71	Heckel, R.W.	1941	Miller, Edward	1951-53	Stehle, Gary	1991-93
Boyd, Richard	1964-66	Heid, Jordan	2003-2006	Miller, Kenton C.	1974	Steinhilber, William	1963-66
Branagin, Joe	1957-58	Heimlich, Bryan	1995-98	Miller, Kerry	1966-69	Stephenson, Glenn	1962
Brandt, Dave	1957	Henard, Truman	1970-72	Miller, Michael D.	1977	Stevens, John	1980
Branham, James P.	1973-75	Herring, John	1968	Mindach, Rex	1977	Stevens, John	1982-83
Brinson, R.F.	1937	Hicks, William	1964-65	Moll, Tom	1983-84	Stevens, Jon	1977-80
Brown, Joe	1983-84	Hiles, Rob	1976	Montemayer, Tom	1993-96	Stoll, Gary	1978
Brown, Timothy	1972-73	Hill, David	1985-87	Moore, Roger	1985	Stone, Barry	1989-91
Bryant, Ramond A.	1951	Hill, Donald	1968-69	Morris, Dan	1983-86	Stone, Jon	1975-77
Bunton, Jay	1975-76	Hilton, Henry	1956-57	Muth, Robert	1985	Stone, Robert	1985
Burke, Michael	1979-80	Hinton, Michael	1979	Natali, Tony	1980	Stout, Larry	1968
Burrell, Kathryn	1979-80	Hoepner, Timothy W.	1971-74	Natali, Tony	1982-83	Strange, Joe	1976
Cadou, Peter B.	1951-53	Holliday, Todd	1994	Norris, David	1967-69	Strietelmeier, Scott	1979-80
Caldwell, Thomas D.	1972-75	Holmes, H.S.	1930	Odle, Morris E.	1953-56	Sullivan, Mac L.	1944-46
Calvin, Earl	1950-51	Howard, Dwight	1975-78	O'Farroll, Jeff	1997-2000	Supple, Richard G.	1951-52
Carey, Charles W.	1953	Howat, Ed	1984-88	Parkinson, Mark	1988	Swartz, Daniel	1967-70
Carlson, Arthur	1961	Howell, George	1957	Parrish, C.B.	1943	Tapp, Timothy	1978
Chew, Gilbert, Jr.	1989-91	Hrybyk, Charles	1979	Percival, H.N.	1931	Taylor, Nicholas K.	1970-71
Chisholm, Charles G.	1953-55	Huber, Robert	1989	Perdue, Jerry	1961	Tepper, Lawrence	1965-68
Cladwell, Bob	1961-63	Hunsicker, Dick	1957-59	Perkins, Keith	1962	Terruso, Nick	1997-2001
Cleveland, Chris	1983-87	Huppenthal, Joe	1983-86	Peterson, E.	1966-67	Thurman, Charles	1963
Coffman, Steve	1991-94	Inniger, Brian	2000-2004	Peterson, Gregory W.	1970-72	Touloukian, B.J.	2000-2004
Coltart, Phillip	1964	Irwin, Jeff	1992-95	Phelps, E.H.	1938	Tsitos, Nicholas L.	1954
Conrad, C.E.	1932	Johnnemen, James	1968	Phenix, Steve	1956	Tucker, Leonard R.	1954
Cornick, Mike	1959-60	Johnson, Steve	1956-59	Pickart, Tim	1976	Unell, Marv	1960
Coulter, R.E.	1936	Karns, Ron	1961-62	Potts, Carlton	1993	Vanleere, James R.	1972-74
Cox, Al	1972	Karpick, Alan	1979-80	Potts, Edward	1979-80	VanNess, Mark	1980
Crihfield, Phillip	1964-65	Karpick, Alan	1981-82	Price, Thomas	1961	Vrabel, Kevin	1996-2000
Crist, Thomas	1964-67	Kester, John	1957-58	Pringle, Lance	1993	Vrabel, Robby	2001-2005
Davis, John C.	1955-56	Kettlehut, K.H.	1926	Priser, Shannen	1987-91	Walker, Paul	1988-90
Davis, William F.	1972-73	Kiene, Tony	1991	Pruzin, Rob	1992-94	Wall, Dick	1960
Dietz, A. Edward	1960-63	Kirchoff, Marc	1977-79	Pruzin, Steve	1988-91	Wallace, Phil	1950
Dilcher, Charles F.	1951-54	Kizer, Keith	1993-94	Quinn, Marty	1993-97	Walsh, Kerry	1979-80
Doud, Tyler	2004-2005	Knaus, Howard	1939	Ragan, Matthew	1982-84	Walsh, Kerry	1982
Doyle, Kenneth	1985	Knorr, Chris	1987	Reader, Joseph	1953	Ward, John V.	1951-52
Duncan, Timothy A.	1973-76	Kohut, Andy	2001-2003	Reid, Roger	1968	Warra, Fred	1955-56
East, David	1961	Koransky, Ralph	1965	Remley, James A.	1954-57	Weber, Russell	1989-90
Ebling, Doug	1976	Kramer, John	1959	Renfrew, D.H.	1929	Wentworth, Kevin	1982-83
Edwards, Douglas	1978-79	Krauss, Kenneth	1969	Richard, John	1956	Whitehurst, Dave	1957
Eichorn, F.F.	1923	Kress, James	1953	Rider, Steve	1972	Wilcox, Wes	1999
Eiler, Robert A.	1954	Kruger, Allen	1978-80	Ripley, John	1960	Wilen, J.	1934
Elliott, Kenneth	1947	Kruger, Allen	1981	Rishel, Dave	1978-79	Williams, Darren	1986
<b>Etherington, Tyler</b>	<b>2007-present</b>	Kuchar, Greg	1994-95	Romberger, F.	1933	Williams, Dudley D.	1954
Fagan, Michael	1980	Labarda, Carlito	1995-97	<b>Ross, Chad</b>	<b>2007-present</b>	Williams, Frank	1963
Fallis, Mick	1990	Lampert, Marc	1999	Ruckstaetter, John	1980	Wilson, D.W.	1952
Farrar, John	1961	Langston, Gary	1956	Ruffin, Richard	1991-93	Wilson, Max L.	1952
Farrow, Darryl	1983	Langston, Norm	1982-83	Ryner, Steve	1959-60	Wonsetler, C.R.	1935
Farwell, John	1987-90	Larsh, Joshua	2000-2003	Salis, Nick	2000-02	Wright, Allan	1956
<b>Faust, Derek</b>	<b>2007-present</b>	Lasley, Scott	1951-52	Sandhu, Mickey	1994	Wright, Don	1949-50
Fenstermaker, Jerry	1953-54	Lefley, Robert S.	1951	Sawyers, R.	1966	Wusterbarth, Steve	1986
Ferris, Merrill P.	1955-57	Lehman, J.E.	1928	Schoelich, John	1963-64		
Fertig, G.J.	1921	Lewis, David	1977-78	Schoenle, Jeff	2003-2006		
Finster, Tom	1976	Lodge, A.C.	1943	Schreiber, Charles A.	1953		
Fleck, Brad	1989-90	Ludwig, Rick	1991-94	Schroeder, Richard L.	1951		
Fletcher, Tim	1999-2000	Lumbley, William D.	1955-58	Schueler, Steve	1962-65		


# Team Award Recipients



1974 Red Mackey Award winner Randy Shields



1975 Red Mackey Award winner Dick Satterfield



Tim Fisher received the first two Ward Lambert Awards

## PURDUE TEAM MVP

*Awarded annually in honor of John Wooden, the 1932 national player of the year, three-time All-American and Hall of Fame coach:*

1945.....	Paul Hoffman
1946.....	Rudy Lawson
1947.....	Paul Hoffman
1948.....	Bill Berberian
1949.....	Howie Williams
1950.....	Howie Williams
1951.....	Carl McNulty
1952.....	Carl McNulty
1953.....	Jack Runyan
1954.....	Dennis Blind
1955.....	Don Beck
1956.....	Joe Sexson
1957.....	Lamar Lundy
1958.....	Wilson Eison
1959.....	Willie Merriweather
1960.....	Terry Dischinger
1961.....	Terry Dischinger
1962.....	Terry Dischinger
1963.....	Mel Garland
1964.....	Dave Schellhase
1965.....	Dave Schellhase
1966.....	Dave Schellhase
1967.....	Herman Gilliam
1968.....	Herman Gilliam/Billy Keller
1969.....	Rick Mount
1970.....	Rick Mount
1971.....	Larry Weatherford
1972.....	Bob Ford
1973.....	Frank Kendrick
1974.....	Frank Kendrick
1975.....	John Garrett
1976.....	Eugene Parker
1977.....	Walter Jordan
1978.....	Walter Jordan
1979.....	Joe Barry Carroll
1980.....	Brian Walker/Joe Barry Carroll
1981.....	Brian Walker
1982.....	Keith Edmonson
1983.....	Russell Cross

1984.....	Ricky Hall/Jim Rowinski
1985.....	James Bullock
1986.....	Mack Gadis
1987.....	Doug Lee
1988.....	Everette Stephens/Troy Lewis
1989.....	Tony Jones
1990.....	Tony Jones/Ryan Berning/Stephen Scheffler
1991.....	Jimmy Oliver
1992.....	Woody Austin
1993.....	Glenn Robinson
1994.....	Glenn Robinson
1995.....	Cuonzo Martin
1996.....	Brandon Brantley/Herb Dove/Todd Foster/Roy Hairston/Justin Jennings/Porter Roberts
1997.....	Chad Austin
1998.....	Chad Austin/Brad Miller
1999.....	Jaraan Cornell
2000.....	Brian Cardinal
2001.....	Rodney Smith
2002.....	Willie Deane
2003.....	Willie Deane
2004.....	Kenneth Lowe
2005.....	Carl Landry
2006.....	Matt Kiefer
2007.....	Carl Landry and David Teague

## RED MACKEY AWARD

*Established in honor of the late Purdue athletics director, this award recognizes athletes who exemplify the overall success of Boilermaker athletics. Guy "Red" Mackey devoted nearly half a century to Purdue athletics before his death in February 1971. The criteria for nomination includes competitive spirit, positive attitude, loyalty and self-discipline, hard work for the best interest of the team, and a willingness to help others. At the completion of the intercollegiate athletic season, a committee of letterwinners selects three of the nominees to receive the scholarship award for postgraduate study or completion of their degrees. The following are men's basketball nominees, with scholarship winners designated with an asterisk (\*):*

1973.....	Ken Otto
1974.....	Randy Shields*
1975.....	Dick Satterfield
1976.....	Mike Steele
1977.....	Bruce Parkinson*
1979.....	Neil Bemenderfer
1980.....	Joe Barry Carroll
1981.....	Roosevelt Barnes
1982.....	Jon Kitchell
1983.....	Kyle Peterson
1984.....	Greg Eifert
1985.....	Steve Reid
1986.....	Mack Gadis
1987.....	Tim Fisher*
1988.....	Troy Lewis
1989.....	Melvin McCants
1990.....	Ryan Berning
1991.....	Dave Barrett
1992.....	Craig Riley
1993.....	Matt Painter
1994.....	Kenny Williams
1995.....	Matt Waddell*
1996.....	Herb Dove*
1997.....	Paul Gilvydis
1998.....	Chad Austin
1999.....	Alan Eldridge
2000.....	Chad Kerkhof
2001.....	Carson Cunningham
2002.....	Joe Marshall
2003.....	Willie Deane and Darmetris Kilgore
2004.....	Austin Parkinson*
2005.....	Andrew Ford and Brandon McKnight



# Team Award Recipients

## WARD LAMBERT AWARD

Based on academic achievement, the Ward Lambert Award is named after long time basketball coach Ward Lambert, who is Purdue's second all-time winningest coach with 371 victories and 11 Big Ten championships. This award is presented annually to the letterman with the highest grade index for the preceding two semesters:

1986.....	Tim Fisher
1987.....	Tim Fisher
1988.....	Todd Mitchell
1989.....	John Brugos
1990.....	Stephen Scheffler
1991.....	Craig Riley
1992.....	Craig Riley
1993.....	Kenny Williams
1994.....	Herb Dove
1995.....	Tim Erwin
1996.....	Herb Dove
1997.....	Chad Kerkhof
1998.....	Chad Kerkhof
1999.....	Carson Cunningham
2000.....	Chad Kerkhof
2001.....	Carson Cunningham
2002.....	Matt Carroll
2003.....	Matt Kiefer
2004.....	Andrew Ford
2005.....	Andrew Ford
2006.....	Matt Carroll
2007.....	Bobby Riddell

## REBOUNDER AWARD

Awarded to the player who leads the team in total rebounds. Todd Mitchell is the only three-time winner:

1981.....	Russell Cross
1982.....	Mike Searce
1983.....	Russell Cross
1984.....	Jim Rowinski
1985.....	James Bullock
1986.....	Todd Mitchell
1987.....	Todd Mitchell
1988.....	Todd Mitchell
1989.....	Stephen Scheffler
1990.....	Stephen Scheffler
1991.....	Chuckie White
1992.....	Ian Stanback
1993.....	Glenn Robinson
1994.....	Glenn Robinson
1995.....	Brandon Brantley
1996.....	Brandon Brantley
1997.....	Brad Miller
1998.....	Brad Miller
1999.....	Brian Cardinal
2000.....	Mike Robinson
2001.....	John Allison
2002.....	John Allison
2003.....	Chris Booker
2004.....	Ivan Kartelo
2005.....	Carl Landry
2006.....	Matt Kiefer
2007.....	Carl Landry

## PLAY HARD AWARD

Given to the player who leads the team in a combination of steals, charges taken, grabbing loose balls, blocked shots, rebounds and assists:

1993.....	Glenn Robinson
1994.....	Glenn Robinson
1995.....	Porter Roberts
1996.....	Brandon Brantley
1997.....	Brad Miller
1998.....	Brad Miller
1999.....	Brian Cardinal
2000.....	Brian Cardinal
2001.....	Carson Cunningham
2002.....	Austin Parkinson
2003.....	Willie Deane
2004.....	Kenneth Lowe
2005.....	Brandon McKnight
2006.....	Matt Kiefer
2007.....	Chris Kramer

## COURAGE AWARD

Given to the player who takes the most charges:

1988.....	Melvin McCants
1989.....	Melvin McCants
1990.....	Chuckie White/Ryan Berning
1991.....	Chuckie White
1992.....	Ian Stanback
1993.....	Ian Stanback
1994.....	Ian Stanback
1995.....	Brandon Brantley
1996.....	Todd Foster
1997.....	Brian Cardinal
1998.....	Brian Cardinal
1999.....	Brian Cardinal
2000.....	Brian Cardinal
2002.....	Brett Buscher
2003.....	Austin Parkinson
2004.....	Matt Kiefer
2005.....	Matt Kiefer
2006.....	Nate Minnoy
2007.....	Carl Landry

## BOB KING ASSIST AWARD

This award is presented in honor of former longtime Purdue assistant coach Bob King, who dedicated his career to Purdue athletics and exemplified the ultimate in team play. The award, which goes to the player with the most assists, was renamed in King's honor in 1994:

1981.....	Brian Walker
1982.....	Kevin Stallings
1983.....	Ricky Hall
1984.....	Steve Reid
1985.....	Steve Reid
1986.....	Mack Gadis
1987.....	Everette Stephens
1988.....	Everette Stephens
1989.....	Tony Jones
1990.....	Tony Jones
1991.....	Jimmy Oliver
1992.....	Matt Waddell

1993.....	Matt Painter
1994.....	Matt Painter
1995.....	Porter Roberts
1996.....	Porter Roberts
1997.....	Brad Miller
1998.....	Chad Austin/Alan Eldridge
1999.....	Brian Cardinal
2000.....	Carson Cunningham
2001.....	Carson Cunningham
2002.....	Austin Parkinson
2003.....	Brandon McKnight
2004.....	Austin Parkinson
2005.....	Brandon McKnight
2006.....	Bryant Dillon
2007.....	Chris Kramer

## RAY EDDY "MR. HUSTLE" AWARD

Awarded annually to the player who displays the greatest amount of determination, drive and leadership. Given in memory of Ray Eddy, former Purdue player, coach and administrator:

1986.....	Tim Fisher
1987.....	Tim Fisher
1988.....	Dave Barrett
1989.....	Dave Barrett
1990.....	Dave Barrett
1991.....	Dave Barrett
1992.....	Matt Painter
1993.....	Todd Foster
1994.....	Todd Foster/Tim Ervin
1995.....	Todd Foster
1996.....	Todd Foster
1997.....	Brian Cardinal
1998.....	Brian Cardinal
1999.....	Brian Cardinal
2000.....	Brian Cardinal
2001.....	Kenneth Lowe/ Maynard Lewis
2002.....	Matt Carroll
2003.....	Kenneth Lowe
2004.....	Andrew Ford
2005.....	Brandon McKnight
2006.....	Bryant Dillon
2007.....	Chris Kramer

## PURDUE'S CENTENNIAL ALL-TIME MEN'S BASKETBALL TEAM

This team was selected by fans as well as a selection committee in March 1997 to commemorate the 100th anniversary of Purdue basketball:

Dave Charters .....	1909-11
Charles Murphy .....	1928-30
John Wooden .....	1930-32
Jewell Young .....	1936-38
Paul Hoffman .....	1944-47
Joe Sexson .....	1954-56
Terry Dischinger .....	1960-62
Dave Schellhase .....	1964-66
Rick Mount .....	1968-70
Joe Barry Carroll .....	1977-80
Troy Lewis .....	1985-88
Glenn Robinson .....	1993-94

# Purdue In The NCAA Tournament



Steve Scheffler scored 23 points against Northeast Louisiana in the first round of the 1990 NCAA Tournament.



Jimmy Oliver scored 21 points against Temple in the first round of the 1991 NCAA Tournament.



Melvin McCants scored 26 points against Fairleigh Dickinson in the first round of the 1988 NCAA Tournament.

## 1969 – MIDEAST REGION

Round	Site	Opponent	W/L	Score	High Scorer
Reg. Semifinal	Madison, Wis.	Miami (Ohio)	W	91-71	Rick Mount, 32
Reg. Final	Madison, Wis.	Marquette	W	75-73 (OT)	Rick Mount, 26
Nat'l Semifinal	Louisville, Ky.	North Carolina	W	92-65	Rick Mount, 36
Nat'l Final	Louisville, Ky.	UCLA	L	72-92	Rick Mount, 28

## 1977 – EAST REGION

First Round	Raleigh, N.C.	North Carolina	L	66-69	Walter Jordan, 16
-------------	---------------	----------------	---	-------	-------------------

## 1980 – MIDEAST REGION (No. 6 seed)

First Round	West Lafayette, Ind.	La Salle (10)	W	90-82	Joe Barry Carroll, 33
Second Round	West Lafayette, Ind.	St. John's (3)	W	87-73	Joe Barry Carroll, 36
Reg. Semifinal	Lexington, Ky.	Indiana (2)	W	76-69	Keith Edmonson, 21
Reg. Final	Lexington, Ky.	Duke (4)	W	68-60	Joe Barry Carroll, 26
Nat'l Semifinal	Indianapolis, Ind.	UCLA (8)	L	62-67	Keith Edmonson, 23
Nat'l Consolation	Indianapolis, Ind.	Iowa (5)	W	75-58	Joe Barry Carroll, 35

## 1983 – MIDEAST REGION (No. 5 seed)

First Round	Tampa, Fla.	Robert Morris (12)	W	55-53	Steve Reid, 20
Second Round	Tampa, Fla.	Arkansas (4)	L	68-78	Russell Cross, 22

## 1984 – MIDWEST REGION (No. 3 seed)

First Round	Memphis, Tenn.	Memphis State (14)	L	48-66	Jim Rowinski, 14
-------------	----------------	--------------------	---	-------	------------------

## 1985 – MIDWEST REGION (No. 6 seed)

First Round	South Bend, Ind.	Auburn (11)	L	58-59	Troy Lewis, 19
-------------	------------------	-------------	---	-------	----------------

## 1986 – SOUTHEAST REGION (No. 6 seed)

First Round	Baton Rouge, La.	LSU (11)	L	87-94 (3OT)	Todd Mitchell, 31
-------------	------------------	----------	---	-------------	-------------------

## 1987 – EAST REGION (No. 3 seed)

First Round	Syracuse, N.Y.	Northeastern (14)	W	104-95	Doug Lee, 29
Second Round	Syracuse, N.Y.	Florida (6)	L	66-85	Troy Lewis, 17
					Everette Stephens, 17

## 1988 – MIDWEST REGION (No. 1 seed)

First Round	South Bend, Ind.	Fairleigh Dickinson (16)	W	94-79	Melvin McCants, 26
Second Round	South Bend, Ind.	Memphis State (9)	W	100-73	Troy Lewis, 22
Reg. Semifinal	Pontiac, Mich.	Kansas State (4)	L	70-73	Everette Stephens, 20

## 1990 – MIDWEST REGION (No. 2 seed)

First Round	Indianapolis, Ind.	NE Louisiana (15)	W	75-63	Steve Scheffler, 23
Second Round	Indianapolis, Ind.	Texas (10)	L	72-73	Steve Scheffler, 18

## 1991 – EAST REGION (No. 7 seed)

First Round	College Park, Md.	Temple (10)	L	63-80	Jimmy Oliver, 21
-------------	-------------------	-------------	---	-------	------------------

## 1993 – EAST REGION (No. 9 seed)

First Round	Winston-Salem, N.C.	Rhode Island (8)	L	68-74	Glenn Robinson, 36
-------------	---------------------	------------------	---	-------	--------------------



# Purdue In The NCAA Tournament

## 1994 – SOUTHEAST REGION (No. 1 seed)

Round	Site	Opponent	W/L	Score	PU High Scorer
First Round	Lexington, Ky.	Central Florida (16)	W	98-67	Glenn Robinson, 31
Second Round	Lexington, Ky.	Alabama (9)	W	83-73	Glenn Robinson, 31
Reg. Semifinal	Knoxville, Tenn.	Kansas (4)	W	83-78	Glenn Robinson, 44
Reg. Final	Knoxville, Tenn.	Duke (2)	L	60-69	Matt Waddell, 16

## 1995 – MIDWEST REGION (No. 3 seed)

First Round	Austin, Texas	Wis.-Green Bay (14)	W	49-48	Cuonzo Martin, 19
Second Round	Austin, Texas	Memphis (6)	L	73-75	Roy Hairston, 14

## 1996 – WEST REGION (No. 1 seed)

First Round	Albuquerque, N.M.	W. Carolina (16)	W	73-71	Chad Austin, 18
Second Round	Albuquerque, N.M.	Georgia (8)	L	69-76	Chad Austin, 15

## 1997 – SOUTHEAST REGION (No. 8 seed)

First Round	Memphis, Tenn.	Rhode Island (9)	W	83-76 (OT)	Brad Miller, 31
Second Round	Memphis, Tenn.	Kansas (1)	L	61-75	Chad Austin, 17

## 1998 – MIDWEST REGION (No. 2 seed)

First Round	Chicago, Ill.	Delaware (15)	W	95-56	Mike Robinson, 19
Second Round	Chicago, Ill.	Detroit-Mercy (10)	W	80-65	Chad Austin, 20
Reg. Semifinal	St. Louis, Mo.	Stanford (3)	L	59-67	Brad Miller, 13

## 1999 – EAST REGION (No. 10 seed)

First Round	Boston, Mass.	Texas (15)	W	58-54	Jaraan Cornell, 18
Second Round	Boston, Mass.	Miami (Fla.) (10)	W	73-63	Brian Cardinal, 20
Reg. Semifinal	East Rutherford, N.J.	Temple (6)	L	55-77	Jaraan Cornell, 14

## 2000 – WEST REGION (No. 6 seed)

First Round	Tucson, Ariz.	Dayton (11)	W	62-61	Brian Cardinal, 18
Second Round	Tucson, Ariz.	Oklahoma (3)	W	66-62	Greg McQuay, 16
Reg. Semifinal	Albuquerque, N.M.	Gonzaga (10)	W	75-66	Jaraan Cornell, 18
Reg. Final	Albuquerque, N.M.	Wisconsin (8)	L	60-64	Brian Cardinal, 13 Carson Cunningham, 13

## 2003 – SOUTH REGION (No. 9 seed)

First Round	Birmingham, Ala.	LSU (8)	W	80-56	Melvin Buckley, 20
Second Round	Birmingham, Ala.	Texas (1)	L	67-77	Willie Deane, 13

## 2007 – MIDWEST REGION (No. 9 seed)

First Round	New Orleans, La.	Arizona (8)	W	72-63	Chris Kramer, Chris Lutz, 16
Second Round	New Orleans, La.	Florida (1)	L	67-74	Carl Landry, 18



Chad Austin scored 20 points against Detroit-Mercy in the second round of the 1988 NCAA Tournament. The Boilermakers were victorious and advanced to the Sweet 16.



Brian Cardinal scored 20 points in an 80-65 win over Miami (Fla.) in the 1999 NCAA Tournament. The win advanced the Boilermakers to the Sweet 16.

# NCAA Tournament Highlights



## FINAL FOUR – 1969

Louisville, Ky.  
Head Coach: George King  
Final Record: 23-5 (13-1)  
Final Associated Press Ranking: 6th

Purdue finished the season as the national scoring champion (94.8 ppg) and set 27 individual and team records. All the records were meaningless, however, as Purdue prepared for the school's first-ever NCAA Tournament appearance. As Big Ten champion, Purdue received a first-round bye. Purdue defeated Miami (Ohio), Marquette and North Carolina to advance to the championship game against UCLA. Led by Lew Alcindor, the Bruins jumped out to a 24-10 lead, and the Boilermakers could never catch up. Consensus All-American and team MVP Rick Mount led Purdue with 28 points.

## FINAL FOUR – 1980

Indianapolis, Ind.  
Head Coach: Lee Rose  
Final Record: 23-10 (11-7)  
Final Associated Press Ranking: 20th

After being shunned by the NCAA selection committee the year before, Purdue was happy to be included. The Boilermakers finished third in the Big Ten, but featured consensus All-American Joe Barry Carroll. After defeating La Salle in the first round, Purdue reeled off three straight upset wins over St. John's, Indiana and Duke to reach the Final Four. Larry Brown's Bruins, the only Final Four participant with a lower regional seed than Purdue (No. 8), defeated the Boilermakers. Carroll and Keith Edmonson were named to the Final Four all-tourney team. Purdue defeated Iowa 75-58 in the consolation game.

### NATIONAL SEMIFINAL Purdue 92 North Carolina 65

North Carolina	FG-A	FT-A	REB	TP
Bunting	7-13	5-7	7	19
Scott	6-19	4-6	6	16
Clark	7-9	6-10	9	20
Fogler	1-4	0-0	2	2
Tuttle, G.	2-4	0-1	3	4
Delany	0-2	0-0	1	0
Dedmon	0-1	0-1	4	0
Brown	1-4	0-0	1	2
Gipple	0-3	0-0	1	0
Chadwick	1-2	0-0	2	2
Tuttle, R.	0-1	0-0	0	0
Eggleston	0-0	0-0	0	0
Team			1	
<b>Totals</b>	<b>25-62</b>	<b>15-25</b>	<b>37</b>	<b>65</b>

Purdue	FG-A	FT-A	REB	TP
Gilliam	3-11	0-0	8	6
Faerber	3-3	2-2	9	8
Johnson	2-5	1-3	5	5
Mount	14-28	8-9	4	36
Keller	9-19	2-3	5	20
Kaufman	0-1	2-3	6	2
Weatherford	3-6	1-1	2	7
Bedford	3-3	0-0	5	6
Taylor	1-1	0-1	3	2
Longfellow	0-1	0-0	2	0
Reasoner	0-0	0-0	0	0
Young	0-0	0-0	0	0
Team			2	
<b>Totals</b>	<b>38-78</b>	<b>16-22</b>	<b>51</b>	<b>92</b>

### NATIONAL FINAL UCLA 92 Purdue 72

UCLA	FG-A	FT-A	REB	TP
Shackelford	3-8	5-8	9	11
Rowe	4-10	4-4	12	12
Alcindor	15-20	7-9	20	37
Heitz	0-3	0-1	3	0
Valley	4-9	7-10	4	15
Sweek	3-3	0-1	1	6
Wicks	0-1	3-6	4	3
Schofield	1-2	0-0	0	2
Patterson	1-1	2-2	2	4
Seibert	0-0	0-0	1	0
Farmer	0-0	0-0	0	0
Eker	1-1	0-0	0	2
Team			5	
<b>Totals</b>	<b>32-58</b>	<b>28-41</b>	<b>61</b>	<b>92</b>

Purdue	FG-A	FT-A	REB	TP
Gilliam	2-14	3-3	11	7
Faerber	1-2	0-0	3	5
Johnson	4-9	3-4	9	11
Mount	12-36	4-5	1	28
Keller	4-17	3-4	4	11
Kaufman	0-0	2-2	5	2
Bedford	3-8	1-3	8	7
Weatherford	1-5	2-2	1	4
Reasoner	0-1	0-1	1	0
Taylor	0-0	0-0	0	0
Team			5	
<b>Totals</b>	<b>27-92</b>	<b>18-24</b>	<b>48</b>	<b>72</b>

### NATIONAL SEMIFINAL UCLA 67 Purdue 62


UCLA	FG-A	FT-A	REB	TP
Wilkes	2-2	0-0	1	4
Vandeweghe	9-12	6-6	5	24
Sanders	3-7	6-6	6	12
Foster	4-7	1-2	3	9
Holton	1-3	2-2	1	4
Allums	0-0	0-2	4	0
Daye	1-5	4-5	3	6
Sims	0-3	0-0	3	0
Pruitt	3-7	2-2	1	8
Team			3	
<b>Totals</b>	<b>23-46</b>	<b>21-25</b>	<b>30</b>	<b>67</b>

Purdue	FG-A	FT-A	REB	TP
Morris	5-14	2-2	6	12
Hallman	1-7	0-0	7	2
Carroll	8-14	1-4	8	17
Edmonson	9-16	5-6	3	23
Walker, B.	1-3	4-5	1	6
Stallings	0-0	0-0	0	0
Scarce	0-2	0-0	3	0
Barnes	1-1	0-0	0	2
Walker, S.	0-1	0-0	1	0
Team			3	
<b>Totals</b>	<b>25-58</b>	<b>12-17</b>	<b>32</b>	<b>62</b>

### NATIONAL CONSOLATION Purdue 75 Iowa 58

Iowa	FG-A	FT-A	REB	TP
Brookins	2-6	0-1	6	4
Waite	3-5	2-5	7	8
Krafscin	2-8	2-2	6	6
Arnold	8-14	3-5	2	19
Boyle	3-8	3-4	7	9
Hansen	4-13	2-2	4	10
Gannon	1-8	0-0	3	2
Heller	0-2	0-0	1	0
Henry	0-1	0-0	1	0
Grogan	0-0	0-0	0	0
Arens	0-0	0-0	0	0
Darser	0-0	0-0	0	0
Team			3	
<b>Totals</b>	<b>23-65</b>	<b>12-19</b>	<b>40</b>	<b>58</b>

Purdue	FG-A	FT-A	REB	TP
Morris	3-3	1-1	1	7
Hallman	4-9	0-3	3	8
Carroll	14-17	7-11	12	35
Edmonson	6-11	5-8	4	17
Walker, B.	0-1	0-0	5	0
Stallings	1-3	2-2	1	4
Scarce	0-0	0-0	0	0
Walker, S.	1-3	2-3	4	4
Benson	0-0	0-0	0	0
Barnes	0-2	0-0	1	0
Anthrop	0-0	0-0	0	0
Kitchel	0-0	0-0	1	0
Team			4	
<b>Totals</b>	<b>29-49</b>	<b>17-28</b>	<b>36</b>	<b>75</b>





# NCAA Tournament Highlights

## SWEET 16 – 1988

Pontiac, Mich.  
Head Coach: Gene Keady  
Final Record: 29-4 (16-2)  
Final Associated Press Ranking: 3rd

Purdue won its first outright Big Ten title since 1969 and first back-to-back since 1935-36. The Boilermakers set school overall, regular-season and Big Ten victory records. The team featured three 1,000-point career scorers: Troy Lewis, Todd Mitchell and Everette Stephens. Purdue defeated Fairleigh Dickinson and Memphis State to reach the Sweet 16 for the first time under coach Gene Keady. The Boilermakers then faced No. 4 seed Kansas State, a team they defeated by 29 points in the regular season. The Wildcats, behind future NBA star Mitch Richmond, stunned the Boilermakers, 73-70.

### MIDWEST SECOND ROUND *Purdue 100 Memphis State 73*

<i>Memphis State</i>	<i>FG-A</i>	<i>FT-A</i>	<i>REB</i>	<i>TP</i>
Douglas	2-5	2-3	7	6
Ballard	1-1	0-0	1	2
Bailey	1-6	0-0	3	2
Boyd	6-12	6-7	3	18
Perry	2-8	0-0	1	4
Gibson	2-10	1-2	4	7
McLaughlin	4-10	2-2	2	14
McClain	3-5	0-0	2	7
Young	0-2	0-0	3	0
Mundt	6-12	1-1	3	13
Team			4	
<b>Totals</b>	<b>27-71</b>	<b>12-15</b>	<b>33</b>	<b>73</b>

<i>Purdue</i>	<i>FG-A</i>	<i>FT-A</i>	<i>REB</i>	<i>TP</i>
Jones, K.	2-4	2-6	8	6
Mitchell	4-9	7-8	5	15
McCants	7-13	6-9	7	20
Stephens	4-9	0-0	4	9
Lewis	8-13	2-3	5	22
Reid	0-1	0-0	0	0
Berning	1-3	1-1	3	3
Barrett	0-0	0-0	0	0
Rea	0-0	0-0	0	0
Jones, T.	4-6	2-2	4	10
Ewer	0-0	0-0	0	0
Brugos	1-1	0-0	0	2
Scheffler	4-6	5-5	6	13
Team			5	
<b>Totals</b>	<b>35-65</b>	<b>25-34</b>	<b>47</b>	<b>100</b>

Three-Point FGs: Memphis State 7-22  
(McLaughlin 4); Purdue 5-14 (Lewis 4)

### MIDWEST REG. SEMIFINAL *Kansas State 73 Purdue 70*

<i>Kansas State</i>	<i>FG-A</i>	<i>FT-A</i>	<i>REB</i>	<i>TP</i>
Richmond	10-20	5-8	11	27
Bledsoe	2-6	1-3	4	5
Meyer	2-8	1-2	2	5
Henson	1-3	2-2	1	5
Scott	6-11	0-0	3	17
Glover	1-1	0-0	0	2
McCoy	4-8	0-1	6	8
Dobbins	2-4	0-0	3	4
Team			3	
<b>Totals</b>	<b>28-61</b>	<b>9-16</b>	<b>33</b>	<b>73</b>

<i>Purdue</i>	<i>FG-A</i>	<i>FT-A</i>	<i>REB</i>	<i>TP</i>
Jones, K.	0-0	0-0	6	0
Mitchell	6-15	1-4	9	13
McCants	5-12	3-4	2	13
Stephens	7-11	1-1	5	20
Lewis	5-11	5-6	5	19
Jones, T.	1-3	0-0	4	2
Scheffler	0-0	1-2	1	1
Berning	1-1	0-0	0	2
Team			3	
<b>Totals</b>	<b>25-53</b>	<b>11-17</b>	<b>35</b>	<b>70</b>

Three-Point FGs: Kansas State 8-10  
(Scott 5); Purdue 9-16 (Stephens 5)

## ELITE EIGHT – 1994

Knoxville, Tenn.  
Head Coach: Gene Keady  
Final Record: 29-5 (14-4)  
Final Associated Press Ranking: 3rd

Purdue advanced to the NCAA Tournament Elite Eight for the first time under coach Gene Keady. The Boilermakers won their 19th Big Ten championship, the fourth under Keady. Purdue was rewarded with the No. 1 seed in the Southeast Regional. The Boilermakers defeated Central Florida and Alabama to reach the Sweet 16, then defeated Kansas 83-78 in the regional semifinal. National Player of the Year Glenn Robinson scored a Purdue NCAA Tournament-record 44 points against the Jayhawks. Cuonzo Martin hit a school-record eight three-pointers and overall Purdue made a school-record 15 treys against KU. Duke stopped Robinson and defeated the Boilermakers, 69-60, in the final.

### SOUTHEAST REG. SEMIFINAL *Purdue 83 Kansas 78*

<i>Kansas</i>	<i>FG-A</i>	<i>FT-A</i>	<i>REB</i>	<i>TP</i>
Scott	6-12	3-4	10	15
Richey	2-7	0-0	7	4
Ostertag	4-7	0-0	5	8
Woodberry	6-10	1-3	3	16
Vaughn	1-3	2-7	0	4
Pollard	3-4	0-0	3	6
Pearson	7-13	2-2	3	20
Williams	0-1	0-0	1	0
Rayford	0-2	0-0	1	0
Gurley	2-3	0-0	3	5
Team			3	
<b>Totals</b>	<b>31-62</b>	<b>8-16</b>	<b>39</b>	<b>78</b>

<i>Purdue</i>	<i>FG-A</i>	<i>FT-A</i>	<i>REB</i>	<i>TP</i>
Robinson	15-33	8-9	7	44
Martin	9-18	3-3	5	29
Brantley	0-1	0-0	4	0
Waddell	2-8	0-1	1	5
Roberts	0-3	3-4	7	3
Stanback	1-2	0-0	4	2
Dove	0-0	0-0	0	0
Darner	0-0	0-0	3	0
Jennings	0-0	0-0	3	0
McNary	0-0	0-0	0	0
Team			4	
<b>Totals</b>	<b>27-65</b>	<b>14-17</b>	<b>38</b>	<b>83</b>


Three-Point FGs: Kansas 8-17  
(Pearson 4); Purdue 15-27 (Martin 8)

### SOUTHEAST REGIONAL FINAL *Duke 69 Purdue 60*

<i>Duke</i>	<i>FG-A</i>	<i>FT-A</i>	<i>REB</i>	<i>TP</i>
Lang	7-13	5-8	5	19
Hill	4-12	2-2	7	11
Parks	5-10	5-6	10	15
Capel	7-12	2-5	4	19
Collins	1-6	3-5	4	5
Clark	0-3	0-0	2	0
Meek	0-0	0-0	3	0
Brunson	0-0	0-0	0	0
Beard	0-0	0-0	0	0
Wallace	0-0	0-0	0	0
Moore	0-0	0-0	0	0
Newton	0-0	0-0	0	0
Team			3	
<b>Totals</b>	<b>24-56</b>	<b>17-26</b>	<b>38</b>	<b>69</b>

<i>Purdue</i>	<i>FG-A</i>	<i>FT-A</i>	<i>REB</i>	<i>TP</i>
Robinson	6-22	1-3	13	13
Martin	5-14	0-0	3	12
Brantley	0-1	0-0	0	0
Waddell	6-11	2-2	2	16
Roberts	3-5	0-0	4	7
Stanback	4-6	0-0	9	8
Dove	1-2	0-0	4	2
Jennings	1-2	0-0	1	2
Darner	0-0	0-0	1	0
Team			1	
<b>Totals</b>	<b>26-63</b>	<b>3-5</b>	<b>38</b>	<b>60</b>

Three-Point FGs: Duke 4-11 (Capel 3);  
Purdue 5-19 (Martin 8, Waddell 2)



# NCAA Tournament Highlights



## SWEET 16 – 1998

St. Louis, Mo.  
Head Coach: Gene Keady  
Final Record: 28-8 (12-4)  
Final Associated Press Ranking: 11th

Purdue's 36 games played (28-8 mark) were the most in school history. The Boilermakers cruised past Delaware (95-56) and Detroit (80-65) to advance to the Sweet 16. Purdue's 39-point win over Delaware was the biggest in school history and the second-largest ever in the NCAA Midwest Regional. In the regional semifinal, Stanford finished the first half on a 17-2 run and held on for a 67-59 victory over Purdue in St. Louis. Poor shooting sank the Boilermakers, who shot a season-low 31 percent from the field. Brad Miller had 13 points and 11 rebounds for a double-double against the Cardinal.

### MIDWEST SECOND ROUND *Purdue 80 Detroit 65*

<i>Detroit</i>	<i>FG-A</i>	<i>FT-A</i>	<i>REB</i>	<i>TP</i>
Hayes	1-7	0-2	3	2
Ba. Alexander	0-0	0-0	3	0
Br. Alexander	4-10	5-8	5	13
Harralson	5-9	0-0	6	12
Jackson	4-12	0-0	3	8
Phillips	3-7	2-2	2	9
Ferguson	7-14	0-0	3	19
Robinson	1-1	0-0	2	2
Team			1	
<b>Totals</b>	<b>25-60</b>	<b>7-10</b>	<b>29</b>	<b>65</b>

<i>Purdue</i>	<i>FG-A</i>	<i>FT-A</i>	<i>REB</i>	<i>TP</i>
Robinson	3-8	4-4	11	10
Cardinal	2-10	5-5	6	11
Miller	6-12	6-6	11	18
Austin	7-12	3-4	2	20
Eldridge	3-6	2-2	3	9
Barnes	0-2	0-0	0	0
McQuay, Ga.	2-5	2-3	5	6
Mayfield	1-2	0-0	1	3
Cornell	1-2	0-0	0	3
Carretta	0-0	0-0	0	0
Team			5	
<b>Totals</b>	<b>25-59</b>	<b>22-24</b>	<b>44</b>	<b>80</b>

Three-Point FGs: Detroit 8-22 (Ferguson 5); Purdue 8-19

### MIDWEST REGIONAL SEMIFINAL *Stanford 67 Purdue 59*

<i>Stanford</i>	<i>FG-A</i>	<i>FT-A</i>	<i>REB</i>	<i>TP</i>
Sauer	4-10	1-4	4	9
Madsen	6-8	3-5	13	15
Weems	0-10	0-1	6	0
Lee	3-11	6-6	4	13
McDonald	0-1	2-2	0	2
Moseley	3-10	2-2	3	10
Collins	5-9	2-3	11	12
Mendez	0-2	0-0	4	0
Van Elswyk	0-0	0-0	1	0
Seaton	0-0	0-0	12	0
Team			2	
<b>Totals</b>	<b>24-66</b>	<b>15-19</b>	<b>53</b>	<b>67</b>

<i>Purdue</i>	<i>FG-A</i>	<i>FT-A</i>	<i>REB</i>	<i>TP</i>
Robinson	3-11	2-2	6	9
Cardinal	4-11	2-4	8	11
Miller	5-11	3-4	11	13
Austin	4-18	2-2	5	12
Eldridge	2-8	0-0	4	5
McQuay, Ga.	1-3	0-0	4	2
Mayfield	1-2	0-0	3	2
Cornell	1-3	2-2	1	5
Team			1	
<b>Totals</b>	<b>21-67</b>	<b>11-14</b>	<b>40</b>	<b>59</b>

Three-Point FGs: Stanford 4-16 (Moseley 2); Purdue 6-29

## SWEET 16 – 1999

East Rutherford, N.J.  
Head Coach: Gene Keady  
Final Record: 23-13 (7-9)  
Final Associated Press Ranking: none

Despite a disappointing 7-9 record in the Big Ten, Purdue advanced to the Sweet 16 for the second consecutive season and the third time in the 1990s. The only team to make the NCAA field of 64 with a losing record in conference play, the No. 10-seed Boilermakers upset No. 7 seed and Big 12 conference champion Texas (58-54) in the first round before posting a convincing 73-63 win over No. 2 seed Miami (Fla.) in the East Regional. In the regional semifinals, Temple shot 55 percent from the field, as the Owls handed the Boilermakers their worst ever postseason defeat by a count of 77-55.

### EAST SECOND ROUND *Purdue 73 Miami (Fla.) 63*

<i>Miami (Fla.)</i>	<i>FG-A</i>	<i>FT-A</i>	<i>REB</i>	<i>TP</i>
Hemsley	5-13	3-4	7	13
James	7-21	5-7	8	19
Bland	5-13	3-3	11	14
Jennings	2-9	0-0	3	4
Salmons	5-11	1-1	4	11
Simmons	0-2	0-0	0	0
Coelho	0-0	0-0	0	0
Wimbley	0-0	0-0	0	0
Houston	0-5	0-0	3	0
Tyler	1-2	0-0	2	2
Team			7	
<b>Totals</b>	<b>25-76</b>	<b>12-15</b>	<b>45</b>	<b>63</b>

<i>Purdue</i>	<i>FG-A</i>	<i>FT-A</i>	<i>REB</i>	<i>TP</i>
Cornell	2-7	0-0	1	4
Cardinal	5-7	6-8	6	20
McQuay, Gr.	6-8	2-3	6	14
Eldridge	2-6	7-10	1	12
Mayfield	1-3	2-4	2	4
Kerkhof	0-0	0-0	1	0
Stephens	3-4	1-4	5	7
Robinson	3-3	4-6	3	10
Smith	0-0	2-2	1	2
Lewis	2-2	0-0	0	5
Team			3	
<b>Totals</b>	<b>22-38</b>	<b>24-37</b>	<b>29</b>	<b>73</b>


Three-Point FGs: Miami (FL) 1-14 (Bland 1-1); Purdue 5-13 (Cardinal

### EAST REGIONAL SEMIFINAL *Temple 77 Purdue 55*

<i>Temple</i>	<i>FG-A</i>	<i>FT-A</i>	<i>REB</i>	<i>TP</i>
Barnes	3-4	1-3	2	7
Karcher	8-17	0-0	4	21
Lyde	6-6	2-2	8	14
Brokenborough	3-9	1-2	2	8
Sanchez	6-12	4-4	6	17
Wadley	3-5	2-3	4	9
Rollerson	0-0	0-1	1	1
Sanders	0-2	0-0	0	0
Cellou Barry	0-0	0-0	0	0
Reid	0-0	0-0	0	0
Team			2	
<b>Totals</b>	<b>29-55</b>	<b>11-16</b>	<b>31</b>	<b>77</b>

<i>Purdue</i>	<i>FG-A</i>	<i>FT-A</i>	<i>REB</i>	<i>TP</i>
Cornell	5-13	0-1	3	14
Cardinal	2-2	0-0	4	5
McQuay, Gr.	0-0	0-0	0	0
Eldridge	3-5	0-0	1	9
Mayfield	2-5	0-0	1	5
Stephens	0-5	0-0	3	0
Cunningham	2-3	0-0	1	6
Robinson	1-2	1-2	1	4
Kerkhof	0-0	0-0	0	0
Smith	0-3	0-0	1	0
Lewis	2-2	0-0	0	5
Team			5	
<b>Totals</b>	<b>19-42</b>	<b>4-7</b>	<b>23</b>	<b>55</b>

Three-Point FGs: Temple 8-23 (Karcher 5-12); Purdue 13-22 (Cornell





# NCAA Tournament Highlights

## SWEET 16 – 2000

Albuquerque, N.M.  
Head Coach: Gene Keady  
Final Record: 24-10 (12-4)  
Final Associated Press Ranking: 25th

Purdue defeated Gonzaga 75-66 in a second-round matchup to make its third consecutive appearance in the Sweet 16. The No. 6-seeded Boilermakers defeated Dayton 62-61 in the first round game that went all the way to the wire. Dayton had a 9-0 run late in the second half, but Purdue took charge with three clutch three-pointers by Jaraan Cornell down the stretch. In what can be called a mild upset, Purdue defeated No. 3 seed Oklahoma to clinch its third-consecutive appearance in the Sweet 16 and fourth overall under coach Gene Keady.

### WEST FIRST ROUND *Purdue 62 Dayton 61*

DAYTON (61)	FG-A	FT-A	REB	TP
Green (f)	1-2	1-2	1	3
Hall (f)	1-4	2-4	8	4
Ashman (c)	8-16	0-0	8	16
Stanley (g)	7-19	0-0	6	16
Young (g)	0-3	0-2	1	0
Fitz	0-1	0-0	2	0
Morris	2-9	2-2	4	6
Holland	6-8	2-2	3	14
Cooper	1-1	0-0	0	2
Team			4	
TOTALS	26-63	7-12	37	61

PURDUE (62)	FG-A	FT-A	REB	TP
Robinson (f)	2-7	4-8	8	8
Smith (f)	1-4	0-0	2	2
Cardinal (f)	7-11	2-3	8	18
Cornell (g)	4-10	2-2	1	13
Cunningham (g)	3-9	1-2	2	10
Kerkhof	2-2	0-0	1	6
Lewis	0-3	0-0	5	0
McQuay	1-3	1-2	3	3
Allison	1-1	0-0	1	2
Team			5	
TOTALS	21-50	10-23	36	62

Three-Point FGs: Purdue 10-23 (Cunningham 3-6), (Cornell 3-7); Dayton 2-17 (Stanley 2-10)

### WEST SECOND ROUND *Purdue 66 Oklahoma 62*

PURDUE (66)	FG-A	FT-A	REB	TP
Robinson (f)	2-6	0-0	8	4
Cardinal (f)	3-13	1-1	5	8
McQuay (c)	5-7	6-9	5	16
Cornell (g)	5-12	3-3	6	15
Cunningham (g)	2-5	4-5	2	8
Kerkhof	0-0	0-0	0	0
Lewis	2-4	0-0	4	4
Smith	2-4	3-4	1	8
Allison	1-1	1-1	0	3
Team			0	
TOTALS	22-52	18-23	31	66

OKLAHOMA (62)	FG-A	FT-A	REB	TP
Najera (f)	7-15	1-3	6	15
Stone (f)	1-2	0-3	6	2
Johnson (g)	9-14	2-3	10	20
Price (g)	4-10	2-2	3	10
Raymond (g)	1-6	0-0	1	3
Heskett	0-1	0-0	0	0
Newton	1-6	2-2	2	5
Avila	3-4	1-2	8	7
Heywood	0-0	0-0	0	0
Team			4	
TOTALS	26-58	8-15	37	62

Three-Point FGs: Purdue 4-19 (Cornell 2-6); Oklahoma 2-19 (Raymond 1-6), (Newton 1-6)

## ELITE EIGHT – 2000

Albuquerque, N.M.  
Head Coach: Gene Keady  
Final Record: 24-10 (12-4)  
Final Associated Press Ranking: 25th

Purdue came arguably as close as it has come to its first Final Four appearance under Gene Keady, following an inspiring performance in Albuquerque. The Boilermakers defeated Gonzaga 75-66 in a regional semifinal game, thanks to great defense and strong rebounding. Purdue went on to face Wisconsin for the third time in one season, hoping the third time was a charm. Unfortunately, the Boilermakers fell just four points short of a Final Four appearance.

### WEST REGIONAL SEMIFINAL *Purdue 75 Gonzaga 66*

GONZAGA (66)	FG-A	FT-A	REB	TP
Calvary (f)	9-12	2-4	6	20
Dench (f)	5-9	2-2	3	14
Santangelo (g)	4-18	0-0	4	9
Floyd (g)	1-3	0-1	3	3
Frahm (g)	5-12	3-4	5	14
Spink	3-6	0-0	5	6
Gourde	0-1	0-0	4	0
Team			3	
TOTALS	27-61	7-11	33	66

PURDUE (75)	FG-A	FT-A	REB	TP
Robinson (f)	4-10	0-0	4	8
Cardinal (f)	3-8	4-6	8	10
McQuay (c)	5-7	1-3	7	11
Cornell (g)	5-13	6-8	7	18
Cunningham (g)	3-6	6-8	3	14
Kerkhof	1-1	0-0	2	3
Lewis	2-6	0-1	3	4
Lowe	1-1	0-0	0	2
Wetzel	0-0	0-0	0	0
Smith	1-3	3-4	6	5
Allison	0-1	0-0	0	0
Team			4	
TOTALS	25-56	20-30	44	75

Three-Point FGs: Purdue 5-20 (Cornell 2-7); Gonzaga 5-20 (Dench 2-3)

### WEST REGIONAL FINAL *Wisconsin 64 Purdue 60*

WISCONSIN (64)	FG-A	FT-A	REB	TP
Linton (f)	2-3	0-0	1	5
Kowske (f)	6-10	2-2	8	14
Vershaw (c)	2-9	3-6	7	7
Bryant (g)	6-12	1-2	2	18
Kelley (g)	2-3	1-4	1	5
Davis	0-0	0-0	1	0
Duany	1-2	0-0	3	3
Penney	0-1	0-0	0	0
Boone	3-6	6-10	2	12
Wills	0-1	0-0	5	0
Team			5	

TOTALS	22-47	13-24	35	64
--------	-------	-------	----	----

PURDUE (60)	FG-A	FT-A	REB	TP
Robinson (f)	4-10	4-5	1	12
McQuay (c)	4-5	2-3	12	10
Cardinal (f)	4-8	3-5	4	13
Cornell (g)	1-9	0-2	2	3
Cunningham (g)	4-12	2-2	2	13
Kerkhof	0-0	0-0	0	0
Lewis	3-5	0-0	5	7
Lowe	0-0	0-0	0	0
Wetzel	0-0	0-0	0	0
Smith	0-3	0-0	1	0
Allison	1-1	0-0	0	2
Team			6	
TOTALS	21-53	11-17	33	60

Three-Point FGs: Purdue 7-23 (Cunningham 3-8); Wisconsin 7-16 (Bryant 5-9)



# Big Ten Champions



Year	Big Ten Games			All Games			Coach	Leading Scorer	PPG
	W	L	PCT.	W	L	PCT.			
1910-11	8	4	.667	12	4	.750	Ralph Jones	Dave Charters	
1911-12	10	0	1.000	12	0	1.000	Ralph Jones	Ed McVaugh	10.0
1920-21	8	4	.667	13	7	.650	Ward Lambert	Ray Miller/Don White	
1921-22	8	1	.889	15	3	.833	Ward Lambert	Ray Miller	
1925-26	8	4	.667	13	4	.765	Ward Lambert	George Spradling	
1927-28	10	2	.833	15	2	.882	Ward Lambert	Charles Murphy	10.4
1929-30	10	0	1.000	13	2	.867	Ward Lambert	Charles Murphy	12.6
1931-32	11	1	.917	17	1	.944	Ward Lambert	John Wooden	12.2
1933-34	10	2	.833	17	3	.850	Ward Lambert	Norm Cottom	9.0
1934-35	9	3	.750	17	3	.850	Ward Lambert	Robert Kessler	11.3
1935-36	11	1	.917	16	4	.800	Ward Lambert	Robert Kessler	13.0
1937-38	10	2	.833	18	2	.900	Ward Lambert	Jewell Young	14.5
1939-40	10	2	.833	16	4	.800	Ward Lambert	Don Blanken	9.2
1968-69	13	1	.929	23	5	.821	George King	Rick Mount	33.3
1978-79	13	5	.722	27	8	.794	Lee Rose	Joe Barry Carroll	22.8
1983-84	15	3	.833	22	7	.759	Gene Keady	Jim Rowinski	15.0
1986-87	15	3	.833	25	5	.833	Gene Keady	Troy Lewis	18.5
1987-88	16	2	.889	29	4	.879	Gene Keady	Troy Lewis	17.9
1993-94	14	4	.778	29	5	.853	Gene Keady	Glenn Robinson	30.3
1994-95	15	3	.833	25	7	.781	Gene Keady	Cuonzo Martin	18.4
1995-96	15	3	.833	26	6	.812	Gene Keady	Chad Austin	12.8

1984 Big Ten Champions



1987 Big Ten Champions




1988 Big Ten Champions



1994 Big Ten Champions



1995 Big Ten Champions



1996 Big Ten Champions





# Purdue In The NIT

## PURDUE CAPTURES 1974 NIT CHAMPIONSHIP

In 1974, Purdue defeated Utah 87-81 to claim the NIT championship in New York's Madison Square Garden.

Purdue's first-round opponent was No. 7-ranked North Carolina. In a made-for-national-television matchup, the Boilermakers were substantial underdogs to the only ranked team in the tournament.

Purdue's Jerry Nichols scored 22 points, and a swarming defense limited Tar Heels' All-American Bobby Jones to 17. The Boilermakers, down 11 at intermission, outscored UNC 31-11 in the first 10 minutes of the second stanza en route to the victory.

Revenge was a motivating factor three days later in the second-round game against Hawaii. Purdue avenged an early-season loss to the Rainbows, but a season-ending knee injury to Nichols in the closing minutes of the game, put a damper on the 85-72 win.

Next up was a semifinal date with Jacksonville. A victory would mean a title-game showdown with Utah, and another opportunity to atone for a regular-season loss. Center John Garrett's 21 points and strong guard play from David Luke (seven assists) and Bruce Parkinson (15 points, seven assists) helped the Boilermakers pull away from a 36-36 halftime deadlock for a 78-63 win.

In the nationally televised final, Frank Kendrick and Garrett combined for 49 points, but it was the play of reserves Mike Steele and freshman forward Gerald Thomas that put Purdue over the top. After trailing for most of the game's first 30 minutes, Purdue went ahead 76-74. With 3:20 left, Steele missed the front end of a one-and-one, but Thomas tipped the ball back to Steele, who hit a soft jumper for a four-point lead. Seventeen seconds later, Thomas connected on a pair of free throws. A Garrett layup and a Kendrick free throw followed, and with 44 seconds to play the celebration began.

With the win over Utah, the 1973-74 Boilermakers became the first Big Ten team to capture the NIT. Kendrick, an all-conference selection and Purdue MVP for the second straight year, was named to the all-tournament team. Coach Fred Schaus' second Purdue team finished 11th in the final AP poll.



John Garrett was a co-captain of the 1974 NIT Championship team.



**Kneeling (left to right):** Co-captains John Garrett and Frank Kendrick.

**Standing (left to right):** Dick Salterfield, Tom Gilbert, Jerry Nichols, Bruce Rose, Randy Shields, Tom Scheffler, Dan McDermott, Rob McCarter, Gerald Thomas, Mike Steele, Pat Manahan, Dave Luke, Bruce Parkinson.

## All-Time Postseason NIT Record (20-7)

### 1971

(New York, N.Y.)

St. Bonaventure 94, Purdue 79

### 1974

(New York, N.Y.)

Purdue 82, North Carolina 71

Purdue 85, Hawaii 72

Purdue 78, Jacksonville 63

— CHAMPIONSHIP GAME —

Purdue 87, Utah 81

### 1979

(West Lafayette, Ind.)

Purdue 97, Central Michigan 80

Purdue 84, Dayton 70

Purdue 67, Old Dominion 59

(New York, N.Y.)

Purdue 87, Alabama 68

— CHAMPIONSHIP GAME —

Indiana 53, Purdue 52

### 1981

(West Lafayette, Ind.)

Purdue 84, Rhode Island 58

Purdue 50, Dayton 46

Purdue 81, Duke 69

(New York, N.Y.)

Syracuse 70, Purdue 63

— CONSOLATION GAME —

Purdue 75, West Virginia 72

### 1982

(West Lafayette, Ind.)

Purdue 72, Western Kentucky 65

Purdue 98, Rutgers 65

Purdue 86, Texas A&M 68

(New York, N.Y.)

Purdue 61, Georgia 60

— CHAMPIONSHIP GAME —

Bradley 67, Purdue 58

### 1992

(West Lafayette, Ind.)

Purdue 82, Butler 56

Purdue 67, TCU 51

(Indianapolis, Ind.)

Florida 74, Purdue 67

### 2001

(West Lafayette, Ind.)

Purdue 90, Illinois State 79

Purdue 79, Auburn 61

Alabama 85, Purdue 77 (2OT)

### 2004

(South Bend Ind.)

Notre Dame 71, Purdue 59

# Purdue In The AP Poll



## Purdue Week-By-Week in the Associated Press Poll

Year	PS	1	2	3	4	5	6	7	8	9	10	11	12	13	14	15	16	17	18	Dates
2006-07	-	-	-	-	-	-	-	-	-	-	-	-	-	-	-	-	-	-	-	Nov. 6-March 12
2005-06	-	-	-	-	-	-	-	-	-	-	-	-	-	-	-	-	-	-	-	Nov. 14-March 13
2004-05	-	-	-	-	-	-	-	-	-	-	-	-	-	-	-	-	-	-	-	Nov. 1-March 21
2003-04	-	-	-	20	16	17	22	21	24	-	23	21	-	-	-	-	-	-	-	Nov. 10-March 9
2002-03	-	-	-	-	-	-	-	-	-	-	-	-	-	24	-	24	-	-	-	Nov. 11-March 17
2001-02	-	-	-	-	-	-	-	-	-	-	-	-	-	-	-	-	-	-	-	Nov. 16-March 24
2000-01	-	-	-	-	-	-	-	-	-	-	-	-	-	-	-	-	-	-	-	Nov. 16-March 23
1999-00	23	24	22	19	25	24	-	-	-	-	-	-	-	25	21	20	22	25	-	Nov. 16-March 25
1998-99	16	15	14	14	9	8	9	11	7	13	16	14	18	21	17	12	-	-	-	Nov. 16-March 8
1997-98	9	8	6	6	8	8	7	5	9	9	12	10	10	8	5	11	9	11	-	Nov. 18-March 10
1996-97	-	-	-	-	-	-	-	-	-	-	-	-	-	-	-	-	-	-	-	Nov. 19-March 11
1995-96	24	24	-	-	-	-	-	-	22	17	19	17	14	11	7	5	4	5	-	Nov. 20-March 12
1994-95	-	-	-	-	-	-	-	-	-	-	-	-	25	25	21	17	14	12	-	Nov. 21-March 13
1993-94	21	21	14	11	11	10	10	10	9	12	7	8	10	9	14	9	6	3	-	Nov. 22-March 14
1992-93	-	-	24	18	16	15	13	9	17	13	14	19	18	14	17	24	18	22	-	Nov. 23-March 15
1991-92	-	-	-	-	-	-	-	-	-	-	-	-	-	-	-	-	-	-	-	Nov. 25-March 16
1990-91	-	-	-	-	-	-	-	-	-	-	-	-	-	-	-	-	-	-	-	Nov. 27-March 12
1989-90	-	-	-	-	-	-	-	-	24	13	8	10	12	9	9	10	10	-	-	Nov. 27-March 13
1988-89	-	-	-	-	-	-	-	-	-	-	-	-	-	-	-	-	-	-	-	Nov. 22-March 14
1987-88	2	11	13	12	10	11	10	8	5	2	6	2	2	2	2	2	3	-	-	Dec. 1-March 15
1986-87	4	4	3	2	2	2	6	6	5	4	7	7	6	6	3	7	-	-	-	Dec. 2-March 10
1985-86	-	-	-	-	-	-	-	20	19	15	-	-	-	-	20	-	-	-	-	Nov. 26-March 11
1984-85	-	-	-	-	-	-	-	-	-	-	-	-	-	-	-	-	-	-	-	Nov. 27-March 12
1983-84	-	-	19	11	7	18	-	-	19	-	16	11	11	13	11	11	10	-	-	Nov. 29-March 13
1982-83	-	-	20	-	-	-	20	-	-	-	-	18	-	-	20	-	-	-	-	Nov. 30-March 15
1981-82	-	-	-	-	-	-	-	-	-	-	-	-	-	-	-	-	-	-	-	Dec. 1-March 9
1980-81	-	-	-	-	-	-	-	-	-	-	-	-	-	-	-	-	-	-	-	Dec. 2-March 10
1979-80	11	12	9	9	8	8	10	11	14	17	12	15	15	18	20	-	-	-	-	Dec. 4-March 4
1978-79	-	-	-	-	-	-	-	-	-	-	-	-	13	18	19	16	15	-	-	Nov. 28-March 13
1977-78	12	11	-	17	-	-	-	-	-	-	-	-	-	-	-	-	-	-	-	Nov. 29-March 13
1976-77	-	-	-	-	-	-	-	-	19	18	18	-	-	-	-	-	-	-	-	Nov. 30-March 15
1975-76	-	-	-	-	-	-	-	-	-	-	-	-	-	-	-	-	-	-	-	Dec. 2-March 16
1974-75	13	12	15	15	15	18	-	-	20	-	-	-	-	-	-	-	-	-	-	Dec. 3-April 2
1973-74	13	-	-	-	-	-	-	-	-	-	-	-	-	-	-	-	18	11	-	Dec. 4-March 27
1972-73	-	-	-	-	-	-	-	-	20	-	-	-	17	20	-	-	-	-	-	Dec. 5-March 13
1971-72	14	-	-	-	-	-	-	-	-	-	-	-	-	-	-	-	-	-	-	Dec. 7-March 14
1970-71	-	-	-	16	20	19	-	-	-	-	-	-	-	-	-	-	-	-	-	Dec. 8-March 16
1969-70	3	14	12	18	17	-	-	-	-	-	-	-	-	-	-	-	-	-	-	Dec. 9-March 10
1968-69	10	14	13	12	18	-	-	-	-	14	9	8	9	9	6	-	-	-	-	Dec. 3-March 4
1967-68	-	7	-	-	-	-	-	-	-	-	-	-	-	-	-	-	-	-	-	Dec. 5-March 12
1966-67	-	-	-	-	-	-	-	-	-	-	-	-	-	-	-	-	-	-	-	Dec. 6-March 7
1965-66	-	-	-	-	-	-	-	-	-	-	-	-	-	-	-	-	-	-	-	Dec. 7-March 8
1964-65	-	-	-	-	-	-	-	-	-	-	-	-	-	-	-	-	-	-	-	Dec. 8-March 9
1963-64	-	-	-	-	-	-	-	-	-	-	-	-	-	-	-	-	-	-	-	Dec. 10-March 10
1962-63	-	-	-	-	-	-	-	-	-	-	-	-	-	-	-	-	-	-	-	Dec. 4-March 12
1961-62	6	8	9	-	-	-	-	-	-	-	-	-	-	-	-	-	-	-	-	Dec. 19-March 13
1960-61	-	-	-	-	-	-	-	10	-	-	-	-	-	-	-	-	-	-	-	Dec. 13-March 7
1959-60	-	-	-	-	-	-	-	-	-	-	-	-	-	-	-	-	-	-	-	Dec. 22-March 8
1958-59	-	-	-	18	-	-	-	-	-	-	20	20	-	-	-	-	-	-	-	Dec. 9-March 9
1957-58	-	-	-	-	-	-	-	-	-	-	-	-	-	-	-	-	-	-	-	Dec. 10-March 11
1956-57	-	-	-	-	-	-	-	-	-	17	-	-	-	-	-	-	-	-	-	Dec. 11-March 12
1955-56	-	-	-	-	-	-	-	-	-	-	-	-	-	-	-	-	-	-	-	Dec. 6-March 6
1954-55	-	-	-	-	-	-	17	-	-	-	-	-	-	-	-	-	-	-	-	Dec. 7-March 8
1953-54	-	-	-	-	-	-	-	-	-	-	-	-	-	-	-	-	-	-	-	Dec. 8-March 23
1952-53	-	-	-	-	-	-	-	-	-	-	-	-	-	-	-	-	-	-	-	Dec. 16-March 10
1951-52	-	-	-	-	-	-	-	-	-	-	-	-	-	-	-	-	-	-	-	Dec. 11-March 4
1950-51	-	-	-	-	-	-	-	-	-	-	-	-	-	-	-	-	-	-	-	Dec. 19-March 7
1949-50	-	-	-	-	-	-	-	-	-	-	-	-	-	-	-	-	-	-	-	Jan. 5-March 7
1948-49	-	-	-	-	-	-	-	-	-	-	-	-	-	-	-	-	-	-	-	

## Purdue in the Associated Press

### Top-25 Poll

Weeks ranked  
in the Top 25 ..... 238

Weeks out  
of the Top 25 ..... 668

Weeks ranked  
No. 1 ..... 0

Weeks ranked  
in the Top 5 ..... 25

Weeks ranked  
in the Top 10 ..... 89

Most consecutive weeks  
in the Top 25 ..... 34

Most consecutive  
weeks in the Top 5 ..... 6

Most consecutive weeks in  
the Top 10 ..... 17

Weeks ranked in the Top-  
10 preseason rankings .... 6

Weeks ranked in the Top-  
25 preseason rankings .. 15

Number of Top-10  
final rankings ..... 7

Number of Top-25  
final rankings ..... 14



# Purdue Vs. Ranked Opponents

1948-49						
Jan. 31	W	55-53	-/6	Illinois	West Lafayette, Ind.	
Feb. 26	L	48-55	-/5	Minnesota	Minneapolis, Minn.	

1949-50						
Jan. 9	L	54-59	-/16	Illinois	Champaign, Ill.	
Jan. 14	L	40-67	-/11	Minnesota	Minneapolis, Minn.	
Jan. 21	L	39-49	-/18	Indiana	West Lafayette, Ind.	
Jan. 30	L	52-59	-/13	Ohio State	West Lafayette, Ind.	

1950-51						
Dec. 22	L	70-83	-/14	Notre Dame	South Bend, Ind.	
Jan. 20	L	56-77	-/6	Indiana	West Lafayette, Ind.	
Feb. 5	L	76-85	-/16	Illinois	West Lafayette, Ind.	
Feb. 17	L	65-70	-/11	Illinois	Champaign, Ill.	
Feb. 24	L	53-68	-/4	Indiana	Bloomington, Ind.	

1951-52						
Dec. 15	W	82-65	-/17	Louisville	West Lafayette, Ind.	
Dec. 29	L	50-64	-/19	Notre Dame	South Bend, Ind.	
Jan. 19	L	77-82	-/14	Indiana	West Lafayette, Ind.	
Jan. 28	L	57-84	-/1	Illinois	Champaign, Ill.	
Feb. 4	L	53-64	-/10	St. John's	West Lafayette, Ind.	
Feb. 9	L	70-93	-/18	Indiana	West Lafayette, Ind.	
Feb. 16	L	67-90	-/5	Iowa	West Lafayette, Ind.	
Mar. 1	L	71-82	-/2	Illinois	West Lafayette, Ind.	

1952-53						
Jan. 5	L	71-87	-/4	Illinois	West Lafayette, Ind.	
Jan. 19	L	75-88	-/6	Indiana	West Lafayette, Ind.	
Jan. 26	L	72-77	-/19	Minnesota	West Lafayette, Ind.	
Feb. 16	L	67-93	-/5	Illinois	Champaign, Ill.	
Feb. 23	L	78-113	-/2	Indiana	Bloomington, Ind.	

1953-54						
Jan. 11	L	67-73	-/3	Indiana	Bloomington, Ind.	
Jan. 25	L	64-80	-/9	Minnesota	Minneapolis, Minn.	
Feb. 6	L	64-67	-/12	Minnesota	Minneapolis, Minn.	
Feb. 15	L	50-86	-/3	Indiana	West Lafayette, Minn.	

1954-55						
Dec. 15	W	78-58	-/20	Notre Dame	West Lafayette, Ind.	
Jan. 10	L	73-83	-/12	Illinois	West Lafayette, Ind.	
Jan. 15	L	88-102	17/14	Minnesota	Minneapolis, Minn.	

1955-56						
Dec. 10	L	60-76	-/16	UCLA	Los Angeles, Calif.	
Jan. 16	L	76-92	-/8	Illinois	West Lafayette, Ind.	
Jan. 21	W	70-69	-/11	Ohio State	West Lafayette, Ind.	
Jan. 23	L	63-67	-/20	Iowa	West Lafayette, Ind.	
Feb. 13	L	75-88	-/17	Iowa	Iowa City, Iowa	
Feb. 20	L	77-102	-/13	Illinois	Champaign, Ill.	

1956-57						
Feb. 2	W	85-74	-/7	Illinois	West Lafayette, Ind.	

1957-58						
Jan. 11	L	75-84	-/14	Michigan St.	East Lansing, Mich.	
Feb. 24	W	72-70	-/12	Michigan St.	West Lafayette, Ind.	

1958-59						
Jan. 31	W	102-81	-/18	Illinois	West Lafayette, Ind.	
Feb. 7	W	85-81	-/17	Michigan St.	West Lafayette, Ind.	

1959-60						
Jan. 2	W	79-76	-/17	Indiana	Bloomington, Ind.	
Jan. 11	L	75-81	-/9	Illinois	West Lafayette, Ind.	
Jan. 23	L	71-85	-/5	Ohio State	West Lafayette, Ind.	
Feb. 13	L	89-93	-/20	Illinois	Champaign, Ill.	

1960-61						
Jan. 21	W	47-41	-/4	Iowa	West Lafayette, Ind.	
Jan. 28	L	62-92	10/1	Ohio State	Columbus, Ohio	

1961-62						
Dec. 28	W	75-73	9/7	West Virginia	Los Angeles, Calif.	
Jan. 22	L	65-91	-/1	Ohio State	Columbus, Ohio	

Jan. 29	L	73-94	-/1	Ohio State	West Lafayette, Ind.	
---------	---	-------	-----	------------	----------------------	--

1962-63						
Jan. 12	L	82-106	-/5	Illinois	Champaign, Ill.	
Feb. 18	L	79-87	-/4	Illinois	West Lafayette, Ind.	
Mar. 2	L	75-95	-/5	Ohio State	Columbus, Ohio	

1963-64						
Jan. 11	L	70-77	-/4	Michigan	West Lafayette, Ind.	
Mar. 9	W	81-79	-/2	Michigan	Ann Arbor, Mich.	

1964-65						
Jan. 23	L	84-103	-/2	Michigan	Ann Arbor, Mich.	
Jan. 30	L	81-98	-/2	Michigan	West Lafayette, Ind.	
Feb. 22	W	82-70	-/7	Indiana	West Lafayette, Ind.	

1965-66						
Dec. 30	L	72-94	-/2	Vanderbilt	Los Angeles, Calif.	
Feb. 19	L	94-128	-/10	Michigan	Ann Arbor, Mich.	
Feb. 26	L	85-105	-/10	Michigan	West Lafayette, Ind.	

1967-68						
Dec. 2	L	71-73	-/1	UCLA	West Lafayette, Ind.	

1968-69						
Nov. 30	L	82-94	10/1	UCLA	Los Angeles, Calif.	
Dec. 20	W	98-91	12/15	California	Temple, Ariz.	
Jan. 7	W	98-84	-/14	Illinois	West Lafayette, Ind.	
Feb. 1	W	95-85	14/12	Ohio State	West Lafayette, Ind.	
Feb. 11	L	85-88	8/16	Ohio State	Columbus, Ohio	
Mar. 20	W	92-65	6/4	N. Carolina	Louisville, Ky.	
Mar. 22	L	72-92	6/1	UCLA	Louisville, Ky.	

1969-70						
Dec. 29	W	88-85	18/17	Penn	New York, N.Y.	
Dec. 30	L	75-91	17/12	St. Bonaventure	New York, N.Y.	
Feb. 28	L	107-108	-/9	Iowa	West Lafayette, Ind.	

1970-71						
Dec. 19	W	89-83	-/3	Kentucky	Lexington, Ky.	
Feb. 2	L	69-85	-/20	Michigan	Ann Arbor, Mich.	
Feb. 13	L	74-81	-/16	Michigan	West Lafayette, Ind.	

1971-72						
Dec. 10	L	71-84	-/20	N. C. State	Raleigh, N.C.	
Jan. 8	L	70-78	-/10	Ohio State	West Lafayette, Ind.	
Jan. 15	W	85-74	-/16	Illinois	Champaign, Ill.	
Feb. 5	W	84-74	-/20	Michigan	West Lafayette, Ind.	
Feb. 12	L	62-64	-/17	Ohio State	Columbus, Ohio	

1972-73						
Mar. 3	L	66-79	20/3	Minnesota	West Lafayette, Ind.	

1973-74						
Dec. 27	W	93-85	-/9	Providence	Honolulu, Hawaii	
Jan. 21	W	85-84	-/14	Michigan	West Lafayette, Ind.	
Jan. 26	L	81-86	-/3	N. C. State	West Lafayette, Ind.	
Feb. 23	L	84-111	-/19	Michigan	Ann Arbor, Mich.	
Mar. 16	W	82-71	-/8	N. Carolina	New York, N.Y.	

1974-75						
Jan. 25	L	71-104	20/1	Indiana	Bloomington, Ind.	
Feb. 21	L	81-92	-/15	Michigan	Ann Arbor, Mich.	
Feb. 22	L	82-83	-/1	Indiana	West Lafayette, Ind.	

1975-76						
Dec. 30	L	86-99	-/4	UCLA	Los Angeles, Calif.	
Jan. 19	L	67-71	-/17	Indiana	Bloomington, Ind.	
Jan. 24	L	80-84	-/1	Michigan	West Lafayette, Ind.	
Feb. 16	L	71-74	-/1	Indiana	West Lafayette, Ind.	

1976-77						
Nov. 26	L	80-97	-/13	Alabama	Tuscaloosa, Ala.	
Dec. 22	L	76-85	-/14	Arizona	West Lafayette, Ind.	
Jan. 15	W	66-64	-/9	Minnesota	Minneapolis, Minn.	
Jan. 20	L	76-82	19/5	Michigan	Ann Arbor, Mich.	
Feb. 24	L	74-78	-/13	Minnesota	Minneapolis, Minn.	

Mar. 5	L	79-84	-/3	Michigan	West Lafayette, Ind.	
Mar. 12	L	66-69	-/4	N. Carolina	Raleigh, N.C.	

1977-78						
Dec. 13	L	66-68	17/10	Louisville	Louisville, Ky.	
Jan. 19	L	51-60	-/10	Michigan St.	East Lansing, Mich.	
Feb. 16	W	99-80	-/10	Michigan St.	West Lafayette, Ind.	

1978-79						
Jan. 13	W	52-50	-/1	Michigan St.	West Lafayette, Ind.	
Jan. 20	W	69-57	-/4	Illinois	Champaign, Ill.	
Feb. 8	W	71-65	-/20	Illinois	West Lafayette, Ind.	
Feb. 15	L	72-75	13/14	Iowa	Iowa City, Iowa	
Feb. 22	L	67-73	18/7	Michigan St.	E. Lansing, Mich.	
Mar. 3	W	74-66	19/17	Ohio State	West Lafayette, Ind.	

1979-80						
Jan. 5	L	58-67	8/5	Ohio State	Columbus, Ohio	
Jan. 13	L	61-66	10/5	Syracuse	West Lafayette, Ind.	
Jan. 26	L	58-69	14/16	Indiana	Bloomington, Ind.	
Feb. 2	W	56-51	17/18	Indiana	West Lafayette, Ind.	
Mar. 8	W	87-72	20/13	St. John's	West Lafayette, Ind.	
Mar. 13	W	76-69	20/7	Indiana	Lexington, Ky.	
Mar. 15	W	68-60	20/14	Duke	Lexington, Ky.	

1980-81						
Jan. 5	W	81-74	-/12	Michigan	West Lafayette, Ind.	
Jan. 15	L	65-87	-/18	Illinois	Champaign, Ill.	
Jan. 29	L	67-84	-/13	Iowa	Iowa City, Iowa	
Feb. 7	W	68-66	-/17	Indiana	West Lafayette, Ind.	
Feb. 21	L	62-67	-/12	Iowa	West Lafayette, Ind.	
Feb. 28	L	70-81	-/14	Illinois	West Lafayette, Ind.	

1981-82						
Dec. 5	L	67-73	-/8	DePaul	Rosemont, Ill.	
Dec. 9	L	71-73	-/3	Louisville	West Lafayette, Ind.	
Jan. 7	L	40-62	-/7	Iowa	Iowa City, Iowa	
Feb. 4	L	50-73	-/6	Minnesota	Minneapolis, Minn.	
Feb. 13	L	52-53	-/9	Minnesota	West Lafayette, Ind.	
Feb. 20	W	76-65	-/20	Indiana	West Lafayette, Ind.	
Mar. 6	W	66-65	-/11	Iowa	West Lafayette, Ind.	

1982-83						
Dec. 4	W	69-63	-/7	Louisville	Louisville, Ky.	
Jan. 13	W	64-57	-/20	Ohio State	West Lafayette, Ind.	
Jan. 15	L	78-81	-/4	Indiana	West Lafayette, Ind.	
Feb. 5	W	60-57	-/13	Iowa	West Lafayette, Ind.	
Feb. 10	L	46-55	18/20	Iowa	Iowa City, Iowa	
Mar. 3	L	41-64	20/11	Indiana	Bloomington, Ind.	
Mar. 5	L	65-76	20/14	Ohio State	Columbus, Ohio	
Mar. 19	L	68-78	-/9	Arkansas	Tampa, Fla.	

1983-84						
Nov. 25	W	83-64	-/13	Northeastern	Fresno, Calif.	
Dec. 22	L	61-68	7/4	DePaul	Rosemont, Ill.	
Dec. 28	L	67-86	18/2	Kentucky	Louisville, Ky.	
Jan. 21	L	52-76	19/10	Illinois	Campagin, Ill.	
Feb. 25	W	59-55	13/6	Illinois	West Lafayette, Ind.	
Mar. 17	L	48-66	10/16	Memphis St.	Memphis, Tenn.	

# Purdue Vs. Ranked Opponents



## 1986-87

Dec. 29	L	81-94	2/4	N. Carolina	Dallas, Texas
Jan. 19	L	67-70	6/2	Iowa	West Lafayette, Ind.
Feb. 12	W	80-73	7/4	Iowa	Iowa City, Iowa
Feb. 23	W	76-75	6/14	Illinois	Champaign, Ill.
Feb. 26	W	75-64	6/3	Indiana	West Lafayette, Ind.

## 1987-88

Jan. 9	W	80-79	10/16	Iowa	West Lafayette, Ind.
Feb. 7	W	91-87	6/11	Michigan	Ann Arbor, Mich.
Feb. 15	W	73-67	2/13	Iowa	Iowa City, Iowa
Mar. 5	W	80-67	2/10	Michigan	West Lafayette, Ind.
Mar. 25	L	70-73	3/20	Kansas State	Pontiac, Mich.

## 1988-89

Dec. 30	L	69-72	-/17	Georgia Tech	Honolulu, Hawaii
Jan. 21	L	66-67	-/7	Iowa	West Lafayette, Ind.
Jan. 29	L	88-99	-/10	Michigan	West Lafayette, Ind.
Feb. 2	W	76-72	-/2	Illinois	West Lafayette, Ind.
Feb. 6	L	58-70	-/17	Ohio State	Columbus, Ohio
Feb. 12	L	62-64	-/13	Indiana	Bloomington, Ind.
Feb. 16	L	70-84	-/13	Michigan	Ann Arbor, Mich.
Feb. 20	L	75-102	-/5	Illinois	Champaign, Ill.
Feb. 26	L	67-84	-/14	Iowa	Iowa City, Iowa

## 1989-90

Jan. 11	W	86-78	-/16	Minnesota	West Lafayette, Ind.
Jan. 13	W	81-79	-/13	Indiana	Bloomington, Ind.
Jan. 20	W	81-68	24/6	Illinois	West Lafayette, Ind.
Jan. 31	W	91-73	8/4	Michigan	Ann Arbor, Mich.
Feb. 11	L	72-73	10/17	Minnesota	Minneapolis, Minn.
Feb. 21	L	78-90	9/19	Illinois	Champaign, Ill.
Mar. 4	W	79-77	9/8	Michigan	West Lafayette, Ind.
Mar. 11	L	70-72	10/7	Michigan St.	East Lansing, Mich.

## 1990-91

Dec. 22	L	74-86	-/8	N. Carolina	West Lafayette, Ind.
Dec. 29	W	64-63	-/17	Georgia	Athens, Ga.
Jan. 14	L	62-65	-/3	Indiana	West Lafayette, Ind.
Jan. 23	W	62-51	-/22	Michigan St.	West Lafayette, Ind.
Feb. 3	L	59-66	-/3	Ohio State	Columbus, Ohio
Feb. 10	L	63-81	-/4	Indiana	Bloomington, Ind.
Mar. 6	W	72-67	-/2	Ohio State	West Lafayette, Ind.

## 1991-92

Nov. 23	L	48-67	-/13	Oklahoma St.	Stillwater, Okla.
Jan. 2	L	50-78	-/8	N. Carolina	Chapel Hill, N.C.
Jan. 15	W	65-60	-/15	Michigan	Ann Arbor, Mich.
Jan. 22	L	61-66	-/14	Michigan St.	West Lafayette, Ind.
Jan. 28	L	65-106	-/4	Indiana	Bloomington, Ind.
Feb. 8	L	59-71	-/8	Ohio State	Columbus, Ohio
Feb. 22	L	68-70	-/11	Michigan St.	East Lansing, Mich.
Feb. 26	L	64-71	-/8	Ohio State	West Lafayette, Ind.
Mar. 11	L	61-70	-/14	Michigan	West Lafayette, Ind.
Mar. 15	W	61-59	-/4	Indiana	West Lafayette, Ind.

## 1992-93

Nov. 28	W	73-69	-/16	Connecticut	Springfield, Mass.
Jan. 7	L	70-80	9/3	Michigan	West Lafayette, Ind.
Jan. 19	L	65-74	13/2	Indiana	West Lafayette, Ind.
Feb. 7	L	76-84	19/5	Michigan	Ann Arbor, Mich.
Feb. 21	L	78-93	14/1	Indiana	Bloomington, Ind.
Mar. 6	W	69-58	24/15	Iowa	West Lafayette, Ind.

## 1993-94

Jan. 15	L	69-75	9/12	Wisconsin	Madison, Wis.
Jan. 18	W	83-76	12/8	Indiana	West Lafayette, Ind.
Jan. 29	W	75-72	7/17	Minnesota	Minneapolis, Minn.
Feb. 1	L	62-63	8/13	Michigan	West Lafayette, Ind.
Feb. 16	W	67-64	9/23	Wisconsin	West Lafayette, Ind.
Feb. 19	L	80-82	9/16	Indiana	Bloomington, Ind.
Mar. 3	W	86-70	9/18	Minnesota	West Lafayette, Ind.
Mar. 6	W	95-94	9/3	Michigan	Ann Arbor, Mich.
Mar. 24	W	83-78	3/13	Kansas	Knoxville, Tenn.
Mar. 26	L	60-69	3/6	Duke	Knoxville, Tenn.

## 1994-95

Jan. 14	W	84-83	-/10	Iowa	Iowa City, Iowa
Feb. 7	W	78-69	25/7	Michigan St.	East Lansing, Mich.

## 1995-96

Nov. 25	L	76-91	24/12	Memphis	Kansas City, Mo.
Dec. 9	L	50-67	-/2	Villanova	Anaheim, Calif.
Jan. 3	W	85-61	-/10	Iowa	West Lafayette, Ind.
Jan. 20	L	67-71	17/25	Illinois	West Lafayette, Ind.
Jan. 24	L	77-87	19/14	Penn State	University Park, Pa.
Jan. 31	W	80-59	17/18	Michigan	Ann Arbor, Mich.
Feb. 10	W	69-64	14/19	Michigan	West Lafayette, Ind.
Feb. 17	W	66-49	11/8	Penn State	West Lafayette, Ind.
Mar. 10	L	52-56	4/19	Iowa	Iowa City, Iowa

## 1996-97

Dec. 3	L	87-101	-/6	Kentucky	Chicago, Ill.
Dec. 14	L	72-88	-/22	Louisville	Indianapolis, Ind.
Jan. 2	W	75-69	-/24	Illinois	Champaign, Ill.
Jan. 16	L	65-89	-/18	Michigan	Ann Arbor, Mich.
Jan. 18	W	70-53	-/17	Indiana	West Lafayette, Ind.
Jan. 25	L	68-91	-/8	Minnesota	Minneapolis, Minn.
Feb. 12	L	67-70	-/3	Minnesota	West Lafayette, Ind.
Feb. 18	W	89-87	-/24	Indiana	Bloomington, Ind.
Feb. 23	W	67-58	-/18	Michigan	West Lafayette, Ind.
Mar. 8	W	77-69	-/15	Illinois	West Lafayette, Ind.
Mar. 15	L	61-75	-/1	Kansas	Memphis, Tenn.

## 1997-98

Nov. 29	L	69-73	6/4	N. Carolina	Anchorage, Alaska
Dec. 3	L	75-89	6/7	Kentucky	Chicago, Ill.
Dec. 20	W	86-84	8/10	Xavier	Indianapolis, Ind.
Jan. 29	W	89-82	10/19	Michigan	Ann Arbor, Mich.
Mar. 1	W	99-96	11/10	Michigan St.	East Lansing, Mich.
Mar. 7	W	68-47	9/17	Illinois	Chicago, Ill.
Mar. 8	L	67-76	9/18	Michigan	Chicago, Ill.
Mar. 20	L	59-67	11/10	Stanford	St. Louis, Mo.

## 1998-99

Nov. 25	L	47-54	15/10	N. Carolina	New York, N.Y.
Dec. 5	W	71-57	14/23	Xavier	Cincinnati, Ohio
Jan. 10	L	56-61	9/24	Wisconsin	Madison, Wis.
Jan. 16	L	76-87	13/23	Indiana	West Lafayette, Ind.
Jan. 19	L	43-72	13/21	Ohio State	Columbus, Ohio
Feb. 4	W	90-75	18/14	Iowa	West Lafayette, Ind.
Feb. 6	L	69-80	18/15	Ohio State	West Lafayette, Ind.
Feb. 9	W	86-81	21/17	Indiana	Bloomington, Ind.
Feb. 16	L	69-82	21/5	Michigan St.	East Lansing, Mich.
Feb. 28	L	46-60	23/3	Michigan St.	West Lafayette, Ind.
Mar. 14	W	73-63	-/9	Miami (Fla.)	Boston, Mass.

## 1999-00

Nov. 23	W	79-68	22/6	Florida	Lahaina, Hawaii
Nov. 24	L	75-90	22/4	N. Carolina	Lahaina, Hawaii
Dec. 30	L	53-55	-/23	UCLA	Los Angeles, Calif.
Jan. 12	W	69-66	-/22	Illinois	Champaign, Ill.
Jan. 22	W	83-77	-/11	Indiana	West Lafayette, Ind.
Jan. 29	L	59-68	-/8	Ohio State	Columbus, Ohio
Feb. 8	W	70-67	-/6	Michigan St.	West Lafayette, Ind.
Feb. 29	L	65-79	20/14	Indiana	Bloomington, Ind.
Mar. 18	W	66-62	23/12	Oklahoma	Tucson, Ariz.

## 2000-01

Nov. 25	W	72-69	-/1	Arizona	Indianapolis, Ind.
Nov. 29	L	79-98	-/21	Virginia	Charlottesville, Va.
Jan. 10	W	73-67	-/17	Wisconsin	West Lafayette, Ind.
Jan. 12	L	73-83	-/25	Iowa	West Lafayette, Ind.
Feb. 4	L	55-72	-/5	Michigan St.	East Lansing, Mich.
Feb. 7	L	54-73	-/16	Wisconsin	Madison, Wis.
Feb. 10	L	61-82	-/6	Illinois	West Lafayette, Ind.
Mar. 9	L	66-83	-/8	Illinois	Chicago, Ill.

## 2001-02

Nov. 24	L	62-78	-/13	Stanford	Indianapolis, Ind.
Dec. 8	L	66-79	-/7	Arizona	Anaheim, Calif.
Dec. 22	L	62-79	-/25	Cincinnati	Las Vegas, Nev.
Jan. 9	W	84-75	-/9	Illinois	West Lafayette, Ind.
Feb. 9	L	67-69	-/21	Illinois	Champaign, Ill.

## 2002-03

Dec. 3	L	59-74	-/16	Xavier	West Lafayette, Ind.
Dec. 14	L	63-66	-/6	Indiana	Indianapolis, Ind.



The Boilermakers knocked off No. 1 Arizona in the Wooden Tradition on Nov. 25, 2000.

Jan. 22	L	62-75	-/15	Illinois	Champaign, Ill.
Jan. 25	W	69-47	-/16	Indiana	West Lafayette, Ind.
Feb. 15	W	70-61	25/13	Illinois	West Lafayette, Ind.
Mar. 23	L	67-77	-/5	Texas	New Orleans, La.

## 2003-04

Nov. 29	W	78-68	-/2	Duke	Anchorage, Alaska
Dec. 11	L	45-47	16/11	Oklahoma	Norman, Okla.
Jan. 10	W	58-54	24/19	Illinois	Champaign, Ill.
Jan. 14	W	53-51	-/19	Wisconsin	West Lafayette, Ind.
Feb. 29	L	46-82	-/15	Wisconsin	Madison, Wis.
March 3	L	79-81 (OT)	-/18	Illinois	West Lafayette, Ind.

## 2004-05

Nov. 29	L	60-53	-/16	N.C. State	Raleigh, N.C.
Jan. 8	L	68-59	-/1	Illinois	West Lafayette, Ind.
Jan. 18	L	71-64	-/12	Michigan State	E. Lansing, Mich.
Jan. 22	L	71-57	-/23	Iowa	Iowa City, Iowa
Feb. 19	L	68-57	-/10	Michigan State	West Lafayette, Ind.
March 3	L	84-50	-/1	Illinois	Champaign, Ill.
March 6	L	64-52	-/23	Wisconsin	Madison, Wis.

## 2005-06

Dec. 30	L	90-70	-/4	Memphis	Memphis, Tenn.
Jan. 11	L	80-64	-/19	Ohio State	West Lafayette, Ind.
Jan. 21	L	62-49	-/11	Indiana	Bloomington, Ind.
Jan. 28	L	76-58	-/7	Illinois	Champaign, Ill.
Feb. 1	L	77-68	-/21	Iowa	West Lafayette, Ind.
Feb. 8	L	77-52	-/12	Michigan State	E. Lansing, Mich.
Feb. 11	W	84-70	-/22	Michigan	West Lafayette, Ind.
March 5	L	70-58	-/9	Ohio State	Columbus, Ohio

## 2006-07

Nov. 20	L	79-61	-/19	Georgia Tech	Lahaina, Hawaii
Nov. 29	W	61-59	-/25	Virginia	West Lafayette, Ind.
Dec. 16	L	68-65	-/18	Butler	Indianapolis, Ind.
Jan. 17	L	69-64	-/2	Wisconsin	Madison, Wis.
Jan. 31	L	78-60	-/4	Ohio State	West Lafayette, Ind.
Feb. 10	L	63-56	-/3	Ohio State	Columbus, Ohio
Feb. 15	W	81-68	-/24	Indiana	West Lafayette, Ind.
March 18	L	74-67	-/5	Florida	New Orleans, La.



# All-Time Player Statistics

All-time player statistics have been tabulated for anyone on the roster from the 1927-28 season through the 2006-07 season who has exhausted eligibility. The next 12 pages include only players who have completed eligibility.

Donald Adams										Forward • 6-1 • 168 • Carpentersville, Ill.													
YEAR	GP-GS	MIN	AVG	FG-A	PCT	3PT-A	PCT	FT-A	PCT	REB	AVG	PF-FO	A	TO	BLK	ST	PTS	AVG					
1939-40	1-0			0								1-0					0	0.0					
1940-41	6-0			2								5-0					4	0.7					
1941-42	6-0			2								2-0					4	0.7					
Totals	13-0			4								8-0					8	0.6					

John Allison						Center • 6-11 • 242 • New Palestine, Ind. • (New Palestine)																	
YEAR	GP-GS	MIN	AVG	FG-A	PCT	3PT-A	PCT	FT-A	PCT	REB	AVG	PF-FO	A	TO	BLK	ST	PTS	AVG					
1998-99	31-3	144	4.6	11-20	.550	0-0	.000	9-13	.692	25	0.8	23-0	3	10	20	6	31	1.0					
1999-00	33-2	267	8.1	31-52	.596	0-0	.000	24-33	.727	39	1.2	46-0	7	17	18	8	86	2.6					
2000-01	25-23	612	24.5	98-184	.533	0-0	.000	60-89	.674	133	5.3	74-5	29	39	68	12	256	10.2					
2001-02	31-31	791	25.5	109-181	.602	0-1	.000	85-131	.640	178	5.7	99-4	39	64	59	16	303	9.8					
Totals	120-59	1814	15.1	249-437	.570	0-1	.000	178-270	.659	375	3.1	242-9	78	130	165	42	676	5.6					

Daniel Alvarez										Forward • 6-3 • 185 • Gary, Ind. • (Lew Wallace)														
YEAR	GP-GS	MIN	AVG	FG-A	PCT	3PT-A	PCT	FT-A	PCT	REB	AVG	PF-FO	A	TO	BLK	ST	PTS	AVG						
1954-55	1-	--	--	0-0	.000	--	--	0-0	.000	0	0.0	0-	--	--	--	--	0	0.0						
1955-56	6-	--	--	1-4	.250	--	--	2-5	.400	6	1.0	6-	--	--	--	--	4	0.7						
1956-57	4-	--	--	1-4	.250	--	--	1-1	1.000	0	0.0	3-	--	--	--	--	3	0.8						
Totals	11-	--	--	2-8	.250	--	--	3-6	.500	6	.545	9-	--	--	--	--	7	0.6						

Eugene Anderson															Center • 6-2 • 175 • Franklin, Ind.														
YEAR	GP-GS	MIN	AVG	FG-A	PCT	3PT-A	PCT	FT-A	PCT	REB	AVG	PF-FO	A	TO	BLK	ST	PTS	AVG											
1936-37	20-	--	--	51-	--	--	--	29-42	.690	--	--	46-	--	--	--	--	131	6.6											
1937-38	20-	--	--	82-	--	--	--	32-49	.653	--	--	45-	--	--	--	--	196	9.8											
1938-39	13-	--	--	33-	--	--	--	13-26	.500	--	--	34-	--	--	--	--	79	6.1											
Totals	53-0	--	--	166-	--	--	--	74-117	.632	--	--	125	--	--	--	--	406	7.7											

Merwyn Anderson																	Forward • 5-11-						
YEAR	GP	GS	MIN	AVG	FG-A	PCT	3PT-A	PCT	FT-A	PCT	REB	AVG	PF-FO	A	TO	BLK	ST	PTS	AVG				
1942-43	7-	--	--	--	16-	--	--	--	15-19	.789	--	--	11-	--	--	--	--	47	6.7				
1944-45	20-	--	--	--	71-	--	--	--	41-57	.719	--	--	27-	--	--	--	--	183	9.2				
1945-46	21-	--	--	--	77-	--	--	--	55-72	.764	--	--	27-	--	--	--	--	209	10.0				
1946-47	20-	--	--	--	69-	--	--	--	35-46	.761	--	--	17-	--	--	--	--	153	7.7				
Totals	68-	--	--	--	233-	--	--	--	146-194	.753	--	--	82-	--	--	--	--	592	8.7				

John Anthrop										Guard • 6-0 • 165 • Lafayette, Ind. • (Central Catholic)									
Year	GP-GS	MIN	AVG	FG-A	PCT	3PT-A	PCT	FT-A	PCT	REB	AVG	PF-FO	A	TO	BLK	ST	PTS	AVG	
1976-77	1-0	3	3.0	0-1	.000	--	--	0-0	.000	0	0.0	0-0	0	--	0	0	0	0.0	
1977-78	2-0	3	1.5	0-0	.000	--	--	0-0	.000	1	0.5	0-0	1	--	0	0	0	0.0	
1978-79	9-0	12	1.3	2-3	.667	--	--	0-0	.000	1	0.1	1-0	0	--	0	1	4	0.4	
1979-80	10-0	16	1.6	1-1	1.000	--	--	2-4	.500	3	0.3	3-0	2	--	0	3	4	0.4	
Totals	22-0	34	1.5	3-5	.400	--	--	2-4	.500	5	0.2	4-0	3	--	0	4	8	0.4	

Jeff Arnold										Center • 6-10 • 225 • El Toro, Calif. (El Toro)														
YEAR	GP-GS	MIN	AVG	FG-A	PCT	3PT-A	PCT	FT-A	PCT	REB	AVG	PF-FO	A	TO	BLK	ST	PTS	AVG						
1984-85	15-0	77	5.1	7-21	.333	--	--	5-7	.714	13	0.9	9-0	4	1	3	4	19	1.3						
1985-86	19-2	165	8.6	14-29	.483	--	--	4-9	.444	33	1.7	22-0	8	6	0	2	32	1.7						
1986-87	30-1	431	14.4	52-94	.553	--	--	30-53	.566	83	2.8	64-1	25	18	6	12	134	4.5						
Totals	64-3	673	10.5	73-144	.507	--	--	39-69	.565	129	2.0	95-1	37	25	9	18	185	2.9						

Mark Atkinson										Forward • 6-8 • 197 • Brownsburg, Ind. • (Brownsburg)														
YEAR	GP-GS	MIN	AVG	FG-A	PCT	3PT-A	PCT	FT-A	PCT	REB	AVG	PF-FO	A	TO	BLK	ST	PTS	AVG						
1983-84	27-15	752	27.9	86-149	.577	--	--	46-58	.793	122	4.5	71-0	43	28	24	20	218	8.1						
1984-85	29-29	886	30.6	93-183	.508	--	--	34-44	.773	145	5.0	78-4	89	31	22	37	220	7.6						
Totals	56-44	1638	29.3	179-332	.539	--	--	80-102	.784	267	4.8	149-4	132	59	46	57	438	7.8						

Chad Austin										Guard • 6-2 • 190 • Richmond, Ind. • (Richmond)														
YEAR	GP-GS	MIN	AVG	FG-A	PCT	3PT-A	PCT	FT-A	PCT	REB	AVG	PF-FO	A	TO	BLK	ST	PTS	AVG						
1994-95	32-7	456	14.3	65-142	.458	22-54	.407	29-44	.659	63	2.0	38-0	64	42	0	23	181	5.7						
1995-96	32-31	869	27.2	141-338	.417	53-140	.379	74-101	.733	92	2.9	40-0	74	63	4	30	409	12.8						
1996-97	30-30	1032	34.4	162-402	.403	70-181	.387	116-150	.773	104	3.5	52-0	69	96	6	32	510	17.0						
1997-98	35-35	1145	32.7	212-497	.427	67-200	.335	103-135	.763	128	3.7	54-0	131	83	4	46	594	17.0						
Totals	129-103	3502	27.1	580-1379	.421	212-575	.369	322-430	.749	387	3.0	184-0	338	284	14	131	1694	13.1						

Harvey Austin										Guard • 6-1 • Buffalo, N.Y. • (Emerson)									
YEAR	GP-GS	MIN	AVG	FG-A	PCT	3PT-A	PCT	FT-A	PCT	REB	AVG	PF-FO	A	TO	BLK	ST	PTS	AVG	
1957-58	13	--	--	34-81	420	--	--	36-61	590	22	1.7	23	--	--	--	--	104	8.0	
1958-59	22	--	--	111-228	487	--	--	74-128	578	46	2.1	59	--	--	--	--	296	13.5	
1959-60	21	--	--	72-192	375	--	--	67-117	573	67	3.2	31	--	--	--	--	211	10.0	
Totals	56	--	--	217-501	433	--	--	177-306	578	135	2.4	113	--	--	--	--	611	10.9	

# All-Time Player Statistics



Jerry Lee Berkshire										Forward • 6-5 • 195 • Royal Center, Ind. • (High)									
YEAR	GP-GS	MIN	AVG	FG-A	PCT	3PT-A	PCT	FT-A	PCT	REB	AVG	PF-FO	A	TO	BLK	ST	PTS	AVG	
1959-60	23-	--	--	87-234	.372	--	--	33-45	.733	137	6.0	58-	--	--	--	--	207	9.0	
1960-61	23-	--	--	101-275	.367	--	--	56-78	.718	174	7.6	54-	--	--	--	--	258	11.2	
1961-62	24-	--	--	96-242	.397	--	--	47-65	.723	154	6.4	60-	--	--	--	--	239	10.0	
Totals	70-	--	--	284-751	.378	--	--	136-188	.723	465	6.6	172-	--	--	--	--	704	10.1	

Ryan Berning																		
Year	GP-GS	MIN	AVG	FG-A	PCT	3PT-A	PCT	FT-A	PCT	REB	AVG	PF-FO	A	TO	BLK	ST	PTS	AVG
1986-87	13-0	71	5.5	5-17	.294	1-5	.200	8-12	.667	27	2.1	2-0	4	4	2	0	19	1.5
1987-88	27-0	303	11.2	38-79	.481	7-19	.368	22-31	.710	58	2.1	30-0	28	12	3	5	105	3.9
1988-89	29-16	662	22.8	70-154	.455	18-55	.327	42-59	.712	103	3.6	64-1	42	47	5	8	200	6.9
1989-90	30-30	934	31.1	87-173	.503	15-41	.366	78-95	.821	170	5.7	79-1	46	45	12	10	267	8.9
Totals	99-46	1970	19.9	200-423	.473	41-120	.342	150-197	.761	358	3.6	175-2	120	108	22	23	591	6.0

Travis Best															Guard • 6-1 • 185 • Frankfort, Ind. • (High)									
YEAR	GP-GS	MIN	AVG	FG-A	PCT	3PT-A	PCT	FT-A	PCT	REB	AVG	PF-FO	A	TO	BLK	ST	PTS	AVG						
2000-01	20-0	84	4.2	2-11	.182	2-6	.333	8-13	.615	12	0.6	2-0	9	7	0	0	14	0.7						
Totals	20-0	84	4.2	2-11	.182	2-6	.333	8-13	.615	12	0.6	2-0	9	7	0	0	14	0.7						

Max E. Biggs																		
YEAR	GP-GS	MIN	AVG	FG-A	PCT	3PT-A	PCT	FT-A	PCT	REB	AVG	PF-FO	A	TO	BLK	ST	PTS	AVG
1942-43	10-	--	--	28-	--	--	--	8-16	.500	--	--	18-	--	--	--	--	64	6.4
Totals	10-	--	--	28-	--	--	--	8-16	.500	--	--	18-	--	--	--	--	64	6.4

Roger Blalock										Guard • 6-0 • Chicago, Ill. • (Farragut)								
YEAR	GP-GS	MIN	AVG	FG-A	PCT	3PT-A	PCT	FT-A	PCT	REB	AVG	PF-FO	A	TO	BLK	ST	PTS	AVG
1966-67	23-	--	--	116-249	.466	--	--	51-95	.537	223	9.8	69-2	--	--	--	--	283	12.3
1967-68	8-	--	--	15-38	.395	--	--	15-20	.750	55	6.8	19-1	--	--	--	--	45	5.6
Totals	31-	--	--	131-287	.456	--	--	66-115	.574	278	9.0	88-3	--	--	--	--	328	10.6

Ronald M. Bland																Forward		
YEAR	GP-GS	MIN	AVG	FG-A	PCT	3PT-A	PCT	FT-A	PCT	REB	AVG	PF-FO	A	TO	BLK	ST	PTS	AVG
1948-49	12-	--	--	10-34	.294	--	--	10-14	.714	--	--	6-	--	--	--	--	30	2.5
Totals	12-	--	--	10-34	.294	--	--	10-14	.714	--	--	6-	--	--	--	--	30	2.5

Donald W. Blanken															Forward • 6-1 • 175 • West Dundee, Ill.									
YEAR	GP-GS	MIN	AVG	FG-A	PCT	3PT-A	PCT	FT-A	PCT	REB	AVG	PF-FO	A	TO	BLK	ST	PTS	AVG						
1939-40	18	--	--	66-	--	--	--	33-59	.559	--	--	38-	--	--	--	--	165	9.2						
1940-41	20-	--	--	78	--	--	--	48-65	.738	--	--	33-	--	--	--	--	204	10.2						
1941-42	21-	--	--	72-	--	--	--	25-45	.556	--	--	34-	--	--	--	--	169	8.0						
Totals	59-	--	--	216-	--	--	--	106-169	.627	--	--	105-	--	--	--	--	538	9.1						

Donald F. Blemker																		
YEAR	GP-GS	MIN	AVG	FG-A	PCT	3PT-A	PCT	FT-A	PCT	REB	AVG	PF-FO	A	TO	BLK	ST	PTS	AVG
1940-41	20-	--	--	39-	--	--	--	25-35	.714	--	--	25-	--	--	--	--	103	5.2
Totals	20-	--	--	39-	--	--	--	25-35	.714	--	--	25-	--	--	--	--	103	5.2

Dennis C. Blind										Guard • 5-10 • 165 • Lafayette, Ind. • (Jefferson)									
YEAR	GP-GS	MIN	AVG	FG-A	PCT	3PT-A	PCT	FT-A	PCT	REB	AVG	PF-FO	A	TO	BLK	ST	PTS	AVG	
1951-52	15-	--	--	32-119	.269	--	--	31-45	.689	--	--	32-	--	--	--	--	95	6.3	
1952-53	21-	--	--	89-281	.317	--	--	112-163	.687	--	--	67-	--	--	--	--	290	13.8	
1953-54	22-	--	--	95-249	.382	--	--	119-164	.725	58	2.6	68-3	--	--	--	--	309	14.4	
1954-55	22-	--	--	98-273	.359	--	--	121-150	.807	64	2.9	52-	--	--	--	--	317	14.4	
Totals	80-	--	--	314-922	.341	--	--	383-522	.734	122	--	219-	--	--	--	--	1011	12.6	

Donald G. Bol															Forward • 6-1 • 175 • Lafayette, Ind. • (Jefferson)									
YEAR	GP-GS	MIN	AVG	FG-A	PCT	3PT-A	PCT	FT-A	PCT	REB	AVG	PF-FO	A	TO	BLK	ST	PTS	AVG						
1949-50	8-	--	--	10-36	.278	--	--	2-	--	--	--	--	--	--	--	--	22	2.8						
1950-51	12	--	--	10-45	.222	--	--	9-19	.474	--	--	10-	--	--	--	--	29	2.4						
Totals	20-	--	--	20-81	.247	--	--	11-	--	--	--	--	--	--	--	--	51	2.6						

Robert Bonhomme										Forward • 6-3 • 175 • Vincennes, Ind. • (Vincennes)									
YEAR	GP-GS	MIN	AVG	FG-A	PCT	3PT-A	PCT	FT-A	PCT	REB	AVG	PF-FO	A	TO	BLK	ST	PTS	AVG	
1953-54	13	--	--	9-53	.170	--	--	11-20	.550	23	1.8	30-2	--	--	--	--	29	2.2	
1954-55	18	--	--	14-34	.412	--	--	6-13	.460	21	1.2	24-	--	--	--	--	34	1.9	
1955-56	22	--	--	44-114	.386	--	--	32-58	.552	87	4.0	60-	--	--	--	--	120	5.5	
Totals	53	--	--	67-201	.333	--	--	49-91	.538	131	2.5	114-	--	--	--	--	183	3.5	

Chris Booker																		
Forward • 6-10 • 247 • Fort Worth, Texas • (Diamond Hill Jarvis/Tyler JC)																		
YEAR	GP-GS	MIN	AVG	FG-A	PCT	3PT-A	PCT	FT-A	PCT	REB	AVG	PF-FO	A	TO	BLK	ST	PTS	AVG
2002-03	30-24	807	26.9	99-219	.452	2-12	.167	82-114	.719	172	5.7	81-5	28	67	30	32	282	9.4
2003-04	10-6	229	22.9	34-65	.523	0-0	.000	26-36	.722	56	5.6	18-0	16	17	12	11	94	9.4
Totals	40-30	1036	25.9	133-284	.468	2-12	.167	108-150	.720	228	5.7	99-5	44	84	42	43	376	9.4

George H. Boots															Guard			
YEAR	GP-GS	MIN	AVG	FG-A	PCT	3PT-A	PCT	FT-A	PCT	REB	AVG	PF-FO	A	TO	BLK	ST	PTS	AVG
1928-29	17-	--	--	23-	--	--	--	14-20	.700	--	--	30-	--	--	--	--	60	3.5
1929-30	15-	--	--	23-	--	--	--	17-24	.710	--	--	25-	--	--	--	--	65	4.3
Totals	32-	--	--	46-	--	--	--	31-44	.705	--	--	55-	--	--	--	--	125	3.9

James E. Bosse										Forward • 6-0 • 155 • Evansville, Ind.									
YEAR	GP-GS	MIN	AVG	FG-A	PCT	3PT-A	PCT	FT-A	PCT	REB	AVG	PF-FO	A	TO	BLK	ST	PTS	AVG	
1938-39	1-	--	--	4-	--	--	--	1-3	.333	--	--	2-	--	--	--	--	9	9.0	
1939-40	3-	--	--	0-	--	--	--	0-0	.000	--	--	1-	--	--	--	--	0	0.0	
Totals	4-	--	--	4-0	--	--	--	1-3	.333	--	--	3-	--	--	--	--	9	2.3	

Ned M. Boyer									Guard • 6-3 • 180 • Bedford, Ind. • (High)									
YEAR	GP-GS	MIN	AVG	FG-A	PCT	3PT-A	PCT	FT-A	PCT	REB	AVG	PF-FO	A	TO	BLK	ST	PTS	AVG
1952-53	18	--	--	22-95	.232	--	--	21-30	.700	--	--	31	--	--	--	--	65	3.6
1953-54	9	--	--	6-18	.333	--	--	3-6	.500	3	0.3	6-0	--	--	--	--	15	1.7
1954-55	3	--	--	0-0	.000	--	--	0-0	.000	0	0.0	2-0	--	--	--	--	0	0.0
Totals	30	--	--	28-113	.248	--	--	24-36	.667	3	--	39-1	--	--	--	--	80	2.7

Dennis L. Brady										Guard - 6-2 • Lafayette, Ind. • (Jefferson)								
YEAR	GP-GS	MIN	AVG	FG-A	PCT	3PT-A	PCT	FT-A	PCT	REB	AVG	PF-FO	A	TO	BLK	ST	PTS	AVG
1965-66	24-	--	--	97-231	.420	--	--	53-64	.828	79	3.2	72-4	--	--	--	--	247	10.3
1966-67	24-	--	--	99-206	.481	--	--	48-66	.727	42	1.7	57-3	--	--	--	--	246	10.2
Totals	48-	--	--	196-437	.449	--	--	101-130	.777	121	2.5	129-7	--	--	--	--	493	10.3

Brandon Brantley															Forward - 6-8 • 203 • East Chicago, Ind. • (Andran)														
Year	GP-GS	MIN	AVG	FG-A	PCT	3PT-A	PCT	FT-A	PCT	REB	AVG	PF-FO	A	TO	BLK	ST	PTS	AVG											
1992-93	31-1	262	8.5	18-41	.439	0-0	.000	12-25	.480	67	2.2	40-0	5	17	8	5	48	1.5											
1993-94	34-32	294	17.5	62-115	.539	0-0	.000	28-49	.571	152	4.5	84-2	15	29	38	6	132	4.5											
1994-95	32-15	785	24.5	114-203	.562	0-1	.000	93-114	.816	194	6.1	96-4	12	61	35	6	321	10.0											
1995-96	32-32	765	23.9	101-174	.580	2-8	.250	78-99	.788	178	5.6	83-3	17	51	33	19	282	8.6											
1996-97	122-80	2668	20.7	295-533	.553	2-9	.222	211-287	.735	591	4.6	303-9	49	158	114	41	803	6.2											



# All-Time Player Statistics

Glen David Calhoun																		
Forward/Center • 6-4 • 200 • Farmer City, Ill. • (Moore Twp.)																		
YEAR	GP-GS	MIN	AVG	FG-A	PCT	3PT-A	PCT	FT-A	PCT	REB	AVG	PF-FO	A	TO	BLK	ST	PTS	AVG
1950-51	8-	--	--	6-22	.273	--	--	1-4	.250	--	--	7-	--	--	--	--	13	1.6
1951-52	19-	--	--	30-109	.275	--	--	21-34	.618	--	--	63-	--	--	--	--	81	4.3
1952-53	22-	--	--	98-324	.302	--	--	49-91	.538	--	--	71-	--	--	--	--	245	11.1
Totals	49-	--	--	134-455	.295	--	--	71-125	.568	--	--	141-	--	--	--	--	339	6.9

Joe E. Campbell																		
Guard • 5-7 • 165 • Anderson, Ind. • (High)																		
YEAR	GP-GS	MIN	AVG	FG-A	PCT	3PT-A	PCT	FT-A	PCT	REB	AVG	PF-FO	A	TO	BLK	ST	PTS	AVG
1954-55	14-	--	--	6-17	.353	--	--	10-17	.588	--	--	4-	--	--	--	--	22	1.6
1955-56	22-	--	--	41-124	.331	--	--	79-110	.718	52	2.4	38-	--	--	--	--	161	7.3
1956-57	22-	--	--	83-213	.390	--	--	95-129	.736	61	2.8	57-	--	--	--	--	261	11.9
Totals	58-	--	--	130-354	.367	--	--	184-256	.719	113	--	99-	--	--	--	--	444	7.7

Ray W. Campbell																		
YEAR	GP-GS	MIN	AVG	FG-A	PCT	3PT-A	PCT	FT-A	PCT	REB	AVG	PF-FO	A	TO	BLK	ST	PTS	AVG
1950-51	8-	--	--	6-22	.273	--	--	1-4	.250	--	--	7-	--	--	--	--	13	1.6
1951-52	19-	--	--	30-109	.275	--	--	21-34	.618	--	--	63-	--	--	--	--	81	4.3
1952-53	22-	--	--	98-324	.302	--	--	49-91	.538	--	--	71-	--	--	--	--	245	11.1
Totals	49-	--	--	134-455	.295	--	--	71-125	.568	--	--	141-	--	--	--	--	339	6.9

Brian Cardinal										Forward • 6-8 • 235 • Tolono, Ill. • (Unity)									
YEAR	GP-GS	MIN	AVG	FG-A	PCT	3PT-A	PCT	FT-A	PCT	REB	AVG	PF-FO	A	TO	BLK	ST	PTS	AVG	
1996-97	30-30	865	29.8	100-220	.455	21-63	.333	98-139	.705	182	6.1	105-6	58	8	63	51	319	10.6	
1997-98	36-32	925	25.7	140-275	.509	30-70	.429	122-155	.787	178	4.9	119-6	66	50	12	65	432	12.0	
1998-99	34-34	960	28.2	118-246	.480	37-79	.374	114-147	.776	186	5.5	99-3	82	66	14	78	387	11.4	
1999-00	32-29	943	29.5	137-333	.411	42-124	.339	130-169	.769	203	6.3	86-4	71	74	10	65	446	13.9	
Totals	132-125	3693	28.0	495-1074	.461	130-356	.365	464-610	.760	749	5.7	409-1927	198	99	259	1584	12.0		

Charles W. Caress																		
Guard • 6-0 • 182 • Bedford, Ind.																		
YEAR	GP-GS	MIN	AVG	FG-A	PCT	3PT-A	PCT	FT-A	PCT	REB	AVG	PF-FO	A	TO	BLK	ST	PTS	AVG
1939-40	17-	--	--	7-	--	--	--	2-7	.286	--	--	13-	--	--	--	--	16	0.9
1940-41	19-	--	--	16-	--	--	--	9-25	.360	--	--	42-	--	--	--	--	41	2.2
1941-42	16-	--	--	9-	--	--	--	7-13	.538	--	--	13-	--	--	--	--	25	1.6
Totals	52-	--	--	32-	--	--	--	18-45	.400	--	--	68-	--	--	--	--	82	1.6

B.J. Caretta																		
Guard • 6-3 • 190 • Fort Wayne, Ind. • (Bishop Dwenger)																		
YEAR	GP-GS	MIN	AVG	FG-A	PCT	3PT-A	PCT	FT-A	PCT	REB	AVG	PF-FO	A	TO	BLK	ST	PTS	AVG
1997-98	20-0	91	4.6	11-23	.478	3-13	.231	4-6	.667	9	0.5	9-0	8	8	0	1	29	1.5
Totals	20-0	91	4.6	11-23	.478	3-13	.231	4-6	.667	9	0.5	9-0	8	8	0	1	29	1.5

Joseph Barry Carroll																		
Center • 7-1 • 245 • Denver, Colo. • (East)																		
YEAR	GP-GS	MIN	AVG	FG-A	PCT	3PT-A	PCT	FT-A	PCT	REB	AVG	PF-FO	A	TO	BLK	ST	PTS	AVG
1976-77	28-0	573	20.5	93-187	.497	--	--	34-54	.630	206	7.4	76-3	11	--	82	17	220	7.9
1977-78	27-27	855	31.7	163-312	.522	--	--	95-143	.664	288	10.7	92-4	14	--	105	14	421	15.6
1978-79	35-35	1235	35.3	318-545	.583	--	--	162-253	.640	352	10.1	100-2	29	--	70	30	798	22.8
1979-80	33-33	1168	35.4	301-558	.539	--	--	134-203	.660	302	9.2	92-2	33	--	92	25	736	22.3
Totals	123-95	3831	31.1	875-1602	.546	--	--	425-653	.651	1148	9.3	360-9	87	--	349	86	2175	17.7

Matt Carroll																		
Forward • 6-8 • 241 • Aurora, Colo. • (Smoky Hill)																		
YEAR	GP-GS	MIN	AVG	FG-A	PCT	3PT-A	PCT	FT-A	PCT	REB	AVG	PF-FO	A	TO	BLK	ST	PTS	AVG
2001-02	30-2	278	9.3	18-34	.529	1-1	1.000	8-23	.348	39	1.3	33-0	4	16	6	7	45	1.5
2002-03	Redshirt																	
2003-04	18-0	88	4.9	3-11	.273	0-1	.000	4-7	.571	13	0.7	11-0	3	9	0	1	10	0.6
2004-05	13-0	73	4.13	.308	0-0	.000	0-2	.000	2-2	16	4.0	9	0	5	8	0	6	0.6
2005-06	24-0	156	6.5	12-16	.750	0-1	.000	1-1	1.000	29	1.2	25-0	2	8	1	4	25	1.0
Totals	85-2	622	7.3	37-74	.500	1-3	.333	13-33	.394	110	1.3	85-0	13	42	7	17	88	1.0

Norris E. Caudell																		
Forward • 6-3 • 180 • Evansville, Ind. • (Bosse)																		
YEAR	GP-GS	MIN	AVG	FG-A	PCT	3PT-A	PCT	FT-A	PCT	REB	AVG	PF-FO	A	TO	BLK	ST	PTS	AVG
1947-48	20-	--	--	48-220	.218	--	--	22-47	.468	--	--	50-	--	--	--	--	118	5.9
1948-49	22-	--	--	60-257	.233	--	--	33-65	.507	--	--	64-	--	--	--	--	153	7.0
Totals	42-	--	--	108-477	.226	--	--	55-112	.491	--	--	114-	--	--	--	--	271	6.5

John D. Chapman																		
Columbia City, Ind.																		
YEAR	GP-GS	MIN	AVG	FG-A	PCT	3PT-A	PCT	FT-A	PCT	REB	AVG	PF-FO	A	TO	BLK	ST	PTS	AVG
1939-40	1-	--	--	0-0	.000	--	--	0-0	.000	--	--	0-	--	--	--	--	0	0.0
Totals	1-	--	--	0-0	.000	--	--	0-0	.000	--	--	0-	--	--	--	--	0	0.0

Curt Clawson																		
Guard • 6-5 • 185 • Batesville, Ind. • (Batesville)																		
YEAR	GP-GS	MIN	AVG	FG-A	PCT	3PT-A	PCT	FT-A	PCT	REB	AVG	PF-FO	A	TO	BLK	ST	PTS	AVG
1981-82	15-0	60	4.0	9-26	.346	--	--	1-4	.250	4	0.3	6-0	3	--	1	2	19	1.3
1982-83	30-26	591	19.7	86-203	.424	--	--	29-43	.674	36	1.2	43-1	18	--	3	8	210	7.0
1983-84	29-0	374	12.9	55-127	.433	--	--	45-53	.849	19	0.7	33-0	22	--	2	3	155	5.3
Totals	74-26	1025	13.9	150-356	.421	--	--	75-100	.750	59	0.8	82-1	43	--	6	13	384	5.2

Luther Clay										Forward • 6-8 • 210 • Oberlin, Ohio • (Maine Central)									
YEAR	GP-GS	MIN	AVG	FG-A	PCT	3PT-A	PCT	FT-A	PCT	REB	AVG	PF-FO	A	TO	BLK	ST	PTS	AVG	
1995-96	24-0	182	7.6	25-54	.463	0-1	.000	10-21	.476	38	1.6	23-0	5	12	2	3	60	2.5	
Totals	24-0	182	7.6	25-54	.463			10-21	.476	38	1.6	23-0	5	12	2	3	60	2.5	





# All-Time Player Statistics

William P. Fehring																
YEAR	GP-GS	MIN	AVG	FG-A	PCT	3PT-A	PCT	FT-A	PCT	REB	AVG	PF-FO	A	TO	BLK	ST
1931-32	14	--	--	20	--	--	--	10-21	476	--	--	18	--	--	--	50
1932-33	18	--	--	39	--	--	--	21-32	656	--	--	29	--	--	--	59
1933-34	19	--	--	39	--	--	--	14-21	667	--	--	27	--	--	--	92
Totals	51	--	--	98	--	--	--	45-74	608	--	--	74	--	--	--	241

Robert B. Fehrman																
YEAR	GP-GS	MIN	AVG	FG-A	PCT	3PT-A	PCT	FT-A	PCT	REB	AVG	PF-FO	A	TO	BLK	ST
1956-57	22	--	--	48-117	.410	--	--	15-29	517	96	4.4	41	--	--	--	111
1957-58	21	--	--	77-199	.387	--	--	55-82	671	144	6.9	75	--	--	--	209
1958-59	22	--	--	94-238	.395	--	--	56-94	596	200	9.1	83	--	--	--	244
Totals	65	--	--	219-554	.395	--	--	126-205	615	440	6.8	199	--	--	--	564

Dan. T. Fisher																
YEAR	GP-GS	MIN	AVG	FG-A	PCT	3PT-A	PCT	FT-A	PCT	REB	AVG	PF-FO	A	TO	BLK	ST
1937-38	18	--	--	11	--	--	--	6-12	500	--	--	12	--	--	--	28
1938-39	19	--	--	43	--	--	--	25-49	510	--	--	29	--	--	--	111
1939-40	20	--	--	41	--	--	--	51-84	607	--	--	32	--	--	--	133
Totals	57	--	--	95	--	--	--	82-145	566	--	--	73	--	--	--	272

George H. Fisher Jr.																
YEAR	GP-GS	MIN	AVG	FG-A	PCT	3PT-A	PCT	FT-A	PCT	REB	AVG	PF-FO	A	TO	BLK	ST
1932-33	9	--	--	15	--	--	--	5-12	417	--	--	7	--	--	--	35
1933-34	8	--	--	16	--	--	--	6-9	667	--	--	8	--	--	--	38
Totals	17	--	--	31	--	--	--	11-21	534	--	--	15	--	--	--	73

Tim Fisher																
YEAR	GP-GS	MIN	AVG	FG-A	PCT	3PT-A	PCT	FT-A	PCT	REB	AVG	PF-FO	A	TO	BLK	ST
1983-84	6-0	11	1.8	2-5	.500	--	--	3-4	.750	3	0.5	0-0	2	--	0	7
1984-85	13-0	26	2.0	1-4	.250	--	--	3-5	.600	7	0.5	7-0	1	--	0	2
1985-86	18-0	61	3.4	3-8	.375	--	--	4-6	.667	7	0.4	9-0	6	--	0	10
1986-87	27-0	168	6.2	8-18	.444	1-2	.500	15-21	.714	16	0.6	22-0	19	16	0	8
Totals	64-0	266	4.2	14-35	.400	1-2	--	25-36	.694	33	0.5	38-0	28	--	0	14

Andrew Ford																
YEAR	GP-GS	MIN	AVG	FG-A	PCT	3PT-A	PCT	FT-A	PCT	REB	AVG	PF-FO	A	TO	BLK	ST
2001-02	11-0	36	3.3	5-9	.556	1-3	.333	3-4	.750	6	0.5	5-0	1	3	0	14
2002-03	11-0	20	1.8	3-8	.375	0-1	.000	3-4	.750	5	0.5	1-0	1	2	0	1
2003-04	18-0	49	2.7	3-8	.375	1-2	.500	2-2	1.000	3	0.2	4-0	2	3	0	2
2004-05	28-14	387	13.8	10-46	.217	6-34	.176	4-5	.800	20	0.7	53-1	37	27	1	6
Totals	68-14	492	7.2	21-71	.296	8-40	.200	12-15	.800	34	0.5	63-1	41	35	1	9

Robert A. Ford																
YEAR	GP-GS	MIN	AVG	FG-A	PCT	3PT-A	PCT	FT-A	PCT	REB	AVG	PF-FO	A	TO	BLK	ST
1969-70	24	--	--	113-212	.533	--	--	54-89	.607	184	7.7	69-4	--	--	--	280
1970-71	25	890	35.6	200-374	.535	--	--	94-134	.701	234	9.4	69-1	--	--	--	494
1971-72	24	878	36.6	178-391	.456	--	--	114-149	.765	230	9.6	56-1	--	--	--	470
Totals	73	--	--	491-977	.503	--	--	262-372	.705	648	8.9	194-6	--	--	--	1244

Todd Foster																
YEAR	GP-GS	MIN	AVG	FG-A	PCT	3PT-A	PCT	FT-A	PCT	REB	AVG	PF-FO	A	TO	BLK	ST
1992-93	9-0	22	2.4	1-3	.333	1-3	.333	2-2	1.000	1	0.1	3-0	3	0	1	5
1993-94	24-5	213	8.9	19-53	.358	12-40	.300	0-3	.000	24	1.0	29-0	22	29	1	10
1994-95	32-1	341	10.7	19-56	.339	14-46	.304	11-16	.688	26	0.8	39-1	35	27	2	11
1995-96	31-0	586	18.9	70-178	.393	60-151	.397	34-47	.723	47	1.5	45-0	45	23	1	28
Totals	96-6	1162	12.1	109-290	.376	87-240	.363	47-68	.691	98	1.0	116-1	105	79	4	50

Steve Fraizer																
YEAR	GP-GS	MIN	AVG	FG-A	PCT	3PT-A	PCT	FT-A	PCT	REB	AVG	PF-FO	A	TO	BLK	ST
1943-44	16	--	--	44	--	--	--	14-25	560	--	--	32	--	--	--	102
Totals	16	--	--	44	--	--	--	14-25	560	--	--	32	--	--	--	102

William Franklin																
YEAR	GP-GS	MIN	AVG	FG-A	PCT	3PT-A	PCT	FT-A	PCT	REB	AVG	PF-FO	A	TO	BLK	ST
1969-70	20	--	--	58-131	.443	--	--	36-72	.500	117	5.9	48-0	--	--	--	152
1970-71	25	747	29.9	142-300	.473	--	--	58-127	.457	255	10.2	84-6	18	--	--	342
1971-72	19	627	33.0	141-332	.425	--	--	75-128	.586	258	13.6	59-3	14	--	--	357
Totals	64	--	--	341-763	.447	--	--	169-327	.517	630	9.8	191-9	32	--	--	851

Paul E. Friend																
YEAR	GP-GS	MIN	AVG	FG-A	PCT	3PT-A	PCT	FT-A	PCT	REB	AVG	PF-FO	A	TO	BLK	ST
1941-42	1	--	--	1	--	--	--	0-0	.000	--	--	1	--	--	--	2
1942-43	19	--	--	31	--	--	--	9-22	.409	--	--	37	--	--	--	71
1943-44	20	--	--	34	--	--	--	17-28	.607	--	--	54	--	--	--	85
Totals	40	--	--	66	--	--	--	26-50	.520	--	--	92	--	--	--	158

Mack Gadis Jr.																
YEAR	GP-GS	MIN	AVG	FG-A	PCT	3PT-A	PCT	FT-A	PCT	REB	AVG	PF-FO	A	TO	BLK	ST
1982-83	14-0	170	12.1	13-38	.342	--	--	10-19	.526	12	0.9	15-0	12	--	0	4
1983-84	19-0	143	7.5	15-33	.455	--	--	7-14	.500	18	0.9	17-0	17	11	2	7
1984-85	29-20	667	23.0	82-178	.461	--	--	58-67	.866	44	1.5	58-2	68	29	0	29
1985-86	32-32	915	28.6	98-203	.483	--	--	56-73	.767	72	2.3	59-1	178	57	3	18
Totals	94-52	1895	20.2	208-452	.460	--	--	131-173	.757	146	1.6	149-3	275	97	5	58

Dennis H. Gamauf																
YEAR	GP-GS	MIN	AVG	FG-A	PCT	3PT-A	PCT	FT-A	PCT	REB	AVG	PF-FO	A	TO	BLK	ST
1970-71	23	502	21.8	47-126	.373	--	--	54-69	.783	52	2.3	46-0	24	--	--	148
1971-72	19	557	29.3	70-159	.440	--	--	60-71	.845	46	2.4	38-0	49	--	--	200
1972-73	19-17	464	24.4	56-136	.411	--	--	22-35	.629	39	2.0	26-0	25	--	--	134
Totals	61	1523	25.0	173-421	.411	--	--	136-175	.777	137	2.2	110-0	98	--	--	482

Joseph M. Gampfer																
YEAR	GP-GS	MIN	AVG	FG-A	PCT	3PT-A	PCT	FT-A	PCT	REB	AVG	PF-FO	A	TO	BLK	ST
1981-82	21-2	168	8.0	11-26	.423	--	--	14-18	.778	32	1.5	25-0	4	--	0	36
1982-83	16-0	84	5.3	10-21	.475	--	--	4-12	.333	27	1.7	14-0	2	--	5	0
1983-84	14-0	59	4.2	5-13	.333	--	--	4-6	.667	9	0.6	16-0	3	--	11	0
Totals	51-2	311	6.1	26-62	.419	--	--	22-36	.611	68	1.3	55	9	--	20	7

Melvyn Garland																
YEAR	GP-GS	MIN	AVG	FG-A	PCT	3PT-A	PCT	FT-A	PCT	REB	AVG	PF-FO	A	TO	BLK	ST
1961-62	24	--	--	155-315	.492	--	--	56-81	.691	75	3.1	63	--	--	--	366
1962-63	24	--	--	198-433	.457	--	--	126-152	.829	102	4.3	62	--	--	--	522
1963-64	23	--	--	133-313	.425	--	--	89-107	.832	78	3.4	68	--	--	--	355
Totals	71	--	--	486-1061	.458	--	--	271-340	.797	255	3.6	193	--	--	--	1243

# All-Time Player Statistics



Roy Hairston																			
Forward • 6-8 • 215 • Jersey City, N.J. • (Snyder/Hutchinson C.C.)																			
YEAR	GP-GS	MIN	AVG	FG-A	PCT	3PT-A	PCT	FT-A	PCT	REB	AVG	PF-FO	A	TO	BLK	ST	PTS	AVG	
1994-95	32-15	746	23.3	114-225	.507	13-48	.271	66-135	.489	145	4.5	56-0	42	65	27	32	307	9.6	
1995-96	32-32	778	24.3	110-187	.588	5-20	.250	42-84	.500	151	5.0	65-0	61	79	25	50	267	8.3	
Totals	64-47	1524	23.8	224-412	.544	18-68	.265	108-219	.493	296	4.6	121-0	103	144	52	82	574	9.0	

Ernie Hall																			
YEAR	GP-GS	MIN	AVG	FG-A	PCT	3PT-A	PCT	FT-A	PCT	REB	AVG	PF-FO	A	TO	BLK	ST	PTS	AVG	
1951-52	9-	--	--	39-125	.312	--	--	34-60	.567	--	--	28-	--	--	--	--	112	12.4	
Totals	9-	--	--	39-125	.312	--	--	34-60	.567	--	--	28-	--	--	--	--	112	12.4	

Ricky Hall																			
Guard • 6-1 • 180 • Fort Wayne, Ind. • (Concordia)																			
YEAR	GP-GS	MIN	AVG	FG-A	PCT	3PT-A	PCT	FT-A	PCT	REB	AVG	PF-FO	A	TO	BLK	ST	PTS	AVG	
1980-81	14-0	20	1.4	0-5	.000	--	--	0-2	.000	3	0.2	7-0	1	--	0	1	0	0.0	
1981-82	32-16	728	22.3	46-68	.676	--	--	37-54	.685	68	2.1	86-6	85	--	2	49	129	4.0	
1982-83	29-29	908	31.3	69-141	.489	--	--	41-61	.672	82	2.8	85-6	130	--	5	67	181	6.2	
1983-84	29-29	974	33.6	125-259	.483	--	--	61-77	.792	91	3.1	79-1	95	48	4	55	311	10.7	
Totals	104-74	2630	25.3	240-473	.507	--	--	139-194	.716	244	2.3	257-133	11	--	11	172	621	6.0	

Arnette Hallman																			
Forward • 6-7 • 205 • Chicago, Ill. • (Schurz)																			
YEAR	GP-GS	MIN	AVG	FG-A	PCT	3PT-A	PCT	FT-A	PCT	REB	AVG	PF-FO	A	TO	BLK	ST	PTS	AVG	
1978-79	35-33	972	27.8	114-230	.496	--	--	54-90	.600	170	4.9	105-4	33	--	27	11	282	8.1	
1979-80	32-32	987	30.8	124-283	.438	--	--	33-65	.508	190	5.9	93-2	37	--	22	10	281	8.8	
Totals	67-65	1959	29.2	238-513	.464	--	--	87-155	.561	360	5.4	198-6	70	--	49	21	563	8.4	

Paul A. Harber																			
Forward • 6-5 • 175 • Anderson, Ind. • (St. Mary's)																			
YEAR	GP-GS	MIN	AVG	FG-A	PCT	3PT-A	PCT	FT-A	PCT	REB	AVG	PF-FO	A	TO	BLK	ST	PTS	AVG	
1962-63	6-	--	--	15-40	.375	--	--	15-24	.625	37	6.2	13-	--	--	--	--	45	7.5	
1963-64	15-	--	--	10-23	.435	--	--	9-19	.474	28	1.9	14-	--	--	--	--	29	1.9	
1964-65	15-	--	--	11-28	.392	--	--	11-22	.500	39	2.6	11-1	--	--	--	--	33	2.2	
Totals	36-	--	--	36-91	.396	--	--	35-65	.538	104	2.9	38-	--	--	--	--	107	3.0	

Glen W. Harmeson																			
YEAR	GP-GS	MIN	AVG	FG-A	PCT	3PT-A	PCT	FT-A	PCT	REB	AVG	PF-FO	A	TO	BLK	ST	PTS	AVG	
1927-28	15-	--	--	33-	--	--	--	13-27	.481	--	--	24-	--	--	--	--	74	4.9	
1928-29	17-	--	--	44-	--	--	--	11-27	.407	--	--	31-	--	--	--	--	105	6.2	
1929-30	15-	--	--	31-	--	--	--	17-21	.810	--	--	34-	--	--	--	--	79	5.3	
Totals	47-	--	--	108-	--	--	--	41-75	.547	--	--	89-	--	--	--	--	258	5.5	

Louis A. Harmon																			
Guard • 5-10 • 160 • Gary, Ind.																			
YEAR	GP-GS	MIN	AVG	FG-A	PCT	3PT-A	PCT	FT-A	PCT	REB	AVG	PF-FO	A	TO	BLK	ST	PTS	AVG	
1932-33	2-	--	--	0-	.000	--	--	0-0	.000	--	--	0-	--	--	--	--	0	0.0	
1933-34	13-	--	--	7-	--	--	--	2-3	.667	--	--	3-	--	--	--	--	16	1.2	
Totals	15-	--	--	7-	--	--	--	2-3	.667	--	--	3-	--	--	--	--	16	1.1	

Chris Hartley																			
Guard • 6-4 • 198 • Noblesville, Ind. • (Noblesville)																			
YEAR	GP-GS	MIN	AVG	FG-A	PCT	3PT-A	PCT	FT-A	PCT	REB	AVG	PF-FO	A	TO	BLK	ST	PTS	AVG	
2003-04	5-0	9	1.8	1-6	.167	0-1	.000	2-2	1.000	2	0.4	0-0	0	2	0	0	4	0.8	
2004-05	18-5	278	15.4	19-52	.365	11-39	.282	1-3	.333	147	0.9	21-1	24	12	0	2	50	2.8	
2005-06	28-14	515	18.4	15-49	.306	8-37	.216	11-12	.917	40	1.4	41-2	49	17	1	9	49	1.8	
2006-07	14-0	47	3.4	1-6	.167	0-2	.000	2-5	.400	10	0.7	5-0	2	3	1	1	4	0.3	
Totals	65-19	849	13.1	36-113	.319	19-79	.241	16-22	.727	69	1.1	67-3	75	34	2	12	107	1.6	

Leo L. Helmuth																			
Guard • 6-1 • 175 • Kokomo, Ind. • (Northwestern)																			
YEAR	GP-GS	MIN	AVG	FG-A	PCT	3PT-A	PCT	FT-A	PCT	REB	AVG	PF-FO	A	TO	BLK	ST	PTS	AVG	
1956-57	2-	--	--	1-3	.333	--	--	0-0	.000	2	1.0	2-	--	--	--	--	2	1.0	
1957-58	1-	--	--	1-1	1.000	--	--	2-2	1.000	0	0.0	0-	--	--	--	--	4	4.0	
Totals	3-	--	--	2-4	.500	--	--	2-2	1.000	2	0.7	2-	--	--	--	--	6	2.0	

Eugene C. Herschelmann																			
Guard • 5-10 • 165 • Evansville, Ind.																			
YEAR	GP-GS	MIN	AVG	FG-A	PCT	3PT-A	PCT	FT-A	PCT	REB	AVG	PF-FO	A	TO	BLK	ST	PTS	AVG	
1938-39	15-	--	--	18-	--	--	--	7-12	.583	--	--	9-	--	--	--	--	39	2.6	
1939-40	6-	--	--	2-	--	--	--	3-5	.600	--	--	0-	--	--	--	--	7	1.2	
Totals	21-	--	--	20-	--	--	--	10-17	.588	--	--	9-	--	--	--	--	46	2.2	

George A. Hertzing																			
Forward • Otterbein, Ind.																			
YEAR	GP-GS	MIN	AVG	FG-A	PCT	3PT-A	PCT	FT-A	PCT	REB	AVG	PF-FO	A	TO	BLK	ST	PTS	AVG	
1931-32	1-	--	--	1-	--	--	--	0-0	.000	--	--	0-	--	--	--	--	2	2.0	
1932-33	10-	--	--	7-	--	--	--	6-10	.600	--	--	5-	--	--	--	--	20	2.0	
1933-34	4-	--	--	1-	--	--	--	0-0	.000	--	--	1-	--	--	--	--	2	0.5	
Totals	15-	--	--	9-	--	--	--	6-10	.600	--	--	6-	--	--	--	--	24	1.6	

Thomas T. Hess																			
Forward • 6-5 • 210 • South Bend, Ind. • (St. Joseph)																			
YEAR	GP-GS	MIN	AVG	FG-A	PCT	3PT-A	PCT	FT-A	PCT	REB	AVG	PF-FO	A	TO	BLK	ST	PTS	AVG	
1962-63	15-	--	--	11-26	.423	--	--	4-14	.286	32	2.1	13-	--	--	--	--	26	1.7	
Totals	15-	--	--	11-26	.423	--	--	4-14	.286	32	2.1	13-	--	--	--	--	26	1.7	

Rodney L. Hicks															Forward • 6-3 • 205 • Elwood, Ind. • (Elwood)														
YEAR	GP-GS	MIN	AVG	FG-A	PCT	3PT-A	PCT	FT-A	PCT	REB	AVG	PF-FO	A	TO	BLK	ST	PTS	AVG											
1962-63	12	--	--	34-76	.447	--	--	14-25	.560	30	2.5	17-	--	--	--	--	82	6.8											
1963-64	17	--	--	27-69	.391	--	--	10-18	.556	38	2.2	35-	--	--	--	--	64	3.8											
1964-65	14	--	--	21-45	.466	--	--	10-15	.667	27	1.9	21-0	--	--	--	--	52	3.7											
Totals	43-	--	--	82-190	.431	--	--	34-58	.586	95	2.2	73-	--	--	--	--	198	4.6											



# All-Time Player Statistics

## Jerome C. Johnson

YEAR		GP-GS	MIN	AVG	FG-A	PCT	3PT-A	PCT	FT-A	PCT	REB	AVG	PF-FO	A	TO	BLK	ST	PTS	AVG
Forward/Center • 6-10 • 215 • Knox, Ind. • (Knox)																			
1967-68	24-	--	--	--	54-144	.375	--	--	28-47	.596	123	5.1	59-3	--	--	--	--	136	5.6
1968-69	27-	--	--	--	53-116	.457	--	--	24-48	.500	124	4.6	25-1	--	--	--	--	130	4.8
1969-70	18-	--	--	--	18-39	.462	--	--	14-21	.667	38	2.1	18-0	--	--	--	--	50	2.8
Totals	69-	--	--	--	125-299	.418	--	--	66-116	.569	285	4.1	102-4	--	--	--	--	313	4.5

## Kip Jones

YEAR	GP-GS	MIN	AVG	FG-A	PCT	3PT-A	PCT	FT-A	PCT	REB	AVG	PF-FO	A	TO	BLK	ST	PTS	AVG
1985-86	32-1	395	12.3	39-94	.415	--	--	43-81	.531	74	2.3	48-0	21	28	3	7	121	3.8
1986-87	29-0	310	10.7	34-64	.531	0-0	.000	21-43	.488	65	2.2	37-0	16	24	4	5	89	3.1
1987-88	33-31	733	22.2	91-161	.565	0-0	.000	35-90	.389	136	4.1	70-1	56	52	5	16	217	6.6
1988-89	22-3	408	18.5	84-136	.618	0-1	.000	37-70	.529	70	3.2	46-2	37	41	5	10	205	9.3
Totals	116-35	1846	15.9	248-455	.545	0-1	.000	136-284	.479	345	2.9	201-3	130	145	17	38	632	5.5

## Tony Jones

YEAR	GP-GS	MIN	AVG	FG-A	PCT	3PT-A	PCT	FT-A	PCT	REB	AVG	PF-FO	A	TO	BLK	ST	PTS	AVG
1986-87	30-0	389	13.0	21-55	.382	0-1	.000	17-31	.548	39	1.3	41-0	42	30	12	12	59	2.0
1987-88	33-2	769	23.3	68-135	.504	0-1	.000	34-48	.708	85	2.6	52-0	114	48	13	39	170	5.2
1988-89	31-31	1073	34.6	139-287	.484	44-103	.427	51-74	.689	76	2.5	66-2	154	67	6	39	373	12.0
1989-90	30-30	1124	37.5	164-353	.465	16-59	.271	95-157	.605	87	2.9	59-0	171	82	11	35	439	14.6
Totals	124-63	3355	27.1	392-830	.472	60-164	.366	197-310	.635	287	2.3	218-2	481	227	42	125	1041	8.4

## William L. Jones

YEAR		GP-GS	MIN	AVG	FG-A	PCT	3PT-A	PCT	FT-A	PCT	REB	AVG	PF-FO	A	TO	BLK	ST	PTS	AVG
Center • 6-8 • 220 • Indianapolis, Ind. • (Crispus Attucks)																			
1962-63	9-	--	--	--	56-159	.352	--	--	22-39	.564	130	14.4	37-	--	--	--	--	134	14.9
1963-64	10-	--	--	--	34-93	.366	--	--	7-18	.389	101	10.1	37-	--	--	--	--	75	7.5
1964-65	14-	--	--	--	45-120	.375	--	--	19-40	.475	145	10.3	42-2	--	--	--	--	109	7.7
Totals	33-	--	--	--	135-372	.363	--	--	48-97	.495	376	11.4	79-	--	--	--	--	318	9.6

## Walter L. Jordan

YEAR		GP-GS	MIN	AVG	FG-A	PCT	3PT-A	PCT	FT-A	PCT	REB	AVG	PF-FO	A	TO	BLK	ST	PTS	AVG
Forward • 6-8 • 200 • Fort Wayne, Ind. • (Northrop)																			
1974-75	28-21	773	27.6	171-330	.519	--	--	--	52-75	.693	205	7.3	70-0	44	--	--	--	394	14.1
1975-76	27-27	879	32.6	189-389	.486	--	--	--	79-115	.687	248	9.2	74-1	65	--	--	--	457	16.9
1976-77	27-27	952	35.3	205-425	.485	--	--	--	92-129	.713	199	7.4	68-0	62	--	3	26	502	18.6
1977-78	27-27	997	36.9	181-414	.437	--	--	--	98-137	.715	230	8.5	68-0	66	--	6	24	460	17.0
Totals	109-102	3601	33.0	746-1558	.479	--	--	--	321-456	.704	882	8.1	280-1	237	--	--	--	1813	16.6

## John P. Kamman

YEAR		GP-GS	MIN	AVG	FG-A	PCT	3PT-A	PCT	FT-A	PCT	REB	AVG	PF-FO	A	TO	BLK	ST	PTS	AVG
Center • 6-10 • 228 • Brownstown, Ind. • (Brownstown)																			
1958-59	6-	--	--	--	2-4	.500	--	--	0-1	.000	8	1.3	4-	--	--	--	--	4	0.7
1959-60	15-	--	--	--	9-16	.563	--	--	1-4	.250	33	2.2	16-	--	--	--	--	19	1.2
1960-61	10-	--	--	--	2-7	.286	--	--	1-2	.500	11	1.1	5-	--	--	--	--	5	0.5
Totals	31-	--	--	--	13-27	.481	--	--	2-7	.286	52	1.7	25-	--	--	--	--	28	0.9

## Ivan Kartelo

YEAR	GP-GS	MIN	AVG	FG-A	PCT	3PT-A	PCT	FT-A	PCT	REB	AVG	PF-FO	A	TO	BLK	ST	PTS	AVG
2002-03	27-20	366	13.6	28-42	.667	0-0	.000	26-49	.531	74	2.7	56-0	16	44	7	15	82	3.0
2003-04	30-23	618	20.6	64-115	.557	0-0	.000	42-66	.636	181	6.0	84-4	30	46	25	23	170	5.7
Totals	57-43	984	17.3	92-157	.586	0-0	.000	68-115	.591	255	4.5	140-4	46	90	32	38	252	4.4

## Frank E. Kaufman

YEAR		GP-GS	MIN	AVG	FG-A	PCT	3PT-A	PCT	FT-A	PCT	REB	AVG	PF-FO	A	TO	BLK	ST	PTS	AVG
Center • 6-8 • 200 • Baden, Pa. • (Ambridge)																			
1968-69	24-	--	--	--	24-41	.505	--	--	19-30	.633	49	2.0	53-1	--	--	--	--	67	2.8
1969-70	14-	--	--	--	13-25	.520	--	--	12-15	.800	26	1.9	22-1	--	--	--	--	38	2.7
1970-71	1-	2	2.0	1-1	1.000	--	--	--	1-1	1.000	1	1.0	3-0	0	--	--	--	3	3.0
Totals	39-	--	--	--	38-67	.567	--	--	32-46	.696	76	1.9	78-2	--	--	--	--	108	2.8

## Charles W. Kehrt

YEAR		GP-GS	MIN	AVG	FG-A	PCT	3PT-A	PCT	FT-A	PCT	REB	AVG	PF-FO	A	TO	BLK	ST	PTS	AVG
Guard • 6-0 • 170 • Terre Haute, Ind. • (Garfield)																			
1956-57	21-	--	--	--	62-191	.325	--	--	20-29	.690	42	2.0	27-	--	--	--	--	144	6.9
1957-58	18-	--	--	--	25-84	.298	--	--	15-20	.750	13	0.7	15-	--	--	--	--	65	3.6
1958-59	14-	--	--	--	10-42	.238	--	--	12-23	.522	27	1.9	18-	--	--	--	--	32	2.3
Totals	53-	--	--	--	97-317	.306	--	--	47-72	.653	82	1.5	60-	--	--	--	--	241	4.5

## Robert S. Kehrt

YEAR		GP-GS	MIN	AVG	FG-A	PCT	3PT-A	PCT	FT-A	PCT	REB	AVG	PF-FO	A	TO	BLK	ST	PTS	AVG
Guard • 6-0 • 167 • Terre Haute, Ind. • (Garfield)																			
1959-60	22-	--	--	--	40-116	.345	--	--	13-16	.813	28	1.3	22-	--	--	--	--	93	4.2
Totals	22-	--	--	--	40-116	.345	--	--	13-16	.813	28	1.3	22-	--	--	--	--	93	4.2

## H.H. Kellar

YEAR		GP-GS	MIN	AVG	FG-A	PCT	3PT-A	PCT	FT-A	PCT	REB	AVG	PF-FO	A	TO	BLK	ST	PTS	AVG
Forward • 5-10 • 170 • Chicago, Ill.																			
1929-30	9-	--	--	--	17-	--	--	--	5-14	.357	--	--	11-	--	--	--	--	38	4.2
1930-31	17-	--	--	--	37-	--	--	--	25-46	.543	--	--	31-	--	--	--	--	99	5.8
1931-32	18-	--	--	--	51-	--	--	--	22-42	.524	--	--	40-	--	--	--	--	124	6.9
1932-33	9-	--	--	--	27-	--	--	--	10-16	.625	--	--	13-	--	--	--	--	64	7.1
Totals	53-	--	--	--	132-	--	--	--	62-118	.625	--	--	95-	--	--	--	--	325	6.1

## William C. Keller

YEAR		GP-GS	MIN	AVG	FG-A	PCT	3PT-A	PCT	FT-A	PCT	REB	AVG	PF-FO	A	TO	BLK	ST	PTS	AVG
Guard • 5-10 • 185 • Indianapolis, Ind. • (Washington)																			
1966-67	24-	--	--	--	113-250	.452	--	--	88-104	.846	78	3.2	39-0	--	--	--	--	314	13.1
1967-68	24-	--	--	--	149-296	.504	--	--	86-103	.835	109	4.5	58-2	--	--	--	--	384	16.0
1968-69	27-	--	--	--	135-290	.465	--	--	88-98	.898	123	4.5	58-2	--	--	--	--	358	13.2
Totals	75-	--	--	--	397-836	.475	--	--	262-305	.859	310	4.1	155-4	--	--	--	--	1056	14.1

## Harry G. Kemmer

# All-Time Player Statistics



Doug Lee																			
YEAR	GP-GS	MIN	AVG	FG-A	PCT	3PT-A	PCT	FT-A	PCT	REB	AVG	PF-FO	A	TO	BLK	ST	PTS	AVG	
1985-86	32-30	975	30.5	129-256	.504	--	--	41-60	.683	170	5.3	92-3	109	63	3	40	299	9.3	
1986-87	30-30	917	30.6	113-236	.479	36-94	.383	50-69	.725	141	4.7	80-2	111	58	1	30	312	10.4	
Totals	62-60	1892	30.5	242-492	.492	36-94	.383	91-129	.705	311	5.0	172-5	220	121	4	70	611	9.9	

David Lesmond																			
YEAR	GP-GS	MIN	AVG	FG-A	PCT	3PT-A	PCT	FT-A	PCT	REB	AVG	PF-FO	A	TO	BLK	ST	PTS	AVG	
1994-95	15-0	41	2.7	3-11	.273	1-7	.143	2-4	.500	8	0.5	6-0	1	10	0	0	9	0.6	
1995-96	22-0	106	4.8	14-36	.389	9-21	.429	2-4	.500	19	0.9	10-0	10	8	12	1	2	39	1.8
1996-97	6-0	62	10.3	8-17	.471	6-11	.545	1-2	.500	13	2.2	8-0	3	8	0	0	23	3.8	
Totals	43-0	209	4.9	25-64	.391	16-39	.410	5-10	.500	30	.698	24-0	12	30	1	2	71	1.7	

Maynard Lewis																			
YEAR	GP-GS	MIN	AVG	FG-A	PCT	3PT-A	PCT	FT-A	PCT	REB	AVG	PF-FO	A	TO	BLK	ST	PTS	AVG	
1998-99	29-0	142	4.9	13-34	.382	4-15	.267	6-12	.500	15	0.5	13-0	4	8	0	7	36	1.2	
1999-00	34-2	558	16.4	71-174	.408	25-81	.309	36-53	.679	88	2.6	48-1	41	37	0	16	203	6.0	
2000-01	32-19	711	22.2	102-252	.405	47-118	.398	67-86	.779	113	3.5	49-0	35	38	2	19	318	9.9	
2001-02	30-16	672	22.4	96-215	.447	49-130	.377	43-59	.729	78	2.6	55-0	31	35	0	16	284	9.5	
Totals	125-37	2083	16.7	282-675	.418	125-344	.363	152-210	.724	294	2.4	165-1	111	118	2	58	841	6.7	

R.D. Lewis																			
YEAR	GP-GS	MIN	AVG	FG-A	PCT	3PT-A	PCT	FT-A	PCT	REB	AVG	PF-FO	A	TO	BLK	ST	PTS	AVG	
1944-45	11-	--	--	41-	--	--	--	15-26	.577	--	--	12-	--	--	--	--	97	8.8	
Totals	11-	--	--	41-	--	--	--	15-26	.577	--	--	12-	--	--	--	--	97	8.8	

Troy Lewis																			
YEAR	GP-GS	MIN	AVG	FG-A	PCT	3PT-A	PCT	FT-A	PCT	REB	AVG	PF-FO	A	TO	BLK	ST	PTS	AVG	
1984-85	29-9	642	22.1	125-245	.510	--	--	53-75	.707	55	1.9	29-0	48	23	1	11	303	10.4	
1985-86	32-32	1113	34.8	249-477	.522	--	--	91-111	.820	126	3.9	52-0	80	56	7	24	589	18.4	
1986-87	30-30	1020	34.0	200-429	.466	51-122	.418	105-138	.761	132	4.4	38-0	106	55	3	34	556	18.5	
1987-88	33-32	1084	33.9	209-417	.501	100-216	.463	72-83	.867	152	4.6	48-0	164	70	0	27	590	17.9	
Totals	124-103	3859	31.4	783-1568	.499	151-338	.447	321-407	.789	465	3.8	167-0	398	204	11	96	2038	16.4	

Adam Liddell																			
YEAR	GP-GS	MIN	AVG	FG-A	PCT	3PT-A	PCT	FT-A	PCT	REB	AVG	PF-FO	A	TO	BLK	ST	PTS	AVG	
2004-05	10-0	71	7.1	2-7	.286	0-3	.000	1-2	.500	12	1.2	11-0	3	8	0	3	5	0.5	
Totals	10-0	71	7.1	2-7	.286	0-3	.000	1-2	.500	12	1.2	11-0	3	8	0	3	5	0.5	

Robert Littlejohn																			
YEAR	GP-GS	MIN	AVG	FG-A	PCT	3PT-A	PCT	FT-A	PCT	REB	AVG	PF-FO	A	TO	BLK	ST	PTS	AVG	
1984-85	29-23	609	21.0	47-100	.470	--	--	33-46	.717	101	3.5	53-1	11	35	1	6	127	4.4	
Totals	29-23	609	21.0	47-100	.470	--	--	33-46	.717	101	3.5	53-1	11	35	1	6	127	4.4	

William L. Lodge																			
YEAR	GP-GS	MIN	AVG	FG-A	PCT	3PT-A	PCT	FT-A	PCT	REB	AVG	PF-FO	A	TO	BLK	ST	PTS	AVG	
1946-47	13-	--	--	30-	--	--	--	31-48	.646	--	--	22-	--	--	--	--	91	7.0	
Totals	13-	--	--	30-	--	--	--	31-48	.646	--	--	22-	--	--	--	--	91	7.0	

Steven E. Longfellow																			
YEAR	GP-GS	MIN	AVG	FG-A	PCT	3PT-A	PCT	FT-A	PCT	REB	AVG	PF-FO	A	TO	BLK	ST	PTS	AVG	
1968-69	11-	--	--	2-14	.143	--	--	2-5	.400	5	0.5	5-0	--	--	--	--	6	0.5	
1969-70	18-	--	--	9-17	.529	--	--	12-14	.857	19	1.1	17-0	--	--	--	--	30	1.7	
1970-71	19-	263	13.8	21-51	.412	--	--	8-13	.615	24	1.3	20-0	32	--	--	--	50	2.7	
Totals	48-	--	--	32-82	.390	--	--	22-32	.688	48	1.0	42-0	--	--	--	--	86	1.8	

Maurice G. Lorenz																			
YEAR	GP-GS	MIN	AVG	FG-A	PCT	3PT-A	PCT	FT-A	PCT	REB	AVG	PF-FO	A	TO	BLK	ST	PTS	AVG	
1953-54	20-	--	--	52-162	.315	--	--	28-47	.398	20	1.0	33-0	--	--	--	--	132	6.6	
1954-55	13-	--	--	29-52	.558	--	--	5-10	.500	11	.846	16-	--	--	--	--	63	4.8	
1955-56	22-	--	--	50-146	.342	--	--	32-51	.640	28	1.3	52-	--	--	--	--	132	6.0	
Totals	55-	--	--	131-360	.364	--	--	65-108	.602	60	1.1	101-	--	--	--	--	327	5.9	

Kenneth Lowe																			
YEAR	GP-GS	MIN	AVG	FG-A	PCT	3PT-A	PCT	FT-A	PCT	REB	AVG	PF-FO	A	TO	BLK	ST	PTS	AVG	
1999-00	21-0	114	5.4	8-21	.381	3-8	.375	16-23	.696	9	0.4	8-0	10	7	0	4	35	1.7	
2000-01	32-31	849	26.5	102-213	.479	22-54	.407	135-156	.865	94	2.9	99-4	59	51	5	33	361	11.3	
2001-02	Redshirt																		
2002-03	27-26	732	27.1	81-180	.450	24-58	.414	126-142	.887	65	2.4	74-4	54	39	1	31	312	11.6	
2003-04	28-28	885	31.6	108-261	.414	39-101	.386	116-134	.866	89	3.2	79-2	62	69	2	20	371	13.3	
Totals	108-85	2580	23.9	299-675	.443	88-221	.398	393-455	.864	257	2.4	260-108	166	88	88	1079	10.0		

Emmett P. Lowery Jr.																			
YEAR	GP-GS	MIN	AVG	FG-A	PCT	3PT-A	PCT	FT-A	PCT	REB	AVG	PF-FO	A	TO	BLK	ST	PTS	AVG	
1931-32	4-	--	--	0-	--	--	--	0-2	.000	--	--	1-	--	--	--	--	0	0.0	
1932-33	6-	--	--	4-	--	--	--	2-2	1.000	--	--	5-	--	--	--	--	10	1.7	
1933-34	19-	--	--	60-	--	--	--	17-39	.436	--	--	29-	--	--	--	--	137	7.2	
Totals	29-	--	--	64-	--	--	--	19-43	.442	--	--	35-	--	--	--	--	147	5.1	

David L. Luke																			
YEAR	GP-GS	MIN	AVG	FG-A	PCT	3PT-A	PCT	FT-A	PCT	REB	AVG	PF-FO	A	TO	BLK	ST	PTS	AVG	
1971-72	22-	419	19.0	42-111	.378	--	--	24-35	.686	37	1.7	34-0	29	--	--	--	108	4.9	
1972-73	17-1	233	13.7	33-79	.418	--	--	8-10	.800	29	1.7	32-1	33	--	--	--	74	4.4	
1973-74	29-29	671	23.1	62-171	.362	--	--	11-18	.611	49	1.7	63-2	102	--	--	--	135	4.6	
Totals	68-30	1323	19.5	137-361	.379	--	--	43-63	.683	115	1.7	125-3	164	--	--	--	317	4.7	

Lamar Lundy Jr.										Center • 6-6 • 225 • Richmond, Ind. • (Richmond) AVG									
YEAR	GP-GS	MIN	AVG	FG-A	PCT	3PT-A	PCT	FT-A	PCT	REB	AVG	PF-FO	A	TO	BLK	ST	PTS	AVG	
1954-55	19-	--	--	28-67	.418	--	--	25-50	.500	106	5.6	44-	--	--	--	--	81	4.3	
1955-56	22-	--	--	101-215	.470	--	--	83-144	.576	222	10.1	70-	--	--	--	--	302	13.7	
1956-57	22-	--	--	114-237	.481	--	--	67-140	.479	205	9.3	76-	--	--	--	--	295	13.4	
Totals	63-	--	--	243-519	.468	--	--	175-334	.524	533	8.5	190-	--	--	--	--	678	10.8	



# All-Time Player Statistics

## John T. McGinley

YEAR	GP-GS	MIN	AVG	FG-A	PCT	3PT-A	PCT	FT-A	PCT	REB	AVG	PF-FO	A	TO	BLK	ST	PTS	AVG
1959-60	20	--	--	30-91	.330	--	--	13-17	.765	40	2.0	22	--	--	--	--	73	3.6
1960-61	23	--	--	117-284	.412	--	--	37-62	.597	79	3.4	56	--	--	--	--	271	11.7
1961-62	23	--	--	113-279	.405	--	--	45-69	.652	74	3.2	56	--	--	--	--	271	11.8
Totals	66	--	--	260-654	.398	--	--	95-148	.642	193	2.9	134	--	--	--	--	615	9.3

## Brandon McKnight

YEAR	GP-GS	MIN	AVG	FG-A	PCT	3PT-A	PCT	FT-A	PCT	REB	AVG	PF-FO	A	TO	BLK	ST	PTS	AVG
2001-02	14-1	135	9.6	12-18	.667	0-0	.000	0-2	.000	11	0.8	12-0	10	8	1	4	24	1.7
2002-03	28-27	679	24.3	62-139	.446	1-9	.111	27-35	.771	63	2.3	50-0	69	39	3	20	152	5.4
2003-04	31-31	870	28.1	112-279	.401	15-55	.273	39-65	.696	82	2.6	59-1	87	51	4	25	278	9.0
2004-05	28-28	1048	37.4	121-341	.355	27-102	.265	60-82	.732	95	3.4	45-0	105	63	5	36	329	11.8
Totals	101-87	2732	27.0	307-777	.395	43-166	.259	126-175	.720	251	2.5	166-1	271	161	13	85	783	7.8

## Charles G. McMullen

YEAR	GP-GS	MIN	AVG	FG-A	PCT	3PT-A	PCT	FT-A	PCT	REB	AVG	PF-FO	A	TO	BLK	ST	PTS	AVG
1951-52	12	--	--	10-49	.204	--	--	3-5	.600	--	--	13	--	--	--	--	23	1.9
1952-53	7	--	--	5-16	.313	--	--	3-6	.500	--	--	6	--	--	--	--	13	0.5
Totals	19	--	--	15-65	.231	--	--	6-11	.545	--	--	19	--	--	--	--	36	1.9

## Cornelius McNary

YEAR	GP-GS	MIN	AVG	FG-A	PCT	3PT-A	PCT	FT-A	PCT	REB	AVG	PF-FO	A	TO	BLK	ST	PTS	AVG
1990-91	28-15	347	12.4	35-88	.398	0-0	.000	37-52	.712	57	2.0	63-1	6	33	11	16	107	3.8
1991-92	30-6	341	11.4	27-55	.491	0-0	.000	17-24	.708	67	2.2	49-1	6	28	13	14	71	2.4
1992-93	27-4	218	8.1	13-26	.500	0-0	.000	17-25	.680	37	1.4	31-0	3	15	13	6	43	1.6
1993-94	18-0	59	3.3	5-9	.556	0-0	.000	10-16	.625	12	0.7	11-0	2	3	3	4	20	1.1
Totals	103-25	965	9.4	80-178	.449	0-0	.000	81-117	.692	173	1.7	154-2	17	79	40	40	241	2.3

## Carl E. McNulty

YEAR	GP-GS	MIN	AVG	FG-A	PCT	3PT-A	PCT	FT-A	PCT	REB	AVG	PF-FO	A	TO	BLK	ST	PTS	AVG
1949-50	11	--	--	16-56	.286	--	--	5	--	--	--	--	--	--	--	--	37	3.4
1950-51	22	--	--	146-406	.360	--	--	79-133	.592	--	--	88	--	--	--	--	376	17.1
1951-52	22	--	--	155-449	.345	--	--	89-131	.679	--	--	78	--	--	--	--	399	18.1
Totals	55	--	--	317-911	.348	--	--	--	--	--	--	--	--	--	--	--	812	14.8

## Gary McQuay

YEAR	GP-GS	MIN	AVG	FG-A	PCT	3PT-A	PCT	FT-A	PCT	REB	AVG	PF-FO	A	TO	BLK	ST	PTS	AVG
1996-97	29-0	526	18.1	50-115	.435	4-12	.333	28-45	.622	102	3.5	44-1	13	33	35	8	132	4.6
1997-98	36-7	695	19.3	87-187	.465	4-15	.267	37-68	.544	164	4.6	64-2	35	43	35	18	215	6.0
1998-99	29-0	276	9.5	32-69	.464	1-5	.200	13-22	.591	61	2.1	27-0	15	24	4	1	78	2.7
Totals	94-7	1497	15.9	169-371	.456	9-32	.281	78-135	.578	327	3.5	135-3	63	100	74	27	425	4.5

## Greg McQuay

YEAR	GP-GS	MIN	AVG	FG-A	PCT	3PT-A	PCT	FT-A	PCT	REB	AVG	PF-FO	A	TO	BLK	ST	PTS	AVG
1998-99	33-30	843	25.5	138-243	.568	0-2	.000	71-133	.534	174	5.3	64-1	28	49	28	23	347	10.5
1999-00	34-24	915	26.9	109-207	.527	0-1	.000	63-125	.504	188	5.5	82-0	11	51	41	17	281	8.3
Totals	67-54	1758	26.2	247-450	.549	0-3	.000	134-258	.519	362	5.4	146-1	39	100	69	40	628	9.4

## Darrell McQuitty

YEAR	GP-GS	MIN	AVG	FG-A	PCT	3PT-A	PCT	FT-A	PCT	REB	AVG	PF-FO	A	TO	BLK	ST	PTS	AVG
1959-60	15	--	--	54-157	.344	--	--	24-39	.615	93	6.2	52	--	--	--	--	132	8.8
1960-61	22	--	--	46-149	.309	--	--	12-28	.429	114	5.2	79	--	--	--	--	104	4.7
1961-62	20	--	--	26-63	.413	--	--	8-13	.615	50	2.5	60	--	--	--	--	60	3.0
Totals	57	--	--	126-369	.341	--	--	44-80	.550	257	4.5	191	--	--	--	--	296	5.2

## Charles M. Meade

YEAR	GP-GS	MIN	AVG	FG-A	PCT	3PT-A	PCT	FT-A	PCT	REB	AVG	PF-FO	A	TO	BLK	ST	PTS	AVG
1933-34	9	--	--	4	--	--	--	1-3	.333	--	--	5	--	--	--	--	9	1.0
1934-35	7	--	--	2	--	--	--	4-4	1.000	--	--	5	--	--	--	--	8	1.1
Totals	16	--	--	6	--	--	--	5-7	.714	--	--	10	--	--	--	--	17	1.1

## Allen C. Menke

YEAR	GP-GS	MIN	AVG	FG-A	PCT	3PT-A	PCT	FT-A	PCT	REB	AVG	PF-FO	A	TO	BLK	ST	PTS	AVG
1941-42	21	--	--	54	--	--	--	38-63	.603	--	--	53	--	--	--	--	146	6.9
1942-43	20	--	--	76	--	--	--	36-64	.563	--	--	52	--	--	--	--	188	9.4
Totals	41	--	--	130	--	--	--	74-127	.583	--	--	105	--	--	--	--	334	8.1

## Willie Merriweather

YEAR	GP-GS	MIN	AVG	FG-A	PCT	3PT-A	PCT	FT-A	PCT	REB	AVG	PF-FO	A	TO	BLK	ST	PTS	AVG
1956-57	14	--	--	22-64	.344	--	--	13-19	.684	30	2.1	19	--	--	--	--	57	4.1
1957-58	22	--	--	113-276	.409	--	--	94-122	.770	168	7.6	61	--	--	--	--	320	14.5
1958-59	22	--	--	190-404	.470	--	--	77-103	.748	174	7.9	66	--	--	--	--	457	20.8
Totals	58	--	--	325-744	.437	--	--	184-244	.754	372	6.4	146	--	--	--	--	834	14.4

## Joseph Mihal

YEAR	GP-GS	MIN	AVG	FG-A	PCT	3PT-A	PCT	FT-A	PCT	REB	AVG	PF-FO	A	TO	BLK	ST	PTS	AVG
1936-37	5	--	--	2	--	--	--	0-3	.000	--	--	3	--	--	--	--	4	0.8
Totals	5	--	--	2	--	--	--	0-3	.000	--	--	3	--	--	--	--	4	0.8

## Brad Miller

YEAR	GP-GS	MIN	AVG	FG-A	PCT	3PT-A	PCT	FT-A	PCT	REB	AVG	PF-FO	A	TO	BLK	ST	PTS	AVG
1994-95	32-18	574	17.9	71-122	.582	0-0	.000	66-100	.660	153	4.8	74-2	39	47	34	19	208	6.5
1995-96	32-1	682	21.3	100-193	.518	1-6	.167	107-145	.738	158	4.9	86-2	46	60	27	31	308	9.6
1996-97	30-30	929	31.0	128-239	.536	3-11	.273	171-220	.777	249	8.3	99-6	86	68	46	53	430	14.3
1997-98	34-32	993	29.2	191-302	.632	3-10	.300	199-255	.780	302	8.9	92-3	86	101	56	42	584	17.2
Totals	128-81	3178	24.8	490-856	.572	7-27	.259	543-720	.754	862	6.7	351-1325	276	163	145	1530	12.0	

## John R. Miller

YEAR	GP-GS	MIN	AVG	FG-A	PCT	3PT-A	PCT	FT-A	PCT	REB	AVG	PF-FO	A	TO	BLK	ST	PTS	AVG
1945-46	21	--	--	67	--	--	--	29-47	.617	--	--	47	--	--	--	--	163	7.8
1946-47	17	--	--	34	--	--	--	16-27	.593	--	--	42	--	--	--	--	84	4.9
Totals	38	--	--	101	--	--	--	45-74	.608	--	--	89	--	--	--	--	247	6.5

## Norman Miner

YEAR	GP-GS	MIN	AVG	FG-A	PCT	3PT-A	PCT	FT-A	PCT	REB	AVG	PF-FO	A	TO	BLK	ST	PTS	AVG
1930-31	10	--	--	13	--	--	--	7-18	.389	--	--	5	--	--	--	--	33	3.3
1931-32	4	--	--	0	--	--	--	0-0	.000	--	--	1	--	--	--	--	0	0.0
Totals	14	--	--	13	--	--	--	7-18	.389	--	--	6	--	--	--	--	33	2.4

## Richard A. Mitchell

YEAR	GP-GS	MIN	AVG	FG-A	PCT	3PT-A	PCT	FT-A	PCT	REB	AVG	PF-FO	A	TO	BLK	ST	PTS	AVG
1958-59	11	--	--	10-27	.370	--	--	3-6	.500	8	0.7	5	--	--	--	--	23	2.1
1959-60	23	--	--	73-168	.434	--	--	30-37	.811	60	2.6	62	--	--	--	--	176	7.6
1960-61	22	--	--	33-113	.292	--	--	24-34	.706	42	1.9	36	--	--	--	--	90	4.0
Totals	56	--	--	116-308	.377	--	--	57-77	.740	110	2.0	103	--	--	--	--	289	5.2

## Todd Mitchell

YEAR	GP-GS	MIN	AVG	FG-A	PCT	3PT-A	PCT	FT-A	PCT	REB	AVG	PF-FO	A	TO	BLK	ST	PTS	AVG
1984-85	29-5	531	18.3	70-144	.486	--	--	59-87	.678	125	4.3	68-3	23	36	6	9	199	6.9
1985-86	32-32	1049	12.8	173-307	.564	--	--	169-211	.801	230	7.2	118-7	61	76	16	21	515	16.1
1986-87	30-30	900	30.0	174-323	.539	1-4	.250	118-157	.752	195	6.5	97-4	60	74	14	19	467	15.6
1987-88	33-33	982	29.8	188-345	.545	2-5	.400	140-198	.707	190	5.8	94-4	80	74	13	26	518	15.7
Totals	124-100	3462	27.9	605-1119	.541	3-9	.333	486-653	.744	740	6.0	377-1822	260	49	75	1699	13.7	

# All-Time Player Statistics



Jimmy Oliver																		
YEAR	GP-GS	MIN	AVG	FG-A	PCT	3PT-A	PCT	FT-A	PCT	REB	AVG	PF-FO	A	TO	BLK	ST	PTS	AVG
1988-89	31-15	565	18.2	60-138	.435	26-66	.394	18-31	.581	74	2.4	43-0	73	36	9	11	164	5.3
1989-90	30-0	705	23.5	88-180	.489	20-58	.345	43-67	.642	76	2.5	33-1	59	40	4	16	239	8.0
1990-91	29-29	1026	35.4	189-406	.466	79-184	.429	99-115	.861	133	4.5	45-0	89	72	10	20	556	19.2
Totals	90-44	2296	25.5	337-724	.465	125-308	.406	160-213	.751	283	3.1	121-1	221	148	23	47	959	10.7

Charles S. O'Neil																		
YEAR	GP-GS	MIN	AVG	FG-A	PCT	3PT-A	PCT	FT-A	PCT	REB	AVG	PF-FO	A	TO	BLK	ST	PTS	AVG
1963-64	8-	--	--	4-14	.286	--	--	4-6	.667	17	2.1	7-	--	--	--	--	12	1.5
1964-65	5-	--	--	3-7	.429	--	--	3-4	.750	11	2.2	8-0	--	--	--	--	9	1.8
1965-66	17-	--	--	20-55	.364	--	--	17-24	.708	66	3.8	40-4	--	--	--	--	57	3.4
Totals	30-	--	--	27-76	.355	--	--	24-34	.706	94	3.1	55-4	--	--	--	--	78	2.6

Robert T. Orrill																		
YEAR	GP-GS	MIN	AVG	FG-A	PCT	3PT-A	PCT	FT-A	PCT	REB	AVG	PF-FO	A	TO	BLK	ST	PTS	AVG
1958-59	19-	--	--	30-83	.361	--	--	10-21	.476	18	0.9	20-	--	--	--	--	70	3.7
1959-60	18-	--	--	54-163	.313	--	--	29-40	.725	54	3.0	54-	--	--	--	--	131	7.2
1960-61	22-	--	--	62-141	.440	--	--	32-48	.667	69	3.1	43-	--	--	--	--	156	7.1
Totals	59-	--	--	146-387	.377	--	--	71-109	.651	141	2.4	117-	--	--	--	--	357	6.1

Ken R. Otto																		
YEAR	GP-GS	MIN	AVG	FG-A	PCT	3PT-A	PCT	FT-A	PCT	REB	AVG	PF-FO	A	TO	BLK	ST	PTS	AVG
1970-71	7-	28	4.0	8-11	.727	--	--	4-8	.500	12	1.7	8-0	0	--	--	--	20	2.9
1971-72	16-	196	12.3	14-35	.400	--	--	11-15	.733	37	2.3	24-1	3	--	--	--	39	2.6
1972-73	23-0	251	10.9	24-77	.312	--	--	16-29	.551	70	3.0	24-0	8	--	--	--	64	2.7
Totals	46-	475	10.3	46-123	.374	--	--	31-52	.596	119	2.6	56-1	11	--	--	--	123	2.7

Glen W. Overman																		
YEAR	GP-GS	MIN	AVG	FG-A	PCT	3PT-A	PCT	FT-A	PCT	REB	AVG	PF-FO	A	TO	BLK	ST	PTS	AVG
1928-29	7-	--	--	2-	--	--	--	5-10	.500	--	--	2-	--	--	--	--	9	1.3
1929-30	7-	--	--	1-	--	--	--	2-2	1.000	--	--	4-	--	--	--	--	4	0.6
Totals	14-	--	--	3-	--	--	--	7-12	.583	--	--	6-	--	--	--	--	13	0.9

Matt Painter																		
YEAR	GP-GS	MIN	AVG	FG-A	PCT	3PT-A	PCT	FT-A	PCT	REB	AVG	PF-FO	A	TO	BLK	ST	PTS	AVG
1989-90	19-0	83	4.4	4-15	.267	2-6	.333	6-15	.400	8	0.4	5-0	12	5	1	2	16	0.8
1990-91	29-15	589	20.3	41-97	.423	15-42	.357	26-41	.634	54	1.9	47-1	86	37	0	7	123	4.2
1991-92	33-7	453	13.7	32-82	.390	8-28	.286	38-53	.717	47	1.4	48-2	51	37	1	16	110	3.3
1992-93	28-28	848	30.3	85-173	.491	29-75	.387	42-62	.677	75	2.7	44-1	127	53	2	22	241	8.6
Totals	109-50	1973	18.1	162-367	.441	54-151	.358	112-171	.655	184	1.7	144-4	276	132	4	47	490	4.5

Dan Palombizio																		
YEAR	GP-GS	MIN	AVG	FG-A	PCT	3PT-A	PCT	FT-A	PCT	REB	AVG	PF-FO	A	TO	BLK	ST	PTS	AVG
1981-82	30-4	417	13.9	27-66	.409	--	--	25-39	.641	78	2.6	48-1	18	--	0	3	79	2.6
1982-83	29-25	778	26.8	81-182	.445	--	--	29-43	.674	101	3.5	56-0	34	--	2	8	195	6.7
Totals	59-29	1195	20.3	108-248	.435	--	--	54-82	.658	179	3.0	104-1	52	--	2	11	274	4.6

Eugene E. Parker																		
YEAR	GP-GS	MIN	AVG	FG-A	PCT	3PT-A	PCT	FT-A	PCT	REB	AVG	PF-FO	A	TO	BLK	ST	PTS	AVG
1974-75	28-18	752	26.9	108-241	.450	--	--	30-47	.638	69	2.5	47-0	100	--	--	--	246	8.8
1975-76	27-27	876	32.4	182-358	.508	--	--	57-70	.814	82	3.0	50-1	104	--	--	--	421	15.6
1976-77	28-28	935	33.4	168-339	.496	--	--	56-74	.757	61	2.2	57-0	108	--	1	19	392	14.0
1977-78	27-27	977	36.2	161-330	.488	--	--	49-62	.790	94	3.5	53-1	112	--	1	22	371	13.7
Totals	110-100	3540	32.2	619-1268	.488	--	--	192-253	.759	306	2.8	207	424	--	--	--	1430	13.0

Austin Parkinson																		
YEAR	GP-GS	MIN	AVG	FG-A	PCT	3PT-A	PCT	FT-A	PCT	REB	AVG	PF-FO	A	TO	BLK	ST	PTS	AVG
2000-01	32-0	354	11.1	14-35	.400	3-16	.188	14-23	.609	34	1.1	30-0	73	31	1	28	45	1.4
2001-02	29-21	621	21.4	26-68	.382	8-33	.242	30-39	.669	68	2.3	37-0	140	55	4	29	90	3.1
2002-03	28-0	277	9.9	6-19	.316	1-3	.333	11-18	.611	30	1.1	26-0	54	14	0	9	24	0.9
2003-04	31-7	577	18.6	22-62	.355	3-17	.176	52-63	.825	71	2.3	37-0	119	43	2	25	99	3.2
Totals	120-24	1829	15.2	68-184	.370	15-69	.217	107-143	.748	203	1.7	130-0	386	143	7	91	258	2.2

Bruce Parkinson																		
YEAR	GP-GS	MIN	AVG	FG-A	PCT	3PT-A	PCT	FT-A	PCT	REB	AVG	PF-FO	A	TO	BLK	ST	PTS	AVG
1972-73	24-24	836	34.8	97-235	.412	--	--	38-56	.679	118	4.9	65-1	147	--	--	--	232	9.7
1973-74	30-30	1066	35.5	141-301	.462	--	--	77-114	.675	124	4.1	88-2	183	--	--	--	359	11.9
1974-75	28-28	985	35.2	140-344	.409	--	--	82-110	.745	132	4.7	78-1	207	--	--	--	362	12.5
1975-76	2-2	64	32.0	10-27	.370	--	--	8-12	.667	7	3.5	5-0	10	--	--	--	28	14.0
1976-77	28-28	894	31.9	94-233	.403	--	--	55-71	.775	95	3.4	61-0	143	--	8	65	243	8.7
Totals	112-112	3845	34.3	482-1140	.423	--	--	260-363	.716	476	4.3	297-4	690	--	--	--	1224	10.9

Ralph W. Parmenter																		
YEAR	GP-GS	MIN	AVG	FG-A	PCT	3PT-A	PCT	FT-A	PCT	REB	AVG	PF-FO	A	TO	BLK	ST	PTS	AVG
1930-31	16-	--	--	10-	--	--	--	8-16	.500	--	--	17-	--	--	--	--	28	1.8
1931-32	18-	--	--	30-	--	--	--	9-17	.529	--	--	27-	--	--	--	--	69	3.8
1932-33	17-	--	--	29-	--	--	--	9-17	.529	--	--	28-	--	--	--	--	67	3.9
Totals	51-	--	--	69-	--	--	--	26-50	.520	--	--	72-	--	--	--	--	164	3.2

Tony Patterson																		
YEAR	GP-GS	MIN	AVG	FG-A	PCT	3PT-A	PCT	FT-A	PCT	REB	AVG	PF-FO	A	TO	BLK	ST	PTS	AVG
1986-87	3-0	7	2.3	1-3	.333	0-0	.000	3-4	.750	0	0.0	0-0	1	0	0	0	5	1.7
Totals	3-0	7	2.3	1-3	.333	0-0	.000	3-4	.750	0	0.0	0-0	1	0	0	0	5	1.7

Paul J. Pauline																		
YEAR	GP-GS	MIN	AVG	FG-A	PCT	3PT-A	PCT	FT-A	PCT	REB	AVG	PF-FO	A	TO	BLK	ST	PTS	AVG
1940-41	3-	--	--	0-	--	--	--	0-0	.000	--	--	0-	--	--	--	--	0	0.0
Totals	3-	--	--	0-	--	--	--	0-0	.000	--	--	0-	--	--	--	--	0	0.0

Craig D. Perry															Guard • 6-2 • 195 • San Francisco, Calif. • (Woodrow Wilson)									
Year	GP-GS	MIN	AVG	FG-A	PCT	3PT-A	PCT	FT-A	PCT	REB	AVG	PF-FO	A	TO	BLK	ST	PTS	AVG						
1982-83	12-0	31	2.6	5-12	.417	--	--	7-9	.778	6	0.5	3-0	1	--	1	1	17	1.4						
1983-84	7-0	37	5.3	6-10	.600	--	--	3-8	.375	4	0.6	1-0	3	0	1	1	15	2.1						
Totals	19	68	3.6	11-22	.500	--	--	10-17	.588	10	0.5	4-0	4	3	1	2	32	1.7						



# All-Time Player Statistics

Craig Riley																			
YEAR	GP-GS	MIN	AVG	FG-A	PCT	3PT-A	PCT	FT-A	PCT	REB	AVG	PF-FO	A	TO	BLK	ST	PTS	AVG	
1988-89	18-0	88	4.9	12-22	.545	0-0	.000	6-11	.545	30	1.7	8-0	1	6	1	1	30	1.7	
1989-90	23-0	116	5.0	13-23	.565	0-1	.000	0-4	.000	19	0.8	28-0	6	5	1	2	26	1.1	
1990-91	29-12	531	18.3	73-141	.518	0-2	.000	40-59	.678	87	3.0	59-0	16	30	15	15	186	6.4	
1991-92	33-27	878	26.6	139-269	.517	1-3	.333	85-126	.675	131	4.0	109-3	16	63	9	20	364	11.0	
Totals	103-39	1613	16.7	237-455	.521	1-6	.167	131-200	.655	267	2.6	204-3	39	104	26	38	606	5.9	

Robert G. Riley																			
YEAR	GP-GS	MIN	AVG	FG-A	PCT	3PT-A	PCT	FT-A	PCT	REB	AVG	PF-FO	A	TO	BLK	ST	PTS	AVG	
1941-42	18-	--	--	22-	--	--	--	30-46	.652	--	--	15-	--	--	--	--	74	4.1	
Totals	18-	--	--	22-	--	--	--	30-46	.652	--	--	15-	--	--	--	--	74	4.1	

Rick Risinger																			
YEAR	GP-GS	MIN	AVG	FG-A	PCT	3PT-A	PCT	FT-A	PCT	REB	AVG	PF-FO	A	TO	BLK	ST	PTS	AVG	
1971-72	7-	16	2.3	1-7	.143	--	--	3-5	.600	3	0.4	3-0	2	--	--	--	5	0.7	
1972-73	18-2	212	11.8	36-75	.480	--	--	12-17	.706	21	1.1	16-0	23	--	--	--	84	4.7	
Totals	25-2	228	9.12	37-82	.451	--	--	15-22	.681	24	1.0	19-0	25	--	--	--	89	3.6	

Julius F. Ritter																			
YEAR	GP-GS	MIN	AVG	FG-A	PCT	3PT-A	PCT	FT-A	PCT	REB	AVG	PF-FO	A	TO	BLK	ST	PTS	AVG	
1945-46	18-	--	--	13-	--	--	--	11-27	.407	--	--	21-	--	--	--	--	37	2.1	
1946-47	10-	--	--	1-	--	--	--	9-12	.750	--	--	8-	--	--	--	--	17	1.7	
1947-48	2-	--	--	0-2	.000	--	--	0-0	.000	--	--	1-	--	--	--	--	0	0.0	
Totals	30-	--	--	14-	--	--	--	20-39	.513	--	--	30-	--	--	--	--	54	1.8	

Porter Roberts																			
YEAR	GP-GS	MIN	AVG	FG-A	PCT	3PT-A	PCT	FT-A	PCT	REB	AVG	PF-FO	A	TO	BLK	ST	PTS	AVG	
1992-93	28-4	415	14.8	32-89	.360	16-41	.390	21-34	.618	57	2.0	54-1	45	44	0	9	101	3.6	
1993-94	34-29	824	24.2	66-158	.418	9-32	.281	38-58	.655	108	3.2	73-0	138	49	1	28	179	5.3	
1994-95	32-31	869	27.2	54-131	.412	8-37	.216	42-67	.627	127	4.0	57-0	123	62	5	22	158	4.9	
1995-96	32-32	1025	32.0	69-210	.329	19-69	.275	96-138	.696	146	4.6	46-2	158	85	4	34	253	7.9	
Totals	126-96	3133	24.9	221-588	.376	52-179	.291	197-297	.663	438	3.5	256-1	464	240	10	93	691	5.5	

Glenn Robinson																			
YEAR	GP-GS	MIN	AVG	FG-A	PCT	3PT-A	PCT	FT-A	PCT	REB	AVG	PF-FO	A	TO	BLK	ST	PTS	AVG	
1992-93	28-28	1010	36.1	246-519	.474	32-80	.400	152-205	.741	258	9.2	82-3	49	103	34	57	676	24.1	
1993-94	34-34	1166	34.3	368-762	.483	79-208	.380	215-270	.796	344	10.1	88-2	66	139	31	56	1030	30.3	
Totals	62-62	2176	35.1	614-1281	.479	111-288	.385	367-475	.773	602	9.7	170-5	115	242	64	113	1706	27.5	

Herbert Robinson Jr.																			
YEAR	GP-GS	MIN	AVG	FG-A	PCT	3PT-A	PCT	FT-A	PCT	REB	AVG	PF-FO	A	TO	BLK	ST	PTS	AVG	
1982-83	13-0	74	5.7	9-24	.375	--	--	8-14	.571	18	1.4	12-0	3	--	0	3	27	2.1	
1983-84	19-0	133	7.0	16-33	.485	--	--	15-22	.682	25	1.3	13-0	9	12	3	4	47	2.5	
1984-85	29-0	321	11.1	29-63	.460	--	--	13-26	.500	51	1.8	31-1	26	14	3	9	71	2.4	
1985-86	32-3	355	11.1	44-88	.500	--	--	22-35	.629	72	2.3	44-1	35	36	5	11	110	3.4	
Totals	93-3	883	9.5	98-208	.471	--	--	58-97	.598	166	1.8	100-2	73	62	11	27	255	2.7	

Mike Robinson																			
YEAR	GP-GS	MIN	AVG	FG-A	PCT	3PT-A	PCT	FT-A	PCT	REB	AVG	PF-FO	A	TO	BLK	ST	PTS	AVG	
1996-97	29-20	838	28.9	113-293	.386	14-77	.182	40-59	.678	137	4.7	52-0	63	63	9	23	280	9.7	
1997-98	32-12	867	24.1	161-315	.511	9-42	.214	76-99	.768	190	5.3	62-0	60	58	16	22	407	11.3	
1998-99	33-14	687	20.8	83-186	.446	4-20	.200	64-93	.688	119	3.6	54-1	47	52	17	13	234	7.1	
1999-00	34-33	1067	31.4	145-281	.516	0-1	.000	111-171	.649	212	6.2	62-0	74	60	8	36	401	11.8	
Totals	132-79	3459	26.2	502-1075	.467	27-140	.193	291-422	.690	658	5.0	230-1	244	233	50	94	1322	10.0	

David A. Rodenkirk																			
YEAR	GP-GS	MIN	AVG	FG-A	PCT	3PT-A	PCT	FT-A	PCT	REB	AVG	PF-FO	A	TO	BLK	ST	PTS	AVG	
1952-53	5-	--	--	5-11	.455	--	--	3-7	.429	--	--	9-	--	--	--	--	13	2.6	
1953-54	4-	--	--	5-17	.295	--	--	3-5	.600	9	2.3	6-	--	--	--	--	11	2.8	
Totals	9-	--	--	10-28	.357	--	--	6-12	.500	--	--	15-	--	--	--	--	24	2.7	

James N. Rogers																			
YEAR	GP-GS	MIN	AVG	FG-A	PCT	3PT-A	PCT	FT-A	PCT	REB	AVG	PF-FO	A	TO	BLK	ST	PTS	AVG	
1969-70	14-	--	--	9-24	.375	--	--	6-10	.600	35	2.5	23-0	--	--	--	--	24	1.7	
1970-71	19-	179	9.4	22-41	.537	--	--	13-19	.684	47	2.5	30-1	4	--	--	--	57	3.0	
1971-72	16-	176	11.0	17-42	.405	--	--	24-32	.750	56	3.5	20-0	5	--	--	--	58	3.6	
Totals	49-	--	--	48-107	.449	--	--	43-61	.705	138	2.8	73-1	--	--	--	--	139	2.8	

Bruce T. Rose																			
YEAR	GP-GS	MIN	AVG	FG-A	PCT	3PT-A	PCT	FT-A	PCT	REB	AVG	PF-FO	A	TO	BLK	ST	PTS	AVG	
1971-72	24-	501	20.9	45-109	.413	--	--	20-32	.625	76	3.2	41-1	19	--	--	--	110	4.6	
1972-73	24-	237	9.9	40-76	.526	--	--	10-16	.625	49	2.0	29-0	17	--	--	--	90	3.7	
1973-74	30-3	573	19.1	114-247	.461	--	--	43-54	.796	123	4.1	63-6	35	--	--	--	271	9.0	
Totals	78-3	1311	16.8	199-432	.461	--	--	73-102	.716	248	3.2	133-7	71	--	--	--	471	6.0	

Jim Rowinski																			
YEAR	GP-GS	MIN	AVG	FG-A	PCT	3PT-A	PCT	FT-A	PCT	REB	AVG	PF-FO	A	TO	BLK	ST	PTS	AVG	
1980-81	6-0	11	1.8	4-6	.667	--	--	0-3	.000	9	1.5	2-0	1	--	0	0	8	1.3	
1981-82	5-2	73	14.6	7-16	.438	--	--	3-9	.333	19	3.8	6-0	2	--	0	2	17	3.4	
1982-83	25-5	276	11.0	35-59	.593	--	--	11-31	.355	61	2.4	20-0	7	--	0	6	81	3.2	
1983-84	29-29	1045	36.0	156-312	.500	--	--	124-162	.765	194	6.7	77-0	26	74	1	14	436	15.0	
Totals	65-36	1405	21.6	202-393	.514	--	--	138-205	.673	283	4.4	105-0	36	--	1	22	542	8.3	

Jack C. Runyan																			Forward • 6-3 • 190 • Lawrenceburg, Ind. • (Consolidated)									
YEAR	GP-GS	MIN	AVG	FG-A	PCT	3PT-A	PCT	FT-A	PCT	REB	AVG	PF-FO	A	TO	BLK	ST	PTS	AVG										
1951-52	18	--	--	39-92	.424	--	--	54-105	.514	--	--	59-	--	--	--	--	132	7.3										
1952-53	22	--	--	90-260	.350	--	--	119-255	.466	--	--	72-	--	--	--	--	299	13.6										
1953-54	6	--	--	7-13	.538	--	--	10-16	.625	3	0.5	8-0	--	--	--	--	24	4.0										
Totals	46	--	--	136-365	.373	--	--	183-376	.487	--	--	139-	--	--	--	--	455	9.9										

# All-Time Player Statistics



## John A. Sines

YEAR	GP-GS	MIN	AVG	FG-A	PCT	3PT-A	PCT	FT-A	PCT	REB	AVG	PF-FO	A	TO	BLK	ST	PTS	AVG
1935-36	16	--	--	21-	--	--	--	15-23	.652	--	--	16-	--	--	--	--	57	3.6
1936-37	20	--	--	56-	--	--	--	35-49	.714	--	--	21-	--	--	--	--	147	7.4
1937-38	20	--	--	78-	--	--	--	42-57	.737	--	--	34-	--	--	--	--	200	10.0
Totals	56-	--	--	155-	--	--	--	92-129	.713	--	--	71-	--	--	--	--	404	7.2

## Bill Smalley

Guard • 6-0 • 160 • West Lafayette, Ind. • (West Lafayette)																		
YEAR	GP-GS	MIN	AVG	FG-A	PCT	3PT-A	PCT	FT-A	PCT	REB	AVG	PF-FO	A	TO	BLK	ST	PTS	AVG
1975-76	9-0	30	3.3	4-10	.400	--	--	1-3	.333	3	0.3	2-0	5	--	--	--	9	1.0
1976-77	13-0	26	2.0	2-4	.500	--	--	3-6	.500	4	0.3	2-0	3	--	--	0	7	0.5
Totals	22-0	56	2.5	6-14	.429	--	--	4-9	.444	7	.318	4-0	8	--	--	--	16	0.7

## Robert W. Smith

YEAR	GP-GS	MIN	AVG	FG-A	PCT	3PT-A	PCT	FT-A	PCT	REB	AVG	PF-FO	A	TO	BLK	ST	PTS	AVG
1934-35	5-	--	--	4-	--	--	--	3-6	.500	--	--	4-	--	--	--	--	11	2.2
1935-36	11-	--	--	2-	--	--	--	0-0	.000	--	--	6-	--	--	--	--	4	0.4
Totals	16-	--	--	6-	--	--	--	3-6	.500	--	--	10-	--	--	--	--	15	0.9

## Rodney Smith

Forward • 6-6 • 231 • Indianapolis, Ind. • (Pike)																		
YEAR	GP-GS	MIN	AVG	FG-A	PCT	3PT-A	PCT	FT-A	PCT	REB	AVG	PF-FO	A	TO	BLK	ST	PTS	AVG
1998-99	23-0	103	4.5	9-34	.265	0-5	.000	7-11	.636	18	0.8	12-0	4	14	0	1	25	1.1
1999-00	34-13	581	17.1	59-130	.454	18-42	.429	37-52	.712	110	3.2	69-0	30	51	8	16	173	5.1
2000-01	26-21	692	26.6	143-265	.540	35-79	.443	40-64	.625	124	4.8	69-4	25	54	28	27	361	13.9
2001-02	25-31	847	27.3	94-229	.410	34-90	.378	80-102	.784	147	4.7	85-2	37	56	6	22	302	9.7
Totals	114-59	2223	19.5	305-658	.464	87-216	.403	164-229	.716	399	3.5	235-6	96	175	42	66	861	7.6

## Korey Spates

Guard • 6-0 • 180 • Warrensville, Ohio • (Warrensville Heights)																		
YEAR	GP-GS	MIN	AVG	FG-A	PCT	3PT-A	PCT	FT-A	PCT	REB	AVG	PF-FO	A	TO	BLK	ST	PTS	AVG
2005-06	15-3	381	25.4	53-139	.381	14-38	.368	31-43	.721	38	2.5	23-1	26	50	1	10	151	10.1
Totals	22-0	56	2.5	6-14	.429	--	--	4-9	.444	7	.318	4-0	8	--	--	--	16	0.7

## Tim Spiker

Guard • 6-0 • 181 • Morgantown, W.Va. • (Morgantown)																		
YEAR	GP-GS	MIN	AVG	FG-A	PCT	3PT-A	PCT	FT-A	PCT	REB	AVG	PF-FO	A	TO	BLK	ST	PTS	AVG
1991-92	15-0	20	1.3	2-5	.400	0-2	.000	2-4	.500	1	0.1	0-0	3	4	0	0	6	0.4
1992-93	4-0	7	1.8	0-0	.000	0-0	.000	2-2	1.000	0	0.0	1-0	2	2	0	1	5	0.5
Totals	19-0	27	1.4	2-5	.400	0-2	.000	4-6	.667	1	0.1	1-0	5	6	0	1	11	0.6

## Forrest H. Sprowl

YEAR	GP-GS	MIN	AVG	FG-A	PCT	3PT-A	PCT	FT-A	PCT	REB	AVG	PF-FO	A	TO	BLK	ST	PTS	AVG
1939-40	19-	--	--	62-	--	--	--	22-33	.667	--	--	16-	--	--	--	--	146	7.7
1940-41	17-	--	--	76-	--	--	--	33-43	.767	--	--	22-	--	--	--	--	185	10.9
1941-42	21-	--	--	114-	--	--	--	31-46	.674	--	--	27-	--	--	--	--	259	12.3
Totals	57-	--	--	252-	--	--	--	86-122	.705	--	--	65-	--	--	--	--	590	10.4

## David Stack

Forward • 6-6 • 205 • Palos Park, Ill. • (St. Lawrence)																		
YEAR	GP-GS	MIN	AVG	FG-A	PCT	3PT-A	PCT	FT-A	PCT	REB	AVG	PF-FO	A	TO	BLK	ST	PTS	AVG
1984-85	12-0	28	2.3	3-8	.375	--	--	2-6	.333	4	0.3	1-0	0	3	0	0	8	0.7
1985-86	15-0	43	2.9	6-13	.462	--	--	0-2	.000	7	0.5	5-0	2	3	0	2	12	0.8
1986-87	12-0	69	5.8	12-25	.480	2-5	.400	3-9	.333	7	0.6	10-0	6	8	0	0	29	2.4
Totals	39-0	140	3.6	31-46	.674	2-5	.400	5-17	.294	18	.461	16-0	8	14	0	2	49	1.3

## Kevin Stallings

Guard • 6-5 • 190 • Collinsville, Ill. • (Collinsville)																		
YEAR	GP-GS	MIN	AVG	FG-A	PCT	3PT-A	PCT	FT-A	PCT	REB	AVG	PF-FO	A	TO	BLK	ST	PTS	AVG
1979-80	33-0	330	10.0	30-63	.476	--	--	11-20	.550	21	0.6	39-0	43	--	2	23	71	2.2
1980-81	32-1	336	10.5	39-101	.386	--	--	45-54	.833	22	0.7	31-0	61	--	2	16	123	3.8
1981-82	32-17	611	19.1	51-120	.425	--	--	37-54	.685	68	2.1	86-6	85	--	2	49	139	4.3
Totals	97-18	1277	13.2	120-284	.423	--	--	93-128	.727	111	1.1	156-6	189	--	6	88	333	3.4

## Martin L. Stamm

YEAR	GP-GS	MIN	AVG	FG-A	PCT	3PT-A	PCT	FT-A	PCT	REB	AVG	PF-FO	A	TO	BLK	ST	PTS	AVG
1938-39	2-	--	--	0-	--	--	--	0-0	.000	--	--	1-	--	--	--	--	0	0.0
Totals	2-	--	--	0-	--	--	--	0-0	.000	--	--	1-	--	--	--	--	0	0.0

## Ian Stanback

Forward • 6-7 • 215 • East St. Louis, Ill. • (Senior)																		
YEAR	GP-GS	MIN	AVG	FG-A	PCT	3PT-A	PCT	FT-A	PCT	REB	AVG	PF-FO	A	TO	BLK	ST	PTS	AVG
1990-91	29-3	559	19.3	73-109	.670	1-1	1.000	22-49	.449	112	3.9	52-0	12	41	4	7	169	5.8
1991-92	33-30	989	30.0	105-186	.565	0-0	.000	68-103	.660	192	5.8	100-3	27	58	10	10	278	8.4
1992-93	28-26	763	27.3	70-126	.556	0-0	.000	49-73	.671	130	4.6	75-1	23	34	4	18	189	6.8
1993-94	34-2	695	20.4	61-129	.473	1-2	.500	22-38	.579	149	4.4	84-1	30	25	9	24	145	4.3
Totals	124-61	3006	24.2	309-550	.562	2-3	.667	161-263	.612	583	4.7	311-5	92	158	27	59	781	6.3

## George W. Stauffer

Guard • 6-6 • 224 • Monroeville, Pa. • (Monroeville)																		
YEAR	GP-GS	MIN	AVG	FG-A	PCT	3PT-A	PCT	FT-A	PCT	REB	AVG	PF-FO	A	TO	BLK	ST	PTS	AVG
1959-60	2-	--	--	4-	--	--	--	0-0	.000	3	1.5	0-	--	--	--	--	0	0.0
Totals	2-	--	--	4-	--	--	--	0-0	.000	3	1.5	0-	--	--	--	--	0	0.0

## Mike Steele

Forward • 6-4 • 160 • Robinson, Ill. • (Robinson)																		
YEAR	GP-GS	MIN	AVG	FG-A	PCT	3PT-A	PCT	FT-A	PCT	REB	AVG	PF-FO	A	TO	BLK	ST	PTS	AVG
1973-74	22-0	358	16.3	28-58	.482	--	--	30-40	.750	40	1.8	29-0	57	--	--	--	86	3.9
1974-75	19-10	236	12.4	21-51	.412	--	--	1-6	.168	33	1.8	17-0	43	--	--	--	43	2.3
1975-76	24-0	247	10.3	26-59	.441	--	--	18-22	.818	23	1.0	27-0	45	--	--	--	70	2.9
Totals	65-10	841	12.9	75-168	.446	--	--	49-68	.721	96	1.5	73-0	145	--	--	--	199	3.1

## Cameron Stephens

Forward • 6-8 • 220 • Fort Wayne, Ind. • (Ft. Wayne)																		
YEAR	GP-GS	MIN	AVG	FG-A	PCT	3PT-A	PCT	FT-A	PCT	REB	AVG	PF-FO	A	TO	BLK	ST	PTS	AVG
1998-99	34-1	524	15.4	44-91	.484	0-0	.000	25-51	.490	115	3.4	40-1	38	25	8	18	113	3.3
Totals	34-1	524	15.4	44-91	.484	0-0	.000	25-51	.490	115	3.4	40-1	38	25	8	18	113	3.3

## Everette Stephens

YEAR	GP-GS	MIN	AVG	FG-A	PCT	3PT-A	PCT	FT-A	PCT	REB	AVG	PF-FO	A	TO	BLK	ST	PTS	AVG
1984-85	25-1	166	6.6	25-63	.397	--	--	7-17	.412	17	0.7	22-0	24	23	5	10	57	2.3
1985-86	31-0	574	18.5	77-159	.484	--	--	50-68	.735	46	1.5	69-87	67	34	35	204	6.6	6.6
1986-87	30-30	909	30.3	130-244	.533	41-90	.456	60-83	.723	79	2.6	73-5	190	90	31	50	361	12.0
1987-88	33-32	1040	31.5	146-292	.500	47-107	.439	83-109	.761	98	3.0	73-1	180	101	24	57	422	12.8
<b>Totals</b>	<b>119-63</b>	<b>2689</b>	<b>22.6</b>	<b>378-752</b>	<b>.499</b>	<b>88-197</b>	<b>.447</b>	<b>200-277</b>	<b>.722</b>	<b>240</b>	<b>2.0</b>	<b>237-9</b>	<b>481</b>	<b>281</b>	<b>94</b>	<b>152</b>	<b>1044</b>	<b>8.8</b>



# All-Time Player Statistics

## Richard R. Thompson

Forward • 6-5 • 186 • Danville, Ind. • (Danville)													
YEAR	GP-GS	MIN	AVG	FG-A	PCT	3PT-A	PCT	FT-A	PCT	REB	AVG	PF-FO	A TO BLK ST PTS AVG
1961-62	5-	--	--	4-7	.571	--	--	5-7	.714	11	2.2	2-	-- -- -- 13 2.6
1962-63	19-	--	--	19-48	.396	--	--	15-24	.625	37	1.9	17-	-- -- -- 49 2.6
Totals	24-	--	--	23-56	.411	--	--	20-31	.645	48	2.0	19-	-- -- -- 62 2.6

## Danny E. Thornburg

Guard • 6-1 • 170 • Muncie, Ind. • (Central)													
YEAR	GP-GS	MIN	AVG	FG-A	PCT	3PT-A	PCT	FT-A	PCT	REB	AVG	PF-FO	A TO BLK ST PTS AVG
1953-54	19-	--	--	22-87	.258	--	--	26-44	.591	47	2.5	18-	-- -- -- 70 3.7
1954-55	22-	--	--	79-191	.414	--	--	56-92	.609	148	6.6	31-	-- -- -- 214 9.8
1955-56	22-	--	--	119-294	.405	--	--	64-115	.557	166	7.6	28-	-- -- -- 302 13.8
Totals	63-	--	--	220-672	.327	--	--	146-251	.581	361	5.8	77-	-- -- -- 586 9.3

## John J. Tierney

Guard • 6-3 • 170 • Evansville, Ind. • (Bosse)													
YEAR	GP-GS	MIN	AVG	FG-A	PCT	3PT-A	PCT	FT-A	PCT	REB	AVG	PF-FO	A TO BLK ST PTS AVG
1938-39	10-	--	--	19-	--	--	--	15-	--	--	--	15-	-- -- -- 47 4.7
1939-40	7-	--	--	5-	--	--	--	1-3	.333	10-	--	10-	-- -- -- 11 1.6
1940-41	10-	--	--	8-	--	--	--	6-12	.500	--	--	16-	-- -- -- 22 2.2
Totals	27-	--	--	32-	--	--	--	16-31	.516	--	--	38-	-- -- -- 80 3.0

## John M. Toepppe

Forward • 6-2 • 173 • Frankfort, Ind. • (Frankfort)													
YEAR	GP-GS	MIN	AVG	FG-A	PCT	3PT-A	PCT	FT-A	PCT	REB	AVG	PF-FO	A TO BLK ST PTS AVG
1950-51	15-	--	--	15-50	.260	--	--	22-36	.611	--	--	25-	-- -- -- 48 3.2
1951-52	18-	--	--	35-120	.292	--	--	25-45	.556	--	--	34-	-- -- -- 95 5.3
1952-53	22-	--	--	52-174	.299	--	--	40-72	.556	--	--	55-	-- -- -- 144 6.6
Totals	55-	--	--	102-344	.296	--	--	87-153	.568	--	--	114-	-- -- -- 287 5.3

## Travis L. Trice

Guard • 6-1 • 182 • Princeton, Ind. • (Princeton)													
YEAR	GP-GS	MIN	AVG	FG-A	PCT	3PT-A	PCT	FT-A	PCT	REB	AVG	PF-FO	A TO BLK ST PTS AVG
1990-91	27-7	347	12.9	18-55	.327	4-24	.167	19-26	.731	32	1.2	32-2	70 41 0 13 59 2.2
1991-92	33-21	630	19.1	54-115	.470	9-33	.273	34-43	.791	55	1.7	53-1	110 65 0 11 151 4.6
Totals	60-28	977	16.3	72-170	.423	13-57	.228	53-69	.768	87	1.5	85-3	180 106 0 24 210 3.5

## Douglas G. Trudeau

Forward • 6-7 • 208 • Sheldon, Ill. • (Sheldon)													
YEAR	GP-GS	MIN	AVG	FG-A	PCT	3PT-A	PCT	FT-A	PCT	REB	AVG	PF-FO	A TO BLK ST PTS AVG
1963-64	23-	--	--	64-125	.512	--	--	24-39	.615	123	5.4	37-	-- -- -- 152 6.6
1964-65	19-	--	--	32-83	.385	--	--	20-37	.545	66	3.5	29-	-- -- -- 84 4.4
1965-66	21-	--	--	32-94	.340	--	--	30-48	.625	88	4.2	39-1	-- -- -- 94 4.4
Totals	63-	--	--	128-242	.528	--	--	74-124	.596	277	4.4	105-	-- -- -- 330 5.3

## D.R. Trump

Forward • 6-11 • 205 • Little Rock, Ark. • (Robinson/Millersburgh Military Inst.)													
YEAR	GP-GS	MIN	AVG	FG-A	PCT	3PT-A	PCT	FT-A	PCT	REB	AVG	PF-FO	A TO BLK ST PTS AVG
1944-45	10-	--	--	16-	--	--	--	10-14	.710	--	--	20-	-- -- -- 41 4.1
1945-46	13-	--	--	8-	--	--	--	6-10	.600	--	--	15-	-- -- -- 22 1.7
1946-47	19-	--	--	19-	--	--	--	13-34	.380	--	--	33-	-- -- -- 51 2.7
Totals	42-	--	--	43-	--	--	--	29-58	.500	--	--	68-	-- -- -- 114 2.8

Forward • 6-11 • 205 • Little Rock, Ark. • (Robinson/Millersburgh Military Inst.)													
YEAR	GP-GS	MIN	AVG	FG-A	PCT	3PT-A	PCT	FT-A	PCT	REB	AVG	PF-FO	A TO BLK ST PTS AVG
2006-07	27-0	164	6.1	16-33	.485	0-1	.000	17-26	.654	28	1.0	25-0	3 8 7 2 49 1.8
Totals	27-0	164	6.1	16-33	.485	0-1	.000	17-26	.654	28	1.0	25-0	3 8 7 2 49 1.8

## Dan Vandervieren

Forward • 6-10 • 250 • Eden Prairie, Minn. • (Hopkins)													
YEAR	GP-GS	MIN	AVG	FG-A	PCT	3PT-A	PCT	FT-A	PCT	REB	AVG	PF-FO	A TO BLK ST PTS AVG
2006-07	18-0	115	6.4	13-25	.520	0-0	.000	5-9	.556	25	1.4	25-0	1 12 6 5 31 1.7
Totals	18-0	115	6.4	13-25	.520	0-0	.000	5-9	.556	25	1.4	25-0	1 12 6 5 31 1.7

## John Vernon

Forward • 6-5 • 200 • Lebanon, Ind. • (Lebanon)													
YEAR	GP-GS	MIN	AVG	FG-A	PCT	3PT-A	PCT	FT-A	PCT	REB	AVG	PF-FO	A TO BLK ST PTS AVG
1939-40	10-	--	--	2-	--	--	--	2-5	.400	--	--	1-	-- -- -- 6 0.6
Totals	10-	--	--	2-	--	--	--	2-5	.400	--	--	1-	-- -- -- 6 0.6

## Matt Waddell

Guard • 6-4 • 190 • Tipton, Ind. • (Tipton)													
YEAR	GP-GS	MIN	AVG	FG-A	PCT	3PT-A	PCT	FT-A	PCT	REB	AVG	PF-FO	A TO BLK ST PTS AVG
1991-92	33-16	787	23.8	99-193	.513	12-38	.316	78-94	.830	74	2.2	81-0	111 74 5 22 288 8.7
1992-93	28-20	677	24.2	75-169	.444	19-44	.432	31-39	.795	80	2.9	51-0	72 52 5 28 189 6.8
1993-94	34-34	1008	29.6	137-290	.472	44-105	.419	66-82	.805	134	3.9	66-0	164 60 8 45 384 11.3
1994-95	32-23	821	25.7	96-245	.392	34-84	.405	72-84	.857	72	2.3	47-1	113 42 1 29 298 9.3
Totals	127-93	3293	26.0	407-897	.453	109-271	.402	247-299	.826	360	2.9	245-1	460 228 19 124 1159 9.2

## Brian Walker

Guard • 6-2 • 185 • Lebanon, Ind. • (Lebanon)													
YEAR	GP-GS	MIN	AVG	FG-A	PCT	3PT-A	PCT	FT-A	PCT	REB	AVG	PF-FO	A TO BLK ST PTS AVG
1978-79	35-35	1069	30.6	53-125	.424	--	--	43-59	.729	62	1.8	112-6	198 -- 2 88 149 4.3
1979-80	33-33	982	29.8	43-104	.413	--	--	37-59	.627	83	2.5	91-3	169 -- 7 58 123 3.7
1980-81	32-31	1049	32.8	62-123	.504	--	--	53-70	.757	80	2.5	87-4	205 -- 2 41 177 5.5
Totals	100-99	3100	31.0	158-352	.448	--	--	133-188	.707	225	2.3	290-13	572 -- 11 187 449 4.5

## Steven M. Walker

Forward • 6-5 • 200 • Lebanon, Ind. • (Lebanon)													
YEAR	GP-GS	MIN	AVG	FG-A	PCT	3PT-A	PCT	FT-A	PCT	REB	AVG	PF-FO	A TO BLK ST PTS AVG
1978-79	35-8	572	16.4	42-87	.483	--	--	22-39	.564	104	3.0	54-0	36 -- 0 17 106 3.0
1979-80	33-2	424	12.9	24-48	.500	--	--	20-30	.667	69	2.1	52-0	27 -- 0 11 68 2.1
Totals	68-10	996	14.7	66-135	.488	--	--	42-69	.608	173	2.6	106-0	63 -- 0 28 174 2.6

## Wayne A. Walls

Forward • 6-6 • 190 • Jeffersonville, Ind. • (Jeffersonville)													
YEAR	GP-GS	MIN	AVG	FG-A	PCT	3PT-A	PCT	FT-A	PCT	REB	AVG	PF-FO	A TO BLK ST PTS AVG
1974-75	28-21	613	21.9	121-247	.495	--	--	26-40	.650	142	5.1	97-8	31 -- -- 268 9.6
1975-76	27-26	711	26.4	120-289	.415	--	--	50-76	.658	183	6.8	96-7	37 -- -- 290 10.7
1976-77	28-28	699	25.0	97-236	.411	--	--	43-61	.705	172	6.1	92-5	30 -- 14 22 237 8.5
1977-78	27-27	702	26.0	94-217	.433	--	--	47-69	.681	156	5.8	89-7	38 -- 6 21 235 8.7
Totals	110-102	2725	24.8	432-989	.436	--	--	166-246	.674	653	6.0	374-27	136 -- 20 43 1030 9.4

## Gary Ware

Forward • 6-9 • 245 • Detroit, Mich. • (Finney High School/Dodge City JC)													
YEAR	GP-GS	MIN	AVG	FG-A	PCT	3PT-A	PCT	FT-A	PCT	REB	AVG	PF-FO	A TO BLK ST PTS AVG
2004-05	26-13	448	17.2	82-146	.562	0-0	.000	45-83	.542	83	3.3	67-1	18 36 19 9 191 7.3
Totals	53-22	875	16.5	128-235	.545	0-0	.000	45-83	.542	163	3.1	123-1	29 61 51 19 301 5.7

## Malvin Warrick

Forward • 6-4 • 190 • Kansas City, Mo. • (Lincoln)													
YEAR	GP-GS	MIN	AVG	FG-A	PCT	3PT-A	PCT	FT-A	PCT	REB	AVG	PF-FO	A TO BLK ST PTS AVG
1977-78	23-0	148	6.5	12-44	.273	--	--	18-23	.783	17	0.7	23-0	5 -- 2 5 42 1.8
Totals	23-0	148	6.5	12-44	.273	--	--	18-23	.783	17	0.7	23-0	5 -- 2 5 42 1.8

## Larry A. Weatherford

YEAR	GP-GS	MIN	AVG	FG-A	PCT	3PT-A	PCT	FT-A	PCT	REB	AVG	PF-FO	A	TO	BLK	ST	PTS	AVG
1968-69	28-	--	--	75-171	.439	--	--	26-45	.800	60	2.1	46-1	--	--	--	--	186	6.6
1969-70	23-	--	--	157-394	.398	--	--	76-89	.854	120	5.2	56-1	--	--	--	--	390	17.0
1970-71	25-	918	36.8	212-531	.397	--	--	103-122	.844	80	3.2	47-0	106	--	--	--	527	21.1
Totals	76-	--	--	444-1096	.405	--	--	215-256	.839	260	3.5	149-2	--	--	--	--	1103	14.6

# All-Time Player Statistics



**Kenny Williams** Center • 6-9 • 236 • Mount Prospect, Ill. • (Chicago South Shore)

YEAR	GP-GS	MIN	AVG	FG-A	PCT	3PT-A	PCT	FT-A	PCT	REB	AVG	PF-FO	A	TO	BLK	ST	PTS	AVG
1992-93	27-2	246	9.1	28-49	.571	0-0	.000	10-18	.556	31	1.1	48-0	4	18	3	6	66	2.4
1993-94	16-0	55	3.4	6-14	.429	0-0	.000	1-6	.167	9	0.6	10-0	2	3	1	2	13	0.8
<b>Totals</b>	<b>43-2</b>	<b>301</b>	<b>7.0</b>	<b>34-63</b>	<b>.539</b>	<b>0-0</b>	<b>.000</b>	<b>11-24</b>	<b>.458</b>	<b>40</b>	<b>1.0</b>	<b>58-0</b>	<b>6</b>	<b>21</b>	<b>4</b>	<b>8</b>	<b>79</b>	<b>1.9</b>

**Phillip L. Wills** Forward • 6-6 • 192 • Grass Creek, Ind. • (Grass Creek)

YEAR	GP-GS	MIN	AVG	FG-A	PCT	3PT-A	PCT	FT-A	PCT	REB	AVG	PF-FO	A	TO	BLK	ST	PTS	AVG
1959-60	20-	--	--	33-74	.446	--	--	15-29	.517	55	2.8	25-	--	--	--	--	81	4.0
1960-61	15-	--	--	16-39	.410	--	--	18-32	.563	31	2.1	24-	--	--	--	--	50	3.3
1961-62	14-	--	--	18-46	.391	--	--	17-22	.773	26	1.9	21-	--	--	--	--	53	3.8
<b>Totals</b>	<b>49-</b>	<b>--</b>	<b>--</b>	<b>67-159</b>	<b>.421</b>	<b>--</b>	<b>--</b>	<b>50-83</b>	<b>.602</b>	<b>112</b>	<b>2.3</b>	<b>70-</b>	<b>--</b>	<b>--</b>	<b>--</b>	<b>--</b>	<b>184</b>	<b>3.8</b>

**John R. Wooden** Guard • Martinsville, Ind. • (Martinsville)

YEAR	GP-GS	MIN	AVG	FG-A	PCT	3PT-A	PCT	FT-A	PCT	REB	AVG	PF-FO	A	TO	BLK	ST	PTS	AVG
1929-30	13-	--	--	45-	--	--	--	26-38	.684	--	--	24-	--	--	--	--	116	8.9
1930-31	17-	--	--	53-	--	--	--	34-49	.694	--	--	24-	--	--	--	--	140	8.2
1931-32	18-	--	--	79-	--	--	--	61-86	.709	--	--	30-	--	--	--	--	219	12.2
<b>Totals</b>	<b>48-</b>	<b>--</b>	<b>--</b>	<b>177-</b>	<b>--</b>	<b>--</b>	<b>--</b>	<b>121-173</b>	<b>.699</b>	<b>--</b>	<b>--</b>	<b>78-</b>	<b>--</b>	<b>--</b>	<b>--</b>	<b>--</b>	<b>475</b>	<b>9.9</b>

**Elwood Yeager**

YEAR	GP-GS	MIN	AVG	FG-A	PCT	3PT-A	PCT	FT-A	PCT	REB	AVG	PF-FO	A	TO	BLK	ST	PTS	AVG
1938-39	17-	--	--	7-	--	--	--	16-24	.667	--	--	34-	--	--	--	--	30	1.8
1939-40	20-	--	--	16-	--	--	--	11-22	.500	--	--	51-	--	--	--	--	43	2.2
<b>Totals</b>	<b>37-</b>	<b>--</b>	<b>--</b>	<b>23-</b>	<b>--</b>	<b>--</b>	<b>--</b>	<b>27-46</b>	<b>.587</b>	<b>--</b>	<b>--</b>	<b>85-</b>	<b>--</b>	<b>--</b>	<b>--</b>	<b>--</b>	<b>73</b>	<b>1.9</b>

**Glenn F. Young**

YEAR	GP-GS	MIN	AVG	FG-A	PCT	3PT-A	PCT	FT-A	PCT	REB	AVG	PF-FO	A	TO	BLK	ST	PTS	AVG
1967-68	5-	--	--	2-0	.000	--	--	0-0	.000	0	0.0	0-0	--	--	--	--	0	0.0
<b>Totals</b>	<b>5-</b>	<b>--</b>	<b>--</b>	<b>2-0</b>	<b>.000</b>	<b>--</b>	<b>--</b>	<b>0-0</b>	<b>.000</b>	<b>0</b>	<b>0.0</b>	<b>0-0</b>	<b>--</b>	<b>--</b>	<b>--</b>	<b>--</b>	<b>0</b>	<b>0.0</b>

**Jewell Young** Lafayette, Ind. • (Jefferson)

YEAR	GP-GS	MIN	AVG	FG-A	PCT	3PT-A	PCT	FT-A	PCT	REB	AVG	PF-FO	A	TO	BLK	ST	PTS	AVG
1935-36	20-	--	--	74-	--	--	--	29-43	.674	--	--	46-	--	--	--	--	177	8.9
1936-37	20-	--	--	97-	--	--	--	49-65	.754	--	--	28-	--	--	--	--	241	12.1
1937-38	20-	--	--	117-	--	--	--	55-73	.753	--	--	36-	--	--	--	--	289	14.5
<b>Totals</b>	<b>60-</b>	<b>--</b>	<b>--</b>	<b>288-</b>	<b>--</b>	<b>--</b>	<b>--</b>	<b>133-181</b>	<b>.735</b>	<b>--</b>	<b>--</b>	<b>110-</b>	<b>--</b>	<b>--</b>	<b>--</b>	<b>--</b>	<b>707</b>	<b>11.8</b>

**Harry J. Zink**

YEAR	GP-GS	MIN	AVG	FG-A	PCT	3PT-A	PCT	FT-A	PCT	REB	AVG	PF-FO	A	TO	BLK	ST	PTS	AVG
1936-37	12-	--	--	11-	--	--	--	6-9	.667	--	--	9-	--	--	--	--	28	2.3
1937-38	12-	--	--	10-	--	--	--	2-2	1.000	--	--	5-	--	--	--	--	22	1.8
1938-39	11-	--	--	18-	--	--	--	1-1	1.000	--	--	10-	--	--	--	--	37	3.4
<b>Totals</b>	<b>35-</b>	<b>--</b>	<b>--</b>	<b>39-</b>	<b>--</b>	<b>--</b>	<b>--</b>	<b>9-12</b>	<b>.750</b>	<b>--</b>	<b>--</b>	<b>24-</b>	<b>--</b>	<b>--</b>	<b>--</b>	<b>--</b>	<b>87</b>	<b>2.5</b>