

2008 CATAMOUNT BASEBALL

II-TIME SOUTHERN CONFERENCE REGULAR SEASON CHAMPION ♦ 9-TIME SOUTHERN CONFERENCE TOURNAMENT CHAMPION

II NCAA APPEARANCES: 1985, 1986, 1987, 1988, 1989, 1992, 1993, 1994, 1997, 2003, 2007

GENERAL INFORMATION

School: Western Carolina University
Location: Cullowhee, NC 28723
..... *Pronounced "KULL - uh - whee"*
Founded: 1889
Enrollment: 9,000
Nickname: Catamounts
Colors: Purple and Gold
Facility: Ronnie G. Childress Field at Hennon Stadium

325 (LF) • 375 (LC) • 390 (CF) • 375 (RC) • 325 (RF)
"THE PURPLE MONSTER"
Sec. I: 20' tall & 50' long - Sec. II: 14' tall & 50' long

Capacity: 1,500
Affiliation: NCAA Division I
Conference: Southern
Chancellor: Dr. John W. Bardo (Cincinnati, 1970)
Director of Athletics: Chip Smith (North Carolina, 1978)
Athletic Dept. Phone: (828) 227-7338
Ticket Office Phone: (800) 34-GOWCU
Press Box Phone (828) 227-7020

WCU COACHING STAFF

Head Coach: Bobby Moranda (Eastern Kentucky, 1986)
Record at WCU: First Year
Career Record: First Year
Baseball Office: (828) 227-7338
Best Time to Reach Coach Moranda: Mornings Through SID
Assistant Coaches:
Nick Mingione (Embry-Riddle, 2000) First Year at WCU
Dave Haverstick (Bethel College, 1997) First Year at WCU
Grant Achilles (Wake Forest, 2005) First Year at WCU
Bruce Johnson (Student Assistant) First Year at WCU
Baseball Athletic Trainer: Lynette Mount (Connecticut, 2004)

2007 TEAM INFORMATION

2007 Record: 42-20 (20-7 Home; 19-10 Road; 3-3 Neutral)
2007 SoCon Record: 20-7 (10-2 Home; 10-5 Road)
2007 SoCon Finish: Tied with CofC for 1st; Seeded 2nd in Tourney
2007 Postseason: Lost in Chapel Hill Regional Finals
2007 Final National Ranking: 31st (*USA Today*/ESPN Coaches)
Lettermen Returning/Lost: 17/7
Starting Position Players Returning/Lost: 4/4
Starting Pitchers Returning/Lost: 3/3
Newcomers: 11

CATAMOUNT HISTORY

NCAA Appearances: 11 (13-22 record)
1985, 1986, 1987, 1988, 1989, 1992, 1993, 1994, 1997, 2003, 2007
SoCon Championships: 20
11 Regular Season titles and 9 Tournament titles - most in league history

WCU MEDIA RELATIONS

Asst. AD/Media Relations: Daniel Hooker (Baseball Contact)
Media Relations Baseball Assistant: Matt Harris
Office Phone: (828) 227-2339 Home Phone: (828) 508-2494
Office Fax: (828) 227-7688 Email: dhooker@email.wcu.edu
Press Box: (828) 227-7020
Address: Western Carolina University
Ramsey Center - Athletics
Cullowhee, NC 28723

TABLE OF CONTENTS

INTRODUCTION	1-3
Quick Facts / Table of Contents	1
Media Information	2
2008 WCU Baseball Roster	3
WESTERN CAROLINA COACHING STAFF	4-8
Head Coach Bobby Moranda	4-5
Assistant Coach Nick Mingione	6
Assistant Coach David Haverstick	7
Assistants Grant Achilles & Bruce Johnson / Support Staff	8
2008 CATAMOUNT PLAYER BIOS	9-19
WCU Veterans	9-16
WCU Newcomers	16-19
2008 OPPONENT INFORMATION SECTION	20-22
2007 SEASON INFORMATION	23-27
WCU's 2007 Results	23
WCU's 2007 Overall Stats	24
2007 Individual Game-by-Game Batting	25
2007 Individual Game-by-Game Pitching	26
2007 SoCon Standings / Honors	27
WESTERN CAROLINA RECORD BOOK	28-34
WCU Record Holders	28
WCU Team Season Stats From 1969-pres.	29
WCU Single-Season Leaders	30-33
WCU Career Leaders	33-35
WCU Annual Category Leaders	36-37
WCU All-Americans	38
Cats in Professional Baseball	39
WCU Individual Honors	40
WCU All-SoCon Honorees	41
WCU SoCon Postseason History	42
WCU NCAA Postseason History	43
SoCon Honors / Baseball in the WCU Hall of Fame	44
WCU Coaches Records / SoCon Titles	45
Year-by-Year Scores	46-54
Record vs All Opponents	55
Letter Winners	56-57
Western Carolina University	58
WCU Chancellor John Bardo / AD Chip Smith	59
WCU Department of Athletics Staff	60
Ronnie G. Childress Field / Hennon Stadium	61
WCU – First-Class Facilities	62
This is the Southern Conference	63
Photo Recap of 2007 Season	64

2008 BASEBALL MEDIA GUIDE CREDITS

The 2008 Western Carolina Baseball Media Guide is a publication of the Catamount Media Relations Department. It was written, edited and designed by Assistant AD for Media Relations Daniel Hooker – but would not have been completed without the diligent assistance from Matt Harris; assistance also provided by Dan White and John Taylor. Special thanks to Mike Cawood for dedicated work to WCU Baseball and for his contributions to this media guide, as well as to additional WCU Sports Information predecessors in compiling information.

Photography: Mark Haskett and Ashley Evans of the Western Carolina Office of Public Relations; Danny Hirt; and Elizabeth Olivier of UTSports.com.

Printing: Kelly Press, Inc., in Columbia, Mo. (kellypressinc.com) and the WCU Print Shop.

2008 CATAMOUNT BASEBALL

II-TIME SOUTHERN CONFERENCE REGULAR SEASON CHAMPION • 9-TIME SOUTHERN CONFERENCE TOURNAMENT CHAMPION

II NCAA APPEARANCES: 1985, 1986, 1987, 1988, 1989, 1992, 1993, 1994, 1997, 2003, 2007

WESTERN CAROLINA MEDIA RELATIONS

Mailing Address:

Western Carolina University
Ramsey Center - Athletics
Cullowhee, NC 28723
Fax: (828) 227-7688

Daniel Hooker, Western Carolina '01
Assistant Athletics Director for Media Relations
Office: (828) 227-2339 • Home: (828) 508-2494
E-mail: dhooker@email.wcu.edu



Hennon Stadium Press Box: (828) 227-7020
WCU Ticket Office: (828) 227-7338 or (800) 34-GOWCU

INTERVIEW POLICY

The Media Relations Office will assist media personnel with interview requests of WCU student-athletes, coaches or administrators. **To arrange interviews, please contact Daniel Hooker at least 24 hours in advance.** Head Coach Bobby Moranda will be available for interviews prior to or following each practice. With prior notice, student-athletes will be available for interviews at that time as well. **Unless special permission is granted well in advance, no interviews of student-athletes or coaches will be conducted on game days until a 10-minute cooling off period after the contest.** Media members may attend practices after obtaining clearance through the media relations office. Media members are asked to refrain from contacting student-athletes at their home or dormitory and student-athletes' phone numbers will not be released by the WCU Department of Athletics. Out-of-town media may set up phone interviews to be conducted in the Athletics Department. Coach Bobby Moranda may be reached weekday mornings, however, it is asked that a specific interview time be scheduled.

WORKING CREDENTIALS

Newsprint and electronic media representatives planning to cover a baseball game at Western Carolina University are asked to request in written form (email or FAX) working credentials from WCU's Media Relations Office. Season passes will be issued to those who cover the Catamounts on a permanent basis. Press passes will be assigned by priority to WCU beat writers, beat writers of the opponents, metropolitan media filing for deadline and specialty publications. If time permits, credentials will be mailed. If not, credentials can be picked up on game day (two hours prior to first pitch) at the Hennon Stadium ticket booth. Credentials will be issued only to those attending the game in a working capacity. Spouses, dates, children and other non-workers will not be permitted in the press box.

PHOTOGRAPHERS

Credentials for photographers will be issued on a first-come, first-serve basis with agencies covering the participating schools on a regular basis receiving priority. Each photographer must pick up a photo pass prior to the game. Photographers will shoot from designated areas. **Photographers wishing to take field-level photos must do so along the fence beyond the dugouts towards the outfield.**

CATAMOUNTS ON THE WEB

The WCU baseball home page provides the latest information regarding the Catamounts, including updated statistics, a roster, game notes and press releases. For those unable to attend contests, the Catamount Sports Network will broadcast selected games over the internet as well. Those games can be heard on Cullowhee's WWCU (90.5 FM) as well as on the internet at www.WWCUFM.com. In addition, live stats will be made available for all WCU baseball games via GameTracker on:

WWW.CATAMOUNTSPORTS.COM

SOUTHERN CONFERENCE MEDIA SERVICES

The Southern Conference maintains a comprehensive site on the world wide web at www.SoConSports.com. In baseball, standings, notes, schedule/results and statistics for each league member are updated on a timely basis. Similar information on the SoCon's other 18 sports are available as well. Please contact Mike Ballweg (864) 591-5100 in the Southern Conference Public Affairs for additional information.

WCU PRIMARY MEDIA OUTLETS

ASHEVILLE CITIZEN-TIMES

Tyler Norris Goode, WCU Beat Writer
Bob Berghaus, Sports Editor
Keith Jarrett, Sports Writer
14 O'Henry Avenue
Asheville, NC 28802
(828) 232-5866 - phone
(828) 232-0429 - FAX

ASSOCIATED PRESS

Keith Parsons, Sports Editor
4020 W. Chase Blvd., Suite 300
Raleigh, NC 27606-3933
(919) 833-8687 - phone
(919) 834-1078 - FAX

CHARLOTTE OBSERVER

Mike Persinger, Sports Editor
PO Box 32188
Charlotte, NC 28232
(704) 358-5125 - phone
(704) 358-5110 - FAX

FRANKLIN PRESS

Andy Scheidler, Sports Editor
PO Box 350
Franklin, NC 28734
(828) 524-2010 - phone
(828) 524-8821 - FAX

GREENSBORO NEWS-RECORD

Sports Editor
PO Box 20848
Greensboro, NC 27420-0848
(336) 373-7047 - phone
(336) 373-7067 - FAX

HENDERSONVILLE TIMES-NEWS

Ron Wagner, Sports Editor
PO Box 490
Hendersonville, NC 28739
(828) 692-0505 - phone
(828) 692-2319 - FAX

SMOKYMOUNTAIN TIMES

Kyle Dixon, Teddy Greene (photo)
PO 730
Bryson City, NC 28713
(828) 488-2189 - phone
(828) 488-0315 - FAX

SYLVA HERALD & RURALITE

Carey Phillips, Sports Editor
Box 307
Sylva, NC 28779
(828) 586-2611 - phone
(828) 586-2637 - FAX

WINSTON-SALEM JOURNAL

Tommy Bowman, Sports Writer
PO Box 3159
Winston-Salem, NC 27102
(336) 727-7320 - phone
(336) 727-4083 - FAX

WAYNESVILLE MOUNTAINEER

Chuck Fiebertz, Sports Editor
Ryan Sarda, WCU Beat Writer
Drawer 19
Waynesville, NC 28786
(828) 452-0661 - phone
(828) 452-0665 - FAX

WESTERN CAROLINIAN

Sports Editor
Ryan Sarda, Beat Writer
PO Box 66
Cullowhee, NC 28723
(828) 227-7267 - phone
(828) 227-7043 - FAX

WLOS-TV (ABC)

Stan Pamfilis, Sports Director
Edward McDonald, Reporter
Adam Kohler, Reporter
110 Technology Drive
Asheville, NC 28803
(828) 651-4563 - phone
(828) 651-4618 - FAX

WSPA-TV (CBS)

Pete Yanity, Sports Director
Box 1717
Spartanburg, SC 29304
(864) 587-5452 - phone
(864) 587-5430 - FAX

WYFF-TV (NBC)

Geoff Hart, Sports Director
Box 788
Greenville, SC 29602
(864) 240-5264 - phone
(864) 240-5305 - FAX

WHNS-TV (FOX)

Joe Carter, Sports Director
21 Interstate Court
Greenville, SC 29615
(864) 213-2223 - phone
(864) 288-7025 - FAX

WRGC RADIO (680 AM)

Brandon Stephens (Sports)
Box 1044
Sylva, NC 28779
(828) 586-9742 - phone
(828) 586-6834 - FAX

WWCU RADIO (90.5 FM)

Kyle McCurry (General Manager)
Western Carolina University
Old Student Union
Cullowhee, NC 28723
(828) 227-7173 - phone
(828) 227-7099 - FAX

WISE RADIO (1310 AM)

Bill McClement, Pat Ryan
90 Lookout Road
Asheville, NC 28804
(828) 259-9695 - phone

WXMF RADIO (1400 AM)

David Crompton
54 N. Main Street
Waynesville, NC 28786
(828) 456-8661 - phone

WWNC RADIO (570 AM)

Brian Hall, Peter Clay
13 Summerlin Road
Asheville, NC 28806
(828) 253-3835 - phone

2008 CATAMOUNT BASEBALL

II-TIME SOUTHERN CONFERENCE REGULAR SEASON CHAMPION ♦ 9-TIME SOUTHERN CONFERENCE TOURNAMENT CHAMPION

II NCAA APPEARANCES: 1985, 1986, 1987, 1988, 1989, 1992, 1993, 1994, 1997, 2003, 2007

2008 CATAMOUNT BASEBALL ROSTER

No.	Name	Pos.	B/T	Ht.	Wt.	Cl.	Hometown/Last College/High School
1	Jason Haynes	2B	R/R	5-8	165	Sr.	Fort Mill, S.C. / Fort Mill HS
2	Andy John	OF	L/R	5-11	185	Jr.	Raleigh, N.C. / Leesville Road HS
3	Mitchell Hatley	INF	R/R	6-0	170	Jr.	Mt. Pleasant, N.C. / Mt. Pleasant HS
4	Brandon Johnson	RHP	R/R	5-11	200	Fr.	Morehead City, N.C. / West Carteret HS
5	Blake Murphy	C	R/R	6-1	215	Sr.	Waynesville, N.C. / Tuscola HS
6	Matt Johns	RHP/INF	R/R	6-0	170	Fr.	Stafford, Va. / North Stafford HS
8	Brent Greer	SS	R/R	6-1	180	So.	Manassas, Va. / Osbourn HS
9	Nick Liles	3B	R/R	6-2	175	So.	Laurinburg, N.C. / Scotland HS
12	Reid Rollison	3B	R/R	6-2	195	So.	Charlotte, N.C. / South Mecklenburg HS
14	Garrett Ozar	RHP	R/R	5-10	185	Jr.	Oak Park, Calif. / El Camino JC / Oak Park HS
15	Vance Chavis	LHP	R/L	6-3	175	Fr.	Laurinburg, N.C. / Scotland HS
16	Corey Martin	RHP	R/R	6-3	175	Jr.	Yadkinville, N.C. / Forbush HS
17	Stephen Notaro	C	R/R	6-0	175	So.	Thousand Oaks, Calif. / Pierce College / Westlake HS
18	Tyler Kirkpatrick	INF	R/R	6-0	205	So.	Charlotte, N.C. / Charlotte Christian School
19	Brent Bertschinger	RHP	R/R	6-3	180	Fr.	Gore, Va. / James Wood HS
20	Mike Tavernier	RHP	R/R	6-0	190	Jr.	Clearwater, Fla. / Hillsborough CC / St. Petersburg Catholic HS
21	Bryan Corbett	RHP	R/R	6-1	185	Jr.	Taylorsville, N.C. / Alexander Central HS
22	J.C. Lyons	OF	R/R	6-3	195	Jr.	Marietta, Ga. / Young Harris JC / Walton HS
24	Chris Masters	LHP	L/L	6-1	210	So.	Marietta, Ga. / Kennesaw Mountain HS
26	Jackie Corn	C	R/R	6-0	220	So.	Hendersonville, N.C. / North Henderson HS
27	Dylan de Graaf	OF	R/R	6-4	190	So.	Cumming, Ga. / Pace Academy
28	Barrett Shaft	CF	L/L	5-9	185	Sr.	Lilburn, Ga. / Parkview HS
29	Adam Baker	OF/1B	L/L	6-2	195	So.	Marietta, Ga. / Lassiter HS
30	Jaime Gutierrez	C/UT	R/R	5-7	175	Fr.	Asheville, N.C. / Asheville HS
31	Drew Saberhagen	LHP	L/L	6-2	195	R-Jr.	Calabasas, Calif. / Pepperdine Univ. / Calabasas HS
32	Daniel Ottone	RHP	R/R	6-4	235	So.	Cary, N.C. / Athens Drive HS
33	Tyler Sexton	LHP	L/L	6-4	190	Sr.	High Point, N.C. / Campbell Univ. / Andrews HS
35	Matt Benedict	RHP	R/R	6-5	210	Fr.	St. Petersburg, Fla. / St. Petersburg HS
38	Russell Robertson	C	R/R	6-1	195	Jr.	Eden, N.C. / Guilford College / Morehead HS
40	Geoff Turner	RHP	R/R	6-2	205	Fr.	Durham, N.C. / C.E. Jordan HS
41	Ryan Mathews	OF	R/R	6-4	190	Fr.	Orlando, Fla. / Univ. of Florida / Boone HS
42	Iain Sebastian	RHP	R/R	6-4	240	Jr.	Columbus, Ga. / Univ. of Georgia / Columbus HS
44	Justin Crawley	C/INF	R/R	6-1	210	Fr.	Bryson City, N.C. / Swain HS

WESTERN CAROLINA COACHING STAFF

11	Bobby Moranda	Head Coach	Eastern Kentucky, 1986	1st Season as WCU Head Coach
7	Nick Mingione	Assistant Coach	Embry-Riddle, 2000	1st Season at WCU
34	Dave Haverstick	Assistant Coach	Bethel College, 1997	1st Season at WCU
10	Grant Achilles	Volunteer Assistant	Wake Forest, 2005	1st Season at WCU
25	Bruce Johnson	Student Assistant		1st Season at WCU

2008 WCU ALPHABETICAL ROSTER

BAKER, Adam (29)	OF/1B	LYONS, J.C. (22)	OF
BENEDICT, Matt (35)	RHP	MARTIN, Corey (16)	RHP
BERTSCHINGER, Brent (19)	RHP	MASTERS, Chris (24)	LHP
CHAVIS, Vance (15)	LHP	MATHEWS, Ryan (41)	INF
CORBETT, Bryan (21)	RHP	MURPHY, Blake (5)	C
CORN, Jackie (26)	C	NOTARO, Stephen (17)	C
CRAWLEY, Justin (44)	C/INF	OTTONE, Daniel (32)	RHP
de GRAFF, Dylan (27)	OF	OZAR, Garrett (14)	RHP
GREER, Brent (8)	SS	ROBERTSON, Russell (38)	C
GUTIERREZ, Jaime (30)	C/UT	ROLLISON, Reid (12)	3B
HATLEY, Mitchell (3)	INF	SABERHAGEN, Drew (31)	LHP
HAYNES, Jason (1)	2B	SEBASTIAN, Iain (42)	RHP
JOHN, Andy (2)	OF	SEXTON, Tyler (33)	LHP
JOHNS, Matt (6)	RHP/INF	SHAFT, Barrett (28)	CF
JOHNSON, Brandon (4)	RHP	TAVERNIER, Mike (20)	RHP
KIRKPATRICK, Tyler (18)	INF	TURNER, Geoff (40)	RHP
LILES, Nick (9)	3B		

PRONUNCIATION

Brent Bertschinger	Bert-singer
Nick Mingione	Min-gee-own
Daniel Ottone	OH-tone
Iain Sebastian	E-an Seb-as-tian
Drew Saberhagen	Say-burr-hay-gun
Mike Tavernier	TAV-er-near

BREAKDOWN BY CLASS

Seniors	4
Juniors	10
Sophomores	10
Freshmen	9

BREAKDOWN BY STATE

California	3
Florida	3
Georgia	6
North Carolina	17
South Carolina	1
Virginia	3



Head Coach Bobby Moranda 1st Season at WCU – Eastern Kentucky, 1986

Bobby Moranda was officially introduced as the 10th different head baseball coach at Western Carolina on July 19, 2007. The former Georgia Tech associate head and pitching coach brings nearly 21 years of coaching experience - 18 of which comes from schools in the Atlantic Coast Conference - to WCU.

"Bobby Moranda is one of the most dynamic coaches in college baseball. He has been an important part of successful programs at such

schools as Virginia, Wake Forest and Georgia Tech," Smith said. "His career includes numerous conference championships and appearances in the NCAA post-season play, including two College World Series berths. We are very excited that Bobby, his wife Pamela and their family will be part of Catamount Athletics and Western Carolina University."

Moranda comes to Cullowhee after having spent the past six seasons as the associate head and pitching coach at Georgia Tech where he also served a vital role in recruiting. Prior to his stint with the Yellow Jackets, he spent six years in a similar role at Wake Forest (1996-2001) and was an assistant coach at both Virginia (1990-95) and his alma mater, Eastern Kentucky (1987-89). Overall, Moranda has been a part of 10 conference championships and 10 NCAA Tournament appearances as either a player or a coach.

Under the tutelage of Moranda, a combined 12 pitchers have been selected in the top five rounds of the Major League Baseball Draft, including Matt Wieters, the fifth pick of the 2007 MLB Draft. In all, Moranda has coached 26 players who have been selected in the baseball draft, 20 of which were undrafted out of high school.

"I am extremely excited to be the head baseball coach at Western Carolina," said Moranda. "This is an awesome opportunity. Catamount baseball has a strong tradition and I am humbled and honored to now be a part of it. I look forward to embracing and continuing that tradition while raising the bar and elevating our baseball program."

During his six seasons at Georgia Tech, Moranda helped guide the Yellow Jackets to four, Top 10 finishes, three ACC titles and a pair of appearances in the NCAA College World Series. In 2002, Georgia Tech won a school-record 52 games en route to the CWS thanks in part to a pitching staff which set school records for "Fewest Walks per Nine Innings" (2.54 per 9 IP) and best "Walk to Strikeout" ratio (2.90 to 1) while boasting the best team earned run average since 1994 (4.06) and recorded its most shutouts (6) since 1997.

Amidst the run to the College World Series, Moranda's work with the Georgia Tech pitching staff was more evident than ever as the starting rotation of Kyle Bakker, Chris Goodman and Brian Burks combined for a 5-0 record and 0.77 ERA in NCAA regional play, while the entire staff combined for a 2.40 ERA and held opponents to a .208 batting average.

A year later, in 2003, Moranda's pitching staff helped Tech win the ACC championship by sweeping the first triple-header in conference history. The Yellow Jackets defeated North Carolina, Florida State and NC State on the final day of the tournament to capture the league title. Tech's 2003 pitching staff again ranked as one of the better staffs in recent GT history. The Yellow Jackets allowed the fewest hits per nine innings in the last 10 years, while posting the second best ERA in that span.

Three of Moranda's pitchers were selected in the first 20 rounds of the 2003 Major League draft - Goodman (5th round, Kansas City), Jeff Watchko (14th, Colorado) and Bakker (20th, Atlanta).

Prior to making the move to Georgia Tech in 2001, Moranda spent the previous six years at Wake Forest where he helped lead the Demon Deacons to three ACC Championships in his last four seasons. For his work, he was recognized by

Baseball America magazine in January 2001 as one of the country's "Rising Stars" in the college baseball coaching ranks.

After helping lay the groundwork for his first two seasons at Wake Forest as head assistant coach, Moranda helped the Demon Deacons to back-to-back ACC Championships in 1998 and 1999, and a third title in 2001. He helped build the Demon Deacon program into one of the best in the nation through his recruiting efforts and his on-field work with the Wake Forest pitching staff and defense. His pitchers tossed two no-hitters, the school's first in 60 years.

Moranda's recruiting classes were annually ranked among the nation's top classes, while his pitching staffs have attracted national attention from both collegiate baseball experts and professional scouts. His recruiting efforts at Wake Forest resulted in six Freshman All-Americans, including the 2001 National Freshman of the Year, the 2003 ACC Player of the Year, and the first collegiate draft pick in 2003. In 1998 his Demon Deacon pitching staff attracted national attention by throwing five complete games in the six-game ACC tournament. The feat helped Wake Forest win the 1998 ACC Championship and advance to the NCAA South I Regional, the Deacons' first NCAA appearance in 21 years. Moranda and the Deacons followed that 1998 performance with a five game sweep through the 1999 ACC Tournament, a trip to the NCAA Super Regional and a top-10 national ranking.

In his six years at Wake Forest, Moranda consistently developed outstanding pitchers. Ten of his pitchers were selected in the Major League Baseball amateur draft, including two players - Sean DePaula of the Indians and Mike MacDougal of the Royals, who reached the big leagues. Five pitchers earned All-America honors, while his pitchers earned all-ACC accolades seven times in his last five years.

His experience with top pitchers extends back to his days at the University of Virginia, where from 1990 to 1995 Moranda helped lay the groundwork as recruiting coordinator that led to the Cavaliers 1996 ACC Championship team.



2008 CATAMOUNT BASEBALL

II-TIME SOUTHERN CONFERENCE REGULAR SEASON CHAMPION ♦ 9-TIME SOUTHERN CONFERENCE TOURNAMENT CHAMPION

II NCAA APPEARANCES: 1985, 1986, 1987, 1988, 1989, 1992, 1993, 1994, 1997, 2003, 2007

During his six years in Charlottesville as Virginia's assistant coach and recruiting coordinator, the Cavs produced more professional players than the program's previous 100 years combined. Prior to Moranda's arrival, Virginia had never produced a first-round draft pick or a first-team All-American. By 1996, however, the Cavaliers had two first round picks and two first-team All-Americans. Moranda's star pupils and recruits were outfielder Brian Buchanan and pitcher Seth Greisinger. Buchanan has played with the San Diego Padres and Greisinger, who starred on the 1996 U.S. Olympic team, reached the Major Leagues in 1998 with the Detroit Tigers.

As a player, Moranda was an All-Region performer at Harper Community College in Illinois and was part of back-to-back championship teams before accepting a scholarship to Eastern Kentucky. The native of Palatine, Ill., batted .307 with 20 home runs and 86 RBI in two seasons at ECU, helping the Colonels win two consecutive Ohio Valley Conference championships and a top-30 national ranking. The Colonels made two consecutive NCAA Regional appearances during Moranda's playing career and were just two games away from advancing to Omaha for the College World Series in 1985.

After gaining his undergraduate degree in broadcast management, Moranda stayed at Eastern Kentucky as an assistant coach for three years while working toward his master's degree in recreation administration, and ECU made another NCAA Regional appearance during his tenure. During that time, Moranda also coached an American Legion summer team in Palatine that featured Major League catcher Todd Hundley.

Moranda and his wife Pamela have been married for 14 years. The couple has two children, daughter Taylor Jade, (9) and son Breyson Kade (5).

THE BOBBY MORANDA FILE

Full Name: Robert Steven Moranda

Birthdate: August 18, 1964

Education: Bachelor's degree in Broadcast Management with a minor in Marketing from Eastern Kentucky in 1986; Master's degree in Recreation Administration from Eastern Kentucky in 1989.

Playing Experience: Harper (Ill.) Community College (1983-84); Eastern Kentucky (1985-86)

Coaching Experience:

Assistant Coach at Eastern Kentucky (1987-98)

Assistant Coach at Virginia (1990-95)

Associate Head Coach at Wake Forest (1996-2001)

Associate Head Coach at Georgia Tech (2002-2007)

Head Coach at Western Carolina (present)



WHAT THEY ARE SAYING ABOUT BOBBY MORANDA:



Jack Leggett

*Head Coach at
Clemson;
Former head coach at
Western Carolina*

"I am excited about Bobby (Moranda) becoming the head coach at Western Carolina. I have always known him to be a hard worker and the teams where he has been – be it Virginia, Wake Forest or at Georgia Tech – have always won. He understands the tradition of Western baseball and (Western) made a great choice."



Todd Raleigh

*Head Coach at
Tennessee;
Former head coach at
Western Carolina*

"I have known Bobby (Moranda) since I was at James Madison and he was coaching at Virginia. Everywhere he has been in his career they have had good ball clubs and he is a big reason for it. He is very well respected in the coaching community and honestly, I am surprised he has not been a head coach before now. He knows baseball, he has the experience and I think he will do well at Western."

Danny Hall, Georgia Tech Head Coach

"Bobby (Moranda) has been a bright young star and a great coach for many years. It is good to see him get an opportunity as a head coach. If you look at his work here, he has been a part of – and a big part of the reason for – some of the best years of Georgia Tech baseball, which is saying a lot with the storied history we have around our program. We will miss him but at the same time we are excited for him."

Denis Womack, Asst. AD for Facilities and Operations at Virginia; former head baseball coach at Virginia

"Western Carolina has made an absolutely perfect hire. Bobby (Moranda) is a solid gentleman, a family guy with lots of integrity who is well prepared to be a head coach in every aspect of the game. Every place he has been he has made better. Western has hired the best candidate available."

Kevin O'Sullivan, Head Coach at the Univ. of Florida, played for Bobby at Virginia

"Bobby (Moranda) is a tremendously hard worker. He has a great track record of being involved in ACC championships and trips to Omaha. He will do a great job at Western and will continue to build on the great tradition of Western Carolina baseball."

Ron Wellman, Athletic Director at Wake Forest University

"He will recruit well; his teams (at Western) will play with enthusiasm and intensity."

Chip Smith, Athletic Director at Western Carolina University:

"Bobby Moranda is one of the most dynamic coaches in college baseball. His career includes numerous conference championships and appearances in the NCAA post-season play, including two College World Series berths. We are very excited that Bobby, his wife Pamela and their family will be part of Catamount Athletics."



Assistant Coach Nick Mingione 1st Season at WCU – Embry-Riddle, 2000

Nick Mingione (pronounced MEN-gee-own), a former standout player and coach for Embry-Riddle, joined the Catamount baseball staff in early August, 2007. In addition to serving as the program's recruiting coordinator, he also works primarily with the Catamount hitters.

Mingione spent the past two seasons as volunteer assistant coach at Kentucky where he duties included working with the Wildcat outfielders, as well as assisting in overall offensive instruction. In addition to his coaching duties, Mingione also coordinated UK baseball camps. Over the past two seasons, UK won 78 games, tied for the most wins in a two-year period in school history.

In his first year with the Wildcats, Mingione helped direct one of the greatest seasons in the history of Southeastern Conference baseball as the 2006 Kentucky baseball team completed a historic worst place-to-first place turnaround en route to claiming the school's first-ever SEC championship. En route to the title, the 'Cats won a school-record 44 games and set UK records in runs scored (500), walks drawn (337), HBP (80), sacrifice bunts (67) and sacrifice flies (34)

Last season in Lexington, the record-setting trend continued as the Mingione helped the Wildcats put together 19-straight wins at the start of the season to set the school benchmark for consecutive wins and best start (19-0) in 103 years of collegiate baseball. UK also finished atop the NCAA rankings for on-base percentage in '07.

All told, Kentucky set or reestablished 12 team school records and garnered 11 SEC weekly honors in Mingione's two seasons.

Born in Tarrytown, N.Y., the Cape Coral, Fla., native spent two years as an assistant coach at Embry Riddle. Prior to his return to his alma mater, he served as a volunteer assistant at Florida Gulf Coast University for six months.

During his five years as an assistant coach, Mingione helped direct four conference championships with an average of 46 wins per season, while compiling an impres-



sive 232-72 record. He has also made three trips to the NAIA World Series as a coach. His teams finished fifth in 2003, third in 2004, and second in 2005. In addition, Mingione has helped coach 18 players to All-America honors, six of which garnered first-team recognition.

"Nick (Mingione) is a solid baseball coach who has been a part of winning traditions," Moranda said. "He is great with people; that, with his energy and enthusiasm for the game made him an obvious choice to come to Cullowhee and to also be our recruiting coordinator."

An outfielder at Embry-Riddle for four years, Mingione lead the team to three runner-up finishes in the Florida Sun Conference and one conference championship. He played an integral part in the successes of the 1999 team, which was the first team in program history to make a national championship appearance.

As a freshman, he appeared in 45 of the Eagles' 47 games and posted a .324 batting average. After equally successful sophomore and junior campaigns, Mingione capped off his career with a .392 batting average, including 18 doubles and 32 stolen bases during his senior year. Mingione made a place for himself in the Embry-Riddle record books, finishing his career among the Eagles' top ten all-time in games played, runs scored, at-bats, doubles, hits and runs batted in.

In 1997, Mingione was the first recipient of the Kenneth J. Sliwa Memorial Scholarship, which recognized his accomplishments of academic commitment, tenacity, work ethic, enthusiasm, selflessness and hustle. He co-founded the Eagle-Legacy council, an organization comprised of former Embry-Riddle baseball players who seek to enhance the future of the Eagle baseball program.

Mingione graduated from Embry-Riddle in 2000 with a degree in Aerospace Studies and three minors in Business, Psychology, and Humanities. Mingione then returned to his alma mater, Mariner High School, where he served as the Assistant Dean of Students for two years. In addition, he took on the role of Assistant Coach to the football and baseball teams.





Assistant Coach David Haverstick 1st Season at WCU – Bethel (Ind.) College, 1997

David Haverstick (pronounced HAVE-er-stick) joined the Catamount baseball staff in August of 2007. He comes to Cullowhee after having spent the past five seasons as an assistant coach at the Savannah College of Art and Design (SCAD) where he worked with the Bees' pitching staff. He assumes a similar role at Western Carolina, working with the Catamount pitching staff.

"Having a pitching background, I became aware of and impressed with David about five years ago. He is a hard-working individual who pitched with three different Major League organizations. I, along with many highly respected peers in the business, feel he is one of the top young pitching coaches whose instruction is on the cutting edge," said Moranda. "Kevin O'Sullivan (current Florida head coach, former Clemson pitching coach) and Derek Johnson (pitching coach at Vanderbilt), among several others, highly recommended David. With every phone call I made, his name kept coming to the top while trying to fill the position."

Under Haverstick's direction, the Bees had the college's first-ever NAIA National Player of the Week honor in 2006 when Eddie Anderson was named National Pitcher of the Week. Haverstick has coached three All-Florida Sun Conference performers, as well as two NAIA All-Region XIV standouts. The Bees' pitching corps finished the season with the second-best ERA (2.58) in the NAIA as well as the fifth-best opponents batting average (.224).

Last season, SCAD had three pitchers with ERAs below 2.37, with five different pitchers striking out 43-or-more batters. Haverstick worked with Ryan Pope, who led



the Bees with a 1.15 ERA in 102.0 innings pitched and was drafted in the third round by the New York Yankees in June's MLB Draft. Pope, who was SCAD's first-ever NAIA All-American, holds the distinction as being the highest player drafted out of the Florida Sun Conference.

Prior to moving to Savannah, Haverstick spent two seasons as an assistant coach at Dallas Baptist University. While at DBU, Haverstick guided the 2001 pitching staff to the lowest team ERA in over nine years. He helped lead the Patriots to NAIA Southwestern Regional and Mid-South Super Regional championships as well as a berth in the 2001 NAIA World Series. While at Dallas Baptist, he earned his Master's degree in organizational management.

Haverstick, who was a 16th-round draft selection by the Arizona Diamondbacks in 1997 and was in the system with the D'backs, Florida Marlins (1999) and Washington Nationals (2005), coached three players drafted by major league baseball teams as well as six All-Americans at DBU. The Patriots posted a 78-35 record in the two seasons Haverstick was on staff.

"Haverstick has coached at a couple of institutions with limited resources, but has always managed to produce talented players," concluded Moranda.


Haverstick, a graduate of Bethel (Ind.) College, earned his bachelor's degree in psychology while playing both basketball and baseball for the Pilots. He was an All-Mid-Central Conference selection in baseball as he helped the Pilots to the MCC baseball championship twice (1995, 1997) and a berth in the NAIA Great Lakes Regional Tournament in 1997. On the hardwood, he was an NAIA All-American selection, highlighted by a NAIA Division II National Championship in 1997.



2008 CATAMOUNT BASEBALL

11-TIME SOUTHERN CONFERENCE REGULAR SEASON CHAMPION ♦ 9-TIME SOUTHERN CONFERENCE TOURNAMENT CHAMPION

11 NCAA APPEARANCES: 1985, 1986, 1987, 1988, 1989, 1992, 1993, 1994, 1997, 2003, 2007



Grant Achilles

**Volunteer Assistant Coach
Wake Forest, 2005**

In mid-August, Grant Achilles was added to WCU first-year head baseball coach Bobby Moranda's coaching staff as a volunteer assistant coach.

Achilles joins the Catamount coaching staff from Charlotte where he spent one season working with the 49er catchers, assisting with the defense and hitters, as well as coaching first base. He worked with Kris Rochelle, who was named first team All-Atlantic-10 and to the all-tournament team at catcher, and was later drafted in the 22nd round of the Major League Baseball draft by the Detroit Tigers. With Achilles on staff, Charlotte enjoyed one of its most successful seasons in history finishing with a school-record 49 wins and ranked as high as 19th in the country. The 49ers advanced to the NCAA Baseball Regional in Columbia, S.C., breaking 11 school seasonal records.

A native of Lynchburg, Va., Achilles has coached in the summer wooden bat leagues. As an assistant coach in 2006, he helped the Thunder Bay Border Cats to a Northwoods League runner-up finish and last season was the associate head coach of the Wilmington Sharks of the Coastal Plains League (CPL) coaching defense and hitting, and third base. Two Sharks were named CPL All-Stars under the tutelage of Achilles.

An infielder by trade, the versatile Achilles played a host of positions with the Demon Deacons including first base, second base, right field and even worked out behind the plate. He appeared in 56 games during his five-year career - which included a medical redshirt in 2004 - making 19 starts. Achilles hit around .220 for his career with a pair of doubles and two home runs with 11 walks and a dozen RBI. A tri-captain of the 2006 squad, Achilles was best remembered at WFU for his hard-work ethic and team mentality.

Achilles was a first team All-Region and All-State selection as a junior and senior at Heritage High, helping to lead his team to a Region III Championship and berth in the Virginia state title game. He was also an Academic All-State selection for three years. During American Legion play, he batted .495 for Post 16 with 27 stolen bases in 2001, the same year he was named MVP of the World Youth Classic Championship.

Moranda is very familiar with the Achilles family as he recruited both Grant and his older brother, Todd, to Wake Forest while an assistant coach.



Bruce Johnson

Student Assistant Coach

Johnson is an undergraduate transfer at Western Carolina, coming to Cullowhee after spending one year playing baseball at South Atlantic Conference-member Newberry College in South Carolina and most recently at Pitt Community College in Greenville, N.C. As a true freshman at Newberry, Johnson hit just under .200 with a pair of doubles and a home run with eight RBI in 27 games.

Each of the past two summers, Johnson has helped coach the Morehead City Post 46 Hurricanes American Legion baseball team. Last year, the squad posted a team all-time best record of 29-5 which came on the heels of a 2006 American Legion State Championship and third-place finish in the south regional in 2006.

A graduate of West Carteret High School in Morehead City, N.C., Johnson hit .440 during his senior year with five home runs and 38 RBI helping his squad to a final record of 22-4. He was a two-time, all-conference selection and earned All-State accolades as a senior. In the classroom, Johnson was a member of the WCHS National Honor Society and was awarded the school's Academic Achievement Award in 2004.



WESTERN CAROLINA BASEBALL SUPPORT STAFF



Hannah Edwards
*Student
Manager*



Kenny Pauley
*Facilities
Maintenance*



Lynette Mount
*Assistant Athletic
Trainer - Baseball*


**2008 Student
Athletic Trainers**

Megan Gibson
Junior

Brandy Jones
Sophomore

Casey Shirey
Sophomore

WHAT IS A CATAMOUNT?



Western Carolina University's unique mascot and nickname for its athletics teams seem to always bring about the same question when the Western plays on the road ... "What is a Catamount?" Webster's Dictionary defines "catamount" as "any of various wild cats, such as a cougar or lynx." Cats of the catamount variety, including the bobcat, roam the southern Appalachian Mountains where Western Carolina University is located.


The nickname evolved from a contest that was held on the Cullowhee campus in 1933. The school was called Western Carolina Teachers College at that time and its teams were known as "the Teachers."

Everyone on campus was invited to participate, and the usual names were suggested — Bears, Indians, Panthers. However, the college wanted an unusual name; a name that few others had and that everyone would not copy.

The contest came down to Mountain Boomers, a small ground squirrel that scampers about the woods and is extremely difficult to catch, and Catamounts. Catamounts was the favorite of Head Football Coach C.C. Poindexter and was the nickname chosen. Poindexter wanted his players to be Catamounts with "fierce spirit, savage attacks, and lightning quick moves."

HISTORY OF THE CATAMOUNT LOGO

From 1975 to today



For a complete history of the WCU Catamount logo, visit www.catamountsports.com under "Traditions"

2008 CATAMOUNT BASEBALL

II-TIME SOUTHERN CONFERENCE REGULAR SEASON CHAMPION ♦ 9-TIME SOUTHERN CONFERENCE TOURNAMENT CHAMPION

II NCAA APPEARANCES: 1985, 1986, 1987, 1988, 1989, 1992, 1993, 1994, 1997, 2003, 2007



Adam BAKER

6-2, 195 lbs., So., L/L – 1B
Marietta, Ga.
Lassiter HS

2007: Appeared in 31 games for the Catamounts, including nine starts ... Batted .312 for the year, with two home runs and 12 RBIs ... Did not commit an error all year, recording six put outs ... After the season, played for the League Champion Rockville Express of the Cal Ripkin Jr. Collegiate Baseball League ... Batted at a .254 clip for the Express in 27 games, starting 18 of those ... Was 4th on the team in fielding percentage at .976.

PRIOR TO WESTERN: Led Lassiter to the 2006 Georgia AAAAA state championship and a 32-4 record ... In game one of the two-game title series, hit a walk-off home run in the 11th inning versus Lowndes HS ... Was the starting pitcher in the deciding game two of the championship series versus Kell HS ... As a senior, batted .280 with five home runs and 25 RBI ... On the mound, was 8-0 with a 2.10 ERA ... Lassiter was 2005 AAAAA state runner-up, posting a 29-10 record ... In 2005, Baker served as the DH ... Won several games with late inning hits, including a walk off RBI double to beat Columbus in March... Had a .313 average with 30 RBI and three home runs ... His 17 doubles were two shy of the Lassiter record.

PERSONAL: Born Adam Douglas Baker in Marietta, Ga. ... Son of Dave and Debbie Baker.



BAKER'S CAREER STATISTICS

Year	G-GS	AVG	AB	R	H	2B	3B	HR	RBI	TB	BB	SO	SB-SBA
2007	31-9	.313	48	9	15	3	0	2	12	24	6	12	0-0



Bryan CORBETT

6-1, 185 lbs., Jr., R/R – RHP
Taylorsville, N.C.
Alexander Central HS

2007: Duplicated his rookie season with 15 appearances, posting a 3-1 record and a 3.96 ERA in 25 innings of work ... Did not allow a run in nine of his appearances, tossing three hitless appearances ... Earned his first career victory at Davidson, tossing 1.1 innings of two-hit, one-run relief in a 13-11 affair ... Tied his career-high with five strikeouts in a season-long 3.2 innings of work at Wofford in a 26-12 WCU victory ... Opponents only hit .280 against him for the season.

2006: Recorded 15 appearances during his freshman season, pitching a combined 23.0 innings allowing 24 earned runs for an ERA of 9.39 ... In each appearance during his rookie season, lasted at least one full inning ... Made his collegiate pitching debut on Feb. 26, tossing an inning in the 14-13 win over Illinois at the Stetson Tournament in Deland, Fla., tossing one inning in relief ... Made his first career start on March 21 in game one of a double-header against Hartford, lasting a career-best four innings ... Surrendered four earned runs while striking out a career-high five but did not factor in on the decision, a 24-12 Western Carolina victory ... Held the nationally-ranked Georgia Tech Yellow Jackets to a pair of runs on one hit in three innings of relief work.

PRIOR TO WESTERN: Helped Alexander Central to three straight league titles ... Was 7-0 as a senior ... Named second team All-Piedmont by the Charlotte Observer ... Named All-NW4A Player of the Year.




#21 Bryan CORBETT

PERSONAL: Born Bryan Alan Corbett in Statesville, N.C. ... Son of Alan and Vickie Corbett.

CORBETT'S CAREER STATISTICS

Year	W-L	ERA	G	GS	CG	SHO	Sv	IP	H	R	ER	BB	SO
2006	0-0	9.39	15	1	0	0	0	23.0	36	24	24	11	23
2007	3-1	3.96	15	1	0	0	0	25.0	28	11	11	7	19
Total	3-1	6.56	30	1	0	0	0	48.0	64	35	35	18	42



Jackie CORN

6-0, 220 lbs., So., R/R – C
Hendersonville, N.C.
North Henderson HS


2007 Appeared in seven games during his freshman campaign at both first base and catcher ... Went 1-for-6 at the plate during the season ... Over the summer, played for the Herndon Braves of the Cal Ripken Jr. Collegiate League ... Started 11 games with 19 appearances for the season ... Recorded 95 putouts in the field.

PRIOR TO WESTERN: Tabbed 2A All-State by the North Carolina High School Coaches Association ... Named to Asheville Citizen Times 2A All-Western North Carolina team ... A two-time All-Western Athletic Conference honoree, Corn was named North Henderson's Male Athlete of the Year as a senior ... Hit 20 home runs in his career, including seven as a senior and six as a junior ... Drove in at least 33 in each of his last three years at North Henderson, including 36 as a senior ... Selected to play in the State Games after his junior season.

PERSONAL: Born Jackie Leon Corn, Jr., in Hendersonville, N.C. ... Son of Jackie and Kimberly Corn.

CORN'S CAREER STATISTICS

Year	G-GS	AVG	AB	R	H	2B	3B	HR	RBI	TB	BB	SO	SB-SBA
2007	7-0	.167	6	1	1	0	0	0	0	1	0	0	0-0



Dylan de GRAAF

6-4, 190 lbs., So., R/R – OF
Cumming, Ga.
Pace Academy

2007: Made 15 appearances as a freshman, starting four of those contests ... Had 14 total at bats, with a double Recorded his first collegiate hit in his first-ever at bat, leggin out a double at nationally-ranked Clemson ... Drew a career-high two walks in a non-conference game against East Tennessee ... Scored four runs on the year.

DE GRAAF BIO CONTINUED PAGE 10

2008 CATAMOUNT BASEBALL


II-TIME SOUTHERN CONFERENCE REGULAR SEASON CHAMPION ♦ 9-TIME SOUTHERN CONFERENCE TOURNAMENT CHAMPION

II NCAA APPEARANCES: 1985, 1986, 1987, 1988, 1989, 1992, 1993, 1994, 1997, 2003, 2007

DE GRAAF BIO CONTINUED


PRIOR TO WESTERN: Batted .408 with two home runs and 22 RBI as senior, earning second team South Fulton County All-Area honors ... Was additionally tabbed Pace's Offensive MVP ... As a junior, batted .357 with two home runs.

PERSONAL: Born Dylan Glenn de Graaf in Cartersville, Ga. ... Son of Glenn and Jenny de Graaf.



DE GRAAF'S CAREER STATISTICS

Year	G-GS	AVG	AB	R	H	2B	3B	HR	RBI	TB	BB	SO	SB-SBA
2007	15-4	.154	13	4	2	1	0	0	0	3	2	7	0-0



Brent GREER

6-1, 180 lbs., So., R/R – SS
Manassas, Va.
Osborn HS


2007: Saw extensive action as a freshman, playing in a total of 50 games with 48 starts at shortstop ... Finished the year with a .269 batting average in 171 plate appearances ... Had 13 doubles and 21 RBIs ... In the field, he amassed a .959 fielding percentage ... After the season, played with fellow Catamounts Jason Haynes and Daniel Ottono on the Fauquier Gators of the Valley League ... Batted .213 in 35 games, all of which he was the starter.

PRIOR TO WESTERN: Tabbed second team All-State, as well as first team All-District and All-Region as a senior ... Batted .405 with nine doubles, nine stolen bases, three home runs and 26 RBI ... Led Osborn to a 22-2 record as well as district and regional championships ... Missed most of his junior season with a broken wrist, getting back for the end of the year as Osborn reached the state championship, falling there 9-8 in 12 innings ... Was a first team All-District pick as a sophomore, batting .333 with five doubles.

PERSONAL: Born Brent Douglas Greer in Abingdon, Va. ... Son of Johnny and Tonya Greer.

GREER'S CAREER STATISTICS

Year	G-GS	AVG	AB	R	H	2B	3B	HR	RBI	TB	BB	SO	SB-SBA
2007	50-48	.269	171	31	46	13	1	3	21	70	14	38	3-3



#8 Brent GREER



Mitchell HATLEY

6-0, 170 lbs., Jr., R/R – INF
Mt. Pleasant, N.C.
Mt. Pleasant HS

2007: Continued his growth in his sophomore year, playing in 32 games including 15 starts in the infield ... Batted .254 on the season with two doubles in 59 at bats ... Drove in his single-season, career-best eight runs while also drawing a career-high eight HBP ... Over the summer months, played for the Tennessee Tornado of the Southern Collegiate Baseball League with WCU teammates Andy John and Bryan Corbett.

2006: Played in 28 games, making 18 starts for the Catamounts during his freshman season ... Made his first appearance in a pinch hit role against UNC Asheville on Feb. 28 ... His first career start came at Appalachian State on March 31 ... Went 1-for-4 with a strikeout and four assists in the field in his debut in the starting lineup ... In 64 at bats last season, recorded 11 hits, including a pair of doubles, and accounted for 10 runs including four scored and six RBI ... Finished with a seasonal batting average of .172 and a .203 slugging percentage.

PRIOR TO WESTERN: Selected first team All-Rocky River Conference in football ... Named Charlotte Observer High School Male Athlete of the Year for Mt. Pleasant High School.

PERSONAL: Born Mitchell Wayne Hatley in Concord, N.C. ... Son of Wayne and Tamera Hatley.



HATLEY'S CAREER STATISTICS

Year	G-GS	AVG	AB	R	H	2B	3B	HR	RBI	TB	BB	SO	SB-SBA
2006	28-18	.172	64	4	11	2	0	0	6	13	1	18	0-0
2007	32-15	.254	59	11	15	2	0	0	8	17	5	12	4-5
Total	60-33	.236	123	15	29	4	0	0	14	30	6	30	4-5



Jason HAYNES

5-8, 165 lbs., Sr., R/R – 2B
Fort Mill, S.C.
Fort Mill HS

2007: Played in 36 contests, making 20 starts ... Hit .260 with 19 hits, including a career-best two doubles in 73 at bats ... Went a season-best 4-for-4 against UNC Asheville on April 10, establishing a season-high for hits in a game ... Had a five-game hitting streak in mid-March that raised his batting average over 50 points ... Spent his summer with fellow Catamount Brent Greer on the Fauquier Gators of the Valley League, batting .280 while starting 42 of the 44 games in which he played ... Totaled 54 put outs and 73 assists in the field for the season.

2006: Appeared in 47 games, making 34 starts ... In 117 at bats, tallied 26 hits including a triple against Furman in the opening round of the Southern Conference tournament and two home runs (versus Clemson at home on April 11 and against Georgia Southern in the SoCon Tourney on May 26) ... Recorded 71 assists in the field with an .890 fielding percentage ... Tallied seven multi-hit games, including a career-high tying 3-for-4 outing against Furman in the regular season-ending series ... Also scored two runs in a game four times ... Longest consecutive hitting streak was three games accomplished twice during the season.

2008 CATAMOUNT BASEBALL

II-TIME SOUTHERN CONFERENCE REGULAR SEASON CHAMPION ♦ 9-TIME SOUTHERN CONFERENCE TOURNAMENT CHAMPION

II NCAA APPEARANCES: 1985, 1986, 1987, 1988, 1989, 1992, 1993, 1994, 1997, 2003, 2007



#1 Jason HAYNES

2005: Batted .417 in his first 12 at bats of the season ... Delivered a pinch-hit RBI single in the 12th inning to drive in the winning run versus New Mexico ... Was 1-for-1 with two RBI at #18 College of Charleston ... Had a 3-for-4 performance with a run scored in a 10-9 win over The Citadel ... Went 1-for-3 as the starting second baseman in WCU's win over top-ranked Georgia Tech ... Got a key RBI walk at Davidson and an RBI sacrifice fly versus UNC Asheville, both one-run victories ... As a pinch runner, scored the game-winning run versus Charleston Southern.

PRIOR TO WESTERN: Helped Fort Mill win the Hawaiian Tropic Classic, played in Myrtle Beach, S.C., during his senior year ... Batted .308 as a senior, earning his team's Best Defensive Player award, and batted .370 as a junior ... Led Fort Mill to consecutive Region 3 4A championships in 2002 and '03 ... Fort Mill was state champion in 2002, ranking 20th in the USA Today high school poll ... Played for the On-Deck O's summer league team, placing third in the 2003 World Wood Bat Championship.

PERSONAL: Born Jason Daniel Haynes in Fort Mill, S.C. ... Son of Daniel and Peggy Haynes.

HAYNE'S CAREER STATISTICS

Year	G-GS	AVG	AB	R	H	2B	3B	HR	RBI	TB	BB	SO	SB-SBA
2005	27-7	.250	28	8	7	1	0	0	7	8	3	12	2-2
2006	47-34	.222	117	20	26	0	1	2	10	34	10	26	6-9
2007	36-20	.260	73	10	19	2	0	0	8	21	7	10	5-9
Total	110-61	.239	218	38	52	3	1	2	25	63	20	48	13-20



Andy JOHN

5-11, 185 lbs., Jr., L/R – OF
Raleigh, N.C.
Leesville Road HS

2007: Made an appearance in 31 games, starting nine of those...Rang up 13 hits in 53 at bats, for a .245 average...Had six RBI on the year...Longest consecutive hit streak was 3 games in mid

March...Went a season-best 2-for-4 with a home run May 6 at Appalachian State...Played for the Tennessee Tornado of the Southern Collegiate Baseball League with WCU teammates Mitchell Hately and Bryan Corbett...Played in 17 games...Amassed a .944 fielding percentage with 15 put outs and 2 assists in the field.

2006: Appeared in 26 games as a freshman, making 11 starts ... In 49 at bats, tallied 11 hits, including four doubles to hit .224 ... Was a perfect 3-for-3 in the stolen base department ... Enters this season with two multiple-RBI games ... Career-best performance came at home against UNC Greensboro after going 3-for-4 with a run




scored and an RBI ... Longest consecutive hit streak is four games spanning early March of 2006.

PRIOR TO WESTERN: A two-sport star at Leesville Road HS, excelling in both baseball and football ... Batted .412 as a senior ... Holds three school records, including most triples in a season, most triples in a career and most runs scored in a game ... Named Leesville's Most Valuable Defensive Player for football as a senior ... Four time Honor Roll selection and member of the National Honor Society.

PERSONAL: Born Joseph Andrew John II in Greensboro, N.C. ... Son on Joe and Evelyn John...Has a brother, Joe, and a sister, Stephanie (Steffi).

JOHN'S CAREER STATISTICS

Year	G-GS	AVG	AB	R	H	2B	3B	HR	RBI	TB	BB	SO	SB-SBA
2006	26-11	.224	49	6	11	4	0	0	7	15	3	18	3-3
2007	38-9	.245	53	8	13	1	0	1	6	17	3	8	1-1
Total	64-20	.235	102	14	24	5	0	1	13	32	6	26	4-4



Tyler KIRKPATRICK

6-0, 205 lbs., So., R/R – INF
Charlotte, N.C.
Charlotte Christian School

2007: Started 10 of the 28 games he appeared in as a true freshman ... Finished the season with a .209 batting average, including four doubles and nine RBI ... Recorded his first career hit against Columbia in a game in which he also scored the first run of his Catamount career ... Connected on his only home run of the season in the second game of the Columbia series to drive home a career-high three runs ... Had a season-high two hits against The Citadel, going a perfect 2-for-2 with a pair of doubles and two RBI ... Spent the summer playing with Catamount teammate Reid Rollison on the Gastonia Grizzlies of the Coastal Plain League ... Made 28 starts and 30 appearances on the season, batting .151 with three homr runs and nine RBIs ... Defensively, made 31 put outs with 60 assists for a fielding perenitage of .958

PRIOR TO WESTERN: ... Named first team North Carolina Independent School Athletic Association 3A All-State as both a senior and junior ... Tabbed second team All-Mecklenburg County by the Charlotte Observer after his junior season ... Rated 31st by IMPACT BASEBALL.com on the North Carolina top 50 prospects list ... Led Charlotte Christian to back-to-back state championships in 2005 and '06 ... As a sophomore, played at Independence High, who was state runner-up.

PERSONAL: Born Michael Tyler Kirkpatrick in Charlotte, N.C. ... Son of Marty Kirkpatrick and Karen Harvey.




KIRKPATRICK'S CAREER STATISTICS

Year	G-GS	AVG	AB	R	H	2B	3B	HR	RBI	TB	BB	SO	SB-SBA
2007	28-10	.209	43	6	9	4	0	1	9	16	6	10	0-0

2008 CATAMOUNT BASEBALL

II-TIME SOUTHERN CONFERENCE REGULAR SEASON CHAMPION ♦ 9-TIME SOUTHERN CONFERENCE TOURNAMENT CHAMPION

II NCAA APPEARANCES: 1985, 1986, 1987, 1988, 1989, 1992, 1993, 1994, 1997, 2003, 2007



Nick LILES

6-2, 175 lbs., So., R/R – 2B/3B

Laurinburg, N.C.

Scotland County HS

Named pre-season **Second Team All-Southern Conference** by the league's coaches at third base.


2007: Was a productive member of the WCU team as a freshman ... Started 59 of the 60 games in which he played ... Finished the year with a .335 batting average, good for fifth on the team ... Started his college career with a six-game hitting streak in his first six collegiate games, and continued that streak with hits in 18 of his first 19 games ... Walked 27 times and had 11 doubles ... Was **named to the Chapel Hill Regional All-Tournament team**, where he recorded three base hits on the weekend, including a two RBI double to help spark a four-run inning in the final game against host North Carolina ... Over the summer, he teamed with future Catamount J.C. Lyons on the Florence Red Wolves of the Coastal Plains League ... There he continued his success, starting all 47 games and batting .317 with 27 runs scored ... In the field, he finished the year with a .921 fielding percentage, including 119 assists and 90 put outs.

PRIOR TO WESTERN: Drafted 2006 MLB Draft, 29th Round (pick 866) by the San Francisco Giants ... Led Scotland HS to the 2006 4A State Championship ... He had three hits in the championship game as the Scots defeated South Caldwell 10-5 and posted a 29-4 record for the season ... An **IMPACT BASEBALL.com** North Carolina Player of the Year candidate, batted .477 with 15 doubles, two home runs and 40 RBI ... Prior to his senior season, he was rated 18th by **IMPACT BASEBALL.com** on the North Carolina top 50 prospects ... As a junior, batted .357 with 19 RBI, 26 runs and six stolen bases ... A participant in the North Carolina State Games, Liles went 7-for-12 at the plate with a home run, double and triple. As a sophomore, he batted .359 with 37 runs scored and a .516 on-base percentage ... Led Scotland County to the 2004 and '05 M-SEC Conference Championship.


PERSONAL: Born Steven Nicholas Liles in Moore County, N.C. ... Son of Steve and Becky Liles.

LILES' CAREER STATISTICS

Year	G-GS	AVG	AB	R	H	2B	3B	HR	RBI	TB	BB	SO	SB-SBA
2007	60-59	.335	227	43	76	11	1	2	41	95	27	22	5-7



#9 Nick LILES



Corey MARTIN

6-3, 175 lbs., Jr., R/R – RHP

Yadkinville, N.C.

Forbush HS

2007: Made 19 appearances for the Catamounts, including receiving nine starting nods ... Opened the season coming out of the bullpen, but solidified the Sunday starter position by the middle of the season, starting eight of his last nine appearances ... Posted an overall record of 5-3, tying for the third most wins on the team ... Struck out 37 batters in 59.1 innings pitched on the season ... Allowed only 14 walks and five home runs the entire year ... Recorded a season and career-high eight strikeouts in the regular season finale against Georgia Southern ... In his inaugural start on the season, pitched six shutout innings, striking out two and only allowing one hit for the game in a home win over The Citadel ... Threw a career-high 6.0 innings twice during his second season on the hill ... Picked up his lone save in the second game of the season, when he came in and threw three innings of relief in a WCU win against East Tennessee.

2006: Tossed 26.2 innings in 18 appearances, making four starts with an 8.78 ERA ... Walked 19 and struck out 14 as a true freshman ... Longest outing was three innings in a starting role against Kennesaw State ... Struck out a career-best three against Princeton ... Is expected to be a contributor in 2007.

PRIOR TO WESTERN: Named All-Mountain Valley 2A Conference, as well as all-tournament at the conference championship ... Posted a 6-1 record in 45.1 innings with 70 strikeouts ... Hit 86-88 mph on the mound during the 2004 State Games ... Was also the starting pitcher for the West team at the State Games and got the win ... As a junior, tallied 74 strikeouts in 54 innings pitched ... Also ran cross country and played basketball.

PERSONAL: Born Corey Thomas Martin in Yadkinville, N.C. ... Son of Phil and Theresa Martin ... Received a North Carolina Teaching Fellows scholarship.



MARTIN'S CAREER STATISTICS

Year	W-L	ERA	G	GS	CG	SHO	Sv	IP	H	R	ER	BB	SO
2006	0-0	8.78	18	4	0	0	0	26.2	42	29	26	19	14
2007	5-3	5.16	19	9	0	0	1	59.1	72	37	34	14	37
Total	5-3	5.91	37	13	0	0	1	86.0	114	66	60	33	51



Chris MASTERS

6-1, 210 lbs., So., L/L – LHP

Marietta, Ga.

Kennesaw Mountain HS

Selected as a member of the pre-season **All-Southern Conference Second Team** as a relief pitcher by both the league's coaches and the SoCon Sports Media Association.

2007: Worked as both a mid-week starter and a strong set-up reliever during his freshman campaign ... Ended the season with a record of 5-2, tied for third best on the team ... Pitched 54.1 innings in 31 appearances, with four games started ... His 62 strikeouts were good for second-best on the team for the season ... Boasted the lowest ERA among the relievers at 3.31 ... During the season, worked 15-consecutive innings of scoreless relief, including 21 strikeouts ... Had a career-long outing of six innings against East Tennessee State, in a game where he also set a career-high with

2008 CATAMOUNT BASEBALL

II-TIME SOUTHERN CONFERENCE REGULAR SEASON CHAMPION ♦ 9-TIME SOUTHERN CONFERENCE TOURNAMENT CHAMPION

II NCAA APPEARANCES: 1985, 1986, 1987, 1988, 1989, 1992, 1993, 1994, 1997, 2003, 2007



five strikeouts in the performance ... Was named the Southern Conference Pitcher of the Week for the week of April 30, in which he made two appearances totaling 5.1 innings, allowing two singles and striking out six batters ... Played for the New Market Rebels of the Valley League over the summer with WCU teammate, Barrett Shaft ... Made seven appearances for the Rebels, racking up a 2-2 record and a 2.59 ERA ... Pitched a total of 41.2 innings, allowing opposing batters to only hit .182 ... Earned the Valley League's Pitcher of the Week honor on June 19 after striking out a league-leading 22 batters in 12 innings pitched, while scattering 10 hits – only one for extra bases – and walking just three ... For the summer, Struck out 58 and walked 15 for an impressive 3.9-to-1 strikeout/walk ratio.

PRIOR TO WESTERN: Selected to go to Turner Field for the Braves 400 Club, which is an organization that honors the top 18 metro Atlanta high school baseball all-stars ... Tabbed as one of the top eight pitchers in the state of Georgia ... A two-time, first team All-Cobb County selection by the Atlanta Journal-Constitution and Marietta Daily Journal ... A member of the Team Georgia as a junior and senior, earning all-tournament at the event as a senior ... Set school records for career wins (23) and strikeouts, getting 106 in 52 innings as a senior and 242 in his career ... As a junior, posted a 6-1 record with a 2.55 ERA, leading Kennesaw to the Georgia AAAAA semifinals and a 28-7 record ... Went 5-2 with a 2.91 ERA as a sophomore.

PERSONAL: Born Christopher Byron Masters in Rocky Mount, N.C. ... Son of John and Wanda Masters.

MASTERS' CAREER STATISTICS

Year	W-L	ERA	G	GS	CG	SHO	Sv	IP	H	R	ER	BB	SO
2007	5-2	3.31	31	4	0	0	1	54.1	52	31	20	33	62



Blake MURPHY

6-1, 215 lbs., Sr., R/R – C
Waynesville, N.C.
Tuscola HS

Named preseason First Team All-Southern Conference by both the league's coaches and the SoCon Sports Media Association ... Selected to the second team 2008 Louisville Slugger pre-season All-American baseball team as selected by Collegiate Baseball newspaper ... Named to the 2008 Brooks Wallace Player of the Year Award Watch List by the College Baseball Foundation ... Was named the "best defensive catcher in the SoCon", and was also a unanimous selection as one of the "top three power hitters in the SoCon" as selected by SoCon coaches profiled on College Baseball Insider's conference preview One of just 36 NCAA catchers named on the official watch list for the 2008 Johnny Bench Award.

2007: Garnered First Team All-Southern Conference honors ... Hit a career-best .367 on the year, good for third best on the team and top 10 in the conference ... His 52 walks led the SoCon ... Was also third in triples (16), fourth in RBI (66) and fifth in total bases (151) ... Was named the Louisville Slugger National Player of the Week by Collegiate Baseball Newspaper the week of May 15 after an unprecedented stretch in which he hit .556 over five games with six home runs, 12 RBIs, 16 runs, 29 total bases and a 1.611 slugging percentage in one of the most prolific offensive weeks in WCU history ... After the successes of the regular season, joined Drew Saberhagen on the Alexandria Beetles of the Northwoods League ... In 43 games, went 22-for-134 at the plate with two home runs ... Named preseason All-Southern Conference as selected by SEBaseball.com ... Was recognized in preseason publications by both Collegiate Baseball and PGCCrosschecker.com ... Johnny Bench Award Candidate

2006: Had an all-around solid season, hitting a then career-best .316 (68-of-215) with 17 doubles, four triples and 10 home runs ... His four triples ranked fourth while his 17

doubles were ninth in the SoCon ... Drove in 59 runs to rank fourth in the SoCon, while his 1.02 RBI per game average ranked third ... Recorded 17 multiple hit and 17 multi-RBI games, twice driving in six in a single-game ... Named the SoCon Baseball Player of the Month in March ... Was one-hit shy of tying the school record for hits in a single-game with a perfect 5-for-5 outing, including three doubles which did tie the school mark, against Georgia Southern in the SoCon tournament ... the five hits tied a conference tourney record ... Also swiped 12-of-14 bags in '06 ... Was named to the second team All-Southern Conference ... Defensively behind the plate, threw out 24-of-73 (32.9-percent) would-be base stealers.

2005: Played in the prestigious Cape Cod Baseball League in the summer of 2005 ... Had a good start to 2005, then suffered through a tough slump, going 3-for-49 (.061) from Feb. 27-Apr. 15 to bat just .223 for the season ... However, hit .351 (20-for-57) with two doubles and two home runs over the final 18 games of the season ... Threw out nine of the last 13 runners trying to steal ... For the season, threw out 14-of-35 (40 percent) would-be base stealers and WCU led the SoCon by throwing out 37 on the season ... As WCU went 8-1 over its final nine SoCon games, Murphy batted .304 with two home runs and seven runs scored ... Had a hit in 11 of his last 12 games, batting .326 (14-for-43) over the span, which included a career-long seven-game hitting streak ... Went 2-for-4 and had a walk-off, game-winning RBI single in the bottom of the ninth to give WCU a 6-5 win over Charleston Southern.

2004: Took a medical redshirt after only playing six games early in the season before missing the remainder of the year ... Was impressive in those six games, batting .296 with four of his eight hits going for extra bases (two doubles and two home runs) and tallying 11 RBI in 27 at bats ... In his first collegiate action (versus Wright State), was 2-for-4 with two home runs and six RBI ... Second blast was the first homer to clear the 14-foot section of the "Purple Monster."

PRIOR TO WESTERN: Rated the 14th-best catcher in the nation as listed by Baseball America ... Turned down fifth round and ninth round offers, but was later drafted in the 37th round by the New York Yankees ... First team All-State honoree and was Mountain Athletic Conference Player of the Year as a senior ... Tabbed the Asheville Citizen-Times Western North Carolina Player of the Year ... As a senior, batted .452 with a nine home runs, 33 runs scored and 37 RBI ... A two time All-MAC selection ... Batted .397 with eight HR and 32 RBI as a junior ... Tuscola's Offensive Player of the Year his junior and senior years and Defensive Player of the Year during his freshman campaign ... Played in the North Carolina/South Carolina All-Star challenge, played in the North Carolina State Games, earning a bronze medal and participated in the East Coast Professional Showcase ... Finished his high school career with 18 home runs, 77 runs batted in and a slugging percentage of .784.

PERSONAL: Born Blake Weston Murphy in Tuscon, Ariz. ... Son of Jeff and Melonie Murphy.

MURPHY'S CAREER STATISTICS

Year	G-GS	AVG	AB	R	H	2B	3B	HR	RBI	TB	BB	SO	SB-SBA
2004*	6-5	.296	27	6	8	2	0	2	11	16	2	5	0-0
2005	40-31	.223	121	18	27	3	1	3	12	41	12	40	0-0
2006	58-58	.316	215	39	68	17	4	10	59	123	29	58	12-14
2007	61-61	.367	221	73	81	20	1	16	66	151	52	45	7-8
Totals	165-155	.315	584	136	184	42	5	31	148	331	95	148	19-22

* – Took a medical redshirt in 2004




#5 Blake MURPHY

2008 CATAMOUNT BASEBALL

II-TIME SOUTHERN CONFERENCE REGULAR SEASON CHAMPION ♦ 9-TIME SOUTHERN CONFERENCE TOURNAMENT CHAMPION

II NCAA APPEARANCES: 1985, 1986, 1987, 1988, 1989, 1992, 1993, 1994, 1997, 2003, 2007



Daniel OTTONE

6-4, 235 lbs., So., R/R – RHP
Cary, N.C.
Athens Drive HS

2007: Took the mound 13 times as a freshman, pitching 17.2 innings on the year all in relief ... Struck out 11 batters ... Proved to be a quality reliever in times of need for the Catamounts ... Had a season-high three strikeouts in a game,

occurring three different times ... Joined the Catamount contingent on the Fauquier Gators of the Valley League during the summer, becoming the third WCU player on the team ... Made 13 appearances for 17.2 innings for the Gators, mirroring his regular season workload ... Had 25 strikeouts ... Finished 4th on the team with a 2.04 ERA, allowing opposing batters to hit only .157 for the summer.

PRIOR TO WESTERN: As a junior, named first team 2005 North Carolina Baseball Coaches Association 4A All-State ... Had an elbow injury as a senior ... Despite that, batted .320 with three home runs and 20 RBI to earn All-Tri-Seven Conference honors ... As a junior, was tabbed Tri-Seven Conference Player of the Year after batting .447 with nine doubles, six home runs and 41 RBI ... On the mound, posted a 7-1 record and a 1.91 ERA ... As a sophomore won the first of three All-Conference honors ... Batted .350 and went 7-1 on the mound with a 1.99 ERA ... For his career, struck out 78 batters in 78 innings ... Also a three-time Academic All-Conference honoree.

PERSONAL: Born Daniel Steven Ottone in Middletown, N.Y. ... Son of Steve and Janet Ottone.

OTTONE'S CAREER STATISTICS

Year	W-L	ERA	G	GS	CG	SHO	Sv	IP	H	R	ER	BB	SO
2007	0-0	6.62	13	0	0	0	0	17.2	25	15	13	10	11



Reid ROLLISON

6-2, 195 lbs., So., R/R – 3B/OF
Charlotte, N.C.
South Mecklenburg HS

2007: Played in 15 games as a freshman...had 10 at bats and scored a pair of runs...finished the year with a .833 fielding average at third base...Over the summer months, stayed close to home playing for the Gastonia

Grizzlies of the Coastal Plains League...He started 40 of the 45 games played, with 37 hits in 145 at bats for a batting average of .253...Also had seven doubles on the season...In addition, made two appearances on the mound, not allowing a hit in three innings of relief work.

PRIOR TO WESTERN: Batted .350 for the season with 13 doubles and three home runs with 28 RBI and eight stolen bases ... Went 3-for-4 with three RBI in game one of the 2006 NCHSAA 4-A Western Regional's as South Mecklenburg defeated West Forsyth ... A 2006 North Carolina State Games



participant ... Was an All-Southwestern 4A selection as a junior, batting .380 with 15 doubles, two home runs, 32 RBI and seven stolen bases ... Led South Meck to a 28-6 record, conference and region championships and the state finals.

PERSONAL: Born Rembert Reid Rollison in Charlotte, N.C. ... Son of Mark and Donna Rollison.

ROLLISON'S CAREER STATISTICS

Year	G-GS	AVG	AB	R	H	2B	3B	HR	RBI	TB	BB	SO	SB-SBA
2007	15-0	.100	10	2	1	0	0	0	0	1	1	3	0-0



Drew SABERHAGEN

6-2, 195 lbs., R-Jr., L/L – LHP
Calabasas, Calif.

Pepperdine Univ. / Calabasas HS

Named to the pre-season All-Southern Conference First Team as a starting pitcher by both the league's coaches and the SoCon Sports Media Association ... Tabbed as one of the "top three starting pitchers" in the SoCon as selected

by the league's coaches and profiled by College Baseball Insider.

2007: Had a breakout year in first season with the Catamounts ... Named to the All-Southern Conference first team after a season where he led the conference in ERA (2.87) and was fourth in wins (9) ... Pitched 106.2 innings in 16 appearances, never having an outing of less than six innings pitched ... Totaled 42 strikeouts on the year, with a career-high of six coming against Georgia Southern on May 18 ... After losing his opening effort, was able to recover and begin a streak of nine-consecutive starts without a loss ... Led the team in ERA, wins and strikeouts ... Opponents batted only .280 against him throughout the season ... Was a member of the Chapel Hill Regional All-Tournament team ... After the 2007 season, played for the Alexandria Beetles in the Northwoods Summer Collegiate League ... In nine appearances on the mound, tallied a 4-2 record with a 4.24 ERA.

2006: Summer after 2006 season, played for the Alexandria Beetles in the Northwoods Summer Collegiate League for the second consecutive season ... Named to the 2006 Northwoods All-Star team ... Was 4-1 on the mound with a 2.68 ERA in 12 appearances (10 starts) ... In 2005, 4-1 with a 3.57 ERA in 19 games.



#31 Drew SABERHAGEN

2008 CATAMOUNT BASEBALL

II-TIME SOUTHERN CONFERENCE REGULAR SEASON CHAMPION ♦ 9-TIME SOUTHERN CONFERENCE TOURNAMENT CHAMPION

II NCAA APPEARANCES: 1985, 1986, 1987, 1988, 1989, 1992, 1993, 1994, 1997, 2003, 2007

PRIOR TO WESTERN: Spent two seasons at Pepperdine ... Did not see action in 2006 ... As a freshman, part of a Pepperdine recruiting class that was ranked seventh nationally by Baseball America ... Made five appearances as a freshman, all in relief, and went 0-1 with a 14.29 ERA ... Pitched 5.2 innings, allowed 13 hits, 10 runs (nine earned), walked two and struck out two ... Made collegiate debut versus UC Santa Barbara and allowed one hit in 0.1 inning ... Struck out a career-high two batters in one inning at Houston ... Worked a career-high two innings at San Diego.

At Calabasas HS: A 38th-round selection of the Oakland A's in 2004 Major League Baseball First Year Player Draft ... Concluded career third on Calabasas' all-time home run list (19) and RBI list (98) while ranking among the top 10 in runs, batting average and strikeout-to-walk ratio (9:1) ... Batted .408 with eight home runs and posted a 6-3 record in the mound with a 1.94 ERA as a senior ... As a junior, batted .412 with six home runs while going 4-2 on the mound with a 2.08 ERA ... A two-time All-Marmonte League, All-Ventura County and All-CIF selection ... Named Calabasas High's 2004 "Athlete of the Year."

PERSONAL: Born Drew William Saberhagen in Kansas City, Mo. ... Son of Bret Saberhagen and Janeane Minnan ... His father, Bret, played in the major leagues with the Kansas City Royals, New York Mets, Colorado Rockies and Boston Red Sox ... He was a two-time Cy Young Award winner, a three-time All-Star and went 2-0 on the mound as the Royals defeated the Cardinals in the 1985 World Series.

SABERHAGEN'S CAREER STATISTICS

Year	W-L	ERA	G	GS	CG	SHO	Sv	IP	H	R	ER	BB	SO
2005*	0-1	14.29	5	0	0	0	0	5.2	13	10	9	2	2
2007	9-1	2.87	16	16	0	0	0	106.2	114	39	34	18	42
Total	9-2	3.53	21	16	0	0	0	112.2	127	49	44	20	44

* — As a freshman at Pepperdine Univ.



#33 Tyler SEXTON

PRIOR TO WESTERN: In 2005 at Campbell, went 0-6 with a save and an 8.43 ERA in 52.1 innings over 19 appearances on the mound ... Started six games on the year, including four of his first six games ... Got the ball for the season opener and got a no-decision after working 4.0 innings against N.C. State ... Pitched 3.0 shutout innings at Mercer to earn his first collegiate save ... Worked 4.1 shutout innings and struck out a career-high six in relief at Liscomb ... Had most productive start pitching 6.1 innings and allowing two earned runs on six hits and striking out five in the season finale against Belmont ... Had six outings of four-plus strikeouts and seven appearances of three or more innings pitched ... Redshirted as a true freshman in 2004 but not before making two appearances on the mound.

HIGH SCHOOL: Was a three-year letter winner at T. W. Andrews HS ... A two-time All-Conference selection ... Earned All-State honors as a senior after posting a 7-1 record on the mound and batting .509 at the plate ... Opponents hit just .153 and had a 1.33 ERA during his senior campaign ... Notched six victories as a junior, while striking out 80 batters.

PERSONAL: Born Tyler Steven Sexton in High Point, N.C. ... Son of Steve and Susan Sexton.

SEXTON'S CAREER STATISTICS

Year	W-L	ERA	G	GS	CG	SHO	Sv	IP	H	R	ER	BB	SO
2004* ^	0-1	17.47	4	2	0	0	0	5.2	11	14	11	10	3
2005*	0-6	8.43	19	6	0	0	1	52.1	76	58	49	45	37
2006	8-6	4.04	16	15	0	0	0	91.1	115	59	41	13	79
2007	8-3	4.45	18	16	2	1	1	99.0	110	60	49	34	83
Totals	16-16	5.44	57	39	2	1	2	248.1	312	191	150	102	202

* — Stats from the Campbell University

^ — Granted a medical redshirt



Tyler SEXTON

6-4, 190 lbs., Sr., L/L – LHP
High Point, N.C.

Campbell Univ. / Andrews HS


Named to the pre-season All-Southern Conference Second Team as a starting pitcher by both the league's coaches and the SoCon Sports Media Association ... Was tabbed as one of the "top three starting pitchers" in the SoCon as selected by the league's coaches and profiled by College Baseball Insider.

2007: Continued his successes after transferring from Campbell ... Opened the year with six-consecutive starts without a loss ... Ended the year with an 8-3 record in 18 appearances, 16 of those as a starter ... Threw a single-season, career-best 99.0 innings on the year ... His eight wins were good for fifth in the SoCon ... Led the team with 83 strikeouts, also finishing in fifth in the conference in that category ... Had a season-high 11 strikeouts on March 30 in a game against The Citadel in an eight-inning win ... Threw his first career complete game when he shut out Appalachian State on May 4th ... That same week was named the Southern Conference Pitcher of the Week ... Was a two-time Southern Conference TIAA-CREF Student-Athlete of the Week ... Earned the distinction of being named to the First Team ESPN The Magazine Academic All-District III team, which put him on the national ballot for Academic All-America ... Mentioned as a "Player to Watch" by Collegiate Baseball and was listed as a candidate for Southern Conference Pitcher of the Year by PGCrosschecker.com ... Named to the preseason second team All-Southern Conference by the league's head coaches.

2006: Showed an amazing turnaround after transferring from Campbell after two seasons ... Won eight of his 16 appearances, 15 coming in a starting role ... Tossed 91.1 innings, walking just 13 with 79 strikeouts with a 4.40 earned run average, which ranked fourth in the Southern Conference ... His eight wins were tied for seventh-most in the league and 79 strikeouts ranked 10th ... Longest outing was a career-best, eight-inning, 6-1, WCU victory over Elon where he struck out a career-high 11 ... More impressively, of his 11 K's, six came in the sixth, seventh and eighth innings after sitting through an hour and a half rain/lightening delay, including three K's looking ... Scattered seven hits (only one extra base hit) over his eight innings and surrendered one run while walking one ... Was named SoCon Pitcher of the Week following that performance.

Barrett SHAFT

5-9, 180 lbs., Sr., L/L – OF
Lilburn, Ga.
Parkview HS



Was selected as a preseason First Team All-Southern Conference member by the league's coaches and Second Team All-Southern Conference by the SoCon Sports Media Association ... Named to the 2008 Brooks Wallace Player of the Year Award Watch List by the College Baseball Foundation.

2007: Continued his offensive prowess from the previous season with a .376 batting average, good for second on the team and ninth in the conference ... Started all 60 games in which he appeared ... His 96 hits were the third most in the SoCon ... Had

SHAFT BIO CONTINUED PAGE 16

2008 CATAMOUNT BASEBALL

II-TIME SOUTHERN CONFERENCE REGULAR SEASON CHAMPION ♦ 9-TIME SOUTHERN CONFERENCE TOURNAMENT CHAMPION

II NCAA APPEARANCES: 1985, 1986, 1987, 1988, 1989, 1992, 1993, 1994, 1997, 2003, 2007

BARRETTSHAFT BIO CONTINUED

seven stolen bases on the season...Also ranked in the conference top ten in on-base percentage, in which he was 9th with a .452 percentage, and 5th in fielding percentage at .993, showing his abilities are not confined to the plate...Was named the Southern Conference Player of the Week for the week of April 2, following a four game series in which he hit .588 and was accountable for 12 total runs, five scored and seven driven in...Named to the preseason All-Southern Conference second team as selected by the league's head coaches ... Also tabbed second team All-Southern Conference by the online publication, SEBaseball.com ... Baseball America, in its 2006 preseason issue, listed Shaft as the league's fastest base runner.

2006: Finished the season with a career-best .352 batting average to rank second on the team, posting 86 hits in 244 at bats with 25 walks ... Kept his batting average above the .300 mark over the final 42 games of the season - reached a low of .300 and a high of .352 during that same span ... Led the SoCon with 68 runs scored ... Ranked 30th in the nation in runs scored per game, averaging 1.15 ... Tallied 23 multiple hit games including racking up three-or-more hits on nine separate occasions ... Ended the season with a 19-game hitting streak and had posted a hit in 24 of his last 25 games played ... During the 19-game streak, tallied two-or-more hits nine times ... Hit .423 with 10 doubles over those last 25 games, raising his batting average 52 points over that same span ... Hit .500 (29-of-58) as the lead-off hitter and was .398 (47-of-118) with runners on base ... Was a preseason second team All-SoCon pick by the coaches entering his second season.

2005: Ranked second on the team with a .341 batting average for the season, but batted a team-best .355 in SoCon games ... Ended the season with a seven-game hitting streak, including a 4-for-4 game with four RBI in the series finale versus Elon, batting .458 (11-for-24) over the seven games ... Also had a hit in eight of his last nine games, batting .433 over the span (13-for-30) ... Drew 11 walks and was hit by three pitches for a total of 14 free passes over his last 15 games ... Was only batting .067 (1-for-15) through the first four games ... Went 1-for-7 in WCU's win over New Mexico, which did not seem like much at the time ... However, that started an 11-game hitting streak ... Accounted for five of WCU's 10 runs in a 10-9 win over The Citadel, going 1-for-3 with three RBI and two runs scored ... Was 2-for-6 with a run scored in WCU's win at #1 Georgia Tech ... Had a three-hit game in WCU's 4-3 loss to East Tennessee State, a homer shy of the cycle ... After missing three games due to a stress fracture on his foot, returned to the lineup for the SoCon Tournament, going 2-for-3 in an opening-round win versus The Citadel.

PRIOR TO WESTERN: Named Gwinnett County's Hitter of the Year by the Atlanta Journal-Constitution ... Also tabbed Gwinnett Daily Post Co-Player of the Year ... Batted .487 (three hits shy of .500) with 41 RBI for a Parkview team which advanced to the 5A state semifinals ... Set a school record with 23 stolen bases ... Played for Team Georgia in the Sun Belt Classic ... As a junior, batted .430 ... Led team to a 48-15 record over his final two years, including a 36-11 mark as a senior.

PERSONAL: Born Barrett C. Shaft in Lawrenceville, Ga. ... Son of Norm and Chesie Shaft.

SHAFT'S CAREER STATISTICS

Year	G-GS	AVG	AB	R	H	2B	3B	HR	RBI	TB	BB	SO	SB-SBA
2005	52-52	.341	208	35	71	12	2	3	32	96	24	20	3-9
2006	59-59	.353	244	68	86	17	1	1	37	108	25	24	7-14
2007	60-60	.376	255	55	96	17	1	3	29	124	23	26	7-14
Total	171-171	.358	707	158	253	46	4	7	98	328	72	70	17-37

WESTERN

CAROLINA BASEBALL



#28 Barrett SHAFT

2008 WCU NEWCOMERS




Matt BENEDICT

6-5, 210 lbs., Fr, R/R – RHP
 St. Petersburg, Fla.
 St. Petersburg HS

HIGH SCHOOL: Four-time letterwinner for St. Petersburg HS ... Led team to three Pinellas County Athletic Conference championships, and a number six state ranking as a sophomore ... Named a second team All-Conference performer his final prep season, as well as being a member of the Pinellas County Senior All Star Team ... During the summer, played for the Columbia Angels out of Houston, Texas.

PERSONAL: Full name is Matthew Wayne Benedict ... Son of David and Lourdes Benedict ... Has two younger siblings, Dylan and Marisa.



Brent BERTSCHINGER

6-3, 180 lbs., Fr, R/R – RHP
 Gore, Va.
 James Wood HS


HIGH SCHOOL: As a junior at James Wood HS, posted a 3-3 record with a 1.28 ERA ... Pitched in 38.2 innings with 55 strikeouts ... Threw a no-hitter versus Warren County.

PERSONAL: Full name is Brent Von Bertschinger...Son of Kerry and Cindy Bertschinger...Has two siblings, Brandy and Bridjet.

2008 CATAMOUNT BASEBALL

II-TIME SOUTHERN CONFERENCE REGULAR SEASON CHAMPION ♦ 9-TIME SOUTHERN CONFERENCE TOURNAMENT CHAMPION

II NCAA APPEARANCES: 1985, 1986, 1987, 1988, 1989, 1992, 1993, 1994, 1997, 2003, 2007



Vance CHAVIS

6-3, 175 lbs., Fr, R/L – LHP
Laurinburg, N.C.
Scotland County HS

HIGH SCHOOL: Led his Scotland County HS team to a State Championship win as a junior, becoming only the second team from the school to win a baseball state title ... During his senior season, won the Defensive MVP and the Most Valuable Pitcher awards ... Was named to the All-Mid-Southeastern Conference team after batting .301 with 21 RBIs and seven stolen bases, as well as going 7-3 with a 2.73 ERA and 82 strikeouts on the mound ... Also played three years on the football team, helping the squad reach the second round of the state playoffs as a junior.

PERSONAL: Full name is Ashley Vance Chavis ... Son of Anthony and Cathy Chavis ... Has an older brother, Chris.




Justin CRAWLEY

6-1, 210 lbs., Fr, R/R – C/INF
Bryson City, N.C.
Swain County HS

HIGH SCHOOL: Two time All-Smoky Mountain Conference selection as a junior and a senior ... Sophomore year, was named as an honorable mention All-Conference player ... Batted .369 during his senior season, with eight stolen bases to lead his team to a 22-5 record and the second conference championship in school history ... Was a part of two-consecutive conference runner-up squads the previous seasons ... In addition to his success on the diamond, he was also named the Conference Lineman of the Year in football ... Captained three sports his final prep season, leading the football, basketball, and baseball teams.

PERSONAL: Full name is Justin Lee Crawley ... Son of Paul and Wanda Crawley ... Has two siblings.




Jaime GUTIERREZ

5-7, 175 lbs., Fr, R/R – C/UT
Asheville, N.C.
Asheville HS

HIGH SCHOOL: Was a four-time letterwinner in baseball for Asheville HS ... Batted over .320 in each of his last three prep seasons, including .384 as a junior ... Senior season, he raised his average to .466, including three home runs, on his way to an All-Mountain Athletic Conference selection ... Was named to the second team All-Region 8 squad ... The accolades continued after his senior year with a spot on the honorable mention All-State team.

PERSONAL: Full name is Jaime Gutierrez ... Son of Felix and Maria Gutierrez.



Matt JOHNS

6-0, 170 lbs., Fr, R/R – INF
Stafford, Va.
North Stafford HS

HIGH SCHOOL: During his senior season, batted .417 with three home runs ... Earned All-Commonwealth District team honor to his resume ... As a junior at North Stafford HS, he was a first team All-District both as a shortstop and second team All-Met as a pitcher by the Washington Post ... Added first team All-Area honors

as a utility player ... Batted .426 with four doubles, five home runs and eight stolen bases ... On the mound, he was 7-1 with three saves ... Posted a 3.47 ERA with 61 strikeouts in 49 innings pitched ... As a sophomore, batted .377 with 11 stolen bases ... Was a Commonwealth Games participant.

PERSONAL: Full name is Matthew Theodore Johns ... Son of Tracy and Jan Johns ... Has one younger sibling, Casey.




Brandon JOHNSON

5-11, 200 lbs., Fr, R/R – RHP
Morehead City, N.C.
West Carteret HS

HIGH SCHOOL: Helped West Carteret, who was ranked number one in the state in 2006, to consecutive appearances in the North Carolina High School Athletic Association Class 3A eastern semifinals, and three conference championships in a row...Was a four year letter winner for baseball, and started every game of his prep career...During his senior campaign, went 7-3 with four saves...Had an ERA of 1.20 in 80 innings pitched, with 85 strikeouts and only 10 walks for an astronomical 8.5 K/BB ratio...Batted .313 with 20 RBI and 12 stolen bases to complement his work on the mound...In addition, he was named both the football team's defensive and special teams player of the year as a junior.

PERSONAL: Full name is Brandon Scott Johnson...Son of Bruce and Kim Johnson...Has an older brother, Bruce, who played baseball at Newberry College.



J.C. LYONS

6-1, 210 lbs., Fr, R/R – C/INF
Marietta, Ga.
Young Harris JC / Walton HS

PRIOR TO WESTERN: Transferred to WCU from Young Harris Junior College where he played for former Catamount Alan Beck who was an assistant coach...In 2007, Young Harris went to the JUCO World Series for the first time...Batted .330, 6HR, 30 RBI for the year... In 2006 was named Second Team GJCAA Region XVII All-Conference...Helped Young Harris to a 42-10 record, batting .376 with 15 doubles, 7 HR and 30 RBI. Of his 7 homers, 3 came in one game, tying a school record...This summer, played with fellow Catamount Nick Liles on the Florence Red Wolves of the Coastal Plains League...Started 15 of the 17 games he appeared in, batting .230 with four doubles and seven RBI on the season.

PERSONAL: Born James Christopher Lyons in Cinnaminson, N.J. ... Son of Mike and MaryBeth Lyons.



#22 J.C. LYONS



Ryan MATHEWS

6-4, 190 lbs., Fr, R/R – INF/OF
Orlando, Fla.
Univ. of Florida / Boone HS

PRIOR TO WESTERN: Signed last fall to play at Florida before the Gators went through a coaching change at the end of the 2007 season ... Transferred into WCU prior to the Spring 2008 semester.

HIGH SCHOOL: Earned honorable mention all-state recognition in Class 3A at Boone HS when he was 4-1 on the mound and turned in a stellar batting average of .406 as a first baseman for head coach Pete Post ... Collected All-Central Florida, All-Orange County and All-Metro Conference accolades ... As a sophomore, was a second-team all-state selection after leading the 6A state runner-up squad in hitting (.429), runs batted in (36) and doubles (11) ... On the hill, he sported a 5-1 mark and a 1.05 ERA on his way to first-team All-Central Florida, All-Orange County and All-Metro Conference kudos ... He was also a member of Chet Lemon's Orlando Juice squad that captured the World Wood Bat Association (WWBA) Championship and was part of AAU national title teams in 1999 and 2002 ... 2007 Perfect Game ranked him the #123 prospect in the nation and #36 ranked positional player.



Stephen NOTARO

6-0, 175 lbs., So., R/R – C
Thousand Oaks, Calif.
Pierce College / Westlake HS

PRIOR TO WESTERN: Played as a freshman for the Los Angeles Pierce College Brahmas, a member of the Western States Conference South Division (WSC South) ... Hit .333 last season as a rookie while also catching both games for PC in the California State Tournament ... Was a three-year Big League All-Star, belting a three-run home run in helping Thousand Oaks capture the Section 2 title.

HIGH SCHOOL: Played for California power Westlake High School, where he was a three-year letterwinner ... Batted .400 in 28 games as a senior, with four home runs and 27 RBI.

PERSONAL: Son of Tony and Diana Notaro ... Has one brother, Michael, and one sister, Taylor ... Caught for his brother when the two were in high school ... Michael went on to play collegiate baseball for Fresno State University.



#17 Stephen NOTARO




#14 Garrett OZAR

Garrett OZAR

5-10, 185 lbs., Jr, R/R – RHP
Oak Park, Calif.
El Camino JC / Oak Park HS

PRIOR TO WESTERN: Spent two years at El Camino College...Did not see action freshman year...As a sophomore, set a school record for wins in a season with 11...Overall, went 11-1 on the year, helping lead El Camino to a 31-13 record and a first place finish in the South Coast Conference...Named to the first team All-South Coast team...Named his team's Most Valuable Pitcher for the year...Ended the season with a 3.20 ERA in 98.1 innings of work...Struck out 72 batters and only walked 28 the entire season... **At Oak Park High School:** Was a three-time first-team All-Tri-Valley League honoree, and an honorable mention pick as a freshman...Made the All-Ventura County team as a senior...Three-time team Most Valuable Pitcher award winner...Holds the Oak Park HS career wins record with 29.

PERSONAL: Full name is Garrett Michael Ozar...Son of Harry and Erin Ozar.




Russell ROBERTSON

6-1, 195 lbs., Jr, R/R – C
Eden, N.C.
Guilford College / Morehead HS

PRIOR TO WESTERN: Began his collegiate career at Guilford College ... Appeared in one game as a freshman, getting hit by a pitch in is lone at-bat ... Played at Guilford with the twin brother of current Catamount teammate, Andy John.

HIGH SCHOOL: Lettered three years at Morehead H.S ... Received All-Piedmont Triad 3A Conference honors during his HS career ... Voted team MVP... Led the team in batting average his senior year.

PERSONAL: Son of Bill and Wanda Robertson ... Has one sister, Kelly, who is a student at Western Carolina in the athletic training program.



2008 CATAMOUNT BASEBALL

II-TIME SOUTHERN CONFERENCE REGULAR SEASON CHAMPION ♦ 9-TIME SOUTHERN CONFERENCE TOURNAMENT CHAMPION
II NCAA APPEARANCES: 1985, 1986, 1987, 1988, 1989, 1992, 1993, 1994, 1997, 2003, 2007



Iain SEBASTIAN

6-4, 240 lbs., Jr., R/R – RHP



Columbus, Ga.

Univ. of Georgia / Columbus HS

PRIOR TO WESTERN: Played his first two years as a part of the Georgia Bulldog pitching staff making his collegiate debut in the starting role against Garner-Webb on April 4, 2006 ... In an exhibition game against the Atlanta Braves, posted three strikeouts (Chipper Jones, Brian McCann and Pete Orr) in two innings pitched allowing one run on one hit ... Was a part of the 2006 squad that advanced to Omaha ... In two seasons at Georgia, pitched 23 innings, including 14 relief appearances ... Twice pitched a career-high 2.2 innings as a sophomore.

HIGH SCHOOL: Was a highly recruited prospect out of Columbus HS in Columbus, Ga. ... Posted a 9-3 record and hit seven HRs in helping the Blue Devils to the state title as a senior ... Went unbeaten with a perfect 13-0 record as a junior with a 1.86 ERA, 116 Ks in 79 innings pitched while also hitting .355 ... Selected in the 29th round of the 2005 Major League Baseball draft by the Pittsburgh Pirates.

PERSONAL: Son of John and Amaree Sebastian ... His father, John, was drafted and played two years of professional baseball with the Kansas City Royals organization.



Geoff TURNER

6-2, 205 lbs., Fr., R/R – RHP

Durham, N.C.

C.E. Jordan HS

HIGH SCHOOL: Lettered at C.E. Jordan HS ... Joined the Catamount baseball team as a walk-on pitcher during the fall of 2007.

PERSONAL: Is the son of Nancy and Max Turner.



Mike TAVERNIER

6-0, 190 lbs., Jr., R/R – RHP

Clearwater, Fla.

Hillsborough CC / St. Petersburg Catholic HS

PRIOR TO WESTERN: Played one season for Florida A&M University as a freshman ... Was named to the Freshman All-American team ... Went 6-6 on the season, with an ERA of 3.87 ... Struck out 73 batters in 95 innings of work for the Rattlers ... Named the Mid-Eastern Athletic Conference Rookie of the year, and was an All-MEAC honoree ... **Hillsborough CC:** In one season at Hillsborough, was on the mound for 39 innings on the year, posting a 4-4 record with a save.

PERSONAL: Full name is Mike David Tavernier ... Son of Bob Tavernier and Lisa Langan ... Has five siblings: Jessica, Jessica, Chrystina, Christopher, and Nicholas.



2008 CATAMOUNT BASEBALL

II-TIME SOUTHERN CONFERENCE REGULAR SEASON CHAMPION ♦ 9-TIME SOUTHERN CONFERENCE TOURNAMENT CHAMPION
II NCAA APPEARANCES: 1985, 1986, 1987, 1988, 1989, 1992, 1993, 1994, 1997, 2003, 2007

2008 OPPONENT INFORMATION

APPALACHIAN STATE MOUNTAINEERS

Apr. 18 (5 pm), Apr. 19 (3 pm), Apr. 20 (1 pm)
- Boone, N.C.

Site/Enrollment: Boone, N.C. / 15,000
Founded: 1899
Colors: Black and Gold
Conference: Southern
Stadium: Jim and Betty Smith (2,000)
Head Coach: Chris Pollard
Record at School: 67-99-1 (3 Years)
Overall Record: 207-206-1 (8 Years)
2007 Record: 33-26, 14-13 (4th)
Baseball SID: Mike Flynn
Office Phone: (828) 262-2845
Office Fax: (828) 262-6106
Email: flynmh@appstate.edu
Web Site: www.GoASU.com
Press Box Phone: (828) 265-8664

THE CITADEL BULLDOGS

May 9 (6 pm), May 10 (2 pm), May 11 (1 pm)
- Charleston, S.C.

Site/Enrollment: Charleston, S.C. / 1,900
Founded: 1842
Colors: Citadel Blue and White
Conference: Southern
Stadium: Joseph P. Riley, Jr. Park (6,000)
Head Coach: Fred Jordan
Record at School: 558-400 (16 Years)
Overall Record: Same
2007 Record: 34-27, 12-15 (7th)
Baseball SID: Patrick Walsh
Office Phone: (843) 953-7590
Office Fax: (843) 965-6727
Email: Patrick.Walsh@citadel.edu
Web Site: www.CitadelSports.com
Press Box Phone: (843) 965-4151

CLEMSON TIGERS

Apr. 15 (7:05 pm) - Clemson, S.C.
Apr. 22 (7 pm) - Cullowhee, N.C.

Site/Enrollment: Clemson, S.C. / 17,309
Founded: 1889
Colors: Burnt Orange & Northwest Purple
Conference: Atlantic Coast
Stadium: Doug Kingsmore Stadium (6,217)
Head Coach: Jack Leggett
Record at School: 649-282 (14 Years)
Overall Record: 1,026-572 (28 Years)
2007 Record: 41-23, 18-12 (2nd/Atlantic)
Baseball SID: Brian Hennessy
Office Phone: (864) 656-1921
Office Fax: (864) 656-0299
Email: bhennes@clemson.edu
Web Site: www.ClemsonTigers.com
Press Box Phone: (864) 656-7731

COASTAL CAROLINA CHANTICLEERS

Mar. 2 (1:30 pm) - Conway, S.C.
(Baseball at the Beach)

Site/Enrollment: Conway, S.C. / 8,300
Founded: 1954
Colors: Coastal Green, Bronze and Black
Conference: Big South
Stadium: Charles Watson Stadium (2,000)
Head Coach: Gary Gilmore
Record at School: 457-263 (12 Years)
Overall Record: 710-366 (18 Years)
2007 Record: 50-13, 17-4 (1st)
Baseball SID: Kent Reichert
Office Phone: (843) 349-2840
Office Fax: (843) 349-2819
Email: kreicher@coastal.edu
Web Site: www.goccupsports.com
Press Box Phone: (843) 421-8244

COLLEGE OF CHARLESTON COUGARS

May 15 (7 pm), May 16 (7 pm), May 18 (2 pm)
- Cullowhee, N.C.

Site/Enrollment: Charleston, S.C. / 11,617
Founded: 1770
Colors: Maroon and White
Conference: Southern
Stadium: Patriots Point Field (2,000)
Head Coach: John Pawlowski
Record at School: 299-172-1 (8 Years)
Overall Record: Same
2007 Record: 39-19, 20-7 (T-1st)
Baseball SID: Tony Ciuffo
Office Phone: (843) 953-5465
Office Fax: (843) 953-6534
Email: ciuffo@cofc.edu
Web Site: www.CofCsports.com
Press Box Phone: (843) 953-9141/9142

CREIGHTON BLUEJAYS

Mar. 7 (1 pm) - Houston, Texas
(Rice Tournament)

Site/Enrollment: Omaha, Neb. / 6,981
Founded: 1878
Colors: Blue and White
Conference: Missouri Valley
Stadium: Creighton Sports Complex (1,000)
Head Coach: Ed Servais
Record at School: 159-78 (4 Years)
Overall Record: 341-160-1 (13 Years)
2007 Record: 45-16, 19-5 (2nd)
Baseball SID: Brent Elsassner
Office Phone: (402) 280-5544
Office Fax: (402) 280-2495
Email: brentelasser@creighton.edu
Web Site: www.gocreighton.com
Press Box Phone: (402) 280-2787

DAVIDSON WILDCATS

Apr. 4 (7 pm), Apr. 5 (6 pm), Apr. 6 (2 pm)
- Cullowhee, N.C.

Site/Enrollment: Davidson, N.C. / 1,700
Founded: 1837
Colors: Red and Black
Conference: Southern
Stadium: Wilson Field (700)
Head Coach: Dick Cooke
Record at School: 335-527 (17 Years)
Overall Record: 346-559-1 (18 Years)
2007 Record: 19-34, 8-19 (10th)
Baseball SID: Marc Gignac
Office Phone: (704) 894-2123
Office Fax: (704) 894-2636
Email: magignac@davidson.edu
Web Site: www.DavidsonWildcats.com
Press Box Phone: (704) 894-2740

EAST TENNESSEE STATE BUCCANEERS

Mar. 25 (7 pm) - Cullowhee, N.C.
May 13 (7 pm) - Johnson City, Tenn.

Site/Enrollment: Johnson City, Tenn. / 13,389
Founded: 1911
Colors: Navy Blue and Old Gold
Conference: Atlantic Sun
Stadium: Cardinal Park (2,000)
Head Coach: Tony Skole
Record at School: 196-243 (9 Years)
Overall Record: 291-300 (12 Years)
2007 Record: 26-29, 11-16 (9th)
Baseball SID: Jeff Schneider
Office Phone: (423) 439-5612
Office Fax: (423) 439-6138
Email: schneidj@etsu.edu
Web Site: www.ETSUBucs.com
Press Box Phone: (423) 461-4865

ELON PHOENIX

Apr. 11 (7 pm), Apr. 12 (7 pm), Apr. 13 (1:30 pm)
- Elon, N.C.

Site/Enrollment: Elon, N.C. / 5,456
Founded: 1889
Colors: Maroon and Gold
Conference: Southern
Stadium: Latham Park (2,000)
Head Coach: Mike Kennedy
Record at School: 351-217-3 (11 Years)
Overall Record: Same
2007 Record: 32-29, 15-12 (3rd)
Baseball SID: Chris Rash
Office Phone: (336) 278-6712
Office Fax: (336) 278-6768
Email: crash@elon.edu
Web Site: www.elonphoenix.com
Press Box Phone: (336) 278-6788

FURMAN PALADINS

Apr. 25 (7 pm), Apr. 26 (6 pm), Apr. 27 (2 pm)
- Cullowhee, N.C.

Site/Enrollment: Greenville, S.C. / 2,630
Founded: 1826
Colors: Purple and White
Conference: Southern
Stadium: Furman Stadium (2,000)
Head Coach: Ron Smith
Record at School: 340-416 (14 Years)
Overall Record: Same
2007 Record: 19-36, 11-16 (8th)
Baseball SID: Hunter Reid
Office Phone: (864) 294-2061
Office Fax: (864) 294-3061
Email: Hunter.Reid@furman.edu
Web Site: www.furmanpaladins.com
Press Box Phone: (864) 294-3066

GARDNER-WEBB BULLDOGS

Apr. 1 (3 pm) - Boiling Springs, N.C.
Apr. 30 (7 pm) - Cullowhee, N.C.

Site/Enrollment: Boiling Springs, N.C. / 4,000
Founded: 1905
Colors: Scarlet and Black
Conference: Atlantic Sun
Stadium: Varsity Field (750)
Head Coach: Rusty Stroupe
Record at School: 143-141 (6 Years)
Overall Record: 496-378 (19 Years)
2007 Record: 16-32, 12-15 (5th)
Baseball SID: Marc Rabb
Office Phone: (704) 406-4355
Office Fax: (704) 406-4739
Email: mrabb@gardner-webb.edu
Web Site: www.GWUSports.com
Press Box Phone: N/A

GEORGE MASON PATRIOTS

Mar. 1 (2 pm) - Conway, S.C.
(Baseball at the Beach)

Site/Enrollment: Fairfax, Va. / 29,889
Founded: 1957
Colors: Green and Gold
Conference: Colonial Athletic Association
Stadium: Raymond H. Spuhler Field (900)
Head Coach: Bill Brown
Record at School: 723-659-5 (26 Years)
Overall Record: Same
2007 Record: 27-27, 14-14 (5th)
Baseball SID: Richard Cocco
Office Phone: (703) 993-3264
Office Fax: (703) 993-3259
Email: rcocco@gmu.edu
Web Site: www.GoMason.com
Press Box Phone: N/A

2008 CATAMOUNT BASEBALL

II-TIME SOUTHERN CONFERENCE REGULAR SEASON CHAMPION ♦ 9-TIME SOUTHERN CONFERENCE TOURNAMENT CHAMPION

II NCAA APPEARANCES: 1985, 1986, 1987, 1988, 1989, 1992, 1993, 1994, 1997, 2003, 2007

2008 OPPONENT INFORMATION

GEORGIA BULLDOGS

Mar. 18 (5 pm) - Athens, Ga.

Site/Enrollment: Athens, Ga. / 33,959
Founded: 1785
Colors: Red and Black
Conference: Southeastern
Stadium: Foley Field (3,291)
Head Coach: David Perno
Record at School: 206-159 (6 years)
Overall Record: Same
2007 Record: 23-33, 11-19 (6th East)
Baseball SID: Christopher Lakos
Office Phone: (706) 542-1621
Office Fax: (706) 542-7993
Email: clakos@sports.uga.edu
Web Site: www.georgiadogs.com
Press Box Phone: (706) 542-6161/6162

GEORGIA SOUTHERN EAGLES

Mar. 21 (7 pm), Mar. 22 (2:30 pm), Mar. 23 (1:30 pm)
- Statesboro, Ga.

Site/Enrollment: Statesboro, Ga. / 16,841
Founded: 1906
Colors: Blue and White
Conference: Southern
Stadium: J.I. Clements Stadium (3,000)
Head Coach: Rodney Hennon
Record at School: 295-191 (8 Years)
Overall Record: 376-229-1 (10 Years)
2007 Record: 34-28, 13-14 (6th)
Baseball SID: Patrick Osterman
Office Phone: (912) 681-0352
Office Fax: (912) 681-0046
Email: prosterman@georgiasouthern.edu
Web Site: www.georgiasoutherneagles.com
Press Box Phone: (912) 681-2508

GEORGIA TECH YELLOW JACKETS

Mar. 4 (4 pm) - Atlanta, Ga.

Site/Enrollment: Atlanta, Ga. / 16,793
Founded: 1885
Colors: Old Gold and White
Conference: Atlantic Coast
Stadium: Russ Chandler Stadium (4,157)
Head Coach: Danny Hall
Record at School: 611-273 (14 Years)
Overall Record: 819-390 (20 Years)
2007 Record: 32-25, 15-14 (4th/Coastal)
Baseball SID: Cheryl Watts
Office Phone: (404) 894-5445
Office Fax: (404) 894-1248
Email: cwatts@athletics.gatech.edu
Web Site: www.ramblinwreck.com
Press Box Phone: (404) 894-3167

HARTFORD HAWKS

Mar. 15 (1 pm), Mar. 15 (4 pm), Mar. 16 (2 pm)
- Cullowhee, N.C.

Site/Enrollment: West Hartford, Conn. / 4,796
Founded: 1877
Colors: Scarlet and White
Conference: America East
Stadium: Hartford Baseball Field (1,000)
Head Coach: Jeff Calcaterra
Record at School: 32-102 (3 Years)
Overall Record: Same
2007 Record: 15-34, 9-14 (6th)
Baseball SID: Dan Ruede
Office Phone: (860) 768-4501
Office Fax: (860) 768-4068
Email: ruede@hartford.edu
Web Site: www.HartfordHawks.com
Press Box Phone: N/A

MARSHALL THUNDERING HERD

Feb. 22 (4 pm), Feb. 23 (2 pm), Feb. 24 (2 pm)
- Cullowhee, N.C.
Mar. 2 (10:30 am) - Conway, S.C.
(Baseball at the Beach)

Site/Enrollment: Huntington, W. Va. / 16,551
Founded: 1837
Colors: Green and White
Conference: Conference USA
Stadium: Appalachian Power Park (4,500)
Head Coach: Jeff Waggoner
Record at School: 21-32 (1 year)
Overall Record: Same
2007 Record: 21-32, 5-18 (9th)
Baseball SID: Chris Attwood
Office Phone: (304) 696-4662
Office Fax: (304) 696-2325
Email: aitwood@marshall.edu
Web Site: www.herdzone.com
Press Box Phone: N/A

MERCER BEARS

Apr. 23 (6 pm) - Macon, Ga.

Site/Enrollment: Macon, Ga. / 7,400
Founded: 1833
Colors: Orange and Black
Conference: Atlantic-Sun
Stadium: Claude Smith Field (500)
Head Coach: Craig Gibson
Record at School: 115-112 (4 Years)
Overall Record: Same
2006 Record: 33-25, 17-10 (2nd)
Baseball SID: Aimee Lind
Office Phone: (478) 301-5218
Office Fax: (478) 301-5350
Email: lind_aj@mercer.edu
Web Site: www.mercerbears.com
Press Box Phone: (478) 301-2339

MICHIGAN STATE SPARTANS

Mar. 6 (12 pm) - Houston, Tex. (Rice Tournament)

Site/Enrollment: East Lansing, Mich. / 45,520
Founded: 1855
Colors: Green and White
Conference: Big Ten
Stadium: Oldsmobile Park (8,000)
Head Coach: David Grewe
Record at School: 51-56 (2 years)
Overall Record: Same
2007 Record: 25-26, 15-16 (7th)
Baseball SID: Josh Ratray
Office Phone: (517) 432-8011
Office Fax: (517) 353-9636
Email: jratray@ath.msu.edu
Web Site: www.MSUSpartans.com
Press Box Phone: (517) 353-3009

RICE OWLS

Mar. 8 (1 pm) - Houston, Texas
(Rice Tournament)

Site/Enrollment: Houston, Texas / 4,971
Founded: 1891
Colors: Blue and Gray
Conference: Conference USA
Stadium: Reckling Park (5,700)
Head Coach: Wayne Graham
Record at School: 740-284 (16 years)
Overall Record: 1,315-397 (27 years)
2007 Record: 56-14, 22-2 (1st)
Baseball SID: John Sullivan
Office Phone: (713) 348-5636
Office Fax: (713) 348-6019
Email: jsully@rice.edu
Web Site: www.RiceOwls.com
Press Box Phone: (713) 348-4931

SOUTH CAROLINA GAMECOCKS

Apr. 8 (7 pm) - Columbia, S.C.

Site/Enrollment: Columbia, S.C. / 27,065
Founded: 1801
Colors: Garnet and Black
Conference: Southeastern
Stadium: Sarge Frye Field (6,000)
Head Coach: Ray Tanner
Record at School: 500-220 (12 Years)
Overall Record: 895-292-3 (21 Years)
2007 Record: 46-20, 17-13 (2nd/East)
Baseball SID: Andrew Kitick
Office Phone: (803) 777-5257
Office Fax: (803) 777-2967
Email: kitick@gwm.sc.edu
Web Site: www.gamecocksonline.com
Press Box Phone: (803) 777-6648

TENNESSEE VOLUNTEERS

Apr. 29 (7 pm) - Knoxville, Tenn.

Site/Enrollment: Knoxville, Tenn. / 27,308
Founded: 1794
Colors: Orange and White
Conference: Southeastern
Stadium: Lindsey Nelson Stadium (3,712)
Head Coach: Todd Raleigh
Record at School: First Year
Overall Record: 257-209 (8 Years)
2007 Record: 34-25, 13-15 (4th/East)
Baseball SID: Tom Satkowiak
Office Phone: (865) 974-4947
Office Fax: (865) 974-1269
Email: tsatkowi@tennessee.edu
Web Site: www.UTsports.com
Press Box Phone: (865) 974-3376

UNCASHEVILLE BULLDOGS

Mar. 26 (7 pm) - Cullowhee, N.C.
Apr. 2 (7 pm) - Asheville, N.C.

Site/Enrollment: Asheville, N.C. / 3,500
Founded: 1927
Colors: Royal Blue and White
Conference: Big South
Stadium: Greenwood Field (500)
Head Coach: Willie Stewart
Record at School: 61-115 (3 years)
Overall Record: Same
2007 Record: 22-38, 9-12 (6th)
Baseball SID: Everett Hutto
Office Phone: (828) 251-6931
Office Fax: (828) 251-6386
Email: ehutto@unca.edu
Web Site: www.UncABulldogs.com
Press Box Phone: N/A

UNC GREENSBORO SPARTANS

Mar. 28 (7 pm) - Mar. 29 (7 pm) - Mar. 30 (7 pm)
- Cullowhee, N.C.

Site/Enrollment: Greensboro, N.C. / 16,600
Founded: 1891
Colors: Gold, White and Navy
Conference: Southern
Stadium: UNCG Baseball Stadium (3,500)
Head Coach: Mike Gaski
Record at School: 525-404-1 (17 years)
Overall Record: Same
2007 Record: 30-30, 14-13 (5th)
Baseball SID: Christy Kramer
Office Phone: (336) 334-5615
Office Fax: (336) 334-3182
Email: cmkramer@uncg.edu
Web Site: www.UncGSpartans.com
Press Box Phone: (336) 334-3885

2008 CATAMOUNT BASEBALL

11-TIME SOUTHERN CONFERENCE REGULAR SEASON CHAMPION ♦ 9-TIME SOUTHERN CONFERENCE TOURNAMENT CHAMPION

11 NCAA APPEARANCES: 1985, 1986, 1987, 1988, 1989, 1992, 1993, 1994, 1997, 2003, 2007

2008 OPPONENT INFORMATION

VANDERBILT COMMODORES

Mar. 11 (4 pm), Mar. 12 (3 pm)
- Nashville, Tenn.

Site/Enrollment: Nashville, Tenn. / 6,378
Founded: 1873
Colors: Black and Gold
Conference: Southeastern
Stadium: Charles Hawkins Field (2,027)
Head Coach: Tim Corbin
Record at School: 198-108 (5 Years)
Overall Record: 304-246 (11 Years)
2007 Record: 54-13, 22-8 (1st/East)
Baseball SID: Thomas Samuel
Office Phone: (615) 343-0020
Office Fax: (615) 343-7064
Email: thomas.samuel@vanderbilt.edu
Web Site: www.vucommidores.com
Press Box Phone: (615) 320-0436

WEST VIRGINIA MOUNTAINEERS

Feb. 29 (2 pm) - Conway, S.C.
(Baseball at the Beach)

Site/Enrollment: Morgantown, W. Va. / 26,000
Founded: 1867
Colors: Old Gold and Blue
Conference: Big East
Stadium: Hawley Field (1,500)
Head Coach: Greg Van Zant
Record at School: 378-323-1 (13 Years)
Overall Record: Same
2007 Record: 29-22, 10-16 (9th)
Baseball SID: Allison Hoehn
Office Phone: (304) 293-2821
Office Fax: (304) 293-4105
Email: Allison.Hoehn@mail.wvu.edu
Web Site: www.MTNSportsNet.com
Press Box Phone: (304) 293-5988

WOFFORD TERRIERS

May 2 (7 pm), May 3 (6 pm), May 4 (2 pm)
- Cullowhee, N.C.

Site/Enrollment: Spartanburg, S.C. / 1,350
Founded: 1854
Colors: Old Gold and Black
Conference: Southern
Stadium: Russell C. King Field (2,500)
Head Coach: Todd Interdonato
Record at School: First Season
Overall Record: Same
2007 Record: 30-33, 8-19 (9th)
Baseball SID: Brett Williamson
Office Phone: (864) 597-4093
Office Fax: (864) 597-4129
Email: williamsonb@wofford.com
Web Site: www.athletics.wofford.edu
Press Box Phone: (864) 597-4478

2008 SOUTHERN CONFERENCE TOURNAMENT

MAY 20-24 JOSEPH P. RILEY PARK CHARLESTON, S.C.

Tuesday, May 20

Opening Round:

#7 Seed vs. #10 Seed, 12:00 pm
#8 Seed vs. #9 Seed, 3:30 pm

Wednesday, May 21

Game 1: #7-#10 Opening Round Winner vs. #2 Seed,
10:00 am

Game 2: #6 Seed vs. #3 Seed, 1:00 pm

Game 3: #8 - #9 Opening Round Winner vs. #1 Seed,
5:00 pm

Game 4: #5 Seed vs. #4 Seed, 8:00 pm

Thursday, May 22

Game 5: Loser Game 1 vs. Loser Game 2, 10:00 am

Game 6: Loser Game 3 vs. Loser Game 4, 1:00 pm

Game 7: Winner Game 1 vs. Winner Game 2, 5:00 pm

Game 8: Winner Game 3 vs. Winner Game 4, 8:00 pm

Friday, May 23

Game 9: Loser Game 7 vs. Winner Game 5, 3:00 pm

Game 10: Loser Game 8 vs. Winner Game 6, 6:30 pm

Saturday, May 24

Game 11: Winner Game 7 vs. Winner Game 9, 10:00 am

Game 12: Winner Game 8 vs. Winner Game 10, 1:00 pm

Game 13: Loser Game 11 vs. Winner Game 11, 5:00 pm

(if necessary)

Game 14: Loser Game 12 vs. Winner Game 12, 8:00 pm

(if necessary)

Sunday, May 25

Southern Conference Championship Game

Winner game 11 or 13 vs. Winner Game 12 or 14

Time TBA

Televised on SportSouth



The Bennett Hofford Family of Hotels Southern Conference Baseball Championships will be held at John P. Riley Park in Charleston, S.C. for the 12th consecutive year and run from May 20-24. All 10 teams that play baseball in the Southern Conference qualify for the tournament which features a double-elimination format.



PAST TOURNAMENT CHAMPIONS

Year	School	Score	Runner-Up	Site
1984	Appalachian State	6-1	The Citadel	Cullowhee, N.C.
1985	Western Carolina	13-12	Marshall	Boone, N.C.
1986	Western Carolina	11-8	Appalachian State	Cullowhee, N.C.
1987	Western Carolina	9-4	VMI	Asheville, N.C.
1988	Western Carolina	22-6	The Citadel	Asheville, N.C.
1989	Western Carolina	4-2	Marshall	Asheville, N.C.
1990	The Citadel	9-5	Western Carolina	Charleston, S.C.
1991	Furman	11-9	Western Carolina	Charleston, S.C.
1992	Western Carolina	4-3	Georgia Southern	Charleston, S.C.
1993	Western Carolina	5-1	VMI	Charleston, S.C.
1994	The Citadel	4-2	Western Carolina	Charleston, S.C.
1995	The Citadel	8-3	Georgia Southern	Charleston, S.C.
1996	Georgia Southern	7-1	The Citadel	Charleston, S.C.
1997	Western Carolina	10-9 (10 inn)	Furman	Charleston, S.C.
1998	The Citadel	12-1	UNC Greensboro	Charleston, S.C.
1999	The Citadel	6-3	Western Carolina	Charleston, S.C.
2000	Georgia Southern	3-0	Furman	Charleston, S.C.
2001	The Citadel	4-0	UNC Greensboro	Charleston, S.C.
2002	Georgia Southern	8-0	College of Charleston	Charleston, S.C.
2003	Western Carolina	6-5 (10 inn)	Georgia Southern	Charleston, S.C.
2004	The Citadel	8-1	Western Carolina	Charleston, S.C.
2005	Furman	5-4	Georgia Southern	Charleston, S.C.
2006	College of Charleston	5-4	The Citadel	Charleston, S.C.
2007	Wofford	4-2	The Citadel	Charleston, S.C.

2008 CATAMOUNT BASEBALL

II-TIME SOUTHERN CONFERENCE REGULAR SEASON CHAMPION ♦ 9-TIME SOUTHERN CONFERENCE TOURNAMENT CHAMPION

II NCAA APPEARANCES: 1985, 1986, 1987, 1988, 1989, 1992, 1993, 1994, 1997, 2003, 2007

2007 WESTERN CAROLINA UNIVERSITY CATAMOUNTS

GAME RESULTS — ALL GAMES

Overall Record: 42-20 Home: 20-7 Away: 19-10 Neutral: 3-3 SoCon: 20-7

DATE	OPPONENT	SCORE	WCU R-H-E	OPP R-H-E	INNINGS	OVERALL RECORD	SOCON RECORD	WCU PITCHER OF RECORD	ATTEND	TIME
Feb. 16, 2007	at Kennesaw State	W 9-6	9-11-1	6-13-4	9	1-0-0	0-0-0	Sexton (W, 1-0)	245	3:19
Feb. 17, 2007	at Kennesaw State	W 10-6	10-14-3	6-13-2	9	2-0-0	0-0-0	Thornburg (W, 1-0)	151	2:59
Feb. 18, 2007	at Kennesaw State	3-5 L	3-6-5	5-6-0	9	2-1-0	0-0-0	Saberhagen (L, 0-1)	162	2:30
Feb. 23, 2007	CONNECTICUT	W 16-5	16-14-2	5-7-4	9	3-1-0	0-0-0	Sexton (W, 2-0)	803	2:46
Feb. 24, 2007	CONNECTICUT	L 1-8	1-8-1	8-13-2	9	3-2-0	0-0-0	Thornburg (L, 1-1)	483	2:36
Feb. 25, 2007	CONNECTICUT	W 12-1	12-17-1	1-4-1	9	4-2-0	0-0-0	Saberhagen (W, 1-1)	366	2:09
Feb. 27, 2007	at Georgia Tech	W 10-7	10-15-1	7-11-2	9	5-2-0	0-0-0	Masters (W, 1-0)	991	2:58
# Mar. 2, 2007	vs. N.C. State	W 6-5	6-8-2	5-7-1	9	6-2-0	0-0-0	Sexton (W, 3-0)	3303	2:35
# Mar. 3, 2007	vs. Pepperdine	1-3 L	1-8-2	3-12-1	9	6-3-0	0-0-0	Johnson (L, 0-1)	5523	2:41
# Mar. 4, 2007	at East Carolina	2-3 L	2-3-0	3-13-1	9	6-4-0	0-0-0	Holland (L, 0-1)	3010	2:25
Mar. 6, 2007	at East Tennessee State	W 7-4	7-13-1	4-11-1	9	7-4-0	0-0-0	Masters (W, 2-0)	113	2:57
Mar. 7, 2007	MERCER	10-13 L	10-20-3	13-15-0	9	7-5-0	0-0-0	Johnson (L, 0-2)	106	2:56
Mar. 9, 2007	XAVIER	W 9-4	9-15-2	4-10-3	9	8-5-0	0-0-0	Sexton (W, 4-0)	171	2:45
Mar. 10, 2007	XAVIER	12-17 L	12-17-3	17-19-2	9	8-6-0	0-0-0	Thornburg (L, 1-2)	257	3:19
Mar. 11, 2007	XAVIER	W 14-7	14-15-1	7-6-3	9	9-6-0	0-0-0	Johnson (W, 1-2)	293	2:34
Mar. 13, 2007	at Georgia	W 3-1	3-4-0	1-16-0	9	10-6-0	0-0-0	Holland (W, 1-1)	992	2:15
Mar. 14, 2007	UNC ASHEVILLE	6-7 L	6-10-1	7-11-1	9	10-7-0	0-0-0	Johnson (L, 1-3)	514	2:20
Mar. 16, 2007	COLUMBIA	W 10-9	10-17-4	9-16-1	9	11-7-0	0-0-0	Masters (W, 3-0)	203	2:58
Mar. 17, 2007	COLUMBIA	W 17-11	17-16-1	11-17-8	9	12-7-0	0-0-0	Larrimore (W, 1-0)	199	3:29
Mar. 18, 2007	COLUMBIA	W 14-6	14-16-1	6-12-1	9	13-7-0	0-0-0	Martin (W, 1-0)	211	2:49
Mar. 20, 2007	CLEMSON	W 6-3	6-7-0	3-5-1	9	14-7-0	0-0-0	Saberhagen (W, 2-1)	2147	2:09
* Mar. 23, 2007	at College of Charleston	6-7 L	6-12-0	7-9-2	9	14-8-0	0-1-0	Masters (L, 3-1)	406	2:48
* Mar. 24, 2007	at College of Charleston	8-18 L	8-11-1	18-20-0	9	14-9-0	0-2-0	Corbett (L, 0-1)	841	3:06
* Mar. 25, 2007	at College of Charleston	7-8 L	7-12-2	8-13-1	9	14-10-0	0-3-0	Holland (L, 1-2)	627	2:48
Mar. 28, 2007	at Clemson	6-15 L	6-9-4	15-16-2	9	14-11-0	0-3-0	Masters (L, 3-2)	4875	2:48
* Mar. 30, 2007	THE CITADEL	W 7-3	7-9-3	3-6-1	9	15-11-0	1-3-0	Sexton (W, 5-0)	855	2:26
* Mar. 31, 2007	THE CITADEL	W 12-5	12-13-0	5-12-3	9	16-11-0	2-3-0	Masters (W, 4-2)	972	2:51
* Apr. 1, 2007	THE CITADEL	W 18-3	18-21-1	3-5-2	9	17-11-0	3-3-0	Martin (W, 2-0)	274	2:41
* Apr. 5, 2007	at Davidson	W 13-11	13-16-2	11-13-5	9	18-11-0	4-3-0	Corbett (W, 1-1)	151	3:09
* Apr. 6, 2007	at Davidson	W 10-4	10-12-0	4-10-0	9	19-11-0	5-3-0	Saberhagen (W, 3-1)	149	2:54
* Apr. 7, 2007	at Davidson	W 2-1	2-4-2	1-9-2	9	20-11-0	6-3-0	Martin (W, 3-0)	178	2:27
Apr. 10, 2007	at UNC Asheville	W 12-6	12-13-2	6-8-3	9	21-11-0	6-3-0	Masters (W, 5-2)	328	2:51
* Apr. 13, 2007	at UNC Greensboro	W 5-2	5-8-1	2-7-2	9	22-11-0	7-3-0	Sexton (W, 6-0)	430	2:29
* Apr. 14, 2007	at UNC Greensboro	W 11-1	11-13-0	1-9-4	9	23-11-0	8-3-0	Saberhagen (W, 4-1)	343	2:23
* Apr. 14, 2007	at UNC Greensboro	4-9 L	4-12-1	9-11-2	9	23-12-0	8-4-0	Martin (L, 3-1)	416	2:40
Apr. 18, 2007	EAST TENNESSEE STATE	W 7-3	7-9-0	3-8-1	9	24-12-0	8-4-0	Thornburg (W, 2-2)	437	2:31
* Apr. 20, 2007	ELON	W 4-2	4-8-2	2-5-1	9	25-12-0	9-4-0	Holland (W, 2-2)	652	2:22
* Apr. 21, 2007	ELON	W 4-3	4-9-1	3-10-0	9	26-12-0	10-4-0	Holland (W, 3-2)	811	2:23
* Apr. 22, 2007	ELON	W 5-4	5-6-1	4-12-1	(10)	27-12-0	11-4-0	Holland (W, 4-2)	894	2:51
Apr. 24, 2007	at High Point	W 15-8	15-17-0	8-14-1	9	28-12-0	11-4-0	Corbett (W, 2-1)	169	3:09
Apr. 25, 2007	GEORGIA	7-12 L	7-8-3	12-16-5	9	28-13-0	11-4-0	Sexton (L, 6-1)	1192	3:01
* Apr. 27, 2007	at Furman	3-5 L	3-8-3	5-9-2	9	28-14-0	11-5-0	Sexton (L, 6-2)	361	2:40
* Apr. 28, 2007	at Furman	W 12-4	12-15-1	4-10-1	9	29-14-0	12-5-0	Saberhagen (W, 5-1)	337	2:29
* Apr. 29, 2007	at Furman	W 8-5	8-10-1	5-6-1	9	30-14-0	13-5-0	Martin (W, 4-1)	411	2:37
* May 4, 2007	APPALACHIAN STATE	W 6-0	6-8-1	0-5-4	9	31-14-0	14-5-0	Sexton (W, 7-2)	747	2:11
* May 5, 2007	APPALACHIAN STATE	W 13-7	13-18-0	7-11-2	9	32-14-0	15-5-0	Saberhagen (W, 6-1)	479	3:00
* May 6, 2007	APPALACHIAN STATE	3-6 L	3-7-3	6-15-1	9	32-15-0	15-6-0	Martin (L, 4-2)	937	2:50
May 8, 2007	at Ohio State	W 7-3	7-11-1	3-7-2	9	33-15-0	15-6-0	Thornburg (W, 3-2)	615	2:32
May 9, 2007	at Ohio State	W 12-2	12-12-1	2-10-0	9	34-15-0	15-6-0	Johnson (W, 2-3)	378	2:09
* May 11, 2007	at Wofford	W 26-12	26-20-1	12-16-1	9	35-15-0	16-6-0	Corbett (W, 3-1)	715	3:13
* May 12, 2007	at Wofford	W 21-3	21-19-2	3-12-3	9	36-15-0	17-6-0	Saberhagen (W, 7-1)	455	2:58
* May 13, 2007	at Wofford	W 14-1	14-8-0	1-5-4	9	37-15-0	18-6-0	Martin (W, 5-2)	295	2:26
* May 15, 2007	HIGH POINT	W 4-0	4-5-0	0-4-0	9	38-15-0	18-6-0	Johnson (W, 3-3)	157	2:20
* May 17, 2007	GEORGIA SOUTHERN	W 4-1	4-11-0	1-8-2	9	39-15-0	19-6-0	Sexton (W, 8-2)	444	2:18
* May 18, 2007	GEORGIA SOUTHERN	W 8-3	8-13-1	3-8-3	9	40-15-0	20-6-0	Saberhagen (W, 8-1)	612	2:51
* May 19, 2007	GEORGIA SOUTHERN	2-5 L	2-12-1	5-9-0	9	40-16-0	20-7-0	Martin (L, 5-3)	911	2:43
@ May 23, 2007	at The Citadel	2-7 L	2-7-0	7-13-1	9	40-17-0	20-7-0	Sexton (L, 8-3)	3324	3:01
@ May 24, 2007	vs. Georgia Southern	5-6 L	5-14-0	6-9-0	9	40-18-0	20-7-0	Holland (L, 4-3)	804	2:12
\$ June 1, 2007	vs. East Carolina	8-9 L	8-16-2	9-15-2	9	40-19-0	20-7-0	Holland (L, 4-4)	2235	3:08
\$ June 2, 2007	vs. Jacksonville	W 7-0	7-13-2	0-8-3	9	41-19-0	20-7-0	Saberhagen (W, 9-1)	2085	2:26
\$ June 3, 2007	vs. East Carolina	W 9-5	9-11-2	5-11-1	9	42-19-0	20-7-0	Thornburg (W, 4-2)	3359	2:59
\$ June 4, 2007	at North Carolina	5-6 L	5-11-1	6-12-1	9	42-20-0	20-7-0	Holland (L, 4-5)	2415	2:37

* = Southern Conference game # = Keith LeClair Classic (Greenville, N.C.)

@ = Southern Conference Tournament (Charleston, S.C. - Riley Park) \$ = NCAA Chapel Hill Regional (Chapel Hill, N.C.)

2008 CATAMOUNT BASEBALL

II-TIME SOUTHERN CONFERENCE REGULAR SEASON CHAMPION ♦ 9-TIME SOUTHERN CONFERENCE TOURNAMENT CHAMPION

II NCAA APPEARANCES: 1985, 1986, 1987, 1988, 1989, 1992, 1993, 1994, 1997, 2003, 2007

2007 WESTERN CAROLINA UNIVERSITY CATAMOUNTS

OVERALL STATISTICS – ALL GAMES

Overall Record: 42-20 Home: 20-7 Away: 19-10 Neutral: 3-3 SoCon: 20-7

##	Name	AVG	GP	GS	AB	R	H	2B	3B	HR	RBI	TB	SLG%	BB	HBP	SO	OB%	SF	SH	SB	SBA	PO	A	E	FLD%	
17	Kenny Smith	.390	62	62	249	72	97	24	4	20	84	189	.759	30	2	28	.451	5	2	14	16	106	174	5	.982	
28	Barrett Shaft	.376	60	60	255	55	96	17	1	3	29	124	.486	23	14	26	.452	2	3	7	14	128	6	1	.993	
5	Blake Murphy	.367	61	61	221	73	81	20	1	16	66	151	.683	52	8	45	.495	4	2	7	8	347	45	14	.966	
11	John Ingram	.341	61	61	246	60	84	16	2	13	65	143	.581	21	4	45	.398	3	2	6	8	550	32	6	.990	
9	Nick Liles	.335	60	59	227	43	76	11	1	2	41	95	.419	27	2	22	.409	1	0	5	7	29	107	16	.895	
44	Jonathan Greene	.331	62	62	236	61	78	13	0	14	57	133	.564	27	22	51	.439	4	0	11	15	162	15	7	.962	
4	Steven Strausbaugh	.298	62	61	238	59	71	16	2	12	53	127	.534	30	11	32	.393	6	1	5	6	127	7	0	1.000	
8	Brent Greer	.269	50	48	171	31	46	13	1	3	21	70	.409	14	6	38	.346	0	5	3	3	67	120	8	.959	
— OTHERS-- (Below NCAA and SoCon Hitting minimums - Play in 75% of Team Games and 2.5 AB/Team Game)—																										
29	Adam Baker	.313	31	9	48	9	15	3	0	2	12	24	.500	6	0	12	.389	0	0	0	0	6	0	0	1.000	
1	Jason Haynes	.260	36	20	73	10	19	2	0	0	8	21	.288	7	6	10	.368	1	5	5	9	17	1	3	.857	
6	Mitchell Hatley	.254	32	15	59	11	15	2	0	0	8	17	.288	5	8	12	.378	2	0	4	5	29	59	9	.907	
32	Andy John	.245	38	9	53	8	13	1	0	1	6	17	.321	3	5	8	.339	1	0	1	1	4	0	0	1.000	
14	Donnie Wilson	.238	40	13	63	9	15	3	0	0	8	18	.286	6	1	8	.314	0	0	1	2	23	0	0	1.000	
10	Tyler Kirkpatrick	.209	28	10	43	6	9	4	0	1	9	16	.372	6	0	10	.306	0	4	0	0	3	2	0	1.000	
34	Jackie Corn	.167	7	0	6	1	1	0	0	0	0	1	.167	0	0	0	.167	0	0	0	0	4	0	0	1.000	
36	Dylan de Graaf	.154	15	4	13	4	2	1	0	0	0	3	.231	2	0	7	.267	0	0	0	0	3	0	1	.750	
12	Reid Rollison	.100	15	0	10	2	1	0	0	0	0	1	.100	1	0	3	.182	0	0	0	0	3	2	1	.833	
31	Drew Saberhagen	.091	8	2	11	1	1	0	0	0	1	1	.091	2	0	5	.231	0	0	0	0	2	20	1	.957	
27	x-Rob DeVaney	1.000	2	0	1	1	1	0	0	0	0	1	1.000	0	0	0	1.000	0	0	0	0	0	0	0	.000	
3	x-Chris Ahearn	.200	12	0	5	2	1	1	0	0	2	2	.400	2	0	2	.429	0	0	0	2	3	2	0	1.000	
7	x-Kyle Cichy	.000	6	0	5	0	0	0	0	0	0	0	.000	1	0	3	.167	0	0	0	0	0	0	0	.000	
Western Carolina		.323	62	62	2242	520	725	148	12	87	471	1158	.517	266	89	370	.411	29	24	69	96	1651	665	82	.966	
Opponents		.296	62	62	2207	346	653	102	14	44	321	915	.415	230	36	425	.369	17	35	50	73	1613	664	111	.954	

LOB - Team (517), Opp (532). DPs Turned - Team (46), Opp (61). CI - Team (4), Greene 3, Murphy 1, IBB - Team (7), Greene 3, Smith, K. 2, Strausbaugh 1, Ingram 1, Opp (1). Picked off - Greene 2, Greer 2, Liles 1, Shaft 1, Haynes 1, Ingram 1, Strausbaugh 1, Murphy 1, Wilson, R. 1.

##	Name	ERA	W	L	APP	GS	CG	SHO/CBO	SV	IP	H	R	ER	BB	SO	2B	3B	HR	AB	B/Avg	WP	HBP	BK	SFA	SHA	
31	Drew Saberhagen	2.87	9	1	16	16	0	0/1	0	106.2	114	39	34	18	42	16	1	7	407	.280	1	8	1	6	10	
33	Tyler Sexton	4.45	8	3	18	16	2	1/0	0	99.0	110	60	49	34	83	16	1	7	395	.278	6	8	1	1	7	
— OTHERS-- (Below NCAA and SoCon Pitching minimums - 1.0 Inning Pitched/Team Games Played)—																										
24	Christ Masters	3.31	5	2	31	4	0	0/1	1	54.1	52	31	20	33	62	9	1	4	214	.243	3	2	1	0	2	
26	Greg Holland	3.77	4	5	33	0	0	0/1	10	45.1	47	23	19	28	54	11	0	1	175	.269	5	2	1	0	5	
21	Bryan Corbett	3.96	3	1	15	0	0	0/0	0	25.0	28	11	11	7	19	4	1	4	100	.280	1	1	0	1	0	
16	Corey Martin	5.16	5	3	19	9	0	0/0	1	59.1	72	37	34	14	37	13	4	5	239	.301	6	1	2	1	5	
22	Brock Thornburg	5.40	4	2	18	7	0	0/1	1	53.1	60	35	32	28	32	11	0	3	206	.291	3	7	1	1	2	
20	Tyler Johnson	5.93	3	3	20	9	0	0/2	1	57.2	84	44	38	23	57	15	4	6	242	.347	1	0	0	4	2	
37	Daniel Ottone	6.62	0	0	13	0	0	0/0	0	17.2	25	15	13	10	11	1	0	2	75	.333	2	1	0	0	1	
15	Andrew Larrimore	9.00	1	0	11	0	0	0/0	1	15.0	24	18	15	15	10	2	1	2	67	.358	4	1	1	2	0	
13	Corey Sutton	27.00	0	0	1	0	0	0/0	0	1.0	2	3	3	0	0	0	0	1	5	.400	0	1	0	0	0	
25	x-Ryne Nelson	13.15	0	0	12	1	0	0/0	0	13.0	23	23	19	19	17	3	1	1	62	.371	4	4	2	0	1	
	x-Blake Bostic	21.00	0	0	2	0	0	0/0	0	3.0	12	7	7	1	1	1	0	1	20	.600	0	0	0	1	0	
Western Carolina		4.79	42	20	62	62	2	3/2	15	550.1	653	346	293	230	425	102	14	44	2207	.296	36	36	10	17	35	
Opponents		7.03	20	42	62	62	0	0/0	9	537.2	725	520	420	266	370	148	12	87	2242	.323	51	89	1	29	24	

PB - Team (18), Murphy 12, Greene 5, Wilson, R. 1, Opp (10). Pickoffs - Team (12), Sexton 4, Johnson 2, Masters 2, Saberhagen 2, Murphy 1, Thornburg 1, Opp (11). SBA/ATT - Murphy (40-53), Saberhagen (8-13), Thornburg (7-12), Greene (8-11), Holland (11-11), Johnson (6-10), Sexton (5-9), Martin (5-5), Larrimore (1-3), Wilson, R. (2-3), Ottone (1-2), Nelson (1-2), Sutton (1-1).

##	Name	C	PO	A	E	FLD%	DPs	SBA	CSB	SBA%	PB	CI
4	Steven Strausbaugh	134	127	7	0	1.000	3	0	0	--	0	0
14	Donnie Wilson	23	23	0	0	1.000	0	0	0	--	0	0
29	Adam Baker	6	6	0	0	1.000	0	2	1	.667	1	0
10	Tyler Kirkpatrick	5	3	2	0	1.000	1	0	0	--	0	0
32	Andy John	4	4	0	0	1.000	0	0	0	--	0	0
34	Jackie Corn	4	4	0	0	1.000	0	0	0	--	0	0
37	Daniel Ottone	3	1	2	0	1.000	0	1	1	.500	0	0
15	Andrew Larrimore	2	1	1	0	1.000	0	1	2	.333	0	0
28	Barrett Shaft	135	128	6	1	.993	1	0	0	--	0	0
11	John Ingram	588	550	32	6	.990	36	0	0	--	0	0
17	Kenny Smith	285	106	174	5	.982	32	0	0	--	0	0
5	Blake Murphy	406	347	45	14	.966	5	40	13	.755	12	1
44	Jonathan Greene	184	162	15	7	.962	2	8	3	.727	5	3
8	Brent Greer	195	67	120	8	.959	26	0	0	--	0	0
31	Drew Saberhagen	23	2	20	1	.957	1	8	5	.615	0	0
16	Corey Martin	15	3	11	1	.933	0	5	0	1.000	0	0
20	Tyler Johnson	15	4	10	1	.933	0	6	4	.600	0	0
33	Tyler Sexton	29	5	22	2	.931	0	5	4	.556	0	0
6	Mitchell Hatley	97	29	59	9	.907	5	0	0	--	0	0
22	Brock Thornburg	20	6	12	2	.900	1	7	5	.583	0	0
9	Nick Liles	152	29	107	16	.895	6	0	0	--	0	0
26	Greg Holland	8	4	3	1	.875	0	11	0	1.000	0	0
1	Jason Haynes	21	17	1	3	.857	0	0	0	--	0	0
12	Reid Rollison	6	3	2	1	.833	0	0	0	--	0	0
24	Chris Masters	11	1	8	2	.818	0	4	1	.800	0	0
36	Dylan de Graaf	4	3	0	1	.750	0	0	0	--	0	0
21	Bryan Corbett	2	1	0	1	.500	0	0	0	--	0	0

2008 CATAMOUNT BASEBALL

II-TIME SOUTHERN CONFERENCE REGULAR SEASON CHAMPION ♦ 9-TIME SOUTHERN CONFERENCE TOURNAMENT CHAMPION

II NCAA APPEARANCES: 1985, 1986, 1987, 1988, 1989, 1992, 1993, 1994, 1997, 2003, 2007

2007 WESTERN CAROLINA UNIVERSITY CATAMOUNTS

INDIVIDUAL GAME-BY-GAME --- AB-R-H-RBI BREAKDOWN

Opponent	Date	#29 BAKER	#34 CORN	#27 GRAAF,DE	#44 GREENE	#8 GREER	#6 HATLEY	#11 INGRAM	#32 JOHN	#10 KIRKPATRICK	#9 LILES	#5 MURPHY	#28 SHAFT	#17 SMITH,K	#4 STRAUSBAUGH	#14 WILSON,D
KENN	Feb 16	-	-	-	4-1-1-1	5-0-0-0	-	4-1-1-2	-	-	4-2-2-1	4-1-3-2	5-1-2-0	4-1-1-2	5-1-1-0	-
KENN	Feb 17	-	-	-	4-2-1-0	2-0-0-0	1-0-1-0	5-2-2-2	-	0-0-0-0	5-0-1-0	3-3-1-2	5-1-2-1	4-1-3-3	5-0-1-0	Def
KENN	Feb 18	-	-	-	4-0-1-0	-	-	3-1-0-0	-	2-0-0-1	5-0-1-0	2-0-0-0	4-1-3-0	4-0-0-0	4-1-1-2	-
UCONN	Feb 23	1-0-0-0	1-0-0-0	-	3-2-2-2	3-0-0-0	0-1-0-0	3-1-1-1	Def	1-0-0-0	3-2-2-3	3-3-2-0	3-0-0-0	3-2-2-4	4-1-2-0	3-0-1-3
UCONN	Feb 24	-	-	-	4-0-1-0	1-0-0-0	1-0-0-0	4-0-1-0	-	1-0-0-0	4-0-1-0	4-0-0-0	2-0-2-0	4-1-2-1	4-0-0-0	-
UCONN	Feb 25	Def	-	-	3-3-2-2	3-1-1-0	0-1-0-0	4-0-2-0	1-0-1-0	1-0-0-0	4-0-1-1	3-2-1-2	4-0-1-0	4-1-2-1	4-1-2-1	1-1-1-0
Ga Tech	Feb 27	-	-	-	3-1-3-2	4-0-2-1	-	4-3-3-1	-	-	4-1-0-1	5-3-3-1	4-1-1-1	5-0-0-1	5-0-0-0	5-1-3-2
NC State	Mar 02	-	-	-	4-0-1-0	2-0-0-0	-	2-0-0-2	-	-	2-1-1-0	3-2-1-1	5-1-1-1	4-0-3-2	4-2-1-0	3-0-0-0
PEP	Mar 03	-	-	-	3-0-0-0	3-0-1-0	-	4-0-1-1	1-0-0-0	-	4-0-1-0	4-1-2-0	4-0-3-0	4-0-0-0	3-0-0-0	-
ECU	Mar 04	-	-	-	4-0-0-0	2-0-0-0	-	4-0-0-0	-	-	3-0-1-0	3-1-0-0	4-0-0-0	3-0-0-0	4-0-1-2	-
ETSU	Mar 06	-	-	-	3-1-1-0	4-1-2-0	-	5-2-4-2	2-0-0-0	-	5-1-3-2	5-1-1-0	5-0-2-2	2-1-0-0	2-0-0-0	Def
MER	Mar 07	1-0-0-0	-	-	4-0-0-0	3-0-0-0	Def	6-1-2-1	1-0-1-1	-	5-2-4-1	4-1-2-2	5-3-4-0	5-2-4-3	5-1-2-1	1-0-1-0
XAV	Mar 09	-	-	-	5-2-3-1	-	2-1-2-1	5-1-2-1	1-0-0-0	-	4-1-1-1	4-0-2-0	3-0-2-0	5-2-2-2	4-2-1-0	3-0-0-0
XAV	Mar 10	-	-	-	5-1-1-0	-	5-1-2-1	4-3-4-6	-	-	4-1-1-0	4-3-3-2	5-2-2-0	4-1-0-0	5-0-2-3	1-0-0-0
XAV	Mar 11	1-0-1-1	-	-	2-1-1-0	4-2-1-0	4-0-0-1	5-3-1-2	Def	1-0-0-0	-	6-1-1-2	5-3-5-3	4-2-4-4	2-1-0-1	-
UGA	Mar 13	-	-	-	4-0-0-0	4-0-0-0	-	4-1-2-3	-	-	4-0-1-0	2-1-0-0	3-0-0-0	2-1-0-0	4-0-0-0	-
UNCA	Mar 14	-	-	-	3-1-1-0	-	2-0-0-1	4-1-2-1	0-0-0-0	-	4-0-1-1	1-1-0-0	5-0-1-0	4-2-1-3	5-0-1-0	-
Columbia	Mar 16	4-2-3-3	-	-	5-0-1-0	1-0-1-0	2-0-0-0	5-3-3-1	-	-	5-2-3-2	5-1-2-2	5-0-1-0	4-1-1-0	Def	0-0-0-0
Columbia	Mar 17	1-0-0-0	1-0-0-0	-	4-3-2-3	3-2-1-1	-	5-2-2-3	1-0-0-0	2-1-1-0	4-2-2-0	-	4-4-2-0	3-1-2-2	5-1-1-2	1-0-0-0
Columbia	Mar 18	2-0-1-0	-	-	3-2-1-2	3-1-0-0	Def	4-3-1-0	1-0-1-0	1-1-1-3	4-1-1-1	4-2-2-2	6-1-3-0	3-2-3-3	4-1-2-1	Def
Clemson	Mar 20	-	-	-	3-1-0-0	2-1-0-0	-	4-1-1-1	1-0-1-0	-	3-0-0-0	4-2-2-2	4-0-0-0	3-0-2-3	3-0-1-0	1-0-0-0
COFC	Mar 23	1-0-0-0	-	-	4-0-0-0	5-0-2-0	Def	5-0-1-1	4-0-2-1	-	4-0-0-0	4-1-2-2	4-2-2-0	5-1-1-1	3-1-2-1	Def
COFC	Mar 24	-	-	-	5-2-4-1	4-0-3-5	1-0-0-0	1-2-0-0	3-0-0-0	Def	3-0-1-1	5-0-0-0	4-0-1-0	4-1-0-0	2-3-1-1	1-0-1-0
COFC	Mar 25	-	-	-	5-1-3-2	3-0-0-0	Def	5-0-1-0	1-0-0-0	3-1-1-0	3-1-1-0	4-2-2-3	5-2-2-0	5-0-2-0	2-0-0-0	-
Clemson	Mar 28	-	1-0-0-0	1-1-1-0	3-0-0-0	Def	4-0-1-1	4-1-2-1	-	1-0-0-0	2-0-0-1	2-2-0-0	5-0-1-1	4-1-3-1	3-1-1-1	2-0-0-0
CIT	Mar 30	-	-	-	3-1-1-1	4-0-0-0	-	3-1-1-2	3-0-0-0	-	3-0-0-1	3-1-1-1	4-3-3-1	4-1-2-1	3-0-1-0	1-0-0-0
CIT	Mar 31	-	-	2-0-0-0	3-2-3-1	4-3-1-2	1-0-0-0	4-0-0-1	0-1-0-0	1-0-0-0	4-1-3-2	4-1-1-0	4-1-3-3	5-1-1-2	4-2-1-0	-
CIT	Apr 01	1-1-1-1	-	1-1-1-0	6-2-1-1	2-0-2-1	2-1-1-0	4-2-2-0	2-1-1-1	2-1-2-2	5-2-3-3	5-1-1-1	4-1-3-2	5-2-2-1	3-2-1-2	Def
DAV	Apr 05	2-0-0-0	-	-	4-2-2-1	4-1-1-0	-	4-2-2-3	2-1-0-0	-	4-1-2-1	5-2-3-2	6-2-3-0	4-2-3-1	2-0-0-2	-
DAV	Apr 06	-	-	-	2-1-2-0	3-0-1-1	Def	5-1-1-2	-	4-1-1-0	2-1-0-0	5-2-2-2	4-0-1-0	5-3-3-3	5-1-1-2	-
DAV	Apr 07	-	-	-	2-1-0-0	4-0-1-0	-	4-0-2-1	1-0-0-0	-	4-0-1-0	1-1-0-0	4-0-0-0	4-0-0-0	4-0-0-0	2-0-0-0
UNCA	Apr 10	1-0-0-0	1-0-0-0	1-0-0-0	3-1-1-0	3-1-0-0	1-0-0-0	6-1-2-0	1-0-0-0	3-0-1-2	-	3-1-1-0	5-2-2-1	3-3-1-1	2-2-1-3	0-0-0-0
UNCG	Apr 13	-	-	-	4-0-2-1	4-1-2-1	-	3-1-0-0	1-0-0-0	-	4-1-1-1	2-0-0-0	4-1-2-1	3-0-0-0	4-1-1-1	-
UNCG	Apr 14	1-0-1-2	-	-	5-1-0-1	4-1-1-1	Def	5-0-2-1	1-1-1-0	3-0-0-0	3-2-1-0	4-2-2-1	5-2-4-3	5-0-1-2	4-1-0-0	Def
UNCG	Apr 14	-	-	-	4-1-1-0	3-1-2-0	-	4-1-1-0	2-0-1-0	-	4-0-1-0	4-0-1-0	5-0-1-0	4-1-1-1	5-0-3-1	1-0-0-0
ETSU	Apr 18	-	-	0-1-0-0	4-1-1-1	4-0-0-0	-	4-1-1-0	1-1-0-0	-	4-1-1-0	4-0-2-2	4-0-2-0	4-1-1-2	3-1-1-1	-
ELON	Apr 20	-	-	-	3-1-1-0	3-1-1-0	-	3-0-0-0	3-0-0-1	-	4-0-1-1	4-0-1-0	3-0-0-0	3-0-1-0	3-2-3-1	-
ELON	Apr 21	1-0-0-0	-	1-0-0-0	4-1-2-1	4-1-2-1	-	3-0-1-0	-	-	3-0-0-1	4-0-0-0	3-0-0-0	4-1-3-1	4-0-1-0	-
ELON	Apr 22	1-0-0-0	-	Def	3-0-0-1	3-3-2-2	-	3-0-0-0	-	-	3-0-0-0	4-0-1-0	4-1-1-0	4-0-1-2	3-0-1-0	1-0-0-0
HPU	04-24-07	4-4-3-1	-	-	5-1-1-2	5-1-2-0	1-0-1-2	5-1-0-0	1-1-1-0	1-0-0-0	3-1-1-1	4-1-2-3	4-3-2-1	4-1-2-1	6-1-2-1	-
UGA	Apr 25	2-0-0-1	-	-	5-2-2-0	5-1-0-0	-	3-0-0-0	-	0-0-0-0	3-1-1-0	1-1-0-2	4-1-0-0	5-1-3-2	5-0-2-2	-
FUR	Apr 27	2-0-0-0	-	-	3-1-2-1	-	3-0-0-0	3-0-1-0	0-0-0-1	-	4-0-0-0	3-0-0-0	5-0-2-0	5-2-3-1	4-0-0-0	-
FUR	Apr 28	1-0-0-0	-	1-0-0-0	3-2-2-4	-	4-0-0-0	5-2-4-0	3-0-0-0	2-0-0-0	Def	5-1-3-3	6-2-2-1	4-2-2-2	5-3-2-2	-
FUR	Apr 29	-	-	-	4-0-1-1	-	3-0-1-0	5-0-0-0	-	-	4-2-2-1	5-1-2-2	3-1-0-1	3-2-1-0	5-1-2-2	3-1-1-0
ASU	May 04	1-0-0-0	-	-	3-1-1-2	-	3-0-1-0	4-0-2-2	2-0-0-0	-	4-1-0-0	3-1-1-0	3-0-0-1	3-1-1-0	4-2-2-1	1-0-0-0
ASU	May 05	3-0-1-0	-	-	3-2-1-1	-	4-0-0-0	5-1-3-2	-	-	5-0-4-5	4-2-1-2	4-1-1-0	4-3-3-1	5-4-4-1	2-0-0-0
ASU	May 06	-	-	-	3-0-0-0	-	2-0-2-0	3-0-1-0	4-2-2-1	-	4-0-0-0	1-1-0-1	4-0-1-0	4-0-1-1	5-0-0-0	1-0-0-0
OSU	May 08	-	-	-	5-1-0-0	-	4-0-2-1	4-1-1-1	-	3-0-0-0	4-2-2-1	4-1-1-1	5-0-2-1	4-1-1-0	5-1-2-1	-
OSU	May 09	1-0-0-0	-	2-0-0-0	5-1-2-3	-	4-1-1-0	5-1-1-3	2-0-0-0	-	4-1-2-0	4-1-0-0	3-2-0-0	4-3-3-4	4-2-3-2	Def
WOF	May 11	1-1-1-1	1-1-1-0	1-0-0-0	5-1-1-3	1-0-1-1	3-2-0-0	6-4-4-6	2-0-0-0	1-1-0-0	5-0-1-2	4-6-4-4	5-1-1-0	4-4-4-3	5-4-2-5	1-0-0-1
WOF	May 12	1-0-1-0	1-0-0-0	2-0-0-0	5-3-2-3	6-1-2-1	2-2-0-0	4-1-1-1	Def	2-0-0-0	3-2-1-1	5-5-5-7	4-2-2-3	6-2-2-3	4-3-2-1	1-0-0-0
WOF	May 13	2-0-0-0	Def	1-0-0-0	4-2-2-5	4-1-0-0	Def	4-1-1-2	1-0-0-0	Def	5-1-2-0	1-3-0-0	4-1-0-0	4-4-3-3	4-1-0-1	1-0-0-0
HIPT	May 15	1-0-1-0	-	-	3-0-0-0	4-1-1-0	-	4-0-1-0	1-0-0-0	-	4-1-1-0	2-0-1-1	1-2-0-0	2-0-0-2	3-0-0-1	Def
GSU	May 17	2-0-0-0	-	Def	4-1-1-0	4-1-2-0	-	4-1-2-2	-	-	4-0-1-0	4-0-2-0	4-1-2-1	4-0-1-0	3-0-0-1	1-0-0-0
GSU	May 18	5-1-1-2	-	-	5-0-1-1	3-2-1-0	-	1-0-0-0	-	-	5-1-3-0	3-1-2-1	5-1-3-0	4-1-2-3	3-1-0-0	3-0-0-0
GSU	May 19	1-0-0-0	-	-	5-0-3-1	4-0-1-0	-	-	1-0-0-0	2-0-1-1	4-1-3-0	4-0-1-0	5-0-2-0	4-1-1-0	4-0-0-0	-
CIT	May 23	1-0-0-0	-	-	3-0-0-0	5-0-1-0	-	3-1-0-0	1-0-1-0	2-0-0-0	4-1-3-0	3-0-2-1	-	5-0-0-0	3-0-0-1	3-0-0-0
GSU	May 24	1-0-0-0	-	-	4-1-2-1	5-1-3-0	-	4-0-0-0	-	3-0-1-0	5-0-2-1	4-0-2-1	-	4-0-0-0	4-2-2-1	4-1-2-1
ECU	June 1	1-0-0-0	-	-	4-0-1-2	4-0-0-0	-	4-0-3-0	1-0-0-0	-	4-0-0-1	3-1-1-1	5-2-4-0	5-2-3-2	4-2-2-0	4-1-2-0
JAV	June 2	-	-	-	4-1-2-1	4-0-0-0	-	4-1-1-1	-	-	4-1-2-0	3-1-0-0	4-0-2-0	4-1-1-2	4-1-3-1	4-1-1-0
ECU	June 3	-	-	-	3-1-2-0	3-1-1-3	-	4-2-3-3	-	-	2-1-0-0	5-0-0-1	5-0-2-0	5-1-1-1	4-1-1-0	3-2-1-0
UNC	June 4	-	-	-	4-1-2-1	4-0-1-0	-	4-1-1-0	-	-	4-0-1-2	5-1-2-1	5-0-0-0	4-1-1-0	4-1-2-0	4-0-1-1

2008 CATAMOUNT BASEBALL

II-TIME SOUTHERN CONFERENCE REGULAR SEASON CHAMPION ♦ 9-TIME SOUTHERN CONFERENCE TOURNAMENT CHAMPION

II NCAA APPEARANCES: 1985, 1986, 1987, 1988, 1989, 1992, 1993, 1994, 1997, 2003, 2007

2007 WESTERN CAROLINA UNIVERSITY CATAMOUNTS

INDIVIDUAL GAME-BY-GAME PITCHING STATISTICS

#15 - ANDREW LARRIMORE (11 App., 9.00 ERA, 1-0, 1 Save)												
Date	Opponent	GS-CG	IP	H	R	ER	BB	SO	W	L	S	
2/23	Connecticut	1.0	2	3	1	2	2					
5/7	Mercer	1.0	1	0	0	0	0					
5/9	Xavier	2.0	1	1	1	2	1					
5/17	Columbia	2.0	2	1	1	2	0	W				
5/24	at Coll. of Charleston	1.2	5	3	3	1	0					
4/1	The Citadel	1.0	1	0	0	1	1					
4/6	at Davidson	0.1	1	0	0	0	0					
4/10	at UNC Asheville	1.0	2	3	2	3	1					
4/24	at High Point	1.0	2	4	4	2	1					
5/11	at Wofford	1.0	0	0	0	0	1					
5/12	at Wofford	3.0	7	3	3	2	3				S	
Totals		0	0	15.0	24	18	15	10	1	0	1	

#16 - COREY MARTIN (19 App., 5.16 ERA, 5-3, 1 Save)												
Date	Opponent	GS-CG	IP	H	R	ER	BB	SO	W	L	S	
2/23	Connecticut	2.0	2	0	0	0	3					
3/6	at East Tennessee State	3.0	6	3	3	2	1				S	
3/10	Xavier	3.1	3	2	2	0	0					
3/14	UNC Asheville	3.0	3	1	1	0	0					
3/18	Columbia	2.0	4	1	1	1	1	W				
3/23	at Coll. of Charleston	1.0	1	0	0	0	0					
3/24	at Coll. of Charleston	0.1	1	2	1	1	0					
3/28	at Clemson	2.0	4	3	2	0	1					
3/31	The Citadel	0.0	1	0	0	0	0					
4/1	The Citadel	6.0	1	0	0	1	2	W				
4/7	at Davidson	5.1	5	0	0	1	5	W				
4/14	at UNC Greensboro	4.1	5	4	4	1	4	L				
4/22	Elon	5.0	6	3	3	3	3					
4/25	Georgia	0.0	2	2	2	0	0					
4/29	at Furman	5.1	6	5	5	1	1	W				
5/6	Appalachian State	4.1	6	4	3	1	4	L				
5/13	at Wofford	6.0	3	1	1	2	4	W				
5/19	Georgia Southern	5.0	7	3	3	0	8	L				
6/3	vs. East Carolina	1.1	6	3	3	0	0					
Totals		9	59.1	72	37	34	14	37	5	3	1	

#20 - TYLER JOHNSON (20 App., 5.93 ERA, 3-3, 1 Save)												
Date	Opponent	GS-CG	IP	H	R	ER	BB	SO	W	L	S	
2/17	at Kennesaw State	4.0	7	2	2	2	4				S	
2/24	Connecticut	3.0	2	2	2	0	2					
2/27	at Georgia Tech	4.2	7	1	1	1	6					
5/3	vs. Pepperdine	1.1	6	2	1	0	2	L				
5/7	Mercer	3.0	5	6	6	2	2	L				
5/11	Xavier	3.1	1	0	0	1	5	W				
5/14	UNC Asheville	1.1	3	1	1	0	2	L				
5/18	Columbia	5.0	7	5	5	3	8					
5/24	at Coll. of Charleston	1.2	7	7	7	3	2					
5/28	at Clemson	1.0	4	4	2	1	0					
4/5	at Davidson	1.1	3	3	3	1	0					
4/14	at UNC Greensboro	2.0	1	0	0	0	1					
4/18	East Tennessee State	3.0	3	1	1	2	4					
4/25	Georgia	4.1	4	4	1	3	6					
5/6	Appalachian State	1.2	5	2	2	0	1					
5/9	at Ohio State	5.0	8	2	2	1	0	W				
5/15	High Point	5.0	3	0	0	1	6	W				
6/2	vs. Jacksonville	1.0	1	0	0	0	0					
6/4	North Carolina	4.0	5	2	2	2	2					
Totals		9	57.2	84	44	38	23	57	3	3	1	

#21 BRYAN CORBETT (15 App., 3.96 ERA, 3-1)												
Date	Opponent	GS-CG	IP	H	R	ER	BB	SO	W	L	S	
3/7	Mercer	2.0	1	0	0	0	0					
3/10	Xavier	2.1	2	0	0	2	2					
3/16	Columbia	1.2	1	0	0	0	2					
3/24	at Col. of Charleston	2.1	3	2	2	2	2	L				
3/28	at Clemson	1.0	1	0	0	0	1					
3/21	The Citadel	1.0	0	0	0	0	0					
4/1	The Citadel	1.0	0	0	0	0	0					
4/5	at Davidson	1.1	2	1	1	1	1	W				
4/14	at UNC Greensboro	1.0	1	1	1	0	1					
4/24	at High Point	2.1	4	1	1	1	1	W				
4/25	Georgia	0.1	2	0	0	0	1					
5/5	Appalachian State	1.0	0	0	0	0	1					
5/9	at Ohio State	2.0	1	0	0	0	1					
5/11	at Wofford	3.2	6	3	3	0	5	W				
5/23	The Citadel	2.0	4	3	3	1	1					
Totals		0	0	25.0	28	11	11	7	19	3	1	0

#22 - BROCK THORNBURG (18 App., 5.40 ERA, 4-2, 1 Save)												
Date	Opponent	GS-CG	IP	H	R	ER	BB	SO	W	L	S	
2/17	at Kennesaw State	5.0	6	4	4	3	2	W				
2/24	Connecticut	3.0	7	4	4	1	1	L				
3/3	vs. Pepperdine	6.0	6	1	1	4	6					
3/10	Xavier	1.2	6	6	4	3	1	L				
3/14	UNC Asheville	3.0	5	5	5	2	3					
4/10	at UNC Asheville	2.0	0	0	0	0	0					
4/14	at UNC Greensboro	1.2	3	2	2	1	0					
4/18	East Tennessee State	3.0	3	2	2	0	5	W				
4/22	Elon	0.2	1	0	0	0	0					
4/24	at High Point	4.2	7	3	3	3	1					
4/28	at Furman	2.0	0	0	0	1	1					
5/5	Appalachian State	1.0	2	3	3	3	0					
5/8	at Ohio State	6.0	5	3	3	1	5	W				
5/13	at Wofford	1.0	2	0	0	0	0					
5/15	High Point	1.0	0	0	0	0	1					
5/18	Georgia Southern	3.0	1	0	0	1	1	S				
5/23	The Citadel	3.1	1	0	0	2	3					
6/3	vs. East Carolina	5.1	5	2	1	3	2	W				
Totals		7	53.1	60	35	32	28	32	4	2	1	

#24 - CHRIS MASTERS (31 App., 3.31 ERA, 5-2, 1 Save)												
Date	Opponent	GS-CG	IP	H	R	ER	BB	SO	W	L	S	
2/16	at Kennesaw State	0.2	1	1	1	2	2					
3/18	at Kennesaw State	0.0	3	2	0	0	0					
2/27	at Georgia Tech	2.1	0	0	0	2	4	W				
3/2	vs. N.C. State	1.1	1	2	2	1	1					
3/6	at East Tenn. State	6.0	5	1	1	1	5	W				
3/11	Xavier	4.2	5	7	2	4	4					
3/16	Columbia	2.1	4	2	2	2	4	W				
3/18	Columbia	1.0	1	0	0	0	0					
3/20	Clemson	0.1	0	0	0	0	3					
3/23	at Coll. of Charleston	0.2	1	1	1	0	0	L				
3/28	at Clemson	2.0	3	4	0	3	2	L				
3/31	The Citadel	0.1	1	0	0	0	0	W				
4/6	at Davidson	1.0	0	0	0	0	0					
4/7	at Davidson	1.2	2	1	1	0	1					
4/10	at UNC Asheville	5.0	4	1	1	3	4	W				
4/14	at UNC Greensboro	0.0	2	3	3	2	0					
4/18	East Tennessee State	2.0	1	0	0	1	3					
4/21	Elon	1.2	1	1	1	0	1					
4/22	Elon	0.1	0	0	0	0	0					
4/25	Georgia	2.2	2	0	0	1	2					
4/29	at Furman	2.2	0	0	0	1	4					
5/5	Appalachian State	1.0	1	0	0	1	3					
5/6	Appalachian State	1.2	1	0	0	1	3					
5/8	at Ohio State	2.2	2	0	0	1	2					
5/13	at Wofford	1.0	0	0	0	0	2					
5/15	High Point	2.0	1	0	0	0	3					
5/17	Georgia Southern	1.1	2	1	1	1	3					
5/19	Georgia Southern	1.1	1	1	1	2	2					
6/1	vs. East Carolina	1.1	5	3	3	1	2					
6/3	vs. East Carolina	2.1	0	0	0	0	4	S				
6/4	North Carolina	0.1	2	0	0	0	0					
Totals		4	0	54.1	52	31	20	33	62	5	2	1

#26 - GREG HOLLAND (33 App., 3.77 ERA, 4-5, 10 Saves)												
Date	Opponent	GS-CG	IP	H	R	ER	BB	SO	W	L	S	
2/16	at Kennesaw State	2.0	2	0	0	2	5					
2/25	Connecticut	1.0	0	0	0	0	1					
2/27	at Georgia Tech	1.2	2	1	1	2	2					
3/2	vs. N.C. State	1.1	1	0	0	2	1	S				
3/4	at East Carolina	1.0	2	1	1	0	1	L				
3/10	Xavier	1.0	4	4	2	1	2					
3/11	Xavier	1.0	0	0	0	1	0					
3/13	at Georgia	1.1	3	0	0	0	4	W				
3/14	UNC Asheville	1.2	0	0	0	0	2					
3/16	Columbia	1.2	0	0	0	1	0	S				
3/18	Columbia	1.0	0	0	0	0	1					

2008 CATAMOUNT BASEBALL

II-TIME SOUTHERN CONFERENCE REGULAR SEASON CHAMPION ♦ 9-TIME SOUTHERN CONFERENCE TOURNAMENT CHAMPION
 II NCAA APPEARANCES: 1985, 1986, 1987, 1988, 1989, 1992, 1993, 1994, 1997, 2003, 2007

2007 SoCon FINAL STANDINGS

Team	SoCon Games			Overall		
	W	L	Pct	W	L	Pct
1. College of Charleston	20	7	.741	39	19	.690
2. WESTERN CAROLINA	20	7	.741	40	18	.690
3. Elon	15	12	.556	32	29	.525
4. Appalachian State	14	13	.519	33	26	.559
5. UNC Greensboro	14	13	.519	30	30	.500
6. Georgia Southern	13	14	.481	34	28	.548
7. The Citadel	12	15	.444	34	27	.557
8. Furman	11	16	.407	19	36	.345
9. Wofford	8	19	.296	30	31	.492
10. Davidson	8	19	.296	19	34	.358

2007 SOUTHERN CONFERENCE TOURNAMENT MAY 22-26, 2007 – CHARLESTON, S.C. JOSEPH P. RILEY, JR. PARK

Tuesday, May 22
 #9 Wofford 5, #8 Furman 3
 #7 The Citadel 7, #10 Davidson 0

Wednesday, May 23
 #5 UNC Greensboro 9, #4 Appalachian State 3
 #9 Wofford 19, #1 College of Charleston 6
 #3 Elon 14, #6 Georgia Southern 7
 #7 The Citadel 7, #2 Western Carolina 2

Thursday, May 24
 #4 Appalachian State 11, #1 College of Charleston 10
 #6 Georgia Southern 6, #2 Western Carolina 5
 #9 Wofford 12, #6 Georgia Southern 5
 #7 The Citadel 6, #3 Elon 5

Friday, May 25
 #5 UNC Greensboro 8, #6 Georgia Southern 6
 #3 Elon 9, #4 Appalachian State 5
 #9 Wofford 6, #7 The Citadel 2
 #3 Elon 11, #5 UNC Greensboro 9 (10 innings)

Saturday, May 26
 #7 The Citadel 5, #3 Elon 2
 #9 Wofford 4, #7 The Citadel 3

2007 SOUTHERN CONFERENCE ALL-TOURNAMENT TEAM

- P – Ben Austin, Wofford
- C – Richard Jones, The Citadel
- 1B – Zach Brown, The Citadel
- 2B – Eric Sturkie, Wofford
- SS – Mike Gilmartin, Wofford
- 3B – Brandon Waring, Wofford
- OF – Chris Swauger, The Citadel
- OF – Sean Snell, UNC Greensboro
- OF – Pat Irvine, Elon
- DH – Andrew Franco, Appalachian State

Most Valuable Player
 Brandon Waring, Wofford



2007 ALL-SOUTHERN CONFERENCE BASEBALL TEAM

COACHES POLL

FIRST TEAM

- C - Blake Murphy, Western Carolina
- 1B - Zach Brown, The Citadel
- 2B - Kenny Smith, Western Carolina
- 3B - Brandon Waring, Wofford
- SS - Oliver Marmol, College of Charleston
- OF - Michael Harrington, College of Charleston
- OF - Barrett Shaft, Western Carolina
- OF - David Rubinstein, Appalachian State
- DH - Rob Wilson, Davidson
- SP - Nick Chiggas, College of Charleston
- SP - Drew Saberhagen, Western Carolina
- RP - Greg Holland, Western Carolina

SECOND TEAM

- C - Alex Garabedian, College of Charleston
- 1B - Graham Maiden, College of Charleston
- 2B - Chris Campbell, College of Charleston
- 3B - Ben Lasater, College of Charleston
- SS - Jason Altenhof, Appalachian State
- OF - Chris Swauger, The Citadel
- OF - Steven Strausbaugh, Western Carolina
- OF - Sonny Meade, The Citadel
- DH - Richard Jones, The Citadel
- SP - Steven Hensley, Elon
- SP - Ryan Falcon, UNC Greensboro
- RP - A.J. Battisto, Georgia Southern

INDIVIDUAL HONORS

- Player of the Year: Kenny Smith, WCU
- Pitcher of the Year: Nick Chiggas, CofC
- Freshman of the Year: Richard Jones, CIT
- Coach of the Year: John Pawlowski, CofC

MEDIA POLL

FIRST TEAM

- C - Blake Murphy, Western Carolina
- 1B - Zach Brown, The Citadel
- 2B - Kenny Smith, Western Carolina
- 3B - Brandon Waring, Wofford
- SS - Oliver Marmol, College of Charleston
- OF - Jonathan Greene, Western Carolina
- OF - Michael Harrington, College of Charleston
- OF - David Rubinstein, Appalachian State
- DH - Richard Jones, The Citadel
- SP - Nick Chiggas, College of Charleston
- SP - Drew Saberhagen, Western Carolina
- RP - Greg Holland, Western Carolina

SECOND TEAM

- C - Alex Garabedian, College of Charleston
- 1B - John Ingram, Western Carolina
- 2B - Chris Campbell, College of Charleston
- 3B - Ben Lasater, College of Charleston
- SS - Mike Gilmartin, Wofford
- OF - Steven Strausbaugh, Western Carolina
- OF - Mike Economos, Georgia Southern
- OF - Patrick Irvine, Elon
- DH - Rob Wilson, Davidson
- SP - Steven Hensley, Elon
- SP - Ryan Falcon, UNC Greensboro
- RP - Matt Webb, Davidson

INDIVIDUAL HONORS

- Player of the Year: Kenny Smith, WCU
- Pitcher of the Year: Nick Chiggas, CofC
- Freshman of the Year: Richard Jones, CIT
- Coach of the Year: Todd Raleigh, WCU



GREENE



HOLLAND



INGRAM



MURPHY



SABERHAGEN



SHAFT



SMITH



STRAUSBAUGH

2007 SoCon TEAM BATTING LEADERS

TEAM	G	Avg	AB	R	H	2B	3B	HR	RBI	SLG%	SB-A
College of Charleston	58	.350	2170	552	760	149	26	92	204	.292	88-116
Appalachian State	59	.329	2148	483	707	168	25	42	261	.335	69-101
WESTERN CAROLINA	58	.322	2092	491	674	141	10	81	259	.350	67-93
The Citadel	61	.307	2189	418	671	121	17	70	211	.366	39-57
Wofford	61	.304	2111	441	642	116	12	106	216	.405	33-44
Davidson	53	.301	1920	361	577	109	10	47	225	400	26-39
Georgia Southern	62	.298	2184	438	650	143	9	61	249	.417	82-100
Elon	61	.297	2107	444	626	109	18	50	277	.409	103-139
UNC Greensboro	60	.292	2103	372	614	119	16	43	242	.346	52-64
Furman	55	.270	1883	246	509	78	9	36	178	.358	49-74

2007 SoCon TEAM PITCHING LEADERS

TEAM	G	ERA	W	L	Sv	IP	H	R	ER	BB	SO
WESTERN CAROLINA	58	4.82	40	18	14	515.1	607	326	276	218	400
College of Charleston	58	4.85	39	19	6	527.0	578	385	282	260	445
The Citadel	61	5.08	34	27	12	549.1	677	387	310	201	397
Georgia Southern	62	5.39	34	28	14	543.0	680	386	325	196	425
UNC Greensboro	60	5.43	30	30	5	532.0	606	378	321	190	384
Elon	61	5.55	32	29	8	543.1	647	399	335	274	383
Furman	55	5.83	19	36	8	483.1	584	375	313	186	316
Appalachian State	59	5.96	33	26	7	513.0	625	412	340	228	398
Wofford	61	7.35	30	31	15	521.2	685	502	426	283	353
Davidson	53	8.28	19	34	9	465.0	673	509	428	225	261

2008 CATAMOUNT BASEBALL

II-TIME SOUTHERN CONFERENCE REGULAR SEASON CHAMPION ♦ 9-TIME SOUTHERN CONFERENCE TOURNAMENT CHAMPION

II NCAA APPEARANCES: 1985, 1986, 1987, 1988, 1989, 1992, 1993, 1994, 1997, 2003, 2007

INDIVIDUAL GAME RECORDS – BATTING

Category	Record	Player	Opponent, Year
Hits	6	Danny Sells	Guilford, 1961
	6	Bob Ballance	North Georgia, 1960
Doubles	3	achieved 16 times	
Triples	2	achieved 13 times	
Home Runs	4	Skip Nelloms	UNC Asheville, 1986
RBI	9	Donovan Minero	N.C. A&T, 2001
Total Bases	17	Skip Nelloms	UNC Asheville, 1985

INDIVIDUAL GAME RECORDS – PITCHING

Category	Record	Player	Opponent, Year
Strikeouts	20	Wayne McCauley	Allen, 1971
Innings Pitched	11.2	Don Bright	VMI, 1971
No Hitters		Greg Moore	Appalachian State, 1983
		Jeff Mashburn	Appalachian State, 1982
		Rick Adair	The Citadel, 1979
		Jerry Reed	West Virginia St., 1976

TEAM GAME RECORDS

Category	Record	Opponent, Year
Hits	30	Furman, 1993
Hits in an Inning	* 12	VMI, 1991
Runs	29	Marshall, 1992
Runs in an Inning	13	VMI, 1988
	13	VMI, 1991
Home Runs	* 10	UNC Asheville, 1986
Stolen Bases	12	Catawba, 1965
Strikeouts Pitching	20	Allen, 1971
Largest Win Margin	28	Allen, 1971
Win Margin in a Shutout	23	Allen, 1971

WCU TEAM TRIPLE CROWN WINNERS

Year	Name	.Avg	RBI	HR
1961	Jim Ray	.322	22	4
1962	Ken Morgan	.372	21	5
1967	Roddy Edwards	.353	20	4
1977	Keith Ebersole	.423	48	6
1981	Mel Kinsey	.400	50	15
1985	Mike Carson	.363	56	13
1990	Grant Brittain	.428	68	20
1994	Mike Tidick	.376	58	15
1996	Alex Tolbert	.424	66	11
2002	Donovan Minero	.374	62	15
2004	Jared Greenwood	.338	63	21
2005	Steven Strausbaugh	.367	51	12
2007	Kenny Smith	.390	84	20

SEASON FIELDING RECORDS

Chances	606	Todd Buchanan	2003
Percentage	1.000	Kevin Bellomo	1990 (0 errors in 136 chances)
Putouts	575	Todd Buchanan	2003
Assists	205	Chris Moore	1997

CAREER FIELDING RECORDS

Chances	1,789	Todd Buchanan	2000-03
Pct. (min 500 chances)	.992	Todd Buchanan	2000-03 (15 errors in 1789 chances)
Putouts	1,691	Todd Buchanan	2000-03
Assists	667	Todd Roper	2000-03

INDIVIDUAL CAREER RECORDS

BATTING

Games	* 242	Matt Raleigh	1989-92
Average	.402	Keith Ebersole	1977-78
At-Bats	875	Todd Roper	2001-04
Runs	* 251	Matt Raleigh	1989-92
Hits	311	Chris Moore	1996-99
Doubles	70	Rod Goldston	2000-03
Triples	15	Martin Barrow	1995-98
Home Runs	* 68	Matt Raleigh	1989-92
RBI	254	Chris Moore	1996-99
Total Bases	580	Matt Raleigh	1989-92
Slugging Percentage	.693	Matt Raleigh	1989-92
Stolen Bases	84	Wayne Tolleson	1975-78
Times Walked	144	Chris Moore	1996-99
Grand Slams	* 5	Todd Buchanan	2000-03

PITCHING

Wins	34	Mark DiFelice	1995-98
W-L Pct.	.788	Scott Gay (26-7)	1983-85
ERA	1.27	Don Bright	1971-73
Saves	22	Ryan Foster	2000-03
Appearances	121	Ryan Foster	2000-03
Complete Games	22	Rod Rogers	1962-66
Shutouts	6	Rick Adair	1977-79
	6	Don Bright	1971-73
Innings Pitched	363.2	Clark Maxwell	1994-97
Strikeouts	374	Clark Maxwell	1994-97

* - Southern Conference Record (through the 2007 season)

INDIVIDUAL SEASON RECORDS

BATTING

Games	* 70	David Hyatt	1985
Average	.441	Bob Ballance	1960
At-Bats	266	Rodney Hennon	1993
Runs	83	Eric Johnson	1999
Hits	101	Kevin Bellomo	1991
	101	Keith LeClair	1988
Singles	75	Barrett Shaft	2007
	75	Rodney Hennon	1993
Doubles	26	Rod Goldston	2003
Triples	7	Tracy Biggs	1999
Home Runs	26	Steve Harris	1999
Grand Slams	* 3	Todd Buchanan	2002
RBI	84	Kenny Smith	2007
	84	Chris Moore	1999
Total Bases	* 189	Kenny Smith	2007
Slugging Percentage	.776	Matt Raleigh	1991
Times Walked	62	Chris Moore	1998
Stolen Bases	46	Eric Johnson	1999
Sacrifice Hits	11	Todd Roper	2003
Hitting Streak	# 27	Scott Lyman	1993

- streak began in the 1992 season and carried over the the 1993 season

PITCHING

Wins	12	Jason Beverlin	1993
	12	Scott Gay	1985
W-L Pct.	1.000	Scott Gay (10-0)	1984
	1.000	Jerry Reed (10-0)	1977
ERA	0.85	Dan Kysliger	1992
Saves	14	Mike Manning	1994
Appearances	40	Mike Manning	1994
Complete Games	12	Harris Pryor	1959
Shutouts	3	Rick Adair	1978
	3	Don Bright	1973
	3	Wayne McCauley	1971
Innings Pitched	125.0	Ryan Basner	2003
Strikeouts	154	Jason Beverlin	1994

2008 CATAMOUNT BASEBALL

II-TIME SOUTHERN CONFERENCE REGULAR SEASON CHAMPION ♦ 9-TIME SOUTHERN CONFERENCE TOURNAMENT CHAMPION

II NCAA APPEARANCES: 1985, 1986, 1987, 1988, 1989, 1992, 1993, 1994, 1997, 2003, 2007

TEAM HITTING STATISTICS SINCE 1969

Year	G	AB	R	H	2B	3B	HR	RBI	BB	SO	SB	.Avg
1969	25	810	109	183	32	7	6	86	108	196	20	.227
1970	21	736	127	186	32	10	11	106	98	141	17	.252
1971	31	1079	167	291	55	14	18	149	108	289	74	.270
1972	30	985	156	253	44	11	12	139	123	180	58	.256
1973	20	668	88	167	25	3	5	75	n/a	n/a	n/a	.250
1974	25	836	112	194	36	2	8	95	117	171	31	.232
1975	24	798	157	241	39	13	11	132	119	142	56	.302
1976	31	1047	190	286	46	12	12	173	159	149	38	.273
1977	32	1039	293	35	66	12	37	277	181	114	60	.322
1978	34	1083	304	356	70	22	36	283	218	155	77	.329
1979	28	828	155	242	39	20	12	147	146	99	47	.292
1980	37	1254	251	406	80	18	19	241	166	149	74	.324
1981	39	1153	282	346	56	6	46	248	189	151	45	.300
1982	40	1268	337	409	77	15	58	309	214	147	52	.323
1983	45	1360	329	397	68	12	37	292	273	194	57	.292
1984	57	1740	358	515	77	17	44	319	276	22	58	.296
1985	72	2360	498	728	123	19	56	434	325	308	75	.308
1986	61	2042	497	696	119	16	72	449	280	240	34	.341
1987	56	1815	424	567	112	9	73	372	279	267	48	.312
1988	62	2082	481	674	119	15	116	448	258	319	65	.324
1989	54	1709	311	446	78	8	70	281	264	248	20	.261
1990	62	1956	465	615	135	20	65	415	298	312	67	.314
1991	62	2070	519	684	461	132	12	67	283	319	87	.330
1992	66	2246	507	719	125	11	87	449	268	437	84	.320
1993	62	2121	452	658	104	13	67	395	190	350	82	.310
1994	63	2094	394	617	114	18	45	314	200	403	104	.295
1995	56	1910	363	559	105	13	42	325	244	393	94	.293
1996	57	1972	403	613	111	13	52	348	202	362	73	.311
1997	62	2256	560	792	142	21	100	491	238	360	102	.351
1998	60	2083	485	639	122	17	55	428	280	433	153	.307
1999	60	2087	502	684	122	20	82	445	255	391	123	.328
2000	53	1829	330	522	101	10	23	287	198	337	40	.285
2001	56	2012	425	626	143	7	56	378	224	336	45	.311
2002	56	2007	429	671	130	10	56	391	223	304	32	.334
2003	64	2265	477	694	148	14	58	421	274	389	96	.306
2004	59	2082	396	606	137	11	66	360	220	389	45	.291
2005	56	1934	375	566	105	14	44	340	228	363	25	.293
2006	60	2115	419	641	113	11	65	375	243	394	67	.303
2007	62	2242	520	725	148	12	87	471	266	370	69	.323

TEAM PITCHING STATISTICS SINCE 1969

Year	G	W-L	Sv	IP	H	R	ER	ERA	BB	K	CG	SH
1969	25	11-14	-	67.3	56	26	17	2.27	10	14	-	-
1970	21	9-12	-	182.0	173	106	74	3.66	92	17	-	-
1971	31	20-11	5	264.1	168	99	57	1.93	137	320	13	-
1972	30	15-15	5	259.0	224	116	71	2.46	104	223	-	2
1973	20	11-9	4	176.2	136	100	60	3.05	100	157	-	-
1974	25	11-14	3	215.0	197	138	86	3.87	144	177	8	2
1975	24	15-8	4	198.2	170	108	71	3.21	104	166	8	-
1976	31	16-15	3	266.0	231	162	90	3.04	167	212	11	-
1977	32	27-5	2	257.0	257	162	128	4.48	181	171	9	-
1978	34	20-13	2	266.0	252	195	144	4.87	163	195	19	-
1979	28	13-15	1	212.0	223	187	132	5.60	154	135	12	2
1980	37	22-15	9	298.1	320	228	174	5.25	178	192	9	0
1981	39	25-14	11	284.2	298	230	153	4.84	203	174	9	2
1982	40	28-12	10	313.0	332	232	157	4.51	196	186	11	3
1983	45	25-20	4	347.1	481	360	248	6.43	194	175	13	1
1984	57	37-20	6	437.0	445	291	213	4.38	231	248	26	2
1985	72	37-35	9	565.0	646	471	364	5.80	365	382	21	3
1986	61	33-28	9	473.2	610	460	330	6.27	282	292	14	2
1987	56	36-20	11	449.2	517	337	244	4.88	239	266	11	0
1988	62	38-24	11	474.0	571	353	262	4.97	254	291	14	2
1989	54	23-31	8	429.2	531	390	328	6.87	256	278	10	2
1990	62	37-25	12	484.2	564	378	260	4.83	251	339	11	3
1991	62	36-26	5	498.2	555	368	278	5.02	228	375	15	5
1992	66	44-21	12	551.2	598	355	251	4.09	231	446	18	4
1993	62	34-28	9	509.1	573	388	298	5.27	253	396	10	1
1994	63	45-18	14	535.2	491	233	177	2.97	244	466	9	4
1995	56	32-24	7	486.0	553	338	257	4.76	218	408	12	4
1996	57	32-24	8	482.2	542	380	282	5.26	257	416	11	2
1997	62	42-20	8	527.0	617	429	377	6.44	284	480	9	1
1998	60	45-15	15	513.1	522	301	229	4.01	236	499	8	1
1999	60	36-23	10	511.1	633	406	324	5.70	243	388	9	1
2000	53	15-38	4	451.2	620	432	338	6.74	212	285	3	0
2001	56	30-26	11	481.0	621	408	324	6.06	182	325	2	1
2002	56	33-23	15	482.1	552	318	246	4.59	156	372	2	5
2003	64	49-21	14	566.1	597	309	237	3.77	177	405	5	6
2004	59	28-31	9	517.0	679	395	337	5.87	163	374	3	1
2005	56	33-23	17	491.1	627	380	324	5.93	170	359	3	0
2006	60	33-27	12	528.0	661	392	323	5.51	184	434	0	3
2007	62	42-20	15	550.1	653	346	293	4.79	230	425	2	3

2008 CATAMOUNT BASEBALL

II-TIME SOUTHERN CONFERENCE REGULAR SEASON CHAMPION ♦ 9-TIME SOUTHERN CONFERENCE TOURNAMENT CHAMPION

II NCAA APPEARANCES: 1985, 1986, 1987, 1988, 1989, 1992, 1993, 1994, 1997, 2003, 2007

WESTERN CAROLINA BASEBALL RECORD BOOK – SEASONAL STATISTICS

SEASON BATTING AVERAGE

Name	Year	H-AB	Avg.
1. Bob Balance	1960	NA	.441
2. Kevin Bellomo	1991	101-232	.435
3. Jim Matthews	1957	NA	.431
4. Grant Brittain	1990	77-180	.428
5. Clint Fairey	1986	65-153	.425
6. Alex Tolbert	1996	92-217	.424
7. Keith LeClair	1988	58-209	.423
Keith Ebersole	1977	47-111	.423
9. Matt Raleigh	1991	92-223	.413
10. Fred Liner	1955	NA	.409
11. Freddie Hailey	1986	58-209	.407
12. Charles Thomas	1999	99-244	.406
13. Clint Fairey	1987	77-190	.405
Greg Johnson	1983	64-158	.405
15. Jerry Gaines	1975	38-94	.404
16. Jeremy Bruce	1997	99-247	.401
Jody Henson	1995	81-202	.401
18. Mel Kinsey	1981	48-120	.400
Dwight Sherrill	1956	NA	.400

GAMES PLAYED IN A SEASON

Name	Year	No.
1. David Hyatt	1985	70
2. John Pust	1985	69
3. Matt Raleigh	1992	66
Rodney Hennon	1992	66
Joey Cox	1992	66
Mike Carson	1985	66
7. Brian Tebo	1985	65
Freddie Hailey	1985	65
9. Alan Beck	2003	64
Mike Tidick	1992	64
11. Rod Goldston	2003	63
Wayne Kilmer	2003	63
Mike Tidick	1994	63
Roy Hurst	1994	63
Marc Striker	1994	63
Stephen Pritchard	1994	63
Scott Lyman	1992	63
18. Kenny Smith	2007	62
Jonathan Greene	2007	62
Steven Strausbaugh	2007	62
Todd Buchanan	2003	62
Chris Moore	1997	62
Alex Tolbert	1997	62
Rodney Hennon	1993	62
Matt Raleigh	1991	62
Keith LeClair	1988	62

GAMES STARTED IN A SEASON

Name	Year	No.
1. Matt Raleigh	1992	66
Rodney Hennon	1992	66
Joey Cox	1992	66
4. Alan Beck	2003	64
Mike Tidick	1992	64
5. Rod Goldston	2003	63
Wayne Kilmer	2003	63
Mike Tidick	1994	63
Roy Hurst	1994	63
Stephen Pritchard	1994	63
10. Kenny Smith	2007	62
Jonathan Greene	2007	62
Marc Striker	1994	62
Chris Moore	1997	62
Alex Tolbert	1997	62
Rodney Hennon	1993	62
Matt Raleigh	1991	62
17. Blake Murphy	2007	61
John Ingram	2007	61
Steven Strausbaugh	2007	61
Todd Buchanan	2003	61
Todd Roper	2003	61

AT BATS IN A SEASON

Name	Year	No.
1. Rodney Hennon	1993	266
2. Wayne Kilmer	2003	258
Eric Johnson	1999	258
3. Chris Moore	1997	257
4. Martin Barrow	1997	256
5. Barrett Shaft	2007	255
6. Martin Barrow	1998	254
7. Todd Roper	2003	253
8. Joey Cox	1992	252
9. Rodney Hennon	1992	251

10. David Hyatt	1985	250
11. Kenny Smith	2007	249
Todd Roper	2004	249
Alan Beck	2003	249
14. Rod Goldston	2003	247
Jeremy Bruce	1997	247
16. Roy Hurst	1994	246
17. Tim Hallam	2006	245
18. Barrett Shaft	2006	244
Charles Thomas	1999	244
20. Todd Buchanan	2003	243
21. Jonathan Greene	2006	240
Chris Davis	2004	240
Jody Henson	1994	240

RUNS SCORED IN A SEASON

Name	Year	No.
1. Eric Johnson	1999	83
2. Jeremy Bruce	1997	82
3. Kevin Bellomo	1991	77
Matt Raleigh	1992	77
5. Charles Thomas	1999	76
6. Blake Murphy	2007	73
Rodney Hennon	1992	73
8. Kenny Smith	2007	72
Chris Moore	1999	72
Martin Barrow	1998	72
11. Martin Barrow	1997	71
Alex Tolbert	1997	71
13. Chris Moore	1997	69
14. Barrett Shaft	2006	68
Matt Raleigh	1991	68
Alan Beck	2003	68
17. Grant Brittain	1990	67
Freddie Hailey	1986	67
Freddie Hailey	1987	67
20. Scott Lyman	1992	66
Keith LeClair	1987	66

HITS IN A SEASON

Name	Year	No.
1. Kevin Bellomo	1991	101
Keith LeClair	1988	101
2. Eric Johnson	1999	100
3. Charles Thomas	1999	99
Jeremy Bruce	1997	99
5. Martin Barrow	1997	98
6. Kenny Smith	2007	97
7. Barrett Shaft	2007	96
8. Chris Moore	1997	95
9. Alex Tolbert	1996	92
Matt Raleigh	1991	92
Rodney Hennon	1992	92
12. Scott Lyman	1992	91
13. Roy Hurst	1994	89
14. Chris Moore	1999	88
Matt Raleigh	1992	88
16. David Hyatt	1985	87
Joey Cox	1992	87
Rodney Hennon	1993	87
19. Barrett Shaft	2006	86
Mike Tidick	1994	86
Rod Goldston	2003	86
Martin Barrow	1998	86

DOUBLES IN A SEASON

Name	Year	No.
1. Rod Goldston	2003	26
2. Alex Tolbert	1996	25
3. Kenny Smith	2007	24
4. Jared Greenwood	2004	21
Jody Henson	1995	21
Joey Cox	1992	21
Freddie Hailey	1987	21
8. Blake Murphy	2007	20
Denver Edick	2004	20
Rod Goldston	2001	20
Alan Beck	2001	20
Roy Hurst	1994	20
Rodney Tesh	1990	20
Mike Carson	1985	20
15. Todd Buchanan	2003	19
Donovan Minero	2002	19
Austin Smithwick	1999	19
Frankie Ward	1997	19
Chris Moore	1996	19
Mike Tidick	1993	19
Scott Lyman	1992	19

MOST TRIPLES IN A SEASON

Name	Year	No.
1. Tracy Biggs	1999	7
2. Martin Barrow	1997	6
Freddie Hailey	1984	6
4. Austin Smithwick	1999	5
Martin Barrow	1998	5
Chris Moore	1997	5
Matt Raleigh	1991	5
Jim Eldredge	1985	5
David Ball	1979	5
10. Kenny Smith	2007	4
Blake Murphy	2006	4
Todd Roper	2003	4
John Connolly	1994	4
Marc Striker	1994	4
Mike Tidick	1992	4
Todd Raleigh	1990	4
Keith LeClair	1988	4
Ron Huntington	1986	4
John Pust	1985	4
Willie Carpenter	1979	4
Freddy Brown	1979	4
Mark Reeser	1978	4
Wayne Tolleson	1978	4
Jerry Gaines	1975	4

HOME RUNS IN A SEASON

Name	Year	No.
1. Steve Harris	1999	26
2. Matt Raleigh	1992	25
Clint Fairey	1988	25
4. Skip Nelloms	1988	22
5. Jared Greenwood	2004	21
Chris Moore	1999	21
7. Kenny Smith	2007	20
Alex Tolbert	1995	20
Grant Brittain	1990	20
10. Alex Tolbert	1997	19
Joey Cox	1992	19
Matt Raleigh	1991	19
Tom Malchesky	1988	19
Clint Fairey	1987	19
15. Alan Beck	2003	18
Keith LeClair	1988	18
17. Steven Strausbaugh	2006	17
Donovan Minero	2001	17
Phillip Grundy	1993	17
Todd Raleigh	1991	17

SEASON RUNS BATTED IN

Name	Year	No.
1. Kenny Smith	2007	84
Chris Moore	1999	84
3. Todd Raleigh	1991	78
4. Donovan Minero	2001	74
5. Steve Harris	1999	73

Matt Raleigh	1992	73
7. Joey Cox	1992	72
Mike Carson	1986	72
9. Alan Beck	2003	71
10. Skip Nelloms	1987	70
11. Alex Tolbert	1997	69
J.P. Burwell	1997	69
Skip Nelloms	1988	69
14. Grant Brittain	1990	68
15. Matt Raleigh	1991	67
Keith LeClair	1988	67
17. Blake Murphy	2007	66
Chris Moore	1998	66
Alex Tolbert	1996	66
Phillip Grundy	1993	66

TOTAL BASES IN A SEASON

Name	Year	No.
1. Kenny Smith	2007	189
2. Keith LeClair	1988	179
3. Matt Raleigh	1992	177
4. Matt Raleigh	1991	173
5. Chris Moore	1999	169
6. Joey Cox	1992	167
7. Skip Nelloms	1988	163
8. Steve Harris	1999	162
9. Jared Greenwood	2004	160
10. Eric Johnson	1999	158
11. Jeremy Bruce	1997	157
12. Kevin Bellomo	1991	156
13. Grant Brittain	1990	155
14. Mike Tidick	1994	154
Tom Malchesky	1988	154
16. Chris Moore	1997	152
Alex Tolbert	1996	152
18. Blake Murphy	2007	151
Clint Fairey	1987	151
20. Alex Tolbert	1997	150

SLUGGING PERCENTAGE

Name	Year	TB-AB	Pct.
1. Mel Kinsey	1981	104-120	.867
2. Grant Brittain	1990	155-180	.861
3. Clint Fairey	1987	151-190	.795
4. Pat Riley	1986	107-137	.781
5. Matt Raleigh	1991	173-223	.776
6. Matt Raleigh	1992	177-229	.773
7. Kenny Smith	2007	189-249	.759
8. Keith LeClair	1988	179-239	.749
9. Chris Moore	1999	169-227	.711
10. Clint Fairey	1988	125-207	.734
11. Jared Greenwood	2004	160-219	.731
12. Steve Harris	1999	162-224	.723
13. Skip Nelloms	1988	163-228	.715
14. Alan Beck	2001	128-179	.715
15. Alex Tolbert	1996	152-217	.700



Rod Goldston (left), Todd Buchanan (middle) and Alan Beck (right), who played together from 2000-03, led WCU to a 2003 SoCon Championship and rank among the WCU career and single-season top 10 in numerous categories.

2008 CATAMOUNT BASEBALL

II-TIME SOUTHERN CONFERENCE REGULAR SEASON CHAMPION ♦ 9-TIME SOUTHERN CONFERENCE TOURNAMENT CHAMPION

II NCAA APPEARANCES: 1985, 1986, 1987, 1988, 1989, 1992, 1993, 1994, 1997, 2003, 2007

WESTERN CAROLINA BASEBALL RECORD BOOK – SEASONAL STATISTICS

BASE ON BALLS IN A SEASON

Name	Year	No.
1. Chris Moore	1998	62
2. Alex Tolbert	1997	59
Matt Raleigh	1992	59
4. Mel Kinsey	1983	55
5. Jared Greenwood	2004	54
6. Blake Murphy	2007	52
6. John Pust	1985	50
7. Grant Brittain	1990	49
8. Alan Beck	2003	47
9. Mike Carson	1985	46
10. Grant Brittain	1989	44
11. Charles Thomas	1999	43
Matt Raleigh	1989	43
Freddie Halley	1987	43
Freddie Halley	1986	43
15. David Hyatt	1985	42
16. Alan Beck	2001	41
Chris Moore	1999	41
Matt Raleigh	1990	41
Clint Fairey	1987	41
20. Rodney Hennon	1992	40

HIT BY PITCHES IN A SEASON

Name	Year	No.
1. Jonathan Greene	2007	22
2. Tim Hallam	2006	19
3. Chris Davis	2004	18
4. Tim Hallam	2005	17
5. Scott Lyman	1993	15
6. Barrett Shaft	2007	14
7. Jason Haynes	2006	13
8. Jared Greenwood	2004	12
Charlie Wands	1999	12
Steve Harris	1999	12
11. Steven Strausbaugh	2007	11
Jonathan Greene	2006	11
Brian Sigmon	2001	11
J.P. Burwell	1997	11
Scott Lyman	1992	11
16. Blake Murphy	2006	10
Denver Edick	2004	10
Brian Sigmon	2003	10
Chris Moore	1999	10

Eric Johnson	1999	10
J.P. Burwell	1995	10
Mike Tidick	1994	10
Kevin Bellomo	1991	10

STRIKE OUTS IN A SEASON

Name	Year	No.
1. Alex Tolbert	1995	73
2. Matt Raleigh	1992	66
Joey Cox	1992	66
4. Blake Murphy	2006	58
5. Steve Harris	1999	56
Mike Tidick	1994	56
7. Dave McKay	1998	55
8. Nate Hall	2005	52
Alan Beck	2003	52
Todd Buchanan	2003	52
Tony Horne	1996	52
12. Jonathan Greene	2007	51
Alex Tolbert	1997	51
14. Brandon Zollman	2004	49
Matt Raleigh	1990	49
16. Jeremy Bruce	1997	47

ON BASE PCT. IN A SEASON

Name	Year	No.
1. Alan Beck	2001	.515
2. Chris Moore	1995	.512
3. Kevin Bellomo	1991	.509
4. Matt Raleigh	1992	.507
5. Matt Raleigh	1991	.502
6. Charles Thomas	1999	.500
7. Alex Tolbert	1996	.498
8. Blake Murphy	2007	.495
9. Chris Moore	1999	.488
10. Rob Doherty	1991	.482
11. Alex Tolbert	1997	.479
12. Rodney Hennon	1992	.467
13. Mike Tidick	1994	.463
14. Jared Greenwood	2005	.462
Jeremy Bruce	1997	.462
16. Jody Henson	1995	.461

17. Scott Lyman	1993	.460
18. Joey Cox	1991	.459
Rodney Tesh	1991	.459
20. Eric Johnson	1999	.458

SACRIFICE FLIES IN A SEASON

Name	Year	No.
1. Barrett Shaft	2006	7
Chris Moore	1999	7
J.P. Burwell	1997	7
Marc Striker	1994	7
Jody Henson	1993	7
6. Steven Strausbaugh	2007	6
Blake Murphy	2006	6
Jared Greenwood	2004	6
Frankie Ward	1998	6
Alex Tolbert	1997	6
11. Kenny Smith	2007	5
Jonathan Greene	2006	5
Denver Edick	2003	5
Brian Sigmon	2003	5
Donovan Minero	2002	5
Morgan Frazier	2000	5
Jeff Sziksai	1997	5
Alex Tolbert	1996	5
J.P. Burwell	1996	5
Scott Lyman	1992	5
Joey Cox	1991	5

SACRIFICE HITS IN A SEASON

Name	Year	No.
1. Todd Roper	2003	11
Morgan Frazier	1999	11
3. David Hyatt	1985	10
4. Matt Thrasher	1981	9
5. Chad Moore	1996	8
Chad Moore	1995	8
Grant Brittain	1990	8
Clint Fairey	1988	8
Mike Carson	1986	8
Jim Eldredge	1985	8
Darryl Rogers	1985	8
Wayne Tolleison	1976	8

STOLEN BASES IN A SEASON

Name	Year	No.
1. Eric Johnson	1999	46
2. Chuck Koone	1998	35
3. Martin Barrow	1998	30
4. Wayne Tolleison	1978	29
Wayne Tolleison	1977	29
6. Dave McKay	1998	28
7. Wayne Kilmer	2003	26
8. Jody Henson	1995	25
9. Matt Raleigh	1992	23
10. Chuck Koone	1997	22
11. Mike Tidick	1992	21
David Hill	1982	21
13. Jody Henson	1994	20
Mike Tidick	1994	20
Matt Raleigh	1991	20
15. Tracy Biggs	1999	19
David Hill	1983	19

STOLEN BASES ATTEMPTED

Name	Year	No.
1. Eric Johnson	1999	54
2. Chuck Koone	1998	39
3. Wayne Tolleison	1977	35
4. Dave McKay	1998	34
Wayne Tolleison	1978	34
6. Wayne Kilmer	2003	31
Martin Barrow	1998	31
8. Jody Henson	1995	30
9. Billy Boyd	1980	27
10. Chuck Koone	1997	25
Matt Raleigh	1992	25
David Hill	1983	25

PUTOUTS IN A SEASON

Name	Year	No.
1. Todd Buchanan	2003	575
2. John Ingram	2007	550
3. Trey McDaniel	2006	543
4. Jared Greenwood	2004	529
5. Marc Striker	1994	525
6. Todd Buchanan	2001	524

7. Alex Tolbert	1997	508
8. Alex Tolbert	1996	493
9. David Hyatt	1985	486
10. Trey McDaniel	2005	483
11. Todd Buchanan	2002	478
12. David Hyatt	1986	467
13. Alex Tolbert	1995	458
14. Clint Fairey	1988	456
15. Mark Poirch	1990	455
16. Dave McKay	1998	454
17. Charlie Fonville	1984	429
18. Roy Hurst	1994	410

ASSISTS IN A SEASON

Name	Year	No.
1. Chris Moore	1997	205
2. John Pust	1985	202
3. Todd Roper	2003	200
4. Tim Hallam	2006	191
5. Todd Roper	2004	183
6. Wayne Kilmer	2003	182
Rodney Hennon	1993	182
8. Chris Moore	1999	177
9. Matt Raleigh	1992	176
10. Kenny Smith	2007	174
Grant Brittain	1988	174
12. Tim Hallam	2005	171
Stephen Richardson	1994	171
14. John Connolly	1994	170

SEASON FIELDING PCT. – MIN 100 CHANCES

Name	Year	PO-A-E	Pct.
1. Mike Tidick	1994	96-5-0	1.000
Marc Striker	1991	86-86-0	1.000
Kevin Bellomo	1990	132-4-0	1.000
4. Keith Ebersole	1978	272-13-1	.997
5. Todd Buchanan	2001	524-28-2	.996
Marc Striker	1994	525-23-2	.996
David Hyatt	1985	486-44-2	.996
Ted Whitworth	1972	245-20-1	.996
Gary Fishel	1972	283-8-1	.996
10. Richie Senn	1989	150-19-1	.994
Matt Ingle	1981	292-19-2	.994
12. Barrett Shaft	2007	128-6-1	.993
Barrett Shaft	2005	125-10-1	.993
J.P. Burwell	1997	245-22-2	.993
15. Trey McDaniel	2005	483-25-4	.992
Todd Buchanan	2003	575-26-5	.992
Todd Buchanan	2002	478-22-4	.992
Austin Smithwick	1998	224-27-2	.992
19. Brian Sigmon	2003	209-18-2	.991
Mike Tidick	1993	105-5-1	.991
21. John Ingram	2007	550-32-6	.990
Marc Striker	1992	357-24-4	.990
Clint Fairey	1988	456-39-5	.990
Keith LeClair	1987	374-30-4	.990
Dennis Blake	1976	44-51-1	.990

LOWEST ERA IN A SEASON

Name	Year	No.
1. Dan Kyslinger	1992	0.85
2. Mike Manning	1994	0.97
3. Don Bright	1972	1.09
4. Ward Withrow	1987	1.32
5. Flip Watson	1976	1.47
Don Bright	1973	1.47
7. Rick Adair	1979	1.59
8. Aaron Kirby	1988	1.63
9. David Robinson	1981	1.70
10. David Robinson	1982	1.77
11. Rick Adair	1977	1.87
12. Jerry Reed	1975	2.01
13. Jerry Reed	1976	2.02
13. Scott Gay	1984	2.10
14. Chris Waters	1998	2.11
15. Bobby Aiello	1972	2.14

WINS IN A SEASON

Name	Year	No.
1. Jason Beverlin	1993	12
Scott Gay	1985	12
3. Mark DiFelice	1998	11
Jason Beverlin	1994	11
Phillip Grundy	1991	11
Jack Kimel	1990	11
7. Derrick Hawk	2003	10
Mark DiFelice	1997	10
Jack Kimel	1992	10
Keith Smith	1986	10



ERIC JOHNSON, 1997-98

2008 CATAMOUNT BASEBALL

II-TIME SOUTHERN CONFERENCE REGULAR SEASON CHAMPION ♦ 9-TIME SOUTHERN CONFERENCE TOURNAMENT CHAMPION

II NCAA APPEARANCES: 1985, 1986, 1987, 1988, 1989, 1992, 1993, 1994, 1997, 2003, 2007

WESTERN CAROLINA BASEBALL RECORD BOOK – SEASONAL STATISTICS

Scott Gay	1984	10
Jerry Reed	1977	10
13. Drew Saberhagen	2007	9
Aaron Kirby	1999	9
Clark Maxwell	1997	9
Phillip Grundy	1992	9
Jack Kimel	1992	9
Tim Sinicki	1988	9
Andy Rickman	1986	9
19. Tyler Sexton	2007	8
Tyler Sexton	2006	8
Ryan Basner	2003	8
Clark Maxwell	1995	8
David Pember	1999	8
Brian Bain	1998	8
Chris Davidson	1998	8
Paul Menhart	1988	8

LOSSES IN A SEASON

Name	Year	No.
1. Ryan Basner	2001	8
Paul Menhart	1989	8
Stewart Keyes	1989	8
4. Phillip Grundy	1993	7
5. Tyler Sexton	2006	6
Seth Foster	2003	6
Jared Burton	2002	6
Aaron Kirby	2000	6
Mark DiFelice	1996	6
Clark Maxwell	1995	6
Dale Pilgrim	1995	6
Joe Jack Sellers	1995	6
Paul Menhart	1990	6
Gary Shamp	1986	6
Ken Hare	1984	6
Randy Sims	1979	6

WINNING PCT. IN A SEASON

MIN 10 DECISIONS				
Name	Year	W-L	Pct.	
1. Scott Gay	1984	10-0	1.000	
Jerry Reed	1977	10-0	1.000	
3. Drew Saberhagen	2007	9-1	.900	
4. Jason Beverlin	1993	12-2	.857	
5. Mark DiFelice	1998	11-2	.846	
6. Derrick Hawk	2003	10-2	.833	
7. Clark Maxwell	1997	9-2	.818	
Andy Rickman	1986	9-2	.818	
9. Mark DiFelice	1997	10-3	.769	
Jack Kimel	1992	10-3	.769	
11. Scott Gay	1985	12-4	.750	
12. Jason Beverlin	1998	11-4	.733	
Phillip Grundy	1991	11-4	.733	

APPEARANCES IN A SEASON

Name	Year	No.
1. Mike Manning	1994	40
2. Luke Miller	2005	37
Ryan Foster	2001	37
4. Greg Holland	2007	33
5. Brian McCullen	2006	32
6. Chris Masters	2007	31
Greg Holland	2006	31
8. Brian McCullen	2004	30
Ryan Foster	2000	30



Jared Burton (above), who ranks seventh on WCU's single-season strikeouts list, was drafted by the Oakland Athletics in the 2002 draft. He landed on the Cincinnati Reds' active roster in 2007 in the Rule 5 draft.



Jason BEVERLIN, 1992-94

Withrow Ward	1988	30
11. Brian Barnes	2003	29
Ryan Foster	2002	29
Erik Turnrose	1999	29
Rob Hoover	1999	29
15. Derrick Hawk	2003	28
Joe Camac	2001	28
17. John Milewski	1985	27
18. Dale Pilgrim	1995	26
19. Brian Barnes	2004	25
Ryan Foster	2003	25
Dan Foley	2001	25
Doug Uzdilla	1990	25
Mike Manning	1993	25

GAMES STARTED IN A SEASON

Name	Year	No.
1. Ryan Basner	2003	18
Jack Kimmel	1990	18
3. Brad Josey	2004	17
Brad Josey	2003	17
Clark Maxwell	1995	17
6. Drew Saberhagen	2007	16
Tyler Sexton	2007	16
Jason Beverlin	1994	16
Jason Beverlin	1993	16
Phillip Grundy	1992	16
Brian Bain	1997	16
12. Tyler Sexton	2006	15
Seth Foster	2003	15
Jared Burton	2002	15
David Pember	1999	15
Chris Davidson	1998	15
Kevin Roxrode	1994	15
Patrick Kendrick	1991	15
Phillip Grundy	1991	15
Jack Kimel	1991	15
Paul Menhart	1990	15
Scott Gay	1985	15
Gary Shamp	1985	15

COMPLETE GAMES IN A SEASON

Name	Year	No.
1. Phillip Grundy	1991	9
2. Phillip Grundy	1992	8
Jack Kimel	1992	8
Ken Hare	1984	8
Rick Adair	1978	8
Rick Adair	1979	8
7. Scott Gay	1985	7
Scott Gay	1984	7
9. Paul Menhart	1988	6
Clark Maxwell	1995	6
Jeery Reed	1976	6

SHUTOUTS IN A SEASON

Name	Year	No.
1. Jared Burton	2002	2
Clark Maxwell	1995	2
Tim Sinicki	1988	2
Jack Kimel	1990	2
Paul Menhart	1989	2
Rick Adair	1979	2

MOST SAVES IN A SEASON

Name	Year	No.
1. Mike Manning	1994	14
2. Greg Holland	2007	10
3. Greg Holland	2006	9
Dan Kyslinger	1992	9
Ward Withrow	1988	9
6. David Pember	1998	8
7. Ryan Foster	2003	7
Ryan Foster	2001	7
Doug Uzdilla	1990	7
Ward Withrow	1987	7
David Ray Robinson	1982	7
David Ray Robinson	1981	7
13. Clint Ramsey	2005	6
Ryan Foster	2002	6
Mike Manning	1993	6
16. Erik Turnrose	1999	5
Dale Pilgrim	1995	5
Doug Mitchell	1980	5
Jackie Slaughter	1984	5

INNINGS PITCHED IN A SEASON

Name	Year	No.
1. Ryan Basner	2003	125.0
2. Jason Beverlin	1994	124.1
3. Clark Maxwell	1995	123.1
4. David Pember	1999	119.2
5. Scott Gay	1985	113.1
6. Phillip Grundy	1992	110.1
7. Drew Saberhagen	2007	106.2
8. Jason Beverlin	1993	105.1
9. Brad Josey	2003	104.0
10. Jared Burton	2002	103.0
11. Clark Maxwell	1997	102.2
12. Jack Kimel	1990	101.1
13. Brad Josey	2004	101.0

HITS ALLOWED IN A SEASON

Name	Year	No.
1. David Pember	1999	153
2. Brad Josey	2004	128
3. Ryan Basner	2003	122
Aaron Kirby	1999	122
5. Jack Kimel	1990	120
6. Jared Burton	2001	119
7. Jack Kimel	1991	116
8. Tyler Sexton	2006	115
9. Drew Saberhagen	2007	114
10. Jack Kimel	1992	111
11. Tyler Sexton	2007	110

RUNS ALLOWED IN A SEASON

Name	Year	No.
1. David Pember	1999	82
2. Brian Bain	1997	78
Keith Smith	1986	78
4. Jack Kimel	1990	77
5. Aaron Kirby	1999	76
6. Chris Davidson	1997	75
7. Lin Sladler	1983	73
8. Aaron Kirby	2000	72
Ken Hare	1983	72
10. Clark Maxwell	1996	71

EARNED RUNS ALLOWED IN A SEASON

Name	Year	No.
1. Brian Bain	1997	66
2. Chris Davidson	1997	63
Clark Maxwell	1996	63
4. Aaron Kirby	1999	62
5. Paul Menhart	1989	61
6. Jack Kimel	1990	59
7. David Pember	1999	58
Aaron Kirby	2000	58
9. Jackie Slaughter	1987	54
10. Ken Hare	1983	53
Stewart Keyes	1989	53
Bill Donovan	1985	53

WALKS ALLOWED IN A SEASON

Name	Year	No.
1. Scott Gay	1985	66
2. Clark Maxwell	1996	63
3. Paul Menhart	1989	57
4. Clark Maxwell	1995	56
5. Jason Beverlin	1994	55
Paul Menhart	1990	55
Jason Beverlin	1993	55
8. Clark Maxwell	1997	51
Phillip Grundy	1991	51
10. Brian Bain	1997	50
Bill Donovan	1985	50

STRIKEOUTS IN A SEASON

Name	Year	No.
1. Jason Beverlin	1994	154
2. Clark Maxwell	1995	124
3. Scott Gay	1985	118
4. Mark DiFelice	1998	110
5. Jason Beverlin	1993	106
6. Jared Burton	2002	105
7. Clark Maxwell	1997	102
8. Clark Maxwell	1996	101
9. Ryan Basner	2003	91
Phillip Grundy	1991	91
11. Phillip Grundy	1992	89
Rick Adair	1977	89
13. Chris Davidson	1998	87
Mark DiFelice	1997	87

2008 CATAMOUNT BASEBALL

II-TIME SOUTHERN CONFERENCE REGULAR SEASON CHAMPION ♦ 9-TIME SOUTHERN CONFERENCE TOURNAMENT CHAMPION

II NCAA APPEARANCES: 1985, 1986, 1987, 1988, 1989, 1992, 1993, 1994, 1997, 2003, 2007

WESTERN CAROLINA BASEBALL RECORD BOOK – CAREER STATISTICS

OPPONENT SEASON BATTING AVG.

MIN 20 APP OR 200 AB			
Name	Year	H-AB	Avg.
1. Brandon McDowell	2003	54-243	.222
2. Greg Holland	2006	48-213	.225
3. Clark Maxwell	1997	83-432	.226
4. Derrick Hawk	2003	51-225	.227
5. Brian Bain	1996	60-298	.228
6. Clark Maxwell	1995	107-540	.231
7. Chris Waters	1998	34-155	.238
8. Chris Masters	2007	52-214	.243
9. Brian Bain	1998	87-406	.250
Phillip Grundy	1991	97-388	.250
11. Mark DiFelice	1998	95-421	.252
12. Clark Maxwell	1996	85-405	.254
13. Jared Burton	2002	102-399	.256
Chris Davidson	1996	60-275	.256
15. Seth Foster	2001	75-325	.257
16. Ryan Basner	2003	122-472	.258

CAREER BATTING AVERAGE

MIN. 2 YEARS PLAYED AND 100 AB			
Name	Years	H-AB	Avg.
1. Keith Ebersole	1977-78	98-244	.402
2. Clint Fahey	1986-89	284-737	.385
3. Donovan Minero	2001-02	166-441	.376
4. Keith LeClair	1985-88	247-658	.375
5. Charles Thomas	1998-2000	250-668	.374
6. Chris Moore	1996-99	311-837	.372
7. Greg Johnson	1980-83	107-291	.368
8. Freddie Hailey	1984-87	286-790	.362
9. Matt Raleigh	1989-92	302-837	.361
10. Willie Carpenter	1977-80	168-468	.359
11. Barrett Shaft	2005-pres.	253-707	.358
12. Kevin Bellomo	1988-91	246-696	.353
13. Mel Kinsey	1980-83	165-469	.352
14. Alex Tolbert	1994-97	246-701	.351
Jody Henson	1992-95	215-612	.351
16. Jeremy Bruce	1997-98	151-432	.350
Mike Carson	1984-87	263-752	.350
18. Pat Riley	1985-86	65-187	.348
19. Ryan Schade	2000-02	157-453	.347
20. Skip Nelloms	1985-88	264-762	.346
21. Martin Barrow	1995-98	262-759	.345
Mike Tidick	1990-94	270-782	.345
Billy Boyd	1978-80	1123-357	.345
24. Eric Johnson	1997-99	144-418	.344
25. Scott Lyman	1990-93	208-608	.342
26. Alan Beck	2000-03	285-835	.341

GAMES PLAYED IN A CAREER

Name	Years	No.
1. Matt Raleigh	1989-92	242
2. Mike Tidick	1990-94	233
Freddie Hailey	1984-87	233
4. Eric Whitson	1992-95	225
5. Todd Roper	2001-04	223
6. Rod Goldston	2000-03	222
7. Chris Davis	2002-05	220
Alan Beck	2000-03	220
Chris Moore	1996-99	220
Mike Carson	1984-87	220
11. Grant Brittain	1987-90	218
Clint Fahey	1986-89	218
13. Skip Nelloms	1985-88	214
14. Kevin Bellomo	1988-91	213
15. Todd Buchanan	2000-03	212
Rodney Tesh	1988-81	212
16. Martin Barrow	1995-98	211
20. Keith LeClair	1985-88	208

GAMES STARTED IN A CAREER

(STAT NOT KEPT UNTIL 1991)

Name	Years	No.
1. Chris Moore	1996-99	220
2. Alan Beck	2000-03	213
3. Todd Roper	2001-04	215
Rod Goldston	2000-03	213
5. Todd Buchanan	2000-03	205
6. Eric Whitson	1992-95	203
7. Mike Tidick	1990-94	202
8. Martin Barrow	1995-98	192
9. Alex Tolbert	1994-97	187
10. Chris Davis	2002-05	184

MOST AT BATS IN A CAREER

Name	Years	No.
1. Todd Roper	2001-05	875
2. Rod Goldston	2000-03	848
3. Chris Moore	1996-99	837
Matt Raleigh	1989-92	837
5. Alan Beck	2000-03	835
6. Todd Buchanan	2000-03	801
7. Freddie Hailey	1984-87	790
8. Mike Tidick	1990-94	782
9. Skip Nelloms	1985-88	762
10. Martin Barrow	1995-98	759
11. Mike Carson	1984-87	752
12. Chris Davis	2002-05	748
13. Clint Fahey	1986-89	737
14. Barrett Shaft	2005-pres.	707

RUNS SCORED IN A CAREER

Name	Years	No.
1. Matt Raleigh	1989-92	251
2. Chris Moore	1996-99	240
3. Alan Beck	2000-03	216
Freddie Hailey	1984-87	216
5. Martin Barrow	1995-98	207
6. Todd Roper	2001-04	200
7. Rod Goldston	2000-03	197
8. Kevin Bellomo	1988-91	193
9. Skip Nelloms	1985-88	192
10. Clint Fahey	1986-89	186
11. Mike Tidick	1990-94	185
12. Alex Tolbert	1994-97	180
13. Todd Buchanan	2000-03	177
14. Keith LeClair	1985-88	175
15. Charles Thomas	1998-2000	169
16. Steven Strausbaugh	2005-07	166
17. Scott Lyman	1990-93	163
18. Rodney Hennon	1990-93	160
Grant Brittain	1987-90	160
20. Barrett Shaft	2005-pres.	158

HITS IN A CAREER

Name	Years	No.
1. Chris Moore	1996-99	311
2. Matt Raleigh	1989-92	302
3. Freddie Hailey	1984-87	286
4. Alan Beck	2000-03	285
5. Clint Fahey	1986-89	284
6. Todd Roper	2001-04	271
7. Mike Tidick	1990-94	270
8. Skip Nelloms	1985-88	264
9. Mike Carson	1984-87	263
10. Martin Barrow	1995-98	262
11. Rod Goldston	2000-03	261
12. Todd Buchanan	2000-03	258
13. Barrett Shaft	2005-pres.	253
14. Charles Thomas	1998-2000	250
15. Keith LeClair	1985-88	247
16. Alex Tolbert	1994-97	246
Kevin Bellomo	1988-91	246
18. Chris Davis	2002-05	245
19. Steven Strausbaugh	2005-07	222

DOUBLES IN A CAREER

Name	Years	No.
1. Rod Goldston	2000-03	70
2. Chris Moore	1996-99	68
3. Mike Carson	1984-87	62
4. Alan Beck	2000-03	60
5. Matt Raleigh	1989-92	56
6. Alex Tolbert	1994-97	54
Mike Tidick	1990-94	54
8. Todd Buchanan	2000-03	52
9. Todd Roper	2001-04	50
10. Joey Cox	1989-92	48
11. Barrett Shaft	2005-pres.	46
Steven Strausbaugh	2005-07	46
13. Chris Davis	2002-05	45
14. Kevin Bellomo	1988-91	44
15. Martin Barrow	1995-98	43
Todd Raleigh	1988-91	43
Rodney Tesh	1988-91	43
Freddie Hailey	1984-87	43
19. Blake Murphy	2004-pres.	42

MOST TRIPLES IN A CAREER

Name	Years	No.
1. Martin Barrow	1995-98	15
2. Danny Jones	1964-67	13
3. Freddie Hailey	1984-87	11
4. David Ball	1977-79	10
5. Tracy Biggs	1997-2000	9
Chris Moore	1996-99	9
Skip Nelloms	1985-88	9
John Pust	1982-85	9
Freddy Brown	1976-79	9
Wayne Tolleson	1975-78	9
11. Todd Roper	2001-04	8
Matt Stillwell	1995-98	8
Mike Tidick	1990-94	8
Matt Raleigh	1989-92	8
Kevin Bellomo	1988-91	8
Jim Reinicker	1978-82	8
Willie Carpenter	1977-80	8

MOST HOME RUNS IN A CAREER

Name	Years	No.
1. Matt Raleigh	1989-92	68
2. Clint Fahey	1986-89	61
3. Alex Tolbert	1994-97	51
4. Chris Moore	1996-99	50
5. Skip Nelloms	1985-88	47
6. Alan Beck	2000-03	45
7. Steven Strausbaugh	2005-07	41
8. Mike Carson	1984-87	40
9. Kevin Bellomo	1988-91	37
10. Mike Tidick	1990-94	34
11. Jonathan Greene	2005-07	33
12. Donovan Minero	2001-02	32
Grant Brittain	1987-90	32
14. Blake Murphy	2004-pres.	31
Mark Poarch	1987-90	31
Mel Kinsey	1980-83	31
17. Jared Greenwood	2004-05	29
Steve Harris	1988-89	29
19. Keith LeClair	1985-88	28
20. Phillip Grundy	1992-93	27
Charlie Fonville	1981-84	27

RUNS BATTED IN FOR A CAREER


Name	Years	No.
1. Chris Moore	1996-99	254
2. Matt Raleigh	1989-92	239
3. Alan Beck	2000-03	222
4. Skip Nelloms	1985-88	212
5. Clint Fahey	1986-89	199
6. Alex Tolbert	1994-97	198
7. Mike Carson	1984-87	197
8. Todd Buchanan	2000-03	181
9. Steven Strausbaugh	2005-07	168
10. Mike Tidick	1990-94	158
11. Freddie Hailey	1984-87	156
Mel Kinsey	1980-83	156
13. Rod Goldston	2000-03	153
14. J.P. Burwell	1994-97	150
15. Blake Murphy	2004-pres.	148
Keith LeClair	1985-88	146
17. Jonathan Greene	2005-07	145
Mark Poarch	1987-90	145
29. Kevin Bellomo	1988-91	143

TOTAL BASES IN A CAREER

Name	Years	No.
1. Matt Raleigh	1989-92	580
2. Chris Moore	1996-99	545
3. Alan Beck	2000-03	488
4. Clint Fahey	1986-89	484
5. Skip Nelloms	1985-88	462
6. Alex Tolbert	1994-97	459
7. Mike Carson	1984-87	467
8. Mike Tidick	1990-94	442
9. Kevin Bellomo	1988-91	415
10. Steven Strausbaugh	2005-07	397
11. Todd Buchanan	2000-03	394
12. Rod Goldston	2000-03	387
13. Keith LeClair	1985-88	383
14. Martin Barrow	1995-98	377
15. Freddie Hailey	1984-87	354
16. Jonathan Greene	2005-07	345
17. Todd Roper	2001-04	343
18. Chris Davis	2002-05	332
19. Blake Murphy	2004-pres.	331
20. Barrett Shaft	2005-pres.	328



Todd Roper, who set the SoCon career assists record with 667 from 2001-04, also ranks among the WCU all-time top 10 in hits, doubles, triples and runs scored.



Phillip Grundy, who was inducted into the WCU Athletics Hall of Fame in 2005, arguably was Western's best two-way player. Before leaving as a fourth-round pick after his junior year, Grundy posted a 24-16 record on the mound with a 3.09 ERA and struck out 263 batters in 294.1 innings. He ranks ninth on the WCU all-time ERA list, sixth in wins, fourth in strikeouts and third in innings pitched. In just two seasons at the plate, he had .335 career average with 27 home runs and 106 RBI in less than 100 games.

2008 CATAMOUNT BASEBALL

II-TIME SOUTHERN CONFERENCE REGULAR SEASON CHAMPION ♦ 9-TIME SOUTHERN CONFERENCE TOURNAMENT CHAMPION

II NCAA APPEARANCES: 1985, 1986, 1987, 1988, 1989, 1992, 1993, 1994, 1997, 2003, 2007

WESTERN CAROLINA BASEBALL RECORD BOOK - CAREER STATISTICS

CAREER SLUGGING PERCENTAGE

Name	Years	TB-AB	Pct.
1. Pat Riley	1985-86	139-187	.743
2. Steve Harris	1998-99	196-264	.742
3. Keith Ebersole	1977-78	175-244	.717
4. Matt Raleigh	1989-92	580-873	.693
5. Donovan Minero	2001-02	293-441	.664
6. Clint Fairey	1986-89	484-737	.657
7. Alex Tolbert	1994-97	459-701	.655
8. Chris Moore	1996-99	545-837	.651
9. Phillip Grundy	1992-93	203-319	.636
10. Jared Greenwood	2004-05	255-408	.625
11. Mike Carson	1984-87	457-752	.608
12. Skip Nelloms	1985-88	462-762	.606
13. Jim Reinicker	1978-82	158-261	.605
14. Steven Strausbaugh	2005-07	397-665	.597
15. Kevin Bellomo	1988-91	415-696	.596
16. Charlie Fonville	1981-84	286-487	.587
17. Alan Beck	2000-03	488-835	.584
18. Keith LeClair	1985-88	383-658	.582
19. Willie Carpenter	1977-80	268-468	.573
20. Blake Murphy	2004-pres	331-584	.567

BASE ON BALLS IN A CAREER

Name	Years	No.
1. Matt Raleigh	1989-92	182
2. Grant Brittain	1987-90	150
3. Freddie Hailey	1984-87	142
4. Clint Fairey	1986-89	135
5. Alan Beck	2000-03	132
6. Rod Goldston	2000-03	132
7. Todd Buchanan	2000-03	130
8. Alex Tolbert	1994-97	124
9. Mel Kinsey	1980-83	120
10. Chris Moore	1996-99	117
11. Mike Carson	1984-87	108
12. Skip Nelloms	1985-88	107
13. John Pust	1982-85	107
14. Wayne Tolleson	1975-78	102
15. Brian Tebo	1983-86	100
16. Mark Poarch	1987-90	97

HIT BY PITCHES IN A CAREER

Name	Years	No.
1. Jonathan Greene	2005-07	41
2. Tim Hallam	2005-06	36
3. Brian Sigmon	2001-04	35
4. J.P. Burwell	1994-97	33
5. Chris Davis	2002-05	32
6. Barrett Shaft	2005-pres.	29
7. Alan Beck	2000-03	28
8. Scott Lyman	1990-93	28
9. Steven Strausbaugh	2005-07	29
10. Mike Tidick	1990-94	23
11. Chris Moore	1996-99	21

11. Blake Murphy	2004-pres.	20
12. Rod Goldston	2000-03	19
13. Denver Edick	2003-04	19

STRIKE OUT IN A CAREER

Name	Years	No.
1. Matt Raleigh	1989-92	201
2. Alex Tolbert	1994-97	173
3. Alan Beck	2000-03	165
4. Eric Whitson	1992-95	162
5. Brian Tebo	1983-86	153
6. Matt Stillwell	1995-98	149
7. Blake Murphy	2004-pres.	148
8. Mike Tidick	1990-94	140
9. Joey Cox	1989-92	136
10. Todd Buchanan	2000-03	133
11. Dave McKay	1995-98	130
12. Tony Horne	1993-86	130
13. Marc Striker	1991-94	130
14. Jonathan Greene	2005-07	126
15. Martin Barrow	1995-98	121
16. Grant Brittain	1987-90	120
17. Chris Moore	1996-99	118

CAREER ON-BASE PERCENTAGE

Name	Years	No.
1. Barrett Shaft	2005-pres.	.433
2. Blake Murphy	2004-pres.	.421
3. Steven Strausbaugh	2005-07	.421
4. Jonathan Greene	2005-07	.415
5. Charles Thomas	1998-2000	.397
6. Donovan Minero	2001-02	.391
7. Chris Moore	1996-99	.391
8. Scott Lyman	1990-93	.386
9. Eric Johnson	1997-99	.383
10. Tim Hallam	2005-06	.378
11. Steve Harris	1998-99	.377
12. Alan Beck	2000-03	.374
13. Mike Tidick	1990-94	.373
14. Jeremy Bruce	1997-98	.371
15. Chris Davis	2002-05	.370
16. Phillip Grundy	1992-93	.366
17. Martin Barrow	1995-98	.365

SACRIFICE FLIES IN A CAREER

Name	Years	No.
1. Chris Moore	1996-99	17
2. J.P. Burwell	1994-97	15
3. Alex Tolbert	1994-97	14
4. Steven Strausbaugh	2005-07	13
5. Blake Murphy	2004-pres.	11
6. Todd Roper	2001-04	11
7. Jonathan Greene	2005-07	10

Name	Years	No.
1. Wayne Tolleson	1975-78	101
2. Mike Tidick	1990-94	75
3. Martin Barrow	1995-98	74
4. Dave McKay	1995-98	71
5. Eric Johnson	1997-99	69
6. David Hill	1980-83	65
7. Chuck Koono	1997-98	64
8. Jody Henson	1992-95	63
9. Charles Thomas	1998-2000	52
10. Matt Raleigh	1989-92	51
11. Todd Roper	2001-04	50
12. Billy Boyd	1978-80	50

Jeff Szikszai	1996-98	10
Marc Striker	1991-94	10
10. Barrett Shaft	2005-pres.	9
Donovan Minero	2001-02	9
Martin Barrow	1995-98	9
Jody Henson	1992-95	9
Scott Lyman	1990-93	9

SACRIFICE HITS IN A CAREER

Name	Years	No.
1. Todd Roper	2001-04	28
2. Ron Huntington	1983-86	25
3. Chad Moore	1992-96	19
4. Grant Brittain	1987-90	19
5. Mike Carson	1984-87	19
6. Clint Fairey	1986-89	18
7. Skip Nelloms	1985-88	18
8. Robbie Gordon	1985-88	17
9. Rodney Tesh	1988-91	16
10. Matt Thrasher	1980-82	16

STOLEN BASES IN A CAREER

Name	Years	No.
1. Wayne Tolleson	1975-78	84
2. Mike Tidick	1990-94	63
3. Martin Barrow	1995-98	62
4. Eric Johnson	1997-99	59
5. David Hill	1980-83	58
6. Chuck Koono	1997-98	57
7. Dave McKay	1995-98	53
8. Jody Henson	1992-95	51
9. Matt Raleigh	1989-92	47
10. Willie Carpenter	1977-80	43
11. Freddie Hailey	1984-87	40
12. Charles Thomas	1998-2000	38
13. Billy Boyd	1978-80	37
14. Kevin Bellomo	1988-91	36
15. Chad Moore	1992-96	35
16. Alan Beck	2000-03	33
17. Matt Stillwell	1995-98	33
18. Wayne Kilmer	2003-04	29
19. Eric Whitson	1992-95	29

CAREER STOLEN BASE ATTEMPTS

Name	Years	No.
1. Wayne Tolleson	1975-78	101
2. Mike Tidick	1990-94	75
3. Martin Barrow	1995-98	74
4. Dave McKay	1995-98	71
5. Eric Johnson	1997-99	69
6. David Hill	1980-83	65
7. Chuck Koono	1997-98	64
8. Jody Henson	1992-95	63
9. Charles Thomas	1998-2000	52
10. Matt Raleigh	1989-92	51
11. Todd Roper	2001-04	50
12. Billy Boyd	1978-80	50

PUTOUS IN A CAREER

Name	Years	No.
1. Todd Buchanan	2000-03	1,691
2. Alex Tolbert	1994-97	1,465
3. Marc Striker	1991-94	1,353
4. J.P. Burwell	1994-97	1,034
5. Trey McDaniel	2005-06	1,026
6. Roy Hurst	1992-94	1,014
7. Don Ingle	1979-80	989
8. Blake Murphy	2004-pres.	867
9. Clint Fairey	1986-89	807
10. Brian Sigmon	2001-04	805
11. Charlie Fonville	1981-84	749
12. Todd Raleigh	1988-91	746
13. Jared Greenwood	2004-05	734

MOST ASSISTS IN A CAREER

Name	Years	No.
1. Todd Roper	2001-04	667
2. Chris Moore	1996-99	631
3. Grant Brittain	1987-90	548
4. Matt Raleigh	1989-92	518
5. Ron Huntington	1983-86	460
6. John Pust	1982-85	453
7. Robbie Gordon	1985-88	402
8. Rodney Hennon	1990-93	392
9. Chris Davis	2002-05	387
10. Eric Whitson	1992-95	376
11. Tim Hallam	2005-06	362

13. Andy Dunn	1988-91	329
14. Jim Eldredge	1984-86	327
15. Wayne Tolleson	1975-78	323
16. Dale Fox	1972-75	317
17. Jeff Szikszai	1996-98	307

ERRORS COMMITTED IN A CAREER

Name	Years	No.
1. Matt Raleigh	1989-92	88
2. Chris Moore	1996-99	87
3. Eric Whitson	1992-95	87
4. Grant Brittain	1987-90	84
5. Ron Huntington	1983-86	69
6. John Pust	1982-85	58
7. Jim Eldredge	1984-86	54
8. Chet Greeson	1979-82	51
9. Chris Davis	2002-05	49
10. Andy Dunn	1988-91	48
11. Todd Roper	2001-04	45
12. Chris Rowley	1994-97	45
13. Rodney Hennon	1990-93	45
14. Billy Boyd	1978-80	45

FIELDING PCT. IN A CAREER

Name	Years	No.
1. Todd Buchanan	2000-03	.992
2. Marc Striker	1991-94	.991
3. Barrett Shaft	2005-pres.	.990
4. John Ingram	2007	.990
5. Trey McDaniel	2005-06	.990
6. Keith Ebersole	1977-78	.988
7. Gary Fishel	1972-75	.988
8. Brian Sigmon	2001-04	.986
9. Greg Johnson	1980-83	.986
10. Don Ingle	1979-80	.985
11. Jared Greenwood	2004-05	.984
12. Frankie Ward	1997-98	.984
13. Todd Raleigh	1988-91	.984
14. Alex Tolbert	1994-97	.983
15. Rodney Tesh	1988-91	.981
16. Gary Grindstaff	1973-76	.981
17. Austin Smithwick	1997-2000	.980
18. Keith LeClair	1985-88	.980
19. Darryl Rogers	1984-87	.979
20. Dale Fox	1972-74	.979
21. Blake Murphy	2004-pres.	.978
22. Mark Poarch	1987-90	.978

CAREER TOTAL DEFENSIVE CHANCES

Name	Years	No.
1. Todd Buchanan	2000-03	1,789
2. Alex Tolbert	1994-97	1,572
3. Marc Striker	1991-94	1,514
4. J.P. Burwell	1994-97	1,196
5. Roy Hurst	1992-94	1,164
6. Todd Roper	2001-05	1,137
7. Trey McDaniel	2005-06	1,086
8. Don Ingle	1979-80	1,059
9. Grant Brittain	1987-90	1,033
10. Blake Murphy	2004-pres.	1,007
11. Chris Moore	1996-99	1,006
12. Clint Fairey	1986-89	997
13. Brian Sigmon	2001-04	904
14. Todd Raleigh	1988-91	873

LOWEST CAREER ERA

1. Don Bright	1972-73	1.23
2. Rod Rogers	1962-66	2.16
3. Rick Adair	1977-79	2.21
4. Jerry Reed	1974-77	2.37
5. Ward Withrow	1987-88	2.70
6. Lester Wright	1972-75	2.74
7. Noland Smathers	1969-70	2.75
8. Drew Saberhagen	2007-pres.	2.87
9. Flip Watson	1973-76	3.07
10. Phillip Grundy	1991-93	3.09
11. Glenn Glover	1970-73	3.23
12. Chris Waters	1995-98	3.35
13. Mike Manning	1991-94	3.51
14. David Ray Robinson	1980-83	3.65
15. Greg Moore	1980-83	3.71
16. Jason Beverlin	1992-94	3.79
17. Scott Gay	1983-85	4.03
18. Brad Josey	2002-04	4.07
19. Mark DiFelice	1995-98	4.11
20. Greg Holland	2005-07	4.22
21. Paul Menhart	1988-90	4.22



Chris MOORE, 1996-99

2008 CATAMOUNT BASEBALL

II-TIME SOUTHERN CONFERENCE REGULAR SEASON CHAMPION ♦ 9-TIME SOUTHERN CONFERENCE TOURNAMENT CHAMPION

II NCAA APPEARANCES: 1985, 1986, 1987, 1988, 1989, 1992, 1993, 1994, 1997, 2003, 2007

WESTERN CAROLINA BASEBALL RECORD BOOK - CAREER STATISTICS

MOST WINS IN A CAREER


Name	Years	No.
1. Mark DiFelice	1995-98	34
2. Jack Kimel	1989-92	33
3. Clark Maxwell	1994-97	30
4. Jason Beverlin	1992-94	27
5. Scott Gay	1983-85	26
6. Phillip Grundy	1991-93	24
7. Jerry Reed	1974-77	22
8. Brian Bain	1995-98	20
Ken Hare	1980; 82-84	20
10. Paul Menhart	1988-90	19
Rick Adair	1977-79	19
12. Ryan Basner	2000-03	18
13. Brian McCullen	2004-06	17
Seth Foster	2000-03	17
Chris Davidson	1996-98	17
Stewart Keyes	1986-89	17
Gary Shamp	1974-87	17
18. Tyler Sexton	2006-pres.	16
Brad Josey	2002-04	16
Aaron Kirby	1998-2000	16
Joe Jack Sellers	1992-95	16

LOSSES IN A CAREER

Name	Years	No.
1. Ryan Basner	2000-03	19
2. Seth Foster	2000-03	17
Paul Menhart	1988-90	17
Stewart Keyes	1986-89	17



Clark Maxwell is Western's all-time leader with 376 strikeouts, while ranking third in career wins (30).



Don Bright posted an amazing 1.27 career ERA to rank as WCU's leader, which was bolstered by having three of the school's top seven single-season ERA's.

5. Phillip Grundy	1991-93	16
Gary Shamp	1984-87	16
7. Ken Hare	1980; 82-84	15
8. Clark Maxwell	1994-97	14
Jack Kimel	1989-92	14
Lin Stadler	1980-82	14
11. Jared Burton	2000-02	13
Mark DiFelice	1995-98	13
Dale Pilgrim	1993-96	13
Randy Sims	1979-82	13

CAREER WINNING PERCENTAGE

20 DECISIONS OR 200 INNINGS

Name	Years	W-L	Pct.
1. Scott Gay	19983-85	26-7	.788
2. Jason Beverlin	1992-94	27-9	.750
3. Mark DiFelice	1992-94	34-13	.723
4. Rick Adair	1977-79	19-8	.704
5. Jack Kimel	1989-92	33-14	.702
6. Brian Bain	1995-98	20-9	.690
7. Clark Maxwell	1994-97	30-14	.622
David Ray Robinson	1980-80	15-7	.682
9. Brian McCullen	2004-06	17-8	.680
10. Tim Sinicki	1987-88	14-7	.667
Jerry Reed	1974-77	22-11	.667
12. Chris Davidson	1996-98	17-9	.654
13. Derrick Hawk	2003-05	15-8	.652
14. Brad Josey	2002-04	16-9	.640
15. Keith Smith	1984-86	14-8	.636

APPEARANCES IN A CAREER

Name	Years	No.
1. Ryan Foster	2000-03	121
2. Joe Camac	2000-03	93
3. Brian Barnes	2002-05	87
4. Mike Manning	1991-94	86
5. Brian McCullen	2004-06	83
6. Greg Holland	2005-07	82
7. Ryan Basner	2000-03	82
8. Dale Pilgrim	1993-96	81
9. Rob Hoover	1998-2002	75
Chris Waters	1995-989	75
11. Jack Kimel	1989-92	71
12. Clark Maxwell	1994-97	68
13. Gary Shamp	1984-87	67
14. Mark DiFelice	1995-98	66
Jeff Stevens	1986-89	66

GAMES STARTED IN A CAREER

Name	Years	No.
1. Jack Kimel	1989-92	53
2. Clark Maxwell	1994-97	51
3. Seth Foster	2000-03	48
4. Stewart Keyes	1986-89	47
5. Mark DiFelice	1995-98	43
Phillip Grundy	1991-93	43
7. Brad Josey	2002-04	42
Chris Davidson	1996-98	42
9. Brian Bain	1995-98	41
10. Jared Burton	2000-02	40
Jason Beverlin	1992-94	40
12. Ken Hare	1982; 82-84	38
13. Ryan Basner	2000-03	37
Paul Menhart	1988-90	37

COMPLETE GAMES IN A CAREER

Name	Years	No.
1. Phillip Grundy	1991-93	21
Rick Adair	1977-79	21
3. Scott Gay	1983-85	17
4. Ken Hare	1980; 82-84	16
5. Jack Kimel	1989-92	14
6. Clark Maxwell	1994-97	13
7. Mark DiFelice	1995-98	12
Paul Menhart	1988-90	12
Jerry Reed	1974-77	12
10. Randy Sims	1979-82	11
11. Stewart Keyes	1986-89	10
12. Jason Beverlin	1992-94	9
13. Brian Bain	1995-98	7
Gary Shamp	1984-87	7
Keith Smith	1984-86	7
Greg Moore	1980-83	7

SHUTOUTS IN A CAREER

STAT ONLY KEPT SINCE '79

Name	Years	No.
1. Jack Kimel	1989-92	4
2. Clark Maxwell	1994-97	3
3. Jared Burton	2000-02	2

Phillip Grundy	1991-93	2
Paul Menhart	1988-90	2
Tim Sinicki	1987-88	2
Rick Adair	1977-79	2
8. Tyler Sexton	2006-pres.	1
Brad Josey	2002-04	1
Dan Foley	2001-02	1
Brian Bain	1995-98	1
Joe Jack Sellers	1992-95	1
Mike Thomas	1990-91	1
Gary Shamp	1984-87	1
Keith Smith	1984-86	1
Scott Gay	1983-85	1
Ken Hare	1980; 82-84	1
Greg Moore	1980-83	1
Randy Sims	1979-82	1

MOST SAVES IN A CAREER

Name	Years	No.
1. Ryan Foster	2000-03	22
2. Mike Manning	1991-94	20
David Ray Robinson	1980-83	20
4. Greg Holland	2005-07	19
5. Ward Withrow	1987-88	16
6. Derrick Hawk	2003-05	10
7. David Pember	1997-99	9
Dan Kyslinger	1992	9
9. Dale Pilgrim	1993-96	8
Doug Uzidilla	1987-90	8
11. Mike Thomas	1989-91	7
Jackie Slaughter	1984-87	7
Doug Mitchell	1980-82	7

CAREER INNINGS PITCHED

Name	Years	No.
1. Clark Maxwell	1994-97	363.0
2. Jack Kimel	1989-92	348.2
3. Mark DiFelice	1995-98	343.2
4. Phillip Grundy	1991-93	294.1
5. Stewart Keyes	1986-89	289.0
6. Ryan Basner	2000-03	288.1
7. Jason Beverlin	1992-94	285.0
8. Seth Foster	2000-03	273.1
9. Paul Menhart	1988-90	266.1
10. Jerry Reed	1974-77	265.2
11. Brian Bain	1995-98	259.2
12. Brad Josey	2002-04	258.2
13. Gary Shamp	1984-87	250.0
14. Scott Gay	1983-85	248.0

MOST HITS ALLOWED IN A CAREER

Name	Years	No.
1. Jack Kimel	1989-92	410
2. Mark DiFelice	1995-98	381
3. Seth Foster	2000-03	336
4. Ryan Basner	2000-03	335
5. Clark Maxwell	1994-97	331
6. Stewart Keyes	1986-89	327
7. Gary Shamp	1984-87	309
8. Ken Hare	1980; 82-84	305
9. Brad Josey	2002-04	391
10. Jason Beverlin	1992-94	280

RUNS ALLOWED IN A CAREER

Name	Years	No.
1. Jack Kimel	1989-92	236
2. Clark Maxwell	1994-97	227
3. Seth Foster	2000-03	224
4. Stewart Keyes	1986-89	222
5. Gary Shamp	1984-87	204
6. Ken Hare	1980; 82-84	194
7. Mark DiFelice	1995-98	191
8. Lin Stadler	1980-83	186
9. Brian Bain	1995-98	182
10. Ryan Basner	2000-03	179
Paul Menhart	1988-90	179

CAREER EARNED RUNS ALLOWED

Name	Years	No.
1. Clark Maxwell	1994-97	185
2. Jack Kimel	1989-92	181
3. Stewart Keyes	1986-89	173
4. Seth Foster	2000-03	161
5. Mark DiFelice	1995-98	157
6. Gary Shamp	1984-87	150
Ken Hare	1980; 82-84	150
8. Ryan Basner	2000-03	147
9. Brian Bain	1995-98	146
10. Chris Davidson	1996-98	142

WALKS ALLOWED IN A CAREER

Name	Years	No.
1. Clark Maxwell	1994-97	195
2. Paul Menhart	1988-90	158
3. Stewart Keyes	1986-89	153
4. Scott Gay	1983-85	142
5. Jason Beverlin	1992-94	135
6. Brian Bain	1995-98	134
7. Jerry Reed	1974-77	128
8. Randy Sims	1979-82	125
9. Doug Uzidilla	1987-90	123
10. Phillip Grundy	1991-93	121

STRIKEOUTS IN A CAREER

Name	Years	No.
1. Clark Maxwell	1994-97	374
2. Jason Beverlin	1992-94	306
3. Mark DiFelice	1995-98	301
4. Phillip Grundy	1991-93	263
5. Jack Kimel	1989-92	259
6. Rick Adair	1977-79	238
7. Brian Bain	1995-98	232
8. Paul Menhart	1988-90	214
9. Scott Gay	1983-85	213
10. Jared Burton	2000-02	212
11. Ryan Basner	2000-03	211
12. Chris Davidson	1996-98	199
13. Jerry Reed	1974-77	184
14. Seth Foster	2000-03	181
15. Joe Jack Sellers	1992-95	178
16. Stewart Keyes	1986-89	168
19. Dale Pilgrim	1993-96	166
20. Ken Hare	1980; 82-84	165
21. Tyler Sexton	2006-pres.	162

CAREER STRIKEOUT-TO-WALK RATIO

50 APPEARANCES OR 150 INNINGS

Name	Years	K-BB	Ratio
1. Luke Miller	2003-05	46-11	4.18
2. Caleb McConnell	2004-06	150-44	3.41
3. Mark DiFelice	1995-98	301-93	3.24
4. Brad Josey	2002-04	155-54	2.87
5. Jared Burton	2000-02	212-85	2.49
6. Ryan Foster	2000-03	129-52	2.48
7. Jack Kimel	1989-92	259-109	2.38
8. Ryan Basner	2000-03	211-93	2.267
9. Jason Beverlin	1992-94	306-135	2.269
10. Derrick Hawk	2003-05	124-56	2.21



In three seasons at Western, Greg Holland amassed 19 saves, good for fourth place on the WCU all-time list. He also owns two of the top three single-season save totals with nine in 2006 and 10 in 2007. He was named to the All-Southern Conference first team by both the coaches and media after the 2007 season.

2008 CATAMOUNT BASEBALL

II-TIME SOUTHERN CONFERENCE REGULAR SEASON CHAMPION ♦ 9-TIME SOUTHERN CONFERENCE TOURNAMENT CHAMPION

II NCAA APPEARANCES: 1985, 1986, 1987, 1988, 1989, 1992, 1993, 1994, 1997, 2003, 2007

WESTERN CAROLINA BASEBALL RECORD BOOK – ANNUAL CATEGORY LEADERS

BATTING AVERAGE LEADERS

1952	Dwight Sherrill	258
1953	Dwight Sherrill	274
1954	Ron Swartzel	288
1955	Fred Liner	409
1956	Dwight Sherrill	400
1957	Jim Matthews	431
1958	—not available—	
1959	Bob Ballance	310
1960	Bob Ballance	441
1961	Jim Ray	332
1962	Ken Morgan	372
1963	Danny Tharpe	350
1964	Danny Tharpe	371
1965	Joe Fraser	323
1966	Cecil Caldwell	327
1967	Roddy Edwards	353
1968	Eddie Hope	365
1969	Reed Griffith	300
1970	Bruce West	375
1971	Tommy Hayes	373
1972	Dale Fox	347
1973	Gary Fishel	330
1974	Danny Carswell	299
1975	Jerry Gaines	404
1976	Dennis Blake	382
1977	Keith Ebersole	423
1978	Keith Ebersole	384
1979	Billy Boyd	393
1980	Willie Carpenter	392
1981	Mel Kinsey	400
1982	Jim Reinicker	357
1983	Greg Johnson	405
1984	Freddie Hailey	395
1985	Mike Carson	363
1986	Clint Fairley	425
1987	Clint Fairley	405
1988	Keith LeClair	423
1989	Clint Fairley	369
1990	Grant Brittain	428
1991	Kevin Bellomo	435
1992	Scott Lyman	389
1993	Scott Lyman	361
1994	Mike Tidick	376
1995	Jody Henson	401
1996	Alex Tolbert	424
1997	Jeremy Bruce	401
1998	Charles Thomas	364
1999	Charles Thomas	406
2000	Charles Thomas	349
2001	Alan Beck	385
2002	A. Beck/D. Minero/T. Roper	374
2003	Rod Goldston	348
2004	Jared Greenwood	338
2005	Steven Strausbaugh	367
2006	Trey McDaniel	356
2007	Kenny Smith	390

ANNUAL HITS LEADERS

1969	Steve Barkley	27
1970	Jim Grove	44
1971	Tommy Hayes	50
1972	Dale Fox	34
1973	Gary Fishel	29
1974	Jimmy Stewart	25
1976	Buddy Fox	38
1977	Keith Ebersole	47
1978	Keith Ebersole	51
1979	Billy Boyd	42
1980	Willie Carpenter	56
1981	Mel Kinsey	48
1982	K. Carson/D. Hill	42
1983	Greg Johnson	64
1984	Charlie Fonville	64
1985	David Hyatt	87

1986	Freddie Hailey	85
1987	Keith LeClair	87
1988	Keith LeClair	101
1989	Clint Fairley	69
1990	Grant Brittain	77
1991	Kevin Bellomo	101
1992	Rodney Hennon	92
1993	Rodney Hennon	87
1994	Roy Hurst	89
1995	Jody Hansen	81
1996	Alex Tolbert	92
1997	Jeremy Bruce	99
1998	Martin Barrow	86
1999	Eric Johnson	100
2000	Charles Thomas	75
2001	Donovan Minero	83
2002	Donovan Minro	83
2003	Rod Goldston	86
2004	C. Davis/T. Roper	75
2005	Steven Strausbaugh	80
2006	Barrett Shaft	86
2007	Kenny Smith	97

ANNUAL RUNS LEADERS

1969	Bill Wofford	15
1970	Bruce West	16
1971	Tommy Hayes	34
1972	Eddie Davis	26
1973	Dale Fox	16
1974	Eddie Davis	18
1975	Jerry Gaines	22
1976	Wayne Tolleson	31
1977	David Ball	46
1978	Wayne Tolleson	46
1979	Billy Boyd	26
1980	Chet Greeson	33
1981	Mel Kinsey	44
1982	C. Greeson/D. Hill	35
1983	David Hill	43
1984	David Hyatt	44
1985	David Hyatt	65
1986	Freddie Hailey	67
1987	Freddie Hailey	67
1988	Keith LeClair	65
1989	Matt Raleigh	53
1990	Grant Brittain	67
1991	Kevin Bellomo	77
1992	Matt Raleigh	77
1993	Rodney Hennon	65
1994	Mike Tidick	62
1995	Alex Tolbert	47
1996	Alex Tolbert	58
1997	Jeremy Bruce	82
1998	Martin Barrow	72
1999	Eric Johnson	83
2000	Charles Thomas	44
2001	Alan Beck	56
2002	A. Beck/R. Schade	58
2003	Alan Beck	68
2004	Tood Roper	60
2005	Jared Greenwood	57
2006	Barrett Shaft	68
2007	Blake Murphy	73

ANNUAL DOUBLES LEADERS

1969	Four tied	5
1970	Bruce West	7
1971	Tommy Hayes	20
1972	Bruce West	9
1973	Bruce West	5
1974	J. Stewart/B. Gilmore	6
1975	Gary Fishel	9
1976	Buddy Fox	7
1977	David Ball	12
1978	Wayne Tolleson	46

1979	B. Boyd/F. Brown	7
1980	Willie Carpenter	18
1981	Mel Kinsey	11
1982	Mel Kinsey	10
1983	Greg Johnson	13
1984	Charlie Fonville	16
1985	Mike Carson	20
1986	Mike Carson	17
1987	Freddie Hailey	21
1988	Keith LeClair	15
1989	Matt Raleigh	15
1990	Rodney Tesh	20
1991	Joey Cox	18
1992	Joey Cox	21
1993	Mike Tidick	19
1994	Roy Hurst	20
1995	Jody Hansen	21
1996	Alex Tolbert	25
1997	Frankie Ward	19
1998	C. Moore/M. Barrow	16
1999	Austin Smithwick	19
2000	Morgan Frazier	16
2001	A. Beck/R. Goldston	20
2002	Donovan Minero	19
2003	Rod Goldston	26
2004	Jared Greenwood	21
2005	Jared Greenwood	15
2006	Shaft/Strausbaugh/Murphy	17
2007	Kenny Smith	24

ANNUAL TRIPLES LEADERS

1969	Ed Thompson	3
1970	Ted Whitworth	3
1971	Tommy Hayes	3
1972	Eddie Davis	3
1973	Gary Rhyme	2
1974	G. Rhyme/G. Grindstaff	1
1975	Jerry Gaines	4
1976	Four tied	2
1977	Freddie Brown	3
1978	M. Reeser/ W. Tolleson	4
1979	David Ball	5
1980	Three tied	3
1981	J. Chamberlain/D. Hill	2
1982	M. Kinsey/K. Carson	3
1983	G. Johnson/M. Kinsey	3
1984	Freddie Hailey	6
1985	Jim Eldredge	5
1986	Ron Huntington	4
1987	Clint Fairley	2
1988	Keith LeClair	2
1989	Bellomo/Fairley	2
1990	Todd Raleigh	4
1991	Matt Raleigh	5
1992	Mike Tidick	4
1993	Stephen Pritchard	3
1994	J. Connolly/M. Striker	4
1995	Jody Henson	3
1996	M. Barrow/M. Stillwell	3
1997	Martin Barrow	6
1998	Martin Barrow	5
1999	Tracy Biggs	7
2000	Jason Long	3
2001	Michael Roane	2
2002	Four tied	2
2003	Todd Roper	4
2004	Todd Roper	3
2005	Brandon Zollman	3
2006	Blake Murphy	4
2007	Kenny Smith	4

ANNUAL HOME RUNS LEADERS

1959	Ray Sells	1
1960	Jim Ray	3
1961	Jim Ray	4

1962	Ken Morgan	5
1963	Ken Morgan	4
1964	Earl Crofts	3
1965	Cecil Caldwell	1
1966	Roddy Edwards	5
1967	Roddy Edwards	4
1968	Bill Wofford	3
1969	John Booth	2
1970	Steve Barkley	2
1971	Tommy Hayes	4
1972	E. Davis/J. Laughridge	3
1973	B. Gilmore/G. Grindstaff	2
1974	Ernie Lasher	3
1975	Buddy Fox	3
1976	Buddy Fox	3
1977	Keith Ebersole	6
1978	Keith Ebersole	9
1979	Freddy Brown	5
1980	Chet Gresson	4
1981	Mel Kinsey	15
1982	Hill/Reinicker	8
1983	Hill/Kinsey	7
1984	Charlie Fonville	12
1985	Mike Carson	13
1986	P. Riley/M. Carson	15
1987	Clint Fairley	19
1988	Clint Fairley	25
1989	Three Tied	14
1990	Grant Brittain	20
1991	Matt Raleigh	19
1992	Matt Raleigh	25
1993	Phillip Grundy	17
1994	Mike Tidick	15
1995	Alex Tolbert	20
1996	Alex Tolbert	11
1997	Alex Tolbert	19
1998	Chris Moore	14
1999	Steve Harris	26
2000	Rod Goldston	6
2001	Donovan Minero	17
2002	Donovan Minero	15
2003	Alan Beck	18
2004	Jared Greenwood	21
2005	Steven Strausbaugh	12
2006	Steven Strausbaugh	17
2007	Kenny Smith	20

ANNUAL RBI LEADERS

1959	Bob Ballance	18
1960	Bob Ballance	24
1961	Jim Ray	22
1962	Ken Morgan	21
1963	Randy Whitaker	16
1964	Earl Crofts	17
1965	D. Jones/J. Fraser	17
1966	Roddy Edwards	28
1967	Roddy Edwards	28
1968	Bill Wofford	18
1969	Jim Thompson	14
1970	S. Barkley/B. West	15
1971	Bruce West	25
1972	Jim Grove	26
1973	Bruce West	12
1974	Dale Fox	17
1975	J. Gaines/G. Fishel	17
1976	Buddy Fox	29
1977	Keith Ebersole	48
1978	Keith Ebersole	45
1979	Freddy Brown	32
1980	Willie Carpenter	43
1981	Mel Kinsey	50
1982	Mel Kinsey	44
1983	Mel Kinsey	45
1984	Charlie Fonville	51
1985	Mike Carson	56
1986	Mike Carson	72

2008 CATAMOUNT BASEBALL

II-TIME SOUTHERN CONFERENCE REGULAR SEASON CHAMPION ♦ 9-TIME SOUTHERN CONFERENCE TOURNAMENT CHAMPION

II NCAA APPEARANCES: 1985, 1986, 1987, 1988, 1989, 1992, 1993, 1994, 1997, 2003, 2007

WESTERN CAROLINA BASEBALL RECORD BOOK – ANNUAL CATEGORY LEADERS

1987	Skip Nelloms	70
1988	Skip Nelloms	69
1989	Matt Raleigh	52
1990	Grant Brittain	68
1991	Todd Raleigh	78
1992	Matt Raleigh	73
1993	Phillip Grundy	76
1994	Mike Tidick	58
1995	Alex Tolbert	55
1996	Alex Tolbert	66
1997	A. Tolbert/J.P. Burwell	69
1998	Chris Moore	68
1999	Chris Moore	84
2000	Rod Goldston	40
2001	Donovan Minero	74
2002	Donovan Minero	62
2003	Alan Beck	71
2004	Jared Greenwood	63
2005	Steven Strausbaugh	51
2006	Steven Strausbaugh	64
2007	Kenny Smith	84

ANNUAL AT BATS LEADERS

1969	Steve Barkley	99
1970	Steve Barkley	87
1971	Tommy Hayes	134
1972	Gary Fishel	115
1973	Gary Fishel	88
1974	Jimmy Stewart	92
1975	Wayne Tolleson	96
1976	Buddy Fox	127
1977	Wayne Tolleson	128
1978	Keith Ebersole	133
1979	Billy Boyd	107
1980	Chet Greeson	147
1981	Don Ingle	139
1982	David Hill	139
1983	David Hill	164
1984	Charlie Fonville	177
1985	David Hyatt	250
1986	David Hyatt	228
1987	Keith LeClair	226
1988	Keith LeClair	239
1989	Clint Fairey	187
1990	Kevin Bellomo	209
1991	Kevin Bellomo	232
1992	Joey Cox	252
1993	Rodney Hennon	266
1994	Roy Hurst	246
1995	Alex Tolbert	216
1996	Alex Tolbert	217
1997	Chris Moore	257
1998	Martin Barrow	254
1999	Charles Thomas	244
2000	Charles Thomas	215
2001	Donovan Minero	219
2002	Ryan Schade	226
2003	Wayne Kilmer	225
2004	Todd Roper	249
2005	Steven Strausbaugh	218
2006	Barrett Shaft	244
2007	Barrett Shaft	255

ANNUAL STOLEN BASES LEADERS

1969	Tommy Hayes	7
1970	Steve Weams	13
1971	Tommy Hayes	24
1972	Eddie Davis	15
1973	—not available—	
1974	Gary Fishel	13
1975	Jerry Gaines	16
1976	Wayne Tolleson	18
1977	Wayne Tolleson	29
1978	Wayne Tolleson	29
1979	Willie Carpenter	11

1980	B. Boyd/K. Radford	17
1981	David Hill	15
1982	David Hill	21
1983	David Hill	19
1984	Alfred Turner	12
1985	David Hyatt	11
1986	Freddie Hailey	8
1987	Freddie Hailey	18
1988	Keith LeClair	12
1989	Grant Brittain	5
1990	K. Bellomo/G. Brittain	21
1991	Matt Raleigh	20
1992	Matt Raleigh	23
1993	Mike Tidick	17
1994	J. Henson/M. Tidick	20
1995	Jody Henson	25
1996	Chris Moore	15
1997	Chuck Koone	22
1998	Chuck Koone	35
1999	Eric Johnson	46
2000	Charles Thomas	10
2001	Donovan Minero	8
2002	Rod Goldston	9
2003	Wayne Kilmer	26
2004	Brandon Zollman	7
2005	Chris Davis	5
2006	B. Murphy/G. Gregory	12
2007	Kenny Smith	14

ANNUAL ERA LEADERS

1969	Noland Smathers	2.05
1970	Noland Smathers	3.33
1971	Don Bright	1.35
1972	Don Bright	1.09
1973	Don Bright	1.47
1974	Lester Wright	2.65
1975	Jerry Reed	2.01
1976	Flip Watson	1.47
1977	Rick Adair	1.87
1978	Wayne Harwell	2.98
1979	Rick Adair	1.59
1980	Randy Sims	4.24
1981	David Robinson	1.70
1982	Randy Sims	2.56
1983	Greg Moore	3.68
1984	Scott Gay	2.10
1985	Scott Gay	3.97
1986	Andy Rickman	4.75
1987	Ward Withrow	1.32
1988	Ward Withrow	3.54
1989	Stewart Keyes	6.25
1990	Doug Udzilla	3.12
1991	Phillip Grundy	3.87
1992	Dan Kyslinger	0.85
1993	Phillip Grundy	3.12
1994	Mike Manning	0.97
1995	Clark Maxwell	3.43
1996	Brian Bein	3.99
1997	Chris Waters	3.48
1998	Aaron Kirby	1.62
1999	Wes Overbay	4.25
2000	Blake Gordon	4.42
2001	Seth Foster	4.54
2002	Jared Burton	3.76
2003	Derrick Hawk	2.86
2004	Caleb McConnell	4.39
2005	Caleb McConnell	3.47
2006	Greg Holland	2.51
2007	Drew Saberhagen	2.87

ANNUAL WINS LEADERS

1969	L. Joyce/R. Miller	4
1970	N. Smathers/G. Glover	3
1971	Wayne McCauley	7
1972	Four Tied	3

1973	Don Bright	5
1974	Lester Wright	5
1975	Jerry Reed	6
1976	Mike Hicks	6
1977	Jerry Reed	10
1978	Rick Adair	7
1979	Rick Adair	6
1980	Lin Stadler	5
1981	D. Robinson/J. Mashburn	5
1982	Four Tied	5
1983	David Robinson	7
1984	Scott Gay	10
1985	Scott Gay	12
1986	Keith Smith	10
1987	S. Keyes/J. Slaughter	7
1988	Tim Sinicki	9
1989	Menhart/Volpe	5
1990	Jack Kimel	11
1991	Phillip Grundy	11
1992	Jack Kimel	10
1993	Jason Beverlin	12
1994	Jason Beverlin	11
1995	Clark Maxwell	8
1996	Clark Maxwell	7
1997	Mark DiFelice	10
1998	Mark DiFelice	11
1999	Aaron Kirby	9
2000	Ryan Basner	4
2001	Dan Foley	7
2002	J. Burton/S. Foster	7
2003	Derrick Hawk	10
2004	Brad Josey	5
2005	Brian McCullen	7
2006	Tyler Sexton	8
2007	Drew Saberhagen	9

ANNUAL K'S LEADERS

1969	Roger Miller	62
1970	Noland Smathers	51
1971	Wayne McCauley	106
1972	Don Bright	80
1973	Don Bright	43
1974	Lester Wright	58
1975	Jerry Reed	60
1976	Flip Watson	65
1977	Rick Adair	89
1978	Rick Adair	74
1979	Rick Adair	75
1980	Randy Sims	51
1981	Randy Sims	60
1982	Lin Stadler	42
1983	Ken Hare	50
1984	Scott Gay	69
1985	Scott Gay	118
1986	Keith Smith	54
1987	Stewart Keyes	57
1988	Paul Menhart	68
1989	Paul Menhart	64
1990	Paul Menhart	82
1991	Phillip Grundy	91
1992	Phillip Grundy	89
1993	Jason Beverlin	106
1994	Jason Beverlin	154
1995	Clark Maxwell	124
1996	Clark Maxwell	101
1997	Clark Maxwell	102
1998	Mark DiFelice	110
1999	David Pember	76
2000	Ryan Basner	45
2001	Jared Burton	267
2002	Jared Burton	102
2003	Ryan Basner	91
2004	Brad Josey	66
2005	Caleb McConnell	53
2006	Tyler Sexton	79
2007	Tyler Sexton	83

ANNUAL COMPLETE GMS LEADERS

1974	Lester Wright	5
1975	M. Hicks/J. Reed	3
1976	Jerry Reed	6
1977	Rick Adair	5
1978	Rick Adair	8
1979	Rick Adair	8
1980	Randy Sims	3
1981	Randy Sims	5
1982	Jeff Mashburn	3
1983	B. Hare/G. Moore	5
1984	Ben Hare	4
1985	Scott Gay	7
1986	Keith Smith	5
1987	Jackie Slaughter	5
1988	Paul Menhart	6
1989	Stewart Keyes	4
1990	Jack Kimel	4
1991	Phillip Grundy	9
1992	P. Grundy/J. Kimel	8
1993	Phillip Grundy	4
1994	Jason Beverlin	4
1995	Clark Maxwell	6
1996	Mark DiFelice	4
1997	Clark Maxwell	4
1998	Mark DiFelice	4
1999	Pember/Overbay	4
2000	Jared Burton	2
2001	J. Burton/D. Foley	1
2002	Jared Burton	2
2003	R. Basner/B. Josey	2
2004	Caleb McConnell	2
2005	Caleb McConnell	2
2006	N/A	0
2007	Tyler Sexton	2

ANNUAL INN. PITCHED LEADERS

1972	Don Bright	72.0
1973	Glen Glover	48.0
1974	Lester Wright	64.3
1975	Jerry Reed	72.0
1976	Jerry Reed	89.0
1977	Rick Adair	77.0
1978	Rick Adair	72.0
1979	Rick Adair	79.1
1980	Lin Stadler	66.1
1981	Randy Sims	75.1
1982	Greg Moore	62.0
1983	Ben Hare	75.0
1984	Ben Hare	93.1
1985	Scott Gay	113.1
1986	Keith Smith	84.2
1987	Jackie Slaughter	81.2
1988	Paul Menhart	84.1
1989	Paul Menhart	86.1
1990	Jack Kimel	101.1
1991	Phillip Grundy	100.1
1992	Phillip Grundy	110.1
1993	Jason Beverlin	105.1
1994	Jason Beverlin	124.1
1995	Clark Maxwell	123.1
1996	Clark Maxwell	85.0
1997	Clark Maxwell	102.2
1998	Mark DiFelice	98.0
1999	David Pember	119.2
2000	Aaron Kirby	68.1
2001	Jared Burton	93.1
2002	Jared Burton	103.0
2003	Ryan Basner	125.0
2004	Brad Josey	101.0
2005	Brain Barnes	58.0
2006	Tyler Sexton	91.1
2007	Drew Saberhagen	106.2

2008 CATAMOUNT BASEBALL

II-TIME SOUTHERN CONFERENCE REGULAR SEASON CHAMPION • 9-TIME SOUTHERN CONFERENCE TOURNAMENT CHAMPION
II NCAA APPEARANCES: 1985, 1986, 1987, 1988, 1989, 1992, 1993, 1994, 1997, 2003, 2007




#4 - JERRY GAINES

5-9, 160, OF - CHESAPEAKE, VA. - WESTERN BRANCH HS

- 1975 ABCA COLLEGE DIVISION (FIRST TEAM) •

GAINES' CAREER STATISTICS

YEAR	G	AB	R	H	2B	3B	HR	RBI	SB	BB	SO	AVG.
1975	24	94	22	38	4	4	1	17	16	13	16	.404
TOT.	24	94	22	38	4	4	1	17	16	13	16	.404



#15/26 - KEITH EBERSOLE

6-2, 188, 1B - SARASOTA, FLA. - SARASOTA HS

- 1977 ABCA (THIRD TEAM) •

EBERSOLE'S CAREER STATISTICS

YEAR	G	AB	R	H	2B	3B	HR	RBI	SB	BB	SO	AVG.
1977	30	111	37	47	11	2	6	48	3	22	9	.423
1978	34	133	38	51	11	3	9	45	0	15	17	.384
TOT.	64	244	75	98	22	5	15	93	1	37	26	.401




#37 - CLINT FAIREY

5-10, 210, 3B - CLEMSON, S.C. - D.W. DANIEL HS

- 1987 ABCA (SECOND TEAM) •

FAIREY'S CAREER STATISTICS

YEAR	G	AB	R	H	2B	3B	HR	RBI	SB	BB	SO	AVG.
1986	52	153	39	65	9	0	3	30	3	28	6	.425
1987	54	190	53	77	13	2	19	60	3	41	10	.405
1988	59	207	56	73	7	0	25	64	2	38	16	.353
1989	53	187	38	69	10	2	14	45	1	28	9	.369
TOT.	218	737	186	284	39	4	61	199	9	135	41	.385



#1 - GRANT BRITTAIN

6-0, 173, 2B/SS - HICKORY, N.C. - HICKORY HS

- 1990 ABCA (FIRST TEAM) •

BRITTAIN'S CAREER STATISTICS

YEAR	G	AB	R	H	2B	3B	HR	RBI	SB	BB	SO	AVG.
1987	49	136	32	34	5	1	4	22	2	36	22	.250
1988	61	192	31	43	9	0	6	28	3	21	27	.224
1989	50	135	30	26	7	1	2	14	5	44	27	.193
1990	58	180	67	77	14	2	20	68	21	49	44	.428
TOT.	218	643	160	180	35	4	32	132	31	150	120	.279



#25 - KEVIN BELLOMO

6-0, 190, OF - RUTLAND, VT. - RUTLAND HS

- 1991 ABCA (SECOND TEAM) •

BELLOMO'S CAREER STATISTICS

YEAR	G	AB	R	H	2B	3B	HR	RBI	SB	BB	SO	AVG.
1988	43	72	21	26	7	2	3	15	1	7	14	.356
1989	54	183	31	49	6	2	8	23	4	24	36	.268
1990	56	209	64	70	18	3	12	46	21	35	24	.335
1991	60	232	77	101	12	1	14	59	17	22	22	.435
TOT.	123	696	193	246	44	8	37	143	43	88	96	.353



#34 - MATT RALEIGH

5-11, 195, 3B - SWANTON, VT. - SWANTON HS

- 1992 COLLEGIATE BASEBALL (2ND TEAM) •

RALEIGH'S CAREER STATISTICS

YEAR	G	AB	R	H	2B	3B	HR	RBI	SB	BB	SO	AVG.
1989	54	183	53	62	15	0	14	52	0	43	41	.339
1990	60	202	53	60	12	3	10	47	4	41	49	.397
1991	62	223	68	92	15	5	19	67	20	39	45	.413
1992	66	229	77	88	14	0	25	73	23	59	66	.384
TOT.	242	837	251	302	56	8	68	239	47	182	201	.361



#21 - PHILLIP GRUNDY

6-2, 190, RHP/UTL - SOMERSET, KY. - SOMERSET HS

- 1993 ABCA (SECOND TEAM) •

GRUNDY'S CAREER STATISTICS

YEAR	G	GS	CG	IP	H	R	ER	ERA	SO	BB	W-L	PCT.
1991	16	15	9	100.1	97	56	43	3.87	91	51	11-4	.733
1992	16	16	8	110.1	92	47	29	2.31	89	33	9-5	.642
1993	16	12	4	83.2	71	46	29	3.12	83	37	4-7	.363
TOT.	48	28	21	244.1	260	149	101	3.09	180	121	24-16	.600



#40 - JASON BEVERLIN

6-4, 230, RHP - ROYAL OAK, MICH. - DONDERO HS

- 1994 ABCA (SECOND TEAM) •
- 1994 BASEBALL AMERICA (SECOND TEAM) •
- 1994 NCBWA (SECOND TEAM) •
- 1994 COLLEGIATE BASEBALL (THIRD TEAM) •

BEVERLIN'S CAREER STATISTICS

YEAR	G	GS	CG	IP	H	R	ER	ERA	SO	BB	W-L	PCT.
1992	14	8	2	55.1	76	50	41	6.67	46	25	4-3	.571
1993	18	16	3	105.1	105	59	46	3.93	106	55	12-2	.857
1994	17	16	4	124.1	99	37	33	2.39	154	55	11-4	.733
TOT.	49	40	9	285.0	280	146	120	3.38	306	135	27-9	.750



#9 - CHRIS MOORE

5-11, 185, SS - WILMINGTON, N.C. - NEW HANOVER HS

- 1999 COLLEGIATE BASEBALL (THIRD TEAM) •

MOORE'S CAREER STATISTICS

YEAR	G	AB	R	H	2B	3B	HR	RBI	SB	BB	SO	AVG.
1996	43	166	37	62	19	2	5	39	2	11	24	.373
1997	62	257	69	95	17	5	10	65	5	30	29	.370
1998	55	187	62	66	16	0	14	66	12	62	34	.353
1999	60	227	72	88	16	1	21	84	7	41	31	.388
TOT.	220	837	240	311	68	8	50	254	26	144	118	.372



#4 - DONOVAN MINERO

6-2, 190, CF - SAN JOSE, CALIF. - SAN JOSE STATE

- 2001 ABCA (THIRD TEAM) •

MINERO'S CAREER STATISTICS

YEAR	G	AB	R	H	2B	3B	HR	RBI	SB	BB	SO	AVG.
2001	56	219	49	83	12	0	17	74	8	19	34	.379
2002	56	222	48	83	19	0	15	62	2	22	25	.374
TOT.	114	441	97	166	31	0	32	136	10	41	60	.376

2008 CATAMOUNT BASEBALL

II-TIME SOUTHERN CONFERENCE REGULAR SEASON CHAMPION ♦ 9-TIME SOUTHERN CONFERENCE TOURNAMENT CHAMPION

II NCAA APPEARANCES: 1985, 1986, 1987, 1988, 1989, 1992, 1993, 1994, 1997, 2003, 2007

CATS IN THE MLB DRAFT

YEAR	PLAYER	SIGNED BY	Round	Overall Pick
2007	Jonathan Greene	Texas Rangers	8	260
	Greg Holland	Kansas City Royals	10	306
	Kenny Smith	Texas Rangers	20	620
	Steven Strausbaugh	New York Yankees	37	1135
	Blake Murphy	Chicago Cubs	50	1435
2006	Brian McCullen	Pittsburg Pirates	38	1130
2005	Jared Greenwood	New York Yankees	Free Agent	
2003	Ryan Basner	Atlanta Braves	7	217
	Todd Buchanan	Arizona Diamondbacks	13	396
	Alan Beck	Baltimore Orioles	16	464
	Ryan Schade	Florida Marlins	Free Agent	
2002	Jared Burton \$	Oakland A's	8	248
2001	Matt Price	Milwaukee Brewers	Free Agent	
2000	Charles Thomas \$	Atlanta Braves	19	580
1999	Eric Johnson	Cleveland Indians	3	107
	David Pember \$	Milwaukee Brewers	8	244
	Chris Moore	Colorado Rockies	11	340
1998	Chris Davidson	Baltimore Orioles	4	129
	Mark DiFelice	Colorado Rockies	15	450
	Donnie Suttles	Cleveland Indians	12	363
	Jeff Sziksai	New York Yankees	22	662
	Brian Hutchinson	Toronto Blue Jays	40	1191
	Chuck Koone	Baltimore Orioles	NA	
	Marlin Barrow	Frontier League	Free Agent	
1997	Alex Tolbert	Pittsburgh Pirates	22	662
1996	Eric Whitson	Tampa Bay Devil Rays	NA	
1994	Jason Beverlin \$	Oakland Athletics	4	93
	Stephen Pritchard	Milwaukee Brewers	22	599
	Mike Tidick	Chicago White Sox	47	1299
	Roy Hurst	Chicago Cubs	NA	
	Mike Manning	Texas Rangers	NA	
1993	Brad Tweedlie	Cincinnati Reds	3	92
	Phillip Grundy	Kansas City Royals	4	105
1992	Dan Kyslinger	Milwaukee Brewers	5	136
	Matt Raleigh	Montreal Expos	14	379
	Jack Kimel	Texas Rangers	32	902
	Patrick Kendrick	Chicago Cubs	NA	
1991	Kevin Bellomo	San Francisco Giants	56	1406
	Todd Raleigh	Boston Red Sox	Free Agent	
1990	Paul Menhart \$	Toronto Blue Jays	8	225
	Grant Brittain	Atlanta Braves	Free Agent	
1989	Jeff Stevens	Cleveland Indians	-	-
1988	Tom Malchesky	St. Louis Cardinals	12	314
	Skip Nelloms	New York Yankees	22	573
	Dave Piela	Atlanta Braves	54	1296
	Keith LeClair	Atlanta Braves	Free Agent	
1987	Freddie Hailey	New York Yankees	19	496
	Andy Rickman	Cincinnati Reds	NA	
1986	Ron Huntington	Atlanta Braves	39	486
	Keith Smith	Atlanta Braves	NA	
1985	Scott Gay	New York Yankees	4	103
	John Pust	New York Mets	Free Agent	
1984	Charlie Fonville	Seattle Mariners	38	796
	John Pust	Cleveland Indians (did not sign)	43	820
1983	David Hill	Seattle Mariners	NA	
1982	Kyle Carson	Seattle Mariners	NA	
1980	Willie Carpenter	Texas Rangers	NA	
1979	Rick Adair #	Seattle Mariners	3	53
1978	Wayne Tolleson \$	Texas Rangers	8	202
	Keith Ebersole	Chicago Cubs	NA	
1977	Wayne Tolleson	Pittsburgh Pirates	12	304
	Jerry Reed \$	Philadelphia Phillies	22	559
1976	Mike Hicks	Texas Rangers	NA	
	Flip Watson	Texas Rangers	NA	
1975	Jerry Gaines	Texas Rangers	NA	
1973	Don Bright	Texas Rangers	NA	
1972	Jim Grove	Texas Rangers	NA	
1971	Tommy Hayes	Chicago White Sox	NA	
	Wayne McCauley	Washington Senators	NA	
1969	Jim Thompson	St. Louis Cardinals	NA	
1967	Roddy Edwards	Washington Senators	NA	

\$ — Played on a major league club

— Pitching coach with the Cleveland Indians from 1991-93, Detroit Tigers from 1996-2000, Atlanta Braves from 2001-03 and minor league pitching coordinator with Texas Rangers.

CHARLES THOMAS

MAJOR LEAGUE DEBUT:

WITH ATLANTA JUNE 23, 2004 AT FLORIDA MARLINS



CAREER MAJOR LEAGUE STATISTICS

Year	Team	G	AVG	AB	R	H	2B	3B	HR	RBI	TB	BB	SO	SB-SBA
2004	Braves	83	.288	236	35	68	8	4	7	31	105	21	45	3-4
2005	Athletics	30	.109	46	4	5	0	0	0	1	5	5	8	0-1
Totals		113	.259	282	39	73	8	4	7	32	110	26	53	3-5

DAVID PEMBER

MAJOR LEAGUE DEBUT:

WITH MILWAUKEE SEPT. 3, 2002 AT CHICAGO CUBS



CAREER MAJOR LEAGUE STATISTICS

Year	Team	W-L	ERA	G	GS	CG	SHO	Sv	IP	H	R	ER	BB	SO
2002	Brewers	0-1	5.19	4	0	0	0	0	8.2	7	6	5	6	5
Totals		0-1	5.19	4	0	0	0	0	8.2	7	6	5	6	5

JASON BEVERLIN

MAJOR LEAGUE DEBUT:

WITH CLEVELAND JULY 29, 2002 AT OAKLAND ATHLETICS




CAREER MAJOR LEAGUE STATISTICS

Year	Team	W-L	ERA	G	GS	CG	SHO	Sv	IP	H	R	ER	BB	SO
2002	Indians	0-0	7.36	4	0	0	0	0	7.1	9	7	6	4	9
	Tigers	0-3	9.49	7	3	0	0	0	12.1	18	15	13	5	7
Totals		0-3	8.69	11	3	0	0	0	19.2	27	22	19	9	16

PAUL MENHART

MAJOR LEAGUE DEBUT:

WITH TORONTO APR. 27, 1995 VS. THE OAKLAND ATHLETICS




CAREER MAJOR LEAGUE STATISTICS

Year	Team	W-L	ERA	G	GS	CG	SHO	Sv	IP	H	R	ER	BB	SO
1995	Blue Jays	1-4	4.92	21	9	1	0	0	78.2	72	49	43	47	50
1996	Mariners	2-2	7.29	11	6	0	0	0	42.0	55	36	34	25	18
1997	Padres	2-3	4.70	9	8	0	0	0	44.0	42	23	23	13	22
Totals		5-9	5.47	41	23	7	0	0	164.2	169	108	100	85	90

WAYNE TOLLESON

MAJOR LEAGUE DEBUT:

WITH TEXAS SEPT. 1, 1981 VS. TORONTO BLUE JAYS



CAREER MAJOR LEAGUE STATISTICS

Year	Team	G	AVG	AB	R	H	2B	3B	HR	RBI	TB	BB	SO	SB-SBA
1981	Rangers	14	.167	24	6	4	0	0	0	1	4	7	5	2-2
1982	Rangers	38	.114	70	6	8	1	0	0	2	9	5	14	1-2
1983	Rangers	134	.260	470	64	122	13	2	3	20	148	40	68	33-43
1981	Rangers	118	.213	338	35	72	9	2	0	9	85	27	47	22-26
1985	Rangers	123	.313	323	45	101	9	5	1	18	123	21	46	21-33
1986	White Sox	81	.250	260	39	65	7	3	3	29	87	38	43	13-19
	Yankees	60	.284	215	22	61	9	2	0	14	74	14	33	4-8
1987	Yankees	121	.221	349	48	77	4	0	1	22	84	43	72	5-8
1988	Yankees	21	.254	59	8	15	2	0	0	5	17	8	12	1-1
1989	Yankees	80	.164	140	16	23	5	2	1	9	35	16	23	5-6
1990	Yankees	73	.149	74	12	11	1	1	0	4	14	6	21	1-1
Totals		863	.241	2322	301	559	60	17	9	133	680	219	384	108-149

JERRY REED

MAJOR LEAGUE DEBUT:

WITH PHILADELPHIA SEPT. 11, 1981 AT PITTSBURGH PIRATES



CAREER MAJOR LEAGUE STATISTICS

Year	Team	W-L	ERA	G	GS	CG	SHO	Sv	IP	H	R	ER	BB	SO
1981	Phillies	0-1	7.71	4	0	0	0	0	4.2	7	4	4	6	5
1982	Phillies	1-0	5.19	7	0	0	0	0	8.2	11	6	5	3	1
	Indians	1-1	3.45	6	1	0	0	0	15.2	15	6	6	3	10
1983	Indians	0-0	7.17	7	0	0	0	0	21.1	26	19	17	9	11
1985	Indians	3-5	4.11	33	5	0	0	8	72.1	67	41	33	19	37
1986	Mariners	4-0	3.12	11	4	0	0	0	34.2	38	13	12	13	16
1987	Mariners	1-2	3.42	39	1	0	0	7	81.2	79	32	31	24	51
1988	Mariners	1-1	3.96	46	0	0	0	1	86.1	82	42	39	33	48
1989	Mariners	7-7	3.19	52	1	0	0	0	101.2	89	44	36	43	50
1990	Mariners	0-1	4.91	4	0	0	0	0	7.1	8	4	4	3	2
	Boston	2-1	4.80	29	0	0	0	2	45.0	55	27	24	16	17
Totals		20-19	4.82	238	12	0	0	18	479.1	477	238	210	172	248

2008 CATAMOUNT BASEBALL

II-TIME SOUTHERN CONFERENCE REGULAR SEASON CHAMPION ♦ 9-TIME SOUTHERN CONFERENCE TOURNAMENT CHAMPION

II NCAA APPEARANCES: 1985, 1986, 1987, 1988, 1989, 1992, 1993, 1994, 1997, 2003, 2007

WESTERN CAROLINA BASEBALL RECORD BOOK – HONORS

SOUTHERN CONFERENCE PLAYER OF THE YEAR

1978	Wayne Tolleson
1981	Mel Kinsey
1985	Scott Gay
1987	Clint Fairey
1988	Clint Fairey
1989	Clint Fairey
1990	Grant Brittain
1991	Kevin Bellomo
1992	Matt Raleigh
1994	Mike Tidick
1997	Alex Tolbert
1998	Martin Barrow
1999	Chris Moore
2002	Donovan Minero
2003	Alan Beck
2007	Kenny Smith

SOUTHERN CONFERENCE PITCHER OF THE YEAR

AWARDED SINCE 1989

1994	Jason Beverlin
1998	Mark DiFelice

SOUTHERN CONFERENCE COACH OF THE YEAR

1981	Bill Haywood
1987	Jack Leggett
1992	Keith LeClair
1994	Keith LeClair
1997	Keith LeClair
2002	Todd Raleigh
2007	Todd Raleigh

SOUTHERN CONFERENCE FRESHMAN OF THE YEAR

1983	Brian Tebo
1984	Freddie Hailey
1989	Matt Raleigh
1990	Rob Doherty
1991	Phillip Grundy
2005	Steven Strausbaugh

CATAMOUNTS ON THE SOCON 75TH ANNIVERSARY TEAM

(24 Players Named in 1995)

Wayne Tolleson, Utility	1st
Jason Beverlin, P	1st
Matt Raleigh, SS	2nd
Phillip Grundy, 3B	2nd



Martin Barrow (1995-98) was the Southern Conference Player of the Year in 1998.



Clint Fairey(1986-89), sliding into third, was a three-time SoCon Player of the Year (1987, '88 and '89). He is the only player in the league history to earn the honor three times.

ABCA ALL-ATLANTIC REGION

1977	Keith Ebersole	1st
	Jerry Reed	2nd
	Wayne Tolleson	2nd
1978	Wayne Tolleson	1st
	Keith Ebersole	2nd
1980	Willie Carpenter	1st
1986	Pat Riley	2nd
1987	Clint Fairey	1st
1989	Clint Fairey	1st
1990	Grant Brittain	1st
1991	Kevin Bellomo	1st
	Phillip Grundy	2nd
	Matt Raleigh	2nd
1992	Joey Cox	1st
	Matt Raleigh	1st
	Dan Kysliger	2nd
1993	Phillip Grundy	1st
	Jason Beverlin	2nd
1994	Jason Beverlin	1st
	Mike Manning	2nd
	Mike Tidick	2nd
1995	Jody Henson	1st
1996	Alex Tolbert	2nd
1997	Alex Tolbert	1st
	Jeremy Bruce	2nd
	J.P. Burwell	2nd
1998	Martin Barrow	2nd
	Mark DiFelice	2nd
1999	Steve Harris	2nd
	Chris Moore	2nd
2001	Donovan Minero	1st
2003	Alan Beck	2nd
2004	Jared Greenwood	1st
2005	Steven Strausbaugh	2nd
2006	Steven Strausbaugh	2nd
2007	Kenny Smith	2nd

ATLANTIC REGION COACH OF THE YEAR

1987	Jack Leggett
------	--------------

ACADEMIC ALL-AMERICA

1983	David Hill	1st
	Greg Johnson	1st
1986	David Hyatt	3rd
1992	Rodney Hennon	1st
	Jack Kimel	2nd
1993	Rodney Hennon	1st
2002	Ryan Schade	1st

COLLEGIATE BASEBALL FRESHMAN ALL-AMERICA

1991	Phillip Grundy
1996	Chris Moore
2005	Steven Strausbaugh

ALL-NORTH CAROLINA

1971	Tommy Hayes
	Wayne McCauley
1973	Don Bright
1975	Jerry Gaines
1977	Keith Ebersole
	Jerry Reed
	Wayne Tolleson
1978	Keith Ebersole
	Wayne Tolleson

NCAA REGIONAL ALL-TOURNAMENT

1985	Brian Tebo
	Darryl Rogers
1987	Skip Nelloms
1992	Phillip Grundy
	Rodney Hennon
	Matt Raleigh
1993	Phillip Grundy
2003	Chris Davis
	Rod Goldston
	Brandon McDowell
	Todd Roper
2007	John Ingram
	Nick Liles
	Drew Saberhagen

	Kenny Smith
	Steven Strausbaugh

SOCON TOURNAMENT MOST VALUABLE

1985	Mike Carson
1986	David Hyatt
1987	Clint Fairey
1988	Keith LeClair
1989	Paul Menhart
1992	Joey Cox
1993	Phillip Grundy
1997	J.P. Burwell
2003	Brian Sigmon

ALL-SOCON TOURNAMENT

1990	Grant Brittain
	Mike Hilton
	Rodney Tesh
1991	Kevin Bellomo
	Joey Cox
	Jack Kimel
	Matt Raleigh
	Rodney Tesh
1992	Joey Cox
	Scott Lyman
	Eric Whitson
1993	Jason Beverlin
	Rob Doherty
	Phillip Grundy
	Roy Hurst
	Mike Tidick
1994	John Connolly
	Mike Tidick
	Marc Striker
1995	Eric Whitson
1997	J.P. Burwell
	Jeff Sziksai
2003	Ryan Basner
	Chris Davis
	Matt Nelson
	Brian Sigmon
2004	Chris Davis
2006	Trey McDaniel

2008 CATAMOUNT BASEBALL


II-TIME SOUTHERN CONFERENCE REGULAR SEASON CHAMPION ♦ 9-TIME SOUTHERN CONFERENCE TOURNAMENT CHAMPION

II NCAA APPEARANCES: 1985, 1986, 1987, 1988, 1989, 1992, 1993, 1994, 1997, 2003, 2007

WESTERN CAROLINA BASEBALL RECORD BOOK – HONORS



In 2002, Ryan Schade (2000-02) earned first team Academic All-America thanks to his 3.881 cumulative GPA in Sport Management.



Rodney Hennon (above left) and Jack Kimel were named GTE Academic All-Americans during the 1992 season. Hennon, a first team selection, had a 3.79 GPA in business and Kimel, a second team honoree, has a 3.55 GPA in economics.


SOCON PLAYERS OF THE WEEK

1991	PITCHERS		
	Phillip Grundy	Week	2
	PLAYERS		
	Kevin Bellomo	Week	2
	Todd Raleigh	Week	3
1992	PLAYERS		
	Joey Cox	Week	2
1993	PLAYERS		
	Phillip Grundy	Week	1
	Rodney Hennon	Week	4
	Phillip Grundy	Week	5
	Mike Tidick	Week	6
1994	PITCHERS		
	Jason Beverlin	Week	1
	Jason Beverlin	Week	2
	PLAYERS		
	Roy Hurst	Week	5
	Mike Tidick	Week	7
1995	PITCHERS		
	Dale Pilgrim	Week	1
	Clark Maxwell	Week	4
	Clark Maxwell	Week	6
	Mark DiFelice	Week	8
	PLAYERS		
	Jody Henson	Week	1
	Jody Henson	Week	1
1996	PITCHERS		
	Clark Maxwell	Week	4
	Brian Bain	Week	6
	PLAYERS		
	Alex Tolbert	Week	1
1997	PITCHERS		
	Mark DiFelice	Week	1
	PLAYERS		
	Jeremy Barrow	Week	5
	Martin Barrow	Week	6
1998	PLAYERS		
	Chuck Koone	Week	1
	Charles Thomas	Week	2
1999	PLAYERS		
	Charles Thomas	Week	7
	Eric Johnson	Week	10
2000	PITCHERS		
	Jared Burton	Week	1
2001	PITCHERS		
	Ryan Basner	Week	5
	Dan Foley	Week	12
	PLAYERS		
	Alan Beck	Week	1
	Donovan Minero	Week	7
2002	PITCHERS		
	Jared Burton	Week	5
	PLAYERS		
	Ryan Schade	Week	1
	Donovan Minero	Week	7
	Todd Roper	Week	8
	Donovan Minero	Week	9
	Donovan Minero	Week	4
2003	PITCHERS		
	Ryan Basner	Week	4
	PLAYERS		
	Todd Buchanan	co-Week	7
	Alan Beck	co-Week	7
	Rod Goldston	Week	9
	Alan Beck	Week	11
2004	PITCHERS		
	Brian McCullen	Week	13
	PLAYERS		
	Alex Gary	Week	3
2005	PITCHERS		
	Brian Barnes	Week	7
2006	PITCHERS		
	Tyler Sexton	Week	4
	Greg Holland	Week	12
	PLAYERS		
	Steven Strausbaugh	Week	5
	Trey McDaniel	Week	6
	Jonathan Greene	Week	14
2007	PITCHERS		
	Greg Holland	Week	11
	Chris Masters	Week	12
	Tyler Sexton	Week	13
	PLAYERS		
	Kenny Smith	Week	2
	John Ingram	Week	5
	Barrett Shaft	Week	8
	Kenny Smith	Week	14

ALL-SOUTHERN CONFERENCE SELECTIONS

– 2nd team honorees from available resources –

1977	Wayne Tolleson	1st			
	Keith Ebersole	1st			
1978	Keith Ebersole	1st			
	Wayne Tolleson	1st			
1979	Willie Carpenter	1st			
1980	Willie Carpenter	1st			
	Don Ingle	1st			
1981	Mel Kinsey	1st			
1983	Charlie Fonville	1st			
	David Hill	1st			
	Greg Johnson	1st			
	Brian Tebo, OF	2nd			
1984	Mike Carson, OF	1st			
	Charlie Fonville, 1B	1st			
	Scott Gay, P	1st			
	David Hyatt, OF	1st			
	Brian Tevo, OF	2nd			
	John Pust, SS	3rd			
	Freddie Hailey, OF	2nd			
1985	Mike Carson, OF	1st			
	Scott Gay, P	1st			
	Freddie Hailey, OF	1st			
	David Hyatt, OF	1st			
	Skip Nelloms, DH	1st			
1986	Mike Carson, OF	1st			
	Freddie Hailey, OF	1st			
	Pat Riley, DH	1st			
1987	Clint Fairey, DH	1st			
	Freddie Hailey, OF	1st			
	Stewart Keyes, P	1st			
	Skip Nelloms, OF	1st			
1988	Clint Fairey, 1B	1st			
	Keith LeClair, OF	1st			
	Tom Malchesky, 3B	1st			
	Paul Menhart, P	1st			
	Skip Nelloms, OF	1st			
1989	Clint Fairey, 1B	1st			
	Mark Poarch, DH	1st			
	Matt Raleigh, 3B	2nd			
1990	Grant Brittain, 2B	1st			
	Matt Raleigh, 3B	1st			
	Jack Kimel, P	2nd			
	Todd Raleigh, C	2nd			
	Kevin Bellomo, OF	2nd			
1991	Kevin Bellomo, OF	1st			
	Phillip Grundy, P	1st			
	Matt Raleigh, 3B	1st			
	Todd Raleigh, C	1st			
	Rodney Tesh, 1B	1st			
1992	Joey Cox, OF	1st			
	Matt Raleigh, SS	1st			
	Phillip Grundy, P & DH	2nd			
	Rodney Hennon, 2B	2nd			
	Roy Hurst, C	2nd			
	Jack Kimel, P	2nd			
	Scott Lyman, OF	2nd			
1993	Jason Beverlin, P	1st			
	Phillip Grundy, DH	1st			
	Rodney Hennon, 2B	1st			
	Scott Lyman, OF	1st			
1994	Jason Beverlin, P	1st			
	Mike Tidick, OF	1st			
	Mike Manning, P	2nd			
	Roy Hurst, C	2nd			
	Jody Henson, OF	2nd			
1995	Jody Henson, OF	1st			
	Alex Tolbert, 1B	1st			
	Eric Whitson, 3B	1st			
	J.P. Burwell, C	2nd			
1996	Brian Bain, P	2nd			
	Alex Tolbert, 1B	2nd			
	Chris Moore, 3B	2nd			
1997	Martin Barrow, OF	1st			
	Alex Tolbert, 1B	1st			
	Mark DiFelice, P	2nd			
	J.P. Burwell, C	2nd			
	Jeff Szikszai, 2B	2nd			
	Chris Moore, SS	2nd			
	Jeremy Bruce, 3B	2nd			
	Matt Stillwell, OF	2nd			
1998	Martin Barrow, OF	1st			
	Mark DiFelice, P	1st			
	Chris Moore, SS	1st			
	Frankie Ward, C	2nd			
1999	Chris Moore, SS	1st			
	Eric Johnson, OF	1st			
	Charles Thomas, OF	1st			
	Steve Harris, 1B	2nd			
2000	Charles, Thomas, OF	2nd			
2001	Alan Beck, OF	1st			
	Donovan Minero, OF	1st			
2002	Todd Buchanan, 1B	1st			
	Donovan Minero, CF	1st			
	Ryan Schade, SS	1st			
	Alan Beck, OF	2nd			
	Chris Davis, DH	2nd			
2003	Alan Beck, OF	1st			
	Rod Goldston, OF	1st			
	Derrick Hawk, P	1st			
	Todd Buchanan, 1B	2nd			
	Wayne Kilmer, SS	2nd			
	Ryan Basner, P	2nd			
2005	Steven Strausbaugh, OF	2nd			
2006	Jonathan Greene, 3B	1st			
	Steven Strausbaugh, OF	1st			
	Blake Murphy, C	2nd			
2007	Greg Holland, P	1st			
	Blake Murphy, C	1st			
	Drew Saberhagen, P	1st			
	Barrett Shaft, CF	1st			
	Kenny Smith, 2B	1st			
	Jonathan Greene, OF	1st			
	John Ingram, 1B	2nd			
	Steven Strausbaugh, RF	2nd			



Two-time SoCon home run champion, Alex Tolbert (1994-97) was the SoCon Player of the Year in 1997.

2008 CATAMOUNT BASEBALL

II-TIME SOUTHERN CONFERENCE REGULAR SEASON CHAMPION ♦ 9-TIME SOUTHERN CONFERENCE TOURNAMENT CHAMPION

II NCAA APPEARANCES: 1985, 1986, 1987, 1988, 1989, 1992, 1993, 1994, 1997, 2003, 2007

WCU'S SOUTHERN CONFERENCE TOURNAMENT RESULTS

Year	Site	Opponent	W/L	WCU	OPP
1984	Cullowhee	VMI	W	10	7
1984	Cullowhee	Appalachian State	L	5	9
1984	Cullowhee	The Citadel	L	0	8
1985	Boone	Appalachian State	W	3	2
1985	Boone	Marshall	L	2	5
1985	Boone	Davidson	W	13	2
1985	Boone	Marshall	W	12	6
1985	Boone	Marshall	W	13	12
1986	Cullowhee	East Tennessee State	W	11	2
1986	Cullowhee	Appalachian State	W	18	17
1986	Cullowhee	Appalachian State	W	11	8
1987	Asheville	VMI	W	16	4
1987	Asheville	Appalachian State	W	8	7
1987	Asheville	VMI	W	9	4
1988	Asheville	Appalachian State	W	18	8
1988	Asheville	The Citadel	W	6	2
1988	Asheville	The Citadel	W	22	6
1989	Asheville	Appalachian State	W	7	2
1989	Asheville	Marshall	W	4	2
1990	Charleston	East Tennessee State	W	6	1
1990	Charleston	Marshall	L	1	3
1990	Charleston	Appalachian State	W	5	4
1990	Charleston	Marshall	W	11	3
1990	Charleston	The Citadel	L	5	9
1991	Charleston	VMI	W	18	2
1991	Charleston	East Tennessee State	L	4	7
1991	Charleston	The Citadel	W	7	3
1991	Charleston	East Tennessee State	W	9	4
1991	Charleston	Appalachian State	W	4	0
1991	Charleston	Furman	L	11	9

Year	Site	Opponent	W/L	WCU	OPP
1992	Charleston	VMI	W	3	2
1992	Charleston	The Citadel	W	2	1
1992	Charleston	Georgia Southern	W	17	10
1992	Charleston	Georgia Southern	L	12	14
1992	Charleston	Georgia Southern	W	4	3
1993	Charleston	Marshall	W	7	6
1993	Charleston	The Citadel	W	4	2
1993	Charleston	VMI	L	3	4
1993	Charleston	Georgia Southern	W	6	5
1993	Charleston	VMI	W	12	5
1993	Charleston	VMI	W	5	1
1994	Charleston	Davidson	L	1	2
1994	Charleston	East Tennessee State	W	4	2
1994	Charleston	Marshall	W	8	2
1994	Charleston	Davidson	W	13	1
1994	Charleston	VMI	W	7	1
1994	Charleston	The Citadel	L	2	4
1995	Charleston	Appalachian State	W	9	5
1995	Charleston	Georgia Southern	L	4	10
1995	Charleston	Marshall	W	10	3
1995	Charleston	East Tennessee State	L	1	6
1996	Charleston	VMI	L	3	7
1996	Charleston	Furman	L	4	7
1997	Charleston	VMI	W	4	3
1997	Charleston	Furman	W	7	1
1997	Charleston	The Citadel	W	10	3
1997	Charleston	Furman	W (10)	10	9
1998	Charleston	Georgia Southern	W	6	5
1998	Charleston	The Citadel	L	0	5
1998	Charleston	Wofford	W	9	4
1998	Charleston	Furman	W	2	1
1998	Charleston	UNC Greensboro	L	2	4

Year	Site	Opponent	W/L	WCU	OPP
1999	Charleston	Georgia Southern	L	5	8
1999	Charleston	VMI	W	8	4
1999	Charleston	East Tennessee State	W	7	5
1999	Charleston	Furman	W	11	4
1999	Charleston	College of Charleston	W	3	2
1999	Charleston	The Citadel	L	3	6
2001	Charleston	UNC Greensboro	L	5	7
2001	Charleston	College of Charleston	L	7	9
2002	Charleston	Wofford	W	9	2
2002	Charleston	College of Charleston	L	0	3
2002	Charleston	UNC Greensboro	L (10)	4	6
2003	Charleston	Davidson	W	14	0
2003	Charleston	Furman	W	6	0
2003	Charleston	Georgia Southern	W	1	0
2003	Charleston	Georgia Southern	L	8	4
2003	Charleston	Georgia Southern	W (11)	6	5
2004	Charleston	College of Charleston	W	4	3
2004	Charleston	Elon	W	7	6
2004	Charleston	The Citadel	W	5	2
2004	Charleston	The Citadel	L	2	9
2004	Charleston	The Citadel	L	1	8
2005	Charleston	The Citadel	W	6	1
2005	Charleston	Georgia Southern	L	2	7
2005	Charleston	College of Charleston	L	4	11
2006	Charleston	Furman	W	14	1
2006	Charleston	College of Charleston	L	0	1
2006	Charleston	Georgia Southern	W	13	3
2006	Charleston	The Citadel	L	2	4
2007	Charleston	The Citadel	L	2	7
2007	Charleston	Georgia Southern	L	5	6



The 1987 Catamount baseball team (left) won Western Carolina's third consecutive SoCon Championship and won two games in the NCAA Mid-East Regional.

The 1988 WCU baseball team (right) made it four consecutive SoCon titles.



The 1989 Catamount baseball team (left) featured four All-Americans, though none of the five earned the honor that season, and won a fifth consecutive SoCon Championship for Western Carolina.

The Southern Conference Tournament was played at The Citadel's College Park from 1990-96 and has been played at Riley Park since 1997.

IN THE SOCON TOURNAMENT, WESTERN'S RECORD VS.

Appalachian State	9-1
The Citadel	7-7
College of Charleston	1-4
Davidson	3-1
East Tennessee State	5-2
Elon	1-0
Furman	5-2
Georgia Southern	7-6
Marshall	7-2
UNC Greensboro	0-3
VMI	10-2

WESTERN'S RECORD AT

Site	Record	Years	Titles
Asheville	8-0	3	3
Boone	4-1	1	1
Charleston	40-26	16	4
Cullowhee	4-2	2	1
Totals	56-29	22	9

2008 CATAMOUNT BASEBALL

II-TIME SOUTHERN CONFERENCE REGULAR SEASON CHAMPION ♦ 9-TIME SOUTHERN CONFERENCE TOURNAMENT CHAMPION

II NCAA APPEARANCES: 1985, 1986, 1987, 1988, 1989, 1992, 1993, 1994, 1997, 2003, 2007

WCU'S NCAA TOURNEY RESULTS

1985 NCAA EAST REGIONAL

Site: Columbia, S.C.

Opponent	W/L	WCU	OPP
Old Dominion	W	5	3
LaSalle	L	2	6
St. John's	W	9	6
South Carolina	L	3	14

1986 NCAA ATLANTIC REGIONAL

Site: Coral Gables, Fla.

Opponent	W/L	WCU	OPP
Miami (Fla.)	L	8	10
Georgia Tech	L (11)	7	8

1987 NCAA MID-EAST REGIONAL

Site: Starkville, Miss.

Opponent	W/L	WCU	OPP
Oklahoma State	L	3	6
Purdue	W	8	7
Mississippi State	W	8	1
Oklahoma State	L	6	9

1988 NCAA SOUTH REGIONAL

Site: Starkville, Miss.

Opponent	W/L	WCU	OPP
Mississippi State	L	4	7
Texas A&M	L	6	8

1989 NCAA SOUTH REGIONAL

Site: Starkville, Miss.

Opponent	W/L	WCU	OPP
Mississippi State	L	0	8
Indiana State	L	3	10

1992 NCAA SOUTH II REGIONAL

Site: Tallahassee, Fla.

Opponent	W/L	WCU	OPP
Florida State	W	1	0
Kent State	W	14	1
Stanford	W	5	0
Florida State	L	3	4
Florida State	L	3	18

(Runner-up in NCAA South II Regional)

1993 NCAA SOUTH REGIONAL

Site: Baton Rouge, La.

Opponent	W/L	WCU	OPP
Louisiana State	L	2	7
Miami (Fla.)	W	10	5
Kent State	L	5	8

1994 NCAA MIDEAST REGIONAL

Site: Knoxville, Tenn.

Opponent	W/L	WCU	OPP
Arizona State	L	6	8
Tennessee	L	4	6

1997 NCAA EAST REGIONAL

Site: Tallahassee, Fla.

Opponent	W/L	WCU	OPP
Auburn	L	3	11
Marist	W	8	3
South Florida	L	4	9

2003 NCAA WILSON REGIONAL

Site: Wilson, N.C.

Opponent	W/L	WCU	OPP
Va. Commonwealth	L	6	0
Lemoyne	W	9	5
Va. Commonwealth	W	2	0
N.C. State	L (14)	6	4

(Runner-up in NCAA Wilson Regional)

2007 NCAA CHAPEL HILL REGIONAL

Site: Chapel Hill, N.C.

Opponent	W/L	WCU	OPP
East Carolina	L	8	9
Jacksonville	W	7	0
East Carolina	W	9	5
North Carolina	L	5	6

(Runner-up in NCAA Chapel Hill Regional)



1992 SOUTHERN CONFERENCE REGULAR SEASON AND TOURNAMENT CHAMPIONS; NCAA SOUTH II REGIONAL RUNNER-UP



1993 SOUTHERN CONFERENCE TOURNAMENT CHAMPIONS



1994 SOUTHERN CONFERENCE REGULAR SEASON CHAMPIONS AND WESTERN'S FIRST NCAA AT-LARGE SELECTION



2003 SOUTHERN CONFERENCE REGULAR SEASON AND TOURNAMENT CHAMPIONS; NCAA WILSON REGIONAL RUNNER-UP

2008 CATAMOUNT BASEBALL

II-TIME SOUTHERN CONFERENCE REGULAR SEASON CHAMPION ♦ 9-TIME SOUTHERN CONFERENCE TOURNAMENT CHAMPION

II NCAA APPEARANCES: 1985, 1986, 1987, 1988, 1989, 1992, 1993, 1994, 1997, 2003, 2007

SOCON ANNUAL INDIVIDUAL HITTING LEADERS

BATTING AVERAGE

1977	Keith Ebersole	.423
1987	Clint Fairey	.405
1990	Grant Brittain	.444
1991	Kevin Bellomo	.435
1995	Jody Henson	.401
1996	Alex Tolbert	.424
1997	Jeremy Bruce	.401
1999	Charles Thomas	.406

HOME RUNS

1987	Clint Fairey	19
1988	Clint Fairey	25
1989	Clint Fairey	14
	Mark Poarch	14
1990	Grant Brittain	20
1991	Matt Raleigh	19
1992	Matt Raleigh	25
1994	Mike Tidick	15
1995	Alex Tolbert	20
1997	Alex Tolbert	19
1999	Steve Harris	26
2001	Donovan Minero	17
2002	Donovan Minero	15
2003	Alan Beck	18
2004	Jared Greenwood	21
2006	Steven Strausbaugh	17

RUNS BATTED IN

1977	Keith Ebersole	48
1986	Mike Carson	72
1987	Skip Nelloms	67
1988	Skip Nelloms	69
1991	Todd Raleigh	78
1992	Todd Raleigh	73
1993	Phillip Grundy	66
1994	Mike Tidick	58
1999	Chris Moore	84
2003	Alan Beck	71
2006	Steven Strausbaugh	64
2007	Kenny Smith	84

DOUBLES

1964	Bill Marovic	10
1978	Fred Brown	14
1980	Willie Carpenter	18
1985	Mike Carson	20
1987	Freddie Hailey	21
1990	Rodney Tesh	20
1991	Joey Cox	18
1992	Joey Cox	21
1993	Mike Tidick	20
1994	Roy Hurst	20
1996	Alex Tolbert	25
2003	Rod Goldston	26

TRIPLES

1984	Freddie Hailey	6
1985	Jim Eldredge	4
1986	Ron Huntington	4
1990	Todd Raleigh	4
1991	Matt Raleigh	5
1999	Tracy Biggs	7

SOCON ANNUAL INDIVIDUAL PITCHING LEADERS

WINS

1977	Jerry Reed	10
1985	Scott Gay	12
1986	Keith Smith	10
1990	Jack Kimel	10
1992	Jack Kimel	10
1993	Jason Beverlin	12
1994	Jason Beverlin	11
1997	Mark DiFelice	10
1998	Mark DiFelice	11

EARNED RUN AVERAGE

1988	Paul Menhart	3.55
2007	Drew Saberhagen	2.87

STRIKEOUTS

1984	Scott Gay	62
1985	Scott Gay	118
1989	Paul Menhart	64
1990	Paul Menhart	82
1993	Jason Beverlin	106
1994	Jason Beverlin	154

SOCON ANNUAL TEAM LEADERS

BATTING AVERAGE

1977	.322
1980	.324
1987	.314
1990	.314
1991	.330
1992	.320
1994	.295
1997	.351
1999	.328
2001	.311
2002	.334

TOTAL HOME RUNS

1977	37
1984	36
1988	112
1989	70
1990	65
1991	67
1992	87
1993	67
1997	100
1998	55
1999	82
2002	56
2003	58
2004	66

EARNED RUN AVERAGE

1988	4.29
1994	2.97
1998	4.03
2007	4.79

STRIKEOUTS

1984	219
1990	339
1991	375
1992	446
1993	396

FIELDING

1986	.952
1989	.961



BASEBALL PLAYERS IN THE WCU ATHLETICS HALL OF FAME

- Sam Ardrey - (1937-40) ... Inducted in 1997
- Dave Bristol - (1983-85)...Inducted in 2007
- Willie Carpenter - (1976-80) ... Inducted in 1994
- Clint Fairey - (1986-89) ... Inducted in 1998
- Scott Gay - (1983-85)...Inducted in 2006
- Jerry Gaines - (1970-75) ... Inducted in 1991
- Odell Griffin - (1939-40) ... Inducted in 1992
- Phillip Grundy - (1991-93) ... Inducted in 2005
- Jim Gudger - (1940-69) ... Inducted in 1990
- Freddie Hailey - (1984-87) ... Inducted in 1999
- Bill Haywood - (1969-81) ... Inducted in 1996
- Charles "Babe" Howell - (1950-53) ... Inducted in 1998
- Keith LeClair - (Player-1985-88/Coach-1992-97) ... Inducted in 2002
- Jack Leggett - (1983-91) ... Inducted in 2001
- Ken Morgan - (1960-63) ... Inducted in 1998
- Harris Pryor - (1956-59) ... Inducted in 1994
- Matt Raleigh - (1989-92). Inducted in 2004
- Jerry Reed - (1974-77) ... Inducted in 1994
- Tommy "Bromo" Selzer - (1948-52) ... Inducted in 1995
- Danny Tharpe - (1960-64) ... Inducted in 1991
- Wayne Tolleson - (1974-78) ... Inducted in 1990

WCU ATHLETICS HALL OF FAME PATRON AWARD RECIPIENTS WITH BASEBALL TIES:

- E.J. Whitmire ... Inducted in 1993
- Jimmy Childress ... Inducted in 1999
- Larry Stanberry ... Inducted in 2004

2008 CATAMOUNT BASEBALL

II-TIME SOUTHERN CONFERENCE REGULAR SEASON CHAMPION ♦ 9-TIME SOUTHERN CONFERENCE TOURNAMENT CHAMPION

II NCAA APPEARANCES: 1985, 1986, 1987, 1988, 1989, 1992, 1993, 1994, 1997, 2003, 2007

CATAMOUNT COACHES

(Records prior to 1951 are incomplete – First year of baseball at WCU was 1928.)

Coach	Years	Seasons	Overall	SoCon
Jim Gudger	11	1951-60, 1963	140-83	--
Charles Seeger	2	1961-62	20-21	--
Ron Blackburn	5	1964-68	78-65	--
Bill Haywood	13	1969-81	215-161-2	48-23
David Wright	1	1982	28-12	12-4
Jack Leggett	9	1983-91	302-226	103-39
Keith LeClair	6	1992-97	229-135-2	99-38
Rodney Hennon	2	1998-99	81-38	38-16
Todd Raleigh	7	2000-07	257-209	132-101
Bobby Moranda	1	2008-pres.	--	--
TOTALS	57		1,350-950-4	432-221

WESTERN CAROLINA'S SOCON TITLES

*1981 Regular Season Champions
 1984 South Division Champions
 1985 Tournament Champions
 1986 South Division Champions
 1986 Tournament Champions
 1987 South Division Champions
 1987 Tournament Champions
 1988 South Division Champions
 1988 Tournament Champions
 1989 Regular Season Champions
 1989 Tournament Champions
 1992 Regular Season Champions
 1992 Tournament Champions
 1993 Tournament Champions
 1994 Regular Season Champions
 1997 Regular Season Champions
 1997 Tournament Champions
 2003 Regular Season Champions
 2003 Tournament Champions
 2007 Regular Season Champions*

SOCON CHAMPIONSHIPS WON


(Current Members)

Team	Season	Tourney	Total
WESTERN CAROLINA	11	9	20
The Citadel	12	7	19
Georgia Southern	5	3	8
Furman	4	2	6
Appalachian State	5	1	6
College of Charleston	2	1	3
UNC Greensboro	1	0	1
Davidson	1	0	1
Elon	1	0	1
Wofford	0	1	1



Jim Gudger (above)

Western's head coach from 1951-60; '63; winning 140 games. Gudger was also WCU's head basketball coach and is the program's winningest coach with 311 victories.



Bill Haywood

The 1981 SoCon Coach of the Year held the reigns of the WCU baseball program longer than any other coach, lasting 13 seasons (1969-81). He won 215 games while coaching WCU greats like Keith Ebersole, Jerry Gaines, Wayne Tolleson, Rick Adair, Don Bright and Jerry Reed.

Keith LeClair (right #23)

An outstanding player for WCU from 1985-88, he took over as the Cats' head coach in 1992 after Jack Leggett left to coach Clemson. LeClair won 229 games in six seasons at WCU with three SoCon Coach of the Year honors, six SoCon titles to his credit and four NCAA tournament berths.



Former WCU head coaches

Todd Raleigh (left) and **Jack Leggett**

Raleigh, the 2002 and 2007 SoCon Coach of the Year, played at Western from 1988-91 and played for Jack Leggett, who won 302 games from 1983-91 at Western, won a total of 10 SoCon titles, was named SoCon Coach of the Year in 1987 and took the Catamounts to five NCAA tournaments.

2008 CATAMOUNT BASEBALL

II-TIME SOUTHERN CONFERENCE REGULAR SEASON CHAMPION ♦ 9-TIME SOUTHERN CONFERENCE TOURNAMENT CHAMPION

II NCAA APPEARANCES: 1985, 1986, 1987, 1988, 1989, 1992, 1993, 1994, 1997, 2003, 2007

NOTE: the Western Carolina Baseball Files only date back to 1969.

Any additional information may be forwarded to the WCU Athletics Department for inclusion

1969 – 11-15 overall

Coach: Bill Haywood, 1st season (11-15)

at Erskine %	L	0	9
at Armstrong State	W	7	0
Guilford	W	6	2
at Elon	W	3	1
at Elon	W	4	2
Salem	L	5	7
Salem	L	5	14
Appalachian State	L	3	4
Appalachian State	L	1	3
Mars Hill	W	10	4
at Catawba	L	6	8
at Catawba	W	4	2
Pfeiffer	L	5	7
Pfeiffer	W	11	8
at Newberry	W	13	2
Lenoir-Rhyne	W	5	4
Lenoir-Rhyne	W	7	0
at Mars Hill	L	2	7
Erskine	L	4	12
Atlantic Christian	L	2	6
Atlantic Christian	L	4	6
at High Point	L	2	5
at High Point	L	0	20
at Newberry	W	2	0
vs. High Point *	L	1	5
vs. Catawba *	L	1	2

%-Forfeit game by Western

*- Carolinas Conference Tournament

1970 – 9-12 overall

Coach: Bill Haywood, 2nd season (20-27)

at Armstrong State	W	5	4
at Armstrong State	L	5	7
vs. Lehigh	W	6	3
at Georgia Southern	L	2	3
at Georgia Southern	L	3	5
at Valdosta State	L	5	7
Furman	L	2	3
South Carolina State	W	9	3
Appalachian State	W	10	9
Gardner-Webb	L	4	5
Emory & Henry	W	10	8
at Mars Hill	W	10	0
at Wofford	W	7	6
at Wofford	L	8	10
at Georgia	L	3	5
at Emory & Henry	W	16	2
Erskine	L	6	8
at South Carolina State	L	2	3
Erskine	L	5	8
Mars Hill	W	9	1
at Appalachian State	L	6	7

1971 – 20-11 overall

Coach: Bill Haywood, 3rd season (40-38)

at South Carolina	L	2	4
at South Carolina	L	3	6
Allen	W	4	2
at Furman	W	4	2
at The Citadel	W	5	4
at Augusta	L	3	4
South Carolina State	W	3	0
Wofford	W	7	2
Wofford	W	5	0
Appalachian State	L	3	4
Salem	W	16	1
Salem	W	10	3
Furman	L	1	2
at Erskine	L	2	9
Maryville	W	10	6
VMI	W	4	3
at Georgia Southern	L	1	2

at Georgia Southern	W	6	1
at Wake Forest	W	5	4
Allen	W	9	0
Mars Hill	W	1	0
Mars Hill	W	16	2
at South Carolina State	W	5	4
at Georgia Tech	L	2	4
Erskine	W	8	4
at Georgia	W	11	7
at Appalachian State	L	1	6
vs. South Carolina State %	W	3	2
vs. Appalachian State %	L	5	6
vs. South Carolina State %	W	11	1
vs. Appalachian State %	L	1	4

%-NAIA District 6 Tournament

1972 – 15-15 overall

Coach: Bill Haywood, 4th season (55-53)

at South Carolina	L	0	1
Toledo	L	1	4
Toledo	L	3	4
West Virginia State	W	14	1
West Virginia State	W	7	6
West Virginia State	W	9	5
at Armstrong State	L	1	6
at Georgia Southern	L	1	4
at Georgia Southern	W	7	5
at Georgia	L	2	4
at Wofford	W	15	0
Appalachian State	W	10	3
at South Carolina	L	1	5
at Erskine	L	0	4
Voorhees	W	5	4
Wofford	W	20	11
at Appalachian State	W	3	2
South Carolina State	L	0	3
Furman	L	5	6
at South Carolina State	W	9	4
at Voorhees	W	9	5
at Mars Hill	W	10	0
at Mars Hill	L	3	5
Erskine	L	2	5
vs. Newberry %	W	4	1
vs. Erskine %	W	6	2
vs. Newberry %	W	4	1
at Georgia	L	2	7
vs. Morris Harvey #	L	3	4
vs. Pembroke State #	L	0	4

%-NAIA District 6 Playoffs

#-NAIA Area VII Playoffs

1973 – 11-9 overall

Coach: Bill Haywood, 5th season (66-62)

at Wake Forest	W	2	0
at North Carolina (12)	W	5	1
Salem	L	2	13
Salem	RAINOUT		
at Lehigh	L	0	14
at Georgia Southern	L	5	8
Georgia Southern	RAINOUT		
Toledo	L	0	1
Toledo	L	5	9
Yale	L	1	5
Yale	RAINOUT		
West Virginia State	RAINOUT		
West Virginia State	RAINOUT		
South Carolina State	W	9	2
at South Carolina	L	2	10
at Erskine	W	6	1
Mars Hill	RAINOUT		
Mars Hill	RAINOUT		
at Wofford	W	8	0
at Georgia Tech (10)	L	3	5
at Furman	W	4	3
Wofford	W	7	3

at Appalachian State	W	5	1
Erskine	W	8	7
Appalachian State	W	9	4
Furman	L	4	13
at South Carolina	W	3	0

1974 – 11-14 overall

Coach: Bill Haywood, 6th season (77-76)

3/13 at Clemson (10)	W	4	3
at Erskine	L	2	3
3/18 at Baptist College	L	2	5
3/19 at The Citadel	L	1	4
3/20 at South Carolina State	W	11	8
3/23 at Duke	W	3	2
3/23 at Duke	W	2	1
3/24 at North Carolina	L	2	4
3/26 Western Maryland	W	6	0
3/26 Western Maryland (11)	L	7	8
3/28 Salem (10)	W	6	5
at Georgia Southern	L	2	10
3/30 at Georgia Southern	L	0	14
at Georgia Southern	L	0	13
4/11 at South Carolina	L	1	8
4/16 East Tennessee State	W	7	1
4/17 Mars Hill	W	12	0
4/25 at South Carolina	L	6	7
4/27 at Georgia Tech	W	10	5
4/28 at Georgia Tech	L	6	10
4/30 Appalachian State	L	3	8
5/2 Erskine	W	8	0
5/6 Virginia Tech	L	5	8
5/7 at Mars Hill	W	4	3
5/8 Appalachian State	L	2	8

1975 – 15-8-1 overall

Coach: Bill Haywood, 7th season (92-84-1)

3/8 at Duke	W	3	0
3/8 at Duke	L	2	3
3/20 at Pembroke	W	6	3
3/23 at North Carolina	L	0	4
3/25 Salem	W	12	1
3/26 Salem	W	11	3
3/28 West Virginia State	W	10	1
3/30 Slippery Rock	W	9	8
3/30 Slippery Rock	W	1	0
4/1 at Clemson	L	0	8
at Georgia Southern	L	0	5
at Georgia Southern	L	8	11
4/9 at Erskine	W	4	2
4/10 East Tennessee State	W	9	3
4/18 Erskine	W	7	0
4/22 at Georgia	L	0	5
4/24 at East Tennessee State	W	19	7
4/26 at Georgia Tech	W	7	5
4/28 at Appalachian State	L	8	9
4/30 at Furman	W	13	7
5/3 Georgia	W	6	5
Virginia Tech	W	7	4
Virginia Tech	L	5	6
#1 South Carolina (6)	T	8	8

13 Rainouts

East Carolina (2); UNC Wilmington (2); North Carolina (1); George Mason (1); West Virginia State (1); Clemson (1); Appalachian State (2); Furman (1); Virginia Tech (2)

1976 – 16-15 overall

Coach: Bill Haywood, 8th season (108-99-1)

3/7 George Mason	W	7	4
3/14 at UNC Wilmington	L	3	4
3/14 at UNC Wilmington	W	2	1
3/15 at East Carolina	L	1	5
3/17 at Carolina	L	1	4
3/18 Slippery Rock	W	12	7
3/19 Slippery Rock	W	6	3
3/20 Fairfield	W	7	4

2008 CATAMOUNT BASEBALL

II-TIME SOUTHERN CONFERENCE REGULAR SEASON CHAMPION ♦ 9-TIME SOUTHERN CONFERENCE TOURNAMENT CHAMPION

II NCAA APPEARANCES: 1985, 1986, 1987, 1988, 1989, 1992, 1993, 1994, 1997, 2003, 2007

3/22 Salem	L	4	5
3/23 Salem	W	5	4
3/28 WEST VIRGINIA STATE	W	12	0
3/38 West Virginia State	W	3	1
3/29 Furman	W	12	2
4/4 Georgia	L	3	7
4/5 at Georgia	L	1	10
4/7 at Wake Forest	L	0	5
4/9 Wofford	W	13	4
4/10 at Georgia Tech	L	0	14
4/11 at Georgia Tech	L	0	9
4/13 Baptist	L	8	19
4/14 Baptist	W	13	3
4/15 at Furman	L	2	7
4/19 UNC Wilmington	W	7	1
UNC Wilmington	W	13	0
4/25 at Appalachian State	W	6	5
4/27 East Tennessee State	L	5	6
4/27 East Tennessee State	W	20	5
Mars Hill	L	6	8
5/6 vs. Appalachian State (10)	W	4	3

BOLD-Indicates No Hitter by Jerry Reed

Game vs. App State on 5/6 was played in Asheville

1977 – 27-5 overall, 14-2 SoCon

Coach: Bill Haywood, 9th season (135-104-1, 14-2)

3/3 Slippery Rock	W	4	3
3/10 at UNC Wilmington	W	4	3
3/12 at Pembroke State	W	13	4
3/13 at Pembroke State	L	7	8
3/14 at North Carolina	L	1	3
at North Carolina	W	3	2
George Mason	W	13	7
George Mason	L	12	14
Salem College	W	15	6
West Virginia State	W	4	0
West Virginia State	W	28	3
3/26 at Davidson *	W	9	5
3/26 at Davidson *	W	11	4
3/31 East Tennessee State	W	12	9
4/7 The Citadel *	L	2	1
The Citadel *	W	13	10
Furman *	W	7	6
Furman *	W	12	4
at Old Dominion	W	13	7
at William and Mary *	W	7	2
at William and Mary *	W	4	1
East Carolina *	W	8	4
East Carolina *	L	4	1
Appalachian State *	W	4	3
4/23 at Marshall *	W	1	0
4/23 at Marshall *	W	3	2
4/25 at VMI *	W	20	13
4/25 at VMI *	W	18	9
4/27 at Appalachian State *	W	4	3
4/28 Georgia	W	22	15
4/29 Erskine	W	4	3
4/30 at Georgia Tech	W	14	5

* - Southern Conference Game

1978 – 20-13-1 overall, 8-5 SoCon

Coach: Bill Haywood, 10th season (155-117-2, 22-7)

FIRST SEASON AT CHILDRESS FIELD

3/11 at Carson-Newman	L	12	19
3/11 at Carson-Newman	W	9	0
3/15 George Mason	W	13	14
3/16 George Mason	T	16	16
3/18 at Furman	L	10	11
3/21 SALEM	W	18	2
3/22 Salem	W	6	0
3/23 West Virginia State	W	28	2
3/23 West Virginia State	W	5	3
3/24 Southern Illinois-Edwardsville	W	6	0
3/28 at South Carolina	L	9	12
3/29 at Francis Marion	L	1	2
3/30 at Pembroke State	W	11	3
3/31 at UNC Wilmington	L	1	3
4/1 at UNC Wilmington	L	6	7

4/3 at Clemson	L	3	12
4/4 at Georgia	L	5	14
4/6 at Gardner-Webb	W	9	6
4/8 Marshall *	L	3	6
4/8 Marshall *	L	3	6
4/10 VMI*	W	9	0
4/10 VMI*	W	13	4
4/12 at Erskine	W	11	2
4/15 at The Citadel *	W	5	2
4/15 at The Citadel *	L	0	5
4/17 at East Tennessee State	L	4	12
4/19 vs. South Carolina (in Asheville)	W	13	6
4/22 at Chattanooga *	L	2	3
4/22 at Chattanooga *	W	11	3
4/24 at Appalachian State *	W	12	10
4/27 Gardner-Webb	W	27	6
4/17 Appalachian State *	W	9	5
4/18 Davidson *	W	7	1
4/18 Davidson *	W	6	0

* - Southern Conference Game

BOLD-First Game Played at Childress Field

1979 – 13-15 overall, 6-7 SoCon

Coach: Bill Haywood, 11th season (168-132-2, 28-14)

3/3 at Georgia Tech	W	3	1
3/8 at Clemson	L	3	8
3/12 at South Carolina	L	2	6
3/13 at Francis Marion	L	7	17
3/14 at Campbell	L	3	7
3/15 at Campbell	W	12	5
3/16 at UNC Wilmington	W	7	4
3/17 at UNC Wilmington	L	0	5
3/20 Salem	W	9	7
3/21 Salem	W	15	2
3/22 Lenoir Rhyne	W	8	4
3/26 THE CITADEL *	W	3	0
3/26 The Citadel *	L	6	7
3/27 Erskine	L	9	10
3/31 at Furman *	W	4	1
4/1 Clemson	L	3	13
4/4 Appalachian State *	L	7	11
4/7 Chattanooga *	W	7	6
4/7 Chattanooga *	L	6	10
4/9 at Carson-Newman	W	15	10
4/9 at Carson-Newman	L	4	5
4/10 Furman *	W	4	3
4/17 Davidson *	W	4	0
4/17 Davidson *	L	2	7
4/19 at East Tennessee State *	L	0	1
4/21 at Marshall *	L	1	3
4/21 at Marshall *	L	2	15
4/23 at VMI *	W	7	3
4/23 at VMI *	W	9	1

BOLD-Indicates No Hitter by Rick Adair

* - Southern Conference Game

1980 – 22-15 overall, 8-5 SoCon

Coach: Bill Haywood, 12th season (190-147-2, 36-19)

2/28 at Clemson	L	2	10
3/8 at UNC Charlotte (8)	W	5	3
3/9 at UNC Charlotte	L	5	8
3/10 at North Carolina	L	1	12
3/11 at North Carolina	L	1	5
3/12 at Campbell	W	4	2
3/14 at Francis Marion	W	14	10
3/15 at South Carolina	L	2	12
3/18 Salem	W	11	2
3/19 Salem	W	4	1
3/21 Ohio State	L	2	10
3/23 West Virginia State	W	21	5
3/25 at Furman *	W	6	4
3/27 at Georgia State	L	3	7
3/29 Davidson *	W	8	5
3/29 Davidson *	W	10	2
3/31 Carson-Newman	W	11	9
4/1 East Tennessee State *	L	2	6
4/2 Appalachian State *	L	4	9
4/3 UNC Wilmington	W	7	5

4/4 UNC Wilmington	W	19	8
4/5 Campbell	W	12	5
4/5 Campbell (9)	W	4	3
4/8 Furman *	W	7	5
4/10 Clemson	L	8	14
4/16 at Lenoir Rhyne	W	6	1
4/16 at Lenoir Rhyne	W	11	8
4/19 Marshall *	W	4	3
4/19 Marshall *	L	1	4
4/20 South Carolina	L	9	13
4/22 VMI *	W	4	3
4/23 VMI *	W	13	7
4/26 at The Citadel (8)	W	5	4
4/26 at The Citadel	L	6	7
East Tennessee State	L	6	8
4/29 at Erskine	W	10	5
5/3 Georgia State	L	2	3

* - Southern Conference Game

1981 – 25-14 overall, 12-4 SoCon

Coach: Bill Haywood, 13th season (215-161-2, 48-23)

3/1 at Georgia	W	9	6
3/6 at Clemson (10)	L	6	7
3/7 at Georgia Tech	W	5	4
3/8 at Georgia Tech	W	8	2
3/11 Slippery Rock	W	18	5
3/14 at High Point	W	14	5
3/15 at High Point	L	6	9
3/16 at Pembroke	L	1	7
3/17 at Pembroke	W	6	4
3/18 vs. West Liberty (at UNCW)	W	7	5
3/18 at UNC Wilmington	L	6	7
3/18 at UNC Wilmington	L	2	3
3/20 at Campbell	L	6	7
3/21 at Campbell	W	9	8
3/23 Furman *	W	7	4
3/23 Furman *	W	10	8
3/25 Ohio State	W	12	11
3/26 Ohio State	L	16	32
3/28 at Davidson *	W	1	0
3/28 at Davidson *	W	9	6
4/1 East Tennessee State *	W	11	10
4/1 East Tennessee State *	L	5	7
4/3 at Wofford (10)	W	9	6
4/4 at Carson-Newman	L	6	7
4/6 The Citadel *	L	7	8
4/6 The Citadel *	L	0	5
4/11 at Marshall *	L	0	1
4/11 at Marshall *	W	9	2
4/13 at VMI *	W	6	3
4/13 at VMI *	W	15	3
4/16 at Appalachian State *	W	2	1
4/16 at Appalachian State *	W	2	0
4/20 Chattanooga *	W	4	1
4/20 Chattanooga *	W	8	4
4/25 Campbell	W	10	5
4/25 Campbell	W	12	7
4/27 Erskine	W	11	7
East Tennessee State ^	L	4	9
Marshall ^	L	3	5

* - Southern Conference Game

^ - Southern Conference Tournament

1982 – 28-12 overall, 12-4 SoCon

Coach: David Wright, 1st season (28-12, 12-4)

at Georgia	L	7	10
3/8 at Clemson	L	0	5
3/9 UNC Wilmington	L	3	4
UNC Wilmington	W	6	4
3/14 at Francis Marion	L	6	9
at Francis Marion	W	10	8
at Campbell	L	2	3
at Campbell	L	1	11
3/22 at Erskine	W	14	6
3/23 Ohio State	L	7	8
Ohio State	W	13	4
3/27 at Carson-Newman	W	17	13
3/28 Marshall *	W	6	5

2008 CATAMOUNT BASEBALL

II-TIME SOUTHERN CONFERENCE REGULAR SEASON CHAMPION ♦ 9-TIME SOUTHERN CONFERENCE TOURNAMENT CHAMPION

II NCAA APPEARANCES: 1985, 1986, 1987, 1988, 1989, 1992, 1993, 1994, 1997, 2003, 2007

3/29	Marshall *	W	3	0
	Clemson	W	10	3
4/4	High Point	W	12	4
4/5	High Point	W	14	12
4/5	APPALACHIAN STATE *	W	2	0
4/7	Appalachian State *	W	6	5
4/14	Carson-Newman	W	16	8
	at The Citadel *	L	0	4
	at The Citadel *	W	3	1
	at East Tennessee State *	L	2	16
4/18	at East Tennessee State *	W	2	1
4/19	VMI *	W	18	4
4/19	VMI *	W	7	2
4/20	at Furman *	W	7	4
4/21	at Furman *	W	9	2
4/23	Georgia	W	14	13
4/24	Campbell	W	6	3
	Campbell	W	14	2
4/27	Wofford	L	8	9
4/29	Wofford	W	16	0
	at Chattanooga *	L	1	7
	at Chattanooga *	L	8	9
4/30	UNC Charlotte	W	9	5
4/30	UNC Charlotte	W	10	6
5/1	Davidson *	W	5	1
5/1	Davidson *	W	17	13
	Georgia State	W	26	8

BOLD-Indicates No Hitter by Jeff Mashburn

**- Southern Conference Game*

1983 – 25-20 overall; 9-5 SoCon

Coach: Jack Leggett, 1st season (25-20, 9-5)

2/25	at Georgia Tech	L	5	14
2/26	at Georgia Tech	L	9	16
2/27	at Georgia	L	1	19
3/4	at Wake Forest	L	8	9
3/5	South Carolina	L	2	4
3/6	South Carolina	W	6	5
3/8	Tennessee	W	13	12
3/11	Austin Peay	W	16	15
3/11	Austin Peay	L	2	3
3/12	Austin Peay	W	14	7
3/14	at Campbell	L	8	13
3/15	at Campbell	W	9	3
3/16	at High Point	W	11	4
3/18	Ohio	W	14	6
3/18	Ohio (8)	W	3	2
3/19	Ohio	W	7	3
3/20	Ohio State	L	3	4
3/20	Ohio State	W	9	8
3/21	Ohio State	W	9	8
3/22	Ohio State	L	4	24
3/26	Eastern Kentucky (8)	W	9	8
3/27	Eastern Kentucky	W	10	9
3/30	Georgia	L	8	14
4/1	at South Carolina	L	2	11
4/4	Campbell	W	1	3
4/4	Campbell	W	8	5
4/5	at Clemson	L	3	8
4/9	Furman *	W	7	2
4/9	Furman *	W	4	3
4/11	at Appalachian State (12)	W	9	6
4/11	AT APPALACHIAN STATE	W	4	0
4/15	at Eastern Kentucky	L	5	8
4/16	at Marshall *	L	8	9
4/16	at Marshall *	L	3	5
4/18	at VMI *	W	4	1
4/18	at VMI *	L	3	4
4/22	at Wofford	L	11	16
4/26	East Tennessee State *	W	5	3
4/26	East Tennessee State *	L	8	12
4/27	at Tennessee	L	4	21
4/29	Clemson	W	13	7
4/30	at Davidson *	W	10	4
4/30	at Davidson *	W	16	10
	The Citadel *	L	7	8
	The Citadel *	W	2	1

BOLD-Indicates No Hitter by Greg Moore

**- Southern Conference Game*

1984 – 37-20 overall; 13-3 SoCon South

Coach: Jack Leggett, 2nd season (62-40, 22-8)

	at Florida International	L	2	7
	at Florida International	W	7	0
	at Florida International	L	0	7
	at Florida International	W	4	1
	at Wake Forest	W	9	8
	at North Carolina State	W	7	6
	at North Carolina State	L	4	14
	at North Carolina State	L	2	16
	at North Carolina State	W	5	3
	at Georgia	W	11	4
	Slippery Rock State	W	9	0
	Slippery Rock State	W	6	5
	Eastern Kentucky	L	3	4
	Eastern Kentucky	W	3	2
	Tennessee	L	4	7
	at East Tennessee State	W	7	3
	at East Tennessee State	W	5	2
	at High Point	W	9	1
	at High Point	W	4	2
	at High Point	W	16	3
	at Campbell	L	1	9
	at Campbell	L	2	3
	at Furman *	W	10	8
	at Furman *	W	12	2
	at Furman *	W	11	1
	The Citadel *	W	2	1
	The Citadel *	W	7	4
	The Citadel *	W	8	3
	East Tennessee State	L	0	10
	East Tennessee State	W	6	4
	at Davidson *	W	16	2
	at Davidson *	W	7	4
	at Davidson *	W	19	7
	at Carson-Newman	W	13	5
	at Clemson	L	3	5
	Furman *	L	5	6
	Furman *	W	6	1
	Furman *	W	3	2
	at Tennessee	L	5	13
	Campbell	L	1	6
	Campbell	W	6	5
	Clemson	W	9	2
	at The Citadel *	W	5	3
	at The Citadel *	L	3	4
	Wofford	W	5	4
	Wofford	W	8	5
	at South Carolina	W	8	6
	Davidson *	W	3	2
	Davidson *	L	3	5
	at Wofford	W	8	7
	at Wofford	L	8	9
	Carson-Newman	L	10	11
4/27	VMI ^	W	10	5
4/28	Appalachian State ^	L	5	9
4/29	The Citadel ^	L	0	8
	Florida International	L	9	19

**- Southern Conference South Division Game*

^ - Southern Conference Tournament (Cullowhee, NC)

1985 – 37-35 overall; 11-16 SoCon South

Coach: Jack Leggett, 3rd season (99-75, 33-24)

2/14	at Georgia Southern	L	0	5
2/15	at Georgia Southern	L	7	11
2/16	at Georgia Southern	W	10	9
2/17	at Georgia Southern	L	3	4
2/22	at UNC Charlotte (12)	W	3	1
2/22	at UNC Charlotte	L	4	6
2/23	at North Carolina State	W	4	2
2/23	at North Carolina State	W	5	3
2/24	at North Carolina State	L	3	13
2/24	at North Carolina State	L	0	5
2/27	at Georgia	L	11	12
3/2	Eastern Kentucky	W	7	6
3/2	Eastern Kentucky	W	10	6
3/3	Eastern Kentucky	L	3	9
3/3	Eastern Kentucky	L	0	2

3/5	South Carolina	W	7	5
3/6	Tennessee	W	4	3
3/8	UNC Asheville	L	6	7
3/9	at Elon	L	2	7
3/9	at Elon	L	1	2
3/10	at High Point	W	7	1
3/10	at High Point	L	1	2
3/11	at High Point	L	7	8
3/12	at Campbell	L	4	12
3/13	at Campbell	L	4	7
3/13	at Campbell	L	5	8
3/14	at Campbell	W	27	14
3/16	Furman *	W	5	3
3/16	Furman *	W	8	1
3/17	Furman *	L	9	10
3/19	at UNC Asheville	W	17	6
3/19	at UNC Asheville	W	23	0
3/20	Appalachian State	L	6	12
3/20	Appalachian State	W	7	5
3/22	at South Carolina	L	7	14
3/23	at The Citadel *	W	7	3
3/23	at The Citadel *	L	1	8
3/24	at The Citadel *	W	9	8
3/26	Campbell	W	12	5
3/26	Campbell	L	2	6
3/28	at Wofford	W	9	5
3/30	Davidson *	W	11	10
3/30	Davidson *	L	4	6
4/2	East Tennessee State	L	8	9
4/5	at Furman *	W	9	7
4/5	at Furman *	W	4	2
4/6	at Furman *	W	12	6
4/10	at Tennessee	L	3	15
4/11	UNC Asheville	W	13	3
4/13	The Citadel *	W	5	3
4/13	The Citadel *	W	9	8
4/14	The Citadel *	W	10	3
4/17	Wofford	W	11	0
4/17	Wofford	W	11	0
4/18	at Carson-Newman	W	15	13
4/20	at Davidson *	L	2	3
4/20	at Davidson *	L	9	10
4/21	at Davidson *	L	1	4
4/23	Clemson	L	2	9
4/24	Carson-Newman	W	16	13
4/26	Appalachian State ^	W	3	2
	Marshall ^	L	2	5
	Davidson ^	W	13	2
	Marshall ^	W	12	6
	Marshall ^	W	13	12
	at North Carolina	L	0	11
	at North Carolina	L	0	9
	at North Carolina	L	4	7
5/23	vs. Old Dominion #	W	5	3
5/24	vs. La Salle #	L	12	13
5/25	vs. St. John's #	W	9	6
5/25	vs. South Carolina #	L	14	3

**- Southern Conference South Division Game*

^ - Southern Conference Tournament (Boone, NC)

- NCAA East Regional Tournament (Columbia, SC)

1986 – 33-28 overall; 12-5 SoCon South

Coach: Jack Leggett, 4th season (132-103, 45-29)

2/13	at Georgia Southern	L	6	11
2/14	at Georgia Southern	W	4	3
2/15	at Georgia Southern	W	8	7
2/16	at Georgia Southern	W	6	5
2/21	at UNC Charlotte	L	5	7
	at North Carolina State	L	5	7
	at North Carolina State	L	1	3
	at North Carolina State	W	1	0
	at North Carolina State	L	4	13
2/26	at Georgia	L	7	10
3/1	Eastern Kentucky	L	4	6
3/1	Eastern Kentucky	W	9	7
3/2	Eastern Kentucky	W	5	3
3/2	Eastern Kentucky	W	12	5
3/5	UNC Asheville	W	10	8
3/7	High Point	W	24	2

2008 CATAMOUNT BASEBALL

II-TIME SOUTHERN CONFERENCE REGULAR SEASON CHAMPION ♦ 9-TIME SOUTHERN CONFERENCE TOURNAMENT CHAMPION

II NCAA APPEARANCES: 1985, 1986, 1987, 1988, 1989, 1992, 1993, 1994, 1997, 2003, 2007

3/8	High Point	W	8	1
3/8	High Point	L	7	9
3/9	at Elon	L	0	5
3/10	at Campbell	W	9	1
3/11	at Campbell	W	11	8
3/11	at Campbell	L	4	7
3/12	at Campbell	W	4	2
3/14	at Furman *	W	11	7
3/15	at Furman *	W	10	3
3/18	at Appalachian State *	L	2	5
3/18	at Appalachian State *	L	2	8
3/22	The Citadel *	W	10	5
3/22	The Citadel *	L	6	7
3/23	The Citadel *	W	15	5
3/24	USC Spartanburg	L	15	18
3/27	Illinois	L	14	15
3/28	at Davidson *	L	2	16
3/28	at Davidson *	L	3	7
3/29	at Davidson *	L	5	13
3/31	at South Carolina	L	5	16
4/1	at UNC Asheville	W	17	13
4/2	at Carson-Newman	L	15	19
4/4	Clemson	L	0	8
4/5	Furman *	W	2	1
4/5	Furman *	W	7	1
4/6	Furman *	W	15	4
4/8	at Georgia Tech	W	4	3
4/9	at Georgia Tech	L	11	13
4/11	at USC Spartanburg	W	18	3
4/12	at The Citadel *	W	8	6
4/12	at The Citadel *	W	5	0
4/13	at The Citadel *	W	12	4
4/15	Campbell	L	11	13
4/15	Campbell	L	7	16
4/17	at Clemson	L	7	13
4/19	Davidson *	L	0	10
4/19	Davidson *	W	8	7
4/20	Davidson *	W	8	5
4/22	UNC Asheville	W	24	14
4/23	Carson-Newman	W	9	7
4/25	East Tennessee State ^	W	11	2
4/26	Appalachian State ^	W	18	17
4/26	Appalachian State ^	W	11	8
5/23	at Miami #	L	8	10
5/24	vs. Georgia Tech #	L	7	8

* - Southern Conference Game

^ - Southern Conference Tournament (Cullowhee, NC)

- NCAA Atlantic Regional Tournament (Coral Gables, FL)

1987 - 36-20 overall; 13-3 SoCon South

Coach: Jack Leggett, 5th season (168-123, 58-32)

2/7	at Florida	L	7	9
2/7	at Florida	W	12	3
2/8	at Florida	L	12	13
2/12	at Georgia Southern	L	5	6
2/12	at Georgia Southern	W	14	12
2/14	at Georgia Southern	L	0	10
2/15	at Georgia Southern	W	8	7
2/21	at UNC Charlotte	L	0	5
2/21	at UNC Charlotte	L	2	3
2/25	at Clemson	L	1	8
3/3	Campbell	W	9	7
3/3	Campbell	W	5	3
3/6	at High Point	W	12	7
3/7	at High Point	W	6	2
3/7	at High Point	L	2	13
3/8	at High Point	W	10	3
3/9	at Campbell	W	7	4
3/10	at Campbell	L	8	11
3/11	at Campbell	L	2	7
3/12	Eastern Kentucky	W	8	4
3/12	Eastern Kentucky	W	17	2
3/14	Furman *	L	2	6
3/14	Furman *	W	6	4
3/15	Furman *	W	5	2
3/17	Appalachian State *	W	9	4
3/17	Appalachian State *	L	0	7
3/21	at The Citadel *	W	11	2
3/21	at The Citadel (10) *	W	3	1

3/22	at The Citadel *	W	18	4
3/24	UNC Asheville	W	17	10
3/25	Elon	W	5	2
3/26	at USC Spartanburg	L	5	8
3/28	Davidson *	L	1	14
3/28	Davidson *	W	5	2
3/29	Davidson *	W	10	4
4/1	at Carson Newman	L	3	8
4/4	at Furman *	L	7	10
4/4	at Furman *	W	10	1
4/7	at Georgia	L	8	11
4/8	at Georgia	W	11	9
4/11	The Citadel *	W	7	6
4/11	The Citadel *	W	5	4
4/12	The Citadel *	W	14	5
4/14	at East Tennessee State *	W	10	8
4/15	East Tennessee State *	L	5	6
4/17	at Davidson *	W	14	10
4/17	at Davidson *	W	8	2
4/20	USC Spartanburg	W	9	6
4/22	Carson-Newman	W	11	4
4/24	vs. VMI ^	W	16	4
4/25	vs. Appalachian State ^	W	8	7
4/26	vs. VMI ^	W	9	4
5/21	vs. Oklahoma State #	L	3	6
5/22	vs. Purdue #	W	8	7
5/23	at Mississippi State #	W	8	1
5/24	vs. Oklahoma State #	L	6	9

* - Southern Conference Game

^ - Southern Conference Tournament (Asheville, NC)

- NCAA Mid-East Regional Tournament (Starkville, MS)

1988 - 38-24 overall; 14-3 SoCon South

Coach: Jack Leggett, 6th season (206-147, 72-35)

2/6	at Florida	W	3	1
2/6	at Florida	L	6	9
2/7	at Florida	L	2	7
2/12	at Auburn	L	0	3
2/13	at Auburn	L	3	7
2/14	at Auburn	W	4	1
2/14	at Auburn	L	0	1
2/20	at North Carolina State	L	1	7
2/20	at North Carolina State	W	12	6
2/21	at North Carolina State	L	4	6
2/21	at North Carolina State	L	0	12
2/27	Eastern Kentucky	W	11	1
2/27	Eastern Kentucky	L	3	7
2/28	Eastern Kentucky	W	12	0
2/28	Eastern Kentucky	W	14	2
3/1	at Clemson	L	4	8
3/2	Campbell	W	15	5
3/3	Campbell	L	2	6
3/4	at High Point	W	8	6
3/5	at High Point	W	15	9
3/6	at High Point	W	16	3
3/7	at Campbell	W	7	2
3/8	at Campbell	L	1	9
3/9	at Campbell	L	9	10
3/11	Liberty	W	11	10
3/12	Liberty	W	13	2
3/12	Liberty	W	7	4
3/19	at Furman *	W	8	5
3/19	at Furman *	W	9	0
3/22	at USC Spartanburg	W	11	10
3/23	at Appalachian State *	L	2	3
3/23	at Appalachian State *	W	9	2
3/24	South Carolina	L	6	7
3/26	The Citadel *	W	8	2
3/26	The Citadel *	L	2	9
3/27	The Citadel *	W	15	10
3/29	at Georgia	L	2	3
3/30	at Georgia	L	2	6
4/1	at Davidson *	L	7	11
4/1	at Davidson *	W	7	3
4/2	at Davidson *	W	12	8
4/4	at Clemson	L	11	20
4/7	USC Spartanburg	W	10	4
4/9	Furman *	W	6	4
4/9	Furman *	W	4	2

4/10	Furman *	W	6	5
4/14	Clemson	L	4	12
4/16	at The Citadel *	W	9	8
4/16	at The Citadel *	L	2	4
4/17	at The Citadel *	W	5	4
4/19	UNC Asheville	W	11	1
4/20	East Tennessee State *	W	10	5
4/23	Davidson *	W	9	2
4/23	Davidson *	W	8	3
4/24	Davidson *	W	16	11
4/26	at Carson-Newman	W	17	10
4/27	Piedmont	W	14	7
4/29	vs. Appalachian State ^	W	18	8
4/30	vs. The Citadel ^	W	6	4
5/1	vs. The Citadel ^	W	22	6
5/26	at Mississippi State #	L	4	7
5/27	vs. Texas A&M #	L	6	8

* - Southern Conference Game

^ - Southern Conference Tournament (Asheville, NC)

- NCAA South Regional Tournament (Starkville, MS)

1989 - 23-31 overall; 10-5 SoCon

Coach: Jack Leggett, 7th season (229-178, 82-40)

2/4	at Florida	L	3	5
2/4	at Florida	L	9	14
2/5	at Florida	L	1	18
2/10	at Auburn	L	2	15
2/11	at Auburn	W	3	2
2/11	at Auburn	L	3	8
2/12	at Auburn	L	2	15
2/25	at Georgia	L	0	1
2/25	at Georgia	W	8	5
2/26	at South Carolina	L	2	13
2/26	at South Carolina	L	0	17
2/28	at Clemson	L	8	9
3/1	Carson-Newman	L	1	3
3/1	Carson-Newman	W	8	1
3/10	UNC Asheville	W	12	6
3/11	at Furman *	L	2	3
3/11	at Furman *	W	4	3
3/12	at Furman *	W	10	0
3/14	at Clemson	L	6	7
3/16	USC Spartanburg	W	15	10
3/18	The Citadel *	W	11	10
3/19	The Citadel *	W	10	6
3/19	The Citadel *	L	1	5
3/24	at East Tennessee State *	L	3	5
3/25	at East Tennessee State *	W	16	4
3/25	at East Tennessee State *	W	10	0
3/28	at USC Spartanburg	W	15	12
3/29	at UNC Asheville (13)	L	4	5
4/1	VMI *	L	3	10
4/1	VMI *	W	7	4
4/2	VMI *	W	3	2
4/5	at Georgia	L	2	10
4/5	at Georgia	L	5	10
4/6	Clemson	L	2	14
4/10	at Clemson	L	4	12
4/11	at Tennessee	L	5	6
4/13	Campbell	L	0	4
4/13	Campbell	W	4	1
4/15	Middle Tennessee State	W	7	4
4/15	Middle Tennessee State	L	2	3
4/16	Middle Tennessee State	L	3	13
4/18	at Carson-Newman	W	10	4
4/19	UNC Asheville	W	15	6
4/20	Piedmont	L	12	13
4/22	Appalachian State *	W	11	10
4/22	Appalachian State *	L	5	16
4/23	Appalachian State *	W	5	3
4/25	Carson-Newman	W	15	0
5/2	Appalachian State ^	W	7	2
5/2	Marshall ^	W	4	2
5/20	at Auburn	L	6	16
5/20	at Auburn	L	3	5
5/25	Mississippi State #	L	0	8
5/26	Indiana State #	L	3	10

* - Southern Conference Game

^ - Southern Conference Tournament (Asheville, NC)

- NCAA South Regional Tournament (Starkville, MS)

2008 CATAMOUNT BASEBALL

II-TIME SOUTHERN CONFERENCE REGULAR SEASON CHAMPION ♦ 9-TIME SOUTHERN CONFERENCE TOURNAMENT CHAMPION

II NCAA APPEARANCES: 1985, 1986, 1987, 1988, 1989, 1992, 1993, 1994, 1997, 2003, 2007

1990 – 37-25 overall; 10-7 SoCon

Coach: Jack Leggett, 8th season (266-203, 92-47)

2/3 at Florida	W	2	1
2/3 at Florida	L	2	18
2/4 at Florida	L	1	13
2/10 at Auburn	W	9	3
2/10 at Auburn	W	4	2
2/11 at Auburn	L	6	9
2/11 at Auburn (8)	W	13	9
2/18 Western Kentucky (10)	W	4	3
2/18 Western Kentucky	W	5	4
2/24 at North Carolina State	L	1	5
2/24 at North Carolina State	W	16	9
2/25 at North Carolina State	L	1	2
2/25 at North Carolina State	L	2	22
2/27 at Georgia	L	6	14
2/28 at Clemson	L	2	14
3/3 Eastern Kentucky	L	6	9
3/3 Eastern Kentucky	W	25	7
3/4 Eastern Kentucky (8)	L	7	8
3/4 Eastern Kentucky	W	10	3
3/5 at Davidson	W	6	4
3/6 at Davidson	W	22	1
3/7 at East Carolina	L	2	7
3/8 at East Carolina	L	0	12
3/10 at The Citadel *	L	3	6
3/10 at The Citadel *	L	3	7
3/11 at The Citadel *	L	3	10
3/14 Winthrop	W	6	5
3/15 Providence	L	5	7
3/17 East Tennessee State *	W	12	1
3/18 East Tennessee State *	W	5	0
3/18 East Tennessee State *	W	11	4
3/20 Piedmont	W	15	8
3/21 UNC Asheville	W	13	5
3/23 at Virginia Tech	L	8	9
3/25 at VMI *	W	8	5
3/25 at VMI *	W	4	0
3/27 Virginia Tech	W	18	6
3/31 Marshall *	W	10	7
3/31 Marshall *	L	5	6
4/1 Marshall *	W	17	13
4/3 at Carson-Newman	W	8	6
4/4 Milligan	W	12	5
4/5 Wofford	W	3	1
4/7 Newberry	W	5	4
4/7 Newberry	W	17	2
4/8 Newberry	W	8	3
4/10 Milligan	W	18	0
4/13 at Appalachian State *	L	2	11
4/13 at Appalachian State *	W	6	1
4/14 at Appalachian State *	L	0	3
4/17 at Georgia	L	11	12
4/18 at Georgia	L	3	15
4/20 Carson-Newman	W	13	2
4/21 Furman *	L	6	7
4/21 Furman *	W	5	2
4/22 Furman *	W	15	3
4/24 Piedmont	W	8	3
4/26 East Tennessee State ^	W	6	1
4/27 Marshall ^	L	1	3
4/28 Appalachian State ^	W	5	4
4/28 Marshall ^	W	11	3
4/29 The Citadel ^	L	5	9

* - Southern Conference Game

^ - Southern Conference Tournament (Charleston, SC)

1991 – 36-26 overall; 11-3 SoCon

Coach: Jack Leggett, 9th season (302-229, 103-50)

2/8 at Auburn	L	16	17
2/9 at Auburn	L	2	9
2/9 at Auburn	W	4	3
2/10 at Auburn	L	6	13
2/17 at North Carolina State	L	3	8
2/17 at North Carolina State	L	8	10
2/18 at North Carolina State (10)	L	5	6
2/23 Radford	W	10	2
2/24 Radford	W	6	5

2/24 Radford	W	12	3
2/26 at Winthrop	W	5	3
3/1 Winthrop	W	13	4
3/2 East Carolina	L	6	8
3/4 at High Point	W	10	1
3/5 at High Point	W	17	6
3/6 at Virginia Tech	L	1	11
3/7 at Virginia Tech	L	10	15
3/8 at Radford	L	7	11
3/9 at East Tennessee State *	W	5	1
3/9 at East Tennessee State *	W	8	4
3/10 at East Tennessee State * (10)	W	4	3
3/12 at Georgia Tech	W	10	5
3/13 at Georgia Tech	W	7	5
3/16 VMI *	W	14	2
3/16 VMI *	W	20	1
3/17 VMI *	W	21	0
3/19 Tennessee Tech	W	17	6
3/20 Tennessee Tech	W	14	2
3/23 at Marshall *	W	7	3
3/23 at Marshall *	W	17	0
3/26 Augusta	W	7	6
3/27 Augusta	L	6	8
3/30 North Carolina State	L	0	3
3/30 North Carolina State	L	2	6
3/31 Clemson	W	9	7
4/3 at Clemson	L	3	13
4/6 Appalachian State *	L	3	4
4/6 Appalachian State *	W	4	1
4/7 Appalachian State *	W	15	9
4/11 UNC Asheville	W	6	0
4/11 UNC Asheville	W	11	0
4/15 at Milligan	W	9	1
4/15 at Milligan	W	7	5
4/16 at UNC Asheville	W	14	7
4/17 USC Aiken	L	3	18
4/18 USC Aiken	L	3	7
4/18 USC Aiken	L	7	8
4/20 The Citadel *	W	10	4
4/20 The Citadel *	L	6	8
4/21 The Citadel *	L	5	9
4/23 Piedmont	W	10	6
4/25 VMI ^	W	18	2
4/26 East Tennessee State ^	L	4	7
4/27 The Citadel ^	W	7	4
4/28 East Tennessee State ^	W	9	4
4/28 Appalachian State ^	W	4	0
4/28 Furman ^	L	9	11
5/10 at Maine	L	4	6
5/11 at Maine	L	1	3
5/11 at Maine	W	14	7
5/12 at Maine	L	11	14
5/13 at Maine	L	13	14

* - Southern Conference Game

^ - Southern Conference Tournament (Charleston SC)

1992 – 44-21-1 overall; 17-4 SoCon

Coach: Keith LeClair, 1st season (44-21-1, 17-4)

2/13 at South Carolina	L	2	3
2/14 at USC Aiken	L	3	6
2/15 at USC Aiken (11)	W	11	8
2/19 at Clemson	L	0	6
2/21 at North Carolina State	L	3	5
2/22 at North Carolina State	L	2	5
2/23 at North Carolina State	L	4	7
2/29 Wright State	L	3	2
2/29 Wright State	W	6	4
3/1 Wright State	W	12	7
3/2 at Davidson	L	7	11
3/3 at Virginia Tech	L	2	14
3/4 at Virginia Tech (11)	T	5	5
3/5 at Radford	W	16	5
3/7 at VMI *	W	7	4
3/8 at VMI *	W	8	3
3/8 at VMI *	L	5	6
3/10 at Georgia Tech	L	10	11
3/11 at Georgia (14)	W	13	11
3/13 Davidson	W	13	3
3/14 Marshall *	W	6	4

3/14 Marshall *	W	3	1
3/15 Marshall *	W	29	1
3/17 Virginia Tech	L	1	10
3/20 at Tennessee Tech	W	5	2
3/20 at Tennessee Tech	W	7	3
3/22 Georgia Southern *	W	3	0
3/23 Georgia Southern *	W	3	1
3/23 Georgia Southern *	W	18	6
3/26 Georgia	W	8	4
3/28 at Appalachian State *	W	4	1
3/28 at Appalachian State *	W	10	6
3/29 at Appalachian State *	W	8	2
3/31 at UNC Asheville	L	17	19
4/1 Tennessee Tech	W	13	7
4/2 UNC Greensboro	W	18	7
4/3 Winthrop	W	14	5
4/4 Furman *	W	14	7
4/4 Furman *	W	8	3
4/5 Furman *	L	7	8
4/7 UNC Asheville	W	14	13
4/8 Davidson	W	15	5
4/10 at Winthrop	W	9	5
4/11 at The Citadel *	L	1	2
4/11 at The Citadel *	L	0	1
4/12 at The Citadel *	W	8	7
4/14 USC Aiken	L	6	10
4/15 USC Aiken	L	0	7
4/16 Presbyterian	W	16	5
4/17 East Tennessee State *	W	5	3
4/17 East Tennessee State *	W	3	0
4/18 East Tennessee State *	W	6	3
4/21 Piedmont	W	8	7
4/23 vs. VMI ^	W	3	2
4/24 at The Citadel ^	W	2	1
4/25 vs. Georgia Southern ^	W	17	10
4/16 vs. Georgia Southern ^	L	12	14
4/26 vs. Georgia Southern ^	W	4	3
5/9 at Northwestern	W	5	2
5/10 at Northwestern	W	10	4
5/11 at Northwestern	W	9	3
5/21 at Florida State #	W	1	0
5/22 vs. Kent #	W	14	1
5/23 vs. Stanford #	W	5	0
5/24 at Florida State #	L	3	4
5/24 at Florida State #	L	3	18

* - Southern Conference Game

^ - Southern Conference Tournament (Charleston SC)

- NCAA South II Regional Tournament (Tallahassee, FL)

1993 – 34-28 overall; 15-6 SoCon

Coach: Keith LeClair, 2nd season (78-49-1, 32-10)

2/13 UNC Charlotte	L	9	11
2/14 UNC Charlotte	W	10	6
2/17 Winthrop	W	16	5
2/20 Wright State	L	1	3
2/20 Wright State	W	8	4
2/24 at UNC Asheville	L	5	10
2/27 at The Citadel *	W	12	2
2/27 at The Citadel (9) *	W	8	7
2/28 at The Citadel *	L	5	7
3/1 at Jacksonville	L	0	9
3/2 at Jacksonville	L	1	18
3/3 at Stetson	L	2	4
3/4 at Stetson	L	0	4
3/6 Davidson *	W	9	7
3/7 Davidson *	W	10	5
3/7 Davidson *	W	10	5
3/9 at Georgia	L	4	5
3/10 at Georgia	L	9	11
3/20 Furman *	W	23	7
3/20 Furman *	W	9	2
3/21 Furman *	W	13	6
3/22 at #1/2 Georgia Tech	L	1	4
3/23 at #1/2 Georgia Tech	W	4	3
3/15 UNC Asheville	W	11	4
3/27 at Georgia Southern *	W	1	0
3/27 at Georgia Southern *	W	6	1
3/18 at Georgia Southern *	L	0	2
4/1 UNC Asheville	W	10	7

2008 CATAMOUNT BASEBALL

II-TIME SOUTHERN CONFERENCE REGULAR SEASON CHAMPION ♦ 9-TIME SOUTHERN CONFERENCE TOURNAMENT CHAMPION

II NCAA APPEARANCES: 1985, 1986, 1987, 1988, 1989, 1992, 1993, 1994, 1997, 2003, 2007

4/2	Virginia Tech	L	8	12
4/3	Marshall *	L	3	6
4/3	Marshall *	W	15	3
4/4	Marshall *	W	13	4
4/6	at Tennessee	L	4	9
4/8	Presbyterian	W	3	1
4/9	at VirginiaTech	L	5	8
4/10	at VMI *	L	3	4
4/10	at VMI *	L	1	7
4/11	at VMI *	W	13	1
4/13	Clemson	L	2	12
4/15	at Clemson	L	1	8
4/16	at UNC Greensboro	L	7	8
4/17	at UNC Greensboro	W	11	2
4/18	at UNC Greensboro	W	8	6
4/20	USC Aiken	W	7	5
4/21	USC Aiken	L	10	13
4/22	at Winthrop	W	9	3
4/24	at Appalachian State *	L	3	7
4/24	at Appalachian State * (8)	W	13	5
4/15	at Appalachian State *	W	8	5
4/27	Lincoln Memorial	W	14	7
4/29	vs. Marshall ^	W	7	6
4/30	at The Citadel ^	W	6	3
5/1	vs. VMI ^	L	4	8
5/2	vs. Georgia Southern (10) ^	W	6	5
5/2	vs. VMI ^	W	12	5
5/2	vs. VMI ^	W	5	1
5/10	vs. Grand Canyon	W	10	8
5/11	vs. Grand Canyon	L	22	25
5/12	at Brigham Young	L	5	12
5/27	at #3 Louisiana State #	L	2	7
5/28	vs. Miami #	W	10	5
5/29	vs. Kent #	L	5	8

* - Southern Conference Games

^ - Southern Conference Tournament (Charleston SC)

- NCAA South Regional Tournament (Baton Rouge, LA)

1994 - 45-18 overall; 19-4 SoCon

Coach: Keith LeClair, 3rd season 123-67-1, 51-14)

2/12	at Clemson	L	1	3
2/12	at Clemson	L	1	4
2/13	at Clemson (13)	L	5	6
2/19	Wright State	W	4	3
2/19	Wright State	W	2	1
2/20	Wright State	W	9	0
2/24	UNC Asheville	W	18	1
2/26	The Citadel *	W	7	1
2/26	The Citadel *	W	3	2
2/27	The Citadel *	W	3	2
3/1	at Winthrop (8)	W	9	5
3/3	at UNC Charlotte	W	14	5
3/4	at UNC Charlotte	W	7	3
3/5	at Davidson *	L	7	8
3/5	at Davidson *	W	7	4
3/6	at Davidson *	W	9	7
3/8	at Georgia	W	10	1
3/9	UNC Wilmington	W	7	2
3/12	at East Tennessee State *	W	10	8
3/12	at East Tennessee State *	W	2	1
3/13	at East Tennessee State *	W	13	6
3/15	at South Carolina	W	9	2
3/16	at Winthrop	L	4	6
3/19	at Furman *	W	6	5
3/19	at Furman *	W	5	3
3/20	at Furman *	W	7	0
3/22	at Tennessee Tech	W	6	4
3/23	at Tennessee Tech	L	5	6
3/24	Charleston Southern	W	10	2
3/26	Georgia Southern *	W	5	2
3/26	Georgia Southern *	W	10	2
3/30	Tennessee	L	0	1
4/2	at Marshall *	W	7	4
4/2	at Marshall (8) *	W	5	4
4/3	at Marshall *	W	8	5
4/5	USC Aiken	W	9	4
4/7	Eastern Kentucky	W	13	4
4/7	Eastern Kentucky	W	5	2
4/9	VMI *	W	9	3

4/9	VMI *	W	5	1
4/10	VMI *	L	1	3
4/12	Winthrop (10)	W	4	3
4/13	Lincoln Memorial	W	7	5
4/16	South Florida	W	9	2
4/16	South Florida	W	5	4
4/17	South Florida	L	4	7
4/19	Tennessee Tech	W	7	0
4/20	Tennessee Tech	W	10	6
4/23	Appalachian State *	W	6	2
4/23	Appalachian State *	L	2	13
4/24	Appalachian State *	L	4	6
4/26	Greensboro College	W	6	5
4/28	vs. Davidson ^	L	1	2
4/29	vs. East Tennessee State ^	W	4	0
4/30	vs. Marshall ^	W	8	2
5/1	vs. VMI ^	W	7	1
5/1	at The Citadel ^	L	2	4
5/13	at Miami	L	2	7
5/14	at Miami	L	2	8
5/15	at Miami	L	4	5
5/27	vs. Arizona State # (completed 5/28)	L	6	8
5/28	at Tennessee #	L	4	6

* - Southern Conference Game

^ - Southern Conference Tournament (Charleston SC)

- NCAA Mid-East Regional Tournament (Knoxville, TN)

1995 - 32-24 overall; 13-11 SoCon

Coach: Keith LeClair, 4th season (155-91-1, 64-25)

2/10	at South Florida	L	0	9
2/11	at South Florida	W	6	1
2/12	at South Florida	W	11	6
2/18	Wright State	L	3	6
2/18	Wright State	L	1	8
2/19	Wright State	W	7	4
2/22	at Georgia	W	10	9
2/25	Davidson *	W	7	0
2/25	Davidson *	W	5	2
2/26	Davidson *	W	16	4
3/1	UNC Asheville	W	10	5
3/4	East Tennessee State *	L	5	8
3/4	East Tennessee State *	L	4	10
3/5	East Tennessee State *	W	5	4
3/7	at Georgia Tech	L	0	6
3/8	at Georgia Tech	W	13	7
3/11	Furman *	W	10	9
3/11	Furman *	L	3	4
3/12	Furman *	W	12	8
3/14	#4 Clemson	L	2	5
3/15	Old Dominion	L	3	27
3/16	Old Dominion	L	6	15
3/18	at Georgia Southern *	L	2	9
3/18	at Georgia Southern *	W	6	2
3/19	at Georgia Southern *	L	2	9
3/21	at UNC Asheville	W	15	0
3/22	Lenoir-Rhyne	W	13	11
3/25	Marshall *	L	9	10
3/25	Marshall *	W	3	1
3/26	Marshall *	W	20	6
3/29	at #4 Clemson	L	4	5
3/31	at Virginia Tech	W	7	6
4/1	at VMI *	W	1	0
4/1	at VMI *	L	1	2
4/2	at VMI *	W	7	2
4/4	Virginia Tech	W	10	9
4/5	Virginia Tech	W	8	2
4/8	Troy State	W	11	7
4/9	Troy State	W	6	3
4/12	at #9 Tennessee	W	3	1
4/14	at Appalachian State *	L	4	6
4/14	at Appalachian State *	W	8	7
4/15	at Appalachian State *	W	17	10
4/18	Charleston Southern	L	4	7
4/19	Charleston Southern	W	5	1
4/22	at The Citadel *	L	2	4
4/22	at The Citadel *	L	3	11
4/23	at The Citadel *	L	4	8
4/25	Montreat	W	9	5
4/27	vs. Appalachian State ^	W	9	6

4/28	vs. Georgia Southern ^	L	4	10
4/29	vs. Marshall ^	W	10	3
4/29	vs. East Tennessee State ^	L	1	6
5/7	at Troy State	W	7	0
5/8	at Troy State	L	4	5
5/13	at Old Dominion	L	5	7

* - Southern Conference Game

^ - Southern Conference Tournament (Charleston SC)

1996 - 32-24-1 overall; 17-7 SoCon

Coach: Keith LeClair, 5th season (187-115-2, 81-32)

2/2	at Central Florida (12)	L	4	5
2/3	at Central Florida	L	8	11
2/4	at Central Florida	L	2	12
2/9	vs. #23 North Carolina State #	L	4	10
2/10	vs. UNC Greensboro #	L	3	6
2/11	vs. Old Dominion #	L	4	9
2/17	Wright State	W	4	3
2/18	Wright State	W	15	1
2/18	Wright State	L	6	8
2/20	at Georgia	L	0	3
2/21	at Georgia	W	7	5
2/24	at East Tennessee State *	W	5	1
2/24	at East Tennessee State *	L	1	5
2/25	at East Tennessee State *	W	7	4
2/27	at Charleston Southern	L	3	6
2/28	at Charleston Southern	T	5	5
3/2	at Furman *	W	12	6
3/2	at Furman *	L	2	12
3/3	at Furman *	W	11	6
3/5	at Clemson	L	2	4
3/9	Georgia Southern *	L	10	17
3/9	Georgia Southern *	W	3	2
3/10	Georgia Southern *	W	9	8
3/12	at Eastern Kentucky	W	4	3
3/13	at Eastern Kentucky	W	11	8
3/14	at Morehead State	W	9	7
3/16	at Marshall *	W	10	6
3/16	at Marshall *	W	4	3
3/17	at Marshall *	W	7	1
3/22	Milligan	W	12	7
3/23	VMI *	W	8	6
3/23	VMI *	W	3	1
3/24	VMI *	W	13	5
3/26	Kent	L	4	9
3/27	at UNC Asheville	W	19	5
3/28	#7 Clemson	L	3	13
3/30	Wofford	L	7	14
3/30	Wofford	W	13	0
4/2	at Winthrop	W	9	3
4/3	Wofford	W	8	0
4/4	UNC Asheville	L	10	18
4/6	Appalachian State *	L	12	15
4/6	Appalachian State *	L	6	20
4/7	Appalachian State *	W	8	5
4/9	at Clemson	L	4	10
4/10	Winthrop *	W	6	5
4/13	The Citadel *	L	1	6
4/13	The Citadel *	W	5	2
4/14	The Citadel *	L	1	2
4/16	Eastern Kentucky	W	14	10
4/17	Eastern Kentucky	W	12	11
4/20	at Davidson *	W	9	6
4/21	at Davidson (8) *	W	7	5
4/21	at Davidson *	W	11	6
4/23	Montreat	W	19	5
4/25	vs. VMI ^	L	3	7
4/26	vs. Furman ^	L	4	7

* - Southern Conference Game

- CITGO Southern Challenge(Charleston SC)

^ - Southern Conference Tournament (Charleston SC)

1997 - 41-20; 18-6 SoCon

Coach: Keith LeClair, 6th season (228-135-2, 99-38)

2/1	at Jacksonville State (8)	W	7	6
2/1	at Jacksonville State	L	1	10
2/2	at Jacksonville State	W	10	9
2/7	vs. Old Dominion %	L	10	16
2/8	vs. Virginia Commonwealth %	W	11	6

2008 CATAMOUNT BASEBALL

II-TIME SOUTHERN CONFERENCE REGULAR SEASON CHAMPION ♦ 9-TIME SOUTHERN CONFERENCE TOURNAMENT CHAMPION

II NCAA APPEARANCES: 1985, 1986, 1987, 1988, 1989, 1992, 1993, 1994, 1997, 2003, 2007

2/9	vs. East Carolina %	L	4	5
2/15	Wright State	W	9	8
2/15	Wright State	W	15	1
2/16	Wright State	W	6	5
2/18	at #19 Georgia	L	6	9
2/19	at #19 Georgia	W	3	1
2/22	Furman *	W	10	6
2/22	Furman *	W	12	3
2/23	Furman *	W	10	4
3/1	at Georgia Southern *	L	13	15
3/1	at Georgia Southern *	W	7	6
3/2	at Georgia Southern *	W	18	6
3/5	Old Dominion (12)	L	8	10
3/8	Marshall *	W	15	4
3/8	Marshall *	W	10	2
3/9	Marshall *	L	3	4
3/10	Marshall *	W	20	10
3/11	at #4 Georgia Tech	W	13	7
3/12	at #4 Georgia Tech	L	0	14
3/15	at VMI *	L	9	17
3/15	at VMI *	L	5	6
3/16	at VMI *	W	13	6
3/19	at South Carolina	L	12	30
3/20	UNC Asheville	W	13	6
3/22	Miami (Ohio)	W	12	6
3/22	Miami (Ohio)	W	3	0
3/23	Miami (Ohio)	W	11	8
3/25	# 10 Clemson	W	9	4
3/26	at #10 Clemson	L	9	14
3/29	at Appalachian State *	W	18	4
3/29	at Appalachian State *	W	26	6
3/30	at Appalachian State *	W	8	2
4/1	at Tennessee	L	8	10
4/2	UNC Asheville	W	14	3
4/5	at The Citadel *	W	5	4
4/5	at The Citadel *	W	5	2
4/6	at The Citadel *	L	5	6
4/8	Morehead State	L	3	9
4/9	Morehead State	W	13	5
4/12	Davidson *	W	11	1
4/12	Davidson *	W	9	4
4/13	Davidson *	L	9	11
4/16	at UNC Asheville (11)	W	4	3
4/19	East Tennessee State *	W	9	8
4/19	East Tennessee State *	W	11	10
4/20	East Tennessee State *	W	8	6
4/24	vs. VMI ^	W	4	3
4/25	vs. Furman ^	W	7	1
4/26	vs. The Citadel ^	W	10	3
4/27	vs. Furman (10) ^	W	10	9
5/9	at Old Dominion	L	7	11
5/10	Old Dominion	W	11	10
5/10	at Old Dominion	W	6	3
5/11	at Old Dominion	L	7	8
5/22	vs. #7 Auburn \$	L	3	11
5/23	vs. Marist \$	W	8	3
5/24	vs. South Florida \$	L	4	9

* - Southern Conference Game

% - Colonial-SoCon Challenge (Charleston, SC)

^ - Southern Conference Tournament (Charleston, SC)

\$ - NCAA East Regional (Tallahassee, FL)

1998 - 45-15 overall; 20-6 SoCon

Coach: Rodney Hennon, 1st season (45-15, 20-6)

2/7	at Stetson	W	7	6
2/7	at Stetson	W	8	1
2/8	at Stetson (12)	W	11	9
2/13	vs. South Carolina %	L	5	11
2/14	vs. Richmond %	W	15	2
2/15	vs. Tennessee %	L	6	9
2/18	at South Carolina	L	0	3
2/21	Wright State	L	5	6
2/21	Wright State	W	7	3
2/22	Wright State	W	10	3
2/28	St. Bonaventure	W	17	1
2/28	St. Bonaventure	W	5	4
3/3	at Charleston Southern	W	16	9
3/4	at Charleston Southern	W	8	2
3/4	at Charleston Southern	W	4	1

3/9	William & Mary	W	15	5
3/10	William & Mary	W	10	7
3/14	at Georgia Southern *	W	10	6
3/14	at Georgia Southern *	W	12	2
3/15	at Georgia Southern *	L	3	4
3/17	at #5 Clemson	L	1	5
3/19	#5 Clemson	W	10	7
3/21	at Davidson *	W	11	6
3/22	at Davidson *	W	12	2
3/22	at Davidson *	W	9	7
3/24	at Georgia	L	5	8
3/35	at UNC Asheville	W	5	3
3/28	VMI *	W	25	1
3/28	VMI *	W	8	7
3/29	VMI *	W	11	4
4/1	Furman *	W	7	1
4/1	Furman *	W	6	5
4/2	Furman *	W	6	4
4/4	at UNC Greensboro *	W	10	9
4/4	at UNC Greensboro (8) *	L	0	1
4/5	at UNC Greensboro *	L	0	5
4/8	at Kentucky	W	6	5
4/11	Wofford *	W	11	3
4/11	Wofford *	L	3	4
4/12	Wofford *	W	6	3
4/14	Charleston Southern	W	12	4
4/15	Charleston Southern	W	14	0
4/16	at East Tennessee State *	W	9	8
4/18	The Citadel *	W	9	6
4/18	The Citadel *	L	7	10
4/21	at UNC Asheville	L	6	9
4/22	at East Tennessee State *	W	10	9
4/22	at East Tennessee State *	L	4	10
4/25	at Appalachian State *	W	15	7
4/25	at Appalachian State *	W	9	8
4/26	at Appalachian State *	W	14	3
4/28	UNC Asheville	W	9	7
4/30	vs. Georgia Southern ^	W	6	5
5/1	at The Citadel ^	L	0	5
5/2	vs. Wofford ^	W	9	4
5/2	vs. Furman ^	W	2	1
5/3	vs. UNC Greensboro ^	L	2	4
5/9	at UNC Wilmington (11)	W	5	4
5/9	at UNC Wilmington	W	7	4
5/10	at UNC Wilmington (11)	W	10	9

* - Southern Conference Game

% - Franklin Life Shootout (Charleston, SC)

^ - Southern Conference Tournament (Charleston, SC)

1999 - 36-23 overall; 18-10 SoCon

Coach: Rodney Hennon, 2nd season (81-38, 38-16)

2/12	at Coastal Carolina	W	5	2
2/13	at Coastal Carolina	L	3	5
2/14	at Coastal Carolina	L	9	11
2/20	Wright State (13)	W	5	4
2/20	Wright State (7)	W	8	5
2/21	Wright State (10)	W	11	8
2/23	at Georgia	L	0	6
2/24	at Georgia	L	11	15
2/27	North Carolina A&T	W	9	8
2/28	North Carolina A&T (5)	W	20	0
2/28	North Carolina A&T	W	13	2
3/6	at Wofford *	W	12	9
3/7	at Wofford (7) *	W	5	4
3/7	at Wofford (10) *	W	14	10
3/10	High Point	W	15	8
3/10	High Point	W	10	4
3/13	UNC Greensboro *	W	5	4
3/16	at #19 North Carolina State	L	2	7
3/17	at #19 North Carolina State	L	1	11
3/20	St. John's (10)	W	8	7
3/20	St. John's (7)	W	4	1
3/21	St. John's	L	11	13
3/23	at #10 Georgia Tech	L	0	2
3/27	Davidson *	W	9	3
3/38	Davidson (7) *	L	8	11
3/28	Davidson *	W	15	7
3/31	at High Point	T	8	8
4/2	at The Citadel *	L	1	4

4/3	at The Citadel (7) *	L	1	4
4/3	at The Citadel *	L	1	5
4/6	Clemson (10)	W	9	8
4/7	at Clemson	L	11	16
4/10	East Tennessee State (7) *	W	18	3
4/10	East Tennessee State (10) *	W	11	10
4/11	East Tennessee State *	L	9	12
4/14	at UNC Asheville	W	10	7
4/17	Appalachian State *	W	11	4
4/17	Appalachian State (7) *	L	5	6
4/18	Appalachian State *	W	5	4
4/20	at UNC Asheville	W	9	6
4/24	at VMI (7) *	W	18	5
4/24	at VMI (7) *	W	10	4
4/25	at VMI *	W	7	4
4/27	UNC Asheville	L	8	14
5/1	at Furman (10) *	W	12	11
5/1	at Furman (7) *	W	13	3
5/2	at Furman *	W	10	9
5/4	at #23 Clemson (10)	L	10	11
5/8	at College of Charleston *	L	7	8
5/8	at College of Charleston (7) *	L	1	2
5/9	at College of Charleston *	W	15	6
5/15	Georgia Southern (11) *	L	10	12
5/15	Georgia Southern (7) *	L	10	11
5/16	Georgia Southern *	W	12	11
5/19	Georgia Southern ^	L	5	8
5/20	vs. VMI ^	W	8	4
5/21	vs. East Tennessee State ^	W	7	5
5/21	vs. Furman ^	W	11	4
5/22	vs. College of Charleston ^	W	3	2
5/22	at The Citadel ^	L	3	6

* - Southern Conference Game

^ - Southern Conference Tournament (Charleston, SC)

2000 - 15-38 overall; 8-22 SoCon

Coach: Todd Raleigh, 1st season (15-38, 8-22)

2/1	at Tennessee	L	0	6
2/2	at Tennessee	L	1	12
2/11	at Central Florida	L	2	7
2/12	at Central Florida	L	0	21
2/13	at Central Florida	L	7	13
2/19	Wright State	W	13	11
2/19	Wright State (7)	W	13	11
2/20	Wright State	W	16	4
2/24	Georgia	L	3	23
2/26	VMI *	L	3	8
2/26	VMI *	W	11	7
2/27	VMI *	L	6	7
2/29	UNC Asheville	L	1	9
3/3	at UNC Greensboro *	L	1	6
3/4	at UNC Greensboro *	L	0	6
3/5	at UNC Greensboro *	L	7	10
3/7	at #2 North Carolina	L	8	11
3/8	at #2 North Carolina	L	1	4
3/10	The Citadel *	L	6	8
3/12	The Citadel *	W	10	5
3/12	The Citadel (7) *	L	5	7
3/15	UNC Asheville (10)	L	3	4
3/18	at Appalachian State *	L	2	5
3/18	at Appalachian State (10) *	W	12	6
3/19	at Appalachian State *	L	12	13
3/25	Furman *	L	13	24
3/25	Furman *	L	5	8
3/26	Furman *	L	9	13
3/28	Georgia State	L	8	21
3/29	Georgia State	W	5	4
4/1	Wofford *	W	5	3
4/1	Wofford *	W	9	4
4/2	Wofford *	W	12	8
4/4	at #8 Clemson	L	7	11
4/7	College of Charleston *	L	1	4
4/8	College of Charleston *	L	5	10
4/9	College of Charleston *	W	15	6
4/14	at East Tennessee State *	L	6	12
4/15	at East Tennessee State *	L	2	3
4/16	at East Tennessee State *	L	4	5
4/18	at Tennessee (10)	L	4	5
4/22	Elon	L	4	10

2008 CATAMOUNT BASEBALL

II-TIME SOUTHERN CONFERENCE REGULAR SEASON CHAMPION ♦ 9-TIME SOUTHERN CONFERENCE TOURNAMENT CHAMPION

II NCAA APPEARANCES: 1985, 1986, 1987, 1988, 1989, 1992, 1993, 1994, 1997, 2003, 2007

4/22	Elon (7)	W	3	1
4/23	Elon	L	9	11
4/26	vs. #7 Clemson @	L	4	13
4/29	at Davidson *	L	3	4
4/30	at Davidson * (7)	W	15	4
4/30	at Davidson *	L	2	3
5/6	at Georgia Southern *	L	7	8
5/6	at Georgia Southern *	L	5	6
5/7	at Georgia Southern (10) *	L	5	6
5/13	at UNC Asheville	W	7	4
5/14	vs. UNC Asheville @	W	8	5

* - Southern Conference Game

@ - Played at McCormick Field in Asheville, N.C.

2001 - 30-26 overall; 18-11 SoCon

Coach: Todd Raleigh, 2nd season (45-64, 26-33)

2/2	at #11 Auburn	L	1	14
2/3	at #11 Auburn	L	2	4
2/4	at #11 Auburn	L	4	5
2/9	at #23 East Carolina	L	5	9
2/10	at #23 East Carolina	L	0	6
2/11	at #23 East Carolina	L	1	12
2/17	Wright State	W	15	2
2/18	Wright State	L	12	13
2/18	Wright State (7)	W	10	6
2/23	vs. Kent State #	W	9	5
2/24	at Coastal Carolina #	L	2	13
2/25	vs. Delaware #	W	7	6
2/28	UNC Asheville	W	19	10
3/4	at Wofford *	W	10	1
3/4	at Wofford *	L	4	5
3/7	UNC Asheville	W	9	7
3/9	at Coll. of Charleston *	L	2	3
3/10	at Coll. of Charleston *	W	7	3
3/11	at Coll. of Charleston *	L	2	5
3/14	at #19 Tennessee	L	3	6
3/16	UNC Greensboro *	W	10	1
3/17	UNC Greensboro *	L	5	22
3/18	UNC Greensboro *	W	11	9
3/23	Georgia Southern *	W	13	12
3/24	Georgia Southern *	L	3	17
3/25	Georgia Southern *	W	13	8
3/27	#6 Tennessee	L	13	15
3/31	Appalachian State *	W	7	3
3/31	Appalachian State *	W	18	7
4/1	Appalachian State (10) *	L	11	13
4/6	at #23 The Citadel *	L	0	7
4/7	at #23 The Citadel *	W	7	6
4/8	at #23 The Citadel *	W	12	6
4/10	at Georgia State	L	3	4
4/11	at Georgia State	W	13	7
4/13	East Tennessee State *	W	9	8
4/14	East Tennessee State *	L	5	9
4/15	East Tennessee State *	W	8	7
4/18	at UNC Asheville (7)	W	16	1
4/20	at Furman *	L	8	11
4/21	at Furman *	L	1	6
4/22	at Furman *	W	7	5
4/24	at #12 Clemson	L	2	8
4/28	North Carolina A&T (10)	W	13	12
4/28	North Carolina A&T (7)	W	18	4
4/29	North Carolina A&T	W	9	3
5/1	at #18 Georgia	L	2	7
5/2	at UNC Asheville @	W	5	4
5/5	Davidson *	W	8	7
5/5	Davidson *	W	13	7
5/6	Davidson *	W	7	0
5/12	at VMI *	W	5	3
5/12	at VMI *	L	8	15
5/13	at VMI *	W	6	3
5/16	vs. UNC Greensboro ^	L	5	7
5/17	vs. College of Charleston ^	L	7	9

* - Southern Conference Game

@ - Played at Asheville's McCormick Field

- Baseball at the Beach (Myrtle Beach, SC)

^ - Southern Conference Tournament (Charleston, SC)

2002 - 33-23 overall; 20-10 SoCon

Coach: Todd Raleigh, 3rd season (78-87,46-43)

2/16	Wright State	W	14	4
2/16	Wright State (7)	W	18	0
2/17	Wright State	W	9	6
2/22	vs. Virginia Tech !	L	1	5
2/23	vs. Virginia !	W	4	3
2/24	vs. West Virginia !	L	5	12
2/26	at #1 Florida State	L	3	13
2/27	at #1 Florida State	L	0	3
3/3	North Carolina A&T (7)	W	16	3
3/3	North Carolina A&T (7)	W	18	1
3/6	UNC Asheville	W	6	5
3/6	at UNC Greensboro *	W	2	0
3/9	at UNC Greensboro *	L	11	13
3/10	at UNC Greensboro *	L	8	11
3/16	Wofford *	W	6	3
3/16	Wofford *	W	12	4
3/17	Wofford *	L	10	12
3/20	at Georgia State (10)	L	5	9
3/23	at Appalachian State * (8)	W	26	10
3/23	at Appalachian State * (7)	W	17	3
3/24	at Appalachian State *	W	6	3
3/27	Binghamton (7)	W	17	4
3/28	Binghamton	W	10	7
3/29	Furman *	W	8	3
3/30	Furman *	W	7	6
3/31	Furman *	W	11	3
4/2	UNC Asheville	W	9	6
4/5	The Citadel *	L	3	8
4/6	The Citadel *	L	0	7
4/7	The Citadel *	W	2	1
4/10	at #4 Georgia Tech	L	1	2
4/12	at #34 C of Charleston *	L	3	7
4/13	at #34 C of Charleston (13) *	W	8	7
4/14	at #34 C of Charleston (11) *	W	13	9
4/16	at #1 Clemson	L	9	13
4/17	Tennessee Tech	W	11	7
4/20	at Davidson *	L	4	5
4/20	at Davidson *	W	4	0
4/21	at Davidson (10) *	W	4	1
4/23	at Georgia	L	11	18
4/26	at Georgia Southern *	L	2	4
4/27	at Georgia Southern *	W	6	3
4/28	at Georgia Southern *	W	14	11
5/4	VMI (7) *	W	10	0
5/5	VMI *	W	6	2
5/5	VMI *	L	4	7
5/10	at East Tennessee State *	W	16	3
5/11	at East Tennessee State *	W	7	6
5/12	at East Tennessee State *	L	10	16
5/14	Winthrop	L	2	3
5/15	#1 Clemson	L	4	12
5/19	UNC Asheville @ (7)	L	2	3
5/19	UNC Asheville @ (7)	W	1	0
5/22	vs. Wofford ^	W	9	2
5/23	vs. College of Charleston ^	L	0	3
5/24	vs. UNC Greensboro (10) ^	L	4	6

* - Southern Conference Game

! - Berkley Electric Shootout (Charleston, SC)

^ - Southern Conference Tournament (Charleston, SC)

@ - Played at Asheville's McCormick Field

2003 - 43-21 overall; 22-8 SoCon

Coach: Todd Raleigh, 4th season (121-108, 68-51)

2/8	at Coastal Carolina	L	3	8
2/9	at Coastal Carolina	L	3	4
2/12	High Point	W	11	1
2/14	at #31 East Carolina	L	4	6
2/14	at #31 East Carolina	L	2	4
2/15	at #31 East Carolina	L	1	2
2/22	Wright State	W	7	6
2/22	Wright State	W	6	1
2/23	Wright State	W	13	3
3/1	Liberty	W	9	6
3/1	Liberty	W	9	8
3/2	Liberty	W	4	3
3/5	UNC Asheville	W	6	5

3/7	The Citadel (10) *	W	8	7
3/8	The Citadel *	L	3	7
3/9	The Citadel *	W	8	5
3/11	at Gardner-Webb	W	8	3
3/12	at #6 South Carolina	L	2	5
3/14	at Davidson (7) *	W	11	0
3/15	at Davidson *	W	5	4
3/16	at Davidson *	W	9	0
3/18	at UNC Asheville (11)	L	2	3
3/21	East Tennessee State *	W	20	1
3/22	East Tennessee State *	W	13	12
3/23	East Tennessee State *	W	9	5
3/25	#10 CLEMSON	W	9	5
3/28	at Furman *	W	3	2
3/29	at Furman *	W	6	5
3/30	at Furman *	L	2	4
4/1	at #15 Clemson	L	3	5
4/4	Georgia Southern *	W	7	5
4/5	Georgia Southern *	W	16	1
4/6	Georgia Southern *	W	12	2
4/12	at UNC Greensboro *	L	4	5
4/12	at UNC Greensboro *	L	1	6
4/16	at UNC Greensboro *	L	2	14
4/15	Tennessee Tech	W	12	4
4/16	Gardner-Webb	L	7	11
4/18	VMI *	W	16	3
4/19	VMI *	W	11	7
4/20	VMI *	W	14	9
4/22	Georgia State	W	21	10
4/23	Georgia State (10)	W	9	7
4/29	at #26 Oklahoma State	W	12	5
4/30	at #26 Oklahoma State	W	15	9
5/3	at Wofford *	W	17	5
5/3	at Wofford *	W	11	1
5/4	at Wofford *	W	6	5
5/11	Appalachian State *	L	7	12
5/11	Appalachian State *	W	10	5
5/12	Appalachian State *	W	10	8
5/13	at Tennessee Tech	L	5	7
5/16	at College of Charleston *	W	3	2
5/17	at College of Charleston *	L	2	3
5/18	at College of Charleston *	L	2	3
5/21	vs. Davidson ^	W	14	0
5/22	vs. Furman ^	W	6	0
5/24	vs. Georgia Southern ^	W	1	0
5/25	vs. Georgia Southern (11) ^	L	4	8
5/25	vs. Georgia Southern ^	W	6	5
5/30	vs. #19 Va. Commonwealth \$	L	0	6
5/31	vs. Le Moyne \$	W	9	5
5/31	vs. #19 Va. Commonwealth \$	W	2	0
6/1	vs. #12 North Carolina State \$ (14)	L	4	6

BOLD - First Night Game Played at Childress Field

* - Southern Conference Game

^ - Southern Conference Tournament (Charleston, SC)

\$ - NCAA Wilson Regional (Wilson, NC)

2004 - 28-31 overall; 12-18 SoCon

Coach: Todd Raleigh, 5th season (149-139, 80-69)

2/13	at #12 Auburn	L	4	5
2/14	at #12 Auburn	L	1	4
2/15	at #12 Auburn	L	0	6
2/21	Wright State	L	6	8
2/21	Wright State (7)	W	14	1
2/22	Wright State	W	14	0
2/28	Wagner	W	17	11
2/28	Wagner	W	15	3
2/29	Wagner	W	12	4
3/4	at Wake Forest	L	4	16
3/6	Miami (Ohio)	W	12	11
3/6	Miami (Ohio)	W	14	12
3/7	Miami (Ohio)	L	8	12
3/9	at #17 Georgia Tech	L	3	4
3/10	at #17 Georgia Tech	W	9	5
3/12	College of Charleston *	L	3	19
3/13	College of Charleston *	L	10	11
3/14	College of Charleston *	L	0	7
3/16	at Gardner-Webb	W	11	2
3/19	at The Citadel *	L	0	4
3/20	at The Citadel *	L	3	6

2008 CATAMOUNT BASEBALL

II-TIME SOUTHERN CONFERENCE REGULAR SEASON CHAMPION ♦ 9-TIME SOUTHERN CONFERENCE TOURNAMENT CHAMPION

II NCAA APPEARANCES: 1985, 1986, 1987, 1988, 1989, 1992, 1993, 1994, 1997, 2003, 2007

3/21	at The Citadel *	L	3	6
3/24	at Tennessee Tech	L	12	13
3/26	Davidson *	L	4	5
3/27	Davidson *	W	12	10
3/28	Davidson (10) *	W	3	2
3/30	at Georgia State (13)	W	10	9
3/31	at Georgia State	L	10	11
4/3	at East Tennessee State *	W	8	4
4/3	at East Tennessee State *	W	8	4
4/4	at East Tennessee State *	L	3	4
4/9	Furman *	W	9	6
4/10	Furman *	W	10	4
4/11	Furman *	W	8	6
4/16	at Georgia Southern *	L	5	6
4/17	at Georgia Southern *	L	5	6
4/18	at Georgia Southern *	L	0	3
4/21	at #17 Clemson	L	7	8
4/23	UNC Greensboro *	L	7	9
4/24	UNC Greensboro *	L	0	7
4/27	Tennessee Tech	W	12	3
4/30	at Elon *	W	8	6
5/1	at Elon *	L	8	11
5/2	at Elon *	L	4	9
5/11	at UNC Asheville	L	5	12
5/12	at UNC Asheville	W	9	1
5/14	Wofford *	W	4	3
5/15	Wofford *	W	6	4
5/16	Wofford *	W	8	2
5/19	Gardner-Webb (11)	W	4	3
5/22	at Appalachian State *	W	10	8
5/22	at Appalachian State *	L	4	5
5/23	at Appalachian State *	L	11	18
5/26	vs. #30 College of Charleston ^	W	4	3
5/27	vs. Elon ^	W	7	6
5/28	at The Citadel ^	W	5	2
5/29	at The Citadel ^	L	2	9
5/30	at The Citadel ^	L	1	8

* - Southern Conference Game

^ - Southern Conference Tournament (Charleston, SC)

2005 - 33-23 overall; 18-12 SoCon

Coach: Todd Raleigh, 6th season (182-162, 98-81)

2/19	Wright State	W	9	5
2/19	Wright State (7)	L	0	12
2/20	Wright State	W	8	5
2/25	at #7 Rice !	L	1	9
2/27	vs. New Mexico (12) !	W	14	13
2/27	at #7 Rice !	L	4	8
3/4	vs. Kent State %	W	4	1
3/5	vs. James Madison %	W	4	3
3/6	at #23 Coastal Carolina %	L	3	4
3/9	Georgia State	W	3	1
3/9	Georgia State	W	12	7
3/11	Appalachian State *	W	9	4
3/12	Appalachian State *	W	14	6
3/13	Appalachian State *	W	10	9
3/15	at UNC Asheville	W	8	5
3/18	at #18 College of Charleston *	L	1	2
3/19	at #18 College of Charleston *	L	8	9
3/20	at #18 College of Charleston *	L	5	17
3/23	UNC Asheville	W	7	6
3/25	The Citadel *	W	15	1
3/26	The Citadel *	L	7	8
3/26	The Citadel *	W	10	9
3/29	at #1 Georgia Tech	W	8	5
3/30	Brown	L	6	10
3/31	Brown (7)	W	18	9
4/1	at Davidson *	L	2	5
4/2	at Davidson *	W	13	11
4/3	at Davidson *	W	7	4
4/6	UNC Asheville	W	8	3
4/8	East Tennessee State *	W	13	3
4/9	East Tennessee State *	L	3	4
4/10	East Tennessee State *	W	9	8
4/12	Clemson \$	L	4	7
4/15	at Furman *	L	2	14
4/16	at Furman *	L	0	12
4/17	at Furman *	L	2	8
4/19	at Clemson	L	1	10
4/22	Georgia Southern *	L	5	17
4/23	Georgia Southern *	W	11	6

4/24	Georgia Southern *	L	5	6
4/29	at UNC Greensboro *	W	3	1
4/30	at UNC Greensboro *	W	8	7
5/1	at UNC Greensboro *	L	5	6
5/7	Elon *	W	7	2
5/8	Elon *	W	9	4
5/9	Elon *	W	12	10
5/11	at Georgia	W	2	1
5/13	Charleston Southern	L	8	13
5/14	Charleston Southern	W	6	5
5/17	Gardner-Webb	L	7	12
5/20	at Wofford *	W	7	2
5/21	at Wofford *	W	10	3
5/22	at Wofford *	W	10	7
5/25	at The Citadel ^	W	6	1
5/26	vs. Georgia Southern ^	L	2	7
5/27	vs. #20 College of Charleston ^	L	4	11

* - Southern Conference Game

! - Rice Invitational (Houston, Texas)

% - Coastal Carolina Tourney (Conway, SC)

\$ - Game was started 4/12, but was halted in bottom of 4th due to rain. Resumed 4/19 at Clemson

^ - Southern Conference Tournament (Charleston, SC)

2006 - 33-27 overall; 14-13 SoCon

Coach: Todd Raleigh, 7th season (215-189, 112-94)

2/19	Butler (10)	L	3	5
2/19	Butler (7)	W	4	2
2/24	vs. South Florida # (13)	L	3	4
2/25	at Stetson #	W	4	3
2/26	vs Illinois #	W	14	13
2/28	UNC Asheville	W	16	5
3/3	at Charleston Southern	L	11	15
3/4	at Charleston Southern	L	4	7
3/5	at Charleston Southern	W	11	1
3/7	at UNC Wilmington	L	2	3
3/8	at UNC Wilmington	L	4	5
3/10	at Elon *	L	10	13
3/11	at Elon *	W	6	1
3/12	at Elon *	L	3	16
3/15	at #20 Georgia	L	0	11
3/18	Princeton	W	10	3
3/18	Princeton	W	13	8
3/19	Princeton (12)	W	10	8
3/21	Hartford	W	24	12
3/21	Hartford	W	11	0
3/22	Gardner-Webb	W	8	4
3/24	Wofford *	W	9	8
3/25	Wofford *	W	11	7
3/26	Wofford *	W	20	10
3/28	at #3 Georgia Tech	L	5	19
3/31	at Appalachian State*	W	11	0
4/1	at Appalachian State*	L	3	4
4/2	at Appalachian State*	W	15	4
4/4	at #7 Clemson	W	8	6
4/7	at Georgia Southern *	L	0	17
4/9	at Georgia Southern *	L	1	7
4/9	at Georgia Southern *	W	4	2
4/11	#5 Clemson !	L	3	8
4/14	#17 College of Charleston *	L	1	17
4/15	#17 College of Charleston *	L	6	14
4/16	#17 College of Charleston *	W	5	4
4/18	East Tennessee State	W	7	1
4/21	at The Citadel*	L	4	5
4/23	at The Citadel*	W	8	5
4/24	at The Citadel*	L	3	4
4/25	at Georgia	W	7	5
4/26	at Gardner-Webb	L	5	10
4/28	Davidson *	W	6	0
4/29	Davidson *	L	6	12
4/30	Davidson *	W	5	3
5/5	UNC Greensboro *	W	8	3
5/6	UNC Greensboro *	W	5	2
5/7	UNC Greensboro *	L	6	10
5/10	at Tennessee	L	2	7
5/12	Kennesaw State	W	6	3
5/13	Kennesaw State	W	5	4
5/14	Kennesaw State	W	9	7
5/16	East Tennessee State	L	8	16
5/19	Furman *	L	4	5
5/20	Furman *	W	7	5
5/20	Furman *	L	6	10
5/24	vs Furman ^	W	14	1

5/25	vs #28 College of Charleston ^	L	0	1
5/26	vs Georgia Southern ^	W	13	3
5/26	at The Citadel ^	L	2	4

* - Southern Conference Game

- Stetson Invitational (DeLand, Fla.)

! - Prior to game, WCU retired the number 23 of Hall of Fame player and coach Keith LeClair before a record crowd of 2,823

^ - Southern Conference Tournament (Charleston, SC)

2007 - 42-20 overall; 20-7 SoCon

Coach: Todd Raleigh, 8th season (257-207, 132-101)

2/16	at Kennesaw State	W	9	6
2/17	at Kennesaw State	W	10	6
2/18	at Kennesaw State	L	3	5
2/23	Connecticut	W	16	5
2/24	Connecticut	L	1	8
2/25	Connecticut	W	12	1
2/27	at #14 Georgia Tech	W	10	7
3/2	vs. #20 N.C. State %	W	6	5
3/3	vs. #12 Pepperdine %	L	1	3
3/4	at East Carolina %	L	2	3
3/6	at East Tennessee State	W	7	4
3/7	Mercer	L	10	13
3/9	Xavier	W	9	4
3/10	Xavier	L	12	17
3/11	Xavier	W	14	7
3/13	at Georgia	W	3	1
3/14	UNC Asheville	L	6	7
3/16	Columbia	W	10	9
3/17	Columbia	W	17	11
3/18	Columbia	W	14	6
3/20	#6 Clemson	W	6	3
3/23	at College of Charleston*	L	6	7
3/24	at College of Charleston*	L	8	18
3/25	at College of Charleston*	L	7	8
3/28	at #11 Clemson	L	6	15
3/30	The Citadel*	W	7	3
3/31	The Citadel*	W	12	5
4/1	The Citadel*	W	18	3
4/5	at Davidson*	W	13	11
4/6	at Davidson*	W	10	4
4/7	at Davidson*	W	2	1
4/10	at UNC Asheville	W	12	6
4/13	at UNC Greensboro*	W	5	2
4/14	at UNC Greensboro*	W	11	1
4/14	at UNC Greensboro*	L	4	9
4/18	East Tennessee State	W	7	3
4/20	Elon*	W	4	2
4/21	Elon*	W	4	3
4/22	Elon*	W	5	4
4/24	at High Point	W	15	8
4/25	Georgia	L	7	12
4/27	at Furman*	L	3	5
4/28	at Furman*	W	12	4
4/29	at Furman*	W	8	5
5/4	Appalachian State*	W	6	0
5/5	Appalachian State*	W	13	7
5/6	Appalachian State*	L	3	6
5/8	at Ohio State	W	7	3
5/9	at Ohio State	W	12	2
5/11	at Wofford*	W	26	12
5/12	at Wofford*	W	21	3
5/13	at Wofford*	W	14	1
5/15	High Point	W	4	0
5/17	Georgia Southern*	W	4	1
5/18	Georgia Southern*	W	8	3
5/19	Georgia Southern*	L	2	5
5/23	at The Citadel ^	L	2	7
5/24	vs Georgia Southern ^	L	5	6
6/1	vs. #28 East Carolina \$	L	8	9
6/2	vs. Jacksonville \$	W	7	0
6/3	vs. #28 East Carolina \$	W	9	5
6/4	at #3 North Carolina \$	L	5	6

* - Southern Conference Game

% - Keith LeClair Classic (Greenville, N.C.)

^ - Southern Conference Tournament (Charleston, S.C.)

\$ - NCAA Chapel Hill Regional (Chapel Hill, N.C.)

2008 CATAMOUNT BASEBALL

II-TIME SOUTHERN CONFERENCE REGULAR SEASON CHAMPION ♦ 9-TIME SOUTHERN CONFERENCE TOURNAMENT CHAMPION

II NCAA APPEARANCES: 1985, 1986, 1987, 1988, 1989, 1992, 1993, 1994, 1997, 2003, 2007

WESTERN CAROLINA BASEBALL RECORD BOOK – VS OPPONENTS ALL-TIME

OPPONENT	W	L	T	Last	Strk
Appalachian State	66	36	0	2007	L-1
Allen	2	0	0	1971	W-2
Arizona State	0	1	0	1994	L-1
Armstrong State	2	1	0	1970	L-1
Auburn	6	19	0	2004	L-8
Augusta	1	2	0	1991	L-1
Austin Peay	2	1	0	1983	W-1
Barton	0	2	0	1969	L-2
Binghamton	2	0	0	2002	W-2
Brigham Young	0	1	0	1993	L-1
Brown	1	1	0	2005	W-1
Butler	1	1	0	2006	W-1
Campbell	24	21	0	1989	W-1
Carson-Newman	16	7	0	1990	W-5
Catawba	1	2	0	1969	L-1
Central Florida	0	6	0	1996	L-6
Charleston (W.Va.)	0	1	0	1992	L-1
Charleston Southern	9	6	1	2006	W-1
Chattanooga	4	6	0	1982	L-2
The Citadel	65	53	0	2007	L-1
Clemson	11	49	0	2007	L-1
Coastal Carolina	1	6	0	2005	L-6
College of Charleston	9	24	0	2007	L-4
Columbia	3	0	0	2007	W-3
Connecticut	2	1	0	2007	W-1
Creighton	First Meeting				
Davidson	72	23	0	2007	W-4
Delaware	1	0	0	2001	W-1
Duke	3	1	0	1975	L-1
East Carolina	2	14	0	2007	W-1
East Tennessee State	54	28	0	2007	W-2
Eastern Kentucky	20	9	0	1990	W-5
Elon	13	8	0	2007	W-3
Emory & Henry	1	0	0	1970	W-1
Erskine	12	8	0	1982	W-3
Fairfield	2	1	0	N/A	N/A
Florida	3	9	0	1990	L-2
Florida International	2	3	0	1984	L-1
Florida State	1	4	0	2002	L-4
Francis Marion	2	3	0	1982	W-1
Furman	82	25	0	2007	W-2
Gardner-Webb	6	3	0	2006	L-1
George Mason	2	2	1	1978	T-1
Georgia	17	34	0	2007	L-1
Georgia Southern	40	42	0	2007	L-1
Georgia State	8	6	0	2005	W-2
Georgia Tech	15	16	0	2007	W-1
Grand Canyon	1	1	0	1993	L-1
Greensboro College	1	0	0	1994	W-1
Guilford	1	0	0	1969	W-1
Hartford	2	0	0	2006	W-2
High Point	22	7	1	2007	W-4
Illinois	1	1	0	2006	W-1
Indiana State	0	1	0	1989	L-1
Jacksonville	1	2	0	2007	W-1
Jacksonville State	2	1	0	1997	W-1
James Madison	1	0	0	2005	W-1

OPPONENT	W	L	T	Last	Strk
Kennesaw State	5	1	0	2007	L-1
Kent State	3	2	0	2005	W-2
Kentucky	1	0	0	1998	W-1
LaSalle	0	1	0	1985	L-1
Lehigh	0	1	0	1970	L-1
Lenoir-Rhyne	6	0	0	1995	W-6
LeMoyne	1	0	0	2003	W-1
Liberty	6	0	0	2003	W-6
Lincoln Memorial	2	0	0	1994	W-2
Louisiana State	0	1	0	1993	L-1
Maine	1	4	0	1991	L-2
Marist	1	0	0	1997	W-1
Mars Hill	7	3	0	1976	L-1
Marshall	35	13	0	1997	W-1
Maryville	1	0	0	1971	W-1
Mercer	0	1	0	2007	L-1
Miami (Fla.)	2	5	0	1994	L-3
Miami (Ohio)	5	1	0	2004	L-1
Michigan State	First Meeting				
Milligan	5	0	0	1996	W-5
Mississippi State	1	2	0	1989	L-2
Montreat	2	0	0	1996	W-2
Morehead State	2	1	0	1997	W-1
New Mexico	1	0	0	2005	W-1
Newberry	6	0	0	1972	W-6
North Carolina	2	12	0	2007	L-5
North Carolina A&T	8	0	0	2002	W-8
UNC Asheville	43	22	0	2007	W-1
UNC Charlotte	7	6	0	1994	W-2
UNC Greensboro	15	22	0	2007	L-1
UNC Wilmington	14	7	0	2006	L-2
North Carolina State	8	25	0	2007	W-1
Northwestern	3	0	0	1992	W-3
Ohio	3	0	0	1983	W-3
Ohio State	6	5	0	2007	W-2
Oklahoma State	2	2	0	2003	W-2
Old Dominion	4	7	0	1997	L-1
Pembroke State	4	3	0	1981	W-1
Pepperdine	0	1	0	2007	L-1
Pfeiffer	1	1	0	1969	W-1
Piedmont	5	1	0	1992	W-5
Presbyterian	2	0	0	1992	W-2
Princeton	3	0	0	2006	W-3
Providence	0	1	0	1990	L-1
Purdue	1	0	0	1987	W-1
Radford	4	1	0	1992	W-4
Rice	0	2	0	2005	L-2
Richmond	4	1	0	1998	N/A
St. Bonaventure	2	0	0	1998	W-2
St. John's	3	1	0	1999	L-1
Salem (W.Va.)	13	5	0	1980	W-8
Slippery Rock	9	0	0	1984	W-9
South Carolina	6	23	0	2003	L-2
USC Aiken	3	7	0	1994	W-1
USC Spartanburg	6	2	0	1989	W-3
South Carolina State	7	1	0	1974	W-3
South Florida	4	4	0	2006	L-2

OPPONENT	W	L	T	Last	Strk
Southern Ill.-Edwardsville	1	0	0	1978	W-1
Stanford	1	0	0	1992	W-1
Stetson	4	2	0	2006	W-4
Tennessee	2	16	0	2001	L-5
Tennessee Tech	11	3	0	2004	L-1
Texas A&M	0	1	0	1988	L-1
Toledo	0	4	0	1973	L-4
Troy State	3	1	0	1995	L-1
Vanderbilt	First Meeting				
Virginia	1	0	0	2002	W-1
Virginia Commonwealth	2	1	0	2003	W-1
Virginia Military Institute	55	15	0	2003	W-3
Virginia Tech	5	10	1	2002	L-4
Voorhees	2	0	0	1972	W-2
Wagner	3	0	0	2004	W-3
Wake Forest	3	3	0	2004	W-1
Western Kentucky	2	0	0	1990	W-2
Western Maryland	1	1	0	1974	L-1
West Liberty State	1	0	0	1981	W-1
West Virginia	0	1	0	2002	L-1
West Virginia State	8	3	0	1981	W-1
William & Mary	4	0	0	1998	W-4
Winthrop	12	4	0	2002	L-1
Wofford	45	13	0	2006	W-13
Wright State	32	9	0	2005	W-1
Xavier	2	1	9	2007	W-1
Yale	0	1	0	1973	L-1

WCU SERIES HISTORY IN NCAA REGIONALS

Arizona State	0	1	0	1994	L-1
Auburn	0	1	0	1997	L-1
East Carolina	1	1	0	2007	W-1
Florida State	1	2	0	1992	L-2
Georgia Tech	0	1	0	1986	L-1
Indiana State	0	1	0	1989	L-1
Jacksonville	1	0	0	2007	W-1
Kent State	1	1	0	1993	L-1
La Salle	0	1	0	1985	L-1
Le Moyne	1	0	0	2003	W-1
Louisiana State	0	1	0	1993	L-1
Marist	1	0	0	1997	W-1
Miami (FL)	1	1	0	1993	W-1
Mississippi State	1	2	0	1989	L-2
North Carolina	0	1	0	2007	L-1
North Carolina State	0	1	0	2003	L-1
Oklahoma State	0	2	0	1987	L-2
Old Dominion	1	0	0	1985	W-1
Purdue	1	0	0	1987	W-1
South Carolina	0	1	0	1985	L-1
South Florida	0	1	0	1997	L-1
St. Johns	1	0	0	1985	W-1
Stanford	1	0	0	1992	W-1
Tennessee	0	1	0	1994	L-1
Texas A&M	0	1	0	1988	L-1
Virginia Commonwealth	1	1	0	2003	W-1

2008 CATAMOUNT BASEBALL

II-TIME SOUTHERN CONFERENCE REGULAR SEASON CHAMPION ♦ 9-TIME SOUTHERN CONFERENCE TOURNAMENT CHAMPION

II NCAA APPEARANCES: 1985, 1986, 1987, 1988, 1989, 1992, 1993, 1994, 1997, 2003, 2007

WESTERN CAROLINA BASEBALL RECORD BOOK – ALL-TIME LETTER WINNERS

THE A's

Adair, Rick	1977-79
Adams, Charles	1941
Ahearn, Chris	2005
Aiello, Bobby	1972
Allen, Billy	1992
Allison, Steve	1990-91
Amos, Lynn	1987-88
Anderson, Willis	1957-60
Ardrey, Sam	1938-40
Arnette, Johnny Mack	1954

THE B's

Bailey, Phil	1958
Bain, Brian	1995-98
Baker, Adam	2007-pres.
Baldwin, Kevin	1995-96
Ball, David	1977-79
Ballance, Bobby	1957-60
Ballard, Danny	1955
Ballard, Dave	1955
Baquer, Bryan	1983
Barile, Jordan	1991
Barkley, Steve	1967-70
Barnes, Brian	2002-05
Barnhorst, Howard	1948
Barnwell, Alex	1981-84
Barnwell, Don	1962
Barnwell, Howard	1938-41
Barrow, Martin	1995-98
Bartlett, Rodney	1961-62
Basner, Ryan	2000-03
Baxter, Mark	1980
Beacham, Wade	1997
Beck, Alan	2000-03
Beddingfield, Jim	1957-58
Belcolle, Chris	1994-96
Bellomo, Kevin	1988-91
Bennett, Bill	1952-53
Bentley, Wes	1999-2000
Bethel, Bobby	1994-95
Beverlin, Jason	1992-94
Biggs, Tracy	1997-2000
Blair, Leslie	1959
Blake, Dennis	1974-77
Booth, John	1968-71
Bowles, Gene	1970-72
Bowman, Randy	1979
Boyd, Billy	1978-80
Bracken, Cary	1975
Bradburn, C. Wayne	1941-46
Bradley, Dwayne	1989-92
Brady, Robert	1960
Brandon, Tom	1961
Bratcher, Toby	1981
Bright, Don	1971-73
Brigman, Bill	1961
Brittain, Grant	1987-90
Brock, McDonald	1942
Brogden, Jim	1953-54, '56-57
Brooks, Craig	1983-86
Brooks, Eric	1986
Brooks, P.J.	1986-87
Brown, Bobby	1973
Brown, Freddy	1976-79
Brown, George	1942, '48-49
Bruce, Jeremy	1997-98
Bryant, George	1954-55
Bryant, Jennings	1939-40
Buchanan, Todd	2000-03
Buda, Mike	2005-06
Bullins, Jim	1965-68
Bunting, Jim	1966
Burns, Ronnie	1950
Burton, Jared	2000-02
Burwell, J.P.	1960
Bush, Andy	1996
Byrd, Bruce	1965-66
Byrd, Cary	1960

THE C's

Cagle, O.V.	1951-53, '55
Caldwell, Cecil	1963-67
Camac, Joe	2000-03
Cantrell, John	1977
Capobianco, E.G.	1992-93
Carlton, Wayne	1955
Carpenter, Willie	1977-80
Carson, Kyle	1981-82
Carson, Mike	1984-87
Carswell, Danny	1972-75
Carter, Darryl	1991-92
Carter, Artis	1950
Carter, Mike	1980
Carter, Mike	1957-58
Case, Kevin	1981
Caskey, Jerry	1960-63
Chamberlain, Jody	1981-82
Chamlee, Steve	1979-80
Champion, Russ	1983
Chapman, Russ	1992
Chavers, Sam	1995
Cherry, Rick	1976
Christian, Jim	1985
Clark, Joe	1961
Clark, Jon	2001
Clements, Jack	1960-62
Cloer, Dallas	1955-56
Cochran, Jimmy	2002-03
Cockrell, Derek	1993-96
Cogburn, Barry	1977
Cole, Ed	1969-70
Collins, Harold	1942
Colvin, Robert	1960-61
Connolly, John	1993-94
Cooper, Bob	1959
Corbett, Bryan	2006-pres.
Corn, Jackie	2007-pres.
Cowan, Leo	1939-40
Cowan, Ray	1941
Cox, Joey	1989-92
Crawford, Charles	1955-57
Crawford, Doug	1955
Crawford, Dewey	1981
Crocker, Lawrence	1949-51
Crotts, Earl	1961-64
Crowell, Wayne	1954
Cunningham, R.L.	1956

THE D's

Daniels, Joe	1960-61
Davidson, Chris	1996-98
Davidson, Mike	1979-80
Davis, Bill	1950
Davis, Chris	2002-05
Davis, Eddie	1972-74
Deal, Mike	1967-69
de Graff, Dylan	2007-pres.
Dellinger, Denny	1965
Demeree, George	1985
Derosa, Dan	1992-94
Deeweese, Tim	1974, '76-78
DiFelice, Mark	1995-98
DiFelice, Matt	1996
Dixon, Allen	1959-62
Doherty, Rob	1990-93
Donovan, Al	1985
Downs, John	1968-69
Drury, Ken	1960
DuBard, Danny	1977-79
Duke, Harry	1950
Duncan, Keith	1982
Dunlap, Mike	1984
Dunn, Andy	1988-91

THE E's

Eads, James	1960
Ebersole, Keith	1977-78
Edens, Dick	1950

Eddick, Denver	2003-04
Edwards, Roddey	1964-67
Eldredge, Jim	1984-86
Ellingburg, Ray	1958
Ellenburg, Jeremy	2003-06
Elsesser, Mike	1974
Eubanks, Tim	1980
Evans, Jim	1950

THE F's

Fairey, Clint	1986-89
Fann, Waldo	1942
Feimster, Emmett	1950-52
Feimster, Tim	1981
Feilds, McCauley, Jr.	1959
Fishel, Gary	1972-75
Fisher, Chip	1983, '85-87
Fisher, Harry	1956
Fogleman, Craig	1967
Foley, Dan	2001-02
Fonville, Charlie	1981-84
Ford, Lynn	1967-68
Foster, John	1950-53
Foster, Ryan	2000-03
Foster, Seth	2000-03
Fowler, Tony	1974-75
Fox, Buddy	1974-77
Fox, Dale	1972-75
Fraser, Joe	1965-67
Frazier, Morgan	1999-2000
Frye, Revis	1940-41
Fugate, James	1953
Fulbright, Brent	1988-89
Fulmer, Mark	1973

THE G's

Gabriellian, Aaron	2006
Gaines, Jerry	1975
Galloway, Grady	1938
Gambill, Mike	1972
Game, Bobby	1957-58
Garcia, Carlos	2003
Gary, Alex	2002-03
Gay, Scott	1983-85
Gayle, Ted	1949-50
Gaylor, Fred	1942
Geiger, Jim	1983-84
Gheen, Tom	1941-42
Gibson, Sam	1942, '48-49
Giles, Kelly	1989-90
Gilmore, Bobby	1973-76
Giunta, Rich	1995
Glance, Bill	1950
Glover, Glenn	1970-73
Glymph, Danny	1977
Godfrey, Josh	1998
Goforth, Leonard	1960-63
Goldston, Larry	1994-95
Goldston, Rod	2000-03
Gonzalez, Luis Mario	1954
Goodwin, Larry	1971-72
Gordon, Blake	2000
Gordon, Robbie	1985-88
Graham, Jeff	1990-91
Graham, Joe	1961
Grande, Jeff	1984-85
Grant, Shelton	1988-89
Graves, Tommy	1996
Greene, Jonathan	2005-2007
Greenwood, Jared	2004-05
Greer, Brent	2007-pres.
Greeson, Chet	1979-82
Gregory, Grey	2005-2006
Grieve, Kevin	1998
Griffin, Andy	1983-84
Griffin, Brown	1942
Griffin, Odell	1939-40
Griffin, Dwight	1950
Griffin, U.S.	1950



Sam "Hoot" Gibson
(1942; 1946-49)

Griffith, Reed	1969
Grindstaff, Gary	1973-76
Grogan, John	1959
Grove, Jim	1970-73
Grundt, Phillip	1991-93
Gudger, Frank	1940-42
Gunter, Sam	1959
Guy, Randy	1972-75

THE H's

Hager, Rusty	1978
Hailey, Freddie	1984-87
Hall, Ed	1970
Hall, Nate	2005
Hallam, Tim	2005-06
Hampton, Gray	1937-40
Hamrick, Brad	1998
Hamrick, Jeremy	2000
Hannon, Bill	1968
Hansil, John	1951-54
Hardin, Frank	1950
Hare, Ken	1980, '82-84
Hargett, Ron	1976
Harp, Gerald	1979
Harris, Steve	1998
Harwell, Wayne	1978-79
Hatley, Mitchell	2006-pres.
Hawk, Derrick	2003-05
Hawkins, Chris	1984
Hawkins, Jerry	1957-58
Haynes, Jason	2005-pres.
Hayes, Tommy	1969-71
Haynes, Bill	1962, '64-65
Haynes, Leslie	1959
Hearrell, Ryan	1993
Heavner, Bob	1949-50
Hennon, Rodney	1990-93
Hensley, McKinley	1942, '48
Henson, Jody	1992-95
Hicks, Jerry	1965-66
Hicks, Mickey	1968-71
Hicks, Mike	1973-76
Hicks, Robert	1965-66
Hill, David	1980-83
Hilliard, Robert	1961-63
Hilton, Mike	1990-93

Holcombe, Bobby	1954-57
Holland, Greg	2005-2007
Hollifield, Sonny	1964, '66
Hollow, Dennis	1983
Holloway, Ray	1958
Holshouser, Jeff	1985
Hooper, Jon	1989
Hooven, Branan	1989-92
Hoover, Rob	1998-2002
Hope, Eddie	1968-70
Hornaday, Tommy	1950, '53
Horne, Tony	1993-96
House, Brad	1999-2000
Howard, Grady	1942
Howard, Herbert	1938-41
Howard, William	1942
Howell, Charles D.	1952-53
Hudson, Steve	1981
Huie, Brian	1988-89
Huntington, Ron	1983-86
Hurst, Roy	1992-94
Hutchinson, Brian	1996-98
Hutchinson, John	1952-54
Hyatt, David	1984-86
Hyde, Ken	1965-66
Hyde, Todd	1989-90

THE I's

Ibrahim, Jack	1957-59
Idol, David	1975-76
Ingle, Don	1979-82
Ingram, John	2007
Ivie, Glenn	1963-66

THE J's

Jarrett, Bill	1978
Jarvis, George	1936-38
John, Andy	2006-pres.
Johnson, Charles	1952
Johnson, Eric	1997-98
Johnson, Greg	1980-83
Johnson, Kenneth	1949-50
Johnson, Tyler	2006-2007
Jolly, Ed	1964
Jones, Chip	1991
Jones, Danny	1964-67
Jones, Lackie	1966
Jones, Lewis	1990
Jones, Preston	1959-60
Jones, Tom	1942
Josey, Brad	2002-04
Joyce, Lon	1967-70

THE K's

Kay, Johnny	1977-80
Kasten, Kasten	2003
Keener, Harold	1950-51
Kendrick, Patrick	1990-92
Keppler, Howard	1961
Keyes, Stewart	1986-89
Kibler, Jon	2005
Kilpatrick, James	1965
Kimbrell, Jim	1965-67
Kimel, Jack	1989-92
Kilmer, Wayne	2003
King, Fred	1950-51
King, Wesley	1998
Kinsey, Mel	1980-83
Kirby, Aaron	1998-2000
Kirby, George	1955-56
Kirkpatrick, Tyler	2007-pres.
Klutz, Mike	1982
Knight, John	1978
Koone, Chad	1998
Koone, Chuck	1997-98
Koontz, Chip	1974-77
Kuykendall, Bob	1954
Kuykendall, Jim	1952-55
Kyslinger, Dan	1992

2008 CATAMOUNT BASEBALL

II-TIME SOUTHERN CONFERENCE REGULAR SEASON CHAMPION ♦ 9-TIME SOUTHERN CONFERENCE TOURNAMENT CHAMPION

II NCAA APPEARANCES: 1985, 1986, 1987, 1988, 1989, 1992, 1993, 1994, 1997, 2003, 2007

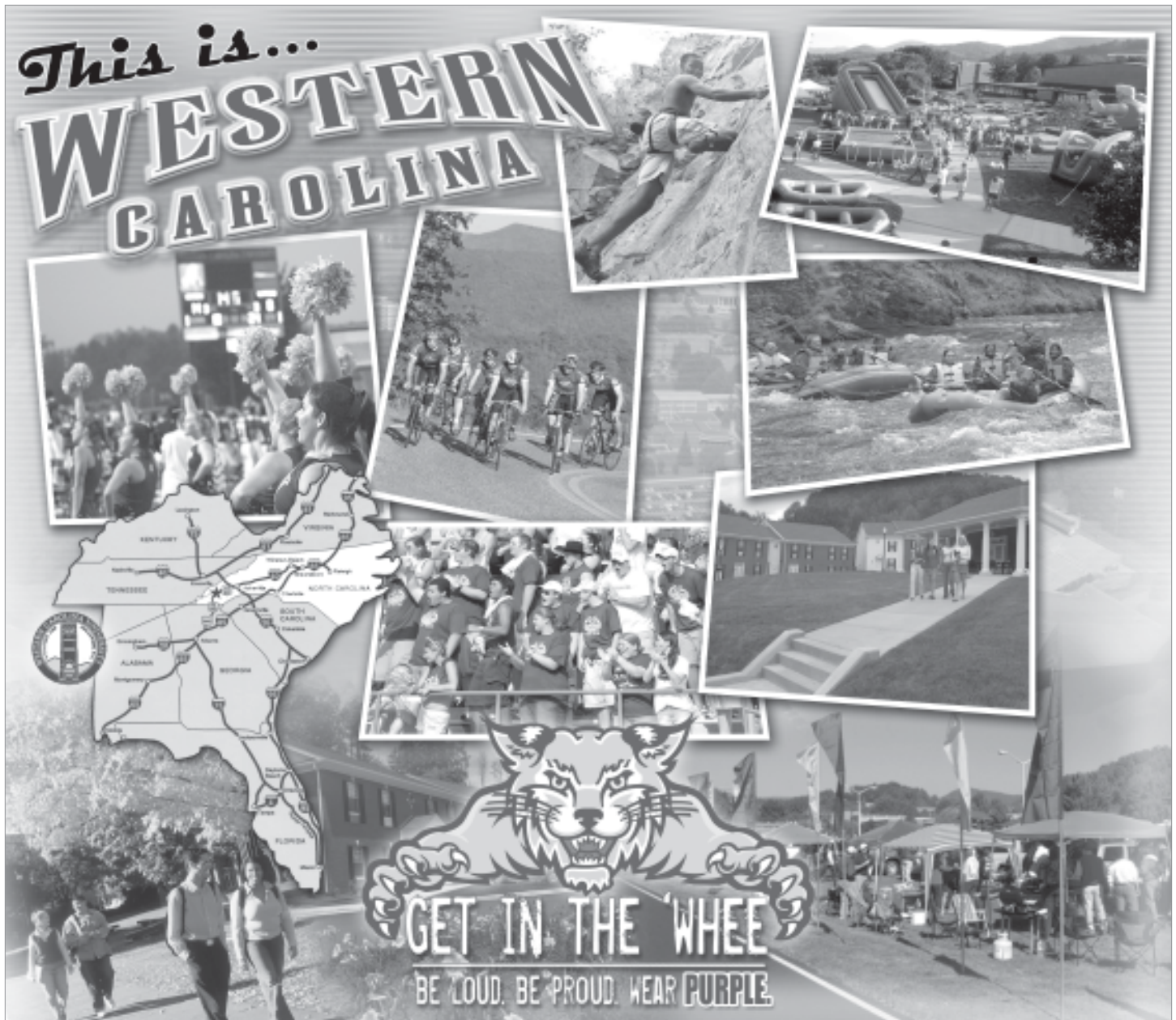
WESTERN CAROLINA BASEBALL RECORD BOOK – ALL-TIME LETTER WINNERS

THE L's		THE M's		THE N's		THE O's		THE P's		THE Q's		THE R's		THE S's		THE T's		THE U's		THE V's		THE W's		THE X's		THE Y's		THE Z's																																																																																																																																																																																																																																																																																																																																																																																																																																																																																																																																																			
Lackey, Hal	1955	Mabe, Paul	1982	Obert, Alex	2002-04	Page, Bedford	1950	Saberhagen, Drew	2007-pres.	Tanner, Ronnie	1971	Urey, Max	1957	Radford, Kyle	1980-82	Tate, Phil	1963-65	Ussery, Ira	1952-53	Valley, Tom	1983	Waddell, Ken	1960	Lasher, Ernie	1974-77	Malchesky, Tom	1988	Olson, Clair "Ike"	1942, '46	Pardue, James	1950-52, '56	Stewart, Jerry	1965	Waddell, Scott	1988	Landing, Frank	1976	Manis, Mike	1970	Osthoff, Glenn	1984, '86, '88	Stewart, Jimmy	1972-75	Wallace, Herb	1989	Larrimore, Andrew	2005-2007	Manning, Mike	1991-94	Ottone, Daniel	2007-pres.	Stillwell, Matt	1995-98	Wallen, J.C.	1961	Leger, Freddy	1955	Martín, Corey	2006-pres.	Stroud, Aaron	1950-52	Wards, Charlie	1998-2000	Lethcoe, Johnny	1979	Martin, R.J.	1952-53	Sudderth, Troy	1982-83	Ward, Carl	1950	Lewis, Tommy	1954	Marvels, Mike	1979	Suttles, Donnie	1996-98	Ward, Frankie	1997-98	Liles, Nick	2007-pres.	Mashburn, Cecil	1957-58	Taylor, Guy	1990	Ward, Heath	1990	Lindley, Owen	1942	Mashburn, Jeff	1979-82	Teague, Garnett	1966	Ward, Larry	1978	Liner, Fred	1952, '55-56	Maska, Bob	1964-66	Teague, Marshall	1949-50	Ward, Scott	2006-2007	Lister, Ted	1992	Massey, Chris	1994-95	Tebbo, Brian	1983-86	Ware, Joe	1952-55	Lloyd, Bill	1950	Masters, Chris	2007-pres.	Teeter, James	1959	Warren, Ed	1986-87	Lockey, Alfred	1950-51	Matthews, Jimmy	1956-57	Thomas, Charles	1998-2000	Warren, Jerry	1978-79	Logan, Ronnie	1964-65	Mattocks, Clen	1980	Thomas, Mike	1989-91	Wasik, Peter	1983-84	Long, Jason	1998-2000	Maxwell, Clark	1994-97	Thompson, Ed	1967-70	Waters, Chris	1995-98	Lowman, Leon	1950	McAvoy, Jeff	1997	Thornburg, Brock	2006-2007	Watson, Flip	1973-76	Lyman, Scott	1990-93	McCauley, Wayne	1971	Thrasher, Matt	1980-83	Watson, Nat	1975	Lytle, Ronnie	1963	McClure, David	1981-82	Tidick, Mike	1990-94	Weams, Steve	1970-71	Nance, Lee	1979-80	McConnell, Bud	1960-61	Tiger, Matt	1996-97	Webster, Jerry	1961-62	Naylor, Eric	1989	McConnell, Caleb	2004-06	Tilley, Charles	1942	Weeden, Linden	1968	Neill, Elmer	1942	McCrackine, Travis	1989	Tolbert, Alex	1994-97	West, Bruce	1970-73	Neloms, Skip	1985-88	McCraw, Reggie	1981-84	Tolleson, Wayne	1975-78	West, Larry	1965-66	Nelson, Matt	2003	McCullen, Brian	2004-06	Tomberlin, Hugh	1937-39	Whetstone, Darryl	1969	Nesbitt, Ray	1953	McCurry, Ryan	2000-03	Torres, Chris	1999-2000	Whitaker, Ron	1960-61, '63-64	Newson, Tim	1966-69	McDaniel, Trey	2005-06	Towery, Mike	1979	White, Lyndon	1937, '39-40	Newton, Robert	1966-67	McDowell, Brandon	2002-03, '05-06	Treadway, Wes	1984	White, Steve	1963	Nicholson, George	1954-55	McGowan, Mike	2004	Turner, Bryan	2005-06	Whitfield, Joel	1964	Obert, Alex	2002-04	McKay, Dave	1995-98	Turner, Alfred	1984-85	Whittington, D. Gene	1952	Overbay, Wes	1999-2000	McKenzie, Donald	1949-50	Thompson, Jim	1966-69	Whitworth, Ted	1969-72	Overcash, Marvin	1953	McKinney, Richard	1951	Thornburg, Brock	2006-2007	Wilhoit, Harold	1959	Oxendine, Herbert	1938	Mehaffey, Zeb	1957	Thrasler, Matt	1980-83	Whitson, Eric	1992-95	Parker, Frank	1950-53	Meredit, David	1940-42	Tidick, Mike	1990-94	Whitson, Ryan	2005	Parker, Larry	1962-63	Meredith, Horace	1938-40	Tolleson, Wayne	1975-78	Wilson, Don	1978-79	Parker, William	1960-63	Michalove, Clint	1980-81	Tolleson, Wayne	1975-78	Williams, Al	1941	Overbay, Wes	1999-2000	Mikeal, Norris	1970	Tolleson, Wayne	1975-78	Williams, Don	1978-79	Parks, Wayne	1977-80	Milewski, John	1984-85	Tolleson, Wayne	1975-78	Williams, Lowell	1954	Pash, Joe	1983	Miller, Luke	2003-05	Tolleson, Wayne	1975-78	Williams, Olin	1956-58	Patterson, Jack	1972-74	Miller, Roger	1968-70	Tolleson, Wayne	1975-78	Williams, Robert	1949-50	Patton, W.	1938	Minacci, Mike	1991	Tolleson, Wayne	1975-78	Wilson, Ken	1964	Peek, Bill	1940	Minero, Donovan	2001-02	Tolleson, Wayne	1975-78	Wilson, Dave	1987	Peek, Clyde	1940-41	Mintz, Doyle	1958-59, '64	Tolleson, Wayne	1975-78	Wilson, Donnie	2006-pres.	Pember, David	1997-98	Mitchell, Doug	1980, '82	Tolleson, Wayne	1975-78	Wilson, Landrum	1950	Pemland, Doug	1964	Mitchell, Kevin	1991-92	Tolleson, Wayne	1975-78	Wilson, Wesley	1961	Pemland, Dustin	2004	Mitcham, Joe	2001	Tolleson, Wayne	1975-78	Withrow, Ward	1987-88	Perry, Dennis	1967	Moody, Realus	1955	Tolleson, Wayne	1975-78	Witzke, Karl	1978-79	Pfeil, Mike	1971	Pryor, Floyd	1958-60	Tolleson, Wayne	1975-78	Wofford, Bill	1968-71	Phillips, Roy	1938-41	Pryor, Harris	1956-59	Tolleson, Wayne	1975-78	Woodley, Dan	2001-02	Phythyon, James	1959	Pryor, Harris	1956-59	Tolleson, Wayne	1975-78	Wright, Lester	1972-75	Piela, Dave	1988	Pryor, Harris	1956-59	Tolleson, Wayne	1975-78	Wright, Ron	1963	Pierce, Maynard	1976	Pryor, Harris	1956-59	Tolleson, Wayne	1975-78	Wright, Thelbert	1938	Pilgrim, Dale	1993-96	Pryor, Harris	1956-59	Tolleson, Wayne	1975-78	Yarbrough, Jeff	1979	Plemmons, "Spike"	1938-41	Pryor, Harris	1956-59	Tolleson, Wayne	1975-78	Zollman, Brandon	2004-05	Poarch, Mark	1987-90	Pryor, Harris	1956-59	Tolleson, Wayne	1975-78			Poarch, Mark	1987-90	Pryor, Harris	1956-59	Tolleson, Wayne	1975-78			Porter, Brad	1972	Pryor, Harris	1956-59	Tolleson, Wayne	1975-78			Porter, Brad	1972	Pryor, Harris	1956-59	Tolleson, Wayne	1975-78			Posey, Drew	1992-94	Pryor, Harris	1956-59	Tolleson, Wayne	1975-78			Powell, Sam	1958	Pryor, Harris	1956-59	Tolleson, Wayne	1975-78			Pressley, W. Clyde	1948-50	Pryor, Harris	1956-59	Tolleson, Wayne	1975-78			Pressley, James	1952	Pryor, Harris	1956-59	Tolleson, Wayne	1975-78			Pressley, Joe	1950	Pryor, Harris	1956-59	Tolleson, Wayne	1975-78			Pritchard, Stephen	1992-94	Pryor, Harris	1956-59	Tolleson, Wayne	1975-78			Price, Benjamin	1941, '47	Pryor, Harris	1956-59	Tolleson, Wayne	1975-78			Price, Glenn	1942	Pryor, Harris	1956-59	Tolleson, Wayne	1975-78			Price, Hooper	1940-41	Pryor, Harris	1956-59	Tolleson, Wayne	1975-78			Price, Joseph C.	1950, '53-54	Pryor, Harris	1956-59	Tolleson, Wayne	1975-78			Price, Matt	1998-2001	Pryor, Harris	1956-59	Tolleson, Wayne	1975-78		

2008 CATAMOUNT BASEBALL

II-TIME SOUTHERN CONFERENCE REGULAR SEASON CHAMPION ♦ 9-TIME SOUTHERN CONFERENCE TOURNAMENT CHAMPION

II NCAA APPEARANCES: 1985, 1986, 1987, 1988, 1989, 1992, 1993, 1994, 1997, 2003, 2007



Western Carolina University, a regional comprehensive university within the University of North Carolina system, is located in a picturesque valley between the Blue Ridge and Great Smoky mountains in southwestern North Carolina. Western offers career-focused education through nationally accredited programs, as well as abundant opportunities for research and recreation in the nearby mountains. Western's student enrollment, including approximately 9,000 undergraduate, graduate and online students, is at an all-time high. The university attracts students from across North Carolina and the United States, and from around the world, with special emphasis on serving the people of Western North Carolina. As a major public resource, Western engages with the region by assisting individuals and agencies through the expertise of its students, faculty and staff.

With a student-faculty ratio of 16-to-1, Western continues its long tradition of offering small class sizes and personal attention from its outstanding faculty. The fully networked campus offers convenient access to computer support, and students are required to have networkable computers. The university offers more than 120 majors and areas of concentration for undergraduates, and graduate students may choose from 51 areas of study at the master's level, as well as pursue doctoral studies in education.

Western's residential Honors College, the first of its kind in the North Carolina system, now enrolls more than 900 students, providing a focused living and learning environment for those seeking advanced academic challenges and more choices for independent study. Honors Scholars are exceptional students who take tutorial classes to prepare for regional and national research projects and compete for national and international scholarships. Also, freshmen admitted to Western are automatically considered for available scholarships, based on their academic achievements. The university annually awards \$1 million in merit-based scholarships and more than \$30 million in needs-based aid to students. About half of the university's students receive financial assistance through scholarships, grants, loans or work-study.

Students participate in a wide range of non-academic activities, including clubs and honor societies, community service and volunteer organizations, concerts and performances at various venues on campus, Greek life, student-operated media and student government. The university also sponsors outdoor recreational programs such as hiking, rafting and snow skiing that take advantage of the university's location in one of the nation's most popular vacation areas. Western also offers club sports and intramurals that involve about one-quarter of the student body.

Visitors to Western's campus today will find a radically different campus than the one that existed six years ago. With voters' approval of a statewide higher education bond package in fall 2000, the university launched into a building boom of a magnitude never before seen on campus.

Western's share of the bonds — \$98 million — represented the largest single infusion of funds in the university's history. Combined with federal funds and self-supporting projects, the \$130 million in new and renovated buildings and roads has redrawn the campus map as the university prepares for projected enrollment growth in the decade ahead.

Several new facilities already completed at Western are three new residence halls that offer modern conveniences and comfort for students; the Center for Applied Technology, which houses audio and video production studios and engineering laboratories; an expanded student life center; new and improved athletics facilities that support Western's intercollegiate sports programs; and a new One Stop Student Support Center that provides a quick and convenient way for students to receive help and conduct business involving financial aid, registration, cashier services and many other administrative services. Construction on a new, on-campus student recreation center is expected to be completed by the end of the 2008 Fall semester.



DR. JOHN W. BARDO

**Western Carolina University
Chancellor**

During his 10 years as Western Carolina University's chancellor, Dr. John W. Bardo has propelled Western into the national spotlight as a university that is preparing students to face the challenges of the 21st century.

Since becoming the 10th chief executive officer in Western's history, Dr. Bardo has been a driving force in the university's growing status across North Carolina and the nation as a leader in the application of the tools of technology to teaching and learning. During his decade of leadership, student enrollment has soared 21.8 percent, the average SAT scores of entering freshmen have risen by 62 points, and student retention rates are higher than ever. At Dr. Bardo's suggestion, the university community agreed to require incoming freshmen to have networkable computers, and in 1997 Western became the first institution in the University of North Carolina system to adopt that requirement, and is now moving to increase wireless networking capabilities on campus.

Similarly, it was at Dr. Bardo's urging that Western established a residential Honors College, the first in the UNC system. The Honors College, which began in 1997 with about 70 students, now enrolls more than 900 high-achieving students who welcome the challenge of advanced academic classes and competition for national and international scholarships. More recently, Dr. Bardo has emphasized the importance of service learning, which encourages faculty and staff to incorporate service to the community in many forms as a part of students' academic experiences at Western.

A native of Cincinnati, Ohio, Dr. Bardo also has engineered a university wide effort to "raise the bar" of academic standards at Western. Faculty members have increased their expectations of student performance, and students are rising to meet those expectations. That emphasis on increased academic quality is earning the attention of some of North Carolina's brightest young scholars, increasing the number of National Merit finalists and high school valedictorians interested in Western.

Under Dr. Bardo's leadership, the university has increasingly turned its attention toward reaching out to the citizens of Western North Carolina and promoting economic development as a means of improving the quality of life for the area's residents. Western's new \$8 million Center for Applied Technology is designed to address critical labor force issues facing the region by providing educational programs that will support emerging high-tech, "new economy" industries. Recently developed programs include undergraduate and graduate degrees in entrepreneurship, a degree in construction management, and approval for joint programs in electrical and computer engineering with Charlotte.

In addition, the university has formed strategic partnerships with several regional universities in the fields of biotechnology, bioinformatics and micro-optics. As construction is completed on Western's new "signature" building, a \$30 million Fine and Performing Arts Center, the university has taken numerous steps to boost heritage and cultural tourism in the mountain region, including the establishment of a new performance series of music and art.

Prior to his appointment at WCU, Dr. Bardo had been vice president for academic affairs at Bridgewater State College in Massachusetts since 1990. He assumed the dual role of provost of the public institution in 1993. Like Western Carolina, Bridgewater State was founded in the 19th century as a normal school for the training of teachers and today is a state-supported regional, comprehensive institution. Before moving to Massachusetts, Dr. Bardo held senior administrative posts at the University of North Florida in Jacksonville, serving as assistant to the president for planning and as provost and vice president for academic affairs. A sociologist, he had previously accumulated a decade of teaching and administrative experience at Southwest Texas State University and Wichita State University in Kansas.

Dr. Bardo graduated from the University of Cincinnati in 1970 with a degree in economics. He holds a master's degree in sociology from Ohio University, and earned a doctorate in the field from The Ohio State University. A graduate of the Institute for Educational Management at Harvard University, he also has been a Fulbright Visiting Scholar at Monash University in Australia and a guest visiting professor at the University College of Wales at Swansea.

Dr. Bardo is currently serving a four-term term of service on the NCAA's Minority Opportunities and Interests Committee. The 12-member committee is charged with conducting reviews of issues related to the interests of ethnic minority student-athletes, NCAA minority programs and NCAA policies that affect ethnic minorities.

In fall 2004, Dr. Bardo was appointed to serve one year as chairman of the committee on economic and work force development for the American Association of State Colleges and Universities. The committee, composed of presidents and chancellors of AASCU member institutions, is one of six established by the association's board of directors to advance its work in the arena of public higher education.

Dr. Bardo and his wife, Deborah, have one son, Christopher.



CHIP SMITH

**Western Carolina University
Director of Athletics**

Western Carolina Chancellor Dr. John W. Bardo announced on August 23, 2004 the selection of Chip Smith as the Catamounts' Director of Athletics. Smith comes to Western after two years as athletics director at Morehead State University.

His first year on the job at Western was an eventful one as the Lady Catamount basketball team won the 2005 Southern Conference tournament championship. In the spring, Western hosted the 2005 SoCon Outdoor Track & Field Championships, which was lauded for its organization and atmosphere. In addition to overseeing the start of a new program (softball and the construction of the program's new stadium), Smith laid the foundation for the success of three sports, hiring head coaches for men's basketball, volleyball and soccer during 2005.

Smith additionally was director of athletics at Eastern Kentucky University, as well as holding positions in the athletics departments at Virginia Military Institute, UNC Charlotte and University of North Carolina.

"This opportunity to join Western Carolina University at such an important time in its history is an honor," Smith said. "I couldn't be more excited to be a part of the enthusiasm surrounding the university and Catamount athletics. Dr. Bardo is a dynamic leader who has energized the campus. I look forward to working with him and the entire campus community to continue the strides toward excellence in athletics and throughout the university."

A native of Greensboro who grew up in Siler City, Smith earned his bachelor's degree in education at North Carolina in 1978, where he played football for four years under legendary coach Bill Dooley. He earned his master's degree in athletics administration at North Carolina in 1989.

He began his career in athletics as a high school teacher and coach, first at Hickory High School and then at Garinger High School in Charlotte. He worked as ticket manager for the Durham Bulls baseball club before joining the Educational Foundation Inc., at North Carolina in 1983 as assistant to the executive director of the athletics fund-raising organization also known as the Rams Club.

Smith was a member of the athletics department administration at UNC Charlotte from 1984 through 1991, first as business and ticket manager, then as assistant athletic director for development. He joined the staff of Southern Conference member VMI in 1991 as assistant athletics director, advancing to associate athletics director. He joined the administration at Eastern Kentucky University in 1999, rising to the position of director of athletics in 2001. He has served as director of athletics at Morehead State since August 2002.

Smith is married to the former Gale Thompson, who swam collegiately at North Carolina. They have two children; daughter Chesley (21), who is a senior at UNC Greensboro, and a son, Cort (17), who is a junior at Smoky Mountain High School.



2008 CATAMOUNT BASEBALL

11-TIME SOUTHERN CONFERENCE REGULAR SEASON CHAMPION • 9-TIME SOUTHERN CONFERENCE TOURNAMENT CHAMPION
 11 NCAA APPEARANCES: 1985, 1986, 1987, 1988, 1989, 1992, 1993, 1994, 1997, 2003, 2007

WCU ATHLETICS DEPARTMENT



CHIP SMITH
Director of Athletics



FRED CANTLER
*Senior Associate AD/
 Internal Affairs*



DR. JENNIFER BROWN
*Assistant AD/
 Senior Woman Administrator*



ANNBRETT STRICKLAND
*Assistant AD/
 Corporate Sponsorships*



DANIEL HOOKER
*Assistant AD for
 Media Relations*



DENISE GIDEON
*Director of
 Media Relations*



MATT HARRIS
*Media Relations
 Assistant*



JAMES CRAMER
*Director of
 Athletic Promotions*



LAURA HUFF
*Director of
 Athletic Marketing*



TRACY LINVILLE
*Ticketing Manager /
 Marketing Assistant*



CHERYL PLEMMONS
*Administrative Assistant/
 Business Manager*



KIM JAMISON
*Athletic Department
 Secretary*



DR. GIBBS KNOTTS
*WCU Faculty-Athletics
 Representative*



JAMAAL MAYO
*Coordinator of Student-
 Athlete Support Services*



MIKE TAYLOR
*Head Equipment
 Manager*




VICTORIA RANDALL
*Asst. Equipment Manager/
 Grounds Technician*



KENNY PAULEY
*Grounds / Facilities
 Technician*



STEVEN HONBARGER
*Head Athletic
 Trainer - Football*



BRAD OHRT
*Head Strength &
 Conditioning*



STEVE WHITE
*Cats "W" Club
 Director*

WCU HEAD COACHES



BOBBY MORANDA
Baseball



LARRY HUNTER
Men's Basketball



KELLIE HARPER
Women's Basketball



KIM CHERRY
Cheerleading



DENNIS WAGNER
Football



GORHAM BRADLEY
Men's Golf



STEVE LOTT
Women's Golf



TAMMY DeCESARE
Women's Soccer



JAN STUBBS
Women's Tennis



STEPHANIE DRAGAN
Women's Volleyball



CHRISTINE HORNAK
Softball



DANNY WILLIAMSON
Cross Country / Track & Field

2008 CATAMOUNT BASEBALL

II-TIME SOUTHERN CONFERENCE REGULAR SEASON CHAMPION ♦ 9-TIME SOUTHERN CONFERENCE TOURNAMENT CHAMPION

II NCAA APPEARANCES: 1985, 1986, 1987, 1988, 1989, 1992, 1993, 1994, 1997, 2003, 2007

RONNIE G. CHILDRESS FIELD AT HENNON STADIUM

The 2008 season will mark the 31st season that the Western Carolina University baseball program has called Ronnie G. Childress Field its home. The facility was officially renamed Childress Field at Hennon Stadium in a dedication program on April 23, 1994.

The Catamounts moved approximately 200 yards to the east from Haywood Field early in the 1978 season and have won over 72 percent of their home games since then, with a 526-201 record in 30 seasons. Bill Haywood, head baseball coach from 1969 through 1981, and Mr. E.J. Whitmire, longtime supporter and benefactor from Franklin, were the driving forces behind the building of the facility.

Childress Field, built at an initial cost of \$125,000, was dedicated April 26, 1978, and named in honor of the late Ronnie G. Childress, an avid supporter of WCU athletics and a special friend of the baseball program. Childress, through his family's radio station (WRGC) in Sylva, N.C., pioneered broadcasts of WCU's baseball games. He died in May 1975 as the result of an electrical accident at the radio station. The James B. Childress family established the Ronnie Childress Memorial Fund Scholarships in 1975 and scholarships have been awarded annually to one or more WCU baseball player for the past 28 years.

The facility received a \$500,000-plus face lift over an eight-year time period, thanks in large part to the generosity of Mr. Lamar Hennon of Dalton, Ga., and has become a showplace of Southern Conference baseball. Permanent bleacher seating, grandstand chair-back seats, and the facility's first-ever press box were installed prior to and during the 1990 season. A modern scoreboard, concession stands, rest rooms, and a new infield were added prior to the 1991 season.

The growth of the facility continued as part of Western's new building projects. Lights and a new sound system were added to the ballpark in the Fall of 2002. Western played its first ever night game on March 25, upsetting 10th-ranked Clemson, who is led by former WCU head coach Jack Leggett. In the summer of 2003, Childress Field was completely refurbished with nearly \$500,000 worth of improvements, including new drainage and irrigation, a new burmuda playing surface, new infield dirt and a new warning track. A new clubhouse on the first-base side and stadium seating design are planned for the upcoming seasons (see inside cover for artist renderings).

The field's dimensions are 325 feet down each line, 375 feet to the right and left center power alleys and 390 feet to straight away center field. The "Purple Monster" in left field is 100 feet long and is divided into two 50-foot levels. The first and tallest level is 20 feet high and the second level is 14 feet tall.

WCU hosted the 1984 and 1986 Southern Conference Tournaments at Childress Field and has welcomed out-of-conference teams representing such schools as Clemson, Georgia, Tennessee, South Carolina and North Carolina State to the facility.

WESTERN AT CHILDRESS FIELD/HENNON STADIUM

SEASON	ALL GAMES	SOCON
1978	12-2	5-2
1979	7-5	3-3
1980	14-7	6-3
1981	10-4	5-3
1982	21-3	8-0
1983	18-7	4-2
1984	15-10	6-2
1985	16-9	6-2
1986	18-9	7-2
1987	16-4	7-2
1988	19-5	5-1
1989	13-9	6-3
1990	23-5	7-2
1991	17-10	6-3
1992	22-5	11-1
1993	16-6	8-1
1994	24-5	8-3
1995	17-10	8-4
1996	16-10	7-5
1997	22-4	11-2
1998	19-3	9-2
1999	19-7	7-5
2000	11-14	7-9
2001	18-6	11-4
2002	20-6	10-5
2003	25-3	13-2
2004	18-9	8-7
2005	19-9	11-4
2006	21-8	9-6
2007	20-7	10-2
Totals	526-201	229-92
	.724	.713



2008 CATAMOUNT BASEBALL


11-TIME SOUTHERN CONFERENCE REGULAR SEASON CHAMPION ♦ 9-TIME SOUTHERN CONFERENCE TOURNAMENT CHAMPION
11 NCAA APPEARANCES: 1985, 1986, 1987, 1988, 1989, 1992, 1993, 1994, 1997, 2003, 2007

WESTERN CAROLINA - FIRST CLASS FACILITIES




E. J. Whitmire Stadium / Bob Waters Field

Liston B. Ramsey Regional Activity Center



Ronnie G. Childress Field at Hennon Stadium



Catamount Softball Complex



**Catamount
Athletic Complex**



2008 CATAMOUNT BASEBALL

II-TIME SOUTHERN CONFERENCE REGULAR SEASON CHAMPION • 9-TIME SOUTHERN CONFERENCE TOURNAMENT CHAMPION

II NCAA APPEARANCES: 1985, 1986, 1987, 1988, 1989, 1992, 1993, 1994, 1997, 2003, 2007

THIS IS THE SOUTHERN CONFERENCE



The Southern Conference, which enters its 87th season of intercollegiate competition in 2007, has become known as one of the nation's leaders in emphasizing the development of the student-athlete and defining the league's role in helping to build lifelong leaders and role models.

The Southern Conference is the nation's fifth-oldest NCAA Division I collegiate athletic association. Only the Big Ten (1896), the Missouri Valley (1907), the Pacific 10 (1915) and the Southwestern Athletic (1920) conferences are older in terms of origination.

The Southern Conference has excelled as the premier Football Championship Subdivision conference since earning that classification in 1981. SoCon member Appalachian State has won the last three Football Championship Subdivision titles. The Conference currently consists of 11 members in four states throughout the Southeast and sponsors 19 varsity sports and championships that produce participants for NCAA Division I Championships.

Throughout its history, the Southern Conference has been an innovator in college athletics. The Southern Conference was the first "super conference" with its charter membership including the likes of Alabama, Auburn, and North Carolina. The SoCon, as it has come to be known by headline writers throughout the country, is the league that gave birth to the three-point shot in college basketball at Western Carolina University, and was the college home of such sporting greats as Arnold Palmer, Jerry West and Charlie "Choo Choo" Justice.

Academic excellence has been a major part of the Southern Conference's tradition. League athletes have been recognized countless times on Verizon/CoSIDA Academic All-America and district teams. A total of 19 Rhodes-Scholarship winners have been selected from the conference.

MEMBERSHIP HISTORY

The Southern Conference was formed on February 25, 1921 at a meeting in Atlanta, Ga. Fourteen institutions from the 30-member Southern Intercollegiate Athletic Association (SIAA) reorganized as the Southern Conference. Those charter members included Alabama, Auburn, Clemson, Georgia, Georgia Tech, Kentucky, Maryland, Mississippi State, North Carolina, North Carolina State, Tennessee, Virginia, Virginia Tech and Washington & Lee. Athletic competition began in the fall of 1921.

In 1922, six more schools - Florida, Louisiana State, Mississippi, South Carolina, Tulane and Vanderbilt - joined the fold. A year later, the University of the South joined the ranks. Virginia Military Institute became a member in 1925 and Duke University came into the fold in 1929. Since then, conference membership has experienced a series of membership changes with 42 institutions having been affiliated with the league. The league has undergone two major transitions during its history.

The first occurred in December 1932 when the Southeastern Conference was formed out of the 23-school Southern Conference. The league's 13 members west and south of the Appalachian Mountains reorganized to help reduce the extensive travel demands that were present in the league at the time. In 1936, the Southern Conference invited The Citadel, William & Mary, Davidson, Furman, Richmond and Wake Forest to join the membership.

The second major shift happened in 1953 when Clemson, Duke, Maryland, North Carolina, North Carolina State, South Carolina and Wake Forest officially withdrew from the league to form the Atlantic Coast Conference. This change was brought about due to the desire of many of those schools to schedule a greater number of regular season basketball games against their local rivals.

Today, the league continues to thrive with a 11-school membership that spans four Southeastern states. Current league members are Appalachian State, College of Charleston, The Citadel, Davidson, Elon, Furman, Georgia Southern, UNC Greensboro, Chattanooga, Western Carolina and Wofford. On July 1, 2008, Samford will officially join the league, bringing membership of the conference to 12.

CHAMPIONSHIPS HISTORY

The first Southern Conference Championship was the league basketball tournament held in Atlanta in 1922. The North Carolina Tar Heels won the tournament to become the first recognized league champion in any sport. The Southern Conference Tournament remains the oldest of its kind in college basketball.

The Southern Conference began sponsoring women's sports during the 1983-84 season. That year, volleyball, basketball and tennis championships were held in the league. Cross country joined the mix in 1985 and the league began holding indoor and outdoor track championships in 1988. Most recently, the conference instituted golf and softball championships in the spring of 1994 and added soccer in the fall of 1994.

The Southern Conference currently declares champions in 10 men's sports - football, soccer, cross country, basketball, indoor track and field, outdoor track and field, wrestling, baseball, tennis and golf - and nine women's sports - soccer, volleyball, cross country, basketball, indoor track and field, outdoor track and field, tennis, golf and softball.

Women's sports are relatively young in the league's history. In 1992-93, the Southern Conference celebrated its 10th Anniversary of women's athletics. Furman golfer Dottie Pepper was named the SoCon Women's Athlete-of-the-Decade in conjunction with that event. Appalachian State's Mary Jayne Harrelson won the NCAA Outdoor title at 1500 meters in 1999 and 2001. Most recently, Furman's Brandi Jackson won the NCAA Women's Golf East Regional in the spring of 2003.



JOHN IAMARINO
SoCon Commissioner

Commissioner:	John Iamarino
Senior Associate Commissioner:	Geoff Cabe
Assoc. Commissioner / Internal Affairs:	Sue Arakas
Asst. Commissioner / Media Relations:	Mike Ballweg
Director of Media Services:	Mandi Copeland
Assoc. Commissioner / Compliance:	Doug King
Public Relations Assistant:	Natalie Williams
Director of Championships:	Brandon Neff
Director of Marketing:	Mike Mitchell
Assistant to the Commissioner:	Laura Hayes
Assistant Director of Media Relations:	Jonathan Caskey
Media Relations Assistant:	Curt Cassell

The Southern Conference
702 N. Pine St.
Spartanburg, SC 29303
Phone: (864) 591-5100
Fax: (864) 591-3448

Web Site: www.SoConSports.com

Baseball Contact:
Mike Ballweg (mballweg@socon.org)

2008 CATAMOUNT BASEBALL

11-TIME SOUTHERN CONFERENCE REGULAR SEASON CHAMPION ♦ 9-TIME SOUTHERN CONFERENCE TOURNAMENT CHAMPION
11 NCAA APPEARANCES: 1985, 1986, 1987, 1988, 1989, 1992, 1993, 1994, 1997, 2003, 2007

2007

ANOTHER BANNER YEAR IN

Catamount Baseball



42 WINS



NCAA REGIONAL
RUNNER-UP

