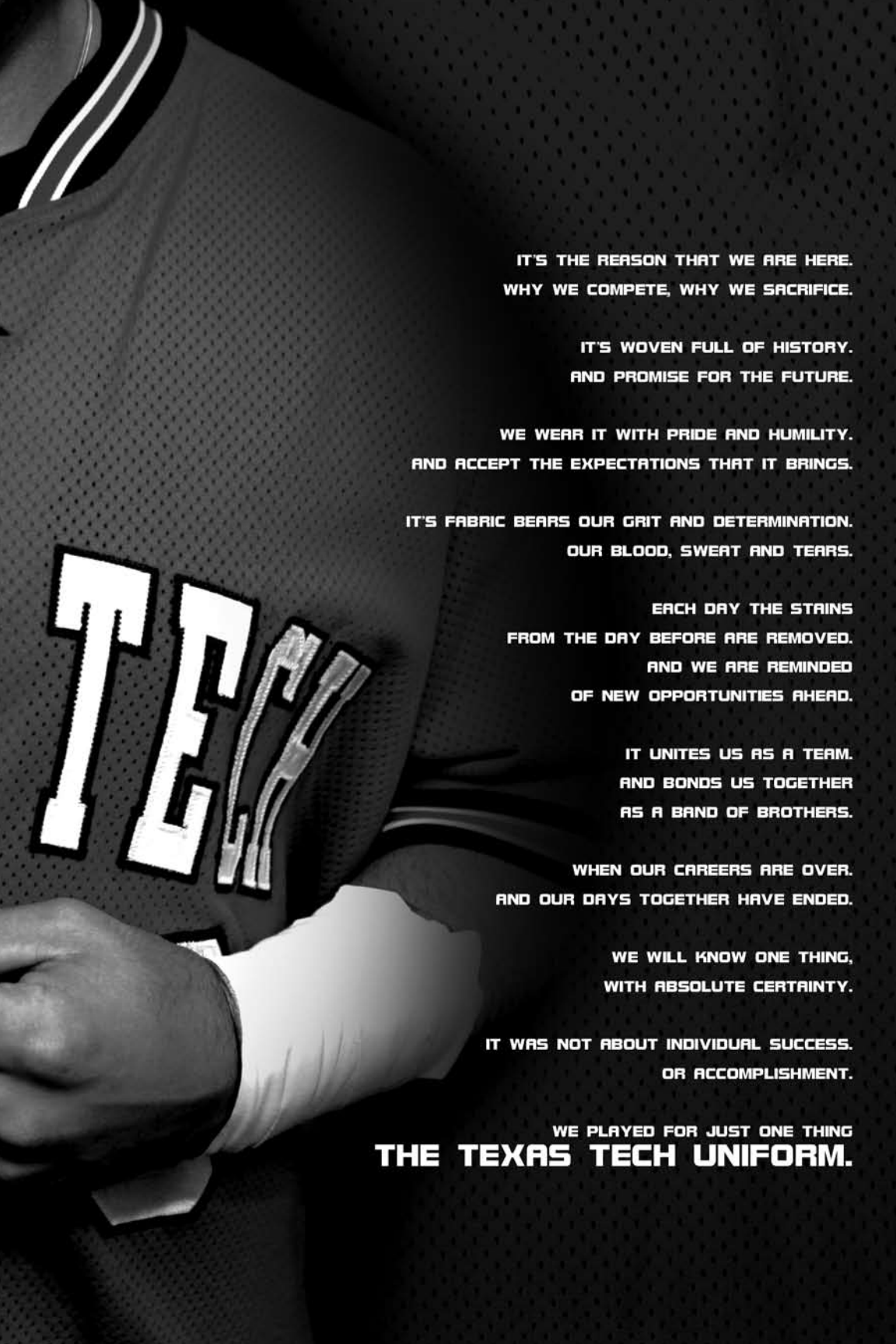


TEXAS TECH  
1



IT'S THE REASON THAT WE ARE HERE.  
WHY WE COMPETE, WHY WE SACRIFICE.

IT'S WOVEN FULL OF HISTORY.  
AND PROMISE FOR THE FUTURE.

WE WEAR IT WITH PRIDE AND HUMILITY.  
AND ACCEPT THE EXPECTATIONS THAT IT BRINGS.

IT'S FABRIC BEARS OUR GRIT AND DETERMINATION.  
OUR BLOOD, SWEAT AND TEARS.

EACH DAY THE STAINS  
FROM THE DAY BEFORE ARE REMOVED.  
AND WE ARE REMINDED  
OF NEW OPPORTUNITIES AHEAD.

IT UNITES US AS A TEAM.  
AND BONDS US TOGETHER  
AS A BAND OF BROTHERS.

WHEN OUR CAREERS ARE OVER.  
AND OUR DAYS TOGETHER HAVE ENDED.

WE WILL KNOW ONE THING,  
WITH ABSOLUTE CERTAINTY.

IT WAS NOT ABOUT INDIVIDUAL SUCCESS.  
OR ACCOMPLISHMENT.

WE PLAYED FOR JUST ONE THING  
**THE TEXAS TECH UNIFORM.**


# RED RAIDER TRADITION

Baseball is the third oldest sport on the Texas Tech campus surpassed only by football and men's basketball. Tech baseball's roots date back to 1925 when E.Y. Freeland skippered the first Red Raider squad and since then Tech has won four conference titles, had 31 All-Americans, 152 All-Conference selections, 19 Big Leaguers and 10 Academic All-Americans.


Despite Tech's great tradition on the diamond, the future looks bright for Texas Tech and the best is yet to come.




**E.Y. Freeland**  
Head Coach  
1925-27



**R. Higginbotham**  
Head Coach  
1928-29



**Beakie Feathers**  
Head Coach  
1954-60



**1,484** CAREER WINS BY HEAD COACH LARRY HAYS  
**152** ALL CONFERENCE SELECTIONS  
**84** MLB DRAFTEES  
**62** ALL BIG 12 PERFORMERS  
**31** ALL-AMERICANS

**19** BIG LEAGUERS  
**10** ACADEMIC ALL-AMERICANS  
**8** FIRST-TEAM ALL-AMERICANS  
**6** TEAM USA PARTICIPANTS  
**4** CONFERENCE TITLES



Larry Hays  
 Head Coach  
 1987-Present




Inaugural Big 12 Regular-Season Champions, 1997



Berl Huffman  
 Head Coach  
 1961-1967



Kal Segrist  
 Head Coach  
 1968-1983



Gary Ashby  
 Head Coach  
 1984-1986


# OUR PROUD PAST

You can't speak of sports and not speak of the past. For Texas Tech Baseball, the past holds great memories for Red Raider fans, former players and coaches and those memories will be catalysts for a young 2007 team that seeks a return to the "glory days". The tradition of Red Raider baseball includes conference titles, winning streaks and great games, of course. However, what makes Texas Tech Baseball truly unique are the many great young men who have dedicated their college careers to the Red & Black and become part of something greater than themselves.



## 33

Tech record for single-season home runs.  
**Joe Dillon (1997)**



## 356

Tech record for career strikeouts.  
**Monty Ward (1996-98)**



## 240

Tech record for career games played.  
**Clint Bryant (1993-96)**




## 34

Tech record for career wins.  
**Shane Wright (1997-99)**



## 30

Tech record for consecutive game hit streak. **Gera Alvarez (2002)**

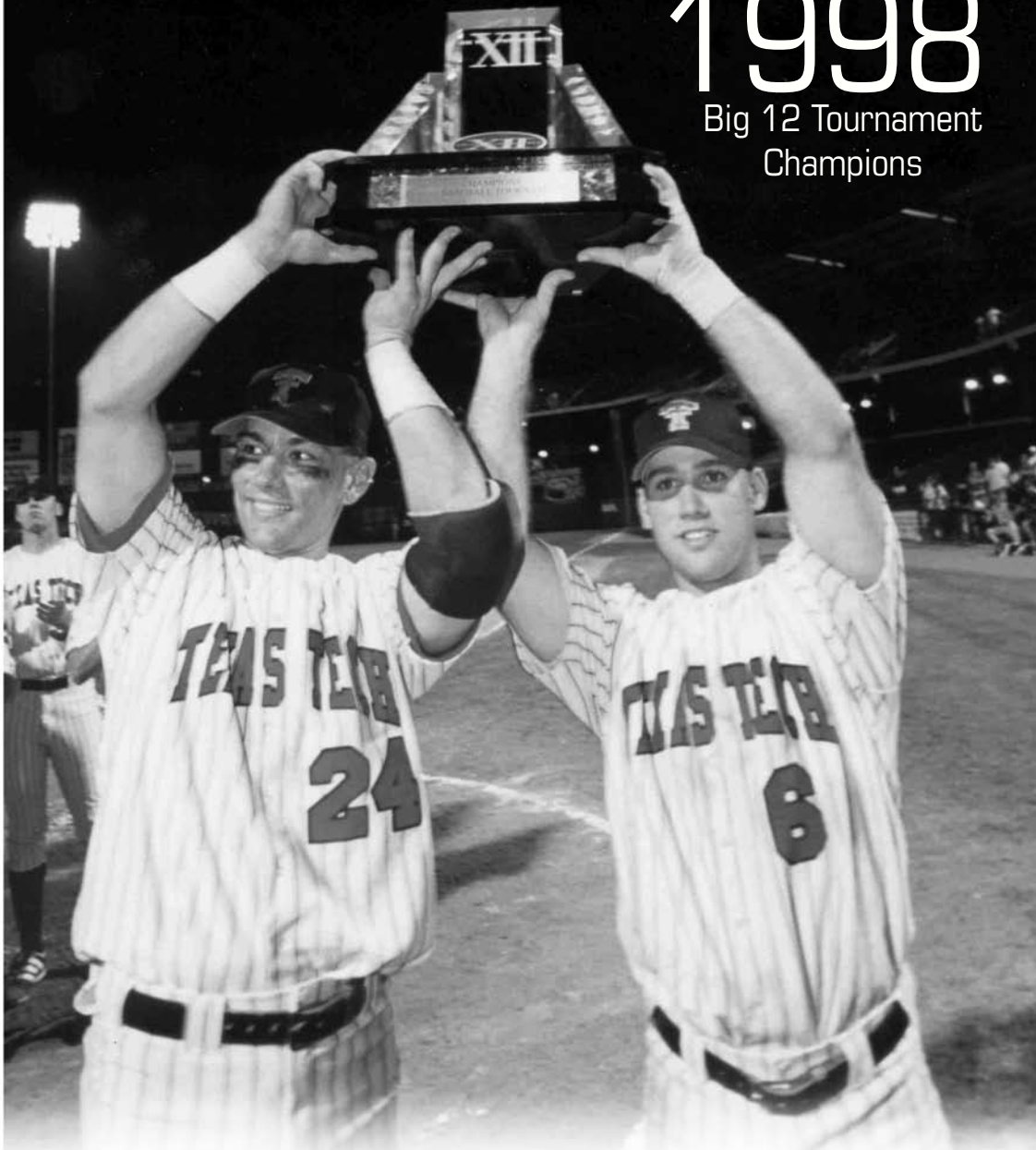


In the spring of 1995, Texas Tech Head Coach Larry Hays delivered the first regular-season conference baseball title in school history to the Tech faithful as his Red Raiders won the Southwest Conference. The baseball title gave Tech a clean sweep as the Red Raiders won conference titles in Football, Men's & Women's Basketball and Baseball.

1995 Southwest Conference Champions

# 1998

Big 12 Tournament  
Champions



Two Big 12 Titles



Five Conference  
Players of the Year



Third-Winningest  
Head Coach  
In NCAA History

# ALL-AMERICANS

## TEXAS TECH ALL-AMERICANS



Over the years, Texas Tech fans have been able to cheer on some of the top players in the collegiate ranks as 31 former players earned All-America status at some point during their career. Of those 31 players, eight were named to a First-Team All-American list including Clint Bryant, Josh Bard and Keith Ginter just to name a few.

### ALL-AMERICANS

Jerry Haggard (1969)  
Doug Ault (1971)  
Barry Hoffpauir (1971)  
Ruben Garcia (1971)  
Ron Mattson (1976)  
Gary Ashby (1977)  
Bobby Kohler (1980/1982)  
Jimmy Zachry (1963)  
John Grimes (1984)  
Mike Humphreys (1986)  
Mark Brandenburg (1991)  
Travis Driskill (1993)

Saul Bustos (1994)  
Brandon Welch (1994)  
Jason Totman (1995)  
Randy DuRoss (1995)  
Brandon Welch (1995)  
Dion Ruecker (1995)  
Matt Miller (1995)


Matt Kastelic  
1996



Cameron Blair  
Two-Time All-American  
2004-05



Keith Ginter  
1997



Jason Gooding  
1997

## CLINT BRYANT

Clint Bryant (1993-96) is the most decorated All-American in Texas Tech Baseball history as he is the only Red Raider to earn First-Team All-America honors in back-to-back seasons (1995 & 1996). He was named the Southwest Conference's Most Valuable Player in both 1995 and 1996 and was an All-SWC selection all four years. He is one of just two former players to have their jersey retired at Dan Law Field and remains the career leader in nine offensive categories including games played (240), home runs (44) and RBI (271).



Ryan Nye  
1994



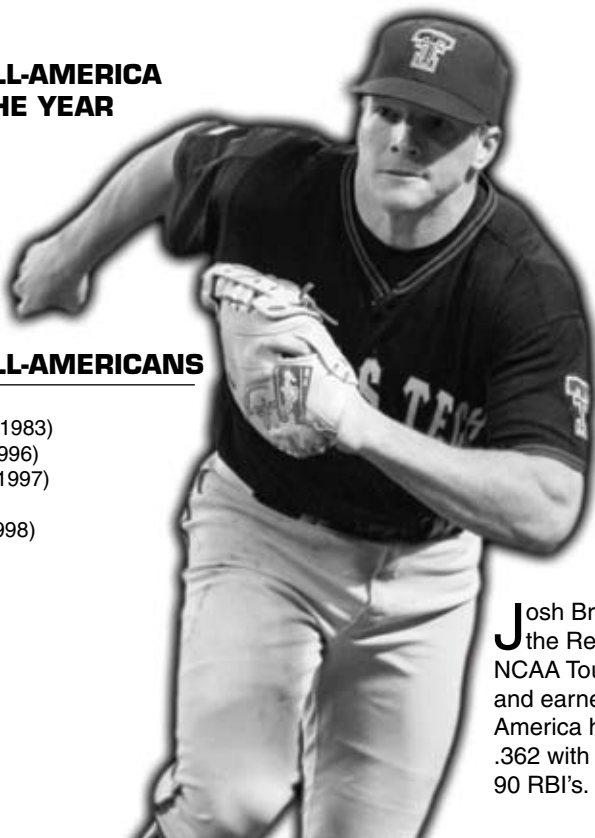
Shane Wright  
1998



Josh Bard  
1999

## ACADEMIC ALL-AMERICA PLAYER OF THE YEAR

Clint Bryant (1996)



## ACADEMIC ALL-AMERICANS

Bobby Lewis (1973)  
Gene Segrist (1981/1983)  
Clint Bryant (1995/1996)  
Jimmy Frush (1996/1997)  
Matt Miller (1996)  
Brandon Buckley (1998)  
Steve Rowe (2002)

Josh Brady helped lead the Red Raiders to the NCAA Tournament in 2004 and earned First-Team All-America honors after hitting .362 with 20 home runs and 90 RBI's.



# HEAD COACH LARRY HAYS

Texas Tech Head Coach Larry Hays begins his 22nd season, in 2008, as the skipper of the Red Raiders. Since taking over in 1987, Hays has turned one of the most disappointing baseball programs in the country into a perennial winner as the Red Raiders have been to nine NCAA Tournaments and claimed four conference titles under his watch.

Hays is the dean of Big 12 Coaches and has brought much needed stability to a program that had an overall losing record prior to his arrival on campus. The nation's third-winningest head coach has compiled 789 of his career 1,484 wins while at Texas Tech and has only had one losing season (his first year in 1987).

The 2008 season will be another special milestone in his career and he is poised to become just the third coach in NCAA history to win 1,500 games.

## WINNINGEST ACTIVE NCAA DIVISION I COACHES By Victories

Rk.	Coach, Team	Yrs.	Wins
1.	Augie Garrido, Texas	40	1,629
2.	Gene Stephenson, Wichita State	31	1,605
3.	<b>LARRY HAYS, TEXAS TECH</b>	<b>37</b>	<b>1,484</b>



# 1,484



## HAYS BY THE NUMBERS



**789**

Career Wins As Tech Head Coach  
Winningest In School History



**22**

Years As Tech Head Coach  
Longest Tenured In School History



**14**

All-Americans Under His Watch  
Most In School History



**6**

USA Baseball Team Selections  
Most In School History

# A NEW ERA BEGINS...

The long awaited guessing game finally came to an end on July 2, 2007 as Texas Tech Head Coach Larry Hays unveiled his new coaching staff. Dan Spencer was named Associate Head Coach and will be in charge of pitchers and catchers while Trent Petire was named Assistant Coach and will be in charge of the infield.

Texas Tech had the college baseball world talking with the hiring of Spencer who came to the Red Raiders just days after helping the Oregon State Beavers win their second consecutive national championship in Omaha. Spencer was named the 2007 Pitching Coach of the Year by Collegiate Baseball Magazine and is widely considered one of the top coaches in America.



## FIRST GUNS UP!

After the conclusion of the press conference, Spencer and Petrie do their first official "Guns Up" as new named coaches to the Texas Tech Baseball staff.



## MEDIA BUZZ

The prospective hiring of both Dan Spencer and Trent Petrie captivated the Lubbock media for nearly two weeks prior to the official announcement of their arrival on campus. The prospective hiring generated quite a buzz across both the local and Big 12 baseball community and led to KKAM 1340 carrying the press conference in its entirety.

## THE NEW STAFF

Trent Petrie (L), Dan Spencer (C) and Larry Hays (R) will lead the Red Raiders during the 2008 season. Hays begins his 22nd season with the Red Raiders while Spencer and Petrie kick off their inaugural campaigns at Dan Law Field.



# AWESOME FANS

Texas Tech fans love college baseball and it is evident every time the Red Raiders hit the turf at Dan Law Field. Red Raider fans turn out in droves each season and they help make Dan Law Field one of the most intimidating atmospheres in the Big 12.



## AWESOME ATMOSPHERE

Texas Tech fans make Dan Law Field a true homefield advantage. The fans in Section B are some of Texas Tech's biggest fans.





### **THE TECH HECKLERS**

Arguably one of the most famous fan groups in all of college baseball, the Tech Hecklers are major supporters of Red Raider baseball both in the stands and financially. The Hecklers contribute thousands of dollars each year to help make Red Raider Baseball one of the finest programs in the country.



# BASEBALL TIME IN WEST TEXAS


Spring just wouldn't be the same in West Texas without the sights, sounds and smells of Red Raider Baseball. Red Raider fans annually turn out in droves to Dan Law Field and make Texas Tech one of the top producing programs in the country in home attendance each season.



## NATIONAL ATTENDANCE RANKINGS


Year	Total	Rank
1996.....	72,007 .....	13th
1997.....	65,803 .....	10th
1998.....	126,434 .....	3rd
1999.....	130,233 .....	6th
2000.....	103,251 .....	6th
2001.....	75,342 .....	20th
2002.....	94,599 .....	14th
2003.....	97,810 .....	15th
2004.....	98,934 .....	T-19th
2005.....	73,236 .....	24th
2006.....	80,786 .....	21st





### **TEXAS TECH ON TELEVISION**

The Texas Tech Television Network broadcasts several games each year to its affiliates across West Texas.





# RED RAIDERS IN THE BIG LEAGUES



Since Larry Hays' arrival on the Texas Tech campus back in 1987, a total of 17 of his former players have gone on to play in Major League Baseball. Although 17 is not a major number compared to other college baseball programs, it is significant in the fact that Tech had only two players move on to the Big Leagues in the 37 years prior to his arrival.


Within the last two years, Texas Tech has had four former players make their Major League Debuts in Joe Dillon (Florida Marlins, 2005), Chris Sampson (Houston Astros, 2006), Jeff Karstens (New York Yankees, 2006) and most recently Dallas Braden (Oakland A's, 2007).

Joe Dillon



## **DONALD HARRIS (TEXAS RANGERS)**


Donald Harris remains the only Red Raider to be drafted in the first-round of the MLB Draft as he was taken by the Texas Rangers as the fourth overall pick back in 1998. He played three seasons with the Rangers between 1991-93.



## **JOSH BARD (SAN DIEGO PADRES)**

A 1999 First Team All-American, Josh Bard has gone on to a successful career in Major League Baseball as he is currently the catcher for the San Diego Padres. After being drafted in the third round by the Colorado Rockies in 1999, he has played in the "show" for Cleveland, Boston and now San Diego.





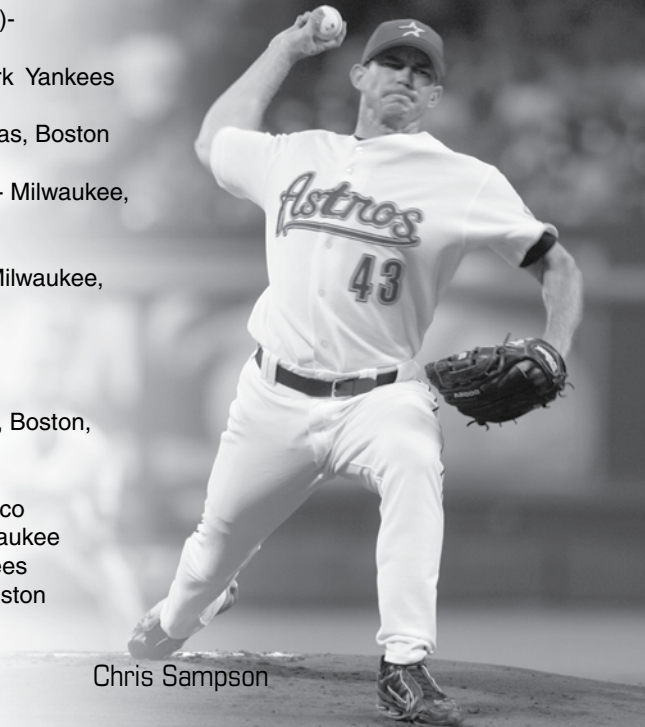
**JEFF KARSTENS  
(NEW YORK YANKEES)**

Karstens was drafted in the 19th-round by New York in 2003 and made his MLB Debut with the Yankees on August, 22, 2006 against the Seattle Mariners.



**RED RAIDERS IN MAJOR LEAGUE BASEBALL**

- Chuck Harrison (1965-67/1969/1971)-
- Doug Ault (1976-78, 80)- Texas
- Mike Humphreys (1991-93)- New York Yankees
- Donald Harris (1991-93)- Texas
- Mark Brandenburg (1995-1998)- Texas, Boston
- Ryan Nye (1997-00)- Philadelphia
- Travis Smith (1998/2002/2004/2006)- Milwaukee, St. Louis, Atlanta
- Matt Miller (2001-02)-Detroit
- Keith Ginter (2000-2006)-Houston, Milwaukee, Oakland
- Stubby Clapp (2001)-St. Louis
- Brandon Kolb (2001)-Milwaukee
- Travis Driskill (2002-04)-Baltimore
- Josh Bard (2002-present)-Cleveland, Boston, San Diego
- Steve Watkins (2004-05)-San Diego
- Trey Lunsford (2002-03)-San Francisco
- Joe Dillon (2005,2007)-Florida, Milwaukee
- Jeff Karstens (2006)-New York Yankees
- Chris Sampson (2006-Present)- Houston
- Dallas Braden (2007)-Oakland



# IT'S GREAT TO BE A RED RAIDER



One thing is for certain...It's Great To Be A Red Raider! Texas Tech graduates are known for their hard work and determination and the Red Raider presence can be felt all across the globe. Tech grads have gone on to make careers in sports, theater, music, entertainment, business, science, technology and in countless other fields of work. A degree from Texas Tech means open doors to a future full of countless possibility.

## **RICK HUSBAND - IN MEMORY (SHUTTLE COMMANDER - COLUMBIA)**

Rick Husband was the Shuttle Commander of Columbia that was tragically lost on Feb. 1, 2003. Rick's dedication to science and his love of Texas Tech University will never be forgotten.



## **Leaders of Business and Industry**

**E. RICHARD BROOKS** – President, Chair and CEO, Central and South West Corporation  
**JERRY MORGENSEN** – President and CEO, Hensel Phelps Corporation  
**W.I. PITTMAN** – Vice-President for Marketing Business Process, Xerox Corporation  
**JERRY RAWLS** – President and CEO, Finisar  
**EDWARD WHITACRE, JR.** – Retired Chair and CEO, AT&T Communications

## **Outstanding Artists**

**TERRY COOK** – Sings with the Metropolitan Opera  
**DENNIS COPELAND** – Two-time Pulitzer Prize winning photographer  
**GEORGE EADS** – CSI star; recently named one of People Magazine's Top-50 Eligible Bachelors in America  
**BRUCE FORD** – Starred as Othello in London  
**DAVID GASCHEN** – Cast as the lead in Phantom of the Opera on Broadway  
**MARY JANE JOHNSON** – Opera star  
**SCOTT PELLEY** – national news anchor and correspondent, CBS News and 60 Minutes

## **Outstanding Scientists**


**BERNARD HARRIS** – NASA astronaut and first African-American to walk in space  
**MAJOR RICHARD HUSBAND** – NASA astronaut  
**MAJOR RICHARD LOCKHART** – NASA astronaut

## **Outstanding Athletes**

**DONNY ANDERSON** – Two-time All-American; member College Football Hall of Fame  
**E.J. HOULB** – First player to start on offense and defense in a Super Bowl; College Football Hall of Fame  
**JONATHAN JOHNSON** – 2004 Olympian in the 800M  
**DAVE PARKS** – Consensus All-American; top overall pick in the 1965 NFL Draft  
**SHERYL SWOOPES** – Led Texas Tech to 1993 NCAA Women's Basketball National Championship; WNBA Player of the Year several times  
**ZACH THOMAS** – All-Pro linebacker with Miami  
**WES WELKER** – NCAA record holder in punt returns, return yards and returns for touchdowns; currently with the New England Patriots

**CHRIS SAMPSON  
(HOUSTON ASTROS)**


Chris Sampson took time to pose with Texas Tech Head Football Coach Mike Leach just prior to a game on Sept. 12, 2007. Coach Leach threw out there ceremonial first pitch while former Red Raider Chris Sampson (now a starting pitcher for Houston) provided the catching duties



Sheryl Swoopes  
Houston Comets



Scott Pelley  
CBS' 60 Minutes



George Eads  
CBS' Crime Scene Investigation

Pat Green  
Two-Time Grammy Award Nominee



# GREAT MOMENTS...



**BOB  
KNIGHT**



**NCAA MEN'S  
ALL-TIME CAREER  
VICTORY LEADER  
880**



## **2005 BIG 12 CHAMPIONS TRACK & FIELD**

It what has to be one of the biggest turnarounds in Track & Field history, Head Coach Wes Kittley led the Red Raiders to the 2005 Big 12 Conference Track & Field Championship.






### **2004 HOLIDAY BOWL CHAMPIONS**

Texas Tech defeated fourth-ranked and heavily favored California 45-31.



### **2006 INSIGHT BOWL CHAMPIONS**

Texas Tech capped off the greatest comeback in NCAA bowl history as the Red Raiders rallied from a 31-point deficit in the second half to defeat Minnesota 44-41 in overtime.



### **1993 NCAA CHAMPIONS WOMEN'S BASKETBALL**

Sheryl Swoopes, 1993 National Player of the Year, and Marsha Sharp (Member of the Women's Basketball Hall of Fame) led the Lady Raiders to the first and only NCAA Championship in a team sport. Texas Tech defeated Ohio State 84-82 to claim the title in Atlanta, Ga.

# DAN LAW FIELD HOME OF THE RED RAIDERS



## PRO-STYLE CLUBHOUSE

In the spring of 2003, Texas Tech opened a state-of-the-art clubhouse for Red Raider Baseball. The clubhouse is arguably one of the best in the country and houses the locker room, training room, equipment room, offices and indoor hitting cages.



## ONE OF THE BEST

Dan Law Field was ranked by *Sports Illustrated On Campus* as one of the top three places in the nation to watch a college baseball game.



### **FIELDTURF COMES TO DAN LAW FIELD**

In the fall of 2007, Texas Tech made its latest upgrade to Dan Law Field as the university installed FieldTurf across the entire playing surface (both infield and outfield). The FieldTurf surface is engineered specifically for baseball and Texas Tech will be the only school in the Big 12 to have both its infield and outfield covered with the product. The entire installation came at a price tag of over one million dollars.



### **RAIDERVISION**

In 2004, Texas Tech unveiled RaiderVision at Dan Law Field as the school added a new scoreboard/videoboard to help enhance the gameday atmosphere.



# TEAM USA PLAYING FOR COUNTRY



## AMERICA'S TEAM

One of the greatest achievements a college player can have is playing for Team USA. Texas Tech has had five players earn spots on the national team along with Head Coach Larry Hays.



## SILVER IN RIO

Junior outfielder Roger Kieschnick helped lead Team USA to the silver medal at the 2007 Pan American Games in Rio De Janeiro



## THREE RED RAIDERS JOIN TEAM USA IN 1997

Texas Tech Head Coach Larry Hays, right-hander Monty Ward and catcher Josh Bard were part of Team USA in 1997.





ACCOMPLISHED IN A  
**TEXAS TECH**  
**UNIFORM**

**1,484** CAREER WINS BY  
HEAD COACH LARRY HAYS

**152** ALL CONFERENCE  
SELECTIONS

**84** MLB DRAFTEES

**62** ALL BIG 12 PERFORMERS

**31** ALL-AMERICANS

**19** BIG LEAGUERS

**10** ACADEMIC ALL-AMERICANS

**8** FIRST-TEAM ALL-AMERICANS

**6** TEAM USA PARTICIPANTS

**4** CONFERENCE TITLES



# MEDIA INFORMATION

## TABLE OF CONTENTS



### SECTION ONE: MEDIA INFORMATION

Media Information .....	26-27
Texas Tech Sports Network .....	28
Dan Law Field .....	29
Directory/Hotels/Restaurants .....	30
Brooks Wallace Award .....	31
Big 12 Conference .....	32
2008 Schedule .....	33
Rosters .....	34
Radio/TV Roster .....	35



### SECTION TWO: THE RED RAIDERS

Ashby/Baker Cloud .....	38-43
Gonzalez/Hall/Janca .....	44-49
Kenworthy/Kieschnick/Large .....	50-55
Lemen/Leverton/Morgan .....	56-61
Ramos/Richburg/Rueda .....	62-67
Seefeld/Thennis .....	68-71
Newcomers .....	72-79
2009 Signing Class .....	76-78
2008 Summer Camp .....	79



### SECTION THREE: THE STAFF

Head Coach Larry Hays .....	84-88
Hays' 1,400th Win .....	89
Dan Spencer .....	90
Trent Petrie .....	91
Daren Hays .....	92
Support Staff .....	93-95
www.texastech.com .....	96



### SECTION FOUR: 2008 OPPONENTS

N. Illinois/UNM/Houston/Tennessee .....	98
Rice/C. Arkansas/Illinois/TAMU-CC .....	99
Riverside/UNLV/NMST/DBU .....	100
Tournament Information .....	101-102
Media Relations Contacts .....	102
Big 12 Opponents .....	103-111
All-Time Series Results .....	112
All-Time Big 12 Results .....	113-117
All Other Results .....	118-127



### SECTION FIVE: 2007 REVIEW

Season Review .....	130-131
Final Seasons Statistics .....	132
Game Recaps .....	133-138
Game-By-Game Results .....	139
Final Big 12 Statistics .....	140
Big 12 Season Review .....	141
Big 12 Superlatives .....	142



### SECTION SIX: THE RECORD BOOK

Head Coaches/Awards .....	144-146
MLB Draft/The Records .....	147-158
Statistics By Years .....	159-165
NCAA Records .....	166-167
All-Time Letterwinners .....	168-171
Year-By-Year Results .....	172-188
Historical Timeline .....	189-190
No Hitters/Hit-For-Cycle .....	191-192
Hall of Honor/Retired Jerseys .....	193-194



### SECTION SEVEN: ADMINISTRATION

Chancellor Kent Hance .....	196
President Jon S. Whitmore .....	196
Athletics Director Gerald Myers .....	197
Texas Tech Board of Regents .....	197
Athletics Administration .....	198
Head Coaches .....	198
NCAA Compliance .....	199
Red Raider Club .....	200-201

### MISSION STATEMENT

The mission of the Texas Tech Department of Intercollegiate Athletics is to provide programs that develop the character and integrity of student-athletes in their academic, athletic and personal quest for excellence. To be consistent with the principles of Texas Tech University, the department embraces the opportunities to enhance student-athlete welfare and promote diversity within student-athletes and staff with fair and equitable treatment for all. The Department of Intercollegiate Athletics will operate with fiscal responsibility and compliance under the rules, policies and procedures of Texas Tech University, the Big 12 Conference and the NCAA.



For Tickets Call: (806) 742-TECH  
or purchase online at [www.texastech.com](http://www.texastech.com)



# MEDIA INFORMATION



## TEXAS TECH ATHLETIC MEDIA RELATIONS



Chris Cook

Assistant A.D./AMR  
chris.cook@ttu.edu  
Office: (806) 742-2770  
Cell: (806) 787-5648



Blayne Beal

Associate Director  
blayne.beal@ttu.edu  
Office: (806) 742-2770  
Cell: (806) 790-7924



Randy Farley

Associate Director  
randy.farley@ttu.edu  
Office: (806) 742-2770  
Cell: (806) 789-3428




Tammi Hoffman

Associate Director  
tammi.hoffman@ttu.edu  
Office: (806) 742-2770  
Cell: (806) 787-5662



Darrin Bates

Assistant  
darrin.bates@ttu.edu  
Office: (806) 742-2770  
Cell: (806) 252-4653



Brandon Ireton

Graduate Assistant  
brandon.ireton@ttu.edu  
Office: (806) 742-2770  
Cell: (325) 998-0753



Sheila Tucker

Administrative Asst.  
sheila.tucker@ttu.edu  
Office: (806) 742-2770  
Home: (806) 842-3203

Mailing Address: Box 43021 • Lubbock, TX 79409

Shipping Address: 6th and Boston Ave. • Lubbock, TX 79409

Fax: (806) 742-1970

### MEDIA CREDENTIALS

Media members wishing to cover the Texas Tech baseball team at Dan Law Field during the 2008 season must be issued a working credential from the Texas Tech Athletic Media Relations Office.

- All requests for both media and photo credentials must be made in writing at least two days in advance to Blayne Beal, Associate Director of Athletic Media Relations. (Fax: (806) 742-1970; email: [blayne.beal@ttu.edu](mailto:blayne.beal@ttu.edu))

- Requests are honored from sports editors of daily and weekly newspapers, editors of sports periodicals, and sports directory of radio and television stations who broadcast regularly scheduled daily sports reports and talk shows.

- Credentials can be picked up in the Athletic Media Relations Office (South End of Jones AT&T Stadium) or at will call which is located at the main entrance to Dan Law Field.

### PRESS BOX SERVICES

A complete NCAA boxscore, play-by-play and pertinent game facts will be distributed to members of the working media after the game.

- Press packets are provided prior to first pitch or can be obtained earlier upon request.
- A pre-game meal is served in the press box approximately 1 1/2 hours prior to game time.

### MEDIA PARKING

A limited number of spaces are reserved in the main Dan Law Field parking lot for members of the media who are covering Texas Tech Baseball. Season parking passes will be issued prior to the start of the season and game-by-game passes will be distributed based up availability. Please contact Blayne Beal in the Texas Tech Media Relations Office to request media parking.

### PHOTOGRAPHERS

Credentials for sideline photographers will be issued to working press on the basis of circulation with priority granted to agencies covering the participating schools on a regular basis. Texas Tech adheres to NCAA photography policies. Photographers are permitted on the baseball field but must remain within the marked areas behind the plate.

### TELEPHONES

A limited number of courtesy telephone lines are available at Dan Law Field on a first-come, first-served basis. Notify Blayne Beal that you will need use of a phone. Those members that require a dedicated phone line should contact Judy Hunter at Communication Services (806-742-2000).

### RADIO BOOTHS

Dan Law Field is equipped with two radio booths - one for Texas Tech and one for the visiting team. ISDN lines are available in each booth as well as a dedicated phone line. For information on the ISDN and phone lines, please contact Blayne Beal in the media relations office.

### HEAD COACH INTERVIEWS

Head coach Larry Hays can be reached during business hours by calling his office. The best time to reach him is in the mornings. After noon, he can be reached at Dan Law Field at (806) 742-0340.

### PLAYER INTERVIEWS

Players and coaches are available for interviews every day prior to the start of practice. Practice normally gets underway at 2:15 p.m. on Mondays, Tuesdays and Thursdays with the exception of gamedays and travel days. Interviews will begin outside of the Texas Tech dugout at 1:45 p.m. and players and coaches will be available up until the time batting practice begins. The team will usually NOT practice on Wednesday, therefore, if a media member wishes to do something special and more time consuming, Wednesday, or the scheduled day-off during the week, is an ideal day for this. Contact Blayne Beal in the media relations office to set up a phone interview or a special request with a player.

### PRACTICE

All practices are open to the media and the public. Practices will normally begin at 2:15 p.m. and end around 5:00 p.m. during the week. The normally scheduled "off day" is Wednesday.

### LIVE TELEVISION

Television stations are welcome to conduct live interviews from Dan Law Field and the stadium can easily accommodate network game coverage. Live interviews will be conducted outside the fence overlooking right field and television trucks can be parked in that area. Please notify SID Blayne Beal at least 24 hours in advance at (806) 742-2770 for live television setup.

### POSTGAME INTERVIEWS

The Texas Tech clubhouse is closed to the media. Texas Tech players and coaches will be made available in front of the Texas Tech dugout following a brief cooling off period.

### CREDITS

The 2008 Texas Tech Baseball Media & Recruiting Guide is a publication of the Texas Tech Athletic Media Relations Office, Texas Tech University.

### Written And Designed By:

The guide was written and designed by Blayne Beal, Associate Media Relations Director.

### Cover Design:

The cover was designed by Blayne Beal of the Texas Tech Athletic Media Relations Office and Thomas Knapp of JoCo Concepts, Austin, Texas.

### Editorial Assistance:

Chris Cook, Matt Dowdy, Wes Skipwith, Felicia Martin, Sheila Tucker, Kristin Goss and Tammi Hoffman

### Big 12 Media Relations:

Carmen Branch

### Photography:

L. Scott Mann  
Michael Strong  
Norvelle Kennedy  
Rich Abel  
USA Baseball  
Major League Baseball

### Printed By:

PrinTech, Lubbock, Texas





# MEDIA INFORMATION

## MEDIA OUTLETS

### PRINT MEDIA

#### Lubbock Avalanche-Journal

Phone..... (806) 766-2166  
710 Ave. J..... Fax: (806) 766-2180  
Lubbock, TX 79408  
George Watson (Beat); Don Williams  
(Columnist) Editor: Patrick Gonzales  
Email ..... gwatson@lubbockonline.com  
Homepage ..... www.lubbockonline.com

#### Associated Press (Lubbock Bureau)

Phone..... (806) 765-0394  
Box 491..... Fax: (806) 744-9603  
Lubbock, TX 79408  
Betsy Blaney (Lubbock Bureau)  
Email ..... bblaney@ap.org

#### Associated Press (Dallas Bureau)

Phone..... (972) 991-2100  
4851 LBJ #300..... Fax: (972) 991-7207  
Dallas, TX 75244-6017  
Jamie Aron (Texas Baseball Beat)  
Email ..... jaron@ap.org

#### Daily Toreador

Phone..... (806) 742-2939  
Journalism Bldg..... Fax: (806) 742-2434  
Lubbock, TX 79409  
Contact: Ben Maki  
Email ..... benjamin.maki@ttu.edu

#### Amarillo Globe-News

Phone..... (806) 376-4488  
Box 2091..... Fax: (806) 376-0810  
Amarillo, TX 79166  
Contact: Lance Lahnert  
Email ..... lance.lahnert@amarillo.com

#### Midland Reporter-Telegram

Phone..... (432) 682-5311  
Box 1650..... Fax: (432) 570-7650  
Midland, TX 79701  
Contact: Oscar LeRoy  
Email ..... oscar@mrt.com

#### Odessa American

Phone..... (432) 337-4661  
Box 2952..... Fax: (432) 333-7742  
Odessa, TX 79760  
Contact: Chris Gove

#### Austin American-Statesman

Phone..... (512) 445-3600  
Box 670..... Fax: (512) 445-3868  
Austin, TX 78767  
Contact: Randy Riggs  
Email ..... rriggs@statesman.com

#### Dallas Morning News

Phone..... (806) 773-5556  
5211 47th St..... Fax: (806) 799-2086  
Lubbock, TX 79414  
Contact: Brandon George (Beat)  
Email ..... bgeorge@dallasnews.com  
Homepage ..... www.dallasnews.com

#### Fort Worth Star-Telegram

Phone..... (817) 390-7760  
400 W. 7th Street..... Fax: (817) 390-7210  
Ft. Worth, TX 77002  
Contact: Dwain Price (Tech Beat)  
Email ..... dprice@star-telegram.com  
Homepage ..... www.fwf.com

#### San Antonio Express-News

Phone..... (210) 225-7411  
P.O. Box 2171..... Fax: (210) 351-7230  
San Antonio, TX 78297  
Contact: Tim Griffin  
Email ..... wgriffin@express-news.net  
Homepage ..... www.express-news.com

#### Houston Chronicle

Phone..... (713) 220-7891  
801 Texas Ave..... Fax: (713) 220-7866  
Houston, TX 77002  
Contact: Brian McTaggart  
Email ..... brian.mctaggart@chron.com  
Homepage ..... www.chron.com

#### Red Raider Sports Magazine

Phone..... (806) 885-2956  
7906 Indiana..... Fax: N/A  
Lubbock, TX 79423  
Contact: Chris Level  
Email ..... level@redraidersports.com

#### RKAD

#### KKAM-1340 AM (TECH FLAGSHIP)

Phone..... (806) 798-7078  
4413 82nd St..... Fax: (806) 798-7052  
Lubbock, TX 79424  
Contact: Mark Finkner  
Email ..... markfinkner@hotmail.com

#### FOX 950 AM

Phone..... (806) 745-3434  
9800 Univ. Ave..... Fax: (806) 748-9387  
Lubbock, TX 79423  
Contact: Jim Douglass

#### Texas Tech Sports Network

Phone..... (806) 742-1195  
Box 43021..... Fax: (806) 742-1192  
Lubbock, TX 79409  
Contact: Kirstie Sherman

#### TELEVISION

#### KCBD-TV - NBC Affiliate

Phone..... (806) 761-4271  
5600 Ave. A..... Fax: (806) 749-111  
Lubbock, TX 79404  
Contact: Pete Christy (Sports Director)  
Ray Sharma, Colin McElroy (Reporters)  
Email ..... pchristy@kcbd.com

#### KLBK-TV - CBS Affiliate

Phone..... (806) 745-2345  
7403 S. University..... Fax: (806) 748-2250  
Lubbock, TX 79423  
Contact: Rhett Kleinschmidt (Director)  
Hillary Gainer (Reporter)  
Email ..... dcollier@klbk.com

#### KAMC-TV - ABC Affiliate

Phone..... (806) 745-2345  
7403 S. University..... Fax: (806) 748-2250  
Lubbock, TX 79423  
Contact: David Collier (Sports Director)  
Brandon Rawe (Reporter)  
Email ..... TBA

#### KJTV-34 - Fox Affiliate

Phone..... (806) 748-9384  
9800 University Ave. Fax: (806) 748-9387  
Lubbock 79423  
Contact: Drew Dougherty  
Jarrod Edwards (Reporter)  
Email ..... adougherty@fox34news.com

#### KVII-TV - ABC Affiliate - Amarillo

Phone..... (806) 373-1787  
One Broadcast Ctr... Fax: (806) 371-7329  
Amarillo, TX 79101  
Contact: Lee Baker  
Email ..... lbaker@kviit.com

#### KAMR-TV - NBC Affiliate - Amarillo

Phone..... (806) 383-3321  
P.O. Box 751..... Fax: (806) 381-0912  
Amarillo, TX 79189  
Contact: Chad Davis  
Email ..... chad.davis@kamr.com

#### KFDA-TV - CBS Affiliate - Amarillo

Phone..... (806) 383-1010  
P.O. Box 10..... Fax: (806) 381-9859  
Amarillo, TX 79105  
Contact: Tiffany Saunders  
Email ..... sports10@newschannel10.com

#### KMID-TV - ABC Affiliate - Midland

Phone..... (432) 563-2222  
P.O. Box 60230..... Fax: (432) 560-2267  
Midland, TX 79711  
Contact: Justin Wallace  
Email ..... news@big2.com

#### KWES-TV - NBC Affiliate - Midland

Phone..... (432) 567-9999  
P.O. Box 60150..... Fax: (432) 567-9994  
Midland, TX 79711-0150  
Contact: Scott Shields  
Email ..... sshields@kwes.com

#### NATIONAL AFFILIATIONS

##### FSN Southwest

Phone..... (972) 868-1800  
Fax: (972) 868-1678  
100 E. Royal Lane Ste. 200  
Irving, TX 75038  
Contact: Ramon Alvarez

##### Baseball America

Phone..... (919) 682-9635  
P.O. Box 2089..... Fax: (919) 682-2880  
Durham, NC 27702  
Contact: Aaron Fitt  
Email ..... aaronfitt@baseballamerica.com  
Homepage ..... www.baseballamerica.com

##### Collegiate Baseball

Phone..... (520) 623-4530  
P.O. Box 50566..... Fax: (520) 624-5501  
Tucson, AZ 85703  
Contact: Lou Pavlovich  
Email ..... lou@baseballnews.com  
Homepage ..... www.collegiatebaseball.com

##### USA Today/Baseball Weekly

Phone..... (305) 604-3211/672-0078  
P.O. Box 39236  
Miami Beach, FL. 33239  
Contact: Craig Bennett  
Email ..... cbennett@usatoday.com  
Homepage ..... www.usatoday.com

##### National Collegiate Baseball Writers

Phone..... (614) 688-0343  
Ohio State University  
Room 124 St. John Arena  
Columbus, OH 43210  
Contact: Shamus McKnight  
Email ..... smcknight@huskers.unl.edu  
Homepage ..... www.ncbwa.com

# MEDIA INFORMATION



## TEXAS TECH SPORTS NETWORK



Matt Miller and Robert Giovannetti

### LISTENING TO THE RED RAIDERS

For the 15th consecutive year, the entire Texas Tech baseball game schedule will be broadcast live on the Texas Tech Sports Network and made available to its statewide affiliates. The new Voice of Texas Tech Baseball, Robert Giovannetti, will handle the play-by-play duties while Matt Miller will provide color commentary. Giovannetti has a 30-minute pre-game show and interviews players and coaches following each game. Games will be carried locally on Texas Tech's hometown station, KKAM-1340 AM.

### GIOVANNETTI AND MILLER

This will be the first play-by-play radio assignment for Giovannetti but not his first stint on the radio as he has co-hosted Tech Talk on Fox Talk 950 AM since 2003.

Joining Giovannetti in the booth will be former Tech All-American Matt Miller. Miller moved all the way to the major leagues during his tenure with the Detroit Tigers and now works for Merrill Lynch here in Lubbock.

### THE LARRY HAYS RADIO SHOW

Fans and media alike can listen to Texas Tech Head Coach Larry Hays' Radio Show each Monday during the 2008 season. The show will be hosted by Robert Giovannetti and co-hosted by Matt Miller. For the exact show time and radio station, please refer to [www.texastech.com](http://www.texastech.com) or contact the Texas Tech Sports Network (Kirstie Sherman) at (806) 742-1195.

### 2008 BROADCAST SCHEDULE

Date	Opponent	Broadcast Time
2/22	Northern Illinois	2:30 p.m.
2/23	Northern Illinois	12:30 p.m.
2/24	Northern Illinois	11:30 a.m.
2/26	at New Mexico	2:30 p.m.
2/29	vs. Houston	3 p.m.
3/1	vs. Tennessee	3 p.m.
3/2	vs. Rice	2 p.m.
3/4	Central Arkansas	5:35 p.m.
3/5	Central Arkansas	1:30 p.m.
3/7	Illinois	5:35 p.m.
3/8	Illinois	12:30 p.m.
3/9	Illinois	11 a.m.
3/11	at New Mexico	2:30 p.m.
3/14	at Texas A&M	6 p.m.
3/15	at Texas A&M	1:30 p.m.
3/16	at Texas A&M	12:30 p.m.
3/18	at TAMU-CC	6:30 p.m.
3/20	Texas	5:35 p.m.
3/21	Texas	5:35 p.m.
3/22	Texas	12:30 p.m.
3/24	UC-Riverside	5:35 p.m.
3/25	UC-Riverside	1:30 p.m.
3/28	Missouri	5:35 p.m.
3/29	Missouri	1:30 p.m.
3/30	Missouri	12:30 p.m.
4/1	TAMU-CC	5:35 p.m.
4/2	TAMU-CC	2:30 p.m.
4/4	at Nebraska	6:05 p.m.
4/5	at Nebraska	1:35 p.m.
4/6	at Nebraska	12:35 p.m.
4/8	New Mexico	5:35 p.m.
4/9	New Mexico	2:30 p.m.

Date	Opponent	Broadcast Time
4/11	at Kansas	5:30 p.m.
4/12	at Kansas	1:30 p.m.
4/13	at Kansas	12:30 p.m.
4/15	at UNLV	7 p.m.
4/16	at UNLV	1:30 p.m.
4/18	Kansas State	5:35 p.m.
4/19	Kansas State	1:30 p.m.
4/20	Kansas State	12:30 p.m.
4/22	New Mexico State	5:35 p.m.
4/23	vs. New Mexico State	4:30 p.m.
4/25	Oklahoma	5:35 p.m.
4/26	Oklahoma	1:30 p.m.
4/27	Oklahoma	12:30 p.m.
5/7	at Dallas Baptist	2:30 p.m.
5/9	at Oklahoma State	6 p.m.
5/10	at Oklahoma State	1:30 p.m.
5/11	at Oklahoma State	12:30 p.m.
5/13	Dallas Baptist	5:35 p.m.
5/14	Dallas Baptist	2:30 p.m.
5/16	Baylor	5:35 p.m.
5/17	Baylor	1:30 p.m.
5/18	Baylor	12:30 p.m.



## 2008 TEXAS TECH BASEBALL TEXAS TECH UNIVERSITY

Location.....	Lubbock, Texas
Founded.....	1923
Enrollment.....	28,260
Nickname.....	Red Raiders
Colors.....	Scarlet and Black
Stadium.....	Dan Law Field
Affiliation.....	NCAA Division I
Conference.....	Big 12
Chancellor.....	Kent Hance
President.....	Dr. Jon Whitmore
Athletics Director.....	Gerald Myers
Faculty Rep.....	Dr. Robert Baker
Athletics Phone.....	(806)742-3355
Ticket Operations.....	(806)742-4412

### BASEBALL STADIUM

Home Field.....	Dan Law Field
Capacity.....	5,050
Dimensions.....	330-LF, 405-CF, 330-RF
Fence Height.....	12 feet
Surface.....	FieldTurf (entire surface)

### ATHLETIC MEDIA RELATIONS

Assistant A.D./AMR.....	Chris Cook
Office Phone.....	(806)742-2770
Associate Director.....	Blayne Beal
Office Phone.....	(806)742-2770, ext. 270
Cell Phone.....	(806) 790-7924
Office Fax.....	(806)742-1970
E-Mail Address.....	blayne.beal@ttu.edu
Mailing Address.....	P.O. Box 43021, Lubbock, TX 79409
Overnight Address.....	6th and Boston, Lubbock, TX 79409
Website.....	<a href="http://www.texastech.com">www.texastech.com</a>
Press Box Phone.....	(806)742-3688

### COACHING STAFF

Head Coach.....	Larry Hays
At Tech.....	789-449-3 (21 seasons)
Overall.....	1,484-830-4 (37 seasons)
Associate Head Coach.....	Dan Spencer
Assistant Coach.....	Trent Petrie
Operations.....	Daren Hays
Volunteer Assistant.....	Andy Jarvis
Hays Office Phone.....	(806)742-3355
Clubhouse Phone.....	(806)742-0340
Office Fax.....	(806)742-0210

### PROGRAM HISTORY

First Year.....	1926, then 1954
All-Time Record.....	1,339-1,024-9
No. Years in CWS/Last App.....	None
NCAA Regionals.....	9 (1995-2004)
Hosted NCAA's.....	3 (1996, 1997, 1999)

### 2007 REVIEW

Overall Record.....	28-27
Big 12 Record (Finish).....	8-18 (10th)
Record At Dan Law Field.....	19-12
Record On The Road.....	4-13
Netural Sites.....	5-2
Final Rankings.....	None
Starters Returning/Lost.....	7/2
Pitchers Returning/Lost.....	6/7
Letterwinners Returning/Lost.....	17/14
Newcomers.....	14



# MEDIA INFORMATION

## DAN LAW FIELD - HOME OF RED RAIDER BASEBALL



Texas Tech's Dan Law Field is home to college baseball's greatest fans. 5,000-plus fans can pile into Dan Law Field to cheer on the Red Raiders.

Texas Tech's Dan Law Field has proven each year to be among the nation's top baseball facilities with its top-notch game atmosphere, outstanding fan support and first-rate baseball facilities. The field has also proved to be one of the toughest places for opponents to visit as the Red Raiders have posted eight seasons of winning over 80 percent of their home games.

Dan Law Field has been home to various NCAA Regional and conference post season events as Texas Tech has been selected to host an NCAA baseball regional in three of the last four seasons. All three were enormous successes. In 1999, Texas Tech hosted the four-team NCAA Regional in Lubbock and ranked sixth among the 16 regionals in attendance as the tourney drew a total of 19,869 fans to see Texas Tech, Rice, Rutgers and UW-Milwaukee play. Tech averaged 2,838 fans over the seven-game tournament. The 1997 NCAA Regional drew 4,992 fans to see Tech play Southwest Texas State. Overall, the 10 games in the 1997 NCAA Regional drew 23,407 total fans, an average of 2304.7 fans per game. In 1996, Dan Law Field averaged 2,808.8 fans per game as Tech hosted a six-team NCAA Regional.

Texas Tech also hosted the 1996 Southwest Conference Post-Season tournament. The four-day event, which drew all seven SWC teams for the first time in history, saw 31,542 fans enter Dan Law Field, an average of 2,628.5 per game.

Perhaps no collegiate baseball facility in America has seen the renovation that Texas Tech's Dan Law Field has undergone the last eight years. And those renovations are not yet completed. Since head coach Larry Hays took over the program in 1987, not only has the quality of play been upgraded, but so have the facilities.

Not only has the ballpark been given a name- Dan Law Field in 1988 after a local businessman and Texas Tech graduate Dan Law- but the facility has now become one of the most outstanding diamond facilities in all of college baseball.

The first item on the renovation agenda

was the construction of a new ultra-modern light system that Law helped fund and lead toward becoming a reality. The current \$300,000 lighting system is considered one of the finest among the nation's collegiate ranks. Next was the installation of an AstroTurf infield surface. The eight-year old Astro Turf "8" infield was one of Hays' requests made to help put his program together with the extra ability to recruit speed. The 30,000 square feet of turf was installed at a cost of approximately \$125,000 which included excavation, sub-basing and carpeting.

When the infield surface changed to AstroTurf, the dimensions of the park also changed. Home plate is now 405-feet from straight-away centerfield, while down the lines, it takes a 330-foot blast to leave the yard over a 16-foot high fence.

Prior to the start of the 1992 season, other fan-appealing additions to the park were added to Dan Law Field. A new concession stand was constructed directly under the main grandstand, along with a ticket booth and restroom facilities, which sit just inside the main entrance.

Special care was taken with the renovations to help those with special needs:

reserved parking for handicapped fans, new hard-surface walkways and switch-back ramps to gradually ascent to the main grandstands were added.

Thanks in part to the cooperation and donations of United Supermarkets, Lubbock Power & Light and Southwest Coca Cola Bottling Co., the athletic department made an addition to Dan Law Field for the 1993 season.

The renovations continued in 1994 as locker room facilities were constructed behind both the home (first base) and visitor (third base) dugouts.

One of the more unique features of Dan Law Field is the skyboxes. Fourteen luxury boxes, located atop the main grandstand, were completed during the 1996 season. Various companies and boosters pay a rental cost each year for the skyboxes complete with heat and air conditioning units. Tenants have the opportunity to decorate their own area as they wish.

In the Fall of 2001, Texas Tech began yet another phase of renovations as the university continues to show its support of the Red Raider baseball program. Phase One of a major renovation to Dan Law field was completed prior to the start of the 2002 season. Texas Tech spent \$1.7 million on a new clubhouse, an outfield fence complete with major league-style bullpens, an interior brick facade and a new exterior fence.

Texas Tech officials made another addition to Dan Law Field in the fall of 2003 as Tech installed a new scoreboard complete with a video screen. RaiderVision, Texas Tech's in-house television department, now makes its home at three athletic facilities (Jones AT&T Stadium, United Spirit Arena and now Dan Law Field). Tech fans will get to experience a "live" video screen that will offer instant replays and various camera angles to help increase the excitement of the game. The entire cost of the project was approximately \$600,000.

With the addition of FieldTurf in the fall of 2007 and more renovations on the planning board, Dan Law Field will continue to be one of the top venues in all of college baseball.



# MEDIA INFORMATION



## ATHLETICS DIRECTORY

AREA CODE: (806)

<b>ACADEMICS</b> .....	742-0150
John Anderson, Associate AD	
Darren Fort, Associate Director	
Matthew Jordan, Eligibility Specialist (Baseball)	
Brenda Martinez, Life Skills Coordinator	
Michelle Brigham, Academic Counselor	
Denise Hood, Coordinator of Academic Records	
<b>ADMINISTRATION</b> .....	742-3355
Gerald Myers, Athletics Director	
Judy Dewbre, Executive Administrative Assistant to the AD	
<b>BUSINESS OFFICE</b> .....	742-1438
Bobby Gleason, Senior Associate AD	
Sue Gilliam, Administrative Secretary	
Linda Carpenter, Accounting Clerk	
Brenda Collins, Supervisor	
Heidi Kuehn, Senior Accountant	
Candice McNeely, Accounting Clerk	
Sandy Reyna, Accounting Clerk	
Lisa DeVore, Accounting Clerk	
<b>COMPLIANCE</b> .....	742-3355
Jennifer Brashear, Associate AD	
Jamie Vaughn, Assistant AD	
Tasha Lee, Compliance Monitoring Coordinator	
<b>EQUIPMENT</b> .....	742-3355 ext. 229
Shishir Bhakta, Baseball Equipment Manager	
Robbie Crowell, Equipment	
<b>EVENT MANAGEMENT</b> .....	742-3355 ext. 261
Ron Damron, Associate A.D./Operations	
Sandy Collins, Director/Event Management	
<b>EXTERNAL OPERATIONS</b> .....	742-1195
Craig Wells, Associate AD	
Paige Holland, Assistant A.D./External Operations	
Joe Hornaday, Assistant AD/Public Relations	
Scott Orchelen/Director of Marketing	
Garrett Tressler, Coordinator of Marketing/Promotions	
Rick Leach, Director of Corporate Sales	
Sara Silvas, Intern	
Andrea Starch, Operations	
<b>BASEBALL OFFICE</b> .....	742-3355
Larry Hays, Head Coach	
Dan Spencer, Assistant Coach	
Trent Petrie, Assistant Coach	
Andy Jarvis, Volunteer Assistant	
Daren Hays, Operations	
Charlotte Becton, Administrative Assistant	
<b>INFORMATION TECHNOLOGY</b> .....	742-3355
Sunita Tonk, Computer Operations	
Jace Norris, Computer Operations	
<b>MEDIA RELATIONS</b> .....	742-2770
Chris Cook, Assistant AD	
Blayne Beal, Associate Director (Baseball Contact)	
Randy Farley, Associate Director	
Tammi Hoffman, Associate Director	
Darrin Bates, Intern	
Brandon Ireton, Graduate Assistant	
Sheila Tucker, Administrative Secretary	
<b>TICKET OPERATIONS</b> .....	742-TECH
David Welsh, Assistant AD	
Jarod Huddleston, Director of Ticket Operations	
Patrick Graham, Assistant Ticket Manager	
JoAnn Barraza, Ticket Office Coordinator	
Annette Ross, Ticket Office Coordinator	
<b>SPORTS MEDICINE</b> .....	742-5111 ext. 251
Shawn Lindsey, Head Baseball Trainer	
Ken Murray, Sr. Associate A.D./Sports Medicine	
<b>SPORTS BROADCASTING</b> .....	742-3355 ext. 224
David Hougland, Director of Sports Broadcasting	
Kirk Heard, Coordinator	
Jacob Saye, Coordinator	
<b>STRENGTH TRAINING</b> .....	742-1345
Tory Stephens, Assistant	

## AREA HOTELS/RESTAURANTS

<b>Ashmore Inn</b> 4019 S. Loop 289 (806) 785-0060	<b>Krispy Kreme</b> Quaker & S. Loop 289 (806) 792-9200
<b>Best Western Inn</b> 5410 I-27 (806) 762-8400	<b>IHOP (Two Locations)</b> 3911 S. Loop 289 1627 University (806) 785-7984/744-5153
<b>Best Western Inn</b> 6624 I-27 (806) 745-2208 (800) 528-1234	<b>Chili's (Two Locations)</b> 5805 Slide Road 607 University Ave. (806) 796-1696/744-2025
<b>Comfort Suites</b> 5828 I-27 (806) 763-6500	<b>50-Yard Line</b> 2549 S. Loop 289 (806) 745-3991
<b>Comfort Suites</b> 5113 S. Loop 289 (806) 798-0002	<b>Outback Steakhouse</b> 4015 S. Loop 289 (806) 788-0035
<b>Marriott Courtyard</b> 4011 S. Loop 289 (806) 795-1633	<b>On The Border</b> 6709 Slide Road (806) 798-7787
<b>Days Inn</b> 6025 Avenue A (806) 745-5111	<b>Texas Land &amp; Cattle</b> 7202 Indiana Ave. (806) 791-0555
<b>Days Inn</b> 2401 4th St. (806) 747-7111	<b>Spanky's Hamburgers</b> 811 University Ave. (806) 744-5677/795-2000
<b>*Embassy Suites</b> 5215 S. Loop 289 (806) 794-5353	<b>Jason's Deli</b> 4001 S. Loop 289 (806) 799-8660
<b>Extended Stay</b> 4802 Loop 289 (806) 785-9881 (800) 398-7829	<b>TGI Friday's</b> 6201 Slide Road (806) 785-4700
<b>Fairfield Inn</b> 4007 S. Loop 289 (806) 795-1288	<b>Applebee's</b> 4025 S. Loop 289 (806) 785-4025
<b>Sheraton</b> 505 Avenue Q (806) 747-0171	<b>Rockfish Seafood Grill</b> 6253 Slide Road (806) 780-7625
<b>Hampton Inn</b> 4003 S. Loop 289 (806) 795-1080 (800) 426-7866	<b>Joe's Crab Shack</b> 5802 West Loop 289 (806) 797-8600
<b>Hawthorne Suites</b> 2515 19th St. (806) 765-8900	<b>The Olive Garden</b> 5702 Slide Road (806) 791-3575
<b>*Holiday Inn (CC)</b> 801 Avenue Q (806) 763-1200	<b>Johnny Carino's (Italian)</b> 6821 Slide Road (806) 798-0944
<b>*Holiday Inn (PP)</b> 3201 S. Loop 289 (806) 797-3241	<b>Orlando's (Italian - Two Locations)</b> 6951 Indiana Ave. 2402 Ave. Q (806) 747-5998/797-8646
<b>Homewood Suites</b> 5320 W. Loop 289 (806) 785-3241	<b>McAllister's Deli</b> 2415 19th Street (806) 740-0022

## THE BROOKS WALLACE AWARD HONORING THE NATION'S TOP PLAYER

*Lubbock, Texas and Texas Tech University are proud to be home to the College Baseball Foundation, the College Baseball Hall of Fame and the Brooks Wallace Award. Lubbock is a community that embraces championship college baseball and is proud of its heritage and its bright future.*

### ABOUT THE BROOKS WALLACE AWARD

Dedicated to the memory of former Texas Tech shortstop and assistant coach Brooks "Gator" Wallace, the Wallace Award will fill the void left by the now-defunct Smith Award and will continue to honor all former player of the year winners as chosen by the National Collegiate Baseball Writers Association.

Brooks "Gator" Wallace was a slick-fielding shortstop at Texas Tech from 1977 to 1980. A 4-year starter, he was named All-Southwest Conference and All-District Six his senior year when he lead the Red Raiders to their first-ever appearance in the Southwest Conference Tournament.

After playing two years in the Texas Rangers organization, he returned to Texas Tech and served as a graduate assistant under Kal Segrist and later as an assistant to Gary Ashby. In the summer of 1984 he was diagnosed with cancer and fought the disease courageously until his death on March 24, 1985, at age 27. The Plano, Texas, native was married to the former Sandy Arnold and they had one daughter, Lindsey Ryan. His number 22 is retired at Texas Tech and his memory lives on with those who knew and loved him.

A national panel of preeminent coaches, sports information directors, former winners and writers, who daily cover the sport, will select the College Baseball Foundations' annual Brooks Wallace Award winner.

### DAVID PRICE WINS 2007 WALLACE AWARD

David Price of Vanderbilt has won the fourth annual Brooks Wallace Award for national collegiate player of the year.

He joins Houston pitcher Brad Lincoln of Houston in 2006, Nebraska 3B Alex Gordon in 2005 and catcher Kurt Suzuki of Cal State Fullerton as recipients of the award, which honors the late Brooks Wallace – a standout infielder at Texas Tech and coach for the Red Raiders.

The junior junior from Murfreesboro, Tenn., played for coach Tim Corbin's Commodores, was consensus All-America and 2006-07 Southeastern Conference Male Athlete of the Year. He also recently captured the Dick Howser Trophy and Golden Spikes Award as well as being named American Baseball Coaches Association Player of the Year.

He led the SEC in five different pitching categories and helped Vandy to a school-record-season victories' total at 54-13 overall and is the Commodores' first men's athletics national player of the year in any sport. Price was chosen as the first player in the 2007 Major League Baseball Draft by the Tampa Bay Devil Rays and closed the year at 11-1 overall with 194 strikeouts in 133 1/3 innings pitched (13.1 strikeouts every nine frames). He did not lose a decision in his 17 starts and struck out 10 or more batters in 12 of those first 17 appearances.

Price allowed only two home runs all season and also had a career-high 17 strikeouts in the opening round of the NCAA Nashville Regional in nine innings against Austin Peay. He also fanned 15 LSU hitters in a SEC triumph.

The 2007 SEC Pitcher of the Year and Collegiate Baseball's National Co-Player of the Year (with fellow Wallace finalist Florida State 2B Tony Thomas, Jr.), finished with a 2.63 earned run average and 95 hits (a norm of 6.4 hits every nine innings). He also broke the Vandy career strikeout record with 441 in three seasons and 313 innings of work.

Price's 194 strikeouts also were second in SEC season history to LSU's Ben McDonald (1989), and the All-State basketball standout at Murfreesboro's Blackman High School aided VU to a No. 1 ranking nationally for nine consecutive weeks – a school record. He pitched the Commodores to their first-ever regular-season SEC title in '07 and starred on both the 2005 and '06 VU postseason entries.



David Price of Vanderbilt addresses the crowd after being named the 2007 Brooks Wallace Award winner.

### ABOUT THE COLLEGE BASEBALL FOUNDATION

Dedicated to preserving college baseball history and to recognizing standout teams and individuals who have influenced the collegiate game, the College Baseball Foundation formally announced its inception and plans to create the first true College Baseball Hall of Fame on Sept. 21, 2004.

Established as a 501(c)(3) charitable educational organization, the College Baseball Foundation hopes to not only catalog the sports' history, but to provide an aggressive and enduring advocacy for the college game. It views its primary mission as fostering an appreciation of the historical development of college baseball and its impact on our culture, and increasing public awareness, exposure and generating additional opportunities for college baseball.

Besides the obvious presentations, honors and awards' ceremonies, the CBF also hopes to contribute to scholarship funds for college baseball and to expand the body of knowledge and history of the game through documentation, study, research, and cataloging.

The CBF has reached strategic agreements with the Southwest Collection/Special Collections Library at Texas Tech University and the West Texas Professional Baseball corporation, which is developing an extensive master planned baseball complex, that will allow the CBF to immediately begin work on constructing the first all-encompassing College Baseball Hall of Fame. The partnership gives the CBF the immediate ability to begin acquiring historical material in cooperation with the Southwest Collection archivists, while coordinating with the WTPB organization to develop a plan to best compliment their future endeavors.

### WALLACE AWARD RECIPIENTS

- 2007** David Price, Vanderbilt University
- 2006** Brad Lincoln, University of Houston
- 2005** Alex Gordon, University of Nebraska
- 2004** Kurt Suzuki, Cal-State Fullerton
- Former Smith Award winners include:** Andy Benes, Ben McDonald, Mike Kelly, Bobby Jones, Mike Smith, Darren Dreifort, Jason Varitek, Mark Kotsay, Kris Benson, Lance Berkman, Brad Wilkerson and Jason Jennings.

# MEDIA INFORMATION

## THE BIG 12 CONFERENCE SUCCESS ON THE FIELD AND IN THE CLASSROOM

The Big 12 Conference has been synonymous with success in competitive play and in the classroom during its 11-plus seasons, and league members anticipate continued success throughout the 2007-08 academic year.

In the first 11 years of the Big 12, the conference can boast of 30 team and over 350 individual NCAA Championships. The success continued in 2006-07, with team titles in men's cross country (Colorado) and women's volleyball (Nebraska) in addition to numerous individual crowns. Sally Kipyego (Texas Tech) won her second consecutive NCAA cross country individual national championship in the fall of 2007.

Over the past three seasons alone a total of 11 NCAA trophies have been hoisted by Big 12 institutions, with at least one national crown won in 10 of 11 years for the conference, including each of the past 10 seasons.

Including the 2007 season, the Big 12 leads all conferences with five appearances in the BCS National Championship Game. Big 12 squads have played for the football national championship five times in the last nine years, with berths in 14 BCS games overall. Oklahoma will compete in the Tostitos Fiesta Bowl while Kansas plays in the FedEx Orange Bowl in January 2008.

In basketball, eight men's and women's teams have advanced to their respective

Final Fours in the past six seasons as the Big 12 continues its place among the elite intercollegiate athletic conferences. Numerous national honors have been won by men's and women's student-athletes during conference history, with Kevin Duraht (Texas) the most recent to garner accolades as the consensus 2007 National Player of the Year.

The Big 12 and its member institutions are committed to a competitive environment where sportsmanship and fair play take center stage. Whether on the field, in the classroom, or within the community the student-athletes, administrators, coaches and game officials of the Big 12 support the highest ideals in sportsmanship.

Big 12 student-athletes also do well in garnering national academic recognition. Texas offensive lineman, Dallas Griffin, was presented the 2007 Draddy Trophy and \$25,000 post-graduate scholarship by the



The Bricktown Ballpark in Oklahoma City will serve as home to the 2008 Big 12 Conference Baseball Tournament.

National Football Foundation as the top football player in the country to combine academic success, on-field performance and exemplary community service. In 2006-07, two league standouts were named the Academic All-America of the Year in their sport by ESPN The Magazine and the College Sports Information Directors of America. Nebraska's Sarah Pavan (volleyball) boasted a 4.0 grade-point average in Biochemistry, while Aaron Ivey of Oklahoma (baseball) has a 4.0 GPA in Energy Management. Pavan also

won the national academic honor presented for all sports. In addition, she was named recipient of the presti-

gious Honda-Broderick Award as Collegiate Woman Athlete of the Year. She is the first athlete since the Big 12 was formed to earn the accolade.

Competitive excellence, scholarship and sportsmanship are all equal components of the Big 12 philosophy. All-Big 12 teams and Academic All-Big 12 squads are recognized for each sport at the end of their respective seasons.

At the end of each academic year, the Conference honors its top male and female student-athletes with the Big 12 Athlete of the Year and Big 12 Sportsman of the Year awards.

Institutions can also nominate student-athletes for the prestigious Dr. Prentice Gäut Postgraduate Scholarships at the end of each academic year.

A total of 177 scholars have received more than \$1 million in postgraduate fi-

nancial aid through the first 10 years of the program.

The Big 12 sponsors 21 sports. Men's squads include baseball, basketball, cross country, football, golf, indoor track & field, outdoor track & field, swimming & diving, tennis and wrestling. Women's teams are fielded in basketball, cross country, golf, gymnastics, indoor track & field, outdoor track & field, soccer, softball, swimming, tennis and volleyball.

The conference is made up of 12 institutions that have shared many traditional rivalries throughout their histories. Member schools include - Baylor University, University of Colorado, Iowa State University, University of Kansas, Kansas State University, University of Missouri, University of Nebraska, University of Oklahoma, Oklahoma State University, University of Texas, Texas A&M University and Texas Tech University.

The institutions created a league that encompasses seven states, over 45 million people and more than 18 million television households within its geographic footprint.

The conference conducts championships for 20 of its 21 sports. Each championship helps to determine teams and/or individuals that will represent the Conference in national postseason competition. The winner of the Big 12 football championship game earns the league's berth into the prestigious Bowl Championship Series.

In the last several years the Big 12 has increased its bowl agreements and expanded television opportunities for all sports through contracts with ABC/ESPN, FSN and CSTV. Most recently, the league renewed and expanded its multi-year arrangement with ABC/ESPN, Inc.

In its 11-year history, the conference has distributed \$913.2 million to its 12 member institutions.

The Big 12 staff administers to over 4,600 student-athletes in 21 sports. The



# MEDIA INFORMATION

## 2008 SCHEDULE

Date	Day	Opponent	Location	Stadium	Time
2/22	Fri.	Northern Illinois	Lubbock	Dan Law Field	3 p.m.
2/23	Sat.	Northern Illinois	Lubbock	Dan Law Field	1 p.m. (DH)
2/24	Sun.	Northern Illinois	Lubbock	Dan Law Field	Noon
2/26	Tue.	at New Mexico	Albuquerque, N.M.	Isotopes Park	3 p.m.
2/29	Fri.	vs. Houston#	Houston	Minute Maid Park	3:30 p.m.
3/1	Sat.	vs. Tennessee#	Houston	Minute Maid Park	3:30 p.m.
3/2	Sun.	vs. Rice#	Houston	Minute Maid Park	2:30 p.m.
3/4	Tue.	Central Arkansas	Lubbock	Dan Law Field	6:05 p.m.
3/5	Wed.	Central Arkansas	Lubbock	Dan Law Field	2 p.m.
3/7	Fri.	Illinois	Lubbock	Dan Law Field	6:05 p.m.
3/8	Sat.	Illinois	Lubbock	Dan Law Field	1 p.m. (DH)
3/9	Sun.	Illinois	Lubbock	Dan Law Field	11:30 a.m.
3/11	Tue.	at New Mexico	Albuquerque, N.M.	Isotopes Park	3 p.m.
3/14	Fri.	at Texas A&M*	College Station	Olsen Field	6:30 p.m.
3/15	Sat.	at Texas A&M*	College Station	Olsen Field	2 p.m.
3/16	Sun.	at Texas A&M*	College Station	Olsen Field	1 p.m.
3/18	Tue.	at TAMU-CC	Corpus Christi	Whataburger Field	7 p.m.
3/20	Thurs.	Texas*	Lubbock	Dan Law Field	6:05 p.m.
3/21	Fri.	Texas*	Lubbock	Dan Law Field	6:05 p.m.
3/22	Sat.	Texas*	Lubbock	Dan Law Field	1 p.m.
3/24	Mon.	UC-Riverside	Lubbock	Dan Law Field	6:05 p.m.
3/25	Tue.	UC-Riverside	Lubbock	Dan Law Field	2 p.m.
3/28	Fri.	Missouri*	Lubbock	Dan Law Field	6:05 p.m.
3/29	Sat.	Missouri*	Lubbock	Dan Law Field	2 p.m.
3/30	Sun.	Missouri*	Lubbock	Dan Law Field	1 p.m.
4/1	Tue.	TAMU-CC	Lubbock	Dan Law Field	6:05 p.m.
4/2	Wed.	TAMU-CC	Lubbock	Dan Law Field	3 p.m.
4/4	Fri.	at Nebraska*	Lincoln, Neb.	Haymarket Park	6:35 p.m.
4/5	Sat.	at Nebraska*	Lincoln, Neb.	Haymarket Park	2:05 p.m.
4/6	Sun.	at Nebraska*	Lincoln, Neb.	Haymarket Park	1:05 p.m.
4/8	Tue.	New Mexico	Lubbock	Dan Law Field	6:05 p.m.
4/9	Wed.	New Mexico	Lubbock	Dan Law Field	3 p.m.
4/11	Fri.	at Kansas*	Lawrence, Kan.	Hoglund Ballpark	6 p.m.
4/12	Sat.	at Kansas*	Lawrence, Kan.	Hoglund Ballpark	2 p.m.
4/13	Sun.	at Kansas*	Lawrence, Kan.	Hoglund Ballpark	1 p.m.
4/15	Tue.	at UNLV	Las Vegas, Nev.	Earl Wilson Stad.	7:30 p.m.
4/16	Wed.	at UNLV	Las Vegas, Nev.	Earl Wilson Stad.	2 p.m.
4/18	Fri.	Kansas State*	Lubbock	Dan Law Field	6:05 p.m.
4/19	Sat.	Kansas State*	Lubbock	Dan Law Field	2 p.m.
4/20	Sun.	Kansas State*	Lubbock	Dan Law Field	1 p.m.
4/22	Tue.	New Mexico State	Lubbock	Dan Law Field	6:05 p.m.
4/23	Wed.	vs. New Mexico State	Roswell	Coca-Cola Field	5 p.m.
4/25	Fri.	Oklahoma*	Lubbock	Dan Law Field	6:05 p.m.
4/26	Sat.	Oklahoma*	Lubbock	Dan Law Field	2 p.m.
4/27	Sun.	Oklahoma*	Lubbock	Dan Law Field	1 p.m.
5/7	Wed.	at Dallas Baptist	Dallas	Patriot Field	3 p.m.
5/9	Fri.	at Oklahoma State*	Stillwater, Okla.	Allie Reynolds Stad.	6:30 p.m.
5/10	Sat.	at Oklahoma State*	Stillwater, Okla.	Allie Reynolds Stad.	2 p.m.
5/11	Sun.	at Oklahoma State*	Stillwater, Okla.	Allie Reynolds Stad.	1 p.m.
5/13	Tue.	Dallas Baptist	Lubbock	Dan Law Field	6:05 p.m.
5/14	Wed.	Dallas Baptist	Lubbock	Dan Law Field	3 p.m.
5/16	Fri.	Baylor*	Lubbock	Dan Law Field	6:05 p.m.
5/17	Sat.	Baylor*	Lubbock	Dan Law Field	2 p.m.
5/18	Sun.	Baylor*	Lubbock	Dan Law Field	1 p.m.
5/21-25	Big 12 Championships, Bricktown Ballpark, Oklahoma City, Okla.				
5/30-6/2	NCAA Regionals, Campus Locations				
6/6-9	NCAA Super Regionals, Campus Locations				
6/13-23	NCAA College World Series, Rosenblatt Stadium, Omaha, Neb.				

Game Times Subject To Change

Home Games In **Bold**

All Times Are Central

\* = Big 12 Conference Game

# = Minute Maid College Classic, Minute Maid Park, Houston, Texas

For Tickets Call: (806) 742-TECH

## ROAD HEADQUARTERS

### New Mexico

Albuquerque, N.M. (Feb. 26/March 11)  
Charter Bus  
Nativo Lodge  
6000 Pan American Freeway  
Albuquerque, N.M. 87109  
(888) 628-4861

### Minute Maid College Classic

Houston, Texas (Feb. 29-March 2)  
Southwest Airlines  
Westin Galleria  
5060 West Alabama  
Houston, TX 77056  
(713) 960-8100

### Texas A&M/Texas A&M-Corpus Christi

College Station (March 14-16)  
Corpus Christi, Texas (March 18)  
Southwest Airlines/Charter Bus

Holiday Inn Express  
1203 University Drive East  
College Station, TX 77840  
(979) 846-8700

Omni Hotel Bayfront Tower  
900 Northshore Blvd.  
Corpus Christi, TX 78401  
(361) 887-1600

### Nebraska

Lincoln, Neb. (March 4-6)  
Charter Airline  
Embassy Suites  
1040 P Street  
Lincoln, NE 68508  
(402) 474-1111

### Kansas

Lawrence, Kan. (April 11-13)  
Charter Airline  
SpringHill Suites  
One Riverfront Plaza  
Lawrence, KS 66044  
(785) 841-2700

### UNLV

Las Vegas, Nev. (April 15-16)  
Southwest Airlines  
AmeriSuites  
4520 Paradise Road  
Las Vegas, NV 89169  
(702) 369-3366

### Dallas Baptist/Oklahoma State

Dallas Baptist (May 7)  
Oklahoma State (May 9-11)  
Charter Bus

Hotel in Dallas - TBA

Hampton Inn  
717 East Hall of Fame  
Stillwater, OK 74075  
(405) 743-1306

# MEDIA INFORMATION



## 2008 NUMERICAL/ALPHABETICAL ROSTER

### NUMERICAL

NO.	NAME	POS	HT	WT	B/T	CL-EXP	HOMETOWN/PREVIOUS SCHOOL
1	Willie Rueda	INF/OF	5-7	138	L/R	Jr-2L	El Paso, Texas/Bel Air
2	Ben Baker	INF	5-11	180	R/R	Jr-1L	Dallas, Texas/Oral Roberts
3	Chris Hall	INF	5-8	172	R/R	So-1L	Abilene, Texas/Cooper
4	Logan Brown	INF	5-8	178	R/R	Jr-HS	Harlingen, Texas/Harlingen South
5	Blake Lemen	INF	6-0	167	L/R	So-1L	Abilene, Texas/Wylie
6	Joey Kenworthy	INF	5-5	158	S/R	So-1L	Houston, Texas/Cypress Falls
7	Jason Seefeld	INF	6-1	188	R/R	Jr-2L	Clovis, N.M./Arizona
8	A.J. Schugel	INF	5-11	183	R/R	Fr-HS	Highlands Ranch, Colo./Mountain Vista
10	James Leverton	LHP	6-2	200	R/L	Jr-2L	Rockwall, Texas/Rockwall
11	Doug Thennis	INF/OF	6-2	195	R/R	Sr-1L	Cirrus Heights, Calif./Sacramento City College
14	Jeremy Mayo	C	5-10	173	R/R	Fr-HS	Lubbock, Texas/Monterey
15	Monk Kreder	C	6-1	230	R/L	Fr-RS	Keller, Texas/TCU
17	Taylor Ashby	OF	6-0	177	R/R	So-1L	Lubbock, Texas/Monterey
18	John Schnettgoecke	C	5-11	164	R/R	Fr-HS	San Antonio, Texas/Central Catholic
21	Tanner Rindels	INF/OF	5-11	181	L/L	Jr-TR	Hugoton, Kan./Seward C.C.
24	Nathan Karns	RHP	6-3	210	R/R	So-TR	Arlington, Texas/North Carolina State
25	Zach Stewart	RHP	6-1	199	R/R	Jr-TR	Holliday, Texas/North Central Texas C.C.
26	Lorenzo Douglas	RHP	5-10	173	R/R	Jr-TR	Sachse, Texas/Weatherford College
28	Russ Fornea	RHP	6-2	190	R/R	Jr-TR	Nacogdoches/Stephen F. Austin
29	Austin Quick	LHP	5-10	181	L/L	Fr-HS	Austin, Texas/Cedar Park
31	Brennen Stewart	RHP/INF	6-0	175	R/R	Fr-HS	Round Rock, Texas/Neil
32	Chris Riechburg	OF	6-2	205	R/R	Jr-2L	Lubbock, Texas/Frenship
33	Roger Kieschnick	OF	6-3	215	L/R	Jr-2L	Rockwall, Texas/Rockwall
34	Logan Leslie	INF	6-2	174	L/R	So-TR	Lubbock, Texas/Odessa College
35	Chad Bettis	RHP	6-0	174	R/R	Fr-HS	Lubbock, Texas/Monterey
36	Jordan Stern	RHP	6-4	215	R/R	Fr-HS	Plano, Texas/Plano Senior High
40	Robert Kilcrease	LHP	5-10	165	L/L	Fr-HS	Round Rock, Texas/Round Rock
41	Sam Janca	RHP	6-1	211	R/R	So-1L	Georgetown, Texas/Georgetown
42	Brian Cloud	RHP	6-4	210	R/R	Jr-2L	Lubbock, Texas/Cooper
43	Cory Large	LHP	6-2	177	L/L	Jr-2L	Bedford, Texas/L.D. Bell
44	Miles Morgan	RHP	6-4	215	R/R	Jr-1L	Lubbock, Texas/Coronado
45	AJ Ramos	RHP	5-10	200	R/R	Jr-2L	Lubbock, Texas/Estacado
50	Paul Gonzalez	RHP	6-1	231	R/R	So-1L	Fort Worth, Texas/All Saints Episcopal

### ALPHABETICAL

NO.	NAME	POS	HT	WT	B/T	CL-EXP	HOMETOWN/PREVIOUS SCHOOL
17	Taylor Ashby	OF	6-0	177	R/R	So-1L	Lubbock, Texas/Monterey
2	Ben Baker	INF	5-11	180	R/R	Jr-1L	Dallas, Texas/Oral Roberts
35	Chad Bettis	RHP	6-0	174	R/R	Fr-HS	Lubbock, Texas/Monterey
4	Logan Brown	INF	5-8	178	R/R	Fr-HS	Harlingen, Texas/Harlingen South
42	Brian Cloud	RHP	6-4	210	R/R	Jr-2L	Lubbock, Texas/Cooper
26	Lorenzo Douglas	RHP	5-10	173	R/R	Jr-TR	Sachse, Texas/Weatherford College
28	Russ Fornea	RHP	6-2	190	R/R	Jr-TR	Nacogdoches/Stephen F. Austin
50	Paul Gonzalez	RHP	6-1	231	R/R	So-1L	Fort Worth, Texas/All Saints Episcopal
3	Chris Hall	INF	5-8	172	R/R	So-1L	Abilene, Texas/Cooper
41	Sam Janca	RHP	6-1	211	R/R	So-1L	Georgetown, Texas/Georgetown
24	Nathan Karns	RHP	6-3	210	R/R	So-TR	Arlington, Texas/North Carolina State
15	Monk Kreder	C	6-1	230	R/L	Fr-RS	Keller, Texas/TCU
6	Joey Kenworthy	INF	5-5	158	S/R	So-1L	Houston, Texas/Cypress Falls
33	Roger Kieschnick	OF	6-3	215	L/R	Jr-2L	Rockwall, Texas/Rockwall
40	Robert Kilcrease	LHP	5-10	165	L/L	Fr-HS	Round Rock, Texas/Round Rock
43	Cory Large	LHP	6-2	177	L/L	Jr-2L	Bedford, Texas/L.D. Bell
5	Blake Lemen	INF	6-0	167	L/R	So-1L	Abilene, Texas/Wylie
34	Logan Leslie	INF	6-2	174	L/R	So-TR	Lubbock, Texas/Odessa College
10	James Leverton	LHP	6-2	200	R/L	Jr-2L	Rockwall, Texas/Rockwall
14	Jeremy Mayo	C	5-10	173	R/R	Fr-HS	Lubbock, Texas/Monterey
44	Miles Morgan	RHP	6-4	215	R/R	Jr-1L	Lubbock, Texas/Coronado
29	Austin Quick	LHP	5-10	181	L/L	Fr-HS	Austin, Texas/Cedar Park
45	AJ Ramos	RHP	5-10	200	R/R	Jr-2L	Lubbock, Texas/Estacado
32	Chris Riechburg	OF	6-2	205	R/R	Jr-2L	Lubbock, Texas/Frenship
21	Tanner Rindels	INF/OF	5-11	181	L/L	Jr-TR	Hugoton, Kan./Seward C.C.
1	Willie Rueda	INF/OF	5-7	138	L/R	Jr-2L	El Paso, Texas/Bel Air
18	John Schnettgoecke	C	5-11	164	R/R	Fr-HS	San Antonio, Texas/Central Catholic
8	A.J. Schugel	INF	5-11	183	R/R	Fr-HS	Highlands Ranch, Colo./Mountain Vista
7	Jason Seefeld	INF	6-1	188	R/R	Sr-2L	Clovis, N.M./Arizona
36	Jordan Stern	RHP	6-4	215	R/R	Fr-HS	Plano, Texas/Plano Senior High
31	Brennen Stewart	RHP/INF	6-0	175	R/R	Fr-HS	Round Rock, Texas/Neil
25	Zach Stewart	RHP	6-1	199	R/R	Jr-TR	Holliday, Texas/North Central Texas C.C.
11	Doug Thennis	INF/OF	6-2	195	R/R	Sr-1L	Cirrus Heights, Calif./Sacramento City College

### COACHING STAFF

#### Head Coach

Larry Hays (27) - 22nd Season

#### Associate Head Coach

Dan Spencer (13)

#### Assistant Coach

Trent Petrie (20)

#### Director of Baseball Operations

Daren Hays (12)



# MEDIA INFORMATION

## RADIO/TELEVISION ROSTER



**1** Willie Rueda INF/OF



**2** Ben Baker INF



**3** Chris Hall INF



**4** Logan Brown INF



**5** Blake Lemen INF



**6** Joey Kenworthy INF



**7** Jason Seefeld INF



**8** A.J. Schugel INF



**10** James Leverton LHP



**11** Doug Thennis INF/OF



**14** Jeremy Mayo C



**15** Monk Kreder C



**17** Taylor Ashby OF



**18** John Schnettgoecke OF



**21** Tanner Rindels INF/OF



**24** Nathan Karns RHP



**25** Zach Stewart RHP



**26** Lorenzo Douglas RHP



**28** Russ Fornea RHP



**29** Austin Quick LHP



**31** Brennen Stewart RHP/INF



**32** Chris Richburg OF



**33** Roger Kieschnick OF



**34** Logan Leslie INF



**35** Chad Bettis RHP



**36** Jordan Stern RHP



**40** Robert Kilcrease LHP



**41** Sam Janca RHP



**42** Brian Cloud RHP



**43** Cory Large LHP



**44** Miles Morgan RHP



**45** AJ Ramos RHP



**50** Paul Gonzalez RHP



**27** Larry Hays



**13** Dan Spencer



**20** Trent Petrie



**12** Daren Hays

Head Coach

Assoc. Head Coach

Assistant Coach

Operations

# www.texastech.com

Your source for Red Raider Baseball audio, video, news, stats, and features!

The screenshot shows the Texas Tech Baseball website interface. At the top, it features the Texas Tech logo and the text "TEXAS TECH BASEBALL". Below this is a navigation bar with links for "ROSTER", "SCHEDULE+RESULTS", "NEWS", and "ARCHIVES", along with the website URL "texastech.com".

The main content area is divided into two columns. The left column contains a large article titled "Baseball Announces 2008-09 Recruiting Class" with a photo of Coach Larry Hays. Below this is a "Newsmakers" section titled "Baseball Announces Winter Camp Dates" with a photo of a crowd. At the bottom of the left column is a "Red & Black Series Set To Get Underway" section with a photo of a baseball field.

The right column is titled "Raider Related" and lists various links for the years 2008, 2007, and 2006, including "Fall Roster", "Schedule", "Preseason Prospectus", "Gameday Central", "Game Notes", "2007 Media Guide", "National Baseball Polls", "2008 Recruiting Class", and "Download schedule to Outlook". It also lists the coaching staff and a "Recruits" section with a "Questionnaire" link.

A vertical sidebar on the right edge of the screenshot contains the text "RED RAIDERS TEXAS TECH RED RAIDERS TEXAS TECH RED RAIDERS TEXAS TECH RED RAIDERS TEXAS" repeated vertically.

On the left side of the screenshot, there is a vertical navigation menu with links for "Texas Tech Athletics", "Men's Sports", "Women's Sports", "Raider-Vision All-Access", "Merchandise", "Tickets", "Red Raider Club", "Sports Network", "Schedules", "Scoreboard", "Athletic Department", "Athletic Academic Services", "Compliance", "Marketing", "Media", "Podcasts", "Sports Medicine", "Facilities", "Recruits", "Camps", "Hall of Honor", "Newsstand", "Fan Guide", and "University Website". At the bottom left of the menu is a button that says "CLICK FOR ONLINE TICKETING".

## RAIDERVISION ALL-ACCESS

- Live streaming video of all home games
- Live streaming audio of all games
- On-Demand video of the Coach Hays TV Show
- Live audio of the Coach Hays Radio Show
- On-Demand video features







**THE  
RED RAIDERS**

TEXAS TECH **2008** BASEBALL

# THE RED RAIDERS



## TAYLOR ASHBY

Sophomore • Outfielder  
6-0 • 177 • R/R  
Lubbock, Texas/Monterey

# 17

# TEXAS TECH

### 2007 SEASON

Finished the season as the third-leading hitter on the squad with a .317 average...started all 54 games that he played in over the course of the 55-game season...tallied 64 hits, 11 doubles, three triples, two home runs and 35 RBIs...led the squad with 20 multiple hit games and finished second with 10 multiple RBI games...**IN BIG 12 PLAY**; led the Red Raiders with a .337 average...finished with 33 hits, seven doubles, one triple, one home run and 14 RBIs...one of three true freshmen to make a start in the season opening series against Stephen F. Austin. Started both games as the designated hitter...made his first position start of the season against New Mexico on Feb. 2 as he got the nod in center field...picked up his first career home run in the fifth inning as part of a back-to-back effort between him and teammate Chris Hall...hit safely in all four games of the Red Raider Classic (Feb. 9-12)...finished the weekend with a .400 average (6-of-15) along with a double and four RBI...extended his hit streak to nine games with hits in all three games of the Midland College Classic (Feb. 16-18)...hit .500 in the three-game tournament and added four RBI...tallied a .417 average (5-of-12) against Nebraska in the Big 12 opening three-game series...was second on the team behind Kyle Martin's .429 clip...hit .385 in the weekend series at Kansas State (5-of-13)...posted a season-high three doubles in the series finale on Sunday...led the Red Raiders in the weekend series at Missouri...totaled a .583 average (7-of-12) along with three RBIs.

### HIGH SCHOOL

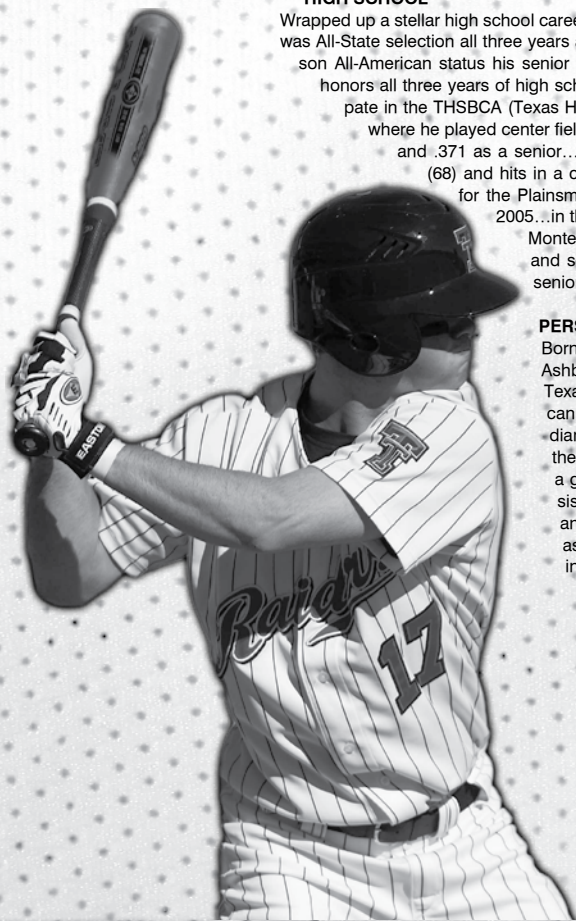
Wrapped up a stellar high school career with the Monterey Plainsmen in the spring of the 2006... was All-State selection all three years at Monterey including earning Louisville Slugger Pre-Season All-American status his senior season...earned All-District, All-City and All-South Plains honors all three years of high school...following his senior year he was selected to participate in the THSBCA (Texas High School Baseball Coaches Association) All-Star Game where he played center field for the North...hit .388 as a sophomore, .447 as a junior and .371 as a senior...owns the MHS school record for hits in a single-season (68) and hits in a career (160)...on the football field, he played quarterback for the Plainsmen and led them to the second round of the playoffs in 2005...in the classroom, Ashby ranked seventh out of 475 seniors at Monterey and served as class president his sophomore, junior and senior years...voted "Top Plainsmen" his sophomore, and senior years...coached at Monterey by Fred Oliver.

### PERSONAL

Born July 27, 1987 in Lubbock, Texas...son of Gary and Terri Ashby...father, Gary, served as the head baseball coach at Texas Tech between 1984 and 1986 and is a former All-American at Tech as he spent his entire career (1974-77) on the diamond for the Red Raiders...his father was inducted into the Texas Tech Hall of Honor in 1999...mother Terri is also a graduate of Texas Tech and is a school teacher...has twin sisters, Amy and Angie...enjoys watching movies, reading and taking road trips...his personal goal is to help lead Texas Tech to the College World Series in Omaha...majoring in business.

### ASHBY'S CAREER HIGHS

**Games Played (Season):** 54 (2007)  
**Games Started (Season):** 54 (2007)  
**At-Bats:** Six, at Baylor, 3/24/07  
**Runs Scored:** Two, twice  
**Hits:** Four, at Missouri, 4/29/07  
**RBI:** Four, at Oklahoma, 5/20/07  
**Doubles:** Three, at Kansas State, 4/1/07  
**Triples:** One, vs. St. John's, 2/18/07  
**Home Runs:** One, vs. New Mexico, 2/6/07  
**Walks:** Two, vs. Nebraska, 3/15/07  
**Strikeouts:** Three, vs. Oklahoma State, 5/11/07  
**Stolen Bases:** One, several times



# THE RED RAIDERS



## ASHBY GAME-BY GAME (2007)

Date	Opponent	GS	AB	R	H	RBI	2B	3B	HR	BB	IBB	SB	CS	HBP	SAC	SF	GDP	K	PO	A	E	Avg
Feb 03, 2007	Stephen F. Austin	*	4	0	0	0	0	0	1	0	0	0	0	0	0	0	0	1	0	0	0	.000
Feb 04, 2007	Stephen F. Austin	*	4	0	1	0	0	0	0	0	0	0	0	0	0	0	0	0	0	0	0	.125
Feb 06, 2007	New Mexico	**	5	2	1	1	0	0	1	0	0	0	0	0	0	1	1	3	0	0	0	.154
Feb 09, 2007	Northwestern	**	4	1	2	2	0	0	0	0	0	0	0	0	0	0	0	0	4	0	0	.235
Feb 11, 2007	Northwestern	**	4	1	1	0	0	0	1	0	0	0	0	0	0	0	0	1	4	0	0	.238
Feb 11, 2007	Western Illinois	**	3	1	2	2	1	0	0	0	0	1	0	0	1	0	0	1	0	1	0	.292
Feb 12, 2007	Western Illinois	**	4	0	1	0	0	0	1	0	0	0	0	0	0	0	0	1	0	0	0	.286
Feb 16, 2007	Dallas Baptist	**	4	1	3	1	1	0	0	0	0	0	0	0	0	0	0	2	0	0	0	.344
Feb 17, 2007	St. John's	**	5	1	2	2	0	1	0	0	0	0	0	0	0	0	0	0	2	0	0	.351
Feb 18, 2007	St. John's	**	3	1	1	1	0	0	0	0	0	0	0	0	1	0	0	0	0	0	0	.350
Feb 23, 2007	Northern Illinois	**	3	0	0	0	0	0	0	1	0	1	0	1	0	0	0	0	1	0	0	.326
Feb 24, 2007	Northern Illinois	**	5	0	1	1	0	0	0	0	0	0	0	0	0	0	1	3	0	1	0	.312
Feb 25, 2007	Northern Illinois	**	3	0	0	0	0	0	0	0	0	0	0	0	0	0	0	0	0	0	0	.294
Feb 27, 2007	New Mexico	**	3	0	1	1	0	0	0	0	0	0	0	0	1	0	1	4	0	0	0	.296
Mar 02, 2007	CS Northridge	**	3	1	0	1	0	0	0	0	0	0	0	0	1	0	0	0	0	0	0	.281
Mar 04, 2007	CS Northridge	**	3	1	2	2	1	0	0	0	0	0	0	0	0	0	1	0	0	0	0	.300
Mar 06, 2007	UNLV	**	4	0	1	1	0	1	0	0	0	0	0	0	0	0	0	1	0	0	0	.297
Mar 07, 2007	UNLV	**	4	0	1	1	0	0	0	0	0	0	0	0	0	0	0	1	2	0	0	.294
Mar 09, 2007	Texas A&M-CC	**	3	1	1	2	0	0	0	1	0	1	0	0	0	0	0	0	0	0	0	.296
Mar 10, 2007	Rice	**	3	0	0	0	0	0	0	0	0	0	0	0	0	0	1	0	0	0	0	.284
Mar 11, 2007	TCU	**	3	0	1	0	0	0	0	0	0	0	0	0	0	0	0	0	0	0	0	.286
Mar 15, 2007	Nebraska	**	4	0	1	0	0	0	2	0	0	0	0	0	0	0	2	0	0	0	0	.284
Mar 16, 2007	Nebraska	**	4	0	2	0	0	0	0	0	0	0	0	0	0	0	0	0	0	0	0	.294
Mar 17, 2007	Nebraska	**	4	0	2	0	0	0	0	0	0	0	0	0	0	0	0	0	2	0	0	.30
Mar 23, 2007	Baylor	**	3	0	2	0	1	0	0	0	1	0	0	1	0	0	1	0	0	0	0	.31
Mar 24, 2007	Baylor	**	6	2	2	0	0	0	0	0	0	1	0	0	0	0	0	1	0	0	0	.316
Mar 25, 2007	Baylor	**	3	1	0	0	0	0	0	0	0	0	0	0	0	0	0	0	0	0	0	.307
Mar 27, 2007	New Mexico State	**	3	0	1	0	0	0	1	0	0	0	0	0	0	0	0	0	0	0	0	.308
Mar 30, 2007	Kansas State	**	4	0	0	0	0	0	0	0	0	0	0	0	0	1	1	0	0	0	0	.296
Mar 31, 2007	Kansas State	**	5	2	2	3	1	0	0	0	0	0	0	0	0	0	1	0	0	0	0	.301
Apr 01, 2007	Kansas State	**	4	1	3	1	3	0	0	0	0	0	0	0	0	0	0	0	0	0	0	.316
Apr 05, 2007	Texas A&M	**	4	1	1	2	0	1	0	0	0	0	0	0	0	0	0	1	0	0	0	.314
Apr 06, 2007	Texas A&M	**	2	1	0	1	0	0	0	1	0	0	0	0	1	0	0	0	0	0	0	.309
Apr 10, 2007	Hardin Simmons	**	4	1	2	2	1	0	0	0	0	0	0	0	0	0	0	0	0	0	0	.315
Apr 13, 2007	Texas	**	4	0	0	0	0	0	0	0	0	0	0	0	0	0	0	1	0	0	0	.305
Apr 14, 2007	Texas	**	3	0	0	0	0	0	0	0	0	0	0	0	0	0	0	2	0	0	0	.299
Apr 15, 2007	Texas	**	4	0	0	0	0	0	0	0	0	0	0	0	0	0	0	1	2	0	0	.290
Apr 20, 2007	Kansas	**	3	0	2	0	1	0	0	0	0	0	0	0	0	0	0	0	3	0	0	.298
Apr 21, 2007	Kansas	**	3	1	1	0	0	0	0	0	1	0	0	1	0	0	1	2	0	0	0	.299
Apr 22, 2007	Kansas	**	5	0	1	0	0	0	0	0	0	0	0	0	0	0	0	1	1	0	0	.295
Apr 23, 2007	College of SW	**	5	0	2	0	0	0	0	0	0	0	0	0	0	0	0	0	2	0	0	.299
Apr 25, 2007	TCU	**	4	0	0	0	0	0	1	0	0	0	0	0	0	0	2	6	0	0	0	.291
Apr 27, 2007	Missouri	**	4	0	2	2	0	0	0	0	1	0	0	0	0	0	0	1	2	0	0	.296
Apr 28, 2007	Missouri	**	4	1	1	0	0	0	0	0	0	0	0	0	0	0	0	1	2	0	0	.295
Apr 29, 2007	Missouri	**	4	1	4	1	1	0	0	0	0	1	0	0	0	0	0	5	0	0	0	.312
May 01, 2007	Dallas Baptist	**	4	0	1	0	0	0	1	0	0	0	0	0	0	0	0	4	0	0	0	.310
May 11, 2007	Oklahoma State	**	5	0	0	0	0	0	0	0	0	0	0	0	0	0	0	3	5	0	1	.302
May 12, 2007	Oklahoma State	**	3	0	1	0	0	0	1	0	0	0	0	0	0	0	1	3	0	0	0	.302
May 13, 2007	Oklahoma State	**	2	0	0	0	0	0	1	0	0	0	0	0	0	1	1	1	0	0	0	.299
May 14, 2007	New Mexico	**	4	1	2	1	0	0	0	0	0	0	0	0	0	0	0	2	0	0	0	.303
May 15, 2007	New Mexico State	**	3	0	1	0	0	0	1	0	0	0	0	0	0	0	0	0	0	0	0	.304
May 18, 2007	Oklahoma	**	4	0	2	0	0	0	0	0	0	0	0	0	0	0	0	3	0	0	0	.308
May 19, 2007	Oklahoma	**	4	1	2	0	0	0	0	0	0	0	0	1	0	0	1	2	0	0	0	.312
May 20, 2007	Oklahoma	**	3	2	2	4	0	0	1	1	0	0	0	0	0	0	0	2	0	0	0	.317
Totals			54	202	27	64	35	11	3	2	14	0	6	2	1	3	5	3	32	76	0	.2

# THE RED RAIDERS



## BEN BAKER

Junior • Infielder  
5-11 • 180 • R/R  
Rockwall, Texas/Oral Roberts

# 2

# TEXAS TECH

### 2007 SEASON

Played in 39 games last season after transferring from Oral Roberts...made 21 starts...finished with a .176 batting average along with 12 hits, three doubles and eight RBIs.

### AT ORAL ROBERTS

Played one season at Oral Roberts before transferring to Texas Tech...made 26 appearances and 15 starts for the Golden Eagles in 2006...was part of a Super Regional team that lost in two games at top-seeded Clemson...finished the season with a .281 average along with three doubles and six RBI...coached by Rob Walton, Ryan Folmar, Ryan Neill and Todd Shelton.

### HIGH SCHOOL

Played varsity baseball and basketball at Bishop Lynch High School in Dallas...two time 1st-team 5A TAPPS All-State selection ...batted .442 with 13 doubles, four home runs and 32 RBI as a senior ...batted .375 as a junior with a .990 fielding percentage ...helped Bishop Lynch to the 2002 state championship ... three time all-district selection.

### PERSONAL

Born on Oct 13, 1986, in Dallas, Texas...son of Ron and Carol Baker...father is a banker and a graduate of Clark University while his mom is a homemaker and graduate of the University of North Texas...has three siblings - Keith, Cara and Maryann...his dad played college basketball at Clark...enjoys playing the guitar, being outdoors and spending time with his family...majoring in business.

### BAKER'S CAREER HIGHS

**Games Played (Season):** 39 (2007)

**Games Started (Season):** 21 (2007)

**At-Bats:** Five, vs. Hardin Simmons, 4/10/07

**Runs Scored:** Three, vs. Hardin Simmons, 4/10/07

**Hits:** Three, vs. Hardin Simmons, 4/10/07

**RBI:** Two, vs. Hardin Simmons, 4/10/07

**Doubles:** One, several times

**Triples:** None

**Home Runs:** None

**Walks:** One, several times

**Strikeouts:** Two, several times

**Stolen Bases:** One, several times





# THE RED RAIDERS



## BAKER GAME-BY GAME (2007)

Date	Opponent	GS	AB	R	H	RBI	2B	3B	HR	BB	IBB	SB	CS	HBP	SAC	SF	GDP	K	PO	A	E	Avg	
Feb 06, 2007	New Mexico	*	4	0	1	1	0	0	0	0	0	0	0	0	0	1	0	0	1	0	0	0	.250
Feb 09, 2007	Northwestern		1	0	0	0	0	0	0	0	0	0	0	0	0	0	0	1	0	2	0	0	.200
Feb 11, 2007	Northwestern	*	4	0	1	0	0	0	0	0	0	1	0	0	0	0	0	0	1	3	0	0	.222
Feb 11, 2007	Western Illinois		0	0	0	0	0	0	0	0	0	0	0	0	0	0	0	0	0	0	0	0	.222
Feb 12, 2007	Western Illinois		0	0	0	0	0	0	0	0	0	0	0	0	0	0	0	0	0	0	0	0	.222
Feb 16, 2007	Dallas Baptist		2	0	0	0	0	0	0	0	0	0	0	0	0	0	1	0	0	1	0	1	.182
Feb 17, 2007	St. John's	*	3	0	1	0	0	0	0	1	0	0	0	0	0	0	1	0	0	2	1	2	.214
Feb 18, 2007	St. John's	*	2	0	0	1	0	0	0	1	0	0	1	0	1	0	0	1	0	5	0	0	.188
Feb 23, 2007	Northern Illinois		0	0	0	0	0	0	0	0	0	0	0	0	0	0	0	0	0	0	0	0	.188
Feb 24, 2007	Northern Illinois		1	0	0	0	0	0	0	0	0	0	0	0	0	0	0	0	0	0	0	0	.176
Feb 25, 2007	Northern Illinois	*	3	1	1	0	0	0	0	1	0	0	0	0	0	0	0	1	0	1	0	0	.200
Feb 27, 2007	New Mexico	*	4	0	0	0	0	0	0	0	0	0	0	0	0	0	0	0	0	4	0	0	.167
Mar 02, 2007	CS Northridge	**	2	0	0	0	0	0	0	0	0	0	0	0	2	0	0	2	1	0	0	.154	
Mar 03, 2007	CS Northridge	*	3	0	1	1	1	0	0	1	0	0	0	0	0	0	0	0	1	0	1	0	.172
Mar 04, 2007	CS Northridge		0	0	0	0	0	0	0	0	0	0	0	0	0	0	0	0	1	1	0	0	.172
Mar 06, 2007	UNLV		0	0	0	0	0	0	0	0	0	0	0	0	0	0	0	0	0	0	0	0	.172
Mar 09, 2007	Texas A&M-CC		0	0	0	0	0	0	0	1	0	0	0	0	0	0	0	0	0	0	0	0	.172
Mar 15, 2007	Nebraska		1	0	0	0	0	0	0	0	0	0	0	0	0	0	0	0	1	0	2	0	.167
Mar 17, 2007	Nebraska	*	3	1	1	1	0	0	0	0	0	0	1	1	0	0	0	0	1	0	3	2	.182
Mar 25, 2007	Baylor		0	0	0	0	0	0	0	0	0	0	0	0	0	0	0	0	0	0	0	0	.182
Mar 27, 2007	New Mexico State		0	0	0	0	0	0	0	0	0	0	0	0	0	0	0	0	0	0	0	0	.182
Apr 10, 2007	Hardin Simmons	*	5	3	3	2	0	0	0	0	0	0	0	0	0	0	1	0	2	3	0	0	.237
Apr 13, 2007	Texas		0	0	0	0	0	0	0	0	0	0	0	0	0	0	0	0	0	0	0	0	.237
Apr 14, 2007	Texas		0	0	0	0	0	0	0	0	0	0	0	0	0	0	0	0	0	0	0	0	.237
Apr 15, 2007	Texas	**	2	1	0	0	0	0	0	1	0	0	0	0	0	0	0	0	0	3	0	0	.225
Apr 20, 2007	Kansas	**	2	0	0	0	0	0	0	1	0	1	0	0	0	0	0	0	0	1	4	0	.214
Apr 21, 2007	Kansas	*	2	0	0	0	0	0	0	0	0	0	0	1	0	0	0	0	0	2	0	0	.205
Apr 22, 2007	Kansas	*	4	0	0	0	0	0	0	0	0	0	0	0	0	0	0	0	2	1	0	0	.188
Apr 23, 2007	College of SW		1	0	1	1	1	0	0	0	0	0	0	0	0	0	0	0	0	1	1	0	.204
Apr 25, 2007	TCU	*	3	0	1	0	0	0	0	0	0	0	0	0	0	0	0	2	0	2	0	0	.212
Apr 27, 2007	Missouri		0	0	0	0	0	0	0	0	0	0	0	0	0	0	0	0	0	0	0	0	.212
Apr 28, 2007	Missouri	*	3	0	1	0	1	0	0	0	0	0	0	0	0	0	0	0	1	0	1	0	.218
Apr 29, 2007	Missouri	**	3	0	0	1	0	0	0	0	0	0	0	0	0	1	0	0	1	1	0	0	.207
May 01, 2007	Dallas Baptist	*	3	1	0	0	0	0	0	1	0	0	0	0	0	0	0	0	0	3	0	0	.197
May 11, 2007	Oklahoma State	*	2	0	0	0	0	0	0	0	0	1	0	0	0	0	0	2	0	2	0	0	.190
May 13, 2007	Oklahoma State	*	2	0	0	0	0	0	0	0	0	0	0	0	0	0	0	0	1	2	0	0	.185
May 14, 2007	New Mexico		0	0	0	0	0	0	0	0	0	0	0	0	0	0	0	0	0	1	0	0	.185
May 15, 2007	New Mexico State	*	2	0	0	0	0	0	0	0	0	0	0	0	0	0	2	1	3	1	0	0	.179
May 19, 2007	Oklahoma		1	0	0	0	0	0	0	0	0	0	0	0	0	0	0	0	0	1	0	0	.176
<b>Totals</b>			<b>21</b>	<b>68</b>	<b>7</b>	<b>12</b>	<b>8</b>	<b>3</b>	<b>0</b>	<b>8</b>	<b>0</b>	<b>3</b>	<b>2</b>	<b>2</b>	<b>3</b>	<b>2</b>	<b>3</b>	<b>15</b>	<b>13</b>	<b>54</b>	<b>5</b>	<b>.176</b>	

# THE RED RAIDERS



## BRIAN CLOUD

Junior • Right-Handed Pitcher  
6-4 • 210 • R/R  
Lubbock, Texas/Cooper

# 42

# TEXAS TECH

### 2007 SEASON

Went to the hill 13 times in 2007 and all in relief...logged 22 2/3 innings and finished the year with a 6.75 ERA...17 earned runs, 14 walks and 18 strikeouts...longest outings of the season were a pair of 3 2/3 inning games at Texas and at home against New Mexico...logged a season-high four strikeouts against the Longhorns on April 13.

### 2006

Finished the season with a 0-0 record and a 2.76 ERA...logged 16 1/3 innings all in relief...allowed earned runs and struckout nine...tallied a pair of two-inning appearances against Texas Arlington in the Midland College Classic and at Nebraska.

### 2005

Redshirt season.

### HIGH SCHOOL

Was a multi-sport standout at Lubbock Cooper High School where he played football, basketball, baseball and ran track...baseball coach was Terry Baxter...his senior season the Pirates advanced to the UIL Regional Quarterfinals in a year that capped off three consecutive district titles...was a two-time All-District and All-City pitcher...his senior year he was named to the All-South Plains team as the Pitcher of the Year...had a combined record of 22-5 and averaged nine strikeouts per game.

### PERSONAL

Born on December 12, 1985 in Kansas City, Mo...son of Mike and Carol Cloud...father Mike is a sales representative for Adidas and a graduate of Howard Payne...mother, Carol, is a nurse and graduate of Texas Woman's University...has two younger sisters Emily and Laura...his father was a four-year letterwinner in football at Howard Payne...enjoys hunting and fishing...majoring in business management.



# THE RED RAIDERS



## CLOUD GAME-BY GAME (2007)

Date	Opponent	GS	IP	H	R	ER	BB	SO	2B	3B	HR	WP	BK	HBP	IBB	Score	W	L	SV	ERA
Feb 06, 2007	New Mexico	1.1	2	1	1	1	1	1	0	0	0	0	0	0	0	13-15	0	0	0	6.75
Feb 12, 2007	Western Illinois	1.0	1	0	0	0	1	0	0	0	0	0	0	0	0	13-11	0	0	0	3.86
Feb 16, 2007	Dallas Baptist	1.0	3	1	1	0	1	0	0	0	0	0	0	0	0	21-1	0	0	0	5.40
Feb 27, 2007	New Mexico	1.0	2	1	1	1	0	0	0	0	0	0	0	0	0	10-8	0	0	0	6.23
Mar 06, 2007	UNLV	1.0	5	4	4	1	2	2	0	0	1	0	0	0	0	7-6	0	0	0	11.81
Mar 25, 2007	Baylor	0.1	3	4	4	1	1	1	1	0	1	0	0	0	0	4-14	0	0	0	17.47
Apr 10, 2007	Hardin Simmons	1.1	1	0	0	0	2	0	0	0	0	0	0	0	0	17-6	0	0	0	14.14
Apr 13, 2007	Texas	3.2	2	0	0	2	4	0	0	0	0	0	1	0	0	2-7	0	0	0	9.28
Apr 22, 2007	Kansas	2.1	3	2	1	2	2	0	0	0	0	0	0	0	0	1-8	0	0	0	8.31
Apr 25, 2007	TCU	1.0	1	1	1	0	0	0	0	0	1	0	0	0	0	6-8	0	0	0	8.86
Apr 28, 2007	Missouri	2.2	1	1	1	3	2	1	0	0	0	0	0	0	0	7-12	0	0	0	7.56
May 11, 2007	Oklahoma State	2.1	2	3	3	2	0	0	0	0	0	0	0	0	0	5-13	0	0	0	8.05
May 14, 2007	New Mexico	3.2	5	1	0	1	2	1	0	0	0	0	0	0	0	9-8	0	0	0	6.75
<b>Totals</b>		<b>0</b>	<b>22.2</b>	<b>31</b>	<b>19</b>	<b>17</b>	<b>14</b>	<b>18</b>	<b>5</b>	<b>0</b>	<b>2</b>	<b>1</b>	<b>0</b>	<b>1</b>	<b>0</b>	<b>115-1170</b>	<b>0</b>	<b>0</b>	<b>0</b>	<b>6.75</b>

## CAREER STATISTICS BREAKDOWN

	W-L-SV	ERA	IP	H	R	ER	BB	SO
Start (0 game)	0-0	0.00	0.0	0	0	0	0	0
Relief (27 games)	0-0	4.15	39.0	55	29	18	19	27
Home	0-0	4.50	20.0	30	16	10	8	14
Away	0-0	4.09	11.0	13	10	5	8	7
Neutral	0-0	3.85	7.0	10	3	3	3	6
Non-Big 12	0-0	4.68	22.2	35	15	10	8	17
Big 12	0-0	4.40	16.1	20	14	8	11	11
Big 12 Home	0-0	3.60	5.0	8	3	2	2	3
Big 12 Away	0-0	3.00	9.0	10	8	3	7	7
February	0-0	4.21	10.2	17	5	5	4	7
March	0-0	9.00	4.0	14	12	4	4	7
April	0-0	3.00	18.0	16	8	6	8	12
May	0-0	0.00	6.1	8	4	3	3	2
June	0-0	0.00	0.0	0	0	0	0	0

# THE RED RAIDERS



## PAUL GONZALEZ

Sophomore • Right-Handed Pitcher  
6-1 • 231 • R/R  
Fort Worth, Texas/All Saints Episcopal

# 50

# TEXAS TECH

### 2007 SEASON

An injury cut his season short at the end of April but still finished as one of Tech's most consistent pitchers out of the bullpen...ended the season with 20 appearance, all in relief...tallied a 4-2 record along with one save...posted a 4.81 ERA (third best on the team) through 33 2/3 innings of work...struckout 30 and issued only eight walks...earned his first win as a Red Raider on Tuesday, Feb. 27 against New Mexico in Albuquerque...entered the game in the sixth inning with Tech trailing 8-5...pitched four shutout innings and retired 11 of the 12 batters he faced (one walk)...logged 3 1/3 innings of relief against UNLV on Tuesday, March 6 and earned his second win of the season...allowed two runs on three hits and fanned three Rebel hitters...picked up his third win of the season against Nebraska on St. Patrick's Day (March 17)...logged the final inning of work and kept the Huskers from taking a lead despite having a runner on third with no outs...suffered a season-ending ligament pull in his right shoulder against Missouri on April 28...was called out of the bullpen in relief but never threw an actual pitch as the injury occurred during the warm-up.

### HIGH SCHOOL

Graduate from All Saints Episcopal High School (Fort Worth) in May of 2006...lettered in both baseball and football...led his baseball team to a Division II third-place finish...was an All SPC, All-Zone and All-State selection his sophomore, junior and senior seasons...tallied more than 400 strikeouts in his career with less than 20 walks...on the football field his team won the division championship and he was tabbed by Dave Campbell's "Texas Football Magazine" as a player to watch for.


### PERSONAL

Born on December 9, 1986, in San Antonio, Texas...son of Mike and Cynthia Gonzalez...father is a teacher and a graduate of Trinity University...his mother is a sales director for Microsoft...has one older brother - Mike...enjoys running, and playing baseball...majoring in exercise and sports science.





# THE RED RAIDERS



## GONZALEZ GAME-BY GAME (2007)

Date	Opponent	GS	IP	H	R	ER	BB	SO	2B	3B	HR	WP	BK	HBP	IBB	Score	W	L	SV	ERA
Feb 03, 2007	Stephen F. Austin	1.0	2	0	0	0	0	1	0	0	0	0	0	0	0	4-3	0	0	0	0.00
Feb 04, 2007	Stephen F. Austin	0.1	0	0	0	0	0	0	0	0	0	0	0	0	0	1-2	0	0	0	0.00
Feb 06, 2007	New Mexico	0.2	3	3	3	0	0	0	0	2	0	0	0	0	0	13-15	0	0	0	13.50
Feb 11, 2007	Western Illinois	3.0	3	1	1	1	6	1	0	0	0	0	0	0	0	12-2	0	0	1	7.20
Feb 17, 2007	St. John's	2.2	2	1	1	0	1	1	0	0	0	0	0	0	0	10-6	0	0	1	5.87
Feb 23, 2007	Northern Illinois	1.0	1	0	0	0	0	0	0	0	0	0	0	0	0	6-5	0	0	1	5.19
Feb 24, 2007	Northern Illinois	0.0	2	2	2	0	0	1	0	0	0	0	0	0	0	5-8	0	1	1	7.27
Feb 27, 2007	New Mexico	4.0	0	0	0	1	3	0	0	0	0	0	0	0	0	10-8	1	1	1	4.97
Mar 03, 2007	CS Northridge	2.0	3	2	2	1	2	1	0	0	0	0	0	0	0	3-8	1	1	1	5.52
Mar 06, 2007	UNLV	3.1	3	2	2	0	3	0	0	1	0	1	0	0	0	7-6	2	1	1	5.50
Mar 10, 2007	Rice	2.0	1	1	0	1	2	0	0	0	0	0	0	0	0	1-5	2	1	1	4.95
Mar 15, 2007	Nebraska	1.1	2	0	0	2	3	0	0	0	0	0	0	0	0	7-6	2	1	1	4.64
Mar 17, 2007	Nebraska	1.0	1	0	0	0	0	0	0	0	0	0	0	0	0	9-8	3	1	1	4.43
Mar 24, 2007	Baylor	2.1	3	3	1	0	4	2	0	0	0	0	0	0	0	8-7	3	1	1	4.38
Mar 27, 2007	New Mexico State	2.0	3	1	1	0	0	0	0	0	0	0	0	0	0	10-3	4	1	1	4.39
Apr 10, 2007	Hardin Simmons	1.0	0	0	0	0	1	0	0	0	0	0	0	0	0	17-6	4	1	1	4.23
Apr 14, 2007	Texas	4.0	4	3	2	2	4	2	0	0	0	1	1	0	0	1-10	4	1	1	4.26
Apr 22, 2007	Kansas	1.1	3	2	2	0	0	0	0	0	0	0	0	0	0	1-8	4	1	1	4.64
Apr 25, 2007	TCU	0.2	1	1	1	0	0	0	0	1	0	0	0	0	0	6-8	4	2	1	4.81
Apr 28, 2007	Missouri	0.0	0	0	0	0	0	0	0	0	0	0	0	0	0	7-12	4	2	1	4.81
<b>Totals</b>		<b>0</b>	<b>33.2</b>	<b>37</b>	<b>22</b>	<b>18</b>	<b>8</b>	<b>30</b>	<b>8</b>	<b>0</b>	<b>4</b>	<b>0</b>	<b>2</b>	<b>1</b>	<b>0</b>	<b>138-1364</b>	<b>2</b>	<b>1</b>	<b>1</b>	<b>4.81</b>

## CAREER STATISTICS BREAKDOWN

	W-L-SV	ERA	IP	H	R	ER	BB	SO
Start (0 game)	0-0	0.00	0.0	0	0	0	0	0
Relief (20 games)	4-2-1	4.81	33.2	37	22	18	8	30
Home	3-1-1	6.50	18.0	26	13	13	4	16
Away	1-1	3.27	11.0	8	7	4	3	8
Neutral	0-0	1.92	4.2	3	2	1	1	3
Non-Big 12	3-2-1	4.94	23.2	24	14	13	4	19
Big 12	1-0	4.50	10.0	13	8	5	4	11
Big 12 Home	1-0	4.90	3.2	6	2	2	2	3
Big 12 Away	0-0	4.26	6.1	7	6	3	2	8
February	1-1-1	4.90	12.2	13	7	7	2	11
March	3-0	3.86	14.0	16	9	6	4	14
April	0-1	6.42	7.0	8	6	5	2	5
May	0-0	0.00	0.0	0	0	0	0	0
June	0-0	0.00	0.0	0	0	0	0	0

# THE RED RAIDERS



## CHRIS HALL

Sophomore • Infielder  
5-8 • 172 • R/R  
Abilene, Texas/Cooper

# 3

# TEXAS TECH

### 2007 SEASON

Wrapped up his freshman season with a .299 average along with 46 hits, eight doubles, two home runs and 15 RBIs...made 40 starts on the year and played in 49 games...earned his first career start at second base in the second game of the season against Stephen F. Austin. Went 1-for-4 at the plate with four assists and three putouts...hit the first home run of his career against New Mexico on Feb. 2 - led all Tech hitters with a 3-for-4 day at the plate and added two RBI...went 6-for-13 (.462 avg) at the plate during four games of the Red Raider Classic...added three RBI and two runs scored...led the Red Raiders at the Whataburger College Classic with a .545 batting average and earned All-Tournament honors at third base...hit in all three games to extend a hit streak to 10 games...had his 11-game hit streak snapped against Nebraska on March 16...went 0-for-5 with a season-high three strikeouts.

### HIGH SCHOOL

Graduated from Abilene Cooper High School in May of 2006...was a three sport letterwinner at Abilene Cooper, participating in football, basketball and baseball...baseball coaches were Scotty Pugh and Terry Couch...on the diamond, Hall was a First Team All-District pick his freshman through junior seasons...did not play his senior year due to injury...on the gridiron, he was a First-Team All-District pick his senior year...served as Student Council President and in the National Honor Society.

### PERSONAL

Born on April 20, 1988 in Abilene, Texas...son of Chance and Terry Hall...both parents are graduates of Hardin Simmons University...has one older sister - Jessica...undecided on major.

### HALL'S CAREER HIGHS

**Games Played (Season):** 49 (2007)

**Games Started (Season):** 40 (2007)

**At-Bats:** Five, several times

**Runs Scored:** Three, vs. Dallas Baptist, 2/16/07

**Hits:** Three, twice

**RBI:** Two, several times

**Doubles:** Two, at New Mexico, 2/27/07

**Triples:** None

**Home Runs:** One, twice

**Walks:** Three, vs. Northern Illinois, 2/24/07

**Strikeouts:** Three, twice

**Stolen Bases:** One, twice



# THE RED RAIDERS



## HALL GAME-BY GAME (2007)

Date	Opponent	GS	AB	R	H	RBI	2B	3B	HR	BB	IBB	SB	CS	HBP	SAC	SF	GDP	K	PO	A	E	Avg	
Feb 04, 2007	Stephen F. Austin	*	4	0	1	0	0	0	0	0	0	0	0	0	0	0	0	0	3	4	0	.250	
Feb 06, 2007	New Mexico	*	4	1	3	2	1	0	1	1	0	0	0	0	0	0	0	0	4	3	0	.500	
Feb 09, 2007	Northwestern	**	4	0	1	2	0	0	0	0	0	0	0	0	0	0	1	1	0	0	0	.417	
Feb 11, 2007	Northwestern	*	3	0	2	1	0	0	0	1	0	0	0	0	0	0	0	0	0	0	0	.467	
Feb 11, 2007	Western Illinois	*	1	0	0	0	0	0	0	0	0	0	0	0	0	0	0	0	1	0	0	.438	
Feb 12, 2007	Western Illinois	**	5	2	3	0	1	0	0	1	0	1	0	0	0	0	0	1	0	0	0	.476	
Feb 16, 2007	Dallas Baptist	**	3	3	2	0	0	0	0	2	0	0	0	0	0	0	0	0	0	0	0	.500	
Feb 17, 2007	St. John's	**	5	2	1	0	1	0	0	0	0	0	0	0	0	0	0	1	2	2	0	.448	
Feb 18, 2007	St. John's	**	5	1	0	0	0	0	0	0	0	0	0	0	0	0	0	0	1	4	0	.382	
Feb 23, 2007	Northern Illinois	**	3	0	0	1	0	0	0	0	0	0	0	0	1	0	0	0	0	0	0	.351	
Feb 24, 2007	Northern Illinois	**	3	2	0	0	0	0	0	3	0	0	0	0	0	0	0	2	0	0	0	.325	
Feb 25, 2007	Northern Illinois	*	1	0	1	1	0	0	0	0	0	0	0	0	0	0	0	0	0	0	0	.341	
Feb 27, 2007	New Mexico	**	5	2	2	0	2	0	0	0	0	0	0	0	0	0	0	1	0	1	0	.348	
Mar 02, 2007	CS Northridge	**	3	0	2	1	0	0	0	0	0	0	0	0	0	0	0	1	1	2	1	.367	
Mar 03, 2007	CS Northridge	**	3	0	1	0	0	0	0	1	0	0	1	1	0	0	0	1	0	0	0	.365	
Mar 04, 2007	CS Northridge	**	3	2	1	1	0	0	0	1	0	0	0	0	0	0	0	0	2	0	0	.364	
Mar 06, 2007	UNLV	**	3	1	3	1	0	0	0	2	0	1	0	0	0	0	0	0	1	1	0	.397	
Mar 07, 2007	UNLV	**	4	0	1	0	0	0	0	1	0	0	0	0	0	0	0	0	0	1	0	.387	
Mar 09, 2007	Texas A&M-CC	**	3	0	1	1	1	0	0	1	0	0	0	0	0	0	0	0	2	0	0	.385	
Mar 10, 2007	Rice	**	4	0	3	0	0	0	0	0	0	0	1	0	0	0	0	0	3	0	0	.40	
Mar 11, 2007	TCU	**	4	1	2	0	0	0	0	0	0	0	0	0	0	0	0	1	1	2	0	.411	
Mar 15, 2007	Nebraska	**	5	2	1	0	0	0	0	0	0	0	0	0	0	0	0	2	0	1	0	.397	
Mar 16, 2007	Nebraska	**	5	0	0	0	0	0	0	0	0	0	0	0	0	1	3	2	4	1	0	.373	
Mar 17, 2007	Nebraska	**	1	0	0	0	0	0	0	0	0	0	0	0	0	0	0	0	0	0	0	.369	
Mar 23, 2007	Baylor	**	4	0	0	0	0	0	0	0	0	0	0	0	0	0	0	0	4	0	0	.35	
Mar 24, 2007	Baylor	**	3	2	0	0	0	0	2	0	0	0	0	0	0	0	0	2	0	1	0	.341	
Mar 25, 2007	Baylor	**	3	0	2	0	0	0	0	0	0	0	0	0	0	1	0	1	1	0	0	.351	
Mar 27, 2007	New Mexico State	*	3	0	1	2	0	0	0	0	0	0	0	0	1	0	0	1	0	0	0	.351	
Mar 30, 2007	Kansas State	**	5	1	1	0	0	0	0	0	0	0	0	0	0	0	0	1	0	2	0	.343	
Mar 31, 2007	Kansas State	**	4	1	1	0	0	0	2	0	0	0	0	0	0	1	0	1	1	0	0	.340	
Apr 01, 2007	Kansas State	**	4	0	1	0	0	0	0	0	0	0	0	1	0	0	0	1	3	0	0	.336	
Apr 05, 2007	Texas A&M	**	4	0	0	0	0	0	0	0	0	0	0	0	0	0	0	1	0	3	0	.325	
Apr 06, 2007	Texas A&M	**	5	1	1	0	1	0	0	0	0	0	0	0	0	0	0	1	0	0	0	.319	
Apr 10, 2007	Hardin Simmons	*	1	1	1	0	0	0	0	0	0	0	0	0	0	0	0	0	0	0	0	.325	
Apr 13, 2007	Texas	**	3	0	0	0	0	0	0	0	0	0	0	0	0	0	0	3	0	3	0	.317	
Apr 14, 2007	Texas	**	3	0	0	0	0	0	0	0	0	0	0	0	0	0	0	2	0	0	0	.310	
Apr 23, 2007	College of SW	**	4	1	2	0	0	0	0	0	0	0	0	0	0	0	0	0	0	1	0	.315	
Apr 25, 2007	TCU	*	1	0	0	0	0	0	0	0	0	0	0	0	0	0	0	0	0	0	0	.313	
Apr 27, 2007	Missouri	*	3	0	0	0	0	0	0	0	0	0	0	0	0	0	0	3	1	1	0	.306	
Apr 28, 2007	Missouri	*	0	0	0	0	0	0	0	0	0	0	0	0	0	0	0	0	0	0	0	.306	
May 01, 2007	Dallas Baptist	*	1	1	1	0	1	0	0	0	0	0	0	0	0	0	0	0	0	0	0	.311	
May 11, 2007	Oklahoma State	*	1	0	0	0	0	0	0	0	0	0	0	0	0	0	0	0	0	0	0	.309	
May 12, 2007	Oklahoma State	*	3	0	0	0	0	0	0	0	0	0	0	0	0	1	0	3	2	1	0	.302	
May 13, 2007	Oklahoma State	*	0	0	0	0	0	0	0	0	0	0	0	0	0	0	0	0	0	0	0	.302	
May 14, 2007	New Mexico	*	3	0	1	0	0	0	0	0	0	0	0	0	0	1	1	1	3	1	0	.303	
May 15, 2007	New Mexico State	*	1	0	0	0	0	0	0	0	0	0	0	0	0	0	0	0	2	0	0	.301	
May 18, 2007	Oklahoma	**	3	0	0	0	0	0	0	0	0	0	0	0	0	0	0	0	1	2	1	.295	
May 19, 2007	Oklahoma	**	4	1	1	0	0	0	0	0	0	0	1	0	0	0	1	6	6	0	0	.293	
May 20, 2007	Oklahoma	*	4	1	2	2	0	0	1	0	0	0	0	0	0	0	1	4	1	0	0	.299	
<b>Totals</b>			<b>40</b>	<b>154</b>	<b>29</b>	<b>46</b>	<b>15</b>	<b>8</b>	<b>0</b>	<b>2</b>	<b>18</b>	<b>0</b>	<b>2</b>	<b>2</b>	<b>2</b>	<b>2</b>	<b>1</b>	<b>6</b>	<b>30</b>	<b>36</b>	<b>68</b>	<b>5</b>	<b>.299</b>

# THE RED RAIDERS



## SAM JANCA

Sophomore • Right-Handed Pitcher  
6-1 • 211 • R/R  
Georgetown, Texas/Georgetown

# 41

# TEXAS TECH

### 2007 SEASON

Logged 12 appearances on the season including a pair of starts...finished with an 0-1 record and a 7.41 ERA...tallied 17 innings of work and 14 strikeouts.

### HIGH SCHOOL

Graduated from Georgetown High School on May 28, 2006...four-year letterwinner in baseball and coached by Danny Wallace...was an All-District selection all four years of high school...First Team All-Centex and All-State his senior year as a third baseman/pitcher...went 8-3 on the mound his senior year with a 2.68 ERA...helped lead his team to two Bi-District Championships...member of FFA and FCA.

### PERSONAL

Born on August 21, 1988 in Austin, Texas...son of I.G. and Leslie Janca...both parents are graduates of Texas A&M...has one younger brother, George...enjoys hunting and fishing in his spare time...majoring in business.



# THE RED RAIDERS



## JANCA GAME-BY GAME (2007)

Date	Opponent	GS	IP	H	R	ER	BB	SO	2B	3B	HR	WP	BK	HBP	IBB	Score	W	L	SV	ERA
Feb 06, 2007	New Mexico	1.0	3	2	1	1	1	1	0	0	0	0	0	0	0	13-15	0	1	0	9.00
Feb 11, 2007	Northwestern	1.0	0	1	1	3	0	0	0	0	0	0	0	0	0	4-3	0	1	0	9.00
Feb 27, 2007	New Mexico	* 2.0	3	3	2	3	2	1	0	1	0	1	0	0	0	10-8	0	1	0	9.00
Mar 07, 2007	UNLV	1.2	1	0	0	1	2	1	0	0	0	0	0	0	0	4-5	0	1	0	6.35
Mar 16, 2007	Nebraska	1.0	0	3	3	3	0	0	0	0	1	0	1	0	0	1-13	0	1	0	9.45
Mar 25, 2007	Baylor	2.2	2	2	2	5	3	1	0	0	0	0	1	0	0	4-14	0	1	0	8.68
Apr 10, 2007	Hardin Simmons	1.0	2	1	0	0	1	0	0	0	1	0	0	0	0	17-6	0	1	0	7.84
Apr 14, 2007	Texas	1.0	1	0	0	0	0	1	0	0	0	0	0	0	0	1-10	0	1	0	7.15
Apr 23, 2007	College of SW	1.0	0	0	0	2	2	0	0	0	1	0	0	0	0	9-3	0	1	0	6.57
Apr 28, 2007	Missouri	2.0	0	3	3	3	1	0	0	0	0	0	1	0	0	7-12	0	1	0	7.53
May 12, 2007	Oklahoma State	0.1	0	0	0	0	1	0	0	0	0	0	0	0	0	0-7	0	1	0	7.36
May 14, 2007	New Mexico	* 2.1	3	2	2	3	1	1	0	1	0	0	1	0	0	9-8	0	1	0	7.41
<b>Totals</b>		<b>2</b>	<b>17.0</b>	<b>15</b>	<b>17</b>	<b>14</b>	<b>24</b>	<b>14</b>	<b>5</b>	<b>0</b>	<b>2</b>	<b>3</b>	<b>1</b>	<b>4</b>	<b>0</b>	<b>79-104</b>	<b>0</b>	<b>1</b>	<b>0</b>	<b>7.41</b>

# THE RED RAIDERS



## JOEY KENWORTHY

Sophomore • Infielder  
5-5 • 158 • S/R  
Houston, Texas/Cypress Falls

# 6

# TEXAS TECH

### 2007 SEASON

Ended the season with a .182 average along with 10 hits, four doubles and four RBIs...played in 25 games and made 12 starts... earned the starting nod at second base in Tech's season opener against Stephen F. Austin...went 3-for-6 in Tech's Big 12 opener against Nebraska on March 15...scored the winning run in the bottom of the 11th on a wild pitch.

### HIGH SCHOOL

Graduated from Houston's Cypress Falls High School on May 27, 2006...lettered in both baseball and football...coached by Brent McDonald and Carl McClosky...helped lead his team to the regional semifinals his sophomore and junior seasons...hit .409 as a junior in 88 at-bats and drew 16 walks...missed his senior season due to injury.

### PERSONAL

Born on June 6, 1988 in Houston, Texas...son of Robert and Pauline Kenworthy...both of his parents are self-employed...has five siblings - Sarah Dearborne, Kate Kenworthy, Mary Beth Carr, Emily Sejman and Sally Kenworthy...undecided on major.

### KENWORTHY'S CAREER HIGHS

**Games Played (Season):** 25 (2007)

**Games Started (Season):** 12 (2007)

**At-Bats:** Six, vs. Nebraska, 3/15/07

**Runs Scored:** One, twice

**Hits:** Three, vs. Nebraska, 3/15/07

**RBI:** Two, vs. Texas A&M-Corpus Christi, 3/9/07

**Doubles:** One, vs. New Mexico, 2/6/07


**Triples:** None

**Home Runs:** None

**Walks:** One, several times

**Strikeouts:** One, several times

**Stolen Bases:** One, vs. Texas A&M-Corpus Christi, 3/9/07



# THE RED RAIDERS



## KENWORTHY GAME-BY GAME (2007)

Date	Opponent	GS	AB	R	H	RBI	2B	3B	HR	BB	IBB	SB	CS	HBP	SAC	SF	GDP	K	PO	A	E	Avg	
Feb 03, 2007	Stephen F. Austin	*	4	0	0	0	0	0	0	1	0	0	0	0	0	0	0	1	7	1	0	.000	
Feb 06, 2007	New Mexico	*	4	1	1	1	1	0	0	1	0	0	0	1	0	0	0	0	0	0	0	.125	
Feb 09, 2007	Northwestern	*	4	0	0	0	0	0	0	0	0	0	0	0	0	0	0	0	3	2	0	.083	
Feb 11, 2007	Western Illinois		1	0	0	0	0	0	0	0	0	0	0	0	0	0	1	0	0	1	0	.077	
Feb 12, 2007	Western Illinois		1	0	0	0	0	0	0	0	0	0	0	0	0	0	0	0	0	0	0	.071	
Feb 16, 2007	Dallas Baptist		1	2	0	0	0	0	0	0	0	0	0	0	0	0	0	0	0	3	0	.067	
Feb 24, 2007	Northern Illinois		0	0	0	0	0	0	0	0	0	0	0	0	0	0	0	0	0	0	0	.067	
Feb 25, 2007	Northern Illinois	*	3	0	0	0	0	0	0	0	0	0	0	0	0	0	0	0	2	0	0	.056	
Mar 07, 2007	UNLV	*	4	1	1	0	0	0	0	0	0	0	0	0	0	0	0	0	2	2	0	.091	
Mar 09, 2007	Texas A&M-CC	*	4	1	2	2	0	0	0	0	0	1	0	0	0	0	0	0	0	2	0	.154	
Mar 10, 2007	Rice	*	2	1	0	0	0	0	0	0	0	0	0	1	0	0	0	0	5	4	2	.143	
Mar 11, 2007	TCU		1	0	0	0	0	0	0	1	0	0	0	0	0	0	0	0	0	1	0	.138	
Mar 15, 2007	Nebraska	*	6	1	3	0	2	0	0	0	0	0	0	0	0	0	0	1	5	6	0	.200	
Mar 16, 2007	Nebraska	*	4	0	0	0	0	0	0	0	0	0	0	0	0	0	0	1	3	0	0	.179	
Mar 17, 2007	Nebraska	*	5	1	1	0	0	0	0	0	0	0	0	0	0	0	0	0	1	0	0	.182	
Mar 23, 2007	Baylor	*	1	0	0	0	0	0	0	1	0	0	0	0	1	0	0	1	2	5	1	.178	
Mar 24, 2007	Baylor		0	0	0	0	0	0	0	0	0	0	0	0	0	0	0	0	1	1	0	.178	
Mar 27, 2007	New Mexico State		0	0	0	0	0	0	0	0	0	0	0	0	0	0	0	0	0	1	0	.178	
Apr 05, 2007	Texas A&M	*	4	0	1	0	0	0	0	0	0	0	0	0	0	0	0	1	0	0	0	.184	
Apr 10, 2007	Hardin Simmons		2	0	1	1	1	0	0	0	0	0	0	0	0	0	0	0	1	1	1	.196	
Apr 14, 2007	Texas		1	0	0	0	0	0	0	0	0	0	0	0	0	0	0	1	0	0	0	.192	
Apr 22, 2007	Kansas		1	0	0	0	0	0	0	0	0	0	0	0	0	0	0	0	0	1	0	.189	
Apr 23, 2007	College of SW		1	0	0	0	0	0	0	0	0	0	0	0	0	0	0	0	0	0	0	.185	
May 01, 2007	Dallas Baptist		1	0	0	0	0	0	0	0	0	0	0	0	0	0	0	0	0	0	0	.182	
May 14, 2007	New Mexico		0	0	0	0	0	0	0	0	0	0	0	0	0	0	0	0	1	0	0	.182	
<b>Totals</b>			<b>12</b>	<b>55</b>	<b>8</b>	<b>10</b>	<b>4</b>	<b>4</b>	<b>0</b>	<b>0</b>	<b>4</b>	<b>0</b>	<b>1</b>	<b>0</b>	<b>2</b>	<b>1</b>	<b>0</b>	<b>1</b>	<b>6</b>	<b>33</b>	<b>31</b>	<b>4</b>	<b>.182</b>

# THE RED RAIDERS



## ROGER KIESCHNICK

Junior • Outfielder/Infielder  
6-3 • 215 • L/R  
Rockwall, Texas/Rockwall

# 33

2008 Wallace Award Candidate

# TEXAS TECH

### 2007 SEASON

Second-Team All-Big 12 Selection...finished the season with a .302 batting average and started all 55 of Tech's games during the season...tallied a Big 12 leading 25 doubles...added five triples and 13 home runs...36 RBIs...**IN BIG 12 PLAY**; hit .269 with eight doubles, one triple and four home runs...picked up his first home run of the season against New Mexico on Feb. 2. Hit a solo blast in the first inning and ended the day 2-for-5 with two runs scored and an RBI...launched his second career grand slam against Western Illinois on Feb. 11...the home run broke open a 1-1 game in the fifth inning...was his first grand slam since his Red Raider debut back in 2006 (Feb. 3 vs. Louisiana Monroe)...enjoyed a career day on Feb. 27 at New Mexico...set a new school record as he recorded five multiple base hits in a 5-for-5 day at the plate...launched two home runs, two doubles and one triple...also added four RBI to help Tech overcome a six-run deficit and post a 10-8 win over the Lobos...his five hits also extended his hit streak to 12 games...his 12 game hit streak came to an end on Friday, March 2 against Cal State Northridge...rebounded from that game by going 4-for-9 with three RBIs the next two days...went 2-for-4 with a pair of doubles and two RBI to lead Tech past New Mexico State on Tuesday, March 27...was a double away from the cycle in the final game against Texas A&M on April 6...went 4-for-5 with two singles, a triple and a home run...hit a pair of home runs in the Texas series to get to the double digit mark (10) for the first time in his career...moved into a tie for fifth place on the Texas Tech single-season doubles list when he hit his 24th of the year against Dallas Baptist on May 1...went 2-for-5 with a home run and two RBIs and extended a hit streak to nine games.

### 2006

Honors: Most heralded freshman at Texas Tech since Josh Bard and became the first Red Raider to sweep Freshman of the Year Honors...earned Freshman Player of the Year accolades from *The Dallas Morning News*, *Austin American Statesman*, *San Antonio Express-News*, *The Oklahoman*, *Waco Tribune-Herald*, *Fort Worth Star-Telegram* and the Big 12 Coaches...First Team All-Big 12 - The Dallas Morning News, Big 12 Coaches...Second Team All-Big 12 - Austin American Statesman...ended his freshman campaign with the second best batting average on the team (.359) behind Matt Smith...led the squad with 29 multiple-hit games and was third with 11 multiple-RBI games...added 85 total hits, 14 doubles, two triples and a team-high 55 RBIs...his nine home runs on the season are the most by a Tech freshman since Josh Bard hit 13 back in 1997...was 8-for-10 in stolen bases and committed just one error all season...hit safely in 48 of 58 games...started all 58 games of the season (55 in left field and three as the designated hitter)...enjoyed one of the most successful debuts by a Texas Tech freshman in school history during the three-game season opening series against Louisiana-Monroe. Finished the three-game series with a .467 average along with three home runs, two doubles, one triple and 11 RBI...became the first true freshman to hit a grand slam in a season opener. Finished that game 2-for-4 at the plate with a game-high six RBI...Named the National Player of the Week by RosenblattReport.com (Rivals Network) for his efforts against Louisiana-Monroe...hit .412 in four games against ENMU, DBU, UTA and Oral Roberts...went 7-for-17 at the plate with six RBI...extended his current hit streak to 13 games with a single in the top of the first against UNLV...his 13-game streak is the longest by any student-athlete in the Big 12 this year (his 13-game streak was snapped in the series opener against UNC Asheville on March 9)...led the Tech offense with a 2-for-4 night at the plate and picked up his sixth multiple-RBI (two RBI) game of the year against New Mexico State in Roswell (3/14)...led the Red Raidertallied a .455 average in the three-game series against Baylor...finished with a team-high nine RBI and hit two home runs...his home run on Sunday cleared the 18-foot monster in center field and he became the first starter since Josh Brady (2004) to do so...went 5-for-11 (.455) with two RBI and had two multiple-hit games in the series against Kansas State...Led the Red Raider offense in the final home series against Missouri (5/12-14)...went 8-for-12 at the plate (.667) and tallied a pair of three-hit games on Saturday and Sunday...added his eighth home run of the year in the Saturday game to pull the Red Raiders within two runs and helped set up a big rally in the ninth...named the Big 12 Player of the Week for his efforts against Missouri.

### HIGH SCHOOL

Was a standout outfielder at Rockwall High School in Rockwall, Texas...teammate of James Leverton...helped lead his team to the Class 5A State Championship game as a senior...as a junior his team advanced to the regional finals and as a sophomore the regional semifinals...was a three-time All-District selection...was an All-State selection by the Texas Sports Writers and the Texas High School Coaches Association...named to the National High School Baseball Coaches Association District 6 Team as an outfielder...North Texas High School Baseball Coaches All-Star Game participant...his senior season he hit .319 with three doubles, one triple, six home runs, eight stolen bases and 19 RBI...**AS A JUNIOR**...hit .284 with 29 hits, two home runs, nine doubles, three triples and four stolen bases...**AS A SOPHOMORE**...hit .381 with 32 hits, one home run, nine doubles and two triples.

### PERSONAL

Born on January 21, 1987 in Dallas, Texas...son of Roger and Leslie Kieschnick...has one sister, Caroline...enjoys fishing and playing Super Nintendo...undecided on major.

### KIESCHNICK'S CAREER HIGHS

**Games Played (Season):** 58 (2006)

**Games Started (Season):** 58 (2006)

**At-Bats:** Six, several times

**Runs Scored:** Five, at New Mexico, 2/27/07

**Hits:** Five, at New Mexico, 2/27/07

**RBI:** Six, vs. Louisiana-Monroe, 2/3/06

**Doubles:** Two, twice

**Triples:** One, three times

**Home Runs:** Two, twice (last at New Mexico, 2/27/07)

**Walks:** Two, several times

**Strikeouts:** Three, three times

**Stolen Bases:** One, several times



# THE RED RAIDERS



## KIESCHNICK GAME-BY GAME (2007)

Date	Opponent	GS	AB	R	H	RBI	2B	3B	HR	BB	IBB	SB	CS	HBP	SAC	SF	GDP	K	PO	A	E	Avg
Feb 03, 2007	Stephen F. Austin	*	5	1	3	0	1	0	0	0	0	0	0	0	0	0	0	1	2	0	0	.600
Feb 04, 2007	Stephen F. Austin	*	5	0	0	0	0	0	0	0	0	0	0	0	0	0	0	1	1	0	0	.300
Feb 06, 2007	New Mexico	*	5	2	2	1	1	0	1	0	0	1	0	1	0	0	0	1	3	0	0	.333
Feb 09, 2007	Northwestern	*	5	1	1	0	1	0	0	0	0	0	0	0	0	0	0	0	1	0	0	.300
Feb 11, 2007	Northwestern	*	5	1	2	0	1	0	0	0	0	1	0	0	0	0	0	1	2	0	0	.320
Feb 11, 2007	Western Illinois	*	4	1	1	4	0	0	1	0	0	0	0	0	0	0	0	1	1	0	0	.310
Feb 12, 2007	Western Illinois	*	6	2	2	0	1	1	0	0	0	0	0	0	0	0	0	1	0	0	0	.314
Feb 16, 2007	Dallas Baptist	**	3	3	2	1	1	0	0	2	0	0	0	0	0	0	1	0	2	0	0	.342
Feb 17, 2007	St. John's	**	4	1	1	1	0	0	0	1	0	0	0	0	0	0	0	0	3	0	0	.333
Feb 18, 2007	St. John's	**	4	1	1	0	1	0	0	0	0	0	0	0	0	0	0	1	1	0	0	.326
Feb 23, 2007	Northern Illinois	**	4	1	2	1	0	0	1	0	0	0	0	0	0	0	0	1	1	0	0	.340
Feb 24, 2007	Northern Illinois	**	5	1	2	0	0	0	0	1	0	1	1	0	0	0	0	1	1	0	0	.345
Feb 25, 2007	Northern Illinois	**	4	0	1	0	1	0	0	0	0	0	0	0	0	0	0	1	2	0	0	.339
Feb 27, 2007	New Mexico	**	5	5	4	2	1	2	0	0	0	0	0	0	0	0	0	0	2	0	0	.391
Mar 02, 2007	CS Northridge	**	2	0	0	0	0	0	2	0	0	1	0	0	0	0	0	0	1	0	0	.379
Mar 03, 2007	CS Northridge	**	5	0	1	0	1	0	0	0	0	0	0	0	0	0	1	2	1	0	0	.366
Mar 04, 2007	CS Northridge	**	4	2	3	3	0	1	1	1	0	0	0	0	0	0	0	0	0	0	0	.387
Mar 06, 2007	UNLV	**	5	1	1	0	0	1	0	0	0	0	0	0	0	0	0	1	1	0	0	.375
Mar 07, 2007	UNLV	**	3	1	0	0	0	0	2	1	0	0	0	0	0	0	0	0	6	0	0	.361
Mar 09, 2007	Texas A&M-CC	**	5	1	1	0	1	0	0	0	0	0	0	0	0	0	0	1	2	0	0	.352
Mar 10, 2007	Rice	**	3	0	1	0	0	0	1	1	0	0	0	0	0	0	0	2	0	0	0	.352
Mar 11, 2007	TCU	**	3	0	0	0	0	0	1	0	0	0	0	0	0	0	0	0	2	0	0	.340
Mar 15, 2007	Nebraska	**	4	1	3	0	0	0	2	1	0	0	0	0	0	0	0	0	2	1	0	.35
Mar 16, 2007	Nebraska	**	4	0	0	0	0	0	0	0	0	0	0	0	0	0	0	1	5	0	0	.343
Mar 17, 2007	Nebraska	**	4	1	1	0	1	0	0	1	1	0	0	0	0	0	0	1	3	0	0	.34
Mar 23, 2007	Baylor	**	4	0	1	0	1	0	0	0	0	0	0	0	0	0	0	1	2	0	0	.33
Mar 24, 2007	Baylor	**	6	0	2	2	0	0	0	0	0	0	0	0	0	0	0	2	3	0	1	.336
Mar 25, 2007	Baylor	**	4	1	2	1	0	0	1	0	0	0	0	0	0	0	0	1	2	0	0	.342
Mar 27, 2007	New Mexico State	**	4	2	2	2	2	0	0	1	0	0	0	0	0	0	0	1	3	0	0	.347
Mar 30, 2007	Kansas State	**	5	1	2	1	1	0	0	0	0	0	0	0	0	0	0	1	3	0	0	.349
Mar 31, 2007	Kansas State	**	5	1	1	0	1	0	0	0	0	0	0	0	0	0	0	3	2	0	0	.343
Apr 01, 2007	Kansas State	**	4	0	0	0	0	0	0	1	0	0	0	0	0	0	1	1	3	0	0	.333
Apr 05, 2007	Texas A&M	**	3	1	0	0	0	0	1	0	0	0	0	0	0	0	0	0	1	0	0	.326
Apr 06, 2007	Texas A&M	**	5	3	4	2	0	1	1	0	0	1	0	0	0	0	0	0	2	0	0	.342
Apr 10, 2007	Hardin Simmons	**	3	1	2	1	0	0	0	0	0	0	0	0	1	0	0	1	1	0	0	.342
Apr 13, 2007	Texas	**	4	1	1	1	0	0	1	0	0	0	0	1	0	0	0	3	2	1	0	.340
Apr 14, 2007	Texas	**	4	1	1	1	0	0	1	0	0	0	0	0	0	0	1	0	4	0	0	.338
Apr 15, 2007	Texas	**	4	0	0	0	0	0	0	0	0	0	0	0	0	0	0	1	4	0	0	.329
Apr 20, 2007	Kansas	**	4	0	3	1	1	0	0	0	0	1	1	0	0	0	0	0	4	0	0	.339
Apr 21, 2007	Kansas	**	3	0	1	0	0	0	1	0	0	0	0	0	0	0	0	1	4	0	0	.339
Apr 22, 2007	Kansas	**	4	0	1	0	1	0	0	0	0	0	0	0	0	0	0	0	3	0	0	.337
Apr 23, 2007	College of SW	**	4	2	1	1	0	0	1	1	0	2	0	0	0	0	0	0	4	0	0	.335
Apr 25, 2007	TCU	**	4	1	2	1	1	0	0	0	0	0	0	1	0	0	0	1	0	0	0	.339
Apr 27, 2007	Missouri	**	5	1	1	1	1	0	0	0	0	0	0	0	0	0	0	0	2	0	0	.335
Apr 28, 2007	Missouri	**	4	1	2	0	0	0	0	1	0	0	1	0	0	0	0	0	3	0	0	.339
Apr 29, 2007	Missouri	**	4	0	1	0	0	0	0	0	0	0	0	0	0	0	0	1	2	0	0	.337
May 01, 2007	Dallas Baptist	**	5	2	2	2	1	0	1	1	0	0	0	0	0	0	0	0	4	0	0	.338
May 11, 2007	Oklahoma State	**	4	1	1	1	1	0	0	1	0	0	0	0	0	0	0	0	1	0	0	.337
May 12, 2007	Oklahoma State	**	4	0	0	0	0	0	0	0	0	0	0	0	0	0	0	1	3	0	0	.330
May 13, 2007	Oklahoma State	**	3	0	0	0	0	0	1	0	0	0	0	0	0	0	0	1	2	0	0	.325
May 14, 2007	New Mexico	**	5	1	1	1	0	0	1	0	0	0	0	0	0	0	0	2	6	0	0	.322
May 15, 2007	New Mexico State	**	5	0	0	0	0	0	0	0	0	0	0	0	0	0	0	1	1	0	0	.315
May 18, 2007	Oklahoma	**	5	1	0	0	0	0	0	0	0	0	0	0	0	0	0	2	4	0	1	.308
May 19, 2007	Oklahoma	**	4	0	0	0	0	0	0	0	0	0	0	0	1	0	0	0	2	0	0	.303
May 20, 2007	Oklahoma	**	4	1	1	1	0	0	0	1	0	0	0	0	0	0	0	2	2	0	0	.302
<b>Totals</b>			<b>55</b>	<b>232</b>	<b>50</b>	<b>70</b>	<b>36</b>	<b>25</b>	<b>5</b>	<b>13</b>	<b>24</b>	<b>4</b>	<b>7</b>	<b>4</b>	<b>3</b>	<b>1</b>	<b>1</b>	<b>44</b>	<b>124</b>	<b>3</b>	<b>2</b>	<b>.302</b>

# THE RED RAIDERS



## CORY LARGE

Junior • Left-Handed Pitcher  
6-2 • 177 • L/L  
Bedford, Texas/L.D. Bell

# 43

# TEXAS TECH

### 2007 SEASON

Finished the season with a 2-1 overall record and a 6.62 ERA...made six appearances on the year and five starts...logged 17 2/3 innings...returned to the mound on April 10 against Hardin Simmons after missing 27 games due to a shoulder injury...picked up his second win by tossing 2 2/3 innings...earned his first career Big 12 start in the series finale against Kansas on April 22...set a new career high for innings pitched (5.0) and strikeouts (four)...held the Jayhawks to just one run but was pulled at the start of the sixth inning due to a preset pitch count...earned a no-decision.

### 2006

Logged 14 2/3 innings of work in 11 appearances...made one start (at New Mexico on Feb. 14) and 10 relief appearances...finished with a 5.52 ERA along with 17 strikeouts and a team-high four pickoffs...saved his best outing of the year for last as he no-hit Oklahoma State (May 20) for 2 1/3 innings (his longest appearance of the year) and struckout three.

### HIGH SCHOOL


A 2005 graduate of Class 5A L.D. Bell High School in Hurst, Texas...one of the top prospects in the DFW Metroplex area after the spring of 2005...was named District MVP in both his junior and senior seasons at L.D. Bell...earned All-State honors as a junior and senior and played in the 2005 Texas High School Baseball Coaches Association All-Star Game as well as the North Texas High School Baseball Coaches Association All-Star Game...helped lead his team to consecutive district championships...**AS A SENIOR**...tallied a 9-2 overall record and a 1.21 ERA...**AS A JUNIOR**...went 8-0 on the mound with four saves and a 0.61 ERA.

### PERSONAL

Born on October 12, 1986 in Fort Worth, Texas...son of Gary and Terri Large...his father, Gary, is retired and his mother, Terri, is a teacher...has two older sisters, Cari and Casi...majoring in business.



# THE RED RAIDERS



## LARGE GAME-BY GAME (2007)

Date	Opponent	GS	IP	H	R	ER	BB	SO	2B	3B	HR	WP	BK	HBP	IBB	Score	W	L	SV	ERA
Feb 12, 2007	Western Illinois	*	2.0	0	0	0	1	3	0	0	0	0	0	0	0	13-11	1	0	0	0.00
Apr 10, 2007	Hardin Simmons	*	2.2	3	3	3	1	3	0	0	0	0	1	0	0	17-6	2	0	0	5.79
Apr 15, 2007	Texas	*	1.0	0	0	0	0	0	0	0	0	0	1	0	0	2-4	2	0	0	4.76
Apr 22, 2007	Kansas	*	5.0	4	1	1	1	4	1	0	0	2	0	0	0	1-8	2	0	0	3.38
Apr 29, 2007	Missouri	*	6.0	5	4	4	1	5	3	0	2	0	0	2	0	5-6	2	0	0	4.32
May 11, 2007	Oklahoma State	*	1.0	3	5	5	2	0	0	1	1	0	0	1	0	5-13	2	1	0	6.62
<b>Totals</b>		<b>5</b>	<b>17.2</b>	<b>15</b>	<b>13</b>	<b>13</b>	<b>6</b>	<b>15</b>	<b>4</b>	<b>1</b>	<b>3</b>	<b>2</b>	<b>2</b>	<b>3</b>	<b>0</b>	<b>43-48</b>	<b>2</b>	<b>1</b>	<b>0</b>	<b>6.62</b>

## CAREER STATISTICS BREAKDOWN

	W-L-SV	ERA	IP	H	R	ER	BB	SO
Start (5 games)	2-1	8.19	18.2	19	19	17	7	18
Relief (11 games)	0-0	3.29	13.2	17	8	5	9	14
Home	2-1	6.13	14.2	13	10	10	8	15
Away	0-0	6.00	15.0	20	15	10	5	14
Neutral	0-0	6.75	2.2	3	2	2	2	3
Non-Big 12	1-0	6.35	17.0	22	17	12	12	19
Big 12	0-1	5.86	15.1	14	10	10	4	12
Big 12 Home	0-1	9.00	6.0	7	6	6	3	1
Big 12 Away	0-0	3.85	9.1	7	4	4	1	8
February	1-0	8.64	8.1	11	10	8	5	11
March	0-0	2.25	4.0	8	4	1	5	5
April	0-0	4.59	15.2	13	8	8	3	12
May	0-1	10.38	4.1	4	5	5	3	3
June	0-0	0.00	0.0	0	0	0	0	0

# THE RED RAIDERS



## BLAKE LEMEN

Sophomore • Infielder  
6-0 • 167 • L/R  
Abilene, Texas/Wylie

# 5

# TEXAS TECH

### 2007 SEASON

Played in 27 games as a true freshman and logged three starts...ended the season with a .231 average along with six hits and two RBIs.

### HIGH SCHOOL

Graduated from Abilene Wylie High School in May of 2006...lettered in baseball and played under coaches Clay Martin, Grant Martin and Greg Ruffin...helped lead his team to district championships in 2004 and 2005 as well as an area title in '05...his senior season his team advanced all the way to the State Semifinals before falling to Falfurrias (5-2)...was an All-District performer his sophomore and junior seasons including the districts defensive MVP honor his junior season...as a senior, he repeated as the district's defensive MVP and was named KTAB TV Big Country Player of the Year and THSBCA Third-Team All-State...named to the UIL All-State Tournament team as the designated hitter...hit .492 as a senior and finished with a .563 on-base percentage.

### PERSONAL

Born on December 11, 1987 in Abilene, Texas...son of Mitch and Dede Lemen...both parents are graduates of McMurry University...father is a CPA and his mother is a homemaker...has one younger brother - Brady...majoring in business.

### LEMEN'S CAREER HIGHS

**Games Played (Season):** 27 (2007)

**Games Started (Season):** 3 (2007)

**At-Bats:** Four, at Kansas State, 3/30/07

**Runs Scored:** One, twice

**Hits:** One, several times

**RBI:** One, twice

**Doubles:** None

**Triples:** None

**Home Runs:** None

**Walks:** One, several times

**Strikeouts:** One, several times

**Stolen Bases:** One, vs. New Mexico State, 3/27/07





# THE RED RAIDERS



## LEMEN GAME-BY GAME (2007)

Date	Opponent	GS	AB	R	H	RBI	2B	3B	HR	BB	1BB	SB	CS	HBP	SAC	SF	GDP	K	PO	A	E	Avg
Feb 03, 2007	Stephen F. Austin	1	0	0	0	0	0	0	0	0	0	0	0	0	0	0	0	0	0	0	0	.000
Feb 09, 2007	Northwestern	0	0	0	0	0	0	0	1	0	0	0	0	0	0	0	0	0	0	0	0	.000
Feb 11, 2007	Western Illinois	1	0	1	0	0	0	0	0	0	0	0	0	0	0	0	0	0	0	0	0	.500
Feb 12, 2007	Western Illinois	1	0	0	0	0	0	0	0	0	0	0	0	0	0	0	0	1	0	0	0	.333
Feb 16, 2007	Dallas Baptist	1	0	0	0	0	0	0	0	0	0	0	0	0	0	0	0	0	0	0	0	.250
Feb 18, 2007	St. John's	*	2	0	0	0	0	0	0	0	0	0	0	0	0	0	0	1	0	0	0	.167
Mar 04, 2007	CS Northridge	1	0	0	0	0	0	0	0	0	0	0	0	0	0	0	0	0	0	0	0	.143
Mar 07, 2007	UNLV	0	0	0	0	0	0	0	0	0	0	0	0	0	0	0	0	0	0	0	0	.143
Mar 15, 2007	Nebraska	1	0	0	0	0	0	0	0	0	0	0	0	0	0	0	0	0	0	0	0	.125
Mar 16, 2007	Nebraska	0	0	0	0	0	0	0	1	0	0	0	0	0	0	0	0	0	0	0	0	.125
Mar 24, 2007	Baylor	1	0	1	1	0	0	0	0	0	0	0	0	0	0	0	0	0	0	0	0	.222
Mar 25, 2007	Baylor	1	0	0	0	0	0	0	0	0	0	0	0	0	0	0	0	0	0	0	0	.200
Mar 27, 2007	New Mexico State	*	2	1	0	0	0	0	0	0	1	0	0	0	0	0	0	0	1	0	0	.16
Mar 30, 2007	Kansas State	*	4	0	1	0	0	0	0	0	0	0	0	0	0	0	0	0	2	0	0	.18
Apr 05, 2007	Texas A&M	1	0	0	0	0	0	0	0	0	0	0	0	0	0	0	0	1	0	0	0	.176
Apr 10, 2007	Hardin Simmons	1	1	1	0	0	0	0	0	0	0	0	0	0	0	0	0	0	0	0	0	.222
Apr 13, 2007	Texas	0	0	0	0	0	0	0	1	0	0	0	0	0	0	0	0	0	0	0	0	.222
Apr 14, 2007	Texas	1	0	0	0	0	0	0	0	0	0	0	0	0	0	0	0	1	0	0	0	.211
Apr 22, 2007	Kansas	0	0	0	0	0	0	0	1	0	0	0	0	0	0	0	0	0	0	0	0	.211
Apr 23, 2007	College of SW	0	0	0	0	0	0	0	1	0	0	0	0	0	0	0	0	0	0	0	0	.211
Apr 27, 2007	Missouri	1	0	0	0	0	0	0	0	0	0	0	0	0	0	0	0	0	0	0	0	.200
Apr 28, 2007	Missouri	1	0	0	0	0	0	0	0	0	0	0	0	0	0	0	0	1	0	0	0	.190
May 11, 2007	Oklahoma State	1	0	1	0	0	0	0	0	0	0	0	0	0	0	0	0	0	0	0	0	.227
May 13, 2007	Oklahoma State	1	0	0	0	0	0	0	0	0	0	0	0	0	0	0	0	0	0	0	0	.217
May 14, 2007	New Mexico	1	1	1	1	0	0	0	0	0	0	0	0	0	0	0	0	0	0	0	0	.250
May 15, 2007	New Mexico State	1	0	0	0	0	0	0	0	0	0	0	0	0	0	0	0	0	0	0	0	.240
May 18, 2007	Oklahoma	1	0	0	0	0	0	0	0	0	0	0	0	0	0	0	0	1	0	0	0	.231
<b>Totals</b>		<b>3</b>	<b>26</b>	<b>3</b>	<b>6</b>	<b>2</b>	<b>0</b>	<b>0</b>	<b>5</b>	<b>0</b>	<b>1</b>	<b>0</b>	<b>0</b>	<b>0</b>	<b>0</b>	<b>0</b>	<b>0</b>	<b>6</b>	<b>3</b>	<b>0</b>	<b>0</b>	<b>.231</b>

# THE RED RAIDERS



## JAMES LEVERTON

Junior • Left-Handed Pitcher  
6-2 • 200 • R/L  
Rockwall, Texas/Rockwall

# 10

# TEXAS TECH

### 2007 SEASON

Honorable Mention All-Big 12...wrapped up the season with a .290 batting average along with 54 hits, six doubles, three home runs and 25 RBIs...started 53 games...in Big 12 play he hit .301 for the year (third best on the team) with four doubles, three home runs and 12 RBIs...picked up a pair of multiple hit games during the weekend series against Northern Illinois (2/23-2/25)...went 3-for-3 with a season-high three RBI in Tech's 5-0 shutout of Cal State Northridge on March 2...hit .625 in the two-game series against UNLV...went 5-for-8 at the plate with two runs scored and logged 1/3 of an inning of relief on the mound...was instrumental in Tech's series clinching win over Nebraska on March 17...finished the day 2-for-4 with three RBIs...hit his first home run of the year to give Tech a 4-2 lead in the bottom of the fourth...went 5-for-12 (.417) in the weekend series at Kansas State...extended a season-long hit streak to eight games by hitting in all three games of the series...extended a career-high hit streak to 11 games on Tuesday, April 10 against Hardin Simmons...went 2-for-4 with an RBI against the Cowboys...his previous career-high was a nine game streak set during his freshman season (2006)...hit .455 (5-of-11) in the three-game series against Kansas (April 20-22) and added a pair of multiple hit games....hit .375 in the weekend series against Oklahoma State (May 11-13) with one double and one RBI.

### 2006

Finished the season with a .285 batting average...10 doubles, five home runs, 35 RBI, five stolen bases...played in 56 games and made 48 starts (26 at first base, 20 in right field and two in center)... one of six true freshmen that enjoyed playing time in the season opener against Louisiana-Monroe. Earned his first career start in the series finale and ended the three-games set with a .571 batting average along with two home runs and four RBIs...made his first career start at first base against New Mexico on Feb. 14 and had two key RBI that helped Tech comeback and defeat the Lobos 8-7 in extra innings...posted a career-high four hits and five RBI against Eastern New Mexico on Feb. 20... went 4-for-8 in the UNLV series while scoring four runs and notching a team-best five RBI...hit his third home run of the season in the series finale to give Tech an early 3-0 lead in the first inning...picked up his second last at-bat win of the year for the Red Raiders when he picked up an RBI fielder's choice in the bottom of the ninth inning in game-two of the UNC Asheville series (March 10)...gave Tech an 8-7 series' clinching win...notched the game-winning hit against Texas on March 19 when he hit an RBI single in the bottom of the seventh...totaled three doubles in a 14-7 win over New Mexico on April 11th...joined teammate Brian Capps as the only two Tech players to notch three doubles in a game that season.

### HIGH SCHOOL

A 2005 graduate of Rockwall High School in Rockwall, Texas... teammate of Roger Kieschnick...was a three-year letterwinner and helped lead his team to the regional semifinals in 2003, the regional finals in 2004 and the Texas High School Class 5A State Championship game as a senior...was a First-Team All-District pick as a senior and was also named the District 12-5A MVP... was a First-Team All-Area and All-State selection...named to the All-Tournament team at the 2005 State Championships... played in both the East-West and North-South All-Star games.

### PERSONAL

Born on May 13, 1986, in Garland, Texas...son of Harvey and Kathy Leverton...father, Harvey, is a production manager and his mother, Kathy, is a homemaker...has one older brother, Richard...enjoys fishing, playing golf, hunting and playing NBA Jam with teammate Ben Baker.



# THE RED RAIDERS



## LEVERTON GAME-BY GAME (2007)

Date	Opponent	GS	AB	R	H	RBI	2B	3B	HR	BB	IBB	SB	CS	HBP	SAC	SF	GDP	K	PO	A	E	Avg	
Feb 03, 2007	Stephen F. Austin	*	4	1	0	0	0	0	0	1	0	0	0	0	0	0	0	1	8	1	0	.000	
Feb 04, 2007	Stephen F. Austin	**	3	0	1	0	0	0	0	2	0	1	0	0	0	0	0	1	8	0	0	.143	
Feb 09, 2007	Northwestern	**	2	0	0	0	0	0	0	2	0	0	1	0	0	0	1	0	9	2	1	.111	
Feb 11, 2007	Northwestern	**	3	0	0	0	0	0	0	0	0	0	0	1	0	0	0	0	11	1	0	.083	
Feb 11, 2007	Western Illinois	**	3	1	2	1	1	0	0	1	0	0	0	0	0	0	0	0	11	0	0	.200	
Feb 12, 2007	Western Illinois	**	3	1	0	1	0	0	0	1	0	0	0	0	0	0	0	1	10	2	0	.167	
Feb 16, 2007	Dallas Baptist	**	3	1	0	0	0	0	0	1	0	0	0	0	0	0	0	1	7	0	0	.143	
Feb 17, 2007	St. John's	**	5	0	0	1	0	0	0	0	0	0	0	0	0	0	0	0	9	1	0	.115	
Feb 23, 2007	Northern Illinois	**	3	1	2	1	0	0	0	0	0	0	0	1	0	0	0	0	12	1	0	.172	
Feb 24, 2007	Northern Illinois	**	5	0	3	0	0	0	0	0	0	0	0	0	0	0	0	0	5	0	0	.235	
Feb 25, 2007	Northern Illinois	**	4	1	1	0	1	0	0	0	0	0	0	0	0	0	0	2	15	1	0	.237	
Feb 27, 2007	New Mexico	**	5	0	1	1	0	0	0	0	0	0	0	0	0	0	0	0	13	1	0	.233	
Mar 02, 2007	CS Northridge	**	3	1	3	3	0	0	0	0	0	0	0	0	1	0	0	0	9	0	0	.283	
Mar 03, 2007	CS Northridge	**	3	0	0	1	0	0	0	0	0	0	0	1	0	0	0	0	9	0	0	.265	
Mar 04, 2007	CS Northridge	**	3	1	0	0	0	0	0	1	0	0	0	0	0	0	0	0	14	1	0	.250	
Mar 06, 2007	UNLV	**	4	2	2	0	0	0	0	0	0	1	0	0	0	0	0	0	5	2	0	.268	
Mar 07, 2007	UNLV	**	4	0	3	0	0	0	0	0	0	0	0	0	0	0	0	1	0	0	0	.300	
Mar 09, 2007	Texas A&M-CC	**	4	1	0	1	0	0	0	0	0	1	0	0	0	0	0	2	9	0	0	.281	
Mar 10, 2007	Rice	**	3	0	0	0	0	0	0	0	0	0	0	0	0	0	0	1	8	0	0	.269	
Mar 11, 2007	TCU	**	3	0	0	0	0	0	0	0	0	0	0	0	0	0	0	0	3	0	0	.257	
Mar 15, 2007	Nebraska	**	3	1	1	0	1	0	0	2	0	0	0	1	0	0	0	0	10	1	0	.260	
Mar 16, 2007	Nebraska	**	4	0	0	0	0	0	0	0	0	0	0	0	0	0	1	0	6	0	0	.247	
Mar 17, 2007	Nebraska	**	4	2	2	3	0	0	1	0	0	0	0	0	0	0	0	1	11	0	0	.259	
Mar 23, 2007	Baylor	**	4	0	1	0	0	0	0	0	0	0	0	0	0	0	0	2	12	1	0	.259	
Mar 24, 2007	Baylor	**	3	1	2	2	0	0	0	2	0	0	0	0	1	0	0	1	9	1	0	.273	
Mar 25, 2007	Baylor	**	4	0	1	0	0	0	0	0	0	0	0	0	0	0	0	1	1	2	0	.272	
Mar 27, 2007	New Mexico State	**	5	1	2	0	0	0	0	0	0	0	1	0	0	0	0	0	11	1	0	.278	
Mar 30, 2007	Kansas State	**	4	0	1	0	0	0	0	1	0	0	0	0	0	0	0	2	11	0	1	.277	
Mar 31, 2007	Kansas State	**	4	2	2	2	0	0	0	1	0	1	0	0	0	0	0	0	8	1	0	.286	
Apr 01, 2007	Kansas State	**	4	0	2	0	0	0	0	1	0	0	0	0	0	0	0	1	7	3	0	.294	
Apr 05, 2007	Texas A&M	**	4	0	1	0	0	0	0	0	0	0	0	0	0	1	2	13	0	0	0	.292	
Apr 06, 2007	Texas A&M	**	4	2	1	0	1	0	0	0	0	0	0	0	0	0	0	1	9	0	0	.291	
Apr 10, 2007	Hardin Simmons	**	4	1	2	1	0	0	0	0	0	0	0	0	0	0	0	1	5	0	0	.298	
Apr 13, 2007	Texas	**	4	0	0	0	0	0	0	0	0	0	0	0	0	0	0	3	9	1	1	.288	
Apr 14, 2007	Texas	**	2	0	0	0	0	0	0	1	0	0	0	0	0	0	0	0	7	0	0	.283	
Apr 15, 2007	Texas	**	4	0	1	0	0	0	0	0	0	0	0	0	0	0	0	0	8	0	0	.282	
Apr 20, 2007	Kansas	**	4	0	1	0	0	0	0	0	0	0	0	0	0	0	0	1	12	1	0	.281	
Apr 21, 2007	Kansas	**	3	1	2	0	0	0	0	0	0	0	0	0	0	0	0	1	8	0	0	.290	
Apr 22, 2007	Kansas	**	4	0	2	0	0	0	0	0	0	0	0	0	0	0	0	0	8	1	0	.296	
Apr 23, 2007	College of SW	**	2	2	0	0	0	0	0	0	0	2	0	1	0	0	0	0	2	0	0	.292	
Apr 25, 2007	TCU	**	5	1	2	1	0	0	0	0	0	1	0	0	0	0	0	2	8	1	0	.295	
Apr 27, 2007	Missouri	**	2	0	1	0	0	0	0	2	0	0	0	0	1	0	0	1	9	3	0	.298	
Apr 28, 2007	Missouri	**	5	0	1	1	0	0	0	0	0	0	0	0	0	1	1	9	2	0	0	.295	
Apr 29, 2007	Missouri	**	4	1	1	2	0	0	1	0	0	0	0	0	0	0	0	1	5	0	0	.294	
May 01, 2007	Dallas Baptist	**	2	2	1	1	0	0	0	2	0	0	1	0	0	0	0	1	8	0	0	.296	
May 11, 2007	Oklahoma State	**	5	0	2	1	1	0	0	0	0	1	0	0	0	0	0	0	11	0	0	.299	
May 12, 2007	Oklahoma State	**	3	0	1	0	0	0	0	1	0	0	0	0	0	0	0	0	8	0	0	.300	
May 13, 2007	Oklahoma State	**	0	0	0	0	0	0	0	3	0	0	0	0	0	0	0	0	10	1	0	.300	
May 14, 2007	New Mexico	**	2	1	0	0	0	0	0	2	0	0	0	0	0	0	0	1	8	0	0	.297	
May 15, 2007	New Mexico State	**	3	1	1	0	0	0	0	1	0	0	0	0	0	0	0	0	12	0	0	.297	
May 18, 2007	Oklahoma	**	3	0	0	0	0	0	0	1	0	0	0	0	0	0	0	0	8	0	0	.292	
May 19, 2007	Oklahoma	**	4	1	1	0	1	0	0	0	0	0	0	0	0	0	0	1	7	1	0	.291	
May 20, 2007	Oklahoma	**	4	2	1	1	0	0	1	1	0	0	0	0	0	0	0	1	9	1	0	.290	
Totals			53	186	33	54	25	6	0	3	30	0	8	2	5	3	1	4	37	454	35	3	.290

## PITCHING GAME BY GAME

Date	Opponent	GS	IP	H	R	ER	BB	SO	2B	3B	HR	WP	BK	HBP	IBB	Score	W	L	SV	ERA
Feb 06, 2007	New Mexico		1.0	2	3	3	2	1	0	0	2	0	0	0	0	13-15	0	0	0	27.00
Mar 07, 2007	UNLV		0.1	3	2	2	0	0	0	0	0	0	1	0	0	4-5	0	0	0	33.75
May 01, 2007	Dallas Baptist		1.0	1	0	0	1	2	0	0	0	0	0	0	0	15-6	0	0	0	19.29
May 14, 2007	New Mexico		1.0	2	2	2	1	1	0	0	0	1	0	0	0	9-8	0	0	1	18.90
Totals			0	3.1	8	7	7	4	4	0	2	1	1	0	0	41-34	0	0	1	18.90

# THE RED RAIDERS



## MILES MORGAN

Junior • Right-Handed Pitcher  
6-4 • 215 • R/R  
Lubbock, Texas/Coronado

# 44

# TEXAS TECH

### 2007 SEASON

Made just one appearance in the season opener before suffering a season-ending injury...underwent surgery to repair a torn rotator cuff in March.

### 2006

Honors: Freshman Pitcher of the Year - Big 12 Coaches; Second Team All-Big 12 - Dallas Morning News; Honorable Mention All-Big 12 - Big 12 Coaches...Freshman All-American...led the Red Raiders on the mound in 2006 as he finished his first season with a 3.63 ERA over 106 2/3 innings of work...his 103 strikeouts on the year rank him 10th on the single-season strikeout list at Texas Tech...pitched three complete games and allowed just 31 walks and opponents hit .279 against him...earned a win in his first career start against Louisiana-Monroe on Feb. 4 after allowing just one earned run on four hits over five innings. Followed up his first win with a no-decision against Tulane but recorded nine strikeouts...nominated for Big 12 Pitcher of the Week after striking out a career-high 12 batters against Dallas Baptist in the first game of the Midland Classic. His 12 strikeouts trumped his previous high of nine set against Tulane in the Houston College Classic...suffered his first loss against Arizona State after giving up eight earned runs on 10 hits over 5 1/3 innings...was a consensus National Pitcher of the Week honoree (Collegiate Baseball Magazine, NCBWA and RosenblattReport.com) on March 21st following a stellar performance against Texas on March 18...against the Longhorns, he set a new school record for the most strikeouts in a Big 12 game when he struckout 15 Texas hitters...the 15 strikeouts were the most against a Texas team since the 1999 season...he pitched the first complete game of his career and did not allow a single walk in the process...his 15 strikeouts were the most by a Tech pitchers since Monty Ward struckout 18 against Lindenwood in 1998...A lack of run support cost Morgan his fifth win of the season in the series opener against Baylor...he pitched his second complete game of the season/11 strikeouts...pitched his third consecutive complete game at Dan Law Field and snapped a three-game losing skid against Kansas State on April 13...held the Wildcats to just two runs on 11 hits and struckout eight...Earned a no-decision at No. 4 Nebraska in the series opener on April 29th...tossed 7 1/3 innings, allowing one earned run on seven hits...picked up his sixth win of the season against Missouri on May 12...logged 7 2/3 innings of work and allowed just one run on seven hits and struckout five.

### 2005


Redshirt Season.

### HIGH SCHOOL

A 2004 graduate of Coronado High School in Lubbock where he was a standout pitcher for Jimmy Webster's Mustangs...helped lead the Mustangs to bi-district championships in 2003 and 2004 and a district championship in 2004...was a two-time All-District and Honorable Mention All-City selection...his senior season he finished with a 4-4 overall record along with one save...made 14 appearances and 11 starts while hurling five complete games...tallied a 2.47 ERA along with 77 strikeouts and allowed just 31 walks.


### PERSONAL

Born on March 11, 1986, in Lubbock, Texas...son of Mark and Holly Morgan...his father, Mark, is a graduate of LCU and is a retired orthopedic consultant...while at LCU he played baseball under then head coach Larry Hays...his mother, Holly, is a manager for AT&T and is a graduate of Western New Mexico University...has one older brother, Chad...his brother Chad is also an LCU Baseball letterwinner...his uncle Steve Brothers played football at Baylor and went on to a professional career with the Green Bay Packers...majoring in history.





# THE RED RAIDERS



## MORGAN GAME BY GAME (2007)

Date	Opponent	GS	IP	H	R	ER	BB	SO	2B	3B	HR	WP	BK	HBP	IBB	Score	W	L	SV	ERA
Feb 04, 2007	Stephen F. Austin	*	4.0	4	2	2	3	1	0	0	1	0	0	0	0	1-2	0	1	0	4.50
<b>Totals</b>		<b>1</b>	<b>4.0</b>	<b>4</b>	<b>2</b>	<b>2</b>	<b>3</b>	<b>1</b>	<b>0</b>	<b>0</b>	<b>1</b>	<b>0</b>	<b>0</b>	<b>0</b>	<b>0</b>	<b>1-2</b>	<b>0</b>	<b>1</b>	<b>0</b>	<b>4.50</b>

## MORGAN GAME BY GAME (2006)

Date	Opponent	GS	IP	H	R	ER	BB	SO	2B	3B	HR	WP	BK	HBP	IBB	Score	W	L	SV	ERA
Feb 04, 2006	Louisiana-Monroe	*	5.0	4	2	1	1	7	0	0	1	0	0	0	0	15-4	1	0	0	1.80
Feb 11, 2006	Tulane	*	6.1	8	4	4	2	9	1	0	0	0	0	1	0	4-6	1	0	0	3.97
Feb 19, 2006	St. John's	*	3.0	2	0	0	0	3	1	0	0	0	0	0	0	5-4	1	0	0	3.14
Feb 23, 2006	Dallas Baptist	*	6.0	3	2	1	0	12	1	0	1	1	0	0	0	13-5	2	0	0	2.66
Feb 28, 2006	Arizona State	*	5.1	10	11	8	2	6	1	0	1	1	0	1	0	5-13	2	1	0	4.91
Mar 06, 2006	UNLV	*	7.0	4	0	0	5	4	1	0	0	0	0	0	0	9-0	3	1	0	3.86
Mar 11, 2006	UNC Asheville	*	4.0	9	4	4	1	4	1	0	0	0	0	0	0	7-4	3	1	0	4.42
Mar 18, 2006	Texas	*	9.0	4	1	1	0	15	1	0	0	1	1	2	0	2-1	4	1	0	3.74
Mar 25, 2006	Texas A&M	*	7.0	7	5	4	2	4	0	0	0	1	1	0	0	1-5	4	2	0	3.93
Mar 31, 2006	Baylor	*	9.0	9	2	2	0	11	1	0	0	1	0	0	0	1-2	4	3	0	3.65
Apr 07, 2006	Kansas	*	5.0	7	5	4	2	4	3	0	0	2	0	0	0	3-5	4	4	0	3.92
Apr 13, 2006	Kansas State	*	9.0	11	2	2	3	8	1	1	0	0	0	0	0	4-2	5	4	0	3.69
Apr 21, 2006	Oklahoma	*	5.0	7	4	3	2	3	2	0	0	0	2	0	2	2-5	5	5	0	3.79
Apr 29, 2006	Nebraska-1	*	7.1	7	2	1	3	1	2	0	0	1	0	2	0	3-4	5	5	0	3.58
May 12, 2006	Missouri	*	7.2	7	1	1	4	5	2	0	0	2	0	3	0	13-1	6	5	0	3.39
May 19, 2006	Oklahoma State	*	5.0	9	3	3	1	6	2	0	0	1	0	0	0	4-6	6	6	0	3.49
May 24, 2006	Texas	*	6.0	5	4	4	3	1	0	1	0	1	0	2	0	0-4	6	7	0	3.63
<b>Totals</b>		<b>17</b>	<b>106.2</b>	<b>113</b>	<b>52</b>	<b>43</b>	<b>31</b>	<b>103</b>	<b>20</b>	<b>2</b>	<b>3</b>	<b>12</b>	<b>1</b>	<b>13</b>	<b>0</b>	<b>91-71</b>	<b>6</b>	<b>7</b>	<b>0</b>	<b>3.63</b>

## CAREER STATISTICS BREAKDOWN

	W-L-SV	ERA	IP	H	R	ER	BB	SO
Start (18 games)	6-8	3.65	110.2	117	54	45	34	104
Relief (0 games)	0-0	0.00	0.0	0	0	0	0	0
Home	4-3	2.58	55.2	57	18	16	14	57
Away	1-4	4.91	36.2	44	26	20	15	25
Neutral	1-1	4.42	18.1	16	10	9	5	22
Non-Big 12	3-3	4.62	46.2	49	29	24	17	47
Big 12	3-5	2.95	64.0	68	25	21	17	57
Big 12 Home	3-2	2.04	39.2	38	10	9	9	42
Big 12 Away	0-3	4.44	24.1	30	15	12	8	15
Big 12 Tournament	0-1	6.00	6.0	5	4	4	3	1
February	2-2	4.85	29.2	31	21	16	8	38
March	2-2	2.75	36.0	33	12	11	8	38
April	1-2	3.42	26.1	32	13	10	10	16
May	1-2	3.86	18.2	21	8	8	8	12
June	0-0	0.00	0.0	0	0	0	0	0

# THE RED RAIDERS



## AJ RAMOS

Junior • Right-Handed Pitcher  
5-10 • 200 • R/R  
Lubbock, Texas/Estacado

# 45

# TEXAS TECH

### 2007 SEASON

Finished the season as Tech's top hurler as he ended the year with an 8-5 record and a 4.70 ERA...logged a team-high 88 innings of work...tallied 83 strikeouts and issued just 35 walks...pitched three perfect innings in the season opener against Stephen F. Austin on Feb. 3...struckout four batters...earned the Midwest Regional Performance of the Week by InsidePitching.com on Feb. 19 following a career outing against Dallas Baptist (2/16)...tossed eight shutout innings against the Patriots and fanned a career-best nine hitters to earn his second win of the season...faced just three batters over the minimum and allowed only three hits and one walk...followed up his performance against Dallas Baptist with another solid outing against Northern Illinois on Feb. 23...pitched seven innings allowing four runs on eight hits and struckout eight...set a new career-high with 10 strikeouts against Cal State Northridge on Friday, March 2...pitched seven shutout innings and held the Matadors to just three hits...was part of Tech's first shutout since March of 2006 (UNLV)...improved to 5-1 on the season despite a shaky start against Texas A&M-Corpus Christi in the opening game of the Whataburger College Classic...logged six innings of work, allowing two runs on four hits and struckout eight...made a rare two starts in the Big 12 weekend series at Kansas State...pitched the first inning of the Friday night opener before the game was suspended...the game was resumed after the originally scheduled game on Saturday (due to television)...made the start in the first game on Saturday and logged 4 2/3 innings...logged seven innings of work against Texas A&M on April 6 and led Tech to a series split with the Aggies...allowed just two runs on nine hits and struckout seven to improve to 7-1 on the season...enjoyed a career night in the series opener against Kansas on April 20...fired his first career complete game - a 1-0 shutout of the Jayhawks...held KU to just three hits on the night and became the first Red Raider since Brian Wyatt (March 19, 2005 vs. Texas A&M) to pitch a complete game shutout.

### 2006


Completed his freshman campaign with a 2-2 overall record and an ERA of 5.53...made 18 total appearances including eight starts...37 strikeouts, 27 walks, opponents hit .272...earned a no-decision in his first career start against Campbell on March 4th...his first start came just two days after pitching two innings of relief in the first game of the series against the Camels...logged a career-high seven innings of work in his second start of the year in the Saturday game against UNC Asheville...secured his place in school history on Friday, March 17 against Texas when he became the first true freshman pitcher to start a Big 12 Conference game...the last true freshman pitcher that started a game was Monty Ward back in 1996 when he earned the nod against Texas A&M on March 30...Ramos pitched five innings against the Longhorns allowing three runs on five hits and finished with a no-decision...picked up his first career win against the Baylor Bears in the series finale on April 2...made his longest outing as a starter as he went five innings allowing one run on four hits and struckout a season-high four hitters.

### HIGH SCHOOL

A 2005 graduate of Estacado High School in Lubbock... was a four-year letterman for the Matadors and was coached by Hector Limon, Mark Llanas, Ronie Perez, Henry Anderson and Ruben Bustillos...was the 2005 Texas Sports Writers Association Class 4A Player of the Year...2005 Lubbock Avalanche-Journal Co-MVP...District 4-4A MVP...a four-time All-District selection as well as a three-time All-City and All-South Plains honoree... named the Lubbock Avalanche-Journal Pitcher of the Year in 2004...earned All-State honors both his junior and senior seasons...his senior season he finished with a 15-2 record with one save...totaled a 1.16 ERA and held opponents to a .078 batting average...in 97 innings of work he managed to strikeout 190 batters for an average of 14.6 strikeouts per-seven innings... tossed nine complete games...originally signed with New Mexico Junior College but signed a letter of intent with Texas Tech late in the Spring of 2005.

### PERSONAL

Born on September 20, 1986, in Lubbock, Texas... son of Alex and Cynthia Ramos...has two younger siblings, Megan and Keanu...enjoys playing video games, basketball and golf.



# THE RED RAIDERS



## RAMOS GAME BY GAME (2007)

Date	Opponent	GS	IP	H	R	ER	BB	SO	2B	3B	HR	WP	BK	HBP	IBB	Score	W	L	SV	ERA	
Feb 03, 2007	Stephen F. Austin		3.0	0	0	0	0	4	0	0	0	0	0	0	1	0	4-3	1	0	0	0.00
Feb 09, 2007	Northwestern	*	3.1	6	3	2	1	2	1	0	0	0	0	0	1	0	7-12	1	1	0	2.84
Feb 16, 2007	Dallas Baptist	*	8.0	3	0	0	1	9	1	0	0	0	0	0	0	0	21-1	2	1	0	1.26
Feb 23, 2007	Northern Illinois	*	7.0	8	4	4	1	8	1	0	0	0	0	0	0	0	6-5	3	1	0	2.53
Mar 02, 2007	Cal State Northridge*	*	7.0	3	0	0	3	10	0	0	0	0	0	0	1	0	5-0	4	1	0	1.91
Mar 09, 2007	Texas A&M-CC	*	6.0	4	2	2	3	8	2	0	0	0	2	0	2	0	9-4	5	1	0	2.10
Mar 15, 2007	Nebraska	*	6.0	7	5	5	2	6	2	0	0	0	0	0	4	0	7-6	5	1	0	2.90
Mar 24, 2007	Baylor	*	5.0	8	4	4	1	6	3	0	1	1	1	0	2	0	8-7	5	1	0	3.38
Mar 30, 2007	Kansas State	*	1.0	0	0	0	0	1	0	0	0	0	0	0	0	0	3-4	5	1	0	3.30
Mar 31, 2007	Kansas State	*	4.2	6	5	5	6	2	0	0	0	0	0	0	0	0	16-5	6	1	0	3.88
Apr 06, 2007	Texas A&M	*	7.0	9	2	2	1	7	2	0	0	0	0	1	0	0	8-3	7	1	0	3.72
Apr 13, 2007	Texas	*	4.1	9	7	7	2	0	3	0	1	0	0	0	0	0	2-7	7	2	0	4.48
Apr 20, 2007	Kansas	*	9.0	3	0	0	1	5	0	0	0	0	0	0	1	0	1-0	8	2	0	3.91
Apr 27, 2007	Missouri	*	2.1	5	7	7	5	3	2	0	1	2	0	1	0	0	4-10	8	3	0	4.64
Apr 29, 2007	Missouri	*	0.1	0	0	0	2	1	0	0	0	1	0	0	0	1	5-6	8	3	0	4.62
May 12, 2007	Oklahoma State	*	7.0	10	4	4	2	5	1	0	1	1	1	0	0	0	0-7	8	4	0	4.67
May 18, 2007	Oklahoma	*	7.0	5	6	4	4	6	1	1	2	0	0	0	0	0	5-6	8	5	0	4.70
<b>Totals</b>			<b>15</b>	<b>88.0</b>	<b>86</b>	<b>49</b>	<b>46</b>	<b>35</b>	<b>83</b>	<b>19</b>	<b>1</b>	<b>6</b>	<b>7</b>	<b>1</b>	<b>13</b>	<b>1</b>	<b>111-86</b>	<b>8</b>	<b>5</b>	<b>0</b>	<b>4.70</b>

## CAREER STATISTICS BREAKDOWN

	W-L-SV	ERA	IP	H	R	ER	BB	SO
Start (23 games)	8-6	5.16	120.1	127	74	69	53	100
Relief (12 games)	1-1	4.30	23.0	18	12	11	8	17
Home	6-2	4.80	63.2	83	38	34	28	68
Away	2-4	8.58	43.0	53	43	41	29	32
Neutral	2-1	2.70	16.2	10	5	5	5	20
Non-Big 12	4-2	3.34	64.2	53	28	24	23	58
Big 12	4-5	6.40	78.2	92	58	56	39	61
Big 12 Home	3-1	3.34	43.0	42	16	16	13	32
Big 12 Away	1-4	10.09	35.2	50	42	40	26	29
February	3-2	3.44	31.1	26	14	12	7	29
March	3-0	5.26	54.2	56	34	32	26	49
April	3-3	5.94	39.1	45	26	26	11	28
May	1-2	5.00	18.0	17	12	10	8	14
June	0-0	0.00	0.0	0	0	0	0	0

# THE RED RAIDERS



## CHRIS RICHBURG

Junior • Outfielder  
6-2 • 205 • R/R  
Lubbock, Texas/Frenship

# 32

# TEXAS TECH

### 2007 SEASON

Ended the season as Tech's hottest hitter as he hit .343 over the final 21 games of the season and added a team-high 25 RBIs...his hot end to the season carried over to the summer as he was named the Texas Collegiate League Player of the Year after a stellar season with Wichita Falls...finished the 2007 season with a .333 average along with 27 hits, five doubles, one triple, three home runs and 28 RBIs...**IN BIG 12 PLAY**; made 12 starts in conference action and ended with a .306 average along with 11 RBIs...joined Texas Tech's everyday starting lineup as the left fielder on April 22 against Kansas...since joining the lineup he has emerged as the team's hottest hitter...enjoyed a career day against Dallas Baptist on May 1...hit his first career grand slam and ended the team with seven RBIs...the seven RBIs were the most by a Tech player since Michael Mask totaled seven in a game against Howard Payne back in 2004.

### 2006

Redshirt season

### 2005

Made solid contributions to the Red Raider offense as a true freshman...played in 30 games while making a total of 20 starts...12 of his 20 starts came at first base while the other eight were as the designated hitter...posted a .270 batting average (20-of-74) and ended the year with four doubles, one triple, three home runs and 18 RBI...tallied a .473 slugging percentage and a .391 on-base percentage...registered four multiple-hit and six multiple-RBI games on the year...had one of the hottest bats on the team at the start of the season and that led to him getting a starting nod in 18 of Tech's first 20 games of the year...helped propel the Red Raiders to an 18-6 win over New Mexico in the season opener by going 2-for-5 at the plate with a season-high four RBI and two runs scored...arguably his most memorable game came at No. 21 TCU on Feb. 15th when he helped lead Tech to a 7-4 win over the Frogs with three RBI...**IN THE BIG 12**...saw limited action in conference action as he played in just eight games and made two starts.

### HIGH SCHOOL

Was a three-sport standout at Frenship High School just outside of Lubbock...played varsity football, basketball and baseball...his senior year he tallied a .489 batting average with 39 RBI, six home runs and 13 stolen bases...was an All-State selection his junior and senior years...First-Team All-District, First-Team All-City and First-Team All-South Plains.

### PERSONAL

Born on December 29, 1985, in Lubbock, Texas...son of Aubrey and Michelle Richburg...both parents are Texas Tech graduates while his father is a banker and his mom is a teacher...has one sibling, Jordan (15)...his father Aubrey played football for the Red Raiders...he enjoys playing all kinds of sports, working on computers and watching movies...majoring in business.

### RICHBURG'S CAREER HIGHS

**Games Played (Season):** 30 (2005)

**Games Started (Season):** 20 (2005)

**At-Bats:** Five, several times

**Runs Scored:** Three, several times

**Hits:** Four, vs. Hardin Simmons, 4/10/07

**RBI:** Seven, vs. Dallas Baptist, 5/1/07

**Doubles:** Two, twice

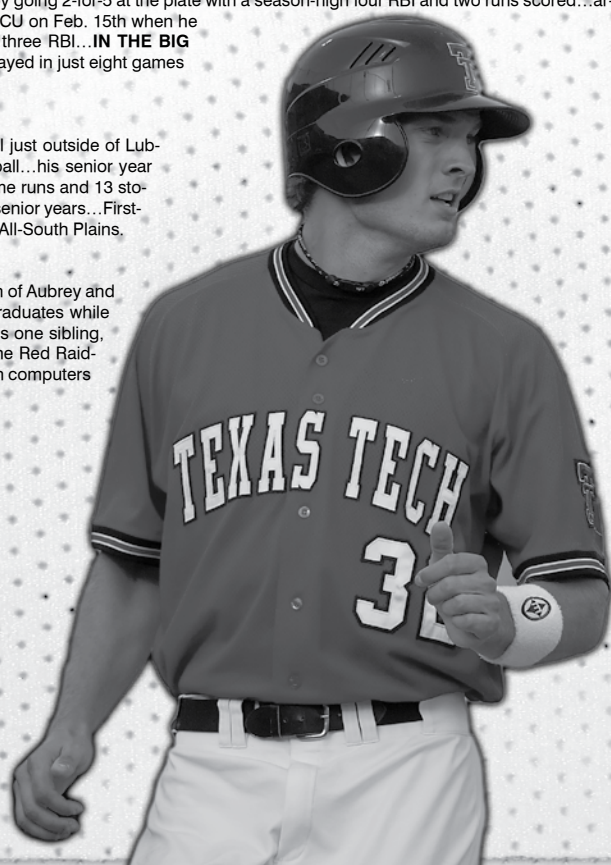
**Triples:** One, vs. Northern Illinois, 2/13/05

**Home Runs:** One, several times

**Walks:** One, several times

**Strikeouts:** Two, several times

**Stolen Bases:** One, twice



# THE RED RAIDERS



## RICHBURG GAME-BY GAME (2007)

Date	Opponent	GS	AB	R	H	RBI	2B	3B	HR	BB	IBB	SB	CS	HBP	SAC	SF	GDP	K	PO	A	E	Avg	
Feb 11, 2007	Western Illinois	1	0	0	0	0	0	0	0	0	0	0	0	0	0	0	0	0	0	0	0	0	.000
Feb 16, 2007	Dallas Baptist	1	0	1	2	0	0	0	0	1	0	0	0	0	0	0	0	0	0	0	0	0	.500
Feb 18, 2007	St. John's	1	0	0	0	0	0	0	0	0	0	0	0	0	1	0	0	0	0	0	0	0	.333
Mar 16, 2007	Nebraska	0	0	0	0	0	0	0	0	0	0	0	0	0	0	0	0	0	0	0	0	0	.333
Mar 25, 2007	Baylor	1	0	1	0	0	0	0	0	0	0	0	0	0	0	0	0	0	2	0	0	0	.500
Mar 27, 2007	New Mexico State	1	0	0	0	0	0	0	0	0	0	0	0	0	0	0	0	1	0	0	0	0	.400
Apr 05, 2007	Texas A&M	*	2	0	0	1	0	0	0	0	0	0	0	0	1	0	2	2	0	0	0	0	.286
Apr 06, 2007	Texas A&M	*	4	0	1	0	0	0	0	0	0	0	0	0	0	0	1	1	0	0	0	0	.273
Apr 10, 2007	Hardin Simmons	*	5	3	4	2	2	0	0	0	0	0	0	0	0	0	0	0	0	0	0	0	.438
Apr 13, 2007	Texas	1	0	0	0	0	0	0	0	0	0	0	0	0	0	0	0	1	0	0	0	0	.412
Apr 22, 2007	Kansas	*	4	1	2	1	0	0	1	0	0	0	0	0	0	0	0	0	0	0	0	0	.429
Apr 23, 2007	College of SW	*	5	0	0	0	0	0	0	0	0	0	0	0	0	1	0	2	0	0	0	0	.346
Apr 25, 2007	TCU	*	5	2	2	3	0	0	1	0	0	0	0	0	0	0	0	1	2	0	0	0	.355
Apr 27, 2007	Missouri	*	5	0	0	0	0	0	0	0	0	0	0	0	0	0	0	1	0	0	0	0	.306
Apr 28, 2007	Missouri	*	3	1	2	2	0	0	0	0	0	1	0	1	0	0	0	0	1	0	0	0	.333
Apr 29, 2007	Missouri	*	4	2	2	0	0	0	0	0	0	0	0	0	0	0	0	1	2	0	0	0	.349
May 01, 2007	Dallas Baptist	*	4	2	3	7	0	0	1	0	0	1	1	1	0	0	0	0	0	0	0	0	.383
May 11, 2007	Oklahoma State	*	4	1	2	2	0	0	0	0	0	1	0	1	0	0	0	1	4	0	1	0	.392
May 12, 2007	Oklahoma State	*	4	0	1	0	0	0	0	0	0	0	0	0	0	0	0	2	0	0	0	0	.382
May 13, 2007	Oklahoma State	*	4	0	0	0	0	0	0	0	0	0	0	0	0	0	0	1	1	0	0	0	.356
May 14, 2007	New Mexico	*	5	0	1	3	0	1	0	0	0	0	0	0	0	0	0	1	1	0	0	0	.344
May 15, 2007	New Mexico State	*	4	0	1	0	1	0	0	0	0	0	0	0	0	0	0	2	4	0	0	0	.338
May 18, 2007	Oklahoma	*	5	1	1	1	1	0	0	0	0	0	0	0	0	0	0	1	1	0	0	0	.329
May 19, 2007	Oklahoma	*	4	0	1	2	0	0	0	0	0	0	0	0	1	0	0	2	0	0	0	0	.325
May 20, 2007	Oklahoma	*	4	3	2	2	1	0	0	0	0	0	0	1	0	0	0	0	2	0	0	0	.333
<b>Totals</b>		<b>18</b>	<b>81</b>	<b>16</b>	<b>27</b>	<b>28</b>	<b>5</b>	<b>1</b>	<b>3</b>	<b>1</b>	<b>0</b>	<b>3</b>	<b>1</b>	<b>4</b>	<b>1</b>	<b>2</b>	<b>1</b>	<b>16</b>	<b>27</b>	<b>0</b>	<b>1</b>	<b>.333</b>	

# THE RED RAIDERS



## WILLIE RUEDA

Junior • Infielder/Outfielder  
5-7 • 138 • L/R  
El Paso, Texas/Bel Air

# 1

# TEXAS TECH

### 2007 SEASON

Played in only 14 games during the 2007 season after an injury in the Whataburger College Classic in Corpus Christi...underwent Tommy John Surgery to repair the injury shortly after returning home from Corpus Christi.

### 2006

**Honors:** *Second Team All-Big 12 - Dallas Morning News; Honorable Mention All-Big 12 - Big 12 Coaches*...Was one of eight everyday starters to end the season with a .300 or better average...tallied a .307 average with four doubles, three triples, one home run and 16 RBI...one of six newcomers and one of three true freshmen to earn a start on opening day. Started all three-games of the Louisiana-Monroe series at second base and picked up at least one hit in each game...posted his second multiple-hit game of the year against Eastern New Mexico on Feb. 20 by going 2-for-3 at the plate with two runs scored and a walk...picked up his first career multiple-RBI game against UNLV on March 6th when he laced a two-RBI double in the fourth inning...posted his first career three-hit game in the series finale against UNC Asheville on March 11...went 3-for-3 at the plate with an RBI and two runs scored...extended a current five-game hitting streak (season-high) against Wayland Baptist...led the Tech offense during the Texas series with a .429 average (3-for-7)...hit .417 in the weekend series against Kansas State...went 5-for-12 at the plate with two RBI...picked up his third three-hit game of the season at New Mexico on May 10...went 3-for-6 with one run batted in and two runs scored...belted his first career home run off Missouri's Max Scherzer in the second-game of the Missouri series (5/13)...his homer was the first run scored by Tech in the game.

### HIGH SCHOOL

A 2005 graduate of Bel Air High School in El Paso, Texas...was a standout shortstop for the Highlanders under head coach Charlie Zielman...named to the 2005 Texas Sports Writers Association All-State Second-Team...was a two-time El Paso Times All-City shortstop...three-time First-Team All-District pick...Academic All-District honoree in both his junior and senior seasons...finished with a .511 batting average his senior year along with eight home runs and 27 stolen bases.

### PERSONAL

Born on October 30, 1986 in El Paso, Texas...son of Arnold Rueda and Gaby Rosales...his father Arnold is a manager while his mother Gaby is a teacher and a graduate of UTEP...in his spare time he enjoys working on cars...undecided on major.

### RUEDA'S CAREER HIGHS

**Games Played (Season):** 53 (2006)

**Games Started (Season):** 53 (2006)

**At-Bats:** Seven, vs. Texas Wesleyan, 3/29/06

**Runs Scored:** Three, twice

**Hits:** Three, twice

**RBI:** Two, three times

**Doubles:** One, three times

**Triples:** One, three times

**Home Runs:** None


**Walks:** Two, several times

**Strikeouts:** Four, at Texas A&M 3/26/06

**Stolen Bases:** Three, vs. Louisiana-Monroe, 2/3/06



# THE RED RAIDERS



## RUEDA GAME-BY GAME (2007)

Date	Opponent	GS	AB	R	H	RBI	2B	3B	HR	BB	IBB	SB	CS	HBP	SAC	SF	GDP	K	PO	A	E	Avg	
Feb 03, 2007	Stephen F. Austin	*	3	0	0	0	0	0	0	1	0	0	0	0	0	0	0	0	1	2	0	0	.000
Feb 04, 2007	Stephen F. Austin	*	3	0	0	0	0	0	0	2	0	1	0	0	0	0	0	0	1	5	0	0	.000
Feb 11, 2007	Northwestern	*	3	0	0	0	0	0	0	1	0	0	0	0	0	0	0	0	0	1	2	0	.000
Feb 11, 2007	Western Illinois	*	3	2	1	0	0	0	0	1	0	0	0	0	0	0	0	0	0	0	3	0	.083
Feb 12, 2007	Western Illinois	*	4	0	0	0	0	0	0	0	0	0	0	0	0	0	0	1	0	1	6	1	.062
Feb 16, 2007	Dallas Baptist	*	4	2	2	1	0	0	0	0	0	0	0	0	0	0	0	0	0	0	2	0	.150
Feb 17, 2007	St. John's	*	3	1	1	0	0	0	0	0	0	0	0	1	0	0	0	0	1	1	4	0	.174
Feb 18, 2007	St. John's	*	3	0	0	1	0	0	0	1	0	1	0	0	0	0	0	0	0	3	6	0	.154
Feb 23, 2007	Northern Illinois	*	3	0	0	0	0	0	0	0	0	0	0	0	1	0	1	0	0	4	0	.138	
Feb 24, 2007	Northern Illinois	*	3	0	0	0	0	0	0	1	0	1	0	0	0	0	0	0	0	0	0	0	.125
Feb 25, 2007	Northern Illinois	*	0	0	0	0	0	0	0	0	0	0	0	0	0	0	0	0	0	0	0	0	.125
Feb 27, 2007	New Mexico	*	1	0	0	0	0	0	0	0	0	0	0	0	0	0	0	0	0	0	0	0	.121
Mar 02, 2007	CS Northridge	*	1	0	0	0	0	0	0	0	0	0	0	0	0	0	0	0	0	0	1	0	.118
Mar 03, 2007	CS Northridge	*	4	0	1	0	0	0	0	0	0	1	0	0	0	0	0	0	0	1	1	0	.132
Mar 04, 2007	CS Northridge	*	3	1	0	1	0	0	0	0	0	0	0	0	1	0	0	1	1	4	1	.122	
Mar 06, 2007	UNLV	*	3	0	0	0	0	0	0	1	0	1	0	0	0	0	0	0	0	3	2	1	.114
Mar 09, 2007	Texas A&M-CC	*	0	1	0	0	0	0	0	0	0	1	0	0	0	0	0	0	0	0	1	0	.114
Mar 11, 2007	TCU	*	1	0	0	0	0	0	0	0	0	1	0	0	0	0	0	0	0	4	0	0	.111
<b>Totals</b>			<b>14</b>	<b>45</b>	<b>7</b>	<b>5</b>	<b>3</b>	<b>0</b>	<b>0</b>	<b>8</b>	<b>0</b>	<b>7</b>	<b>0</b>	<b>1</b>	<b>1</b>	<b>1</b>	<b>2</b>	<b>4</b>	<b>22</b>	<b>36</b>	<b>3</b>	<b>.111</b>	

# THE RED RAIDERS



## JASON SEEFELD

Senior • Infielder  
6-1 • 188 • R/R  
Clovis, N.M./Arizona

# 7

# TEXAS TECH

### 2007 SEASON

Finished the season with a .289 average along with 28 hits, three doubles, one home run and 15 RBIs...**IN BIG 12 PLAY**; finished the season as the team's fourth-best hitter with a .299 average along with three doubles and 10 RBIs...moved into the starting lineup at second base following the season-ending injury to Willie Rueda...made his first start of the year at Baylor on March 24...tallied a pair of multiple-hit games in the Kansas State series...also picked up his first home run of the season...led the Red Raider offense in the two-game series against No. 13 Texas A&M...hit .571 (4-of-7) with two doubles and drove in two runs...matched his career long hit streak at five games on Tuesday, May 1 against Dallas Baptist by going 1-for-4 with an RBI.

### 2006

Finished the season with a .205 average...made 23 starts and appeared in 31 games...one of six newcomers to earn a start on opening day. Started all three games of the Louisiana-Monroe series at first base and picked up his first career home run in the series finale...went 2-for-5 against Missouri (5/12) with two RBI and a solo home run.

### AT UNIVERSITY OF ARIZONA

Played just one season at the University of Arizona under head coach Andy Lopez...played in 25 games as a true freshman and made 15 starts...finished the season with a .316 (18-of-57) batting average along with a .404 slugging percentage and a .355 on-base percentage...notched five doubles and 10 RBI...drew four walks and 11 strikeouts...part of a 39-21 Arizona team that finished second in the Pac-10 regular-season and advanced to the NCAA Regionals hosted at Cal-State Fullerton.

### HIGH SCHOOL

A 2004 graduate of nearby Class 5A Clovis High School in Clovis, N.M....was a three-sport athlete (football, basketball and baseball)...coached by Eric Roanhaus, J.D. Isler and Shane Shallenberger...helped lead his team to a second place finish at the New Mexico High School State Championships in 2004...was an All-State short-stop/pitcher in 2004 as well as District MVP...hit .478 his senior season with five home runs while also totaling a 1.81 ERA as reliever along with five saves...on the gridiron he was a three-time All-State kicker.

### PERSONAL

Born on October 13, 1985 in Clovis, N.M...son of Larry and Margaret Seefeld...his father Larry is a C.P.A and a graduate of Eastern New Mexico...mother Margaret is a homemaker and also a graduate of Eastern New Mexico...has one older sister, Stefanie...enjoys going to the lake, playing golf, hunting and is learning to play the guitar...majoring in business.

### SEEFELD'S CAREER HIGHS

**Games Played (Season):** 33 (2006)

**Games Started (Season):** 28 (2007)

**At-Bats:** Four, several times

**Runs Scored:** Two, twice

**Hits:** Two, several times

**RBI:** Four, vs. Louisiana-Monroe, 2/5/06

**Doubles:** One, vs. Louisiana-Monroe, 2/4/06


**Triples:** None

**Home Runs:** One, several times

**Walks:** One, several times

**Strikeouts:** Two, several times

**Stolen Bases:** One, several times





# THE RED RAIDERS



## SEEFELD GAME-BY GAME (2007)

Date	Opponent	GS	AB	R	H	RBI	2B	3B	HR	BB	IBB	SB	CS	HBP	SAC	SF	GDP	K	PO	A	E	Avg
Feb 06, 2007	New Mexico	0	0	0	0	0	0	0	0	0	0	0	0	0	0	0	0	0	0	1	0	.000
Feb 12, 2007	Western Illinois	0	0	0	0	0	0	0	0	0	0	0	0	0	0	0	0	0	1	0	0	.000
Mar 15, 2007	Nebraska	0	0	0	0	0	0	0	0	0	0	0	0	0	0	0	0	0	3	0	0	.000
Mar 16, 2007	Nebraska	1	0	0	0	0	0	0	0	0	0	0	0	0	0	0	0	0	0	0	0	.000
Mar 17, 2007	Nebraska	1	0	0	0	0	0	0	0	0	0	0	0	0	0	0	0	0	0	0	0	.000
Mar 24, 2007	Baylor	* 3	1	1	1	0	0	0	0	0	0	0	0	0	1	0	0	1	3	3	0	.200
Mar 25, 2007	Baylor	** 2	1	2	1	0	0	0	0	0	0	0	0	0	1	0	0	0	4	1	0	.429
Mar 27, 2007	New Mexico State	* 3	1	0	0	0	0	0	0	0	0	0	0	1	0	0	0	0	0	4	0	.300
Mar 30, 2007	Kansas State	** 4	0	2	0	0	0	0	0	0	1	0	0	0	0	0	0	0	2	5	0	.357
Mar 31, 2007	Kansas State	** 4	2	2	2	0	0	1	1	0	0	0	0	0	0	0	0	1	0	1	0	.389
Apr 01, 2007	Kansas State	* 3	0	0	0	0	0	0	1	0	0	0	0	0	0	0	0	0	2	1	0	.333
Apr 05, 2007	Texas A&M	* 3	0	2	0	0	0	0	1	0	0	0	0	0	0	0	0	1	3	2	0	.375
Apr 06, 2007	Texas A&M	** 4	0	2	2	2	0	0	1	0	0	0	0	0	0	0	0	2	2	2	1	.393
Apr 10, 2007	Hardin Simmons	** 3	0	0	2	0	0	0	0	0	0	0	0	0	1	0	0	1	2	2	0	.355
Apr 13, 2007	Texas	** 4	0	1	0	0	0	0	0	0	0	0	0	0	0	0	0	1	1	2	0	.343
Apr 14, 2007	Texas	** 2	0	0	0	0	0	0	0	0	0	0	0	0	0	0	0	1	3	2	1	.324
Apr 15, 2007	Texas	** 2	0	0	0	0	0	0	0	0	0	0	0	1	0	0	0	1	2	1	0	.308
Apr 20, 2007	Kansas	** 4	1	1	0	0	0	0	0	0	1	0	0	0	0	0	0	0	1	5	0	.302
Apr 21, 2007	Kansas	** 4	0	0	0	0	0	0	0	0	0	0	0	0	0	0	0	0	1	4	0	.277
Apr 22, 2007	Kansas	* 2	0	0	0	0	0	0	0	0	0	0	0	0	0	0	0	0	0	1	0	.265
Apr 23, 2007	College of SW	0	1	0	0	0	0	0	0	0	0	0	0	0	0	0	0	0	1	1	0	.265
Apr 25, 2007	TCU	* 3	0	1	0	0	0	0	0	0	0	0	0	1	0	0	0	0	3	1	0	.269
Apr 27, 2007	Missouri	** 4	0	1	0	0	0	0	0	0	0	0	0	0	0	0	0	0	1	4	0	.268
Apr 28, 2007	Missouri	** 4	0	1	2	0	0	0	0	0	0	0	0	0	0	0	0	0	2	2	0	.267
Apr 29, 2007	Missouri	** 4	0	2	1	0	0	0	0	0	0	0	0	0	0	1	0	2	2	2	0	.281
May 01, 2007	Dallas Baptist	** 4	0	1	1	0	0	0	0	0	0	0	0	0	0	0	0	0	4	2	1	.279
May 11, 2007	Oklahoma State	** 4	1	1	0	0	0	0	0	0	0	0	0	0	0	0	0	2	3	2	0	.278
May 12, 2007	Oklahoma State	* 3	0	1	0	1	0	0	0	0	0	0	0	0	0	0	0	1	2	3	0	.280
May 13, 2007	Oklahoma State	* 3	0	1	0	0	0	0	0	0	0	0	0	0	0	0	0	2	0	3	0	.282
May 14, 2007	New Mexico	* 3	2	2	0	0	0	0	1	0	0	0	0	0	0	1	0	2	5	0	0	.296
May 15, 2007	New Mexico State	** 4	0	1	2	0	0	0	0	0	0	0	0	0	0	0	0	2	1	4	0	.294
May 18, 2007	Oklahoma	* 4	0	0	0	0	0	0	0	0	0	0	0	0	0	0	0	1	0	2	0	.281
May 19, 2007	Oklahoma	** 5	0	1	0	0	0	0	0	0	1	0	0	0	0	1	1	6	2	0	0	.277
May 20, 2007	Oklahoma	** 3	2	2	1	0	0	0	0	0	0	0	1	0	0	1	0	0	3	0	0	.289
<b>Totals</b>		<b>28</b>	<b>97</b>	<b>12</b>	<b>28</b>	<b>15</b>	<b>3</b>	<b>0</b>	<b>1</b>	<b>5</b>	<b>0</b>	<b>3</b>	<b>0</b>	<b>2</b>	<b>4</b>	<b>1</b>	<b>4</b>	<b>18</b>	<b>57</b>	<b>73</b>	<b>3</b>	<b>.289</b>

# THE RED RAIDERS



## DOUG THENNIS

Senior • Infielder/Outfielder  
6-2 • 195 • R/R  
Cirrus Heights, Calif./Sacramento City College

# 11

# TEXAS TECH

### 2007 SEASON

Finished the season as the team's leading hitter with a .322 average and started 51 games (52 total appearances)...tallied 59 hits, 10 doubles, two triples, seven home runs and 41 RBIs...**IN BIG 12 PLAY:** finished as the second leading hitter with a .329 average...28 hits, five doubles, one triple, two home runs and 13 RBIs...picked up the game-winning hit in the season opener for the Red Raiders as his RBI single in the bottom of the 11th inning lifted Tech to a 4-3 win over Stephen F. Austin...went 3-for-9 (.333) with two home runs and five RBI in the Red Raider Classic, Feb. 9-12...named the Big 12 Conference Player of the Week on Feb. 19 following a stellar week in which the Red Raiders defeated Western Illinois and swept all three games of the Midland College Classic...hit a combined .500 (7-of-14) with three doubles, two home runs, 10 RBI, two walks, two sacrifice hits and a 1.143 slugging percentage...won the Home Run Derby at the Whataburger College Classic...belted 10 home runs to surpass Adam Zornes of Rice who hit nine...all contestants were given two rounds with five outs per round...hit a walk-off home run in the bottom of the ninth inning to lift Texas Tech to a 9-8 series-clinching win over 16th-ranked Nebraska (March 17)...the home run came with no outs and on a 1-0 count...the walk-off hit was his second of the season...led the Tech offense in the weekend series at Kansas State...hit .545 (6-of-11) with three doubles, four RBIs and drew two walks.

### AT SACRAMENTO CITY COLLEGE

Transferred to Sacramento City College after playing his first season of college baseball at American River College...hit .238 with four doubles and two home runs.

### AT AMERICAN RIVER COLLEGE

Drafted in the 26th round by the Washington Nationals following a solid first season at ARC...earned Second-Team All-Conference honors...hit .381 with 11 doubles, three triples and three home runs.

### HIGH SCHOOL

Graduated from Mesa Verde High School in June of 2004...played three seasons of varsity baseball under Ron Barny and Chris Cimino...three-time Pioneer Valley selection...totaled 11 home runs, 72 RBI and 93 runs scored during his career.

### PERSONAL

Born on February 19, 1986 in Roseville, Calif...son of Doug and Mona Thennis...has two older siblings Bill and Jennifer...enjoys wakeboarding and snowboarding.

### THENNIS' CAREER HIGHS

**Games Played (Season):** 52 (2007)

**Games Started (Season):** 51 (2007)

**At-Bats:** Five, several times

**Runs Scored:** Two, several times

**Hits:** Four, twice

**RBI:** Four, vs. Dallas Baptist, 2/16/07

**Doubles:** Two, at Kansas State, 3/31/07

**Triples:** One, vs. Texas A&M-Corpus Christi, 3/9/07

**Home Runs:** One, three times

**Walks:** Two, several times

**Strikeouts:** Four, vs. Baylor, 3/24/07

**Stolen Bases:** One, several times



# THE RED RAIDERS



## THENNIS GAME-BY GAME (2007)

Date	Opponent	GS	AB	R	H	RBI	2B	3B	HR	BB	IBB	SB	CS	HBP	SAC	SF	GDP	K	PO	A	E	Avg	
Feb 03, 2007	Stephen F. Austin	*	4	0	1	1	0	0	0	1	0	1	0	0	0	0	0	1	1	3	0	.250	
Feb 04, 2007	Stephen F. Austin	**	3	0	1	1	0	0	0	1	0	1	0	0	0	0	0	2	2	2	1	.286	
Feb 06, 2007	New Mexico	**	4	1	2	0	0	0	0	1	0	0	0	0	0	0	0	1	0	0	0	.364	
Feb 09, 2007	Northwestern	**	2	0	0	0	0	0	0	0	0	0	0	0	0	0	0	1	0	2	1	.308	
Feb 11, 2007	Northwestern	**	0	0	0	0	0	0	0	0	0	0	0	0	0	0	0	0	1	0	0	.308	
Feb 11, 2007	Western Illinois	**	3	1	1	3	0	0	1	1	0	0	0	0	0	0	0	0	0	2	0	.312	
Feb 12, 2007	Western Illinois	**	4	1	2	2	1	0	1	1	0	0	0	0	0	0	0	1	0	2	0	.350	
Feb 16, 2007	Dallas Baptist	**	4	1	2	4	1	0	0	0	0	0	0	0	0	0	0	0	0	1	0	.375	
Feb 17, 2007	St. John's	**	4	2	2	3	1	0	1	1	0	0	0	0	0	0	0	0	3	0	0	.393	
Feb 18, 2007	St. John's	**	2	1	1	1	0	0	0	0	0	0	0	0	1	1	0	0	5	1	0	.400	
Feb 23, 2007	Northern Illinois	**	2	1	1	1	1	0	0	0	0	0	0	1	1	0	0	0	0	0	0	.406	
Feb 24, 2007	Northern Illinois	**	4	0	1	1	0	0	0	0	0	0	0	1	0	0	0	1	1	1	1	.389	
Feb 25, 2007	Northern Illinois	**	3	1	0	0	0	0	0	1	0	0	0	0	0	0	0	3	0	0	0	.359	
Feb 27, 2007	New Mexico	**	3	0	0	0	0	0	0	2	0	0	0	0	0	0	0	0	0	0	0	.333	
Mar 02, 2007	CS Northridge	**	2	0	1	0	0	0	0	2	0	0	0	0	0	0	0	0	1	0	0	.341	
Mar 03, 2007	CS Northridge	**	2	1	1	0	0	0	0	2	0	0	0	0	0	0	0	0	2	1	0	.348	
Mar 04, 2007	CS Northridge	**	3	1	1	0	0	0	0	1	0	0	0	1	0	0	0	1	0	0	0	.347	
Mar 06, 2007	UNLV	**	3	1	0	0	0	0	0	2	0	0	0	0	0	0	0	2	1	1	0	.327	
Mar 07, 2007	UNLV	**	5	0	1	0	0	0	0	0	0	1	0	0	0	0	0	1	1	1	0	.316	
Mar 09, 2007	Texas A&M-CC	**	5	0	1	1	0	1	0	0	0	1	0	0	0	0	0	2	2	0	2	.306	
Mar 10, 2007	Rice	**	3	0	0	1	0	0	0	0	0	0	0	0	1	0	1	2	2	0	0	.292	
Mar 11, 2007	TCU	**	4	1	1	1	1	0	0	0	0	0	0	0	0	0	0	0	3	0	0	.290	
Mar 15, 2007	Nebraska	**	4	1	1	0	0	0	0	1	0	0	0	0	1	0	0	3	0	0	0	.288	
Mar 17, 2007	Nebraska	**	2	1	1	2	0	0	1	1	0	0	0	1	0	1	0	0	5	0	0	.293	
Mar 23, 2007	Baylor	**	3	0	0	0	0	0	0	1	0	0	1	0	0	0	0	1	2	0	0	.282	
Mar 24, 2007	Baylor	**	5	0	0	0	0	0	0	0	0	0	0	0	1	0	0	4	0	0	0	.265	
Mar 25, 2007	Baylor	**	2	0	0	0	0	0	0	0	0	0	0	0	0	0	0	0	0	0	0	.259	
Mar 27, 2007	New Mexico State	**	3	1	1	1	0	0	0	0	0	1	0	1	0	0	0	0	3	0	0	.261	
Mar 30, 2007	Kansas State	**	3	0	1	0	0	0	0	1	0	0	0	0	0	0	0	1	2	0	0	.26	
Mar 31, 2007	Kansas State	**	4	2	3	3	2	0	0	1	0	0	0	0	0	0	0	0	3	0	0	.28	
Apr 01, 2007	Kansas State	**	4	0	2	1	1	0	0	0	0	0	0	0	0	0	0	1	2	0	0	.293	
Apr 10, 2007	Hardin Simmons	**	5	2	4	2	0	0	0	0	0	0	0	0	0	0	0	0	3	0	0	.317	
Apr 13, 2007	Texas	**	4	1	2	0	0	0	0	0	0	0	0	0	0	0	0	0	4	0	0	.324	
Apr 14, 2007	Texas	**	3	0	1	0	1	0	0	0	0	0	0	0	0	0	0	0	2	0	1	.324	
Apr 15, 2007	Texas	**	4	1	0	0	0	0	0	0	0	0	0	0	0	0	0	2	0	0	0	.313	
Apr 20, 2007	Kansas	**	3	0	1	0	0	0	0	1	0	0	1	0	0	0	0	1	0	0	1	.314	
Apr 21, 2007	Kansas	**	2	1	2	2	0	1	0	1	0	1	0	0	0	0	0	0	1	0	0	.325	
Apr 22, 2007	Kansas	**	3	0	0	0	0	0	0	1	0	0	0	0	0	0	0	1	3	0	1	.317	
Apr 23, 2007	College of SW	**	3	2	2	3	0	0	1	1	0	0	0	0	0	0	0	0	1	0	0	.325	
Apr 25, 2007	TCU	**	5	0	0	0	0	0	0	0	0	0	0	0	0	0	0	3	0	0	0	.313	
Apr 27, 2007	Missouri	**	5	1	2	0	0	0	0	0	0	0	0	0	0	0	0	0	1	0	0	.316	
Apr 28, 2007	Missouri	**	4	1	0	0	0	0	0	1	0	0	0	0	0	0	0	1	0	0	0	.307	
Apr 29, 2007	Missouri	**	4	0	0	0	0	0	0	0	0	0	0	0	0	0	1	2	0	0	0	.299	
May 01, 2007	Dallas Baptist	**	3	2	1	0	0	0	0	1	0	1	0	0	1	0	0	0	0	0	0	.299	
May 11, 2007	Oklahoma State	**	4	1	2	1	0	0	0	1	0	1	0	0	0	0	1	0	0	0	0	.305	
May 12, 2007	Oklahoma State	**	4	0	1	0	0	0	0	0	0	0	0	0	0	0	0	1	0	0	0	.303	
May 13, 2007	Oklahoma State	**	4	0	1	0	0	0	0	0	0	0	0	0	0	0	0	3	0	0	0	.302	
May 14, 2007	New Mexico	**	5	1	2	1	0	0	0	0	0	2	0	0	0	0	0	0	0	0	0	.305	
May 15, 2007	New Mexico State	**	5	1	1	1	0	0	1	0	0	0	0	0	0	0	0	0	0	0	0	.302	
May 18, 2007	Oklahoma	**	5	1	4	1	1	0	0	0	0	0	0	0	0	0	0	0	0	0	0	.316	
May 19, 2007	Oklahoma	**	4	2	2	1	0	0	0	1	0	0	0	0	0	0	0	1	0	0	0	.320	
May 20, 2007	Oklahoma	**	5	2	2	2	0	0	1	0	0	0	0	0	0	0	0	1	0	0	0	.322	
<b>Totals</b>			<b>51</b>	<b>183</b>	<b>37</b>	<b>59</b>	<b>41</b>	<b>10</b>	<b>2</b>	<b>7</b>	<b>29</b>	<b>0</b>	<b>10</b>	<b>2</b>	<b>5</b>	<b>6</b>	<b>2</b>	<b>4</b>	<b>45</b>	<b>56</b>	<b>16</b>	<b>8</b>	<b>.322</b>



## CHAD BETTIS

Freshman • Right-Handed Pitcher  
6-0 • 174 • R/R  
Lubbock, Texas/Monterey

# 35

# TEXAS TECH

### HIGH SCHOOL

A 2007 graduate of Lubbock Monterey High School...one of the top high school pitchers in the state of Texas in 2007...selected to the Texas Sports Writers First-Team All-State list...Lubbock Avalanche-Journal's South Plains Player of the Year recipient...THSBCA All-Star...First-Team All-State...District 2-5A Most Valuable Player...First-Team All-District...Louisville Slugger High School All-American honorable mention...posted a 1.11 ERA and an 11-2 record over 88 innings of work and 12 starts...struckout 109 batters and only allowed 11 walks and 14 earned runs...coached by Fred Oliver and Jared Morris...drafted in the eighth round of the 2007 MLB Draft by the Houston Astros.

### PERSONAL

Born on April 26, 1989, in Lubbock, Texas...son of Cody and Nadine Bettis...has one sister, Lorhee...enjoys playing golf and collecting baseball cards...hopes to have a career in major league baseball and one day own his own business.



## LOGAN BROWN

Freshman • Infielder  
5-8 • 178 • R/R  
Harlingen, Texas/Harlingen South

# 4

# TEXAS TECH

### HIGH SCHOOL

A 2007 graduate of Harlingen High School in Harlingen, Texas...lettered in both football and baseball...coached by Jim Helms and Tony Leal...as a senior he helped lead his team to the state finals as Harlingen posted a 38-6 overall record...was a three time All-District selection and a two time All-State pick (honorable mention and third-team honors)...two time All-Valley selection...hit .405 with a .571 on-base percentage along with 40 RBIs and six home runs...on the football field he tallied 1,035 yard receiving on 46 catches for an average of 22.5 yards per-catch.

### PERSONAL

Born on November 12, 1988, in Harlingen, Texas...son of John and Eileen Brown...father, John, is a fleet manager while his mother, Eileen, works in employee relations and is a graduate of the University of Texas...has two older brothers, Adam and Ryan...enjoys music, movies, working out and going to the beach.

# THE RED RAIDERS



## LORENZO DOUGLAS

Junior • Right-Handed Pitcher  
5-10 • 173 • R/R  
Sachse, Texas/Weatherford College

# 26

# TEXAS TECH

### JUNIOR COLLEGE

Played his first season at Chipola Junior College in Marianna, Fla., where he went 6-0 with two saves and a 1.87 ERA...played his second year of JUCO baseball at Weatherford College in Weatherford, Texas

### HIGH SCHOOL

A 2005 graduate of Sachse High School in Sachse, Texas...named the district MVP his senior season and was selected in the 36th round of the 2005 MLB Draft by the Cincinnati Reds.

### PERSONAL

Born on May 1, 1987, in Topeka, Kan...son of Aaron and Ester Douglas...has one younger sister, Mikala...great grandfather (Wilbur Douglas) played in the negro league's with the Kansas City Monarchs...enjoys hanging out with friends, listening to rap music and watching COPS on television.



## RUSS FORNEA

Junior • Right-Handed Pitcher  
6-2 • 190 • R/R  
Nacogdoches, Texas/Stephen F. Austin

# 28

# TEXAS TECH

### AT STEPHEN F. AUSTIN

Was part of history at Stephen F. Austin as he was part of the first baseball team in over 11 seasons as the program was disbanded and brought back in 2006...went 0-5 with a 6.21 ERA his first season at SFA and then improved to 2-2 last season with a 4.23 ERA...made 23 appearances last season and logged 27 2/3 innings of work.

### HIGH SCHOOL

A 2004 graduate of Central Heights High School in Nacogdoches, Texas...lettered in baseball, basketball, track and cross country...helped lead his high school team to a cumulative record of 97-25-1 during his four years and that included a playoff berth each season...was a four time All-District performer...named the MVP of the State Championship his senior season...went 37-7 during his career along with 10 saves, a 1.78 ERA and four no-hitters.

### PERSONAL

Born on Oct. 22, 1985, in Nacogdoches, Texas...son of Walter and Carolyn Fornea...his father, Walter, is a civil engineer and a graduate of Louisiana Tech...mother, Carolyn, is an X-ray technician and a grad of Angelina Junior College...has one younger brother, Michael...enjoys hunting, fishing, waterboarding, movies and music...majoring in human development and family studies.



## NATE KARNS

Sophomore • Right-Handed Pitcher  
6-3 • 210 • R/R  
Arlington, Texas/North Carolina State

# 24

# TEXAS TECH

### AT NORTH CAROLINA STATE

As a freshman for the Wolfpack he went 3-2 with a 2.67 ERA in nine appearances and eight starts...logged 30 1/3 innings of work while registering 24 strikeouts and 17 walks...was part of a club that finished the season 38-23 and earned an at-large bid to the NCAA Regionals.

### HIGH SCHOOL

A 2006 graduate of Arlington Martin High School in Arlington, Texas...was a two-sport letterwinner in baseball and football...coached by Ronnie Lawrence (football) and Curt Colbertson (baseball)...was part of two district championship teams in 2005 and 2006...First-Team All-District in both 2005 and 2006...drafted in the 10th round of the 2006 MLB Draft by the Houston Astros.

### PERSONAL

Born on Nov. 25, 1987, in Franklin, Pa...son of David and Tambra Karns...his father David is in the United States Military and his mother Tambra is an interior designer...has one younger sister, Amanda...majoring in business.



## MONK KREDER

Sophomore • Right-Handed Pitcher  
6-1 • 230 • R/L  
Keller, Texas/TCU

# 15

# TEXAS TECH

### PRIOR TO TEXAS TECH

Signed with TCU out of high school but earned a medical redshirt and did not play last season for the Horned Frogs...transferred to Texas Tech in the summer of 2007.

### HIGH SCHOOL

A 2006 graduate of Keller High School in Keller, Texas...lettered in baseball and was coached by Rob Stramp and Johnny Hunter...was part of district championship teams his junior and senior seasons and advanced to the regional quarterfinals his senior year...was a three time All-District performer...two-time All-Area...member of the Fort Worth Star-Telegram Super Team...ranked as the 15th best prospect (top catcher) in the state of Texas by Texas Baseball News...hit .434 as a senior with nine doubles, five home runs and 33 RBIs.

### PERSONAL

Born on Dec. 29, 1987, in Toms River, N.J...son of Ted and Barbara Kreder...his father is a graduate of Rutgers while his mom earned her degree from Kean University...has one older brother, Teddy...majoring in business.

# THE RED RAIDERS



## ROBERT KILCREASE

Freshman • Left-Handed Pitcher  
5-10 • 165 • L/L  
Round Rock, Texas/Round Rock

# 40


# TEXAS TECH

### HIGH SCHOOL

A 2007 graduate of Round Rock High School in Round Rock, Texas...earned varsity letters in baseball and basketball...coached by John Cater and Pat Loter...helped lead his team to a 30-6 overall record his senior year and were ranked as high as second in the state and eighth nationally...was a First-Team All-District and First-Team All-County selection...Louisville Slugger All-American...Williamson County Player of the Year...All-State...MVP of the Austin Area All-Star Game...pitched seven complete games along with three no-hitters...surrendered just 10 earned runs in 73 innings pitched...tallied 114 strikeouts while allowing just 23 hits...boasted a 0.86 ERA.

### PERSONAL

Born on March 14, 1989, in Austin, Texas...son of Paul Kilcrease and Annamaria Houston...has a half brother, Corey...enjoys live music, golf, hiking and sports...majoring in business.



## LOGAN LESLIE

Sophomore • Infielder  
6-2 • 174 • L/R  
Lubbock, Texas/Odessa College

# 34

# TEXAS TECH

### AT ODESSA COLLEGE

Was an all-conference selection at Odessa Junior College in 2005...2006 TNMJCBCA All-Star...hit .386 his freshman season but did not play as a sophomore due to injury.

### HIGH SCHOOL

A 2005 graduate of Lubbock Christian High School in Lubbock, Texas...played varsity baseball under head coach Phil Bryant...helped lead the Eagles to the state finals his senior season...was named the 2004 Newcomer of the Year and Defensive Player of the Year...was an All-District and First-Team All-State selection in TAPPS.

### PERSONAL

Born on March 23, 1987, in Lubbock, Texas...son of Tim and Susan Leslie...father Tim is a local dentist and the current head baseball coach at LCHS...mother, Susan, is a graduate of Mississippi State University...has one younger brother, Brent...grandfather, E.C. Leslie, played for the Pittsburgh Pirates while his father, Tim, was a four-year letterwinner under Tech Head Coach Larry Hays when he was the skipper at LCU...enjoys hunting, fishing and the outdoors...majoring in business.



## JEREMY MAYO

Redshirt Freshman • Catcher  
5-10 • 173 • R/R  
Lubbock, Texas/Monterey

# 14

# TEXAS TECH

### 2007 SEASON


Medical Redshirt

### HIGH SCHOOL

Graduated from Lubbock's Monterey High School in May of 2006...played baseball under head coach Fred Oliver...as a senior he was an All-District, All-City, All-South Plains and Second-Team All-State selection...hit .406 with four home runs.

### PERSONAL

Born on June 17, 1988, in Oklahoma City, Okla...son of Rick Sweeny and Vina Mayo...his father is a graduate of Oklahoma and is operations manager for Helena Chemical...his mother is a seamstress...has two older brothers - Jonathan (20) and David (24)...enjoys drawing and collecting movies and baseball cards...majoring in mathematics.



## AUSTIN QUICK

Freshman • Left-Handed Pitcher  
5-10 • 181 • L/L  
Austin, Texas/Cedar Park

# 14

# TEXAS TECH

### HIGH SCHOOL

A 2007 graduate of Cedar Park High School in Austin, Texas...lettered in baseball, basketball and football...was an All-District Honorable Mention selection.

### PERSONAL

Born on Aug. 18, 1988 in New Orleans, La...son of Kelly and Bonnie Quick...both parents are graduates of LSU...has two younger siblings, Garrett and Nicole...enjoys hunting, fishing, music and Red Raider football...majoring in business.



# THE RED RAIDERS



## TANNER RINDELS

Junior • Infielder/Outfielder  
5-11 • 181 • L/L  
Hugoton, Kan./Seward Community College

# 21

# TEXAS TECH

### AT SEWARD COMMUNITY COLLEGE

Played two seasons under Galen McSpadden and Mike Davdison...was an All-Region selection in 2007 and an honorable mention All-American...hit .365 with 15 home runs, 99 hits, 30 doubles, six triples and 78 RBIs.

### HIGH SCHOOL

A 2005 graduate of Hugoton High School in Hugoton, Kan...earned varsity letters in football, basketball, baseball and track...baseball coach was Allen Gregory...was an All-State selection in both 2004 and 2005.

### PERSONAL

Born on Nov. 23, 1986, in Hugoton, Kan...son of Ron and Susan Rindels...has three siblings; Tyler 24, Taylor 15 and Tessa 12...enjoys playing golf, fishing, video games and movies...majoring in business.



## JOHN SCHNETTGOECKE

Freshman • Catcher  
5-11 • 164 • R/R  
San Antonio, Texas/Central Catholic

# 18

# TEXAS TECH

### HIGH SCHOOL

A 2007 graduate of Central Catholic High School in San Antonio, Texas...coached by Polo Botello and Mike Gomez...helped lead his team to the district title and a state finals appearance in 2004...was a three time First-Team All-District selection...Defensive Player of the Year in 2005...TAPPS 6A All-State Honorable Mention...2006 San Antonio Express-News All-Area team...hit .335 his senior season with 24 RBIs.

### PERSONAL

Born on April 12, 1989, in St. Louis, Mo...son of John and Debbie Schnettgoecke...father is a graduate of the University of Missouri at St. Louis...mother is a graduate of Florissant Valley Community College...has one younger brother, Brian...majoring in journalism.

# THE RED RAIDERS



## A.J. SCHUGEL

Freshman • Infielder  
5-11 • 183 • R/R  
Highlands Ranch, Colo./Moutain Vista

# 8

# TEXAS TECH

### HIGH SCHOOL

A 2007 graduate of Mountain Vista High School in Higlands Ranch, Colo...lettered in both baseball and ice hockey...coached by Keith Wahl...was a 2007 All-State selection after hitting .426 with eight home runs and 46 RBIs...drafted in the 33rd round of the 2007 MLB Draft by the San Diego Padres.

### PERSONAL

Born on June 27, 1989, in Winter Haven, Fla...son of Jeff and Tammy Schugel...his father is a scout for the Anaheim Angels and a graduate of Mankato State...his mother is an office manager and also a graduate of Mankato State...his father played professional baseball in the Minnesota Twins Organization...majoring in exercise and sports science.



## JORDAN STERN

Freshman • Right-Handed Pitcher  
6-4 • 215 • R/R  
Plano, Texas/Plano Senior

# 36

# TEXAS TECH

### HIGH SCHOOL

A 2006 graduate of Plano Senior High School in Plano, Texas...lettered in baseball and wrestling...coached by David Allen arid Matt Endsley...helped lead his team to the district title his senior season and was a Second-Team All-District pick...tossed a no-hitter with 15 strikeouts his junior season against Lewisville High.

### PERSONAL

Born on October 7, 1987, in Dallas, Texas...son of Mike and Ilene Stern...his father is a graduate of Temple University while his mother graduated from California State University...enjoys watching movies, writing, watching sports and cooking...undecided on major.

# THE RED RAIDERS



## ZACH STEWART

Junior • Right-Handed Pitcher  
6-1 • 199 • R/R  
Holliday, Texas/North Central Texas College

# 25

# TEXAS TECH

### PRIOR TO TEXAS TECH

Played one season at Angelo State University before transferring to North Central Texas College in 2006...First-Team All-Conference and Second-Team All-Region selection last season at North Central Texas College.

### HIGH SCHOOL

A 2005 graduate of Holliday High School in Holliday, Texas...lettered in baseball, basketball, football, track and tennis...coached in baseball by Terry Wolf...helped lead his team to the state tournament all four years of high school and was state finalists three of those years...was an All-State selection his junior and senior seasons.

### PERSONAL

Born on Sept. 28, 1986, in Wichita Falls, Texas...son of Ken and Robin Stewart...has one younger brother, Ty...enjoys fishing and hunting...majoring in psychology.

# THE RED RAIDERS

## THE CLASS OF 2009



**LUBBOCK, Texas.** – Texas Tech Head Baseball Coach Larry Hays announced the signing of 13 student-athletes as part of the 2008-09 recruiting class.

The class is the first under new Associate Head Coach/Recruiting Coordinator Dan Spencer and Assistant Coach Trent Petrie and features 10 high school players and three from the junior college ranks. The 10 high school players ranks among the most ever signed by Hays since he took over the program back in 1987.

"We feel like we addressed needs in young arms (pitchers) that have high end potential and we signed a couple that can pitch and hit, said Associate Head Coach Dan Spencer. "That is really going to be a key for us especially with the way scheduling is now in college baseball. We also got some quality guys in the infield and picked up a key guy in the outfield late in the process. I think this is a group that will help get us on the road to where we all want to be as a program."

This signing class will report to campus in August of 2008 and begin their Texas Tech careers in the spring of 2009.

### HIGH SCHOOL SIGNEES

#### **Justin Berry, INF, Austin, Texas/ Austin High**

Picked up back-to-back All-District honors his sophomore and junior years and was named Newcomer of the Year his sophomore year...was named team captain as a junior...hit .385 last season with 37 hits, 10 doubles, two home runs and 12 stolen bases...tallied a .875 fielding percentage playing shortstop...appeared in 20 innings on the mound as a junior posting a 1.14 ERA with two saves.

#### **Colton Farrar, RHP, Royse City, Texas/First Baptist Academy**

Was named Second-Team All-State in 2007...went 9-2 on the mound last season...Posted an impressive 1.7 ERA with 48 strikeouts and only 10 walks in 14 appearances.

#### **Kenneth Fleming, OF, Louisa, Colorado/Louisa High**

Multi-sport athlete was named All-District and All-Region in baseball, football and indoor track...hit .407 last season with four home runs, 12 doubles, and four triples...walked seven times with a .491 on base percentage and 15 stolen bases...a solid fielder earning a .993 fielding percentage.

#### **Louis Head, RHP, Katy, Texas/Cinco Ranch**

Won All-District as a sophomore and a junior...was named team MVP in 2007...made 24 appearances on the mound in his sophomore and junior years posting a 10-5 record with a 2.01 ERA, 109 strikeouts and 34 walks...hit an impressive .436 with 44 hits, 10 homeruns, 14 doubles and two triples in two years on varsity...also posted a .486 on base percentage with eight stolen bases and a .944 fielding percentage in his last two seasons.

#### **Randy Henry, INF/RHP, Arnett, Oklahoma/Arnett High**

Was named to the B.E.S.T. World Series All-Tournament Team...earned the Pueblo Gold Glove Award and was named Pueblo Most Promising Player...batted an astounding .633 last season with 38 hits, seven home runs, 13 doubles and 16 stolen bases...his 35 walks helped him post an impressive .739 on base percentage...equally impressive on the mound earning a .81 ERA after posting a 7-1 record...tossed 107 strikeouts with 35 walks and one save in 11 appearances

#### **Mason Macnoll, OF/LHP, Abilene, TX/Wylie**

Earned All-District honors as a junior last season...batted a monster .467 last season with 67 hits, three home runs, 14 doubles and four triples...recorded a .467 on base percentage with 28 walks and 12 stolen bases...posted a perfect 7-0 record on the mound with a 2.14 ERA in 15 appearances...recorded 58 strikeouts with 16 walks and three saves...was named District 7-3A Newcomer of the Year after helping lead Wylie to baseball state semi-finals...also was All-District in basketball and made the All-Tournament Team after leading Wylie to the 3A state championships game.



# THE RED RAIDERS

## **Garrett Totten, INF, Brier, Washington/King's**

Was named All-State and Team MVP in 2007...ranked No. 22 in Washington's Class of 2008 Top 100 high school baseball players.

## **Scott LeJeune, INF, Austin, Texas/McNeil**

Earned First-Team All-District honors in both 2006 and 2007...in 2006 his honors came as an outfielder while in 2007 he was honored as a first baseman...owns three school records at McNeil (RBI's, hits and on-base percentage)...last season he hit .420 with a school record 36 hits, two home runs, 12 doubles, 15 walks, 26 RBI's, six stolen bases and a .500 on-base percentage.

## **Kevin Whitehead, Catcher, Tacoma, Wash./Franklin Pearce**

Picked up First-Team Seamount League Honors in 2006 and 2007...was a Second-Team All-State selection the last two seasons...earned his the Coaches Award from his high school in 2007...hit .461 with 39 hits, four home runs, 11 doubles, one triple, drew 16 walks and had an on-base percentage of .611.

## **Duncan McGee, RHP, Austin, Texas/Anderson**

Letterwinner at Austin Anderson High School...went 4-2 last season with a 3.00 ERA...18 strikeouts and 12 walks.

## **JUNIOR COLLEGE SIGNEES**

### **Jason Gurka, LHP, Chappellhill, Texas/Angelina College**

Earned First-Team All-State and All-District honors while at Brenham High...was also named District MVP.

### **Michael Reed, OF/INF, McKinney, Texas/Grayson County College**

Last season was named NTJACAC First-Team All-Conference, NJCAA All-Region and All-District...batted .410 last season at Grayson with one home run, 16 doubles, six triples, and 68 hits...his .574 on base percentage and 52 walks led the conference...hit .464 with one home run, 12 doubles, four triples and 11 walks in his senior year at McKinney North...was named All-District three times earning the District MVP his senior year...earned 4A All-State and Dallas Morning News All-Area honors in 2006...awarded the McKinneysports.net MVP and FABNine Player of the Year.

### **Daniel Simon, RHP, Susanville, California/Lassen Community College**

Posted a 6.168 ERA in 47.2 innings to go 5-5 with 37 strikeouts and 16 walks his junior year at Lassen High...also batted .316 with 15 RBIs and 31 hits that same year.



# 2008 TEXAS TECH BASEBALL SUMMER CAMPS

**May 4:** Youth All Skills; Ages 6-14

**June 3:** Hitting/Offensive Skills; Ages 6-14

**June 4:** Pitching/Defensive Skills; Ages 6-High School Seniors

**June 9:** Pitching/Defensive Skills; Ages 13 & Up

**June 10:** College Prep Camp; Ages 14 & Up


**June 23-25:** All Skills; Ages 6-14

**July 29:** College Prep Camp; Ages 14 & Up

*For more information or to register online*  
[www.texastech.com/camps/text-camps.html](http://www.texastech.com/camps/text-camps.html)


BE PART OF THE EXCITEMENT OF RED RAIDER BASEBALL





# THE STAFF

TEXAS TECH **2008** BASEBALL



## LARRY HAYS

22nd Season at Texas Tech  
Eastern New Mexico '66

# 27

# TEXAS TECH

There is an old sports cliché that reads "Behind every great team is a great coach." When you take a glance through the history of Texas Tech baseball, you will find this overused cliché come to life in Texas Tech head coach Larry Hays.

Perhaps one of the most respected men not only in Lubbock but in the coaching profession as well, Larry Hays has never lost sight of the important things in life and that focus has made him one of the most successful coaches in collegiate history. Hays, a native of Dora, N.M., is a loving family man, husband, father, grandfather and devoted son to L.D. and Pearl Hays. With all of these titles, however, Hays has been able to maintain his priorities of God first, family second and at a very distant third baseball. His amazing character, demeanor and baseball mind have made the Texas Tech baseball program one of the nation's elite.

His "elite" status was forever documented on February 26, 2005 when he became just the fourth coach in NCAA history to win 1,400 games. His 1,400th win came against the Lamar Cardinals in the first game of the 2005 Midland Rockhounds College Classic at Citibank Ballpark in Midland. He joined Texas' Augie Garrido and Cliff Gustafson, Wichita State's Gene Stephenson and Virginia Tech's Chuck Hartman as the only NCAA coaches to accomplish this feat.

Amazingly, Hays has spent his entire collegiate coaching career in Lubbock where he is the all-time win leader at Lubbock Christian University (695) and at Texas Tech (789). When Hays took over the Texas Tech baseball program in the fall of 1986, he inherited a very unusual situation. Prior to Hays arrival, the Tech baseball program had a losing overall record of 550-576 through 37 years of play meaning Hays had plenty of work cut out for him just to get Tech to the .500 mark.

In his first season at Tech, Hays had to endure the second and last losing season of his career as the Red Raiders went 21-28. The losing didn't last long as Hays started the turnaround at Tech the very next season by leading the Scarlet and Black to a 34-25-1 campaign in 1988. Texas Tech, the once ignored college baseball program on the South Plains, was under the leadership of a

new skipper and it has been smooth sailing ever since.

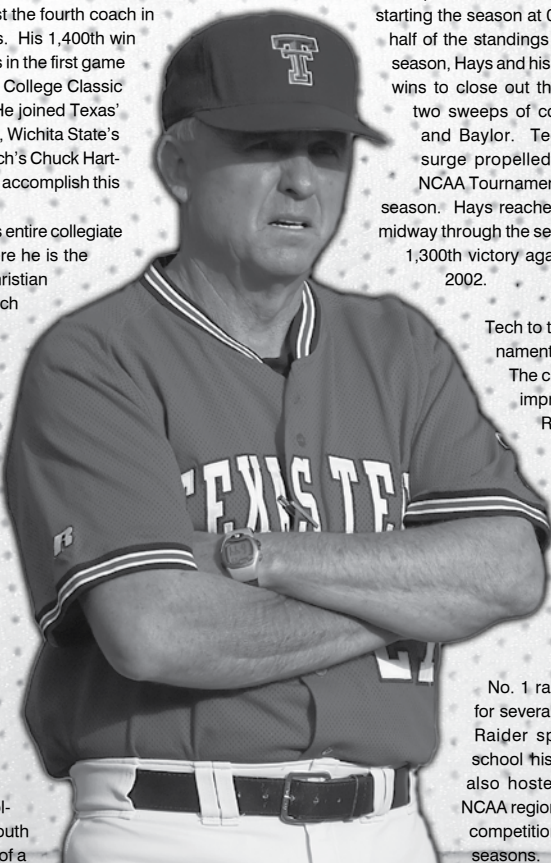
Hays has led the Red Raiders to three conference championships, posted winning seasons in 20 of 21 years as head coach, led Tech to nine NCAA Tournament appearances and has established Texas Tech as a national power in baseball. His coaching strengths are apparent in his abilities to adapt his players on a year-by-year basis. Able to adapt different styles, Hays has won with strong pitching and defense one year and with power hitting the next. Perhaps the master of recruiting both the junior college and high school ranks, Hays has been able to rebuild an entire team every few seasons while maintaining a successful and winning program each year. In short, Hays has proved to be one of the nation's finest and most respected coaches in the profession.

In 2002, Hays led the Red Raiders to a 42-20 overall record and a second place finish in the Big 12 regular-season. After starting the season at 0-3 and sitting in the bottom half of the standings for most of the conference season, Hays and his players rattled off 15 straight wins to close out the regular-season including two sweeps of conference rivals Oklahoma and Baylor. Tech's dramatic late season surge propelled the Red Raiders into the NCAA Tournament for the eighth consecutive season. Hays reached another career milestone midway through the season when he picked up his 1,300th victory against Missouri on March 29, 2002.

In 1998, he guided Texas Tech to the Big 12 Conference Tournament title in Oklahoma City, Okla.

The championship was especially impressive considering the Red Raiders accomplished that feat with only seven pitchers. The former professional softball pitcher also led Texas Tech to its first-ever Big 12 Conference regular season championship with a 23-7 conference and 46-14 overall record in 1997.

Texas Tech also claimed the No. 1 ranking in collegiate baseball for several weeks, the first time a Red Raider sport was ranked No. 1 in school history. The Hays-led squad also hosted its second consecutive NCAA regional and appeared in regional competition for the third time in three seasons.





# THE STAFF

Hays also guided the Red Raiders to their first-ever Southwest Conference championship in 1995 as they posted a school-record 51 wins (51-14) and advanced to the Midwest I Region championship game. In 1996, Tech posted a 49-15 ledger as the Raiders hosted both the Southwest Conference Post-Season Tournament (finished third), then hosted the NCAA Central II Regional.

In 1995, Tech joined the national rankings on Feb. 20 and never looked back. On March 22nd the Red Raiders were ranked No. 3 in one of the three major polls, marking the second highest ranking ever for a Tech baseball team. That same year Tech became only the fourth SWC team to ever reach the 50-win plateau. The Red Raiders won the national batting title by hitting .344 as a team and the club established school records for wins, winning percentage, runs scored, hits, RBI, doubles, total bases, walks and consecutive games with at least one home run.

Successful seasons have been the norm for Larry Hays, who won his 1,000th game on April 12, 1995. In his 36 years as a college head coach, he has produced 20 teams that have surpassed at least 40 wins. And he has led teams to 12 league titles and guided his 1983 Lubbock Christian University team to the National NAIA Championship.

Hays is also highly regarded by his coaching peers. He has been honored as "Coach of the Year" following nine different seasons including the 1997 season when he was selected Big 12 Conference Coach of the Year by both the Big 12 coaches, the Dallas Morning News and the Austin American-Statesman. Plus, he has been inducted into the NAIA Hall of Fame.

Hays' players have also seen unbelievable individual success. He has coached 29 NAIA All-Americans, one NAIA Player of the Year, 36 All-Southwest Conference performers, 18 First Team All-Big 12 recipients, 14 consensus NCAA Division I All-Americans, five NAIA Academic All-Americans and three NCAA Academic All-Americans. To date, 84 of his former Red Raider players have been drafted by Major League Baseball teams while 17 of his former Tech players have appeared in a major league uniform.

It all started for Hays as a standout athlete in both baseball and basketball at Dora High School in New Mexico. From there he went on to Lubbock Christian Junior College where he lettered in both sports and earned an Associate of Arts degree in 1964. He then attended Eastern New Mexico where he earned both Bachelor's (1966) and Master's (1969) degrees.

Hays then took over the Lubbock Christian head basketball coaching reins in 1969 and in 1970, helped start baseball as the school made strides to move from junior college to senior college status. While at the Chap controls he compiled a 695-381-1 record and led Lubbock Christian to eight NAIA District titles, two Area championships and the 1983 national title. He served as the school's Athletic Director from 1979 until he departed for Texas Tech in 1986. During his eight-year stint as athletic director, he served as chairman of the NAIA Baseball Rating Committee. Lubbock Christian rewarded Hays and his family as the school renamed its field "Hays Field" in a ceremony on

April 20, 1999.

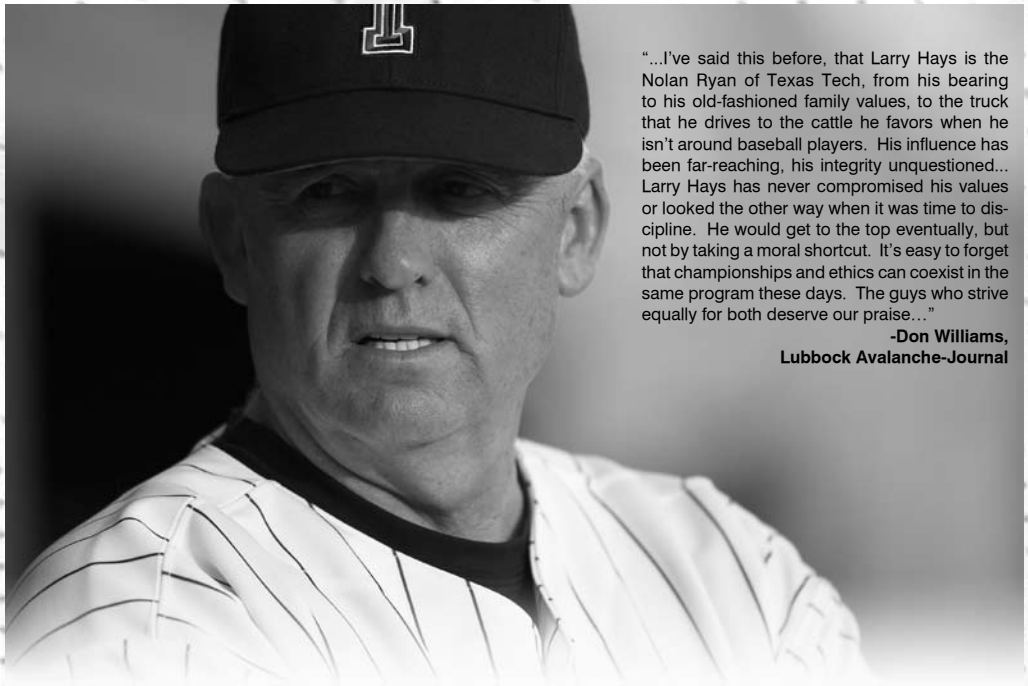
Among his more noteworthy Lubbock Christian and "civic" accomplishments were spearheading the effort to bring the NAIA World Series to Lubbock for three years from 1981-83. The Series became an official success in its final season of 1983 as the Chaps won the national title in front of the home crowd.

Tech has played in numerous (SWC/Big 12) conference tournaments, winning both the 1998 Big 12 Conference title and the 1995 Southwest Conference crown and placing runner-up in the inaugural 1997 Big 12 Conference tournament. Hays is currently ranked among the nation's top-5 all-time and active NCAA Division I head coaches in victories (1,425) and is the fourth winningest coach on the NCAA all-time list.

Hays has been married to the former Nell Ainsworth for 43 years. They have five children- Daren (41), Shanon (39), Bandi (36), Justin (32) and Melanie (27). They also have eight granddaughters: Brittany Kaye (born 8-19-92), Brogan Leigh (born 6-29-95), Allie (born 12-4-96), Ashleigh (born 9-13-98), Kaytee & Kelsee (born 5-11-01), Hampton Renee (born 7-25-01) and Mary Elizabeth (born 1-05-01) along with three grandsons- Hunter (born 10-23-96) and Heath (11-24-98) Joshua Hays Redding (10/8/02). Coach Hays' three sons have followed their father into the coaching profession. Hays hired Daren in June of 2000 and is currently the director of operations while Shanon is the head softball coach at Lubbock Christian University.



Larry and Nell Hays



"...I've said this before, that Larry Hays is the Nolan Ryan of Texas Tech, from his bearing to his old-fashioned family values, to the truck that he drives to the cattle he favors when he isn't around baseball players. His influence has been far-reaching, his integrity unquestioned... Larry Hays has never compromised his values or looked the other way when it was time to discipline. He would get to the top eventually, but not by taking a moral shortcut. It's easy to forget that championships and ethics can coexist in the same program these days. The guys who strive equally for both deserve our praise..."

-Don Williams,  
Lubbock Avalanche-Journal

### WINNINGEST NCAA DIVISION I COACHES

#### By Victories

Rk.	Coach, Team	Yrs.	Won	Lost	Tied
1.	Augie Garrido, Texas	40	1,629	755	8
2.	Gene Stephenson, Wichita State	31	1,605	533	3
3.	<b>LARRY HAYS, TEXAS TECH</b>	<b>37</b>	<b>1,484</b>	<b>830</b>	<b>4</b>
4.	Cliff Gustafson, Texas	29	1,427	373	2
5.	Chuck Hartman, Virginia Tech	45	1,444	816	8

### WINNINGEST ACTIVE NCAA DIVISION I COACHES

#### By Victories

Rk.	Coach, Team	Yrs.	Won	Lost	Tied
1.	Augie Garrido, Texas	40	1,629	755	8
2.	Gene Stephenson, Wichita State	31	1,605	533	3
3.	<b>LARRY HAYS, TEXAS TECH</b>	<b>37</b>	<b>1,484</b>	<b>830</b>	<b>4</b>

### WINNINGEST BIG 12 COACHES

#### By Victories

Rk.	Coach, Team	Yrs.	Won	Lost	Tied
1.	Augie Garrido, Texas	40	1,629	755	8
2.	<b>LARRY HAYS, TEXAS TECH</b>	<b>37</b>	<b>1,484</b>	<b>830</b>	<b>4</b>
3.	Brad Hill, Kansas State	13	539	190	2
4.	Steve Smith, Baylor	13	490	311	1
5.	Tim Jamieson, Missouri	13	441	308	2
6.	Sunny Galloway, Oklahoma	9	426	208	0
7.	Ritch Price, Kansas	13	390	360	2
8.	Mike Anderson, Nebraska	5	214	100	0
9.	Frank Anderson, Oklahoma State	4	155	90	0
10.	Rob Childress, Texas A&M	2	73	49	1

### HAYS AND PLAYER ACCOMPLISHMENT

Consensus NCAA All-Americans:	14
NAIA All-Americans:	29
Total All-Americans:	45 in 37 years
NAIA Players of the Year:	1
Big 12 Players of the Year:	1
All-Big 12 Conference Recipients:	35
All-SWC Performers:	36
Major League Baseball Draftees:	84
Major League Baseball Players:	17
USA Baseball Players:	6
NAIA Academic All-Americans:	5
NCAA Academic All-Americans:	4
Big 12 Academic Honorees:	33

### HAYS' MILESTONE VICTORIES

1	LCU, 3/10/71 vs. Artesia (14-2)
100	LCU, 3/11/74 vs. Panhandle State (10-0)
200	LCU, 3/27/76 vs. New Mexico State (3-0)
300	LCU, 4/18/78 vs. Panhandle State (17-2)
400	LCU, 5/16/80 vs. Dallas Baptist (7-5)
<b>500</b>	<b>LCU, 4/20/82 vs. Hardin-Simmons (10-1)</b>
600	LCU, 4/8/84 vs. New Mexico State (14-6)
700	Texas Tech, 3/31/87 vs. Coll. of the Southwest (15-5)
800	Texas Tech, 3/13/90 vs. St. Edwards (12-3)
900	Texas Tech, 3/17/93 vs. Arizona (4-0)
<b>1000</b>	<b>Texas Tech, 4/12/95 vs. UT-Arlington (6-4)</b>
2 1100	Texas Tech, 4/16/97 vs. Grand Canyon (21-3)
1199	Texas Tech, 5/29/99 vs. UW-Milwaukee (8-5)
1200	Texas Tech, 2/2/00 vs. West Texas A&M (14-3)
1300	Texas Tech, 3/29/02 vs. Missouri (7-4)
<b>1400</b>	<b>Texas Tech, 2/26/05 vs. Lamar (5-3)</b>

## YEAR-BY-YEAR WITH LARRY HAYS At Lubbock Christian University (16 years)

Year	W-L	Pct.	Dist.	HiRnk	NAIA
1971	28-16	.636	N/A	N/A	N/A
1972	31-14	.689	N/A	N/A	N/A
1973	35-14	.714	1st	30th	N/A
1974	41-17	.854	1st	2nd	N/A
1975	36-24	.600	1st	2nd	N/A
1976	49-17	.742	2nd	2nd	N/A
1977	44-27	.620	1st	13th	T-5th
1978	47-24	.662	1st	4th	N/A
1979	42-24	.636	1st	7th	N/A
1980	54-34	.614	1st	8th	T-3rd
1981	38-40	.487	N/A	5th	T-8th
1982	64-21	.753	N/A	1st	T-8th
1983	56-27	.675	N/A	2nd	1st
1984	51-14	.785	2nd	1st	N/A
1985	38-29	.567	2nd	9th	N/A
1986	41-39	.513	1st	10th	N/A
LCU	695-381	.646	8(1st)	N/A	N/A

## At Texas Tech University (21 years)

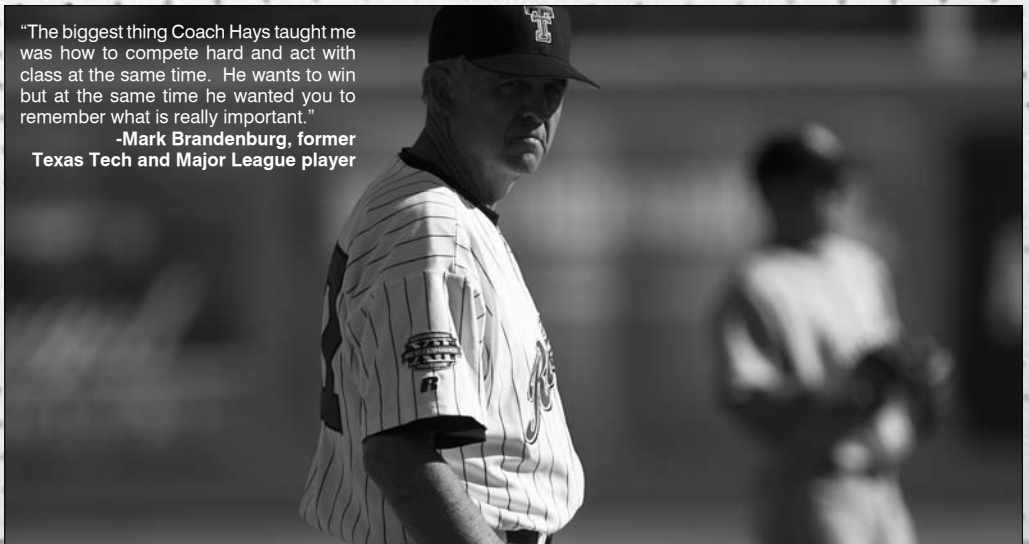
Year	W-L	Pct.	Conf.	Pct.	NCAA
1987	21-28	.429	7-14	.333	N/A
1988	34-25-1	.567	7-14	.333	N/A
1989	33-22	.600	9-12	.429	N/A
1990	31-29	.517	5-16	.238	N/A
1991	42-18	.700	9-12	.429	N/A
1992	29-25	.537	15-19	.441	N/A
1993	43-15	.741	11-7	.611	N/A
1994	40-17	.701	12-6	.667	N/A
1995	51-14*	.785	16-8%	.667	3-2
1996	49-15*	.766	15-9	.625	2-2
1997	46-14*	.767	23-7&	.767	0-2
1998	44-20*	.688	18-11 ^	.620	1-2
1999	42-17*	.712	18-8	.692	2-2
2000	36-26*	.580	18-12	.600	1-2
2001	43-20-1*	.671	19-10-1	.633	3-2
2002	42-20*	.677	16-11	.592	1-2
2003	30-25	.545	8-18	.307	N/A
2004	40-21*	.655	17-9	.653	2-2
2005	34-25	.576	9-16	.360	N/A
2006	31-26-1	.535	9-16-1	.452	N/A
2007	28-27	.509	8-18	.307	N/1
TTU	789-449-3	.636	269-253-2	.515	15-18
Career-	1,484-830-4	.641	269-253-2	.515	15-18

\*NCAA Tournament Appearances; %Southwest Conference Tournament Champion; & Big 12 Conference Regular Season Champion; ^ Big 12 Conference Tournament Champion



"The biggest thing Coach Hays taught me was how to compete hard and act with class at the same time. He wants to win but at the same time he wanted you to remember what is really important."

-Mark Brandenburg, former Texas Tech and Major League player



# THE STAFF

## HAYS' ALL-TIME RESULTS

(at Texas Tech only)

Opponent	W-L	at DLF			
Abilene Christian	4-0	4-0	North Texas	1-1	0-0
Akron	1-0	1-0	Northwestern	2-2	1-1
Air Force	5-1	5-1	Notre Dame	0-1	0-0
Angelo State	1-0	1-0	Oklahoma	22-23-1	10-10
Arizona	2-0	0-0	Oklahoma City	0-1	0-1
Arizona State	4-14	1-0	Oklahoma State	16-20	8-10
Arkansas	3-13	2-10	Oral Roberts	6-2	3-1
Baylor	42-31	23-16	Oregon State	1-1	0-0
Biola, Calif.	0-1	0-0	Panhandle State	1-0	1-0
Brigham Young	3-1	3-0	Providence	1-0	0-0
Cal-State Fullerton	1-1	0-0	Princeton	1-0	0-0
Cal-State Northridge	4-2	4-2	Rice	25-23	18-6
Cameron, Okla.	12-1	12-1	Rutgers	1-0	1-0
Campbell	5-1	5-1	Sam Houston State	2-1	1-1
Clemson	2-2	2-1	San Diego	3-1	3-0
College of Idaho	1-0	0-0	San Diego State	8-1	3-0
College of the Southwest	24-4	22-4	San Francisco	2-1	2-1
Dallas Baptist	5-3	3-3	Santa Clara	0-1	0-0
Eastern Michigan	6-0	6-0	Seton Hall	3-0	3-0
Eastern New Mexico	13-0	13-0	St. Edward's	6-0	6-0
Fresno State	1-2	1-1	St. John's	5-0	1-0
Georgia Tech	1-2	0-0	South Carolina	0-1	0-0
Grand Canyon	16-7	7-1	Southern California	3-5	2-2
Harvard	2-0	2-0	Southern Illinois	3-0	3-0
Hardin-Simmons	21-5	12-4	Southwest Missouri State	1-1	0-1
Houston	23-15	11-5	Stanford	1-2	0-0
Howard	6-0	6-0	Stephen F. Austin	1-1	1-1
Howard Payne	18-0	18-0	Sul Ross State	9-2	9-2
Illinois	1-0	0-0	TAMU-CC	6-0	5-0
Iowa State	13-2	9-0	Temple	7-0	6-0
Kansas	22-10	12-5	Texas	24-47	11-17
Kansas State	22-12-1	11-3-1	Texas-Arlington	15-0	9-0
Lamar	1-0	0-0	Texas-Pan American	6-3	6-0
Lindenwood	1-0	1-0	Texas-San Antonio	3-0	2-0
Long Beach State	3-3	3-0	Texas State	5-2	4-2
Louisiana-Lafayette	1-2	0-0	Texas Wesleyan	1-0	1-0
Louisiana-Monroe	3-0	3-0	Texas A&M	33-42	22-13
Loyola Marymount	0-4	0-0	Texas Christian	41-28	21-12
Lubbock Christian	1-1	1-1	Tulane	0-1	0-0
Mankato State	2-0	0-0	UCLA	1-0	0-0
Miami, Fla.	0-1	0-0	UC-Irvine	1-0	0-0
Miami, Ohio	5-0	3-0	UNC-Asheville	3-0	3-0
Mississippi State	2-0	0-0	UNLV	2-2	1-1
Missouri	18-17	10-5	Valley City State	2-0	2-0
Missouri Southern	7-0	7-0	Wake Forest	1-0	0-0
Nebraska	17-22	10-10	Washington	1-1	0-0
Nebraska-Kearney	15-0	13-0	Wayland Baptist	3-0	3-0
Nevada-Reno	1-0	0-0	Western Illinois	4-1	4-1
New Mexico	42-13-1	27-5	Western New Mexico	2-0	0-0
New Mexico State	29-12	22-5	West Texas A&M	22-0	22-0
New Mexico Highlands	20-0	20-0	Wichita State	4-8	4-2
New York Tech	1-1	0-0	Wisconsin-Milwaukee	1-0	1-0
North Carolina	2-0	0-0	Wofford	3-0	3-0
Northern Illinois	7-2	7-2	Wyoming	4-3	3-3
Northern Iowa	5-2	5-2	<b>Totals</b>	<b>789-449-3</b>	<b>536-164-1</b>



## 1,400

## HAYS JOINS ELITE COMPANY

by George Watson

Larry Hays had everything going at Lubbock Christian University.

Having already brought a national championship to the school, the veteran baseball coach was averaging more than 43 wins per season, which, if he had remained there to this day, would have made him one of the most successful baseball coaches in any division.

When he was approached in 1986 about taking over an average Texas Tech program, another challenge was presented. There were no guarantees baseball would work the way it did at LCU, but there was a chance it could become more than it was.

"(Former Texas baseball coach) Cliff Gustafson told me (former Tech athletic director) T. Jones was a baseball man, and T. came in and told me what he thought could be done here, and it sounded exciting," Hays said. "Then, part of it was I had been at Lubbock Christian for a long time and it sounded like it would be fun to do something different."

For Hays, the fun continues, and so have the wins.

Since moving from LCU to Tech, the 19-year Red Raider skipper has had just one losing season and became only the fourth coach in NCAA history to reach 1,400 wins when his team defeated Lamar on Feb. 26 at the Rockhounds College Classic in Midland.

"This is all special to me and not just because we're coming up on a milestone," Hays said. "The whole thing is special to get to be a part of it, to get to coach and to get to be with these guys out here. It's a good bunch of people and to get to be around them, I'm lucky to get to do that."

Those who have been or are a part of Hays' program feel the same way.

"He gave me the opportunity to play college baseball and he's given me the opportunity to coach at Texas Tech," said Red-Raider pitching coach Travis Walden, who played on Hays' 1983 NAIA national championship team at Lubbock Christian. "When I came out of high school I was a nobody, and the same as a pitching coach, I wasn't a highly regarded pitching coach. You want to do things that represent him and make him look better and do things to make the program look better, because he is the program."

Hays took over the Red Raiders in 1987 after compiling a 695-381 record and being ranked in the top 10 each year since 1978. By comparison, in the 16 seasons Hays was at LCU, Tech had just eight winning seasons and finished better than

fourth in the Southwest Conference just once.

But after some struggles in Hays' first few years at Tech, things started turning around in 1993. The Red Raiders finished tied for second that year and in 1994, then had the breakthrough year in 1995, winning the SWC tournament for the first time in school history and earning the program's first-ever

NCAA berth. That, plus winning the first Big 12 championship in 1997 when Tech earned its first ever No. 1 ranking, stand out as two of Hays' favorite memories.

Since then, Tech has finished third or better seven times in nine seasons and has been to the NCAA postseason nine times in the past 11 years.

As much as the wins have brought notoriety to Tech, however, it's the lasting effect he has on people that he is most remembered by.

"You can't help but respect him and always know that he has your best intentions in mind," said Brad Ralston, who played for Hays from 1995 to 1999 and is currently an assistant vice president with PlainsCapital Bank. "It's like playing for your father. You see him out there and want to do well for him. He knows how to treat people. In business or baseball, it all boils down to people and being able to work with each other and having integrity. One of the things you can always count on from him is integrity."

And even though Hays could walk away today and still be one of the most successful coaches in school history—in any sport—it doesn't appear to be coming anytime soon. At least, not as long as he's still having fun.

"I know coaches who all they ever played to do is coach, and I've never felt that way," Hays said. "I've always wanted to do it while it's fun or until they chase me off. Until one of those two things happens, I'll go as long as I can.

"People ever once in a while ask me



if I've ever talked about quitting, and I always wonder what I'd done to make them think that. I think the advantage I have is I could walk away any time, but that time is when it's not fun for me anymore. Some people think when you have problems, you have a crisis of faith, that's when you get out. But that's why we're in it, to battle those things and compete when things are not going well and fight through them. That's the adventure of living."

## FIRST TO 1,400

1. Cliff Gustafson, Texas  
March 8, 1996 vs. Maine
2. Augie Garrido, Texas  
March 29, 2003 vs. Texas Tech
3. Gene Stephenson, Wichita State  
May 21, 2003 vs. Indiana State
4. Chuck Hartman, Virginia Tech  
May 19, 2004 vs. East Tennessee State
5. LARRY HAYS, TEXAS TECH  
February 26, 2005 vs. Lamar

# THE STAFF



## DAN SPENCER

# 13

First Season at Texas Tech  
Associate Head Coach  
Portland State '90


# TEXAS TECH

**D**an Spencer, one of the most highly touted assistant coaches in the country, makes a return to Texas Tech after earning three varsity letters as a Red Raider infielder between 1985 and 1987. Spencer, 41, spent the last 11 at Oregon State and the last three years as associate head coach where he has served as pitching/catching coach and recruiting coordinator. His pitching staff's over the last two seasons were instrumental in helping the Beavers become the first back-to-back College World Series Champions since LSU in the late 1990's.

Over the last two seasons, his staff's have compiled 3.41 and 3.48 cumulative ERA's while leading the team to 50-16 and 49-18 respective records. His group led the Pac-10 in ERA in both 2005 and 2006 while his bullpen helped pave the way to back-to-back national titles by contributing 20-plus saves in both 2006 and 2007. Under his leadership, the Beavers had three pitchers and one catcher named to All-America teams and seven drafted in the top 10 rounds of the MLB Draft. Eddie Kunz, the ace of the 2007 staff, and catcher Mitch Canhan, the squad's leading hitter, were both first round draft selections in this year's draft.

Spencer, a native of Vancouver, Wash, played three seasons at Texas Tech (two under Gary Ashby and one under Larry Hays) after transferring from Mesa Junior College in San Diego. During his career, he played in 118 games (mostly at third base) and compiled a .251 career average. He completed his degree in history at Portland State in 1990 and went on to coach at Tacoma Community College and Green River Community College.

He and his wife Susie have three children: Wade (12), Logan (8) and Elizabeth (3).



**Dan Spencer** was introduced as Texas Tech's Associate Head Coach/Recruiting Coordinator at a news conference on July 2, 2007. Spencer helped lead the Oregon State Beavers to back-to-back national championships in 2006 and 2007 prior to joining the Red Raiders.



## TRENT PETRIE

First Season at Texas Tech  
Assistant Coach  
Lubbock Christian '93

# 20

# TEXAS TECH

**T**rent Petrie makes a return to the Hub City and back to Texas Tech where he played one season for the Red Raiders back in 1992. Since leaving Texas Tech after the 1992 season, he finished his degree and his playing career at Lubbock Christian University. Petrie, 36, brings with him 12 years of coaching experience and comes to Tech after spending the last two seasons as an assistant coach at the University of New Mexico. While at New Mexico, Petrie served as the hitting coach and helped place multiple Lobos into the Mountain West Conference's Top-10 offensive rankings.

Prior to his stint at New Mexico, he served under former Red Raider assistants Frank Anderson and Greg Evans as the Director of Baseball Operations at Oklahoma State University. He brings along three years of head coaching experience as he led Clarendon College as the skipper between 2001 and 2003. After starting the baseball program at Clarendon, he helped lead the team to the WJCAC Northern Division Championship (2003) in just three seasons. He served as an assistant coach at Hill Junior College between 1997 and 1999 and at Wayland Baptist in 1995 and 1996.

Petrie graduated from Lubbock Christian University in 1993 and then earned his master's degree from Wayland Baptist in 1996. He and his wife Kimberly have two daughters, Summer (13), Payge (9), and a son, Easton (1).



**Trent Petrie** was introduced as Texas Tech's Assistant Coach at a news conference on July 2, 2007. Petrie joined the Red Raiders after a short stint at the University of New Mexico.

# THE STAFF



## DAREN HAYS

Ninth Season at Texas Tech  
Director of Operations  
Lubbock Christian '89

# 12

# TEXAS TECH

**D**aren Hays begins his ninth season with the Texas Tech Baseball program and his first as Director of Operations. He spent the previous eight seasons as an assistant coach before accepting his new title in June of 2007.

As an assistant, Hays has helped make Texas Tech one of the top offensive attacks in the Big 12 Conference. Two of the most prolific hitters in school history (Cameron Blair and Josh Brady) were signed by Hays and went on to have All-American seasons as Red Raiders. During his tenure, the Texas Tech offense was a mainstay in virtually every offensive category in the Big 12.

Prior to coming to Texas Tech, Hays spent eight seasons as head baseball coach at Crosstown Lubbock Christian University where he amassed a 356-163 overall record. He became the first coach in LCU history to win 300 games in only seven seasons. His last season at LCU, Hays was named the Sooner Athletic Conference Coach of the Year after leading Lubbock Christian to a 47-17 record and a number seven NAIA national ranking. He won 40+ games in six of his eight seasons at LCU and won 50+ games two seasons, leading the Chaparrals to a 52-16 record in 1995 and 52-18 record in 1998. Hays received NAIA District VIII Coach of the Year honors in 1993 after his Chaparral hitters led the nation in batting average. During his tenure at LCU, 14 of his players were selected as NAIA All-Americans, four were named GTE/CoSIDA Academic All-Americans while 20 of his players were named to the All-Sooner Athletic Conference team in its five years of existence. In 1998, LCU player Keith Hart was named the NAIA National Player of the Year. In eight seasons at LCU, Hays sent 28 players to professional baseball.

After receiving his Bachelor of Science degree from Lubbock Christian in 1989, Hays played professionally in the Texas Rangers organization.

Hays is married to the former Kristi McGee of Lubbock. The couple resides in Lubbock and have two daughters, Brittany and Brogan.





# THE STAFF



**BLAYNE BEAL**



Associate Director/Media Relations  
Texas Tech '99, Tennessee '01



**B**layne Beal begins his eighth season at Texas Tech as Associate Director of Media Relations. Beal, a graduate of Texas Tech University, returned to his alma mater in 2000 after serving in the sports information office at The University of Tennessee. He is primarily responsible for the publicity and promotion of Red Raider baseball and assists with football.

Prior to coming to Texas Tech, Beal worked under CoSIDA Hall of Famer Bud Ford at the University of Tennessee as a graduate assistant in the men's athletics department. While at Tennessee, Beal served as the media contact for the Volunteer baseball and tennis teams.

Since his arrival at Texas Tech, he has claimed two "Best In The Nation" publication honors and three top three finishes giving the Texas Tech Media Relations office its first-ever national publication awards. He served as Press Officer for Team USA Baseball at the 2005 IBAF World Cup in Holland and recently was part of the Team USA Staff at the 2007 World University Games in Bangkok, Thailand.

While in college, he spent two years in the Tech Media Relations office as a student assistant where he served as the media contact for softball. During the 1998 college football bowl season, he served an internship with the FedEx Orange Bowl in Miami, Fla.

Beal earned his bachelor's degree in Public Relations from Texas Tech and his master's degree in Sports Management from the University of Tennessee.



**SHISHIR BHAKTA**



Head Manager  
Texas Tech '06



**S**hishir Bhakta begins his eighth season as the head manager for the Texas Tech baseball team and his second as a full-time employee. His responsibilities include equipment issue and maintenance, practice setup and various other gameday duties.

Bhakta is a Lubbock native as he is a 2000 graduate of Lubbock High School where he played both football and baseball.

Over the past few summers, he has worked as an intern for the New York Jets of the National Football League.


He is the son of Ishwar and Kanchen Bhakta and has two younger sisters Yamini (20) and Vepa (18). He graduated from Texas Tech with a degree in Exercise & Sports Science.



**SHAWN LINDSEY**



Assistant Athletic Trainer/Baseball  
Angelo State '92



**S**hawn Lindsey begins his second year as the Athletic Trainer for Red Raider Baseball.

Lindsey, a native of Stamford, Texas, came to Texas Tech last spring after spending the fall of 2006 as the head athletics trainer at Midland Lee High School. Prior to his stint at Midland Lee, he served in the same capacity at Abilene Cooper High School for 11 years where he joined the Cougar staff back in 1995.

At both Midland Lee and Abilene Cooper, Lindsey oversaw the entire sports medicine program for all varsity and junior varsity sports. Along with his duties, he was also in charge of varsity football equipment and team travel.

Lindsey earned his bachelor's degree in Kinesiology from Angelo State University in May of 1992. He is a current member of the National Athletic Trainers Association and the Southwest Athletic Trainers Association.



**CHARLOTTE BECTON**



Administrative Assistant



**C**harlotte Becton begins her second season as the Administrative Assistant for Red Raider Baseball. Her responsibilities include any and all phases of administrative duties and attempting to keep the baseball office running efficiently.

Charlotte worked for an oil company, Amerada Hess, while living in Houston. She moved to Marble Falls to retire, but after a short retirement was asked to assist and become an integral part of helping Dr. Bobbie Walker in starting up the Highland Lakes Texas Tech campus in Marble Falls.

In 2003 Charlotte made a decision to move back to Lubbock and was hired to work for the Athletics Business Office at Texas Tech. Charlotte came to work for Red Raider Baseball in December 2005.

Charlotte was raised near Lubbock in the Petersburg community. She left the area after her husband graduated from Texas Tech and the family lived in several states before relocating back to Texas in the Houston area. Her mother, Clara Neis, lives in Abernathy and her sister and brother-in-law, Bill and Ida Bruington live in Petersburg.

Charlotte has two sons, Monty and Jerod, who are Texas Tech graduates and a daughter-in-law, Patti, an Iowa State graduate. Monty and Patti live in the Dallas area and Jerod lives in Houston. She and her family have supported the Red Raiders for many years and she is thrilled to be a part of the Red Raider Baseball program.


# THE STAFF



**JUDI HENRY**



Senior Associate A.D./SWA  
Texas Tech '75, '78, '85



Judi Henry was named associate athletics director and senior woman administrator at Texas Tech in June of 1997. Henry is responsible for the management of several men's and women's sports and administrative areas of the department. She also serves as Texas Tech's representative to the NCAA and Big 12 Conference as the department's senior woman administrator.

She earned three academic degrees from Texas Tech, including a bachelor of science in 1975, a master's of education in 1978 and a doctorate of education in 1985.

Henry began her career at Texas Tech as assistant dean of students in 1980 and eventually served as the school's assistant vice president for student affairs from 1993-95. She also served in the capacity of adjunct assistant professor and dean of students/assistant vice president from 1988-93.

Henry has helped steer several NCAA women's basketball first and second round tournaments at Texas Tech as well as the 1998 Midwest Regional. She currently serves on the NCAA women's golf committee and helps coordinate events with the Girls and Women in Sports Day. She currently serves on the University Strategic Planning Committee and is an adjunct faculty member in HESS (Health, Exercise & Sport Science).

Henry began her professional career as a teacher/coach at Smylie Wilson Junior High in the Lubbock Independent School District.



**SANDY COLLINS**



Director/Event Management  
UT-Permian Basin '80



Sandy Collins begins her second season as Director of Event Management and her ninth overall with the Texas Tech Athletics Department.

Collins began her career at Texas Tech back in 1999 when she was hired as the assistant women's tennis coach and later became the head coach from 2002-2003. She then moved to the athletics ticket office in 2003 and spent three years as a coordinator of ticket operations.

She moved over to event management in the fall of 2006 where she will oversee gameday operations for various sports.

Collins is no stranger to athletic success as she reached a career-high ranking of #17 in the world as a professional tennis player. During her prolific career, Collins played professionally from 1978 to 1995 and in that time frame she played at Wimbledon and the US Open 17 different times. The biggest win of her career came against Tracy Austin when she was top-ranked player in the world.


Collins is a graduate of UT-Permian Basin and has one daughter, Reagan.



**JENNIFER BRASHER**



Associate A.D./Compliance  
Oklahoma State '94, '96



Jennifer Brasher is in her 11th year with the Texas Tech Compliance Office. She was promoted to Associate Athletic Director in September of 2005.

Brasher has been with the compliance office for 10 years and served as the interim director in the fall of 2001. Her responsibilities include maintaining the department's overall NCAA compliance program, which includes rule education, interpretation of NCAA legislation and continued development of policies and procedures for NCAA rules compliance.

As Associate Athletic Director for Compliance, Brasher's responsibilities included monitoring all recruiting activities, which consisted of off-campus recruiting by coaches and on-campus visits by recruits. Brasher worked closely with all coaches and athletic department staff to ensure appropriate documentation of compliance with NCAA rules as well as educating coaches, staff, student-athletes, boosters and recruits as to NCAA rules. Brasher was also responsible for the monitoring of sports camps and clinics.

Brasher earned a bachelor's degree in business administration from Oklahoma State University in 1994 and received a master's degree in speech communication in 1996 from OSU.


A 1990 graduate of Taloga (OK) High School, Brasher is married to Lubbock native and former TTU student-athlete Robert Brasher. The couple has a daughter, Elyn Caroline, born March 15, 2002.



**GARRETT TRESSLER**



Assistant Director/Marketing  
Western New Mexico '02, Texas Tech '04



Garrett Tressler begins his third season as Assistant Director of Marketing at Texas Tech and his second in charge of the promotion of Red Raider baseball.

Tressler joined the Texas Tech External Operations staff as an intern back in 2002 while completing his master's degree in sports management at Texas Tech. He is primarily responsible for the coordination and execution of Raider Alley during football season, group tickets for all sports and the marketing and promotion of soccer and baseball.

Tressler earned his bachelor's degree in physical education from Western New Mexico in 2002. He enjoys long walks on the beach and once scored four touchdowns in a junior high football game.

# THE STAFF



**MATTHEW JORDAN**



Academics Eligibility Specialist  
Baylor, Texas Tech



**TORY STEPHENS**



Associate Head Strength Coach  
Texas Tech '98



Matthew Jordan joined athletic academic services as a graduate assistant in the fall of 2005. In the spring of 2006, he became the eligibility specialist for athletic academic services. In this role, his main responsibility is to coordinate initial and continuing eligibility within athletics, as well as serving as the department's liaison with the Office of the Registrar, which is responsible for certifying student-athletes within the Big 12 Conference Office. In addition, he's a contact with the NCAA Eligibility Center.

In the summer of 2007, Matthew assumed the additional title of athletic academic counselor for baseball. In this capacity, he monitors each student-athletes progress toward graduation, athletic eligibility, and getting them the assistance they need to be a successful student at Texas Tech.

A native of Virginia, Matthew graduated from Baylor University with a business degree in management. He has a Master's in physical education from Texas Tech University. Matthew has worked at Texas Tech since 2000. He began his employment as an academic advisor for the Advising Center at Texas Tech (ACTT). After leaving ACTT, he worked as an advisor for the College of Mass Communications.

Matthew is married to Vicki Jordan who works for LISD as a reading coach.

Tory Stephens is in his 11th year as a strength and conditioning coach at Texas Tech and his third year as associate head strength coach and head of nutrition and supplementation.

Stephens, who is Sports Performance Nutrition (SPN) certified and Collegiate Strength and Coordinating Coach certified (CSCC), has served the Red Raider Baseball team for five seasons. He designs and implements all phases of strength, conditioning agility, power and speed development. Additionally, Stephens oversees the distribution of nutritional supplements and educates student-athletes on safe and NCAA compliant supplements.

Along with baseball, Stephens also oversees women's basketball, football and soccer. He is a certified member of the Collegiate Strength & Conditioning Coaches Association.

Stephens, who graduated from Texas Tech in 1998 with a degree in exercise and sports science, was a letterman in football, baseball and track at Sweetwater High School.

Stephens and his wife, Trisha, are the parents of two sons, Trey and Trevor.



**Chris Athens**  
Student Assistant



**Ralph Bauer**  
Operations



**Shawn Brewer**  
Operations



**Matt Dowdy**  
Media Relations



**Sean Fields**  
Athletic Training



**Kristin Goss**  
Media Relations



**Patrick Graham**  
Ticket Operations



**Phillip Haney**  
Operations



**Brandon Hawk**  
Athletic Training



**James Kruk**  
Athletic Training



**Steve Maines**  
Operations



**Ken Moore**  
Operations



**Wes Skipwith**  
Media Relations




**Tim Walker**  
Operations

OFFICIAL SPONSOR OF  
**CROOKED NUMBERS**  
ON THE SCOREBOARD.



*BST4 Stiff Flex*

*BST3 Regular Flex*



**2008**  
**OPPONENTS**

TEXAS TECH **2008** BASEBALL

# 2008 OPPONENTS



## N. ILLINOIS HUSKIES MID-AMERICAN | Dekalb, Ill.

1525 W. Lincoln Hwy. • DeKalb, IL 60115  
(815) 753-3706 • (815) 753-9540 (fax)

### Dan Law Field

Feb. 22-24 ..... Lubbock, Texas

### University Information

Location ..... DeKalb, Ill.  
Enrollment ..... 25,208  
Founded ..... 1895  
President ..... John G. Peters  
Athletics Director ..... Jim Phillips  
Colors ..... Cardinal and Black  
Conference ..... Mid-American  
Stadium (Capacity) ..... Ralph McKinzie Field (2,000)

### Team Information

Head Coach ..... Ed Mathey  
Record at NIU ..... 139-143-1 (5 Seasons)  
Career Record ..... 344-314-3 (14 Seasons)  
2007 Record ..... 34-24  
2007 Postseason ..... None  
Conference Finish ..... 3rd/West  
Letterwinners Returning/Lost ..... 16/8  
Starters Returning/Lost ..... 7/2

### Media Relations

Contact ..... David Brauer  
Office ..... (815) 753-3706  
Fax ..... (815) 753-9540  
Cell ..... (815) 375-0195  
Email ..... dbrauer@niu.edu  
Website ..... www.niuhuskies.com  
Baseball Office Phone ..... (815) 753-2225  
Press Box Phone ..... (815) 753-8094



## NEW MEXICO LOBOS MOUNTAIN WEST | Albuquerque, N.M.

1414 University Blvd. SE • Albuquerque, NM 87131-0041  
(505) 925-5851 • (505) 925-5829 (fax)

### Dan Law Field/Isotopes Field

Feb. 26 ..... Lubbock, Texas  
March 11 ..... Albuquerque, NM

### University Information

Location ..... Albuquerque, NM  
Enrollment ..... 25,767  
Founded ..... 1899  
President ..... Dr. David Schmidly  
Athletics Director ..... Paul Krebs  
Colors ..... Cherry and Silver  
Conference ..... Mountain West  
Stadium (Capacity) ..... Isotopes Park (11,124)

### Team Information

Head Coach ..... Ray Birmingham  
Record at UNM ..... 0-0 (1st Season)  
Career Record ..... 53-73 (2 Seasons)  
2007 Record ..... 28-30  
2007 Postseason ..... None  
Conference Finish ..... 5th  
Letterwinners Returning/Lost ..... 19/15  
Starters Returning/Lost ..... 7/2

### Media Relations

Contact ..... Judy Willson  
Office ..... (505) 925-5851  
Fax ..... (505) 925-5829  
Cell ..... (505) 688-2364  
Email ..... jwillson@unm.edu  
Website ..... www.golobos.com  
Baseball Office Phone ..... (505) 925-5720  
Press Box Phone ..... (505) 222-4093



## HOUSTON COUGARS CONFERENCE USA | Houston, Texas

3100 Cullen Blvd. • Houston, TX 77004  
(713) 743-9410 • (713) 743-9411 (fax)

### Minute Maid Park

Feb. 29 ..... Houston, Texas

### University Information

Location ..... Houston, Texas  
Enrollment ..... 35,400  
Founded ..... 1927  
Interim President/Chancellor ..... Dr. John M. Rudley  
Athletics Director ..... Dave Maggard  
Colors ..... Scarlet and White with Navy Trim  
Conference ..... Conference USA  
Stadium (Capacity) ..... Cougar Field (3,500)

### Team Information

Head Coach ..... Rayner Noble  
Record at UH ..... 457-333 (13 Seasons)  
Career Record ..... Same  
2007 Record ..... 28-28  
2007 Postseason ..... None  
Conference Finish ..... T-4th  
Letterwinners Returning/Lost ..... 16/6  
Starters Returning/Lost ..... 6/3

### Media Relations

Contact ..... Jeff Conrad  
Office ..... (713) 743-9410  
Fax ..... (713) 743-9411  
Cell ..... (713) 557-3841  
Email ..... jaconrad@mail.uh.edu  
Website ..... www.uhcougars.com  
Baseball Office Phone ..... (713) 743-9396  
Press Box Phone ..... (713) 743-0840



## TENNESSEE VOLS SOUTHEASTERN | Knoxville, Tenn.

1720 Volunteer Blvd. • Knoxville, TN 37996  
(865) 974-4947 • (865) 974-1269 (fax)

### Minute Maid Park

March 1 ..... Houston, Texas

### University Information

Location ..... Knoxville, Tenn.  
Enrollment ..... 27,308  
Founded ..... 1794  
President ..... Dr. John D. Peterson  
Athletics Director ..... Mike Hamilton  
Colors ..... Orange and White  
Conference ..... Southeastern  
Stadium (Capacity) ..... Lindsey Nelson Stadium

### Team Information

Head Coach ..... Todd Raleigh  
Record at UT ..... 0-0 (1st Season)  
Career Record ..... 257-209 (8 Seasons)  
2007 Record ..... 34-25  
2007 Postseason ..... None  
Conference Finish ..... 4th/East  
Letterwinners Returning/Lost ..... 12/6  
Starters Returning/Lost ..... 5/3

### Media Relations

Contact ..... Tom Satkowiak  
Office ..... (865) 974-4947  
Fax ..... (865) 974-1269  
Cell ..... (865) 696-2897  
Email ..... tsatkow@tennessee.edu  
Website ..... www.UTsports.com  
Baseball Office Phone ..... (865) 974-2057  
Press Box Phone ..... (865) 974-3376

# 2008 OPPONENTS



## RICE OWLS CONFERENCE USA | Houston, Texas

6100 Main St., MS 548 • Houston, TX 77005  
(713) 348-5636 • (713) 348-6019 (fax)

### Minute Maid Park

March 2 ..... Houston, Texas

### University Information

Location ..... Houston, Texas  
Enrollment ..... 4,971  
Founded ..... 1891  
President ..... David W. Leebron  
Athletics Director ..... Chris Del Conte  
Colors ..... Blue and Gray  
Conference ..... Conference USA  
Stadium (Capacity) ..... Reckling Park (5,700)

### Team Information

Head Coach ..... Wayne Graham  
Record at Rice ..... 740-284 (16 seasons)  
Career Record ..... 1,315-397 (27 seasons)  
2007 Record ..... 56-14  
2007 Postseason ..... College World Series  
Conference Finish ..... 1st  
Letterwinners Returning/Lost ..... 18/10  
Starters Returning/Lost ..... 5/4

### Media Relations

Contact ..... John Sullivan  
Office ..... (713) 348-5636  
Fax ..... (713) 348-6019  
Cell ..... (832) 250-9000  
Email ..... jsully@rice.edu  
Website ..... www.riceowls.com  
Baseball Office Phone ..... (713) 348-8859  
Press Box Phone ..... (713) 348-4931



## C. ARKANSAS BEARS SOUTHLAND | Conway, Ark.

201 Donaghey Ave. • Conway, AR 72035  
(501) 450-5743 • (501) 450-5740 (fax)

### Dan Law Field

March 4-5 ..... Lubbock, Texas

### University Information

Location ..... Conway, Ark.  
Enrollment ..... 12,611  
Founded ..... 1908  
President ..... Lu Hardin  
Athletics Director ..... Dr. Brad Teague  
Colors ..... Purple and Gray  
Conference ..... Southland  
Stadium (Capacity) ..... UCA Field (400)

### Team Information

Head Coach ..... Doug Clark  
Record at UCA ..... 141-121 (5 seasons)  
Career Record ..... Same  
2007 Record ..... 21-32  
2007 Postseason ..... None  
Conference Finish ..... 5th  
Letterwinners Returning/Lost ..... 21/5  
Starters Returning/Lost ..... 6/3

### Media Relations

Contact ..... Steve East  
Office ..... (501) 450-5743  
Fax ..... (501) 450-5740  
Cell ..... n/a  
Email ..... seast@uca.edu  
Website ..... www.ucasports.com  
Baseball Office Phone ..... (501) 450-3417  
Press Box Phone ..... n/a



## ILLINOIS FIGHTING ILLINI BIG TEN | Urbana-Champaign, Ill.

1700 S. 4th St. • Champaign, IL 61820  
(217) 244-5045 • (217) 333-5540 (fax)

### Dan Law Field

March 7-9 ..... Lubbock, Texas

### University Information

Location ..... Champaign, Ill.  
Enrollment ..... 41,398  
Founded ..... 1867  
President ..... B. Joseph White  
Athletics Director ..... Ron Guenther  
Colors ..... Orange and Blue  
Conference ..... Big Ten  
Stadium (Capacity) ..... Illinois Field (1,500)

### Team Information

Head Coach ..... Dan Hartleb  
Record at Illinois ..... 60-56 (2 seasons)  
Career Record ..... Same  
2007 Record ..... 31-27  
2007 Postseason ..... None  
Conference Finish ..... 5th  
Letterwinners Returning/Lost ..... 13/9  
Starters Returning/Lost ..... 5/4

### Media Relations

Contact ..... Ben Taylor  
Office ..... (217) 244-5045  
Fax ..... (217) 333-5540  
Cell ..... (217) 714-3555  
Email ..... bktaylor@ad.uiuc.edu  
Website ..... www.fightingillini.com  
Baseball Office Phone ..... (217) 333-8605  
Press Box Phone ..... (217) 333-1227



## TAMU-CC ISLANDERS SOUTHLAND | Corpus Christi, Texas

6300 Ocean Drive, Unit 5719 • Corpus Christi, TX 78412  
(361) 825-3411 • (361) 825-3218 (fax)

### Whataburger Field/Dan Law Field

March 18 ..... Corpus Christi, Texas  
April 1-2 ..... Lubbock, Texas

### University Information

Location ..... Corpus Christi, Texas  
Enrollment ..... 8,600  
Founded ..... 1947  
President ..... Dr. Flavius Killebrew  
Athletics Director ..... Brian Teter  
Colors ..... Blue and Green  
Conference ..... Southland  
Stadium (Capacity) ..... Whataburger Field

### Team Information

Head Coach ..... Scott Malone  
Record at TAMU-CC ..... 0-0 (1st Season)  
Career Record ..... Same  
2007 Record ..... 27-29  
2007 Postseason ..... None  
Conference Finish ..... 8th  
Letterwinners Returning/Lost ..... 16/14  
Starters Returning/Lost ..... 6/3

### Media Relations

Contact ..... Aaron Ames  
Office ..... (361) 825-3411  
Fax ..... (361) 825-3218  
Cell ..... (361) 533-4560  
Email ..... aaron.ames@tamucc.edu  
Website ..... www.goislanders.com  
Baseball Office Phone ..... (361) 825-3413  
Press Box Phone ..... (361) 533-4560

# 2008 OPPONENTS



## RIVERSIDE HIGHLANDERS

**BIG WEST** | Riverside, Calif.

900 University Ave. • Riverside, CA 92521  
(951) 827-4571 • (951) 827-5889 (fax)

### Dan Law Field

March 24-25 ..... Lubbock, Texas

### University Information

Location ..... Riverside, Calif.  
Enrollment ..... 17,000  
Founded ..... 1954  
Inerim Chancellor ..... Robert Grey  
Athletics Director ..... Stan Morrison  
Colors ..... Blue and Gold  
Conference ..... Big West  
Stadium (Capacity) ..... Riverside Sports Complex (2,500)

### Team Information

Head Coach ..... Doug Smith  
Record at UCR ..... 95-73 (3 Seasons)  
Career Record ..... Same  
2007 Record ..... 38-21  
2007 Postseason ..... NCAA Regionals  
Conference Finish ..... 1st  
Letterwinners Returning/Lost ..... 10/15  
Starters Returning/Lost ..... 6/3

### Media Relations

Contact ..... Robert Alworth  
Office ..... (951) 827-4571  
Fax ..... (951) 827-5889  
Cell ..... n/a  
Email ..... robert.alworth@ucr.edu  
Website ..... www.athletics.ucr.edu  
Baseball Office Phone ..... (951) 827-5441  
Press Box Phone ..... (951) 827-6415



## UNLV REBELS

**MOUNTAIN WEST** | Las Vegas, Nev.

4505 Maryland Pkwy. • Las Vegas, NV 89154  
(702) 895-3764 • (702) 895-0989 (fax)

### Earl E. Wilson Stadium

April 15-16 ..... Las Vegas, Nev.

### University Information

Location ..... Las Vegas, Nev.  
Enrollment ..... 28,000  
Founded ..... 1957  
President ..... Dr. David B. Ashley  
Athletics Director ..... Mike Hamrick  
Colors ..... Scarlet and Gray  
Conference ..... Mountain West  
Stadium (Capacity) ..... Earl E. Wilson Baseball Stadium (3,000)

### Team Information

Head Coach ..... Buddy Gouldsmith  
Record at UNLV ..... 125-119 (4 Seasons)  
Career Record ..... Same  
2007 Record ..... 24-36  
2007 Postseason ..... None  
Conference Finish ..... 6th  
Letterwinners Returning/Lost ..... 18/14  
Starters Returning/Lost ..... 5/5

### Media Relations

Contact ..... Bryan Haines  
Office ..... (702) 895-3764  
Fax ..... (702) 895-0989  
Cell ..... n/a  
Email ..... bryan.haines@unlv.edu  
Website ..... www.unlvrebels.com  
Baseball Office Phone ..... n/a  
Press Box Phone ..... (702) 895-1595



## NEW MEXICO ST. AGGIES

**WAC** | Las Cruces, N.M.

MSC 3145 Box 30001 • Las Cruces, NM 88003  
(505) 646-3269 • (505) 646-2425 (fax)

### Dan Law Field/NMMI Field

April 22 ..... Lubbock, Texas  
April 23 ..... Roswell, N.M.

### University Information

Location ..... Las Cruces, N.M.  
Enrollment ..... 16,428  
Founded ..... 1968  
President ..... Dr. Michael Martin  
Athletics Director ..... Dr. McKinley Boston  
Colors ..... Crimson and White  
Conference ..... Western Athletic  
Stadium (Capacity) ..... Presley Askew Field

### Team Information

Head Coach ..... Rocky Ward  
Record at NMST ..... 226-278-1 (9 Seasons)  
Career Record ..... Same  
2007 Record ..... 22-34  
2007 Postseason ..... None  
Conference Finish ..... 7th  
Letterwinners Returning/Lost ..... 20/16  
Starters Returning/Lost ..... 5/4

### Media Relations

Contact ..... Eddie Morelos  
Office ..... (575) 646-3269  
Fax ..... (575) 646-2425  
Cell ..... (575) 642-5746  
Email ..... emorelos@nmsu.edu  
Website ..... www.nmstatesports.com  
Baseball Office Phone ..... n/a  
Press Box Phone ..... (505) 646-5700



## DALLAS BAPTIST PATRIOTS

**INDEPENDENT** | Dallas, Texas

3000 Mt. Creek Pkwy • Dallas, TX 75211  
(214) 333-5349 • (214) 333-5306 (fax)

### Patriot Field/Dan Law Field

May 7 ..... Dallas, Texas  
May 13-14 ..... Lubbock, Texas

### University Information

Location ..... Dallas, Texas  
Enrollment ..... 5,244  
Founded ..... 1898  
President ..... Dr. Gary Cook  
Athletics Director ..... Ryan Erwin  
Colors ..... Red, White, and Navy Blue  
Conference ..... Independent  
Stadium ..... Patriot Field

### Team Information

Head Coach ..... Dan Heefner  
Record at Dallas Baptist ..... 0-0 (1st season)  
Career Record ..... Same  
2007 Record ..... 30-26  
2007 Postseason ..... None  
Conference Finish ..... None  
Letterwinners Returning/Lost ..... n/a  
Starters Returning/Lost ..... 6/3

### Media Relations

Contact ..... Larry Northcutt  
Office ..... (214) 333-5349  
Fax ..... (214) 333-5324  
Cell ..... (817) 914-4445  
Email ..... larryn@dbu.edu  
Website ..... www.dbu.edu/athletics  
Baseball Office Phone ..... (214) 333-5324  
Press Box Phone ..... (214) 333-5541



# 2008 OPPONENTS



## MINUTE MAID CLASSIC MINUTE MAID PARK | Houston, Texas

501 Crawford St. • Houston, TX 77002  
(713) 259-8000 • (713) 259-8981 (fax) • astros.com

### Minute Maid Park

Feb. 29-March 2..... Houston, Texas

### Tournament Information

Location..... Houston, Texas  
Stadium (Capacity)..... Minute Maid Park (40,950)  
Tournament Began..... 2001  
Ticket Information..... 1-800-ASTROS2  
Teams..... Texas Tech, Oklahoma, Texas  
..... Rice (C-USA), Houston (C-USA), Tennessee (SEC)

### Tournament Schedule

#### Friday, Feb. 29

Noon..... Oklahoma vs. Rice  
3:30 p.m. .... Texas Tech vs. Houston  
7 p.m. .... Texas vs. Tennessee

#### Saturday, March 1

Noon..... Oklahoma vs. Houston  
3:30 p.m. .... Texas Tech vs. Tennessee  
7 p.m. .... Texas vs. Rice

#### Sunday, March 2

11 a.m. .... Oklahoma vs. Tennessee  
2:30 p.m. .... Texas Tech vs. Rice  
6 p.m. .... Texas vs. Houston

### Astros Media Relations

Contact..... Jimmy Stanton  
Office..... (713) 259-8985  
Cell..... (713) 410-0161  
Email..... jstanton@astros.com  
Press Box Phone..... (713) 259-8574

### Texas Tech In The Minute Maid College Classic

2001  
Feb. 2..... TCU, (W) 5-4  
Feb. 3..... Rice, (L) 13-6  
Feb. 4..... Houston, (L) 11-5

2002  
Feb. 7..... TCU, (W) 2-1  
Feb. 8..... Louisiana-Lafayette, (L) 4-3  
Feb. 9..... Rice, (L) 17-4

2004  
Feb. 13..... Rice, (L) 9-6  
Feb. 14..... Houston, (W), 12-7 (11 innings)  
Feb. 15..... Ohio State, (W), 9-4

2006  
Feb. 10..... Rice (L), 5-1  
Feb. 11..... Tulane (L), 6-4  
Feb. 12..... Houston (L), 5-1

### By The Numbers

Texas Tech's All-Time Record..... 4-8  
Longest Win Streak..... Two Games  
Longest Losing Streak..... Three Games (Current)  
Largest Attendance Tech Game..... 21,724  
..... vs. Houston, Feb. 14, 2004

### Texas Tech In Houston

Team Hotel..... Westin Galleria  
Team Travel..... Southwest Airlines



## BIG 12 CHAMPIONSHIP BRICKTOWN BALLPARK | Oklahoma City

### Bricktown Ballpark

May 21-25, 2008..... Oklahoma City, Okla.

### Tournament Information

Location..... Oklahoma City, Okla.  
Stadium..... Bricktown Ballpark (Home of Triple-A RedHawks)  
Stadium Capacity..... 13,066  
Tournament Began..... 1997  
Ticket Information..... (405) 218-1000

### Tournament Schedule

#### Wed., May 21

Game 1: 10 a.m. - Teams TBD  
Game 2: 1 p.m. - Teams TBD  
Game 3: 5 p.m. - Teams TBD  
Game 4: 8 p.m. - Teams TBD

#### Thurs., May 22

Game 5: 4:30 p.m. - Teams TBD  
Game 6: 7:30 p.m. - Teams TBD

#### Fri., May 23

Game 7: 4:30 p.m. - Teams TBD  
Game 8: 7:30 p.m. - Teams TBD

#### Sat., May 24

Game 9: 10 a.m. - Teams TBD  
Game 10: 1 p.m. - Teams TBD  
Game 11: 5 p.m. - Teams TBD  
Game 12: 8 p.m. - Teams TBD

#### Sun., May 25

Division 1 Champ vs. Division 2 Champ, 1 p.m., (FSN)

The Big 12 Conference announced the implementation of a two-division, pool play format for its Phillips 66 Big 12 Conference Baseball Championship on Nov. 22, 2005. Previously, the Championship was conducted as a double-elimination tournament. Under the new format, as approved by the conference's head coaches, each of the eight teams competing is guaranteed a minimum of three games.

Results from the league's 27-game round-robin conference schedule will determine the eight seeds for the Championship. Seeds 2, 3, 6 and 7 will compete in pool play on one side of the bracket, while seeds 1, 4, 5 and 8 play in the other. The two teams with the best record within their bracket will advance to the Championship game, with the winner earning the Big 12's automatic berth into the NCAA Championship. Head-to-head competition will break ties within each bracket. In the event of more than two teams being tied for the top spot within a bracket, the highest seeded team will advance to Sunday's winner-take-all Championship game.

"The change in format allows our teams to better prepare themselves for the NCAA post-season," said associate commissioner Dru Hancock. "It gives coaches greater flexibility in managing their pitching staffs and rewards the teams that have been most successful during the regular season."

"The new format assures us of quality night games when fans, Big 12 students and children in school have their best opportunity of attending the tournament," said Oklahoma All Sports Association Executive Director Tim Brassfield. "It is a very fair means of competition, and the teams and student-athletes will be able to experience both the ambience of the Oklahoma City area and additional games than in past Phillips 66 Big 12 championships."

This season's championship will be held in Oklahoma City for the 10th time. For ticket information contact The Oklahoma City All Sports Association at (405) 236-5000.

# 2008 OPPONENTS



## NCAA CHAMPIONSHIPS CAMPUS LOCATIONS/ ROSENBLATT STADIUM (CWS)

### Campus Locations/Rosenblatt Stadium (CWS)

May 30-June 2 ..... NCAA Regionals (Campus Locations)  
June 6-9 ..... NCAA Super Regionals (Campus Locations)  
June 13-23 ..... College World Series (Omaha, Neb.)

### Tournament Information

Regionals & Super Regionals ..... Campus Locations  
College World Series Location ..... Omaha, Neb.  
NCAA Selection Show ..... May 26, 2008 (ESPN)  
Automatic Tournament Bids ..... 29  
At-Large Tournament Bids ..... 35

### Media Relations

CWS Media Coordinator ..... Jim Wright  
Office ..... (317) 917-6222  
Website ..... www.ncaasports.com  
Email ..... jimwright@naaa.org

### NCAA REGIONALS

The National Collegiate Athletic Association expanded its NCAA National field to 64 teams prior to the 1999 season. Nineteen conference champions qualify automatically and 10 conferences will compete in play-in competitions to fill the remaining five conference berths; the balance of the field is selected at-large by the Division I Baseball Committee.

Four teams each will be assigned to each of the 16 regional sites to play for a berth in the 16-team Super Regionals. The winners of the eight Super Regionals (best two of three) will qualify for the College World Series in Omaha, Neb. All 16 regional tournaments will be double elimination.

Sixteen schools will host regionals according to RPI rankings. Regionals and hosting institutions will be announced on May 26 live on ESPN.

### NCAA AT-LARGE SELECTIONS

The NCAA Baseball Committee will follow Bylaw 31.3.3 in selecting the 35 at-large participants. Twenty-nine teams will receive automatic bids. In addition, the Division I committee also utilizes the Ratings Performance Index (RPI), a computer program that provides the committee with (1) the institution's Division I winning percentage, (2) opponent's success and (3) opponents' strength of schedule. The RPI is an additional tool used in the evaluation of at-large teams. Further, in its evaluation of potential participants, the committee first shall consider won-lost record against Division I opponents.


Regular season conference standings and or conference postseason competition shall be determined by the committee when selecting at-large teams. The Division I committee shall have the full authority to select the number of at-large teams to compete in the respective regional tournaments.

### COLLEGE WORLD SERIES

The eight winners from each Super Regional will advance to the 62nd Annual College World Series in Omaha, Neb. at Johnny Rosenblatt Stadium. Those eight teams will play in the CWS on a double-elimination basis. The series begins on June 13 and runs through the 23rd.



## MEDIA RELATIONS CONTACTS

-  **Northern Illinois**  
Contact ..... David Brauer  
Office ..... (815) 753-3706  
Email ..... dbrauer@niu.edu
-  **New Mexico**  
Contact ..... Judy Willson  
Office ..... (505) 925-5851  
Email ..... jwillson@unm.edu
-  **Houston**  
Contact ..... Jeff Conrad  
Office ..... (713) 743-9410  
Email ..... jaconrad@mail.uh.edu
-  **Tennessee**  
Contact ..... Tom Satkowiak  
Office ..... (865) 974-4947  
Email ..... tsatkowi@tennessee.edu
-  **Rice**  
Contact ..... John Sullivan  
Office ..... (713) 348-5636  
Email ..... jsully@rice.edu
-  **Central Arkansas**  
Contact ..... Steve East  
Office ..... (501) 450-5743  
Email ..... seast@uca.edu
-  **Illinois**  
Contact ..... Ben Taylor  
Office ..... (217) 244-5045  
Email ..... bktaylor@ad.uiuc.edu
-  **Texas A&M**  
Contact ..... Matt Simon  
Office ..... (979) 845-3239  
Email ..... matts@athletics.tamu.edu
-  **Texas**  
Contact ..... Thomas Dick  
Office ..... (512) 471-6039  
Email ..... thomas.dick@athletics.utexas.edu
-  **Missouri**  
Contact ..... Josh Murray  
Office ..... (573) 882-0711  
Email ..... murrayjos@missouri.edu
-  **Texas A&M - Corpus Christi**  
Contact ..... Aaron Ames  
Office ..... (361) 825-3410  
Email ..... aaron.ames@tamucc.edu
-  **Nebraska**  
Contact ..... Shamus McKnight  
Office ..... (402) 472-7772  
Email ..... smcknight@huskers.com
-  **Kansas**  
Contact ..... Mike Cummings  
Office ..... (785) 864-3575  
Email ..... mtc@ku.edu
-  **UNLV**  
Contact ..... Bryan Haines  
Office ..... (702) 895-3764  
Email ..... bryan.haines@unlv.edu
-  **Kansas State**  
Contact ..... Ryan Lackey  
Office ..... (785) 532-6735  
Email ..... rlackey@k-state.edu
-  **New Mexico State**  
Contact ..... Eddie Morelos  
Office ..... (505) 646-1805  
Email ..... emorelos@nmsu.edu
-  **Oklahoma**  
Contact ..... Craig Moran  
Office ..... (405) 325-8231  
Email ..... cmoran@ou.edu
-  **Dallas Baptist**  
Contact ..... Larry Northcutt  
Office ..... (214) 333-5349  
Email ..... larryn@dbu.edu
-  **Oklahoma State**  
Contact ..... Wade McWhorter  
Office ..... (405) 744-7853  
Email ..... wade.mcwhorter@okstate.edu
-  **Baylor**  
Contact ..... Larry Little  
Office ..... (254) 710-4389  
Email ..... larry\_little@baylor.edu
-  **Big 12 Conference**  
Contact ..... Carmen Branch  
Office ..... (469) 524-1009  
Email ..... carmen@big12sports.com

# 2008 OPPONENTS



## TEXAS A&M AGGIES

**Rob Childress**  
Head Coach  
Third Season  
at Texas A&M



### AGAINST A&M IN 2007

4/5 Texas A&M L, 4-7  
4/6 Texas A&M W, 8-3

### SERIES BY DECADE

1920's..... TA, 0-2  
1950's..... 1-1  
1960's..... TA, 3-6  
1970's..... TA, 9-17  
1980's..... TA, 5-26  
1990's..... TT, 21-20  
2000's..... Tied, 12-12

### SERIES RESULTS

In Lubbock..... TT, 34-31  
In College Station..... TA, 14-51  
Neutral Sites..... TT, 3-2

### TOP RETURNING PLAYERS



**Blake Stouffer**



**Luke Anders**

## TEXAS A&M AGGIES

### BIG 12 CONFERENCE

College Station, Texas

P.O. Box 30017 • College Station, TX 77842  
(979) 845-3239 • (979) 845-0564 (fax)

### C.E. "Pat" Olsen Field

March 14-16..... College Station, Texas

### University Information

Location..... College Station, Texas  
Enrollment..... 46,612  
Founded..... 1872  
Interim President..... Dr. Eddie J. Davis  
Athletics Director..... Bill Byrne  
Colors..... Maroon and White  
Conference..... Big 12  
Stadium..... C.E. "Pat" Olsen Field (7,053)

### Team Information

Head Coach..... Rob Childress  
Record at Texas A&M..... 73-49-1 (3 Seasons)  
Career Record..... Same  
2007 Record..... 48-19  
2007 Postseason..... NCAA Super Regionals  
Conference Finish..... 5th  
Letterwinners Returning..... 18  
Letterwinners Lost..... 12  
Starters Returning..... 6  
Starters Lost..... 3

### Media Relations

Contact..... Matt Simon  
Office..... (979) 845-3239  
Fax..... (979) 845-0564  
Cell..... (979) 255-0469  
Email..... matts@athletics.tamu.edu  
Website..... www.aggieathletics.com  
Baseball Office Phone..... (979) 845-4810  
Press Box Phone..... (979) 458-3604  
Mailing Address..... P.O. Box 30017  
..... College Station, TX 77842-3017  
Shipping..... Room 222 Koldus Bldg.  
..... College Station, TX 77842-3017

### Top Returning Starters

Name	Pos.	Ht.	Wt.	B/T
Blake Stouffer	OF	6-1	185	S/R
Luke Anders	INF	6-6	220	L/L
Ben Feltner	OF	5-11	180	S/R

### Top Returning Pitchers

Name	Pos.	Ht.	Wt.	B/T
Scott Migl	RHP	6-4	185	R/R
Kyle Thebeau	RHP	6-0	195	R/R
Travis Starling	RHP	5-10	175	R/R

### 2008 SCHEDULE

Date	Opponent	Time
2/22	Northern Colorado	6:30 p.m.
2/23	N. Colorado (DH)	1 p.m.
2/24	Northern Colorado	1 p.m.
2/26	McNeese State	6:30 p.m.
2/27	McNeese State	3 p.m.
2/29	Ohio State ^	6:30 p.m.
3/1	Arkansas ^	6:30 p.m.
3/2	Louisiana Tech ^	3 p.m.
3/4	Nicholls State	6:30 p.m.
3/5	Nicholls State	3 p.m.
3/7	Rutgers	6:30 p.m.
3/8	Rutgers	6:30 p.m.
3/9	Rutgers	Noon
3/11	Centenary	6:30 p.m.
3/12	Centenary	3 p.m.
3/14	<b>*Texas Tech</b>	<b>6:30 p.m.</b>
3/15	<b>*Texas Tech</b>	<b>2 p.m.</b>
3/16	<b>*Texas Tech</b>	<b>1 p.m.</b>
3/18	Texas-Arlington	6:30 p.m.
3/21	at *Oklahoma State	6:30 p.m.
3/22	at *Oklahoma State	2 p.m.
3/23	at *Oklahoma State	1 p.m.
3/25vs.	Texas-San Antonio	6 p.m.
3/28	at *Kansas	7 p.m.
3/29	at *Kansas	6 p.m.
3/30	at *Kansas	1 p.m.
4/1	Stephen F. Austin	6 p.m.
4/2	Stephen F. Austin	3 p.m.
4/4	*Kansas State	6:30 p.m.
4/5	*Kansas State	2 p.m.
4/6	*Kansas State	1 p.m.
4/8	at Houston	6:30 p.m.
4/11	*Oklahoma	6:30 p.m.
4/12	*Oklahoma	6:30 p.m.
4/13	*Oklahoma	1 p.m.
4/15	Rice	6:30 p.m.
4/18	*Baylor	6:30 p.m.
4/19	at *Baylor	6:30 p.m.
4/20	at *Baylor	2:00 p.m.
4/22	Texas State	6:30 p.m.
4/25	*Missouri	6:30 p.m.
4/26	*Missouri	6:30 p.m.
4/27	*Missouri	1:00 p.m.
4/29	at TCU	7:00 p.m.
5/1*	Dallas Baptist	6:30 p.m.
5/2	Dallas Baptist	6:30 p.m.
5/3	Dallas Baptist	2:00 p.m.
5/6	at Sam Houston State	6:30 p.m.
5/9	at *Nebraska	6:35 p.m.
5/10	at *Nebraska	2:05 p.m.
5/11	at *Nebraska	1:05 p.m.
5/13	at Texas-Arlington	6:30 p.m.
5/16	at *Texas	6:05 p.m.
5/17	*Texas	6:30 p.m.
5/18	*Texas	1:00 p.m.

^ Aggie Baseball Classic

### May 21-25

Big 12 Championships  
Oklahoma City, Okla.

### May 30-June 2

NCAA Regionals  
Campus Locations

### June 6-9

NCAA Super Regionals  
Campus Locations

### June 13-23

College World Series  
Rosenblatt Stadium, Omaha, Neb.




Olsen Field

# 2008 OPPONENTS



## TEXAS LONGHORNS

**Augie Garrido**  
Head Coach  
12th Season  
at Texas



### AGAINST TEXAS IN 2007

4/13 at #6 Texas L, 2-7  
4/14 at #6 Texas L, 1-10  
4/15 at #6 Texas L, 2-4

### SERIES BY DECADE

1960's..... UT, 1-5  
1970's..... UT, 5-23  
1980's..... UT, 2-27  
1990's..... UT, 15-24  
2000's..... UT, 9-15

### SERIES RESULTS

In Lubbock..... UT, 17-41  
In Austin..... UT, 12-48  
Neutral Sites..... UT, 3-5

### TOP RETURNING PLAYERS



Kyle  
Russell



Austin  
Wood

## TEXAS LONGHORNS

**BIG 12 CONFERENCE** | Austin, Texas

P.O. Box 7399 • Austin, TX 78713-7399  
(512) 471-6039 • (512) 471-6040 (fax)

### Dan Law Field

March 20-22..... Lubbock, Texas

### University Information

Location..... Austin, Texas  
Enrollment..... 50,170  
Founded..... 1883  
President..... William C. Powers, Jr.  
Athletics Director..... DeLoss Dodds  
Colors..... Burnt Orange and White  
Conference..... Big 12  
Stadium..... UFCU Disch-Falk Field (6,649)

### Team Information

Head Coach..... Augie Garrido  
Record at Texas..... 478-231-1 (11 Seasons)  
Career Record..... 1,629-755-8 (39 Seasons)  
2007 Record..... 46-17  
2007 Postseason..... NCAA Regionals  
Conference Finish..... 1st  
Letterwinners Returning..... 18  
Letterwinners Lost..... 13  
Starters Returning..... 6  
Starters Lost..... 3

### Media Relations

Contact..... Thomas Dick  
Office..... (512) 471-6039  
Fax..... (512) 471-6040  
Cell..... (512) 748-9314  
Email..... thomas.dick@athletics.utexas.edu  
Website..... www.texasports  
Baseball Office Phone..... (512) 471-5732  
Press Box Phone..... TBA  
Mailing Address..... P.O. Box 7399  
Austin, TX 78713-7399  
Shipping..... 2101 San Jacinto  
Bellmont #327  
Austin, TX 78705

### Top Returning Starters

Name	Pos.	Ht.	Wt.	B/T
Jordan Danks	OF	6-5	205	L/R
Kyle Russell	OF	6-5	185	L/L
Travis Tucker	INF	5-10	185	R/R

### Top Returning Pitchers

Name	Pos.	Ht.	Wt.	B/T
Austin Wood	LHP	6-2	190	L/L
Pat McCrory	RHP	5-10	185	R/R
Keith Shinaberry	LHP	6-4	200	L/L

## 2008 SCHEDULE

Date	Opponent	Time
2/22	Va. Commonwealth	2:30 p.m.
2/23	Va. Commonwealth	2 p.m.
2/24	Va. Commonwealth	1 p.m.
2/26	UT Pan American	2:30 p.m.
2/27	UT Pan American	2:30 p.m.
2/29	vs. Tennessee ^	7 p.m.
3/1	vs. Rice ^	7 p.m.
3/2	vs. Houston ^	6 p.m.
3/4	A&M-Corpus Christi	2:30 p.m.
3/5	A&M-Corpus Christi	2:30 p.m.
3/7	Stanford	6:05 p.m.
3/8	Stanford	2 p.m.
3/9	Stanford	1 p.m.
3/10	Dallas Baptist	2:30 p.m.
3/11	at Rice	7 p.m.
3/14	*Kansas	6:05 p.m.
3/15	*Kansas	2 p.m.
3/16	*Kansas	1 p.m.
3/17	at UT San Antonio	6 p.m.
3/18	Texas State	6:05 p.m.
3/20	at *Texas Tech	6:05 p.m.
3/21	at *Texas Tech	2 p.m.
3/22	at *Texas Tech	1 p.m.
3/24	Oral Roberts	6:05 p.m.
3/28	*Nebraska	6:05 p.m.
3/29	*Nebraska	2 p.m.
3/30	*Nebraska	1 p.m.
4/1	Rice	6:05 p.m.
4/4	at *Oklahoma	6 p.m.
4/5	at *Oklahoma	2 p.m.
4/6	at *Oklahoma	1 p.m.
4/8	Texas State	6:05 p.m.
4/11	at *Missouri	6:30 p.m.
4/12	at *Missouri	2 p.m.
4/13	at *Missouri	1 p.m.
4/16	UT Arlington	6:05 p.m.
4/18	*Oklahoma State	6:05 p.m.
4/19	*Oklahoma State	2 p.m.
4/20	*Oklahoma State	1 p.m.
4/22	at Baylor	6:05 p.m.
4/23	UT San Antonio	6:05 p.m.
4/25	at *Kansas State	6:30 p.m.
4/26	at *Kansas State	2 p.m.
4/27	at *Kansas State	1 p.m.
4/29	Texas State	6:05 p.m.
5/2	at *Baylor	6:30 p.m.
5/3	*Baylor	6:05 p.m.
5/4	*Baylor	1 p.m.
5/16	*Texas A&M	6:05 p.m.
5/17	at *Texas A&M	6:30 p.m.
5/18	at *Texas A&M	1 p.m.

^ Houston College Classic

### 5/21-25

Big 12 Championships  
Oklahoma City, Okla.

### May 30-June 2

NCAA Regionals  
Campus Locations

### June 6-9

NCAA Super Regionals  
Campus Locations

### June 13-23

College World Series  
Rosenblatt Stadium, Omaha, Neb.



UFCU-Disch Falk Field

# 2008 OPPONENTS



## MISSOURI TIGERS

**Tim Jamieson**  
Head Coach  
14th Season  
at Missouri



### AGAINST MISSOURI IN 2007

4/27 at Missouri L, 4-10  
4/28 at Missouri L, 7-12  
4/29 at Missouri L, 5-6

### SERIES BY DECADE

1990's..... TT, 8-3  
2000's..... MU, 9-15

### SERIES RESULTS

In Lubbock..... TT, 10-5  
In Columbia..... MU, 7-10  
Neutral Sites..... 1-1

### TOP RETURNING PLAYERS



**Jacob Priday**



**Aaron Senne**

## MISSOURI TIGERS

**BIG 12 CONFERENCE** | Columbia, Mo.

P.O. Box 677 • Columbia, Mo. 65205  
(573) 882-0711 • (573) 882-4720 (fax)

### Dan Law Field

March 28-30 ..... Lubbock, Texas

### University Information

Location..... Columbia, Mo.  
Enrollment..... 28,253  
Founded..... 1839  
Chancellor..... Dr. Brady Deaton  
Athletics Director..... Michael Alden  
Colors..... Old Gold and Black  
Conference..... Big 12  
Stadium ..... Phi Delta Theta Stadium (2,200)

### Team Information

Head Coach..... Tim Jamieson  
Record at Missouri..... 441-308-2 (13 Seasons)  
Career Record..... Same  
2007 Record..... 42-18  
2007 Postseason..... NCAA Regionals  
Conference Finish..... 2nd  
Letterwinners Returning..... 16  
Letterwinners Lost..... 5  
Starters Returning..... 6  
Starters Lost..... 4

### Media Relations

Contact..... Josh Murray  
Office..... (573) 882-0711  
Fax..... (573) 882-4720  
Cell..... (573) 268-8606  
Email..... murrayjos@missouri.edu  
Website..... www.mutigers.com  
Baseball Office Phone..... (573) 882-0721  
Press Box Phone..... (573) 882-2112  
Mailing Address..... P.O. Box 677  
..... Columbia, MO 65205  
Shipping..... 260 Hearnes Center  
..... 600 Stadium Blvd. Columbia, MO 65211

### Top Returning Starters

Name	Pos.	Ht.	Wt.	B/T
Jacob Priday	OF	6-1	220	R/R
Trevor Coleman	C	6-1	220	S/R
Aaron Senne	OF	6-2	196	L/L

### Top Returning Pitchers

Name	Pos.	Ht.	Wt.	B/T
Aaron Crow	RHP	6-2	205	R/R
Rick Zagone	LHP	6-2	215	L/L
Kyle Gibson	RHP	6-5	185	R/R

### 2008 SCHEDULE

Date	Opponent	Time
2/22	vs. Connecticut ^	Noon
2/23	vs. Michigan State ^	Noon
2/24	at Station ^	3 p.m.
2/25	at Central Florida	2 p.m.
2/29	vs. California#	3 p.m.
2/29	at San Diego State#	8 p.m.
3/1	at San Diego#	3 p.m.
3/2	vs. Cal-Poly#	2 p.m.
3/4	Western Illinois	6:30 p.m.
3/5	Western Illinois	4 p.m.
3/7	Indiana State	6:30 p.m.
3/8	Indiana State (DH)	2 p.m.
3/9	Indiana State	1 p.m.
3/14	Toledo	6:30 p.m.
3/15	Toledo	2 p.m.
3/16	Toledo	1 p.m.
3/18	South Dakota State	6:30 p.m.
3/19	South Dakota State	4 p.m.
3/21	*Baylor	6:30 p.m.
3/22	*Baylor	2 p.m.
3/23	*Baylor	1 p.m.
3/25	at Minnesota	6:30 p.m.
3/26	at Minnesota	1:30 p.m.
3/28	at *Texas Tech	6 p.m.
3/29	at *Texas Tech	2 p.m.
3/30	at *Texas Tech	1 p.m.
4/2	Lincoln	6:30 p.m.
4/4	*Oklahoma State	6:30 p.m.
4/5	*Oklahoma State	2 p.m.
4/6	*Oklahoma State	1 p.m.
4/9	at Missouri State	7 p.m.
4/11	*Texas	6:30 p.m.
4/12	*Texas	2 p.m.
4/13	*Texas	1 p.m.
4/16	William Woods	6:30 p.m.
4/18	*Oklahoma	6 p.m.
4/19	at *Oklahoma	2 p.m.
4/20	at *Oklahoma	1 p.m.
4/22	vs. Eastern Illinois	6:30 p.m.
4/23	vs. Southern Illinois	6:30 p.m.
4/25	at *Texas A&M	6:30 p.m.
4/26	at *Texas A&M	2 p.m.
4/27	at *Texas A&M	1 p.m.
4/29	vs. Kansas	7 p.m.
5/2	*Kansas State	6:30 p.m.
5/3	*Kansas State	2 p.m.
5/4	*Kansas State	1 p.m.
5/6	Creighton	4 p.m.
5/7	Missouri State	6:30 p.m.
5/9	at *Kansas	6 p.m.
5/10	at *Kansas	6 p.m.
5/11	at *Kansas	1 p.m.
5/16	*Nebraska	6:30 p.m.
5/17	*Nebraska	2 p.m.
5/18	*Nebraska	1 p.m.

^ Stetson University Tournament  
# Univ. of San Diego Tournament

### May 21-25

Big 12 Championships  
Oklahoma City, Okla.

### May 30-June 2

NCAA Regionals  
Campus Locations

### June 6-9

NCAA Super Regionals  
Campus Locations

### June 13-23

College World Series  
Rosenblatt Stadium, Omaha, Neb.



Ralph & Debbie Taylor/Phi Delta Theta Stadium at Simmons Field

# 2008 OPPONENTS



## NEBRASKA CORNHUSKERS

**Mike Anderson**  
Head Coach  
Sixth Season  
at Nebraska



### AGAINST NEBRASKA IN 2007

3/15 #16 Nebraska W, 7-6  
3/16 #16 Nebraska L, 1-13  
3/17 #16 Nebraska W, 9-8

### SERIES BY DECADE

1990's..... TT, 8-4  
2000's..... NU, 9-19

### SERIES RESULTS

In Lubbock..... TT, 11-10  
In Lincoln..... NU, 5-11  
Neutral Sites..... NU, 1-2

### TOP RETURNING PLAYERS



**Johnny Dorn**



**Jake Opitz**

## NEBRASKA CORNHUSKERS

**BIG 12 CONFERENCE** | Lincoln, Neb.

10th Street and Stadium Drive • Lincoln, NE 68588  
(402) 472-7772 • (402) 472-2005 (fax)

### Hawks Field at Haymarket Park

April 4-6.....Lincoln, Neb.

### University Information

Location.....Lincoln, Neb.  
Enrollment.....22,000  
Founded.....1869  
Chancellor.....Harvey Perlman, J.D.  
Interim Athletics Director.....Tom Osborne  
Colors.....Scarlet and Cream  
Conference.....Big 12  
Stadium.....Hawks Field at Haymarket Park (8,486)

### Team Information

Head Coach.....Mike Anderson  
Record at Nebraska.....214-100 (5 Seasons)  
Career Record.....Same  
2007 Record.....32-27  
2007 Postseason.....NCAA Regionals  
Conference Finish.....4th  
Letterwinners Returning.....14  
Letterwinners Lost.....14  
Starters Returning.....7  
Starters Lost.....2

### Media Relations

Contact.....Shamus McKnight  
Office.....(402) 472-7772  
Fax.....(402) 472-2005  
Home.....(402) 742-5465  
Cell.....(402) 540-0268  
Email.....smcknight@huskers.com  
Website.....www.huskers.com  
Baseball Office Phone.....(402) 472-2269  
Press Box Phone.....(402) 434-6861  
Mailing Address.....P.O. Box 880123  
Lincoln, NE 68588-0123  
Shipping.....10th Street and Stadium Drive  
Lincoln, NE 68588-0123

### Top Returning Starters

Name	Pos.	Ht.	Wt.	B/T
Jeff Tezak	INF	5-10	180	S/R
Craig Corriston	INF	5-11	205	R/R
DJ Belfonte	OF	5-10	180	L/L

### Top Returning Pitchers

Name	Pos.	Ht.	Wt.	B/T
Johnny Dorn	RHP	6-3	210	R/R
Dan Jennings	LHP	6-3	183	L/L
Zach Herr	LHP	5-9	182	L/L

## 2008 SCHEDULE

Date	Opponent	Time
2/22	at Stanford (DH)	4 p.m.
2/23	at Stanford	3 p.m.
2/24	at Stanford	3 p.m.
2/29	UC Riverside	1:35 p.m.
3/1	UC Riverside (DH)	12:05 p.m.
3/2	UC Riverside	1:05 p.m.
3/4	Nebraska-Kearney	1:35 p.m.
3/7	Northern Colorado	1:35 p.m.
3/8	N. Colorado (DH)	12:05 p.m.
3/9	Northern Colorado	1:05 p.m.
3/11	South Dakota State	1:05 p.m.
3/14	at *Kansas State	6:30 p.m.
3/15	at *Kansas State	2 p.m.
3/16	at *Kansas State	1 p.m.
3/18	Arkansas	1:05 p.m.
3/19	Arkansas	1:05 p.m.
3/21	*Oklahoma	2:05 p.m.
3/22	*Oklahoma	2:05 p.m.
3/23	*Oklahoma	1:05 p.m.
3/25	Northern Colorado	6:35 p.m.
3/26	Northern Colorado	1:35 p.m.
3/28	at *Texas	6:05 p.m.
3/29	at *Texas	2 p.m.
3/30	at *Texas	1 p.m.
4/1	at Creighton	TBA
4/4	*Texas Tech	6:35 p.m.
4/5	*Texas Tech	2:05 p.m.
4/6	*Texas Tech	1:05 p.m.
4/8	at Iowa	6 p.m.
4/11	at *Oklahoma State	6:30 p.m.
4/12	at *Oklahoma State	2 p.m.
4/13	at *Oklahoma State	1 p.m.
4/15	Wichita State	6:35 p.m.
4/18	*Kansas	6:35 p.m.
4/19	*Kansas	3:35 p.m.
4/20	*Kansas	1:05 p.m.
4/22	Creighton	6:35 p.m.
4/25	at *Baylor	6:30 p.m.
4/26	at *Baylor	6:30 p.m.
4/27	at *Baylor	2 p.m.
4/29	Western Illinois	6:35 p.m.
4/30	Western Illinois	1:35 p.m.
5/2	Louisiana-Lafayette	6:35 p.m.
5/3	Louisiana-Lafayette	2:05 p.m.
5/4	Louisiana-Lafayette	1:05 p.m.
5/9	*Texas A&M	6:35 p.m.
5/10	*Texas A&M	2:05 p.m.
5/11	*Texas A&M	1:05 p.m.
5/13	vs. Creighton	TBA
5/16	at *Missouri	6:30 p.m.
5/17	at *Missouri	2 p.m.
5/18	at *Missouri	1 p.m.

### 5/21-25

Big 12 Championships  
Oklahoma City, Okla.

### May 30-June 2

NCAA Regionals  
Campus Locations

### June 6-9

NCAA Super Regionals  
Campus Locations

### June 13-23

College World Series  
Rosenblatt Stadium, Omaha, Neb.



Haymarket Park at Hawks Field

# 2008 OPPONENTS



## KANSAS JAYHAWKS

**Ritch Price**  
Head Coach  
Sixth Season  
at Kansas



### AGAINST KANSAS IN 2007

4/20	Kansas	W, 1-0
4/21	Kansas	W, 3-1
4/22	Kansas	L, 1-8

### SERIES BY DECADE

1980's	TT, 2-1
1990's	TT, 7-2
2000's	TT, 15-8

### SERIES RESULTS

In Lubbock	TT, 12-5
In Lawrence	TT, 10-5
Neutral Sites	TT, 2-1

### TOP RETURNING PLAYERS



**John Allman**



**Erik Morrison**

## KANSAS JAYHAWKS

### BIG 12 CONFERENCE | Lawrence, Kan.

1651 Naismith Drive • Lawrence, KS 66045  
(785) 864-3575 • (785) 864-7944 (fax)

### Hoglund Ballpark

April 11-13..... Lawrence, Kan.

### University Information

Location	Lawrence, Kan.
Enrollment	29,613
Founded	1866
Chancellor	Dr. Robert Hemenway
Athletics Director	Lew Perkins
Colors	Crimson and Blue
Conference	Big 12
Stadium	Hoglund Ballpark (2,500)

### Team Information

Head Coach	Ritch Price
Record at Kansas	173-142-1 (5 Seasons)
Career Record	748-566-2 (29 Seasons)
2007 Record	28-30
2007 Postseason	None
Conference Finish	9th
Letterwinners Returning	22
Letterwinners Lost	8
Starters Returning	7
Starters Lost	2

### Media Relations

Contact	Mike Cummings
Office	(785) 864-3575
Fax	(785) 864-7944
Cell	(785) 331-6307
Email	mtc@ku.edu
Website	www.kuathletics.com
Baseball Office Phone	(785) 864-7907
Press Box Phone	(785) 864-4037
Mailing Address	Media Relations Office, Room 101 Allen Fieldhouse 1651 Naismith Drive Lawrence, KS 66045

### Top Returning Starters

Name	Pos.	Ht.	Wt.	B/T
Buck Afenir	C	6-0	211	R/R
John Allman	OF	6-0	230	R/R
Eric Morrison	INF	5-11	189	R/R

### Top Returning Pitchers

Name	Pos.	Ht.	Wt.	B/T
Andres Esquibel	RHP	6-0	224	R/R
Andy Marks	LHP	6-0	198	L/L
Wally Marciel	LHP	6-0	246	S/L

### 2008 SCHEDULE

Date	Opponent	Time
2/22	at Hawaii-Hilo	7 p.m.
2/23	at Hawaii-Hilo (DH)	3 p.m.
2/24	at Hawaii-Hilo (DH)	3 p.m.
2/27	at Arkansas	3 p.m.
2/29	at Vanderbilt ^	4:05 p.m.
3/1	vs. Xavier ^	12:05 p.m.
3/2	vs. Iowa ^	12:05 p.m.
3/5	LeMoyné College	3 p.m.
3/7	North Dakota State	3 p.m.
3/8	N. Dakota State (DH)	12 p.m.
3/9	North Dakota State	1 p.m.
3/11	Tabor College	3 p.m.
3/12	at Missouri State	3 p.m.
3/14	at *Texas	6:05 p.m.
3/15	at *Texas	2 p.m.
3/16	at *Texas	1 p.m.
3/19	vs. C. Connecticut#	TBA
3/19	vs. Illinois#	TBA
3/20	vs. Dartmouth#	1:30 p.m.
3/21	vs. Ohio State#	Noon
3/21	vs. UMBC#	4 p.m.
3/22	Northwestern (DH)#	TBA
3/23	vs. Northwestern#	1:30 p.m.
3/25	Chicago State	3 p.m.
3/26	Chicago State	3 p.m.
3/28	*Texas A&M	6 p.m.
3/29	*Texas A&M	2 p.m.
3/30	*Texas A&M	1 p.m.
4/1	Wichita State	7 p.m.
4/4	at *Baylor	6 p.m.
4/5	at *Baylor	6:30 p.m.
4/6	at *Baylor	1 p.m.
4/8	Northern Colorado	6 p.m.
4/9	Northern Colorado	3 p.m.
4/11	*Texas Tech	6 p.m.
4/12	*Texas Tech	2 p.m.
4/13	*Texas Tech	1 p.m.
4/15	Baker	6 p.m.
4/16	Missouri State	6 p.m.
4/18	at *Nebraska	6:35 p.m.
4/19	at *Nebraska	3:35 p.m.
4/20	at *Nebraska	1:05 p.m.
4/22	at Wichita State	7 p.m.
4/25	at *Oklahoma State	6:30 p.m.
4/26	at *Oklahoma State	2 p.m.
4/27	at *Oklahoma State	1 p.m.
4/29	vs. Missouri	7 p.m.
5/2	*Oklahoma	6 p.m.
5/3	*Oklahoma	2 p.m.
5/4	*Oklahoma	1 p.m.
5/7	Oral Roberts	6 p.m.
5/9	*Missouri	6 p.m.
5/10	*Missouri	6 p.m.
5/11	*Missouri	1 p.m.
5/16	*Kansas State	6 p.m.
5/17	at Kansas State	6:30 p.m.
5/18	at Kansas State	2 p.m.

^ Music City Classic  
# Florida Spring Classic

### 5/21-25

Big 12 Championships  
Oklahoma City, Okla.

### May 30-June 2

NCAA Regionals  
Campus Locations

### June 6-9

NCAA Super Regionals  
Campus Locations

### June 13-23

College World Series  
Rosenblatt Stadium, Omaha, Neb.



Hoglund Ballpark

# 2008 OPPONENTS



## KANSAS STATE WILDCATS

**Brad Hill**  
Head Coach  
Fifth Season  
at Kansas State



### AGAINST K-STATE IN 2007

3/30 at Kansas State L, 3-4  
3/31 at Kansas State W, 16-5  
4/1 at Kansas State L, 3-7

### SERIES BY DECADE

1990's..... TT, 8-1  
2000's..... TT, 14-11-1

### SERIES RESULTS

In Lubbock..... TT, 11-3-1  
In Manhattan..... TT, 9-8  
Neutral Sites..... TT, 2-1

### TOP RETURNING PLAYERS



**Brad Hutt**



**Byron Wiley**

## KANSAS STATE WILDCATS

### BIG 12 CONFERENCE

Manhattan, Kan.

1800 College Ave. • Manhattan, KS 66502  
(785) 532-7708 • (785) 532-6093 (fax)

### Dan Law Field

April 18-20..... Lubbock, Texas

### University Information

Location.....Manhattan, Kan.  
Enrollment..... 23,137  
Founded..... 1863  
President..... Dr. Jon Wefald  
Athletics Director..... Tim Weiser  
Colors..... Purple and White  
Conference..... Big 12  
Stadium..... Tointon Stadium (2,331)

### Team Information

Head Coach..... Brad Hill  
Record at Kansas State..... 120-99-2 (4 Seasons)  
Career Record..... 539-190-2 (13 Seasons)  
2007 Record..... 34-24  
2007 Postseason..... None  
Conference Finish..... 8th  
Letterwinners Returning..... 26  
Letterwinners Lost..... 6  
Starters Returning..... 7  
Starters Lost..... 1

### Media Relations

Contact..... Ryan Lackey  
Office..... (785) 532-6735  
Fax..... (785) 532-6093  
Cell..... (785) 587-7865  
Email..... rlackey@k-state.edu  
Website..... www.k-statesports.com  
Baseball Office Phone..... (785) 532-5723  
Press Box Phone..... (785) 532-5801  
Mailing Address..... 1800 College Avenue, Suite 37  
Manhattan, KS 66502  
Shipping..... 1800 College Avenue, Suite 37  
Manhattan, KS 66502

### Top Returning Starters

Name	Pos.	Ht.	Wt.	B/T
Byron Wiley	OF	5-11	191	L/L
Adam Muenster	OF	5-10	178	R/R
Derek Bunker	OF	5-11	178	S/R

### Top Returning Pitchers

Name	Pos.	Ht.	Wt.	B/T
Daniel Edwards	RHP	6-0	200	R/R
Brad Hutt	RHP	6-3	213	R/R
Chase Bayuk	LHP	5-11	201	L/L

### 2008 SCHEDULE

Date	Opponent	Time
2/22	at California ^	3:30 p.m.
2/23vs.	Santa Clara (DH) ^	3 p.m.
2/24	at California ^	1 p.m.
2/28	vs. Arkansas State&	1 p.m.
2/29	vs. Michigan State&	11 a.m.
3/1	at Lamar&	1 p.m.
3/2	vs. Michigan State	11 a.m.
3/4	at UT-San Antonio	TBA
3/5	at UT-San Antonio	TBA
3/7	LeMoyné	3 p.m.
3/8	LeMoyné (DH)	1 p.m.
3/9	LeMoyné	1 p.m.
3/11	Washington State	TBA
3/14	*Nebraska	6:30 p.m.
3/15	*Nebraska	2 p.m.
3/16	*Nebraska	1 p.m.
3/18	at BYU	7 p.m.
3/19	at BYU	2 p.m.
3/21	Binghamton	6:30 p.m.
3/22	Binghamton	2 p.m.
3/23	Binghamton	1 p.m.
3/26	Creighton	7 p.m.
3/28	*Oklahoma State	6:30 p.m.
3/29	*Oklahoma State	2 p.m.
3/30	*Oklahoma State	1 p.m.
4/1	Central Arkansas	6:30 p.m.
4/2	Central Arkansas	3 p.m.
4/4	at *Texas A&M	6:30 p.m.
4/5	at *Texas A&M	2 p.m.
4/6	at *Texas A&M	1 p.m.
4/8	Wichita State	TBA
4/11	*Baylor	6:30 p.m.
4/12	*Baylor	2 p.m.
4/13	*Baylor	1 p.m.
4/15	at Creighton	TBA
4/18	at *Texas Tech	6:30 p.m.
4/19	at *Texas Tech	2 p.m.
4/20	at *Texas Tech	1 p.m.
4/22	UC-Irvine	6:30 p.m.
4/23	UC-Irvine	6:30 p.m.
4/25	*Texas	6:30 p.m.
4/26	*Texas	2 p.m.
4/27	*Texas	1 p.m.
4/29	at Wichita State	7 p.m.
5/2	at *Missouri	TBA
5/3	at *Missouri	TBA
5/4	at *Missouri	TBA
5/6	Arizona State	TBA
5/9	at *Oklahoma	TBA
5/10	at *Oklahoma	TBA
5/11	at *Oklahoma	1 p.m.
5/16	at *Kansas	TBA
5/17	*Kansas	6:30 p.m.
5/18	*Kansas	2 p.m.

^ California Tournament & Lamar Tournament

5/21-25  
Big 12 Championships  
Oklahoma City, Okla.

May 30-June 2  
NCAA Regionals  
Campus Locations

June 6-9  
NCAA Super Regionals  
Campus Locations

June 13-23  
College World Series  
Rosenblatt Stadium, Omaha, Neb.



Tointon Stadium



# 2008 OPPONENTS



## OKLAHOMA SOONERS

**Sunny Galloway**  
Head Coach  
Third Season  
at Oklahoma



### AGAINST OKLAHOMA IN 2007

5/18 at Oklahoma L, 5-6  
5/19 at Oklahoma L, 7-8  
5/20 at Oklahoma W, 15-5

### SERIES BY DECADE

1970's.....OU, 0-2  
1980's.....OU, 0-1  
1990's.....TT, 12-7  
2000's.....OU, 11-15-1

### SERIES RESULTS

In Lubbock.....TT, 10-7  
In Norman.....OU, 8-15-1  
Neutral Sites.....4-4

### TOP RETURNING PLAYERS



**Aaron Baker**



**Aljay Davis**

## OKLAHOMA SOONERS

**BIG 12 CONFERENCE** | Norman, Okla.

180 W. Brooks St., Suite 2525 • Norman, OK 73019  
(405) 325-7623 • (405) 325-7623 (fax)

### Dan Law Field

April 25-27.....Lubbock, Texas

### University Information

Location.....Norman, Okla.  
Enrollment.....29,721  
Founded.....1890  
President.....David Boren  
Athletics Director.....Joe Castiglione  
Colors.....Crimson and Cream  
Conference.....Big 12  
Stadium.....L. Dale Mitchell Park (2,700)

### Team Information

Head Coach.....Sunny Galloway  
Record at Oklahoma.....91-46 (2 Seasons)  
Career Record.....426-208 (9 Seasons)  
2007 Record.....34-24  
2007 Postseason.....None  
Conference Finish.....7th  
Letterwinners Returning.....11  
Letterwinners Lost.....15  
Starters Returning.....4  
Starters Lost.....5

### Media Relations

Contact.....Craig Moran  
Office.....(405) 325-8231  
Fax.....(405) 325-7623  
Cell.....(405) 249-8264  
Email.....cmoran@ou.edu  
Website.....www.soonersports.com  
Baseball Office Phone.....(405) 325-8354  
Press Box Phone.....(405) 325-8363  
Mailing Address.....180 West Brooks St., Suite 2525  
Norman, OK 73019  
Shipping.....180 West Brooks St., Suite 2525  
Norman, OK 73019

### Top Returning Starters

Name	Pos.	Ht.	Wt.	B/T
Bryant Hernandez	INF	5-9	165	R/R
Aljay Davis	INF	5-8	185	R/R
Aaron Baker	C/INF	6-3	225	L/R

### Top Returning Pitchers

Name	Pos.	Ht.	Wt.	B/T
Ryan Mottern	RHP	6-0	195	R/R
Stephen Polier	RHP	6-3	210	R/R

### 2008 SCHEDULE

Date	Opponent	Time
2/22	at UCLA	8 p.m.
2/23	at UCLA	4 p.m.
2/24	at UCLA	3 p.m.
2/26	Arkansas Pine Bluff	3 p.m.
2/27	Arkansas Pine Bluff	3 p.m.
2/29	Rice#	Noon
3/1	Houston#	Noon
3/2	Tennessee#	11 a.m.
3/4	North Dakota State	3 p.m.
3/5	N. Dakota State (DH)	3 p.m.
3/7	Western Illinois	6:35 p.m.
3/8	Western Illinois (DH)	Noon
3/9	Western Illinois	Noon
3/11	Dallas Baptist&	7 p.m.
3/12	Northern Illinois&	TBA
3/14	Washington State	6:35 p.m.
3/15	Washington St. (DH)	2 p.m.
3/16	Washington State	1 p.m.
3/18	at South Florida	TBA
3/19	at South Florida	TBA
3/21	at *Nebraska	TBA
3/22	at *Nebraska	TBA
3/23	at *Nebraska	TBA
3/25	UT-Arlington	7 p.m.
3/28	*Baylor	6:35 p.m.
3/29	*Baylor	2 p.m.
3/30	*Baylor	1 p.m.
4/1	Dallas Baptist	7 p.m.
4/4	*Texas	6:35 p.m.
4/5	*Texas	2 p.m.
4/6	*Texas	1 p.m.
4/9	Wichita State	7 p.m.
4/11	at *Texas A&M	6:35 p.m.
4/12	at *Texas A&M	2:05 p.m.
4/13	at *Texas A&M	1:05 p.m.
4/15	at TCU	6:30 p.m.
4/18	*Missouri	7 p.m.
4/19	*Missouri	2 p.m.
4/20	*Missouri	1 p.m.
4/22	TCU	6:30 p.m.
4/25	at *Texas Tech	6:05 p.m.
4/26	at *Texas Tech	2 p.m.
4/27	at *Texas Tech	1 p.m.
4/30	Wichita State	7 p.m.
5/2	at *Kansas	6 p.m.
5/3	at *Kansas	2 p.m.
5/4	at *Kansas	1 p.m.
5/9	*Kansas State	TBA
5/10	*Kansas State	TBA
5/11	*Kansas State	1 p.m.
5/16	at *Oklahoma State	TBA
5/17	at *Oklahoma State	TBA
5/18	at *Oklahoma State	TBA

# Houston College Classic & Games played in Frisco, Texas

### May 21-25

Big 12 Championships  
Oklahoma City, Okla.

### May 30-June 2

NCAA Regionals  
Campus Locations

### June 6-9

NCAA Super Regionals  
Campus Locations

### June 13-23

College World Series  
Rosenblatt Stadium, Omaha, Neb.



L. Dale Mitchell Park

# 2008 OPPONENTS



## OKLAHOMA STATE COWBOYS 2008 SCHEDULE

### BIG 12 CONFERENCE | Stillwater, Okla.

220 OSU Athletics Center • Stillwater, OK 74078  
(405) 744-7853 • (405) 744-7754 (fax)

**Allie P. Reynolds Stadium**  
May 9-11..... Stillwater, Okla.

### OKLAHOMA STATE COWBOYS

**Frank Anderson**  
Head Coach  
Fifth Season  
at Oklahoma State



#### AGAINST OK-STATE IN 2007

5/11 #19 Oklahoma St. L, 5-13  
5/12 #19 Oklahoma St. L, 0-7  
5/13 #19 Oklahoma St. L, 0-10

#### SERIES BY DECADE

1980's..... OSU, 3-6  
1990's..... TT, 6-4  
2000's..... OSU 10-14

#### SERIES RESULTS

In Lubbock..... OSU, 11-10  
In Stillwater..... OSU, 8-13  
Neutral Sites..... TT, 1-0

#### TOP RETURNING PLAYERS



Rebel  
Ridling



Jordy  
Mercer

#### University Information

Location..... Stillwater, Okla.  
Enrollment..... 32,721  
Founded..... 1890  
Interim President..... Dr. Marlene Strathe  
V.P. for Athletic Programs..... Mike Holder  
Colors..... Orange and Black  
Conference..... Big 12  
Stadium..... Allie P. Reynolds Stadium (4,000)

#### Team Information

Head Coach..... Frank Anderson  
Record at Oklahoma State..... 155-90 (4 Seasons)  
Career Record..... Same  
2007 Record..... 42-21  
2007 Postseason..... NCAA Super Regionals  
Conference Finish..... 3rd  
Letterwinners Returning..... 17  
Letterwinners Lost..... 13  
Starters Returning..... 2  
Starters Lost..... 6

#### Media Relations

Contact..... Wade McWhorter  
Office..... (405) 744-7853  
Fax..... (405) 744-7754  
Cell..... (405) 612-5240  
Email..... made.mcwhorter@okstate.edu  
Website..... www.okstate.edu  
Baseball Office Phone..... (405) 744-5849  
Press Box Phone..... (405) 744-5757  
Mailing Address..... 220 OSU Athletics Center  
Stillwater, OK 74078  
Shipping..... 220 OSU Athletics Center  
Stillwater, OK 74078

#### Top Returning Starters

Name	Pos.	Ht.	Wt.	B/T
Jordy Mercer	INF	6-3	192	R/R
Rebel Ridling	INF	6-3	205	R/R

#### Top Returning Pitchers

Name	Pos.	Ht.	Wt.	B/T
Jeff Breedlove	RHP	6-0	186	R/R
Andrew Oliver	LHP	6-2	202	L/L
Robbie Weinhardt	RHP	6-2	198	R/R

Date	Opponent	Time
2/22	Gonzaga	4 p.m.
2/23	Gonzaga (DH)	1 p.m.
2/24	Gonzaga	1 p.m.
2/28	at South Florida	6 p.m.
2/29	vs. Northwestern	2 p.m.
3/1	at South Florida	6 p.m.
3/2	vs. Northwestern	TBA
3/6	Loyola Marymount ^	8 p.m.
3/7	San Diego ^	4 p.m.
3/8	Santa Clara ^	5 p.m.
3/9	San Diego State ^	Noon
3/11	Missouri State	6:30 p.m.
3/14	at *Baylor	6:30 p.m.
3/15	at *Baylor	6:30 p.m.
3/16	at *Baylor	1 p.m.
3/18	Ark.-Pine Bluff (DH)	3 p.m.
3/19	Ark.-Pine Bluff (DH)	1 p.m.
3/21	*Texas A&M	6:30 p.m.
3/22	*Texas A&M	2 p.m.
3/23	*Texas A&M	1 p.m.
3/25	Arizona	6:30 p.m.
3/26	Arizona	6:30 p.m.
3/28	at *Kansas State	6:30 p.m.
3/29	at *Kansas State	2 p.m.
3/30	*Kansas State	1 p.m.
4/4	at *Missouri	6:30 p.m.
4/5	at *Missouri	2 p.m.
4/6	at *Missouri	1 p.m.
4/8	Western Illinois	6:30 p.m.
4/9	Western Illinois	3 p.m.
4/11	*Nebraska	6:30 p.m.
4/12	*Nebraska	2 p.m.
4/13	*Nebraska	1 p.m.
4/15	at UT Arlington	4 p.m.
4/18	at *Texas	6:05 p.m.
4/19	at *Texas	2 p.m.
4/20	at *Texas	1 p.m.
4/23	Wichita State	6:30 p.m.
4/25	*Kansas	6:30 p.m.
4/26	*Kansas	2 p.m.
4/27	*Kansas	1 p.m.
5/2	Utah Valley State	6:30 p.m.
5/3	Utah Valley State (DH)	1 p.m.
5/4	Utah Valley State	1 p.m.
5/7	at Rice	6:30 p.m.
5/9	*Texas Tech	6:30 p.m.
5/10	*Texas Tech	2 p.m.
5/11	*Texas Tech	1 p.m.
5/13	Western Illinois	6:30 p.m.
5/16	at *Oklahoma	TBA
5/17	at *Oklahoma	TBA
5/18	at *Oklahoma	TBA

^ San Diego State Tournament

**5/21-25**  
Big 12 Championships  
Oklahoma City, Okla.

**May 30-June 2**  
NCAA Regionals  
Campus Locations

**June 6-9**  
NCAA Super Regionals  
Campus Locations

**June 13-23**  
College World Series  
Rosenblatt Stadium, Omaha, Neb.



Reynolds Stadium

# 2008 OPPONENTS



## BAYLOR BEARS

**Steve Smith**  
Head Coach  
14th Season  
at Baylor



### AGAINST BAYLOR IN 2007

3/23 at Baylor	L, 5-1
3/24 at Baylor	W, 8-7
3/25 at Baylor	L, 14-4

### SERIES BY DECADE

1920's	1-1
1960's	BU, 2-5
1970's	TT, 17-12
1980's	BU, 12-18
1990's	TT, 22-16
2000's	TT, 16-11

### SERIES RESULTS

In Lubbock	TT, 44-18
In Waco	BU, 24-39
Neutral Sites	BU, 1-4

### TOP RETURNING PLAYERS



**Nick Cassavechia**



**Beamer Weems**

## BAYLOR BEARS

**BIG 12 CONFERENCE** | Waco, Texas

150 Bear Run • Waco, TX 76711  
(254) 710-4389 • (254) 710-1369 (fax)

**Dan Law Field**  
May 16-18 ..... Lubbock, Texas

### University Information

Location	Waco, Texas
Enrollment	14,174
Founded	1845
President	Dr. John M. Lilley
Athletics Director	Ian McCaw
Colors	Green and Gold
Conference	Big 12
Stadium	Baylor Ballpark (5,000)

### Team Information

Head Coach	Steve Smith
Record at Baylor	490-311-1 (13 Seasons)
Career Record	Same
2007 Record	35-27
2007 Postseason	NCAA Regionals
Conference Finish	6th
Letterwinners Returning	19
Letterwinners Lost	9
Starters Returning	6
Starters Lost	3

### Media Relations

Contact	Larry Little
Office	(254) 710-4389
Fax	(254) 710-1369
Cell	(254) 709-5147
Email	<a href="mailto:larry_little@baylor.edu">larry_little@baylor.edu</a>
Website	<a href="http://www.baylorbears.com">www.baylorbears.com</a>
Baseball Office Phone	(254) 710-3029
Press Box Phone	(254) 754-5546
Mailing Address	150 Bear Run Waco, TX 76711
Shipping	150 Bear Run Waco, TX 76711

### Top Returning Starters

Name	Pos.	Ht.	Wt.	B/T
Ben Booker	OF/INF	6-3	202	L/R
Beamer Weems	INF	5-10	175	S/R
Raynor Cambell	INF	5-10	175	R/R

### Top Returning Pitchers

Name	Pos.	Ht.	Wt.	B/T
Nick Cassavechia	RHP	6-0	180	R/R
William Draper	LHP	6-1	170	L/L
Drew Jeffcoat	LHP	6-2	195	L/L

### 2008 SCHEDULE

Date	Opponent	Time
2/22	Purdue	6:30 p.m.
2/23	Purdue	3 p.m.
2/24	Purdue	Noon
2/26	Texas Southern	6:30 p.m.
2/29	Illinois ^	6:30 p.m.
3/1	Illinois-Chicago ^	6:30 p.m.
3/2	Stephen F. Austin ^	3 p.m.
3/4	Louisiana Tech	6:30 p.m.
3/5	Louisiana Tech	4 p.m.
3/7	at Mississippi State	4 p.m.
3/8	at Mississippi State	2 p.m.
3/9	at Mississippi State	1 p.m.
3/11	at Oral Roberts	3 p.m.
3/12	at Oral Roberts	3 p.m.
3/13	*Oklahoma State	6:30 p.m.
3/14	*Oklahoma State	6:30 p.m.
3/15	*Oklahoma State	1 p.m.
3/18	Sam Houston State	6:30 p.m.
3/21	at *Missouri	6:30 p.m.
3/22	at *Missouri	2 p.m.
3/23	at *Missouri	1 p.m.
3/25	Houston Baptist	6:30 p.m.
3/26	TAMU-CC	4 p.m.
3/28	at *Oklahoma	6 p.m.
3/29	at *Oklahoma	2 p.m.
3/30	at *Oklahoma	1 p.m.
4/1	at TCU	6:30 p.m.
4/2	UTSA	6:30 p.m.
4/4	*Kansas	6:30 p.m.
4/5	*Kansas	6:30 p.m.
4/6	*Kansas	1 p.m.
4/8	TCU	6:30 p.m.
4/9	Texas-Arlington	6:30 p.m.
4/11	at *Kansas State	6:30 p.m.
4/12	at *Kansas State	2 p.m.
4/13	at *Kansas State	1 p.m.
4/15	Dallas Baptist	6:30 p.m.
4/16	at Dallas Baptist	6:30 p.m.
4/18	at *Texas A&M	6:30 p.m.
4/19	*Texas A&M	2 p.m.
4/20	*Texas A&M	2 p.m.
4/22	Texas	6:30 p.m.
4/23	at Texas State	TBA
4/25	*Nebraska	6:30 p.m.
4/26	*Nebraska	6:30 p.m.
4/27	*Nebraska	1 p.m.
4/29	at UT-Arlington	6:30 p.m.
5/2	*Texas	6:30 p.m.
5/3	at *Texas	6:05 p.m.
5/4	at *Texas	1 p.m.
5/14	Texas State	6:30 p.m.
5/16	at *Texas Tech	6:05 p.m.
5/17	at *Texas Tech	2 p.m.
2/18	at *Texas Tech	1 p.m.

^ QTI Baylor Classic

### May 21-25

Big 12 Championships  
Oklahoma City, Okla.

### May 30-June 2

NCAA Regionals  
Campus Locations

### June 6-9

NCAA Super Regionals  
Campus Locations

### June 13-23

\*College World Series  
Rosenblatt Stadium, Omaha, Neb.



Baylor Ballpark

# 2008 OPPONENTS



## ALL-TIME SERIES RESULTS

### ALL TIME GAMES

Opponent	W-L-T	First/Last
Abilene Christian	26-16-0	1926/2004
Air Force	5-1-0	1991/2004
Akron	1-0-0	1996/1996
Amarillo	0-2-0	1928/1928
Amarillo Gold Sox	0-0-1	1979/1979
American Christian	3-1-0	1976/1976
American Legion	1-0-0	N/A
Angelo State	1-0-0	2005/2005
Arizona	4-10-0	1972/1993
Arizona State	4-14-0	1989/2006
Arkansas	14-39-0	1975/1996
Baylor	70-63-0	1928/2007
Big Spring	0-4-0	1929/1929
Biola, Univ., Calif.	0-1-0	1988/1988
Brigham Young	3-1-0	1998/2002
Cal-State Fullerton	1-1-0	2001/2001
Cal-State Northridge	4-2-0	2001/2007
Cal-State Riverside	1-0-0	2001/2001
Cameron, Univ., Okla.	11-1-0	1990/1993
Campbell	5-1	2004/2006
Clarendon College	2-1-0	1926/1926
Clemson	2-2-0	1993/2004
Coe College	1-0-0	N/A
Coll. of Idaho	1-0-0	1988/1988
Coll. of the Southwest	25-3-0	1987/2007
Colorado	0-6-0	1955/1961
Dallas Baptist	5-3-0	2004/2007
Daniel Baker	2-6-1	1926/1929
Denver	3-0-0	1962/1962
Eastern Michigan	6-0-0	1996/1996
Eastern New Mexico	26-3-0	1962/2006
Fort Bliss	1-3-0	1955/1955
Fresno State	1-3-0	1993/1996
Grand Canyon	18-10-0	1974/1997
Greenville, Ill.	2-0-0	1981/1981
Georgia Tech	1-2-0	1996/2004
Grand Canyon	1-0-0	1998/1998
Hardin-Simmons	73-29-0	1927/2007
Harvard	2-0-0	2004/2004
Houston	37-41-0	1974/2006
Howard	6-0-0	1999/2001
Howard Payne	18-0-0	1992/2004
Illinois	1-0-0	2004/2004
Iowa State	13-2-0	1997/2001
Kansas	24-11-0	1981/2007
Kansas State	22-12-1	1993/2007
Lamar	1-0-0	2005/2005
Lewis & Clark	0-2-0	1986/1986
Lindenwood	1-0-0	1998/1998
Long Beach State	3-3-0	1998/2000
Louisiana-Lafayette	1-2	1990/2002
Louisiana-Monroe	4-0	1927/2006
Loyola Marymount	0-4-0	1988/1999
Lubbock Christian	15-18-0	1972/1994
Mankato State	2-0-0	1994/1994
McMurry	6-2-0	1926/1928
Miami, Fla.	0-1-0	1998/1998
Miami, Ohio	5-0-0	1994/1995
Midland Angels	0-1	1996/1996
Midwestern State	11-3-0	1959/1983
Mississippi State	2-0-0	2004/2004
Missouri	17-20-0	1965/2007
Missouri Southern	11-1-0	1986/1988
Monroe (La.)	1-0-0	1928/1928
Nebraska	19-22-0	1990/2007
Nebraska-Kearney	20-0-0	1984/1994
Nebraska-Omaha	0-1-0	1975/1975
Nevada-Las Vegas (UNLV)	2-4-0	1986/2007
Nevada-Reno	1-0-0	1998/1998
New Mexico	54-31-1	1962/2007
New Mexico Highlands	67-23-1	1959/1998
New Mexico Military	1-0-1	1927/1927
New Mexico State	37-13-0	1965/2006
New York Tech	1-1-0	1995/1995
North Carolina	2-0-0	1996/1998
North Texas	9-3-0	1978/1987
Northern Iowa	5-2-0	2003/2005

Northern Illinois	7-2-0	2004/2007
Northwestern U.	2-2-0	1996/2007
Notre Dame	0-1-0	2004/2004
Ohio State	1-0-0	2004/2004
Oklahoma	22-26-1	1982/2007
Oklahoma City U.	1-4-0	1976/1976
Oklahoma State	19-24-0	1983/2007
Oral Roberts	7-6-0	1982/2006
Oregon State	1-1-0	1999/2001
Panhandle State	4-0-0	1961/1997
Princeton	1-0-0	2000/2000
Providence	1-0-0	1995/1995
Reese AFB	1-0-0	1966/1966
Rice	56-52-0	1958/2007
Rutgers	1-0-0	1999/1999
Sam Houston State	2-3-0	1955/2002
San Diego	7-1-0	1999/2003
San Diego State	8-1-0	1988/2001
San Francisco	2-1-0	2003/2003
Santa Clara	0-1-0	1998/1998
Seton Hall	3-2-0	1981/2002
Shallowater	2-0-0	1928/1928
Sheppard AFB	7-5-0	1955/1961
South Carolina	0-1-0	1998/1998
Southern California	3-5-0	1995/2005
Southern Illinois	3-0-0	1997/1997
SMU	23-17-0	1958/1996
SE Oklahoma State	2-0-0	1966/1966
Southwest Missouri State	1-1-0	1993/1997
SW Oklahoma State	8-8-0	1961/1981
St. Edwards, Texas	9-4-0	1929/1990
St. John's	5-0-0	1994/2007
St. Mary's, Texas	8-6-0	1971/1982
Stanford	1-2-0	1995/1995
Stephen F. Austin	1-1-0	2007/2007
Sul Ross State	25-2-0	1954/1998
Temple	6-0-0	1995/2001
Texas	32-93-0	1968/2007
Texas A&M	52-84-0	1929/2007
TAMU-Corpus Christi	6-0-0	2001/2007
Texas Christian	68-67-1	1957/2007
Texas Lutheran	12-15-0	1954/1981
Texas State	6-3-0	1928/2003
Texas Wesleyan	1-0	2006/2006
Trinity Univ.	10-3-0	1970/1983
Tulane	0-1	2006/2006
UCLA	1-0-0	1999/1999
UC-Irvine	1-0-0	2005/2005
UNC-Asheville	3-0	2006/2006
UT-Arlington	19-4-0	1982/2006
UT-El Paso	24-18-0	1954/1984
UT-Pan American	16-20-0	1967/2002
UT-San Antonio	3-0-0	2000/2005
Valley City State	2-0-0	1998/2001
Wake Forest	1-0-0	1996/1996
Washington	1-1-0	2002/2002
Washington State	0-1-0	1986/1986
Wayland Baptist	3-0-0	1999/2006
West Texas A&M	53-7-1	1926/2004
Western Illinois	4-1-0	2005/2007
Western New Mexico	2-0-0	1991/1991
White Sands	0-2-0	1955/1955
Wichita State	10-16-0	1978/2005
Wisconsin-Milwaukee	1-0-0	1999/1999
Wofford	3-0-0	2003/2003
Wyoming	6-4-0	1984/1994
<b>Totals</b>	<b>1,339-1,024-9</b>	

### BIG 12 TOURNAMENT GAMES

Baylor	1-3	1998/2006
Kansas State	1-1	2002/2002
Missouri	1-2	1997/2005
Nebraska	1-3	2002/2006
Oklahoma	3-4	2001/2004
Oklahoma State	1-0	1997/1998
Texas	1-3	1999/2006
Texas A&M	3-2	1997/2001
<b>Big 12 Totals</b>	<b>12-18</b>	<b>1997/2006</b>

# 2008 OPPONENTS

## TEXAS TECH vs. THE BIG 12

**BAYLOR UNIVERSITY**  
Texas Tech Leads Baylor, 70-63  
**SERIES HISTORY**



1928	Baylor	15-1	Lubbock, Texas
1928	Texas Tech	8-3	Lubbock, Texas
3/27/67	Baylor	12-8	Lubbock, Texas
3/28/67	Baylor	5-3	Lubbock, Texas
5/11/68	Baylor	3-2	Lubbock, Texas
5/11/68	Baylor	4-1	Lubbock, Texas
3/28/69	Texas Tech	6-1	Waco, Texas
3/28/69	Baylor	7-4	Waco, Texas
3/29/69	Texas Tech	4-0	Waco, Texas
5/1/70	Texas Tech	5-3	Lubbock, Texas
5/1/70	Texas Tech	4-2	Lubbock, Texas
5/2/70	Texas Tech	14-2	Lubbock, Texas
4/23/71	Texas Tech	+1-0	Waco, Texas
4/23/71	Baylor	6-3	Waco, Texas
4/24/71	Baylor	6-5	Waco, Texas
4/21/72	Texas Tech	8-0	Lubbock, Texas
4/21/72	Texas Tech	9-4	Lubbock, Texas
4/22/72	Texas Tech	10-3	Lubbock, Texas
4/13/73	Baylor	5-3	Waco, Texas
4/13/73	Baylor	3-1	Waco, Texas
4/26/74	Texas Tech	6-5(10)	Lubbock, Texas
4/26/74	Texas Tech	6-4	Lubbock, Texas
4/27/74	Baylor	8-5	Lubbock, Texas
4/25/75	Texas Tech	6-5	Waco, Texas
4/25/75	Baylor	6-4	Waco, Texas
4/26/75	Texas Tech	8-5	Waco, Texas
4/16/76	Texas Tech	8-7	Lubbock, Texas
4/17/76	Texas Tech	12-10	Lubbock, Texas
4/17/76	Texas Tech	6-5	Lubbock, Texas
4/15/77	Baylor	4-0	Waco, Texas
4/16/77	Baylor	6-1	Waco, Texas
4/16/77	Baylor	15-3	Waco, Texas
3/10/78	Baylor	12-3	Lubbock, Texas
3/11/78	Texas Tech	4-0	Lubbock, Texas
3/11/78	Texas Tech	5-1	Lubbock, Texas
3/9/79	Baylor	4-2	Waco, Texas
3/10/79	Texas Tech	5-0	Waco, Texas
3/10/79	Baylor	4-0	Waco, Texas
4/11/80	Texas Tech	8-1	Lubbock, Texas
4/12/80	Texas Tech	5-2	Lubbock, Texas
4/12/80	Baylor	6-4	Lubbock, Texas
3/27/81	Texas Tech	13-4	Waco, Texas
3/28/81	Baylor	5-4	Waco, Texas
3/28/81	Baylor	16-5	Waco, Texas
3/26/82	Texas Tech	13-2	Lubbock, Texas
3/27/82	Texas Tech	4-2	Lubbock, Texas
3/27/82	Baylor	11-6	Lubbock, Texas
3/18/83	Baylor	5-3	Waco, Texas
3/19/83	Baylor	5-4	Waco, Texas
3/19/83	Baylor	3-2	Waco, Texas
3/23/84	Texas Tech	30-21	Lubbock, Texas
3/24/84	Texas Tech	9-3	Lubbock, Texas
3/24/84	Texas Tech	20-19	Lubbock, Texas
3/4/85	Baylor	3-2	Waco, Texas
3/16/85	Baylor	3-0	Waco, Texas
3/16/85	Baylor	5-4	Waco, Texas
5/2/86	Baylor	6-3	Lubbock, Texas
5/3/86	Baylor	8-5	Lubbock, Texas
5/3/86	Baylor	11-4	Lubbock, Texas
4/24/87	Baylor	7-5	Waco, Texas
4/25/87	Texas Tech	5-8	Waco, Texas
4/25/87	Baylor	7-2	Waco, Texas
4/29/88	Baylor	8-5	Waco, Texas
4/30/88	Texas Tech	5-2	Waco, Texas
4/30/88	Baylor	6-5	Waco, Texas
4/21/89	Texas Tech	4-0	Waco, Texas
4/22/89	Baylor	3-2	Waco, Texas
4/22/89	Texas Tech	8-6	Waco, Texas
4/20/90	Baylor	10-0	Lubbock, Texas
4/21/90	Texas Tech	2-1	Lubbock, Texas
4/21/90	Baylor	5-3	Lubbock, Texas
4/26/91	Baylor	12-2	Waco, Texas
4/27/91	Baylor	2-1	Waco, Texas
4/27/91	Baylor	3-2	Waco, Texas
2/21/92	Texas Tech	3-1	Waco, Texas
2/23/92	Baylor	4-0	Waco, Texas
2/23/92	Texas Tech	5-4	Waco, Texas
5/1/92	Texas Tech	3-2	Lubbock, Texas
5/2/92	Texas Tech	5-2	Lubbock, Texas
5/2/92	Texas Tech	10-4	Lubbock, Texas
3/5/93	Texas Tech	1-0(10)	Lubbock, Texas
3/6/93	Baylor	7-4	Lubbock, Texas
3/6/93	Texas Tech	10-6	Lubbock, Texas
5/13/93	Baylor	6-4	Austin, Texas
3/26/94	Baylor	4-0	Waco, Texas

3/26/94	Texas Tech	10-5	Waco, Texas
3/28/94	Texas Tech	4-1	Waco, Texas
5/12/95	Texas Tech	8-4	Lubbock, Texas
5/13/95	Texas Tech	11-6	Lubbock, Texas
5/13/95	Texas Tech	23-1	Lubbock, Texas
5/14/95	Texas Tech	13-3	Lubbock, Texas
3/22/96	Texas Tech	23-6	Waco, Texas
3/23/96	Baylor	8-0	Waco, Texas
3/23/96	Texas Tech	24-2	Waco, Texas
3/24/96	Texas Tech	11-3	Waco, Texas
5/18/96	Texas Tech	10-4	Lubbock, Texas
3/21/97	Texas Tech	8-5	Waco, Texas
3/22/97	Baylor	3-2	Waco, Texas
3/23/97	Texas Tech	16-3	Waco, Texas
3/20/98	Baylor	3-2	Lubbock, Texas
3/21/98	Texas Tech	9-1	Lubbock, Texas
3/22/98	Baylor	10-6	Lubbock, Texas
5/15/98	Texas Tech	11-4	Oklahoma City, Okla.
3/26/99	Baylor	2-1	Waco, Texas
3/27/99	Baylor	6-5(10)	Waco, Texas
3/28/99	Baylor	9-8	Waco, Texas
3/17/00	Texas Tech	3-2	Lubbock, Texas
3/18/00	Texas Tech	16-11	Lubbock, Texas
3/19/00	Texas Tech	10-6	Lubbock, Texas
5/20/00	Baylor	10-1	Oklahoma City, Okla.
5/11/01	Texas Tech	11-8	Waco, Texas
5/12/01	Baylor	2-1	Waco, Texas
5/13/01	Texas Tech	6-5	Waco, Texas
5/17/02	Texas Tech	8-7	Lubbock, Texas
5/18/02	Texas Tech	5-2	Lubbock, Texas
5/19/02	Texas Tech	11-1	Lubbock, Texas
3/14/03	Baylor	3-1	Waco, Texas
3/15/03	Texas Tech	9-8	Waco, Texas
3/16/03	Baylor	9-2	Waco, Texas
5/21/04	Texas Tech	4-3	Lubbock, Texas
5/22/04	Texas Tech	19-18	Lubbock, Texas
5/23/04	Texas Tech	12-6	Lubbock, Texas
5/26/04	Baylor	8-3	Arlington, Texas
4/29/05	Baylor	6-1	Waco, Texas
4/30/05	Texas Tech	3-2	Waco, Texas
5/1/05	Baylor	8-5	Waco, Texas
3/31/06	Baylor	2-1	Lubbock, Texas
4/1/06	Texas Tech	14-4	Lubbock, Texas
4/2/06	Texas Tech	14-1	Lubbock, Texas
5/27/06	Baylor	5-3	Oklahoma City, Okla.
3/23/07	Baylor	5-1	Waco, Texas
3/24/07	Texas Tech	8-7	Waco, Texas
3/25/07	Baylor	14-4	Waco, Texas

### SERIES NOTES

Total Runs Scored:	Texas Tech 804, Baylor 700
TTU at home:	44-18
TTU on road:	24-39
TTU at neutral:	1-4
Last 10 games:	Baylor 6-4
Hays vs. BU:	41-33
Longest TTU win streak:	7
Longest TTU losing streak:	7
Last TTU win:	3/24/07 (8-7)
Last TTU loss:	3/25/07 (14-4)
Last TTU home win:	4/2/06 (14-1)
Last TTU home loss:	3/31/06 (2-1)
Last TTU road win:	3/24/07 (8-7)
Last TTU road loss:	3/25/07 (14-4)
Last TTU shutout win:	3/5/93 (1-0)
Last TTU shutout loss:	3/23/96 (9-0)
Highest scoring game:	51 (W, 3/23/84, 30-21)
Largest margin of victory:	22, twice
Largest margin of defeat:	14 (1929, 15-1)
Most runs by TTU:	30 (W, 3/23/84, 30-21)
Most runs by Baylor:	21 (W, 3/23/84, 30-21)
TTU in one-run games:	11-17

### UNIVERSITY OF KANSAS

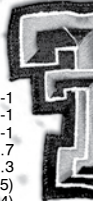
Texas Tech Leads Kansas, 24-11



#### SERIES HISTORY

3/17/81	Texas Tech	6-1	Pan-Am Tourn
3/18/81	Texas Tech	4-3	Pan-Am Tourn
3/20/81	Kansas	4-3	Pan-Am Tourn
4/11/97	Texas Tech	10-0	Lubbock, Texas
4/12/97	Texas Tech	18-8	Lubbock, Texas
4/13/97	Kansas	5-3	Lubbock, Texas
4/10/98	Texas Tech	18-3	Lawrence, Kan.
4/11/98	Kansas	4-1	Lawrence, Kan.
4/12/98	Texas Tech	7-5	Lawrence, Kan.
2/26/99	Texas Tech	8-1	Lubbock, Texas
2/27/99	Texas Tech	11-0	Lubbock, Texas
2/28/99	Texas Tech	13-5	Lubbock, Texas
4/21/00	Texas Tech	9-4	Lawrence, Kan.

# 2008 OPPONENTS



4/22/00	Kansas	4-0	Lawrence, Kan.
4/23/00	Texas Tech	12-4	Lawrence, Kan.
4/27/01	Texas Tech	4-2	Lubbock, Texas
4/28/01	Texas Tech	2-1	Lubbock, Texas
4/29/01	Texas Tech	4-3	Lubbock, Texas
4/12/02	Kansas	14-2	Lawrence, Kan.
4/13/02	Texas Tech	5-2	Lawrence, Kan.
4/14/02	Texas Tech	6-5	Lawrence, Kan.
4/11/03	Texas Tech	5-4	Lubbock, Texas
4/12/03	Kansas	7-6	Lubbock, Texas
4/13/03	Kansas	13-11	Lubbock, Texas
5/1/04	Texas Tech	19-7	Lawrence, Kan.
5/2/04	Texas Tech	11-4	Lawrence, Kan.
5/2/04	Texas Tech	18-7	Lawrence, Kan.
4/22/05	Texas Tech	9-7	Lubbock, Texas
4/23/06	Kansas	13-7	Lubbock, Texas
4/7/06	Kansas	5-3	Lawrence, Kan.
4/8/06	Texas Tech	8-6	Lawrence, Kan.
4/9/06	Kansas	5-3	Lawrence, Kan.
4/20/07	Texas Tech	1-0	Lubbock, Texas
4/21/07	Texas Tech	3-1	Lubbock, Texas
4/22/07	Kansas	8-1	Lubbock, Texas

## SERIES NOTES

<b>Total Runs Scored:</b>	Texas Tech 249, Kansas 164
<b>TTU at home:</b>	12-5
<b>TTU on road:</b>	10-5
<b>TTU at neutral:</b>	2-1
<b>Last 10 games:</b>	Tech, 6-4
<b>Hays vs. KU:</b>	22-10
<b>Longest TTU win streak:</b>	5
<b>Longest TTU losing streak:</b>	2
<b>Last TTU win:</b>	4/21/07 (3-1)
<b>Last TTU loss:</b>	4/22/07 (8-1)
<b>Last TTU home win:</b>	4/21/07 (3-1)
<b>Last TTU home loss:</b>	4/22/07 (8-1)
<b>Last TTU road win:</b>	4/8/06 (8-6)
<b>Last TTU road loss:</b>	4/9/06 (5-3)
<b>Last TTU shutout win:</b>	4/20/07 (1-0)
<b>Last TTU shutout loss:</b>	4/22/00 (4-0)
<b>Highest scoring game:</b>	26, twice
<b>Largest margin of victory:</b>	15 (4/10/98, 18-3)
<b>Largest margin of defeat:</b>	11 (4/12/02, 14-3)
<b>Most runs by TTU:</b>	19 (5/1/04)
<b>Most runs by Kansas:</b>	14 (L, 4/12/02, 14-3)
<b>TTU in one-run games:</b>	6-2

## KANSAS STATE UNIVERSITY

Texas Tech Leads Kansas State, 22-12-1



### SERIES HISTORY

3/15/93	Texas Tech	3-2	Fresno, Calif.
4/18/92	Texas Tech	11-6	Manhattan, Kan.
4/19/92	Texas Tech	6-1	Manhattan, Kan.
4/20/92	Texas Tech	12-7	Manhattan, Kan.
5/8/98	Texas Tech	13-6	Lubbock, Texas
5/9/98	Texas Tech	6-5	Lubbock, Texas
5/10/98	Texas Tech	18-10	Lubbock, Texas
4/24/99	Kansas State	9-7	Manhattan, Kan.
4/24/99	Texas Tech	9-8	Manhattan, Kan.
4/1/00	Texas Tech	19-7	Lubbock, Texas
4/2/00	Texas Tech	9-2	Lubbock, Texas
4/2/00	Texas Tech	9-2	Lubbock, Texas
3/16/01	Texas Tech	7-0	Manhattan, Kan.
3/17/01	Texas Tech	16-2	Manhattan, Kan.
3/18/01	Kansas State	8-4	Manhattan, Kan.
4/5/02	Kansas State	7-5	Lubbock, Texas
4/6/02	Texas Tech	15-0	Lubbock, Texas
4/7/02	Kansas State	5-1	Lubbock, Texas
5/22/02	Texas Tech	5-4	Arlington, Texas
5/24/02	Kansas State	7-6	Arlington, Texas
4/18/03	Kansas State	10-8	Manhattan, Kan.
4/19/03	Kansas State	5-1	Manhattan, Kan.
4/20/03	Texas Tech	8-1	Manhattan, Kan.
4/16/04	Texas Tech	8-3	Lubbock, Texas
4/17/04	Texas Tech	3-0	Lubbock, Texas
4/18/04	Texas Tech	8-2	Lubbock, Texas
4/15/05	Texas Tech	11-7	Manhattan, Kan.
4/16/05	Kansas State	7-5	Manhattan, Kan.
4/17/05	Kansas State	13-12	Manhattan, Kan.
4/13/06	Texas Tech	4-2	Lubbock, Texas
4/14/06	Kansas State	16-5	Lubbock, Texas
4/15/06	Tie Game	11-11	Lubbock, Texas
3/30/07	Kansas State	4-3	Manhattan, Kan.
3/31/07	Texas Tech	16-5	Manhattan, Kan.
4/1/07	Kansas State	7-4	Manhattan, Kan.

## SERIES NOTES

<b>Total Runs Scored:</b>	Tech 287, K-State 191
<b>TTU at home:</b>	10-3-1
<b>TTU on road:</b>	9-8

<b>TTU at neutral:</b>	2-1
<b>Last 10 games:</b>	KSU, 5-4-1
<b>Hays vs. KSU:</b>	22-12-1
<b>Longest TTU win streak:</b>	7
<b>Longest TTU losing streak:</b>	3
<b>Last TTU win:</b>	3/31/07 (16-5)
<b>Last TTU loss:</b>	4/1/07 (7-4)
<b>Last TTU home win:</b>	4/13/06 (4-2)
<b>Last TTU home loss:</b>	4/14/06 (16-5)
<b>Last TTU road win:</b>	3/31/07 (16-5)
<b>Last TTU road loss:</b>	4/1/07 (7-4)
<b>Last TTU shutout win:</b>	4/17/04 (3-0)
<b>Highest scoring game:</b>	29, twice
<b>Largest margin of victory:</b>	15 (4/6/02)
<b>Largest margin of defeat:</b>	4, three times
<b>Most runs by TTU:</b>	19 (W, 4/1/00, 19-7)
<b>Most runs by Kansas State:</b>	13 (4/17/05)
<b>TTU in one-run games:</b>	4-3

## UNIVERSITY OF MISSOURI



Missouri leads Texas Tech 20-17

### SERIES HISTORY

3/25/65	Missouri	6-3	Lubbock, Texas
3/26/65	Missouri	26-3	Lubbock, Texas
4/5/97	Texas Tech	16-6	Columbia, Mo.
4/5/97	Texas Tech	18-5	Columbia, Mo.
4/6/97	Texas Tech	4-2	Columbia, Mo.
5/15/97	Texas Tech	12-2	Oklahoma City, Okla.
4/3/98	Texas Tech	8-6	Lubbock, Texas
4/4/98	Missouri	4-2(11)	Lubbock, Texas
4/5/98	Texas Tech	13-11	Lubbock, Texas
3/5/99	Missouri	7-0	Columbia, Mo.
3/6/99	Texas Tech	8-1	Columbia, Mo.
3/7/99	Texas Tech	13-0	Columbia, Mo.
5/20/99	Missouri	8-7(12)	Oklahoma City, Ok.
2/25/00	Missouri	16-14	Lubbock, Texas
2/26/00	Texas Tech	11-6	Lubbock, Texas
2/27/00	Missouri	6-5	Lubbock, Texas
3/30/01	Missouri	5-4	Columbia, Mo.
3/31/01	Texas Tech	10-2	Columbia, Mo.
4/1/01	Missouri	14-9	Columbia, Mo.
3/29/02	Texas Tech	7-4	Lubbock, Texas
3/31/02	Texas Tech	13-6	Lubbock, Texas
3/31/02	Missouri	7-1	Lubbock, Texas
4/4/03	Missouri	8-6	Columbia, Mo.
4/5/03	Missouri	11-5	Columbia, Mo.
5/7/04	Texas Tech	7-5	Lubbock, Texas
5/8/04	Missouri	5-3	Lubbock, Texas
5/9/04	Missouri	3-1	Lubbock, Texas
4/1/05	Missouri	25-0	Columbia, Mo.
4/2/05	Missouri	7-2	Columbia, Mo.
4/3/05	Texas Tech	5-3	Columbia, Mo.
5/26/05	Missouri	10-1	Oklahoma City, Okla.
5/12/06	Texas Tech	13-1	Lubbock, Texas
5/13/06	Texas Tech	5-4	Lubbock, Texas
5/14/06	Texas Tech	3-2	Lubbock, Texas
5/27/07	Missouri	10-4	Columbia, Mo.
5/28/07	Missouri	12-7	Columbia, Mo.
5/29/07	Missouri	6-5	Columbia, Mo.

## SERIES NOTES

<b>Total Runs Scored:</b>	Tech 179, Mizzou 223
<b>TTU at home:</b>	10-5
<b>TTU on road:</b>	7-10
<b>TTU at neutral:</b>	1-1
<b>Last 10 games:</b>	MU, 6-4
<b>Hays vs. Mizzou:</b>	17-18
<b>Longest TTU win streak:</b>	Five Games
<b>Longest TTU losing streak:</b>	Four Games
<b>Last TTU win:</b>	5/14/06 (3-2)
<b>Last TTU loss:</b>	5/29/07 (6-5)
<b>Last TTU home win:</b>	5/14/06 (3-2)
<b>Last TTU home loss:</b>	5/26/05 (1-10)
<b>Last TTU road win:</b>	4/3/05 (5-3)
<b>Last TTU road loss:</b>	5/29/07 (6-5)
<b>Last TTU shutout win:</b>	3/7/99 (13-0)
<b>Highest scoring game:</b>	25 (L, 4/1/05, 0-25)
<b>Largest margin of victory:</b>	13, twice
<b>Largest margin of defeat:</b>	25 (4/1/05, 0-25)
<b>Most runs by TTU:</b>	18 (W, 4/15/97, 18-5)
<b>Most runs by Missouri:</b>	25 (W, 4/1/05, 0-25)
<b>TTU in one-run games:</b>	1-4

## UNIVERSITY OF NEBRASKA



Nebraska Leads Texas Tech, 22-19

### SERIES HISTORY

3/26/90	Nebraska	8-3	Lubbock, Texas
3/27/90	Texas Tech	5-4	Lubbock, Texas
3/25/91	Nebraska	10-5	Lubbock, Texas
3/26/91	Texas Tech	11-10	Lubbock, Texas

# 2008 OPPONENTS

2/15/96	Texas Tech	7-3	Tempe, Ariz.
4/22/97	Texas Tech	9-3	Lubbock, Texas
4/23/97	Texas Tech	13-6	Lubbock, Texas
4/23/97	Texas Tech	8-6	Lubbock, Texas
4/21/98	Texas Tech	6-5	Lincoln, Neb.
4/21/98	Nebraska	2-1	Lincoln, Neb.
4/22/98	Nebraska	8-3	Lincoln, Neb.
4/30/99	Texas Tech	10-2(5)	Lubbock, Texas
3/24/00	Nebraska	11-0	Lincoln, Neb.
3/25/00	Nebraska	7-6	Lincoln, Neb.
3/25/00	Texas Tech	7-5	Lincoln, Neb.
3/2/01	Nebraska	3-2	Lubbock, Texas
3/3/01	Nebraska	8-7	Lubbock, Texas
3/4/01	Nebraska	10-8	Lincoln, Neb.
3/22/02	Nebraska	3-1	Lincoln, Neb.
3/23/02	Nebraska	8-3	Lincoln, Neb.
3/24/02	Texas Tech	4-3	Lincoln, Neb.
5/23/02	Nebraska	12-8	Arlington, Texas
4/25/03	Texas Tech	16-9	Lubbock, Texas
4/26/03	Nebraska	6-3	Lubbock, Texas
4/27/03	Nebraska	8-4	Lubbock, Texas
4/9/04	Nebraska	3-1	Lincoln, Neb.
4/10/04	Texas Tech	10-7	Lincoln, Neb.
4/11/04	Texas Tech	10-3	Lincoln, Neb.
5/13/05	Nebraska	9-4	Lubbock, Texas
5/14/05	Nebraska	6-1	Lubbock, Texas
5/15/05	Texas Tech	7-6	Lubbock, Texas
5/25/05	Texas Tech	5-3	Oklahoma City, Okla.
5/27/05	Nebraska	2-1	Oklahoma City, Okla.
4/29/06	Nebraska	4-3	Lincoln, Neb.
4/29/06	Nebraska	14-4	Lincoln, Neb.
4/30/06	Nebraska	14-4	Lincoln, Neb.
5/25/06	Nebraska	6-4	Oklahoma City, Okla.
3/15/07	Texas Tech	7-6	Lubbock, Texas
3/16/07	Nebraska	13-1	Lubbock, Texas
3/17/07	Texas Tech	9-8	Lubbock, Texas

## SERIES NOTES

<b>Total Runs Scored:</b>	Tech 244, Nebraska 241
<b>TTU at home:</b>	11-10
<b>TTU on road:</b>	5-11
<b>TTU at neutral:</b>	1-2
<b>Last 10 games:</b>	NU, 6-4
<b>Hays vs. Nebraska:</b>	17-23
<b>Longest TTU win streak:</b>	Six games
<b>Longest TTU losing streak:</b>	Five games
<b>Last TTU win:</b>	3/17/07 (9-8)
<b>Last TTU loss:</b>	3/16/07 (13-1)
<b>Last TTU home win:</b>	5/29/07 (6-5)
<b>Last TTU home loss:</b>	3/16/07 (13-1)
<b>Last TTU road win:</b>	4/11/04 (10-3)
<b>Last TTU road loss:</b>	5/25/06 (6-4)
<b>Last TTU shutout win:</b>	3/24/00 (11-0)
<b>Highest scoring game:</b>	25 (W, 16-9, 4/25/03)
<b>Largest margin of victory:</b>	8 (10-2, 4/30/99)
<b>Largest margin of defeat:</b>	12 (13-1, 3/16/07)
<b>Most runs by TTU:</b>	16 (W, 19-6, 4/26/03)
<b>Most runs by Nebraska:</b>	13 (L, 13-1, 3/16/07)
<b>TTU in one-run games:</b>	6-6

## UNIVERSITY OF OKLAHOMA

Oklahoma Leads Texas Tech, 26-22-1

### SERIES HISTORY

3/23/76	Oklahoma	3-0	Norman, Okla.
3/23/76	Oklahoma	7-0	Norman, Okla.
4/19/82	Oklahoma	3-2	Norman, Okla.
2/22/91	Texas Tech	10-0	Diablo Classic
2/24/91	Oklahoma	7-3	Diablo Classic
4/1/94	Texas Tech	6-3	Norman, Okla.
4/2/94	Oklahoma	10-8	Norman, Okla.
2/25/95	Texas Tech	5-4	Lubbock, Texas
2/26/95	Oklahoma	16-4	Lubbock, Texas
4/26/97	Oklahoma	5-4	Norman, Okla.
4/27/97	Texas Tech	6-1	Norman, Okla.
4/27/97	Texas Tech	18-6	Norman, Okla.
5/16/97	Oklahoma	5-3	Oklahoma City, Okla.
5/18/97	Oklahoma	19-17	Norman, Okla.
4/24/98	Oklahoma	15-1	Lubbock, Texas
4/25/98	Texas Tech	15-11	Lubbock, Texas
4/26/98	Texas Tech	11-8	Lubbock, Texas
5/14/98	Texas Tech	5-1	Oklahoma City, Okla.
5/17/98	Texas Tech	4-3	Oklahoma City, Okla.
4/9/99	Texas Tech	11-10	Norman, Okla.
4/10/99	Texas Tech	8-3	Norman, Okla.
4/11/99	Texas Tech	3-1	Norman, Okla.
4/28/00	Oklahoma	7-4	Lubbock, Texas
4/29/00	Texas Tech	8-7	Lubbock, Texas
4/30/00	Texas Tech	15-14	Lubbock, Texas
4/20/01	Texas Tech	9-3	Norman, Okla.
4/21/01	Oklahoma	6-5	Norman, Okla.

4/22/01	Tie	7-7	Norman, Okla.
5/16/01	Texas Tech	17-5	Oklahoma City, Okla.
5/18/01	Oklahoma	4-3	Oklahoma City, Okla.
4/27/02	Texas Tech	9-3	Lubbock, Texas
4/27/02	Texas Tech	9-4	Lubbock, Texas
4/28/02	Texas Tech	10-5	Lubbock, Texas
5/2/03	Oklahoma	4-1	Norman, Okla.
5/3/03	Oklahoma	6-1	Norman, Okla.
5/4/03	Oklahoma	5-4	Norman, Okla.
4/23/04	Oklahoma	10-4	Lubbock, Texas
4/24/04	Texas Tech	14-4	Lubbock, Texas
4/25/04	Texas Tech	6-5	Lubbock, Texas
5/27/04	Oklahoma	3-1	Arlington, Texas
5/20/05	Oklahoma	6-3	Norman, Okla.
5/21/05	Oklahoma	3-1	Norman, Okla.
5/22/05	Oklahoma	14-11	Norman, Okla.
4/21/06	Oklahoma	5-2	Lubbock, Texas
4/22/06	Oklahoma	6-5	Lubbock, Texas
4/23/06	Oklahoma	8-2	Lubbock, Texas
5/18/07	Oklahoma	6-5	Norman, Okla.
5/19/07	Oklahoma	8-7	Norman, Okla.
5/20/07	Texas Tech	15-5	Norman, Okla.

## SERIES NOTES

<b>Total Runs Scored:</b>	Tech 331, OU 311
<b>TTU at home:</b>	10-7
<b>TTU on road:</b>	8-15-1
<b>TTU at neutral:</b>	4-4
<b>Last 10 games:</b>	OU, 9-1
<b>Hays vs. OU:</b>	22-23-1
<b>Longest TTU win streak:</b>	7 games
<b>Longest TTU losing streak:</b>	9 games
<b>Last TTU win:</b>	5/20/07 (15-5)
<b>Last TTU loss:</b>	5/19/07 (8-7)
<b>Last TTU home win:</b>	4/25/04 (6-5)
<b>Last TTU home loss:</b>	4/23/06 (8-2)
<b>Last TTU road win:</b>	5/20/07 (15-5)
<b>Last TTU road loss:</b>	5/19/07 (8-7)
<b>Last TTU shutout win:</b>	2/22/91 (10-0)
<b>Last TTU shutout loss:</b>	3/23/76 (7-0)
<b>Highest scoring game:</b>	36 (L, 5/18/97, 19-17)
<b>Largest margin of victory:</b>	12, twice
<b>Largest margin of defeat:</b>	12 (2/26/95, 16-4)
<b>Most runs by TTU:</b>	17, twice
<b>Most runs by OU:</b>	19 (5/18/97, 19-17)
<b>TTU in one-run games:</b>	6-7

## OKLAHOMA STATE UNIVERSITY

Oklahoma State leads, 24-19

### SERIES HISTORY

3/4/83	Texas Tech	6-4	Lubbock, Texas
3/4/83	Texas Tech	8-7	Lubbock, Texas
3/5/83	OSU	15-4	Lubbock, Texas
3/14/84	Texas Tech	5-4	Stillwater, Okla.
3/14/84	OSU	11-0	Stillwater, Okla.
3/15/84	OSU	3-2	Stillwater, Okla.
3/14/86	OSU	18-4	Stillwater, Okla.
3/4/87	OSU	13-6	Stillwater, Okla.
3/5/87	OSU	14-6	Stillwater, Okla.
3/28/97	OSU	6-4	Lubbock, Texas
3/29/97	Texas Tech	12-10	Lubbock, Texas
3/30/97	Texas Tech	7-6	Lubbock, Texas
5/17/97	Texas Tech	7-6	Oklahoma City, Okla.
3/17/98	Texas Tech	13-12	Stillwater, Okla.
3/28/98	Texas Tech	10-6	Stillwater, Okla.
3/29/98	OSU	10-6	Stillwater, Okla.
5/14/99	Texas Tech	4-3	Lubbock, Texas
5/15/99	OSU	12-3	Lubbock, Texas
5/16/99	OSU	12-11	Lubbock, Texas
5/12/00	OSU	2-0	Stillwater, Okla.
5/13/00	OSU	5-0	Stillwater, Okla.
5/14/00	Texas Tech	7-3	Stillwater, Okla.
3/23/01	Texas Tech	2-0	Lubbock, Texas
3/24/01	Texas Tech	10-2	Lubbock, Texas
3/25/01	OSU	2-1	Lubbock, Texas
3/15/02	Texas Tech	9-7	Stillwater, Okla.
3/16/02	Texas Tech	8-3	Stillwater, Okla.
3/17/02	OSU	7-3	Stillwater, Okla.
5/16/03	OSU	11-7	Lubbock, Texas
5/17/03	Texas Tech	8-2	Lubbock, Texas
5/18/03	OSU	4-3	Lubbock, Texas
5/14/04	OSU	14-2	Stillwater, Okla.
5/15/04	Texas Tech	6-2	Stillwater, Okla.
5/16/04	Texas Tech	11-8	Stillwater, Okla.
4/8/05	Oklahoma State	6-4	Lubbock, Texas
4/9/05	Texas Tech	12-8	Lubbock, Texas
4/10/05	Texas Tech	10-9	Lubbock, Texas
5/19/06	Oklahoma State	6-4	Stillwater, Okla.
5/20/06	Oklahoma State	5-3	Stillwater, Okla.
5/21/06	Oklahoma State	7-3	Stillwater, Okla.

# 2008 OPPONENTS



5/11/07	Oklahoma State	13-5	Lubbock, Texas
5/12/07	Oklahoma State	7-0	Lubbock, Texas
5/13/07	Oklahoma State	10-0	Lubbock, Texas

## SERIES NOTES

<b>Total Runs Scored:</b>	Tech 244, OSU 307
<b>TTU at home:</b>	10-11
<b>TTU on road:</b>	8-13
<b>TTU at neutral:</b>	1-0
<b>Last 10 games:</b>	OSU, 7-3
<b>Hays vs. OSU:</b>	16-21
<b>Longest TTU win streak:</b>	5 games
<b>Longest TTU losing streak:</b>	6 games
<b>Last TTU win:</b>	4/10/05 (10-9)
<b>Last TTU loss:</b>	5/21/06 (7-3)
<b>Last TTU home win:</b>	4/10/05 (10-9)
<b>Last TTU home loss:</b>	5/13/07 (10-0)
<b>Last TTU road win:</b>	5/16/04 (11-8)
<b>Last TTU road loss:</b>	5/21/06 (7-3)
<b>Last TTU shutout win:</b>	3/23/01 (2-0)
<b>Last TTU shutout loss:</b>	5/13/07 (10-0)
<b>Highest scoring game:</b>	25 (W, 3/27/98, 13-12)
<b>Largest margin of victory:</b>	8 (3/24/01, 10-2)
<b>Largest margin of defeat:</b>	12, twice
<b>Most runs by TTU:</b>	13 (W, 3/27/98, 13-12)
<b>Most runs by OSU:</b>	18 (L, 4/13/86, 18-4)
<b>TTU in one-run games:</b>	7-4

## UNIVERSITY OF TEXAS



Texas Leads Texas Tech, 93-32

### SERIES HISTORY

3/22/68	Texas	7-5	Lubbock, Texas
3/22/68	Texas	7-2	Lubbock, Texas
3/23/68	Texas	2-1	Lubbock, Texas
4/25/69	Texas Tech	2-1	Austin, Texas
4/25/69	Texas	12-1	Austin, Texas
4/26/69	Texas	6-2	Austin, Texas
4/4/70	Texas	4-0	Lubbock, Texas
4/4/70	Texas	6-3	Lubbock, Texas
3/19/71	Texas	1-0 (13)	Austin, Texas
3/19/71	Texas	9-3	Austin, Texas
3/20/71	Texas Tech	6-4	Austin, Texas
3/31/72	Texas	5-3	Lubbock, Texas
3/31/72	Texas Tech	5-4	Lubbock, Texas
4/1/72	Texas	12-10	Lubbock, Texas
4/6/73	Texas	6-2	Austin, Texas
4/6/73	Texas	9-0	Austin, Texas
3/15/74	Texas Tech	5-3	Lubbock, Texas
3/15/74	Texas	5-0	Lubbock, Texas
3/16/74	Texas	16-0	Lubbock, Texas
3/14/75	Texas	7-1	Austin, Texas
3/15/75	Texas	7-1	Austin, Texas
3/15/75	Texas	14-1	Austin, Texas
4/30/76	Texas Tech	4-3	Lubbock, Texas
5/1/76	Texas	14-5	Lubbock, Texas
5/1/76	Texas	14-3	Lubbock, Texas
2/25/77	Texas	9-3	Austin, Texas
2/26/77	Texas	6-5	Austin, Texas
2/26/77	Texas	11-0	Austin, Texas
4/28/78	Texas	14-4	Lubbock, Texas
4/29/78	Texas	5-0	Lubbock, Texas
4/29/78	Texas Tech	8-7	Lubbock, Texas
4/27/79	Texas	4-1	Austin, Texas
4/28/79	Texas	3-1	Austin, Texas
4/28/79	Texas	5-1	Austin, Texas
3/28/80	Texas	14-1	Lubbock, Texas
3/29/80	Texas Tech	3-2	Lubbock, Texas
3/29/80	Texas	9-4	Lubbock, Texas
3/17/80	Texas	9-2	College Station, Texas
3/13/81	Texas	17-3	Lubbock, Texas
3/13/81	Texas	5-1	Lubbock, Texas
3/13/81	Texas	7-6	Lubbock, Texas
4/30/82	Texas	9-7	Lubbock, Texas
4/22/83	Texas	12-3	Austin, Texas
4/23/83	Texas	9-1	Austin, Texas
4/23/83	Texas	8-2	Austin, Texas
4/28/84	Texas	7-3	Lubbock, Texas
4/28/84	Texas	8-2	Lubbock, Texas
4/29/84	Texas Tech	8-5	Lubbock, Texas
4/19/85	Texas	9-2	Austin, Texas
4/20/85	Texas	16-15	Austin, Texas
4/20/85	Texas	8-2	Austin, Texas
4/18/86	Texas	16-5	Lubbock, Texas
4/19/86	Texas	6-3	Lubbock, Texas
4/20/86	Texas	11-2	Lubbock, Texas
4/10/87	Texas	11-1	Austin, Texas
4/11/87	Texas	11-0	Austin, Texas
4/11/87	Texas	8-3	Austin, Texas
4/15/88	Texas	13-12	Lubbock, Texas
4/16/88	Texas	2-1	Lubbock, Texas

4/16/88	Texas	11-9	Lubbock, Texas
4/7/89	Texas	8-2	Austin, Texas
4/8/89	Texas	13-3	Austin, Texas
4/8/89	Texas	4-1	Austin, Texas
4/7/90	Texas	6-2	Lubbock, Texas
4/8/90	Texas	7-2	Lubbock, Texas
4/8/90	Texas	15-6	Lubbock, Texas
4/12/91	Texas	14-4	Austin, Texas
4/13/91	Texas	1-0	Austin, Texas
4/13/91	Texas Tech	1-0	Austin, Texas
2/7/92	Texas	2-1	Austin, Texas
2/8/92	Texas	9-4	Austin, Texas
2/9/92	Texas	5-4	Austin, Texas
4/23/92	Texas	6-4	Lubbock, Texas
4/24/92	Texas	10-9	Lubbock, Texas
4/25/92	Texas	8-1	Lubbock, Texas
4/23/93	Texas	4-2	Lubbock, Texas
4/24/93	Texas Tech	13-6	Lubbock, Texas
4/25/93	Texas Tech	5-4(10)	Lubbock, Texas
4/29/94	Texas Tech	6-0	Austin, Texas
4/30/94	Texas	9-6	Austin, Texas
5/1/94	Texas Tech	4-2	Austin, Texas
5/14/94	Texas	2-1	Austin, Texas
5/15/94	Texas	4-3(12)	Austin, Texas
3/16/95	Texas Tech	4-3	Houston, Texas
4/14/95	Texas Tech	26-17	Lubbock, Texas
4/15/95	Texas	10-7	Lubbock, Texas
4/15/95	Texas Tech	11-10	Lubbock, Texas
5/18/95	Texas Tech	9-3	College Station, Texas
3/14/86	Texas	9-5	Houston, Texas
4/12/96	Texas	7-4	Austin, Texas
4/13/96	Texas	3-2	Austin, Texas
4/13/96	Texas	3-2	Austin, Texas
5/18/96	Texas	8-7	Lubbock, Texas
3/7/97	Texas	7-6	Austin, Texas
3/8/97	Texas Tech	5-4	Austin, Texas
3/9/97	Texas Tech	10-6	Austin, Texas
3/6/98	Texas Tech	6-3	Lubbock, Texas
3/7/98	Texas Tech	17-6	Lubbock, Texas
4/16/99	Texas	5-4	Austin, Texas
4/17/99	Texas Tech	7-2	Austin, Texas
4/18/99	Texas Tech	13-12	Austin, Texas
5/19/99	Texas	7-3	Oklahoma City, Okla.
4/14/00	Texas	3-1	Lubbock, Texas
4/15/00	Texas Tech	11-9	Lubbock, Texas
4/16/00	Texas Tech	6-4	Lubbock, Texas
5/17/00	Texas	8-4	Oklahoma City, Okla.
5/19/00	Texas Tech	4-3	Oklahoma City, Okla.
3/9/01	Texas	9-8 (10)	Austin, Texas
3/10/01	Texas Tech	6-5 (10)	Austin, Texas
3/11/01	Texas Tech	4-3	Austin, Texas
3/8/02	Texas Tech	10-5	Lubbock, Texas
3/9/02	Texas	6-3	Lubbock, Texas
3/10/02	Texas Tech	9-0	Lubbock, Texas
3/28/03	Texas	5-4	Austin, Texas
3/29/03	Texas	11-5	Austin, Texas
3/30/03	Texas Tech	5-2	Austin, Texas
4/3/04	Texas	4-0	Lubbock, Texas
4/3/04	Texas	10-0	Lubbock, Texas
3/24/05	Texas	7-3	Austin, Texas
3/25/05	Texas	8-7	Austin, Texas
3/17/06	Texas	4-3	Lubbock, Texas
3/18/06	Texas Tech	2-1	Lubbock, Texas
4/13/07	Texas	7-2	Lubbock, Texas
4/14/07	Texas	10-1	Lubbock, Texas
4/15/07	Texas	4-2	Lubbock, Texas

## SERIES NOTES

<b>Total Runs Scored:</b>	Tech 537, UT 865
<b>TTU at home:</b>	17-41
<b>TTU on road:</b>	12-48
<b>TTU at neutral:</b>	3-4
<b>Last 10 games:</b>	UT, 8-2
<b>Hays vs. UT:</b>	24-52
<b>Longest TTU win streak:</b>	4 games
<b>Longest TTU losing streak:</b>	20 games
<b>Last TTU win:</b>	3/18/06 (2-1)
<b>Last TTU loss:</b>	4/15/07 (4-2)
<b>Last TTU home win:</b>	3/18/06 (2-1)
<b>Last TTU home loss:</b>	3/17/06 (4-3)
<b>Last TTU road win:</b>	3/30/03 (5-2)
<b>Last TTU road loss:</b>	4/15/07 (4-2)
<b>Last TTU shutout win:</b>	3/10/02 (9-0)
<b>Last TTU shutout loss:</b>	4/3/04 (10-0)
<b>Highest scoring game:</b>	43 (W, 4/19/95, 26-17)
<b>Largest margin of victory:</b>	11, twice
<b>Largest margin of defeat:</b>	16 (3/16/74)
<b>Most runs by TTU:</b>	26 (W, 4/19/95, 26-17)
<b>Most runs by UT:</b>	17, twice
<b>TTU in one-run games:</b>	12-24



# 2008 OPPONENTS

## TEXAS A&M UNIVERSITY

Texas A&M Leads Texas Tech, 84-52



### SERIES HISTORY

5/6/29	Texas A&M	9-5	College Station, Texas
5/7/29	Texas A&M	9-7	College Station, Texas
4/22/58	Texas Tech	3-2	College Station, Texas
4/27/59	Texas A&M	11-4	College Station, Texas
3/24/60	Texas A&M	19-8	College Station, Texas
4/6/64	Texas A&M	12-2	College Station, Texas
1965	Texas A&M	13-1	Lubbock, Texas
4/3/67	Texas A&M	10-1	College Station, Texas
4/4/67	Texas Tech	6-4	College Station, Texas
4/19/68	Texas Tech	13-11	Lubbock, Texas
4/19/68	Texas A&M	17-6	Lubbock, Texas
4/20/68	Texas A&M	21-6	Lubbock, Texas
4/12/69	Texas Tech	1-0	College Station, Texas
4/18/70	Texas A&M	3-0	Lubbock, Texas
4/18/70	Texas A&M	6-4	Lubbock, Texas
4/16/71	Texas A&M	3-2	College Station, Texas
4/16/71	Texas A&M	1-0	College Station, Texas
4/17/71	Texas A&M	12-7	College Station, Texas
4/14/72	Texas Tech	10-6	Lubbock, Texas
4/14/72	Texas A&M	21-3	Lubbock, Texas
4/15/72	Texas A&M	9-6	Lubbock, Texas
3/16/73	Texas A&M	11-4	College Station, Texas
3/16/73	Texas Tech	6-2	College Station, Texas
3/17/73	Texas Tech	4-3	College Station, Texas
4/12/74	Texas Tech	15-13	Lubbock, Texas
4/12/74	Texas Tech	4-1	Lubbock, Texas
4/13/74	Texas A&M	5-3	Lubbock, Texas
4/11/75	Texas A&M	4-0	Lubbock, Texas
4/11/75	Texas A&M	1-0	Lubbock, Texas
4/12/75	Texas Tech	7-4	Lubbock, Texas
3/4/77	Texas A&M	5-3	Lubbock, Texas
3/5/77	Texas Tech	7-6	Lubbock, Texas
3/5/77	Texas Tech	6-5	Lubbock, Texas
4/21/78	Texas A&M	4-2	College Station, Texas
4/22/78	Texas A&M	5-0	College Station, Texas
4/22/78	Texas A&M	2-1	College Station, Texas
4/20/79	Texas A&M	9-0	Lubbock, Texas
4/21/79	Texas Tech	6-5	Lubbock, Texas
4/21/79	Texas Tech	3-2	Lubbock, Texas
3/21/80	Texas A&M	10-7	College Station, Texas
3/22/80	Texas A&M	3-0	College Station, Texas
3/22/80	Texas A&M	5-4	College Station, Texas
1980	Texas Tech	8-5	College Station, Texas
4/17/81	Texas A&M	6-5	Lubbock, Texas
4/18/81	Texas A&M	4-2	Lubbock, Texas
4/18/81	Texas Tech	7-6	Lubbock, Texas
4/16/82	Texas A&M	14-1	College Station, Texas
4/17/82	Texas A&M	1-0	College Station, Texas
4/17/82	Texas A&M	5-3	College Station, Texas
4/9/83	Texas Tech	8-5	Lubbock, Texas
4/10/83	Texas Tech	10-9	Lubbock, Texas
4/10/83	Texas Tech	11-10	Lubbock, Texas
4/13/84	Texas A&M	13-3	College Station, Texas
4/13/84	Texas A&M	11-6	College Station, Texas
4/14/84	Texas A&M	9-8	College Station, Texas
4/4/85	Texas A&M	16-4	Lubbock, Texas
4/5/85	Texas A&M	21-9	Lubbock, Texas
4/5/85	Texas A&M	28-5	Lubbock, Texas
4/4/86	Texas A&M	17-7	College Station, Texas
4/5/86	Texas A&M	10-4	College Station, Texas
4/5/86	Texas A&M	12-2	College Station, Texas
3/27/87	Texas A&M	17-7	Lubbock, Texas
3/28/87	Texas A&M	10-2	Lubbock, Texas
3/28/87	Texas A&M	23-6	Lubbock, Texas
4/1/88	Texas A&M	11-3	College Station, Texas
4/2/88	Texas A&M	10-0	College Station, Texas
4/2/88	Texas A&M	5-3	College Station, Texas
3/24/89	Texas A&M	27-2	Lubbock, Texas
3/25/89	Texas A&M	15-1	Lubbock, Texas
3/25/89	Texas A&M	11-4	Lubbock, Texas
3/23/90	Texas A&M	11-0	College Station, Texas
3/24/90	Texas A&M	9-0	College Station, Texas
3/24/90	Texas A&M	3-1	College Station, Texas
3/29/91	Texas A&M	4-1	Lubbock, Texas
3/30/91	Texas Tech	4-3	Lubbock, Texas
3/30/91	Texas Tech	10-9	Lubbock, Texas
3/13/92	Texas A&M	2-1	College Station, Texas
3/14/92	Texas A&M	7-2	College Station, Texas
3/14/92	Texas A&M	2-1	College Station, Texas
4/4/92	Texas A&M	1-0	Lubbock, Texas
4/4/92	Texas Tech	1-0	Lubbock, Texas
4/5/92	Texas Tech	3-1	Lubbock, Texas
4/9/93	Texas A&M	6-1	College Station, Texas
4/10/93	Texas A&M	11-4	College Station, Texas
4/10/93	Texas A&M	4-3	College Station, Texas
5/14/93	Texas A&M	10-8	Austin, Texas

4/15/94	Texas A&M	8-5(10)	Lubbock, Texas
4/16/94	Texas Tech	9-5	Lubbock, Texas
4/16/94	Texas Tech	6-5	Lubbock, Texas
4/21/95	Texas A&M	6-4	College Station, Texas
4/22/95	Texas Tech	13-6	College Station, Texas
4/22/95	Texas Tech	4-0	College Station, Texas
4/23/95	Texas A&M	9-8(10)	College Station, Texas
4/19/95	Texas Tech	6-5	College Station, Texas
5/20/95	Texas A&M	9-4	College Station, Texas
5/21/95	Texas Tech	8-6	College Station, Texas
3/29/96	Texas Tech	26-9	Lubbock, Texas
3/30/96	Texas Tech	7-5	Lubbock, Texas
3/30/96	Texas Tech	10-7	Lubbock, Texas
3/31/96	Texas Tech	12-1	Lubbock, Texas
5/9/97	Texas Tech	12-9	Lubbock, Texas
5/10/97	Texas A&M	5-3	Lubbock, Texas
5/11/97	Texas A&M	13-11	Lubbock, Texas
5/16/97	Texas Tech	9-6	Oklahoma City, Okla.
2/27/98	Texas A&M	5-4	College Station, Texas
2/28/98	Texas Tech	6-5(10)	College Station, Texas
3/1/98	Texas A&M	11-2	College Station, Texas
5/16/98	Texas A&M	11-7	Oklahoma City, Okla.
5/17/98	Texas Tech	14-7	Oklahoma City, Okla.
3/14/99	Texas Tech	5-4	Lubbock, Texas
3/14/99	Texas Tech	9-1	Lubbock, Texas
3/10/00	Texas Tech	8-5	College Station, Texas
3/11/00	Texas A&M	2-1	College Station, Texas
3/12/00	Texas A&M	16-4	College Station, Texas
5/18/00	Texas Tech	8-6	Oklahoma City, Okla.
4/13/01	Texas Tech	17-7	Lubbock, Texas
4/14/01	Texas Tech	4-1	Lubbock, Texas
4/15/01	Texas Tech	7-4	Lubbock, Texas
5/17/01	Texas Tech	8-6	Oklahoma City, Okla.
3/1/02	Texas A&M	7-6	College Station, Texas
3/1/02	Texas A&M	8-6	College Station, Texas
3/3/02	Texas A&M	4-1	College Station, Texas
3/21/03	Texas Tech	5-4	Lubbock, Texas
3/22/03	Texas A&M	10-5	Lubbock, Texas
3/23/03	Texas Tech	6-4	Lubbock, Texas
3/26/04	Texas A&M	5-2	College Station, Texas
3/27/04	Texas A&M	4-1	College Station, Texas
3/28/04	Texas Tech	14-5	College Station, Texas
3/18/05	Texas Tech	13-1	Lubbock, Texas
3/19/05	Texas Tech	1-0	Lubbock, Texas
3/20/05	Texas A&M	7-5	Lubbock, Texas
3/24/06	Texas Tech	11-5	College Station, Texas
3/25/06	Texas A&M	5-1	College Station, Texas
3/26/06	Texas A&M	5-4	College Station, Texas
4/5/07	Texas A&M	7-4	Lubbock, Texas
4/6/07	Texas Tech	8-3	Lubbock, Texas

### SERIES NOTES

Total Runs Scored:	Texas Tech 704, A&M 984
TTU at home:	34-31
TTU on road:	15-50
TTU at neutral:	3-2
Last 10 games:	5-5
Hays vs. TAMU:	32-42
Longest TTU win streak:	6 games
Longest TTU losing streak:	22 games
Last TTU win:	4/6/07 (8-3)
Last TTU loss:	4/5/07 (7-4)
Last TTU home win:	4/6/07 (8-3)
Last TTU home loss:	4/5/07 (7-4)
Last TTU road win:	3/24/06 (11-5)
Last TTU road loss:	3/26/06 (5-4)
Last TTU shutout win:	3/19/05 (1-0)
Last TTU shutout loss:	4/4/92 (1-0)
Highest scoring game:	35 (W, 3/29/96, 26-9)
Largest margin of victory:	17 (3/29/96, 26-9)
Largest margin of defeat:	25 (3/24/89, 27-2)
Most runs by TTU:	26 (W, 3/29/96, 26-9)
Most runs by TAMU:	28 (L, 4/5/85, 28-5)
TTU in one-run games:	19-14

# 2008 OPPONENTS



## NON-CONFERENCE OPPONENTS

**Abilene Christian University**  
**Tech Leads Abilene Christian, 26-16**  
**SERIES HISTORY**

1926	.....Texas Tech	5-3
5/2/27	.....Abilene Christian	13-12
5/3/27	.....Texas Tech	7-3
3/28/58	.....Abilene Christian	21-1
5/29/58	.....Abilene Christian	7-1
4/25/58	.....Texas Tech	13-6
5/9/58	.....Abilene Christian	15-3
3/28/62	.....Texas Tech	2-1
3/28/62	.....Abilene Christian	2-0
4/24/62	.....Abilene Christian	2-1(10)
4/24/62	.....Texas Tech	7-1
3/25/63	.....Abilene Christian	1-0
4/16/63	.....Abilene Christian	7-6
4/16/63	.....Texas Tech	7-4
3/13/64	.....Abilene Christian	2-1
3/13/64	.....Texas Tech	3-2
4/21/64	.....Texas Tech	15-5
4/21/64	.....Texas Tech	15-1
1965	.....Texas Tech	11-1
1965	.....Abilene Christian	10-3
4/30/66	.....Abilene Christian	1-0
4/30/66	.....Abilene Christian	3-2
5/7/66	.....Texas Tech	7-2
5/7/66	.....Texas Tech	6-5
4/29/67	.....Abilene Christian	1-0
4/29/67	.....Texas Tech	19-1
5/6/67	.....Abilene Christian	4-2
5/6/67	.....Abilene Christian	5-0
4/26/68	.....Texas Tech	4-3
4/27/68	.....Texas Tech	3-1
3/24/75	.....Texas Tech	4-2
3/24/75	.....Texas Tech	4-1
4/22/75	.....Texas Tech	9-5
4/22/75	.....Texas Tech	11-0
4/6/76	.....Texas Tech	5-2
4/6/76	.....Texas Tech	16-1
4/20/76	.....Abilene Christian	4-3
4/20/76	.....Texas Tech	10-0
4/20/93	.....Texas Tech	4-2
4/20/93	.....Texas Tech	13-5
4/14/98	.....Texas Tech	17-12
4/20/04	.....Texas Tech	19-9

**Angelo State University**  
**Texas Tech Leads Angelo State, 1-0**  
**SERIES HISTORY**

4/6/05	.....Texas Tech	11-6
--------	-----------------	------

**University of Akron**  
**Texas Tech Leads Akron, 1-0**  
**SERIES HISTORY**

5/24/96	.....Texas Tech	7-2
---------	-----------------	-----

**University of Arizona**  
**Arizona Leads Texas Tech, 10-4**  
**SERIES HISTORY**

3/6/72	.....Texas Tech	5-2
3/6/72	.....Arizona	25-4
3/7/72	.....Arizona	5-4
3/7/72	.....Arizona	7-3
3/8/72	.....Arizona	3-2
3/8/72	.....Arizona	4-3
2/26/73	.....Arizona	5-0
2/27/73	.....Arizona	8-2
2/28/73	.....Texas Tech	3-1
2/15/74	.....Arizona	10-0
2/16/74	.....Arizona	10-0
2/16/74	.....Arizona	12-1
3/17/93	.....Texas Tech	4-0
3/20/93	.....Texas Tech	11-8

**Arizona State University**  
**Arizona State Leads Texas Tech, 14-4**  
**SERIES HISTORY**

2/9/89	.....Arizona State	5-3
2/10/89	.....Arizona State	7-1
2/11/89	.....Arizona State	9-8
2/27/90	.....Arizona State	5-4
2/28/90	.....Arizona State	8-6

3/5/91	.....Arizona State	18-12
3/6/91	.....Arizona State	6-5
2/1/92	.....Arizona State	4-3
2/2/92	.....Arizona State	3-1
2/3/95	.....Arizona State	6-3
2/4/95	.....Texas Tech	10-2
2/5/95	.....Arizona State	5-2
2/17/96	.....Texas Tech	4-2
2/18/96	.....Arizona State	17-16
5/25/01	.....Arizona State	12-3
5/26/01	.....Texas Tech	9-8
2/28/06	.....Arizona State	13-5
4/17/06	.....Texas Tech	7-2

**University of Arkansas**  
**Arkansas Leads Texas Tech, 39-14**  
**SERIES HISTORY**

4/19/74	.....Arkansas	9-3
4/19/74	.....Arkansas	15-6
4/20/74	.....Arkansas	7-6
4/18/75	.....Texas Tech	14-5
4/18/75	.....Texas Tech	13-11
4/19/75	.....Arkansas	6-4
3/19/76	.....Arkansas	5-4
3/20/76	.....Arkansas	3-1
3/20/76	.....Arkansas	10-2
4/7/78	.....Arkansas	6-1
4/8/78	.....Arkansas	13-2
4/8/78	.....Arkansas	2-1
4/6/79	.....Texas Tech	9-8
4/7/79	.....Arkansas	12-9
4/7/79	.....Arkansas	6-2
3/7/80	.....Arkansas	2-1
3/8/80	.....Texas Tech	5-3
3/8/80	.....Arkansas	9-2
1980	.....Arkansas	6-5
4/24/81	.....Arkansas	13-4
4/25/81	.....Arkansas	8-5
4/25/81	.....Texas Tech	7-5
4/28/82	.....Arkansas	7-6
4/24/82	.....Texas Tech	4-3
4/24/82	.....Texas Tech	11-8
4/16/83	.....Arkansas	7-1
4/16/83	.....Texas Tech	8-7
1/17/83	.....Texas Tech	10-9
4/21/84	.....Texas Tech	8-6
4/21/84	.....Texas Tech	9-8
4/22/84	.....Arkansas	9-7
4/12/85	.....Arkansas	14-4
4/13/85	.....Arkansas	14-11
4/13/85	.....Arkansas	22-5
4/11/86	.....Arkansas	20-3
4/12/86	.....Arkansas	9-4
4/12/86	.....Arkansas	8-3
4/3/87	.....Arkansas	2-0
4/4/87	.....Arkansas	8-6
4/4/87	.....Arkansas	9-0
4/8/88	.....Arkansas	7-6
4/9/88	.....Texas Tech	11-8
4/9/88	.....Arkansas	5-4
3/31/89	.....Arkansas	12-10
4/1/89	.....Arkansas	3-2
4/1/89	.....Arkansas	6-5
3/31/90	.....Arkansas	6-5
3/31/90	.....Arkansas	7-6
4/1/90	.....Arkansas	12-4
4/5/91	.....Texas Tech	4-1
4/6/91	.....Arkansas	18-10
4/6/91	.....Arkansas	6-2
5/28/95	.....Texas Tech	14-10

**Biola University**  
**Biola Leads Texas Tech, 1-0**  
**SERIES HISTORY**

2/15/88	.....Biola	11-5
---------	------------	------

**Brigham Young University (BYU)**  
**Texas Tech Leads BYU, 3-1**  
**SERIES HISTORY**

2/19/98	.....BYU	4-1
1/25/02	.....Texas Tech	8-6
1/25/02	.....Texas Tech	6-5
1/26/02	.....Texas Tech	10-2

**University of California-Irvine**  
**Texas Tech Leads UC-Irvine, 1-0**  
**SERIES HISTORY**

3/12/05	.....Texas Tech	14-10
---------	-----------------	-------

**University of California Los Angeles (UCLA)**  
**Texas Tech Leads UCLA, 1-0**  
**SERIES HISTORY**

2/20/99	.....Texas Tech	13-5
---------	-----------------	------

**University of California at Riverside**  
**Texas Tech Leads UC-Riverside, 1-0**  
**SERIES HISTORY**

2/15/01	.....Texas Tech	17-6
---------	-----------------	------

**California State University-Fullerton**  
**Texas Tech Ties Cal-State Fullerton, 1-1**  
**SERIES HISTORY**

5/27/01	.....Texas Tech	11-5
5/27/01	.....Cal-St. Fullerton	11-5

**California State University-Fresno (Fresno State)**  
**Fresno State Leads Texas Tech, 3-1**  
**SERIES HISTORY**

3/16/93	.....Fresno State	4-2
5/23/96	.....Fresno State	12-5
5/23/96	.....Fresno State	12-5
5/25/96	.....Texas Tech	13-2

**California State University Northridge**  
**Tech Leads Cal-State Northridge, 4-2**  
**SERIES HISTORY**

2/10/01	.....Cal-St. Northridge	9-3
2/10/01	.....Texas Tech	3-2
2/11/01	.....Texas Tech	9-2
3/2/07	.....Texas Tech	5-0
3/3/07	.....Cal-St. Northridge	8-3
3/4/07	.....Texas Tech	10-5

**Cameron University**  
**Texas Tech Leads Cameron, 11-1**  
**SERIES HISTORY**

2/9/90	.....Texas Tech	10-6
2/9/90	.....Texas Tech	12-0
2/10/90	.....Texas Tech	15-8
2/18/91	.....Texas Tech	5-3
4/17/92	.....Texas Tech	5-1
4/17/92	.....Cameron	7-3
4/18/92	.....Texas Tech	14-2
4/18/92	.....Texas Tech	11-3
2/19/93	.....Texas Tech	27-0
2/19/93	.....Texas Tech	17-2
2/20/93	.....Texas Tech	13-3
2/20/93	.....Texas Tech	23-0

**Campbell University**  
**Texas Tech Leads Campbell, 3-0**  
**SERIES HISTORY**

2/5/04	.....Texas Tech	18-1
2/6/04	.....Texas Tech	19-4
2/7/04	.....Texas Tech	9-4
3/2/06	.....Campbell	7-5
3/3/06	.....Texas Tech	5-3
3/4/06	.....Texas Tech	6-4

**Clarendon College**  
**Texas Tech Leads Clarendon, 2-1**  
**SERIES HISTORY**

1926	.....Clarendon	10-4
1926	.....Texas Tech	23-12
1926	.....Texas Tech	9-0

**Clemson University**  
**Series Is Tied, 2-2**  
**SERIES HISTORY**

3/18/93	.....Clemson	5-0
3/19/04	.....Clemson	7-3
3/20/04	.....Texas Tech	13-10
3/21/04	.....Texas Tech	5-3

# 2008 OPPONENTS

## College of Idaho

Texas Tech Leads Idaho, 1-0

### SERIES HISTORY

2/16/88 ..... Texas Tech ..... 10-3

## College of the Southwest

Texas Tech Leads CSW, 25-3

### SERIES HISTORY

3/10/87 ..... Texas Tech ..... 18-3  
 3/10/87 ..... Texas Tech ..... 5-2  
 3/24/87 ..... Texas Tech ..... 5-3  
 3/24/87 ..... Texas Tech ..... 8-2  
 3/31/87 ..... Texas Tech ..... 5-3  
 3/31/87 ..... Texas Tech ..... 8-2  
 4/12/88 ..... CSW ..... 3-1  
 4/12/88 ..... Texas Tech ..... 9-1  
 4/26/88 ..... Texas Tech ..... 9-2  
 4/26/88 ..... Texas Tech ..... 6-3  
 3/28/89 ..... Texas Tech ..... 5-4  
 4/25/89 ..... Texas Tech ..... 6-2  
 4/25/89 ..... Texas Tech ..... 13-6  
 3/20/90 ..... CSW ..... 7-4  
 3/20/90 ..... Texas Tech ..... 11-0  
 4/16/01 ..... Texas Tech ..... 2-1  
 4/16/91 ..... Texas Tech ..... 5-4  
 4/5/93 ..... Texas Tech ..... 16-2  
 4/5/93 ..... Texas Tech ..... 18-2  
 2/21/95 ..... Texas Tech ..... 17-0  
 4/21/96 ..... Texas Tech ..... 26-0  
 4/22/96 ..... Texas Tech ..... 16-4  
 3/18/97 ..... Texas Tech ..... 12-1  
 3/25/97 ..... Texas Tech ..... 31-3  
 4/27/97 ..... Texas Tech ..... 14-7  
 4/19/99 ..... CSW ..... 7-4  
 4/27/05 ..... Texas Tech ..... 11-4  
 4/23/07 ..... Texas Tech ..... 9-3

## University of Colorado

Colorado Leads Texas Tech, 6-0

### SERIES HISTORY

4/5/55 ..... Colorado ..... 12-6  
 4/6/55 ..... Colorado ..... 15-7  
 3/21/59 ..... Colorado ..... 4-0  
 3/21/59 ..... Colorado ..... 9-1  
 3/31/61 ..... Colorado ..... 18-6  
 3/31/61 ..... Colorado ..... 12-7

## Colorado State University

Texas Tech Ties Colorado State, 1-1

### SERIES HISTORY

3/25/77 ..... Colorado St ..... 9-6  
 3/26/77 ..... Texas Tech ..... 12-1

## Dallas Baptist University

Texas Tech Leads Dallas Baptist, 5-3

### SERIES HISTORY

5/12/04 ..... Dallas Baptist ..... 4-3  
 2/22/05 ..... Texas Tech ..... 7-0  
 5/5/05 ..... Texas Tech ..... 6-2  
 5/6/05 ..... Dallas Baptist ..... 9-3  
 5/7/05 ..... Dallas Baptist ..... 26-16  
 2/23/06 ..... Texas Tech ..... 13-5  
 2/16/07 ..... Texas Tech ..... 21-1  
 5/1/07 ..... Texas Tech ..... 15-6

## Daniel Baker College

Daniel Baker Leads Texas Tech, 6-2-1

### SERIES HISTORY

1926 ..... Tie. 3-3(11)  
 5/10/27 ..... Daniel Baker ..... 13-1  
 5/11/27 ..... Daniel Baker ..... 8-6  
 5/12/27 ..... Daniel Baker ..... 6-1  
 4/16/29 ..... Texas Tech ..... 7-4  
 4/17/29 ..... Texas Tech ..... 6-0  
 4/18/29 ..... Daniel Baker ..... 21-11  
 5/17/29 ..... Daniel Baker ..... 5-1  
 5/18/29 ..... Daniel Baker ..... 5-2

## University of Denver

Texas Tech Leads Denver, 3-0

### SERIES HISTORY

3/20/62 ..... Texas Tech ..... 6-3

3/30/62 ..... Texas Tech ..... 8-6

2/21/62 ..... Texas Tech ..... 7-3

## Eastern Michigan

Texas Tech Leads Eastern Michigan, 6-0

### SERIES HISTORY

2/23/96 ..... Texas Tech ..... 11-1  
 2/26/96 ..... Texas Tech ..... 11-8  
 2/29/96 ..... Texas Tech ..... 9-4  
 3/1/96 ..... Texas Tech ..... 24-2  
 3/2/96 ..... Texas Tech ..... 5-3  
 3/3/96 ..... Texas Tech ..... 28-8

## Eastern New Mexico

Texas Tech Leads E. New Mexico, 26-3

### SERIES HISTORY

4/2/62 ..... Texas Tech ..... 2-1  
 4/2/62 ..... Texas Tech ..... 2-0  
 4/12/62 ..... ENMU ..... 3-2  
 4/12/62 ..... Texas Tech ..... 4-3  
 4/20/63 ..... Texas Tech ..... 10-6  
 4/20/63 ..... Texas Tech ..... 11-7  
 5/4/63 ..... ENMU ..... 9-7  
 5/4/63 ..... Texas Tech ..... 8-3  
 3/23/64 ..... Texas Tech ..... 16-2  
 3/23/64 ..... Texas Tech ..... 16-0  
 4/17/64 ..... ENMU ..... 7-0  
 4/17/64 ..... Texas Tech ..... 14-4  
 5/2/67 ..... Texas Tech ..... 6-4  
 5/2/67 ..... Texas Tech ..... 2-1  
 5/9/67 ..... Texas Tech ..... 5-3  
 5/9/67 ..... Texas Tech ..... 4-3  
 3/30/93 ..... Texas Tech ..... 8-0  
 3/30/93 ..... Texas Tech ..... 11-2  
 4/27/93 ..... Texas Tech ..... 4-1  
 4/27/93 ..... Texas Tech ..... 9-3  
 2/22/94 ..... Texas Tech ..... 5-0  
 2/22/94 ..... Texas Tech ..... 10-4  
 2/17/97 ..... Texas Tech ..... 9-4  
 2/18/97 ..... Texas Tech ..... 17-2  
 3/24/98 ..... Texas Tech ..... 6-5(13)  
 4/27/99 ..... Texas Tech ..... 11-4  
 3/13/01 ..... Texas Tech ..... 7-2  
 4/8/03 ..... Texas Tech ..... 12-1  
 2/20/06 ..... Texas Tech ..... 16-0

## Grand Canyon

Texas Tech Leads Grand Canyon, 18-10

### SERIES HISTORY

2/18/74 ..... Grand Canyon ..... 17-0  
 2/19/74 ..... Texas Tech ..... 2-0  
 2/20/74 ..... Grand Canyon ..... 4-0  
 2/21/74 ..... Grand Canyon ..... 9-3  
 4/24/84 ..... Texas Tech ..... 9-8  
 3/3/91 ..... Texas Tech ..... 10-4  
 3/4/91 ..... Texas Tech ..... 4-3  
 1/30/92 ..... Texas Tech ..... 15-8  
 1/31/92 ..... Grand Canyon ..... 11-5  
 3/11/93 ..... Grand Canyon ..... 5-4  
 3/12/93 ..... Texas Tech ..... 5-1  
 3/13/93 ..... Grand Canyon ..... 4-1  
 4/16/93 ..... Grand Canyon ..... 2-1(10)  
 4/17/93 ..... Texas Tech ..... 7-6  
 4/18/93 ..... Texas Tech ..... 10-6  
 2/10/94 ..... Grand Canyon ..... 7-1  
 2/11/94 ..... Grand Canyon ..... 6-4  
 2/12/94 ..... Grand Canyon ..... 6-4  
 2/6/95 ..... Texas Tech ..... 15-8  
 2/7/95 ..... Texas Tech ..... 4-1  
 3/23/95 ..... Texas Tech ..... 10-1  
 3/24/95 ..... Texas Tech ..... 6-2  
 3/25/95 ..... Texas Tech ..... 9-8  
 2/19/96 ..... Texas Tech ..... 6-3  
 2/20/96 ..... Texas Tech ..... 12-8  
 4/15/97 ..... Texas Tech ..... 20-8  
 4/16/97 ..... Texas Tech ..... 21-3  
 2/18/98 ..... Texas Tech ..... 7-1

## Greenville College

Texas Tech Leads Greenville, 2-0

### SERIES HISTORY

3/31/81 ..... Texas Tech ..... 5-0  
 3/31/81 ..... Texas Tech ..... 11-5

## Georgia Tech University

Georgia Tech Leads Texas Tech, 2-1

### SERIES HISTORY

2/11/96 ..... Texas Tech ..... 8-4  
 6/5/04 ..... Georgia Tech ..... 9-3  
 6/6/04 ..... Georgia Tech ..... 5-3

## Hardin Simmons University

Texas Tech Leads Hardin Simmons, 73-29

### SERIES HISTORY

4/18/27 ..... Hardin Simmons ..... 5-4  
 4/19/27 ..... Hardin Simmons ..... 2-1  
 4/27/56 ..... Hardin Simmons ..... 6-4  
 4/28/56 ..... Texas Tech ..... 11-6  
 5/4/56 ..... Texas Tech ..... 4-2  
 5/5/56 ..... Texas Tech ..... 11-4  
 3/22/57 ..... Texas Tech ..... 11-2  
 3/29/57 ..... Texas Tech ..... 8-1  
 3/30/57 ..... Hardin Simmons ..... 10-9  
 3/21/58 ..... Hardin Simmons ..... 14-6  
 3/22/58 ..... Texas Tech ..... 11-2  
 4/28/58 ..... Texas Tech ..... 7-3  
 4/29/58 ..... Texas Tech ..... 5-4  
 3/1/69 ..... Texas Tech ..... 6-5  
 2/28/70 ..... Texas Tech ..... 15-10(10)  
 2/27/71 ..... Texas Tech ..... 8-6  
 3/16/71 ..... Texas Tech ..... 7-1  
 3/16/71 ..... Texas Tech ..... 4-1  
 2/26/72 ..... Texas Tech ..... 9-1  
 2/26/72 ..... Texas Tech ..... 2-0  
 3/21/72 ..... Texas Tech ..... 5-0  
 2/26/72 ..... Texas Tech ..... 9-1  
 2/26/72 ..... Texas Tech ..... 2-0  
 3/21/72 ..... Texas Tech ..... 5-0  
 3/21/72 ..... Texas Tech ..... 14-3  
 2/21/75 ..... Hardin Simmons ..... 6-0  
 2/22/75 ..... Texas Tech ..... 7-1  
 2/20/76 ..... Texas Tech ..... 9-4  
 2/20/76 ..... Texas Tech ..... 13-4  
 2/21/76 ..... Hardin Simmons ..... 5-0  
 2/21/76 ..... Texas Tech ..... 7-2  
 3/26/76 ..... Hardin Simmons ..... 11-3  
 3/26/76 ..... Texas Tech ..... 7-3  
 3/27/76 ..... Texas Tech ..... n/a  
 3/27/76 ..... Texas Tech ..... h/a  
 2/18/77 ..... Hardin Simmons ..... 2-0  
 2/18/77 ..... Texas Tech ..... 12-4  
 2/19/77 ..... Hardin Simmons ..... 8-0  
 2/19/77 ..... Hardin Simmons ..... 2-1  
 3/1/77 ..... Hardin Simmons ..... 9-3  
 3/1/77 ..... Texas Tech ..... 11-5  
 4/12/77 ..... Hardin Simmons ..... 2-1  
 4/12/77 ..... Texas Tech ..... 13-7  
 2/17/78 ..... Texas Tech ..... 6-5  
 3/26/78 ..... Texas Tech ..... 13-7  
 2/18/78 ..... Hardin Simmons ..... 5-0  
 2/18/78 ..... Texas Tech ..... 8-5  
 3/14/78 ..... Hardin Simmons ..... 3-1  
 3/14/78 ..... Hardin Simmons ..... 3-2  
 2/19/79 ..... Texas Tech ..... 5-1  
 2/19/79 ..... Texas Tech ..... 7-5  
 2/27/79 ..... Hardin Simmons ..... 5-4  
 2-27-79 ..... Texas Tech ..... 11-5  
 2/22/80 ..... Hardin Simmons ..... 2-1  
 2/22/80 ..... Texas Tech ..... 18-5  
 2/23/80 ..... Texas Tech ..... 11-2  
 2/23/80 ..... Texas Tech ..... 4-0  
 3/24/80 ..... Hardin Simmons ..... 3-1  
 3/24/80 ..... Texas Tech ..... 19-5  
 3/15/82 ..... Texas Tech ..... 10-6  
 3/15/82 ..... Texas Tech ..... 12-9  
 2/18/83 ..... Hardin Simmons ..... 11-9  
 2/19/83 ..... Texas Tech ..... 12-6  
 2/17/84 ..... Texas Tech ..... 19-11  
 2/18/84 ..... Texas Tech ..... 5-0  
 2/18/84 ..... Texas Tech ..... 6-3  
 3/27/84 ..... Texas Tech ..... 5-4  
 4/3/84 ..... Texas Tech ..... 15-2  
 4/3/84 ..... Texas Tech ..... 8-6  
 2/22/85 ..... Hardin Simmons ..... 8-7  
 4/2/85 ..... Texas Tech ..... 3-1  
 4/9/85 ..... Hardin Simmons ..... 8-4  
 4/9/85 ..... Texas Tech ..... 10-2

# 2008 OPPONENTS



2/14/86	.....Texas Tech	.....8-5
2/14/86	.....Texas Tech	.....13-3
2/15/86	.....Texas Tech	.....13-3
2/15/86	.....Hardin Simmons	.....5-4
4/8/86	.....Hardin Simmons	.....6-4
4/8/86	.....Texas Tech	.....12-1
2/13/87	.....Texas Tech	.....10-8
2/13/87	.....Texas Tech	.....14-7
2/14/87	.....Texas Tech	.....8-0
2/14/87	.....Hardin Simmons	.....5-4
4/14/87	.....Texas Tech	.....24-17
4/14/87	.....Texas Tech	.....23-10
4/21/87	.....Texas Tech	.....8-5
4/21/87	.....Hardin Simmons	.....8-6
3/29/88	.....Texas Tech	.....8-4
3/30/88	.....Texas Tech	.....3-2
4/18/88	.....Hardin Simmons	.....10-6
4/19/88	.....Texas Tech	.....9-6
2/21/89	.....Texas Tech	.....6-5
2/21/89	.....Texas Tech	.....4-1
2/18/89	.....Hardin Simmons	.....6-5
4/18/89	.....Hardin Simmons	.....9-2
3/6/90	.....Texas Tech	.....17-2
3/6/90	.....Texas Tech	.....10-3
4/10/90	.....Texas Tech	.....5-1
4/10/90	.....Texas Tech	.....4-3
4/9/91	.....Texas Tech	.....4-0
4/9/91	.....Texas Tech	.....9-1
4/23/91	.....Texas Tech	.....8-3
4/23/91	.....Texas Tech	.....7-4
4/13/05	.....Texas Tech	.....10-6
4/10/07	.....Texas Tech	.....17-6

## Harvard University

### Texas Tech Leads Harvard, 2-0

3/6/04	.....Texas Tech	.....18-6
3/6/04	.....Texas Tech	.....30-8

## University of Houston

### Houston Leads Texas Tech, 41-37

#### SERIES HISTORY

4/20/73	.....Houston	.....8-5
4/20/73	.....Houston	.....6-5
3/29/74	.....Houston	.....11-3
3/29/74	.....Texas Tech	.....5-4
3/30/74	.....Houston	.....12-6
3/28/75	.....Houston	.....5-2
3/28/75	.....Houston	.....5-4
3/29/75	.....Houston	.....6-0
3/13/76	.....Houston	.....1-0
3/13/76	.....Houston	.....5-4
3/11/77	.....Texas Tech	.....13-9
3/12/77	.....Texas Tech	.....9-4
3/12/77	.....Houston	.....7-5
4/14/78	.....Houston	.....7-2
4/15/78	.....Texas Tech	.....2-1
4/15/78	.....Houston	.....12-10
4/13/79	.....Houston	.....11-1
4/14/79	.....Houston	.....7-2
4/14/79	.....Houston	.....6-1
3/14/80	.....Texas Tech	.....6-5
3/15/80	.....Houston	.....8-3
3/15/80	.....Houston	.....14-11
4/10/81	.....Houston	.....6-5
4/11/81	.....Houston	.....7-5
4/11/81	.....Houston	.....7-6
4/9/82	.....Texas Tech	.....6-3
4/10/82	.....Texas Tech	.....8-7
4/10/82	.....Houston	.....14-5
4/1/83	.....Texas Tech	.....9-6
4/2/83	.....Texas Tech	.....21-4
4/2/83	.....Houston	.....8-2
4/7/84	.....Texas Tech	.....13-10
4/7/84	.....Texas Tech	.....8-6
4/8/84	.....Texas Tech	.....10-5
3/29/85	.....Houston	.....8-2
3/30/85	.....Houston	.....13-7
3/30/85	.....Houston	.....20-3
3/28/86	.....Houston	.....12-6
3/29/86	.....Texas Tech	.....10-9
3/29/86	.....Texas Tech	.....14-8
3/20/87	.....Texas Tech	.....8-5
3/21/87	.....Houston	.....3-2

3/21/87	.....Texas Tech	.....9-8
3/25/88	.....Texas Tech	.....10-3
3/26/88	.....Houston	.....5-3
3/26/88	.....Texas Tech	.....4-1
5/5/89	.....Texas Tech	.....6-4
5/6/89	.....Houston	.....7-3
5/6/89	.....Houston	.....9-5
3/16/90	.....Houston	.....10-7
3/17/90	.....Texas Tech	.....7-2
3/22/91	.....Houston	.....6-2
3/23/91	.....Texas Tech	.....4-1
3/23/91	.....Houston	.....1-0
3/20/92	.....Texas Tech	.....9-8
3/21/92	.....Houston	.....7-1
3/21/92	.....Texas Tech	.....10-9
5/15/92	.....Houston	.....6-1
4/12/93	.....Texas Tech	.....13-2
4/13/93	.....Houston	.....3-1
4/13/93	.....Texas Tech	.....4-3
4/8/94	.....Texas Tech	.....11-3
4/9/94	.....Texas Tech	.....11-1
4/9/94	.....Texas Tech	.....11-3
3/17/95	.....Texas Tech	.....9-7
4/17/95	.....Houston	.....7-6
4/18/95	.....Texas Tech	.....6-5
4/18/95	.....Texas Tech	.....15-9
3/15/96	.....Texas Tech	.....14-5
4/26/96	.....Texas Tech	.....11-1
4/27/96	.....Houston	.....5-1
4/27/96	.....Texas Tech	.....9-2
5/15/96	.....Texas Tech	.....11-5
2/4/01	.....Houston	.....11-5
2/15/02	.....Houston	.....3-0
2/14/04	.....Texas Tech	.....12-7
3/23/04	.....Texas Tech	.....12-11
2/12/06	.....Houston	.....5-1

## Howard Payne University

### Texas Tech Leads Howard Payne, 18-0

#### SERIES HISTORY

3/13/91	.....Texas Tech	.....12-4
3/13/91	.....Texas Tech	.....13-2
1/24/92	.....Texas Tech	.....14-1
1/25/92	.....Texas Tech	.....7-0
1/25/92	.....Texas Tech	.....12-0
2/12/93	.....Texas Tech	.....6-0
2/12/93	.....Texas Tech	.....4-3
2/13/93	.....Texas Tech	.....7-1
2/13/93	.....Texas Tech	.....12-6
2/18/94	.....Texas Tech	.....5-0
2/18/94	.....Texas Tech	.....10-5
2/19/94	.....Texas Tech	.....25-2
2/19/94	.....Texas Tech	.....10-6
3/24/97	.....Texas Tech	.....24-7
2/24/98	.....Texas Tech	.....6-1
2/20/01	.....Texas Tech	.....5-4
4/2/02	.....Texas Tech	.....7-3
4/7/04	.....Texas Tech	.....17-5

## Howard University

### Texas Tech Leads Howard, 6-0

#### SERIES HISTORY

2/5/99	.....Texas Tech	.....19-1
2/6/99	.....Texas Tech	.....16-5
2/6/99	.....Texas Tech	.....19-3
2/7/99	.....Texas Tech	.....27-2
1/26/01	.....Texas Tech	.....21-0
1/26/01	.....Texas Tech	.....25-0

## University of Illinois

### Texas Tech Leads Illinois, 1-0

#### SERIES HISTORY

3/12/04	.....Texas Tech	.....4-1
---------	-----------------	----------

## Iowa State University

### Texas Tech Leads Iowa State, 13-2

#### SERIES HISTORY

3/15/97	.....Texas Tech	.....14-0
3/15/97	.....Texas Tech	.....7-0
3/16/97	.....Texas Tech	.....6-4
4/17/98	.....Texas Tech	.....12-2
4/18/98	.....Iowa State	.....10-7
4/19/98	.....Texas Tech	.....12-1

4/2/99	.....Texas Tech	.....8-7
4/3/99	.....Texas Tech	.....16-3(7)
4/4/99	.....Texas Tech	.....12-2
4/8/00	.....Texas Tech	.....6-5
4/9/00	.....Iowa State	.....6-3
4/9/00	.....Texas Tech	.....5-3
4/7/01	.....Texas Tech	.....12-2
4/7/01	.....Texas Tech	.....9-3
4/8/01	.....Texas Tech	.....5-2

## Lamar University

### Texas Tech Leads Lamar, 1-0

2/26/05	.....Texas Tech	.....5-3
---------	-----------------	----------

## Lewis and Clark University

### Lewis and Clark Leads Texas Tech, 2-0

#### SERIES HISTORY

3/4/86	.....Lewis and Clark	.....13-7
3/6/86	.....Lewis and Clark	.....16-10

## Lindenwood College

### Texas Tech Leads Lindenwood, 1-0

#### SERIES HISTORY

3/14/98	.....Texas Tech	.....19-0
---------	-----------------	-----------

## Long Beach State University

### Texas Tech Ties Long Beach State, 3-3

#### SERIES HISTORY

2/13/98	.....Texas Tech	.....5-3
2/14/98	.....Texas Tech	.....12-6
2/15/98	.....Texas Tech	.....5-4(10)
2/18/00	.....Long Beach State	.....7-6
2/19/00	.....Long Beach State	.....3-0
2/20/00	.....Long Beach State	.....8-0

## University of Louisiana - Lafayette

### Louisiana-Lafayette Leads Tech, 1-0

#### SERIES HISTORY

2/8/02	.....Louisiana-Lafayette	.....4-3
--------	--------------------------	----------

## University of Louisiana - Monroe

### Texas Tech Leads Monroe, 2-0

#### SERIES HISTORY

4/6/27	.....Texas Tech	.....15-8
2/3/06	.....Texas Tech	.....21-5
2/4/06	.....Texas Tech	.....15-4
2/5/06	.....Texas Tech	.....11-10

## Loyola-Marymount University

### Loyola-Marymount Leads Texas Tech, 4-0

#### SERIES HISTORY

2/12/88	.....Loyola-Marymount	.....13-8
2/13/88	.....Loyola-Marymount	.....10-5
2/14/88	.....Loyola-Marymount	.....6-0
2/15/99	.....Loyola-Marymount	.....6-3

## Lubbock Christian University

### LCU Leads Texas Tech, 18-15

#### SERIES HISTORY

3/30/71	.....LCU	.....9-8
3/30/71	.....Texas Tech	.....10-4
4/11/72	.....Texas Tech	.....7-2
4/11/72	.....Texas Tech	.....4-2
3/2/80	.....Texas Tech	.....8-5
3/2/80	.....Texas Tech	.....6-3
3/3/80	.....LCU	.....4-0
3/3/80	.....Texas Tech	.....12-5
3/5/81	.....Texas Tech	.....9-5
3/5/81	.....Texas Tech	.....14-7
3/9/81	.....LCU	.....9-5
3/9/81	.....LCU	.....6-5
3/10/81	.....Texas Tech	.....14-0
3/10/81	.....Texas Tech	.....9-3
3/14/82	.....Texas Tech	.....7-5
3/1/83	.....LCU	.....12-10
3/2/80	.....LCU	.....16-10
3/22/83	.....LCU	.....10-5
3/23/83	.....LCU	.....9-2
4/26/83	.....LCU	.....8-1
4/27/83	.....LCU	.....8-3
2/21/84	.....LCU	.....18-16
3/2/84	.....Texas Tech	.....7-3
3/7/84	.....LCU	.....14-10

# 2008 OPPONENTS

2/26/85	..... LCU	.....14-4
3/9/85	..... Texas Tech	.....16-4
3/19/85	..... LCU	.....9-1
4/16/85	..... LCU	.....7-6
4/17/85	..... LCU	.....6-2
3/8/86	..... Texas Tech	.....9-6
4/22/86	..... LCU	.....10-7
4/14/92	..... LCU	.....8-3
4/13/93	..... Texas Tech	.....8-2

**Mankato State University**  
**Texas Tech Leads Mankato State, 2-0**  
**SERIES HISTORY**

3/20/94	..... Texas Tech	.....18-4
3/22/94	..... Texas Tech	.....19-3

**McMurry University**  
**Texas Tech Leads McMurry, 6-2**  
**SERIES HISTORY**

1926	..... Texas Tech	.....4-2
1926	..... Texas Tech	.....5-3
4/14/26	..... Texas Tech	.....+3-0
1926	..... Texas Tech	.....9-4
4/20/27	..... McMurry	.....7-5
1928	..... Texas Tech	.....5-4
1928	..... McMurry	.....25-20
1928	..... Texas Tech	.....7-4

**University of Miami**  
**Miami Leads Texas Tech, 1-0**  
**SERIES HISTORY**

5/23/98	..... Miami	.....13-0
---------	-------------	-----------

**Miami (Ohio) University**  
**Texas Tech Leads Miami, Ohio, 5-0**  
**SERIES HISTORY**

3/17/94	..... Texas Tech	.....19-0
3/18/94	..... Texas Tech	.....2-1
3/10/95	..... Texas Tech	.....4-2
3/11/95	..... Texas Tech	.....8-1
3/12/95	..... Texas Tech	.....17-10

**Midwestern State University**  
**Texas Tech Leads Midwestern, 11-3**  
**SERIES HISTORY**

4/3/59	..... Midwestern	.....4-3
4/4/59	..... Texas Tech	.....14-3
5/1/59	..... Texas Tech	.....19-4
5/2/59	..... Texas Tech	.....19-3
3/16/76	..... Midwestern	.....6-5
3/16/76	..... Texas Tech	.....9-0
3/16/82	..... Texas Tech	.....2-1
3/16/82	..... Texas Tech	.....5-4
3/17/82	..... Texas Tech	.....6-2
3/17/82	..... Texas Tech	.....7-1
3/12/83	..... Texas Tech	.....11-0
3/12/83	..... Texas Tech	.....10-7
3/13/83	..... Texas Tech	.....8-6
3/13/83	..... Midwestern	.....11-5

**Mississippi State University**  
**Texas Tech Leads Mississippi State, 2-0**  
**SERIES HISTORY**

6/4/04	..... Texas Tech	.....10-6
6/5/04	..... Texas Tech	.....14-7

**Missouri Southern State College**  
**Tech Leads Missouri Southern, 11-1**  
**SERIES HISTORY**

3/10/85	..... Texas Tech	.....16-6
3/11/85	..... Missouri Southern	.....10-9
3/11/85	..... Texas Tech	.....11-7
3/16/86	..... Texas Tech	.....8-3
3/17/86	..... Texas Tech	.....3-2
3/12/88	..... Texas Tech	.....13-3
3/12/88	..... Texas Tech	.....13-6
3/13/88	..... Texas Tech	.....9-2
3/14/88	..... Texas Tech	.....14-2
3/14/88	..... Texas Tech	.....12-2
3/15/88	..... Texas Tech	.....11-4
3/15/88	..... Texas Tech	.....8-3

**University of Nebraska-Kearney**  
**Tech Leads Nebraska-Kearney, 20-0**  
**SERIES HISTORY**

3/11/84	..... Texas Tech	.....9-2
3/11/84	..... Texas Tech	.....7-6
3/13/84	..... Texas Tech	.....7-4
8/24/86	..... Texas Tech	.....16-4
3/27/86	..... Texas Tech	.....15-9
3/6/89	..... Texas Tech	.....16-3
3/6/89	..... Texas Tech	.....13-1
3/7/81	..... Texas Tech	.....3-0
3/7/89	..... Texas Tech	.....19-
3/18/91	..... Texas Tech	.....9-2
3/19/91	..... Texas Tech	.....13-1
3/19/91	..... Texas Tech	.....19-0
3/20/91	..... Texas Tech	.....12-6
3/24/92	..... Texas Tech	.....12-2
3/22/93	..... Texas Tech	.....10-3
3/23/93	..... Texas Tech	.....6-5
3/23/93	..... Texas Tech	.....18-4
3/24/93	..... Texas Tech	.....17-8
3/21/94	..... Texas Tech	.....6-1
3/23/94	..... Texas Tech	.....18-4

**University of Nebraska-Omaha**  
**Nebraska-Omaha Leads Texas Tech, 1-0**  
**SERIES HISTORY**

3/26/75	..... UN-Omaha	.....n/a
---------	----------------	----------

**University of Nevada-Las Vegas (UNLV)**  
**UNLV Leads Texas Tech, 4-2**  
**SERIES HISTORY**

3/2/86	..... UNLV	.....5-4
3/5/86	..... UNLV	.....15-14
3/6/06	..... Texas Tech	.....9-0
3/7/06	..... UNLV	.....16-11
3/6/07	..... Texas Tech	.....7-6
3/7/07	..... UNLV	.....5-4

**University of Nevada-Reno**  
**Texas Tech Leads Nevada-Reno, 1-0**  
**SERIES HISTORY**

2/21/98	..... Texas Tech	.....4-0
---------	------------------	----------

**University of New Mexico**  
**Texas Tech Leads New Mexico, 54-31-1**  
**SERIES HISTORY**

4/19/62	..... Texas Tech	.....6-3
4/20/62	..... Texas Tech	.....7-3
4/21/62	..... New Mexico	.....10-6
1965	..... New Mexico	.....13-5
1965	..... New Mexico	.....5-4
1965	..... New Mexico	.....11-4
3/4/66	..... Texas Tech	.....1-0
3/4/66	..... New Mexico	.....3-1
3/5/66	..... New Mexico	.....12-6
4/7/67	..... New Mexico	.....5-3
4/7/67	..... New Mexico	.....4-3
4/8/67	..... New Mexico	.....9-4
3/21/77	..... New Mexico	.....7-5
3/22/77	..... New Mexico	.....5-1
3/22/77	..... Texas Tech	.....2-0
3/23/77	..... New Mexico	.....8-3
3/24/77	..... New Mexico	.....7-5
2/13/81	..... Texas Tech	.....6-5
2/13/81	..... Texas Tech	.....6-0
2/14/81	..... New Mexico	.....13-8
2/25/83	..... Texas Tech	.....13-7
2/26/83	..... Texas Tech	.....11-3
2/26/83	..... New Mexico	.....3-2
2/27/83	..... Texas Tech	.....12-1
2/9/85	..... Texas Tech	.....13-11
2/9/85	..... New Mexico	.....18-3
2/10/85	..... New Mexico	.....7-6
2/6/87	..... Texas Tech	.....5-3
2/6/87	..... Texas Tech	.....17-4
2/7/87	..... New Mexico	.....9-8
2/6/88	..... New Mexico	.....10-4
2/6/88	..... Texas Tech	.....21-4
2/7/88	..... Tie	.....10-10
2/27/90	..... Texas Tech	.....15-6
2/3/90	..... Texas Tech	.....2-0

2/3/90	..... New Mexico	.....11-8
2/11/91	..... Texas Tech	.....10-9
2/12/91	..... Texas Tech	.....13-5
3/6/92	..... Texas Tech	.....4-0
3/7/92	..... New Mexico	.....1-0
3/8/92	..... Texas Tech	.....6-1
2/25/93	..... New Mexico	.....15-10
2/26/93	..... Texas Tech	.....12-5
2/27/93	..... New Mexico	.....12-0
2/25/94	..... Texas Tech	.....15-1
2/26/94	..... Texas Tech	.....8-4
2/26/94	..... Texas Tech	.....8-1
2/17/95	..... Texas Tech	.....8-1
2/18/95	..... Texas Tech	.....23-16
2/19/95	..... Texas Tech	.....9-8
2/22/96	..... Texas Tech	.....8-5
2/24/96	..... Texas Tech	.....12-2
2/25/96	..... Texas Tech	.....10-4
2/3/98	..... New Mexico	.....7-6
3/17/98	..... Texas Tech	.....11-7
3/17/98	..... Texas Tech	.....4-3
2/23/99	..... Texas Tech	.....12-5
3/2/99	..... Texas Tech	.....16-3
2/22/00	..... Texas Tech	.....14-11
2/29/00	..... Texas Tech	.....14-11
2/13/01	..... New Mexico	.....12-11
2/24/01	..... Texas Tech	.....9-6
2/25/01	..... Texas Tech	.....7-6
2/25/01	..... New Mexico	.....7-5
3/20/01	..... Texas Tech	.....11-9
2/2/02	..... Texas Tech	.....13-4
2/3/02	..... New Mexico	.....5-3
2/4/02	..... Texas Tech	.....21-8
4/16/02	..... Texas Tech	.....6-5
1/31/03	..... Texas Tech	.....4-2
2/1/03	..... Texas Tech	.....10-1
2/2/03	..... New Mexico	.....9-6
4/15/03	..... New Mexico	.....13-11
4/29/03	..... Texas Tech	.....11-8
3/16/04	..... New Mexico	.....4-1
4/27/04	..... Texas Tech	.....10-1
2/8/05	..... Texas Tech	.....18-6
4/26/05	..... Texas Tech	.....10-2
5/16/05	..... Texas Tech	.....14-6
2/14/06	..... Texas Tech	.....8-7
4/11/06	..... Texas Tech	.....14-7
4/25/06	..... Texas Tech	.....6-4
5/10/06	..... Texas Tech	.....15-4
2/6/07	..... New Mexico	.....15-13
2/27/07	..... Texas Tech	.....10-8
5/14/07	..... Texas Tech	.....9-8

**New Mexico Highlands University**  
**Tech Leads N.M. Highlands, 67-23-1**  
**SERIES HISTORY**

4/20/60	..... Texas Tech	.....4-2
4/20/60	..... N.M. Highlands	.....6-1
4/30/60	..... N.M. Highlands	.....5-4
4/30/60	..... Texas Tech	.....13-6
3/10/61	..... Texas Tech	.....3-2
3/10/61	..... Texas Tech	.....3-2(9)
3/11/61	..... Texas Tech	.....4-3(11)
4/3/61	..... Texas Tech	.....8-4
4/3/61	..... N.M. Highlands	.....8-3
4/4/61	..... N.M. Highlands	.....9-6
4/4/61	..... Texas Tech	.....13-7
3/9/62	..... Texas Tech	.....7-4
3/9/62	..... N.M. Highlands	.....5-1
3/10/62	..... Texas Tech	.....6-5
4/9/62	..... N.M. Highlands	.....8-7
4/9/62	..... Texas Tech	.....3-1
4/10/62	..... Texas Tech	.....4-1
4/6/63	..... Texas Tech	.....5-2
4/6/63	..... Texas Tech	.....3-0
4/26/63	..... N.M. Highlands	.....4-3
4/26/63	..... Texas Tech	.....4-3
4/27/63	..... Texas Tech	.....7-4
4/13/64	..... N.M. Highlands	.....4-0
4/13/64	..... N.M. Highlands	.....5-2
4/4/64	..... N.M. Highlands	.....3-2
4/4/64	..... N.M. Highlands	.....4-0
4/24/64	..... Texas Tech	.....4-1
4/24/64	..... Texas Tech	.....9-0

# 2008 OPPONENTS



4/25/64	N.M. Highlands	6-5
4/25/64	N.M. Highlands	7-3
1965	Texas Tech	6-5
1965	Texas Tech	6-2
1965	Texas Tech	6-3
1965	N.M. Highlands	6-0
1965	N.M. Highlands	7-5
1965	N.M. Highlands	11-9
3/3/67	N.M. Highlands	6-1
3/3/67	Texas Tech	7-6
3/4/67	Texas Tech	3-1
3/1/68	Texas Tech	7-3
3/2/68	N.M. Highlands	14-9
3/22/69	Texas Tech	14-9
3/22/69	Texas Tech	4-3
3/23/69	N.M. Highlands	11-6
3/20/70	N.M. Highlands	4-1
3/20/70	Tie	1-1(8)
3/26/71	Texas Tech	4-2
3/26/71	Texas Tech	7-1
3/27/71	Texas Tech	2-1
3/27/71	Texas Tech	5-4
3/17/72	Texas Tech	4-0
3/17/72	Texas Tech	3-1
3/18/72	Texas Tech	7-1
3/18/72	Texas Tech	9-1
3/9/73	Texas Tech	2-0
3/27/73	N.M. Highlands	7-4
3/27/73	N.M. Highlands	5-1
3/9/74	Texas Tech	8-0
3/10/74	N.M. Highlands	3-2
3/19/75	Texas Tech	6-4
3/19/75	Texas Tech	3-1
3/23/77	Texas Tech	16-5
3/24/77	Texas Tech	18-7
2/16/85	Texas Tech	12-1
2/16/85	Texas Tech	20-4
2/17/85	Texas Tech	2-1
2/17/85	Texas Tech	15-0
2/2/86	Texas Tech	3-2
2/21/86	Texas Tech	11-6
2/22/86	Texas Tech	7-4
2/22/86	Texas Tech	17-0
2/19/88	Texas Tech	7-6
2/19/88	Texas Tech	9-2
2/20/88	Texas Tech	17-7
2/20/88	Texas Tech	12-4
3/13/89	Texas Tech	8-3
3/13/89	Texas Tech	3-1
3/14/89	Texas Tech	12-2
3/14/89	Texas Tech	16-7
2/19/90	Texas Tech	6-2
2/19/90	Texas Tech	10-0
3/3/90	Texas Tech	7-1
3/3/90	Texas Tech	4-3
3/12/90	Texas Tech	6-5
2/15/91	Texas Tech	3-1
2/16/91	Texas Tech	12-1
3/16/92	Texas Tech	14-1
3/17/92	Texas Tech	17-0
3/17/92	Texas Tech	5-4
3/18/92	Texas Tech	21-5
4/8/98	Texas Tech	19-10

**New Mexico State University**  
**Texas Tech Leads New Mexico St., 37-13**  
**SERIES HISTORY**

3/31/65	Texas Tech	11-1
4/1/65	Texas Tech	9-5
2/26/84	Texas Tech	5-2
2/26/84	New Mexico St.	5-4
4/10/84	Texas Tech	14-11
4/10/84	Texas Tech	19-6
2/24/86	Texas Tech	13-5
2/25/86	Texas Tech	13-4
2/25/85	Texas Tech	18-6
2/26/88	Texas Tech	10-0
2/26/88	Texas Tech	7-6
2/27/88	Texas Tech	11-5
2/24/89	Texas Tech	8-2
2/25/89	Texas Tech	13-8
2/25/89	Texas Tech	12-11
2/26/89	Texas Tech	4-3

2/22/90	New Mexico St.	13-7
2/23/90	Texas Tech	14-8
2/24/90	New Mexico St.	4-3
2/25/90	New Mexico St.	26-9
4/27/90	New Mexico St.	8-0
4/27/90	Texas Tech	7-1
4/28/90	Texas Tech	7-6
4/29/90	New Mexico St.	6-3
2/8/91	Texas Tech	5-2
2/9/91	Texas Tech	20-3
2/10/91	Texas Tech	11-6
2/23/91	Texas Tech	6-3
2/14/94	Texas Tech	4-0
2/15/94	New Mexico St.	7-0
2/16/94	Texas Tech	5-0
3/3/94	New Mexico St.	8-4
3/4/94	Texas Tech	13-1
3/5/94	Texas Tech	8-1
2/28/97	Texas Tech	16-6
3/2/97	Texas Tech	6-5
3/2/97	Texas Tech	8-0
4/29/97	New Mexico St.	12-11
4/30/97	New Mexico St.	19-17
2/4/00	Texas Tech	17-6
2/5/00	New Mexico St.	23-17
2/6/00	Texas Tech	16-4
5/18/04	Texas Tech	20-3
2/27/05	Texas Tech	7-4
5/10/05	Texas Tech	8-4
5/17/05	Texas Tech	12-6
3/14/06	Texas Tech	8-4
4/4/06	New Mexico State	9-4
3/27/07	Texas Tech	10-3
5/18/07	New Mexico State	5-4

**New York Tech University**  
**Texas Tech Ties New York Tech, 1-1**  
**SERIES HISTORY**

3/17/94	Texas Tech	11-2
3/18/94	New York Tech	6-4

**University of North Carolina**  
**Texas Tech Leads North Carolina, 2-0**  
**SERIES HISTORY**

2/10/96	Texas Tech	12-4
5/21/98	Texas Tech	6-2

**Univ. of North Carolina - Asheville**  
**Texas Tech Leads UNCA, 3-0**  
**SERIES HISTORY**

3/9/06	Texas Tech	10-8
3/10/06	Texas Tech	8-7
3/11/06	Texas Tech	7-4

**University of North Texas**  
**Texas Tech Leads North Texas, 9-3**  
**SERIES HISTORY**

3/31/71	Texas Tech	13-8
3/31/78	Texas Tech	12-6
4/1/78	Texas Tech	18-2
4/1/78	Texas Tech	12-11
3/1/85	North Texas	6-3
3/2/85	Texas Tech	5-3
3/3/85	North Texas	1-0
3/18/86	Texas Tech	14-8
3/18/86	Texas Tech	8-4
3/19/86	Texas Tech	10-3
3/16/87	North Texas	5-0
3/16/87	Texas Tech	11-3

**University of Northern Illinois**  
**Texas Tech Leads Northern Illinois, 7-2**  
**SERIES HISTORY**

2/20/04	Texas Tech	10-9
2/21/04	Northern Illinois	7-5
2/22/04	Texas Tech	19-3
2/11/05	Texas Tech	13-7
2/12/05	Texas Tech	17-7
2/13/05	Texas Tech	12-7
2/23/07	Texas Tech	6-5
2/24/07	Northern Illinois	8-5
2/25/07	Texas Tech	4-1

**University of Northern Iowa**  
**Texas Tech Leads Northern Iowa, 5-2**  
**SERIES HISTORY**

2/28/03	Texas Tech	8-7
3/1/03	Texas Tech	7-6
3/1/03	Texas Tech	13-9
3/2/03	Northern Iowa	10-9
3/4/05	Northern Iowa	9-7
3/5/05	Texas Tech	6-5
3/6/06	Texas Tech	11-5

**Northwestern University**  
**Texas Tech Ties Northwestern, 2-2**  
**SERIES HISTORY**

2/16/96	Texas Tech	11-4
2/12/98	Northwestern	7-2
2/9/07	Northwestern	12-7
2/11/07	Texas Tech	4-3

**University of Notre Dame**  
**Notre Dame Leads Texas Tech, 1-0**  
**SERIES HISTORY**

3/13/04	Notre Dame	6-1
---------	------------	-----

**Ohio State University**  
**Texas Tech Leads Ohio State, 1-0**  
**SERIES HISTORY**

2/15/04	Texas Tech	9-4
---------	------------	-----

**Oklahoma City University**  
**Oklahoma City Leads Texas Tech, 4-1**  
**SERIES HISTORY**

3/22/76	Oklahoma City	3-2
3/22/76	Texas Tech	7-1
3/24/76	Oklahoma City	3-0
3/24/76	Oklahoma City	4-1
3/4/90	Oklahoma City	9-5

**Oral Roberts University**  
**Oral is tied, 7-7**  
**SERIES HISTORY**

4/4/78	Oral Roberts	8-3
4/4/78	Oral Roberts	3-1
3/4/80	Texas Tech	10-1
4/20/82	Oral Roberts	3-1
4/21/82	Oral Roberts	8-2
4/19/84	Oral Roberts	3-1
3/6/87	Oral Roberts	7-3
3/22/88	Oral Roberts	11-9
3/23/88	Texas Tech	9-8
3/16/89	Texas Tech	6-5
3/17/89	Texas Tech	5-4
3/1/93	Texas Tech	6-0
3/2/93	Texas Tech	4-3
2/25/06	Texas Tech	7-4

**Oregon State University**  
**Texas Tech Ties Oregon St., 1-1**  
**SERIES HISTORY**

2/19/99	Texas Tech	14-9
2/16/02	Oregon State	5-4

**Princeton University**  
**Texas Tech Leads Princeton, 1-0**  
**SERIES HISTORY**

5/27/00	Texas Tech	10-1
---------	------------	------

**Providence College**  
**Texas Tech Leads Providence, 1-0**  
**SERIES HISTORY**

5/27/95	Texas Tech	24-5
---------	------------	------

**Rice University**  
**Texas Tech Leads Rice, 56-52**  
**SERIES HISTORY**

4/23/58	Rice	10-1
4/28/59	Rice	13-3
3/25/60	Rice	4-0
3/29/68	Rice	2-0
3/29/68	Rice	8-2
3/30/68	Texas Tech	8-1
4/18/69	Texas Tech	6-4
4/18/69	Rice	3-0

# 2008 OPPONENTS

4/19/69	Texas Tech	8-5
3/26/70	Rice	7-0
3/26/70	Rice	6-4
3/27/70	Rice	2-1
4/7/71	Texas Tech	8-0
4/7/71	Texas Tech	8-7
4/8/71	Texas Tech	6-4
4/28/72	Rice	4-3
4/28/72	Rice	3-2
4/29/72	Rice	4-3
3/30/73	Texas Tech	3-1
3/30/73	Rice	3-2
3/31/73	Rice	4-2
3/22/74	Rice	4-3
3/22/74	Rice	4-3
3/23/74	Rice	4-3
3/2/75	Texas Tech	9-5
3/2/75	Texas Tech	29-7
3/22/75	Texas Tech	11-10
4/23/76	Rice	7-6
4/24/76	Texas Tech	13-5
4/24/76	Texas Tech	4-3
4/22/77	Texas Tech	5-0
4/23/77	Texas Tech	4-3
4/23/77	Texas Tech	4-3
3/3/78	Rice	2-1
3/4/78	Rice	2-1
3/4/78	Texas Tech	5-4
3/2/79	Rice	9-6
3/3/79	Rice	7-0
3/3/79	Texas Tech	15-7
4/4/80	Texas Tech	15-4
4/5/80	Texas Tech	8-4
4/5/80	Texas Tech	3-1
4/8/81	Texas Tech	6-5
4/4/81	Texas Tech	3-2
4/4/81	Texas Tech	9-3
4/2/82	Texas Tech	1-0
4/3/82	Rice	7-2
4/3/82	Rice	5-4
3/26/83	Rice	23-4
3/27/83	Texas Tech	4-3
3/27/83	Rice	7-2
3/31/84	Texas Tech	5-3
3/31/84	Rice	16-6
4/1/84	Rice	9-8
3/22/85	Rice	25-8
3/23/85	Texas Tech	2-1
3/23/85	Texas Tech	11-10
3/21/86	Texas Tech	8-3
3/22/86	Texas Tech	3-0
3/22/86	Texas Tech	3-2
3/13/87	Rice	6-4
3/14/87	Texas Tech	8-6
3/14/87	Rice	10-9
3/18/88	Rice	4-3
3/19/88	Texas Tech	2-1
3/19/88	Texas Tech	11-9
4/28/89	Texas Tech	15-5
4/29/89	Texas Tech	4-3
4/29/89	Texas Tech	12-9
5/11/90	Rice	5-4
5/12/90	Rice	5-1
5/12/90	Rice	3-0
3/15/91	Texas Tech	6-4
3/16/91	Texas Tech	4-1
3/16/91	Texas Tech	13-10
2/28/92	Texas Tech	6-3
2/29/92	Texas Tech	6-2
2/29/92	Texas Tech	13-5
3/27/92	Texas Tech	13-5
3/28/92	Texas Tech	3-2
3/28/92	Rice	5-3
3/26/93	Texas Tech	17-2
3/27/93	Texas Tech	5-4
3/27/93	Texas Tech	8-5
4/22/94	Texas Tech	10-2
4/23/94	Rice	12-2
4/23/94	Rice	7-4
5/12/94	Texas Tech	12-11
5/15/94	Texas Tech	2-1
3/18/95	Texas Tech	9-2
4/28/95	Rice	11-5

4/29/95	Texas Tech	15-3
4/29/95	Texas Tech	8-3
3/15/96	Texas Tech	14-8
4/5/96	Rice	6-5
4/16/96	Rice	10-5
4/6/96	Texas Tech	8-1
5/16/96	Rice	7-3
5/30/99	Rice	3-1
5/30/99	Rice	15-11
5/26/00	Rice	5-2
5/27/00	Rice	14-4
2/3/01	Rice	13-6
2/9/02	Rice	17-4
6/1/02	Rice	6-0
2/13/04	Rice	9-6
2/10/06	Rice	5-1
3/10/07	Rice	5-1

## Rutgers University

Texas Tech Leads Rutgers, 1-0  
**SERIES HISTORY**  
 5/28/99 ..... Texas Tech ..... 5-2

## St. Edward's University

Texas Tech Leads St. Edwards, 9-4  
**SERIES HISTORY**  
 5/9/29 ..... St. Edwards ..... 6-0  
 5/10/29 ..... St. Edwards ..... 3-2  
 3/9/77 ..... Texas Tech ..... 12-7  
 3/9/77 ..... St. Edwards ..... 3-2  
 3/25/86 ..... Texas Tech ..... 6-3  
 3/25/86 ..... St. Edwards ..... 12-4  
 3/26/86 ..... Texas Tech ..... 6-4  
 3/1/87 ..... Texas Tech ..... 5-3  
 3/1/87 ..... Texas Tech ..... 8-3  
 3/4/88 ..... Texas Tech ..... 10-3  
 3/5/88 ..... Texas Tech ..... 17-2  
 3/13/90 ..... Texas Tech ..... 14-2  
 3/13/90 ..... Texas Tech ..... 12-3

## St. John's University

Texas Tech Leads St. John's, 5-0  
**SERIES HISTORY**  
 3/14/94 ..... Texas Tech ..... 2-0  
 3/19/94 ..... Texas Tech ..... 2-0  
 2/19/06 ..... Texas Tech ..... 5-4  
 2/17/07 ..... Texas Tech ..... 10-6  
 2/18/07 ..... Texas Tech ..... 7-5

## St. Mary's University

Texas Tech Leads St. Mary, 8-6  
**SERIES HISTORY**  
 3/5/71 ..... Texas Tech ..... 4-0  
 3/5/71 ..... Texas Tech ..... 7-2  
 3/26/74 ..... Texas Tech ..... 2-0  
 3/26/75 ..... St. Mary ..... n/a  
 2/28/76 ..... Texas Tech ..... 1-0  
 2/28/76 ..... Texas Tech ..... 13-0  
 2/24/78 ..... Texas Tech ..... 3-2  
 2/24/78 ..... St. Mary ..... 4-2  
 2/24/79 ..... Texas Tech ..... 14-9  
 2/25/79 ..... St. Mary ..... 5-0  
 4/10/79 ..... St. Mary ..... 8-6  
 2/15/80 ..... St. Mary ..... 12-3  
 2/15/80 ..... Texas Tech ..... 4-2  
 2/28/82 ..... St. Mary ..... 1-0

## Sam Houston State University

Sam Houston State Leads Tech, 3-2  
**SERIES HISTORY**  
 4/25/55 ..... Sam Houston St. .... 12-4  
 4/26/55 ..... Sam Houston St. .... 12-8  
 3/2/91 ..... Texas Tech ..... 5-4  
 3/12/02 ..... Sam Houston St. .... 12-11  
 3/13/02 ..... Texas Tech ..... 17-6

## University of San Diego

Texas Tech Leads San Diego, 7-1  
**SERIES HISTORY**  
 2/2/96 ..... Texas Tech ..... 5-3  
 2/3/96 ..... Texas Tech ..... 3-1  
 2/4/96 ..... Texas Tech ..... 5-4  
 2/17/99 ..... San Diego ..... 13-10

2/18/01	Texas Tech	6-1
2/8/03	Texas Tech	8-3
2/8/03	Texas Tech	7-3
2/9/03	Texas Tech	15-13

## San Diego State University

Texas Tech Leads San Diego State, 8-1  
**SERIES HISTORY**  
 2/17/88 ..... San Diego St. .... 11-4  
 2/2/96 ..... Texas Tech ..... 5-3  
 2/3/96 ..... Texas Tech ..... 3-1  
 2/4/96 ..... Texas Tech ..... 5-4  
 2/18/99 ..... Texas Tech ..... 6-2  
 3/3/00 ..... Texas Tech ..... 11-3  
 3/4/00 ..... Texas Tech ..... 14-6  
 3/5/00 ..... Texas Tech ..... 11-2  
 2/17/01 ..... Texas Tech ..... 9-1

## University of San Francisco

Texas Tech Leads San Francisco, 2-1  
**SERIES HISTORY**  
 2/14/03 ..... Texas Tech ..... 10-9  
 2/15/03 ..... Texas Tech ..... 16-10  
 2/16/03 ..... San Francisco ..... 8-5

## Santa Clara University

Santa Clara Leads Texas Tech, 1-0  
**SERIES HISTORY**  
 2/21/98 ..... Santa Clara ..... 9-4

## Seton Hall University

Texas Tech Leads Seton Hall, 3-2  
**SERIES HISTORY**  
 3/20/81 ..... Seton Hall ..... 6-1  
 3/21/81 ..... Seton Hall ..... 8-4  
 2/22/02 ..... Texas Tech ..... 7-4  
 2/23/02 ..... Texas Tech ..... 10-9  
 2/24/02 ..... Texas Tech ..... 14-0

## University of South Carolina

South Carolina Leads Texas Tech, 1-0  
**SERIES HISTORY**  
 5/22/98 ..... South Carolina ..... 9-8

## SE Oklahoma State University

Texas Tech Leads SE Oklahoma St., 2-0  
**SERIES HISTORY**  
 3/25/66 ..... Texas Tech ..... 8-1  
 3/25/66 ..... Texas Tech ..... 12-6

## University of Southern California (USC)

USC Leads Texas Tech, 5-3  
**SERIES HISTORY**  
 5/26/96 ..... USC ..... 13-10  
 2/12/99 ..... Texas Tech ..... 9-8  
 2/13/99 ..... USC ..... 5-3  
 2/14/99 ..... USC ..... 5-4  
 2/11/00 ..... Texas Tech ..... 4-3  
 2/12/00 ..... USC ..... 9-4  
 2/13/00 ..... Texas Tech ..... 20-7  
 3/11/05 ..... USC ..... 6-1

## Southern Illinois University

Texas Tech Leads Southern Illinois, 3-0  
**SERIES HISTORY**  
 2/21/97 ..... Texas Tech ..... 8-5  
 2/22/97 ..... Texas Tech ..... 8-1  
 2/22/97 ..... Texas Tech ..... 9-4

## Southern Methodist University

Texas Tech Ties SMU, 23-17  
**SERIES HISTORY**  
 4/21/58 ..... SMU ..... 8-2  
 4/12/66 ..... Texas Tech ..... 26-5  
 3/9/67 ..... SMU ..... 7-3  
 3/10/68 ..... SMU ..... 5-1  
 4/5/68 ..... SMU ..... 7-2  
 4/5/68 ..... SMU ..... 4-2  
 4/6/68 ..... SMU ..... 6-4  
 4/4/69 ..... Texas Tech ..... 2-0  
 4/4/69 ..... Texas Tech ..... 4-0  
 4/5/69 ..... SMU ..... 8-6

# 2008 OPPONENTS



4/25/70	.....Texas Tech	11-2
4/25/70	.....SMU	4-3
4/2/71	.....Texas Tech	4-0
4/2/71	.....Texas Tech	4-3
4/2/72	.....Texas Tech	8-4
4/2/72	.....SMU	9-7
4/3/72	.....SMU	9-8
3/24/73	.....Texas Tech	1-0
4/5/74	.....SMU	11-9
4/5/74	.....Texas Tech	6-5
4/6/74	.....Texas Tech	2-1
4/4/75	.....SMU	20-14
4/4/75	.....Texas Tech	11-2
4/5/75	.....SMU	9-5
4/2/76	.....Texas Tech	10-4
4/13/76	.....Texas Tech	9-1
4/13/76	.....Texas Tech	8-5
4/1/77	.....Texas Tech	10-8
4/2/77	.....SMU	5-4
4/2/77	.....Texas Tech	11-7
3/24/78	.....Texas Tech	7-3
3/25/78	.....SMU	7-4
3/25/78	.....SMU	4-1
3/23/79	.....Texas Tech	6-2(11)
3/24/79	.....SMU	5-3
3/24/79	.....Texas Tech	11-4
4/25/80	.....Texas Tech	3-2
4/26/80	.....Texas Tech	8-6
4/26/80	.....Texas Tech	9-0

**Southwest Missouri State University**  
**Tech Ties Southwest Missouri St., 1-1**  
**SERIES HISTORY**  
 3/19/93 .....Texas Tech..... 7-3  
 5/23/97 .....SWMS..... 4-2

**Southwestern University**  
**Texas Tech Ties Southwestern, 5-5**  
**SERIES HISTORY**  
 1928 .....Southwestern..... 9-2  
 1928 .....Texas Tech..... 9-6  
 3/8/77 .....Southwestern..... 6-1  
 3/8/77 .....Texas Tech..... 13-8  
 3/18/80 .....Southwestern..... 8-4  
 3/19/80 .....Southwestern..... 7-1  
 4/18/81 .....Texas Tech..... 14-3  
 4/18/81 .....Texas Tech..... 11-2  
 3/31/82 .....Texas Tech..... 6-1  
 3/31/82 .....Southwestern..... 1-0

**Southwestern Oklahoma State**  
**Texas Tech Ties SW Oklahoma St., 8-8**  
**SERIES HISTORY**  
 4/21/61 .....Texas Tech..... 5-4  
 4/29/61 .....SW Oklahoma St..... 6-4  
 3/17/62 .....Texas Tech..... 8-7  
 4/28/62 .....SW Oklahoma St..... 9-3  
 3/16/63 .....Texas Tech..... 5-3  
 3/16/63 .....SW Oklahoma St..... 7-4  
 4/29/63 .....Texas Tech..... 1-0  
 4/29/63 .....Texas Tech..... 14-7  
 4/27/64 .....SW Oklahoma St..... 5-4  
 4/27/64 .....SW Oklahoma St..... 12-0  
 5/8/64 .....SW Oklahoma St..... 16-11  
 4/18/66 .....SW Oklahoma St..... 2-1(17)  
 4/18/66 .....SW Oklahoma St..... 4-0  
 3/15/76 .....Texas Tech..... 12-4  
 3/25/76 .....Texas Tech..... 10-7  
 3/24/81 .....Texas Tech..... 21-15

**Stanford University**  
**Stanford Leads Texas Tech, 2-1**  
**SERIES HISTORY**  
 5/28/95 .....Texas Tech..... 3-1  
 5/29/95 .....Stanford..... 3-2  
 5/30/95 .....Stanford..... 6-5

**Stephen F. Austin University**  
**Texas Tech Ties SFA, 1-1**  
**SERIES HISTORY**  
 2/3/07 .....Texas Tech..... 4-3  
 2/4/07 .....Stephen F. Austin..... 2-1

**Sul Ross State University**  
**Sul Ross Leads Texas Tech, 26-25**  
**SERIES HISTORY**  
 3/26/54 .....Sul Ross..... 23-1  
 3/27/54 .....Sul Ross..... 18-2  
 4/19/54 .....Sul Ross..... 14-6  
 4/20/54 .....Sul Ross..... 14-6  
 4/1/55 .....Sul Ross..... 13-1  
 4/2/55 .....Sul Ross..... 27-5  
 4/15/60 .....Sul Ross..... 12-6  
 4/16/60 .....Sul Ross..... 4-2  
 4/17/60 .....Sul Ross..... 5-4(11)  
 3/30/62 .....Sul Ross..... 5-1  
 3/31/62 .....Sul Ross..... 6-5  
 3/31/62 .....Sul Ross..... 4-1  
 4/9/63 .....Sul Ross..... 13-2  
 4/10/63 .....Sul Ross..... 6-5  
 4/10/63 .....Sul Ross..... 3-1  
 4/10/64 .....Sul Ross..... 1-0  
 4/11/64 .....Sul Ross..... 6-2  
 4/11/64 .....Sul Ross..... 6-3  
 1965 .....Sul Ross..... 8-4  
 1965 .....Sul Ross..... 5-0  
 3/11/66 .....Sul Ross..... 10-5  
 3/12/66 .....Sul Ross..... 8-7  
 3/12/66 .....Sul Ross..... 9-4  
 4/21/67 .....Texas Tech..... 5-4  
 4/21/67 .....Texas Tech..... 6-5  
 4/22/67 .....Texas Tech..... 7-6  
 3/7/68 .....Texas Tech..... 1-0  
 3/8/68 .....Sul Ross..... 3-2  
 2/23/84 .....Texas Tech..... 15-2  
 3/20/84 .....Texas Tech..... 5-2  
 3/20/84 .....Texas Tech..... 22-1  
 3/5/85 .....Texas Tech..... 6-1  
 3/6/85 .....Texas Tech..... 9-5  
 3/6/85 .....Texas Tech..... 6-3  
 2/8/86 .....Texas Tech..... 11-0  
 2/8/86 .....Texas Tech..... 15-0  
 2/16/86 .....Texas Tech..... 9-2  
 2/16/86 .....Texas Tech..... 15-6  
 4/27/86 .....Texas Tech..... 14-7  
 4/27/86 .....Texas Tech..... 21-3  
 4/7/87 .....Sul Ross..... 9-4  
 4/7/87 .....Sul Ross..... 10-2  
 4/5/88 .....Texas Tech..... 9-0  
 4/5/88 .....Texas Tech..... 10-0  
 4/4/89 .....Texas Tech..... 5-2  
 4/4/89 .....Texas Tech..... 9-0  
 4/3/90 .....Texas Tech..... 6-2  
 4/3/90 .....Texas Tech..... 16-3  
 4/2/91 .....Texas Tech..... 20-6  
 4/2/91 .....Texas Tech..... 18-1  
 4/7/98 .....Texas Tech..... 23-11

**Temple University**  
**Texas Tech Leads Temple, 6-0**  
**SERIES HISTORY**  
 3/4/95 .....Texas Tech..... 17-2  
 3/5/95 .....Texas Tech..... 14-0  
 3/7/95 .....Texas Tech..... 24-10  
 3/7/95 .....Texas Tech..... 11-0  
 3/9/95 .....Texas Tech..... 17-3  
 3/11/95 .....Texas Tech..... 15-9

**University of Texas at Arlington (UTA)**  
**Texas Tech Leads UTA, 19-4**  
**SERIES HISTORY**  
 2/14/77 .....Texas Tech..... 8-3  
 2/14/77 .....Texas Tech..... 12-3  
 2/15/77 .....Texas Tech..... 15-0  
 2/15/77 .....Texas Tech..... 19-2  
 2/20/82 .....UTA..... 4-3  
 2/20/82 .....UTA..... 6-5  
 2/21/82 .....UTA..... 1-0  
 2/21/82 .....UTA..... 6-2  
 3/9/90 .....Texas Tech..... 2-0  
 3/11/90 .....Texas Tech..... 6-0  
 4/13/94 .....Texas Tech..... 12-5  
 4/11/95 .....Texas Tech..... 4-1  
 4/12/95 .....Texas Tech..... 6-4

4/18/95	.....Texas Tech	9-8
4/28/95	.....Texas Tech	10-9
3/19/96	.....Texas Tech	3-1
3/20/96	.....Texas Tech	10-4
4/23/96	.....Texas Tech	11-4
4/24/96	.....Texas Tech	8-3
3/30/99	.....Texas Tech	8-3
3/1/05	.....Texas Tech	8-0
3/29/05	.....Texas Tech	5-4
2/24/06	.....Texas Tech	15-7

**University of Texas-EI Paso (UTEP)**  
**Texas Tech Leads UTEP, 24-18**  
**SERIES HISTORY**  
 3/15/68 .....Texas Tech..... 2-0  
 3/16/68 .....UTEP..... 4-3  
 3/7/69 .....UTEP..... 4-2  
 3/7/69 .....UTEP..... 5-2  
 3/8/69 .....UTEP..... 5-2  
 3/13/70 .....Texas Tech..... 4-3  
 3/13/70 .....UTEP..... 3-0  
 3/14/70 .....Texas Tech..... 2-1(10)  
 3/12/71 .....Texas Tech..... 4-0  
 3/12/71 .....Texas Tech..... 6-3  
 3/13/71 .....Texas Tech..... 17-5  
 3/13/71 .....Texas Tech..... 17-4  
 3/3/72 .....Texas Tech..... 5-1  
 3/3/72 .....UTEP..... 3-2  
 3/4/72 .....Texas Tech..... 15-4  
 3/4/72 .....Texas Tech..... 10-3  
 3/10/72 .....Texas Tech..... 11-3  
 3/10/72 .....Texas Tech..... 2-1  
 3/11/72 .....Texas Tech..... 9-5  
 3/11/72 .....Texas Tech..... 16-1  
 3/2/73 .....Texas Tech..... 7-3  
 3/2/73 .....UTEP..... 7-5  
 3/3/73 .....Texas Tech..... 4-1  
 3/3/73 .....Texas Tech..... 2-1  
 3/13/73 .....UTEP..... 5-4  
 3/13/73 .....Texas Tech..... 1-0  
 2/14/75 .....UTEP..... 3-0  
 2/15/75 .....Texas Tech..... 14-4  
 3/8/75 .....Texas Tech..... 1-0  
 3/8/75 .....UTEP..... 4-3  
 3/9/75 .....UTEP..... 6-1  
 3/9/75 .....Texas Tech..... 5-0  
 3/5/82 .....UTEP..... 10-2  
 3/5/82 .....Texas Tech..... 5-4  
 3/6/82 .....UTEP..... 7-4  
 3/6/82 .....UTEP..... 9-7  
 2/24/84 .....Texas Tech..... 25-15  
 2/25/84 .....Texas Tech..... 7-3  
 2/25/84 .....UTEP..... 9-5  
 3/12/84 .....UTEP..... 7-5  
 3/12/84 .....UTEP..... 4-1

**University of Texas-Pan American**  
**UT-Pan Am Leads Texas Tech, 20-16**  
**SERIES HISTORY**  
 5/12/67 .....Texas Tech..... 2-0  
 5/13/67 .....Texas Tech..... 4-3(12)  
 4/9/68 .....Texas Tech..... 2-0  
 4/19/68 .....Texas Tech..... 3-1  
 4/11/68 .....UT-Pan Am..... 2-0  
 4/12/68 .....UT-Pan Am..... 4-0  
 3/3/69 .....UT-Pan Am..... 11-0  
 3/4/69 .....Texas Tech..... 2-1  
 3/5/69 .....UT-Pan Am..... 2-0  
 3/2/70 .....UT-Pan Am..... 3-0  
 3/3/70 .....Texas Tech..... 4-2  
 3/4/70 .....Texas Tech..... 6-4  
 3/5/70 .....UT-Pan Am..... 6-4  
 3/5/70 .....UT-Pan Am..... 6-0  
 3/1/71 .....UT-Pan Am..... 6-0  
 3/2/71 .....UT-Pan Am..... 5-4  
 3/2/71 .....UT-Pan Am..... 7-3  
 3/3/71 .....UT-Pan Am..... 3-1  
 3/3/71 .....UT-Pan Am..... 3-1  
 5/10/80 .....UT-Pan Am..... 9-2  
 5/10/80 .....Texas Tech..... 25-3  
 5/11/80 .....Texas Tech..... 14-6  
 5/11/80 .....UT-Pan Am..... 18-2



# 2008 OPPONENTS

5/12/80	UT-Pan Am	19-10
3/16/81	UT-Pan Am	8-4
3/18/81	UT-Pan Am	8-3
3/19/81	Texas Tech	5-1
3/20/99	Texas Tech	6-4
3/20/99	Texas Tech	21-4
3/21/99	Texas Tech	16-2
3/13/00	UT-Pan Am	9-7
3/13/00	UT-Pan Am	4-3
3/14/00	UT-Pan Am	6-5
5/10/02	Texas Tech	11-3
5/11/02	Texas Tech	6-4
5/12/02	Texas Tech	14-2

## University of Texas-San Antonio (UTSA)

### Texas Tech Leads UTSA, 2-0

#### SERIES HISTORY

5/2/00	Texas Tech	8-6
5/3/00	Texas Tech	15-12

## Texas A&M University

### Corpus Christi

### Texas Tech Leads TAMU-CC, 6-0

#### SERIES HISTORY

5/1/01	Texas Tech	13-2
5/2/01	Texas Tech	6-2
4/19/02	Texas Tech	14-7
4/20/02	Texas Tech	5-1
4/21/02	Texas Tech	8-2
3/9/07	Texas Tech	9-4

## Texas Christian University (TCU)

### Texas Tech Leads TCU, 68-67-1

#### SERIES HISTORY

3/18/57	TCU	4-2
3/19/57	TCU	17-5
3/26/62	TCU	7-5
3/9/63	TCU	21-2
3/10/63	TCU	10-0
3/27/64	TCU	9-3
3/28/64	Texas Tech	7-6
1965	TCU	7-2
1965	TCU	12-11
1965	TCU	3-0
4/8/66	TCU	4-3(11)
4/9/66	TCU	5-4(11)
4/9/66	TCU	3-1
3/8/67	TCU	3-1
3/8/67	TCU	4-2
5/3/68	TCU	3-0
5/3/68	TCU	7-2
5/4/68	TCU	6-2
5/2/69	TCU	6-4
5/2/69	Texas Tech	4-1
5/3/69	TCU	10-3
4/10/70	TCU	1-0
4/10/70	TCU	2-1
4/11/70	Texas Tech	7-4
4/30/71	Texas Tech	11-1
4/30/71	Texas Tech	3-1
5/1/71	Texas Tech	6-1
3/24/72	TCU	4-3
3/24/72	TCU	3-2
3/25/72	TCU	4-3
4/27/73	TCU	9-0
4/27/73	Texas Tech	5-4
4/28/73	Texas Tech	4-0
2/28/75	TCU	11-10
3/1/75	TCU	5-0
3/1/75	Texas Tech	4-3
4/9/76	TCU	3-2
4/10/76	Texas Tech	11-5
4/10/76	TCU	9-5
4/8/77	Texas Tech	11-7
4/9/77	Texas Tech	4-2
4/9/77	TCU	17-3
3/17/78	TCU	3-0
3/18/78	TCU	3-0
3/18/78	Texas Tech	8-6
3/16/79	Texas Tech	11-10
3/17/79	TCU	8-1
3/17/79	Texas Tech	18-4

4/18/80	Texas Tech	5-2
4/19/80	Texas Tech	4-3
4/19/80	Tie	8-8
5/1/81	TCU	9-6
5/2/81	Texas Tech	7-3
5/2/81	Texas Tech	5-4
3/19/82	Texas Tech	7-1
3/20/82	TCU	13-2
3/20/82	Texas Tech	10-6
4/30/83	Texas Tech	4-1
5/1/83	TCU	12-9
5/1/83	TCU	11-1
3/17/84	TCU	10-9
3/17/84	TCU	3-2
3/18/84	TCU	6-3
4/27/85	TCU	7-6
4/27/85	TCU	11-8
4/28/85	TCU	17-10
4/25/86	TCU	15-8
4/26/86	Texas Tech	11-8
4/26/86	Texas Tech	14-6
4/17/87	TCU	8-2
4/18/87	Texas Tech	4-3
4/18/87	Texas Tech	7-6
4/22/88	TCU	6-1
4/23/88	TCU	11-4
4/23/88	Texas Tech	6-2
4/14/89	Texas Tech	6-4
4/15/89	Texas Tech	5-3
4/15/89	Texas Tech	16-5
4/13/90	Texas Tech	9-0
4/14/90	TCU	6-5
4/14/90	Texas Tech	6-3
4/19/91	TCU	9-5
4/20/91	TCU	2-1
4/20/91	Texas Tech	6-1
2/14/92	Texas Tech	3-2
2/15/92	TCU	5-1
2/15/92	TCU	9-2
4/10/92	TCU	2-1
4/11/92	TCU	3-1
4/11/92	Texas Tech	5-4
4/30/93	Texas Tech	8-6(10)
5/1/93	Texas Tech	9-8
5/1/93	TCU	11-7
5/11/94	Texas Tech	1-0
3/12/94	TCU	6-1
3/12/94	Texas Tech	8-4
3/19/95	TCU	5-4
3/31/95	Texas Tech	5-3
4/1/95	TCU	4-3
4/1/95	TCU	3-2
3/16/96	Texas Tech	8-2
5/11/96	TCU	7-4
5/11/96	Texas Tech	9-6
5/12/96	Texas Tech	23-7
5/17/96	Texas Tech	10-6
2/11/97	TCU	10-1
4/1/97	Texas Tech	9-3
4/2/97	Texas Tech	10-5
2/10/98	Texas Tech	9-2
2/11/98	TCU	12-10
3/10/98	Texas Tech	16-4
3/11/98	TCU	8-7(11)
2/9/99	Texas Tech	8-3
3/9/99	Texas Tech	6-5
4/6/99	Texas Tech	3-2
2/2/01	Texas Tech	5-4
4/11/01	Texas Tech	9-4
4/24/01	Texas Tech	14-4
2/7/02	Texas Tech	2-1
2/16/02	Texas Tech	5-1
2/19/02	Texas Tech	14-13
2/20/02	Texas Tech	10-9
3/5/02	Texas Tech	17-11
3/6/02	Texas Tech	17-4
2/18/03	Texas Tech	15-11
2/22/03	TCU	2-1
2/22/03	TCU	3-2
2/23/03	Texas Tech	7-5
3/11/03	Texas Tech	6-3
2/27/04	TCU	6-4
2/28/04	TCU	8-5

2/29/04	Texas Tech	19-9
2/15/05	Texas Tech	7-4
3/8/05	TCU	9-2
3/11/07	Texas Tech	4-1
4/25/07	TCU	8-6

## Texas Lutheran University

### Texas Lutheran Leads Texas Tech, 16-11

#### SERIES HISTORY

4/10/54	Texas Lutheran	19-3
4/23/54	Texas Tech	8-5
4/24/54	Texas Lutheran	9-1
4/15/55	Texas Lutheran	13-6
4/16/55	Texas Lutheran	8-5
4/22/55	Texas Lutheran	13-1
4/23/55	Texas Lutheran	15-0
3/26/56	Texas Lutheran	7-0
3/27/56	Texas Lutheran	2-0
4/5/56	Texas Lutheran	16-9
4/6/56	Texas Lutheran	10-0
4/9/58	Texas Lutheran	2-1(13)
4/9/58	Texas Lutheran	3-2
2/27/76	Texas Tech	5-2
2/27/76	Texas Tech	2-0
3/1/78	Texas Tech	13-4
3/1/78	Texas Lutheran	4-1
2/24/79	Texas Tech	4-0
2/25/79	Texas Lutheran	5-1
2/16/80	Texas Lutheran	10-2
2/16/80	Texas Tech	4-1
2/27/81	Texas Tech	4-1
2/27/81	Texas Tech	10-6
2/28/81	Texas Tech	9-4
2/28/81	Texas Tech	11-7
2/26/82	Texas Tech	12-4
2/26/82	Texas Lutheran	7-4

## Texas State University (Formerly Southwest TX)

### Texas Tech Leads Texas St, 6-3

#### SERIES HISTORY

3/1/85	Texas Tech	7-0
3/2/85	Texas St	5-2
2/17/02	Texas Tech	6-2
5/22/97	Texas St	7-6(11)
5/20/99	Texas Tech	16-12
4/18/00	Texas Tech	19-4
3/7/03	Texas Tech	9-8
3/8/03	Texas Tech	5-4
3/9/03	Texas St	15-5

## Texas Wesleyan

### Texas Tech Leads Texas Wesleyan, 1-0

#### SERIES HISTORY

3/29/06	Texas Tech	12-11
---------	------------	-------

## Trinity University

### Texas Tech Leads Trinity, 9-5

#### SERIES HISTORY

3/25/70	Trinity	10-9
3/6/71	Texas Tech	6-1
3/6/71	Trinity	4-3
3/25/74	Trinity	8-3
3/25/75	Texas Tech	10-1
3/25/75	Trinity	n/a
4/21/76	Texas Tech	7-1
4/21/76	Texas Tech	8-3
2/25/78	Texas Tech	8-5
2/25/78	Trinity	5-4
4/11/79	Texas Tech	9-1
2/28/82	Texas Tech	8-3
3/30/83	Texas Tech	8-2
3/29/84	Texas Tech	14-7

## Tulane University

### Tulane Leads Texas Tech, 1-0

#### SERIES HISTORY

2/11/06	Tulane	6-4
---------	--------	-----

# 2008 OPPOSITIONS



## U.S. Air Force Academy (Air Force)

**Texas Tech Leads Air Force, 3-1**  
**SERIES HISTORY**

2/17/91	..... Air Force	..... 8-7
2/17/91	..... Texas Tech	..... 8-4
3/10/96	..... Texas Tech	..... 11-4
3/10/96	..... Texas Tech	..... 10-4

## Valley City State University

**Texas Tech Leads Valley City St., 2-0**  
**SERIES HISTORY**

3/18/98	..... Texas Tech	..... 23-2
3/14/01	..... Texas Tech	..... 9-5

## Wake Forest University

**Texas Tech Leads Wake Forest, 1-0**  
**SERIES HISTORY**

2/12/96	..... Texas Tech	..... 5-1
---------	------------------	-----------

## University of Washington

**Texas Tech Ties Washington, 1-1**  
**SERIES HISTORY**

5/31/02	..... Texas Tech	..... 5-4
6/1/02	..... Washington	..... 3-1

## Washington State University

**Washington St. Leads Texas Tech, 1-0**  
**SERIES HISTORY**

3/3/86	..... Washington St.	..... 9-3
--------	----------------------	-----------

## Wayland Baptist University

**Texas Tech Leads Wayland Baptist, 3-0**  
**SERIES HISTORY**

5/3/99	..... Texas Tech	..... 16-3(7)
4/25/00	..... Texas Tech	..... 7-3
3/21/06	..... Texas Tech	..... 6-4

## West Texas A&M University

**Texas Tech Leads WTAMU, 53-7-1**  
**SERIES HISTORY**

1926	..... Texas Tech	..... 18-9
1926	..... WTAMU	..... 14-9
1926	..... Texas Tech	..... 13-7
4/11/27	..... Texas Tech	..... 7-2
4/11/27	..... WTAMU	..... 10-8
5/18/27	..... WTAMU	..... 4-3
5/19/27	..... Texas Tech	..... 9-6
1928	..... WTAMU	..... 13-4
1928	..... Texas Tech	..... 4-1
4/27/54	..... Tie	..... 8-8
5/7/54	..... WTAMU	..... 13-12
3/16/56	..... Texas Tech	..... 10-6
3/24/56	..... Texas Tech	..... 5-4
4/16/56	..... Texas Tech	..... 15-12
4/9/57	..... Texas Tech	..... 12-2
4/15/57	..... Texas Tech	..... 10-1
4/16/57	..... Texas Tech	..... 3-0
4/17/57	..... Texas Tech	..... 18-0
4/11/58	..... Texas Tech	..... 8-4
5/3/58	..... Texas Tech	..... 8-7
5/6/58	..... WTAMU	..... 5-1
5/6/58	..... WTAMU	..... 3-0
4/17/59	..... Texas Tech	..... 14-3
4/11/59	..... Texas Tech	..... 12-4
4/18/59	..... Texas Tech	..... 8-4
3/16/60	..... Texas Tech	..... 18-8
3/19/60	..... Texas Tech	..... 17-11
4/9/60	..... Texas Tech	..... 18-4
4/23/60	..... Texas Tech	..... 23-3
4/8/61	..... Texas Tech	..... 4-0
4/8/61	..... Texas Tech	..... 3-0
4/15/61	..... Texas Tech	..... 12-1
4/15/61	..... Texas Tech	..... 17-1
3/19/66	..... Texas Tech	..... 7-0
3/19/66	..... Texas Tech	..... 2-0
4/27/66	..... Texas Tech	..... 4-2
4/27/66	..... Texas Tech	..... 17-0
3/30/70	..... Texas Tech	..... 13-0
3/80/70	..... Texas Tech	..... 4-2
4/12/94	..... Texas Tech	..... 23-2
2/10/95	..... Texas Tech	..... 16-2
2/14/95	..... Texas Tech	..... 10-5
3/26/95	..... Texas Tech	..... 4-3

3/8/96	..... Texas Tech	..... 7-0
3/9/96	..... Texas Tech	..... 14-0
3/3/97	..... Texas Tech	..... 27-7
3/4/97	..... Texas Tech	..... 10-4
3/10/97	..... Texas Tech	..... 7-2
3/11/97	..... Texas Tech	..... 9-1
2/6/98	..... Texas Tech	..... 13-8
2/7/98	..... Texas Tech	..... 14-3
2/8/98	..... Texas Tech	..... 19-4
3/16/99	..... Texas Tech	..... 5-1
3/23/99	..... Texas Tech	..... 11-1
2/2/00	..... Texas Tech	..... 14-3
2/8/00	..... Texas Tech	..... 20-5
2/6/01	..... Texas Tech	..... 13-1
4/10/01	..... Texas Tech	..... 19-5
2/4/03	..... Texas Tech	..... 21-4
4/7/03	..... Texas Tech	..... 10-4
4/13/04	..... Texas Tech	..... 16-1

## Western New Mexico University

**Tech Leads Western New Mexico, 2-0**  
**SERIES HISTORY**

2/25/91	..... Texas Tech	..... 7-4
2/26/91	..... Texas Tech	..... 6-0

## Western Illinois University

**Texas Tech Leads Western Illinois, 4-1**  
**SERIES HISTORY**

2/19/05	..... Texas Tech	..... 9-5
2/20/05	..... Western Illinois	..... 6-1
2/21/05	..... Texas Tech	..... 22-7
2/11/07	..... Texas Tech	..... 4-3
2/12/07	..... Texas Tech	..... 13-11

## Wichita State University

**Wichita State Leads Texas Tech, 15-10**  
**SERIES HISTORY**

3/20/78	..... Texas Tech	..... 7-6
3/20/78	..... Texas Tech	..... 8-5
3/21/78	..... Texas Tech	..... 8-3
3/21/78	..... Texas Tech	..... 7-5
3/22/78	..... Wichita St.	..... 14-2
3/22/78	..... Wichita St.	..... 9-8
3/26/79	..... Wichita St.	..... 11-6
3/27/79	..... Texas Tech	..... 14-8
3/27/79	..... Wichita St.	..... 6-5
3/28/79	..... Wichita St.	..... 6-5
3/28/79	..... Wichita St.	..... 7-6
3/9/85	..... Texas Tech	..... 4-3
3/11/85	..... Wichita St.	..... 9-6
3/13/85	..... Wichita St.	..... 13-3
3/7/87	..... Wichita St.	..... 13-6
3/8/87	..... Wichita St.	..... 11-9
3/16/88	..... Wichita St.	..... 8-2
3/16/82	..... Texas Tech	..... 6-2
3/18/89	..... Wichita St.	..... 8-4
3/18/89	..... Wichita St.	..... 8-2
3/9/91	..... Wichita St.	..... 8-3
3/10/91	..... Texas Tech	..... 4-2
4/4/92	..... Wichita St.	..... 10-8
3/4/95	..... Texas Tech	..... 15-6
3/5/95	..... Texas Tech	..... 7-6

## University of Wisconsin-Milwaukee

**Tech Leads Wisconsin-Milwaukee, 1-0**  
**SERIES HISTORY**

5/29/99	..... Texas Tech	..... 8-5
---------	------------------	-----------

## Wofford College

**Texas Tech Leads Wofford, 3-0**  
**SERIES HISTORY**

5/8/03	..... Texas Tech	..... 20-9
5/9/03	..... Texas Tech	..... 20-10
5/20/03	..... Texas Tech	..... 11-10

## University of Wyoming

**Texas Tech Leads Wyoming, 6-4**  
**SERIES HISTORY**

3/4/84	..... Wyoming	..... 8-5
3/4/84	..... Texas Tech	..... 22-2
3/6/84	..... Texas Tech	..... 12-3
3/8/89	..... Texas Tech	..... 12-6
3/9/89	..... Texas Tech	..... 18-3

3/10/89	..... Wyoming	..... 10-4
3/11/89	..... Wyoming	..... 10-4
2/23/91	..... Texas Tech	..... 6-2
3/7/94	..... Texas Tech	..... 9-2
3/9/94	..... Wyoming	..... 6-3

## MISCELLANEOUS RESULTS

*The following results are against schools, league teams, professional teams etc...these teams no longer exist.*

**Amarillo Gold Sox**  
**Amarillo Gold Sox Leads 2-0**

4/13/76	..... AGS	..... n/a
4/8/79	..... AGS	..... 9-6

**Amarillo Western**  
**Amarillo Western Leads Texas Tech, 2-0**

1928	..... Amarillo Western	..... 14-4
1928	..... Amarillo Western	..... 19-2

## American Christian

**Texas Tech Ties 1-1**

3/17/76	..... Texas Tech	..... 7-4
3/17/76	..... American Christian	..... 14-9

## American Legion

**Texas Tech Leads American Legion, 1-0**

1926	..... Texas Tech	..... 13-3
------	------------------	------------

## Big Spring

**Big Spring Leads 4-0**

1929	..... Big Spring	..... 5-1
1929	..... Big Spring	..... 7-3
4/26/29	..... Big Spring	..... 9-4
4/27/29	..... Big Spring	..... 16-4

## Coe College

**Texas Tech Leads 1-0**

1980	..... Texas Tech	..... 2-0
------	------------------	-----------

## Fort Bliss

**Fort Bliss Leads 3-1**

5/1/55	..... Texas Tech	..... 6-5
5/2/55	..... Fort Bliss	..... 12-4
5/17/55	..... Fort Bliss	..... 21-10
5/18/55	..... Fort Bliss	..... 6-4

## Midland Angels

**Midland Angels Leads 1-0**

4/2/96	..... Midland Angels	..... 7-6
--------	----------------------	-----------

## Panhandle State

**Texas Tech Leads 4-0**

3/21/61	..... Texas Tech	..... 10-6
3/21/61	..... Texas Tech	..... 10-0
4/28/61	..... Texas Tech	..... 16-5
2/16/97	..... Texas Tech	..... 12-2

## Reese Air Force Base

**Reese AFB Leads 1-0**

4/1/66	..... Reese AFB	..... 6-1
--------	-----------------	-----------

## Shallowater

**Texas Tech Leads 2-0**

1928	..... Texas Tech	..... 13-2
1928	..... Texas Tech	..... 28-2

## Sheppard Air Force Base

**Texas Tech Leads 7-5**

4/11/55	..... Sheppard AFB	..... 13-10
4/12/55	..... Sheppard AFB	..... 4-3
4/19/55	..... Texas Tech	..... 21-20
4/13/56	..... Sheppard AFB	..... 10-6
4/14/56	..... Texas Tech	..... 5-4
4/20/55	..... Texas Tech	..... 19-26
4/20/56	..... Sheppard AFB	..... 10-6
4/21/56	..... Texas Tech	..... 5-4
4/26/57	..... Texas Tech	..... 8-1
4/27/57	..... Sheppard AFB	..... 5-3
4/1/60	..... Texas Tech	..... 12-0
4/2/60	..... Texas Tech	..... 10-0

## Southwestern Louisiana

**Texas Tech Ties, 1-1**

3/9/90	..... SW Louisiana	..... 5-4
3/10/90	..... Texas Tech	..... 8-7

## White Sands

**White Sands Leads 2-0**

5/11/55	..... White Sands	..... 17-11
5/12/55	..... White Sands	..... 7-3

# 2008 OPPONENTS

## HAYS' ALL-TIME RESULTS

(at Texas Tech only)

Opponent	W-L	at DLF			
Abilene Christian	4-0	4-0	North Texas	1-1	0-0
Akron	1-0	1-0	Northwestern	2-2	1-1
Air Force	5-1	5-1	Notre Dame	0-1	0-0
Angelo State	1-0	1-0	Oklahoma	22-23-1	10-10
Arizona	2-0	0-0	Oklahoma City	0-1	0-1
Arizona State	4-14	1-0	Oklahoma State	16-20	8-10
Arkansas	3-13	2-10	Oral Roberts	6-2	3-1
Baylor	42-31	23-16	Oregon State	1-1	0-0
Biola, Calif.	0-1	0-0	Panhandle State	1-0	1-0
Brigham Young	3-1	3-0	Providence	1-0	0-0
Cal-State Fullerton	1-1	0-0	Princeton	1-0	0-0
Cal-State Northridge	4-2	4-2	Rice	25-23	18-6
Cameron, Okla.	12-1	12-1	Rutgers	1-0	1-0
Campbell	5-1	5-1	Sam Houston State	2-1	1-1
Clemson	2-2	2-1	San Diego	3-1	3-0
College of Idaho	1-0	0-0	San Diego State	8-1	3-0
College of the Southwest	24-4	22-4	San Francisco	2-1	2-1
Dallas Baptist	5-3	3-3	Santa Clara	0-1	0-0
Eastern Michigan	6-0	6-0	Seton Hall	3-0	3-0
Eastern New Mexico	13-0	13-0	St. Edward's	6-0	6-0
Fresno State	1-2	1-1	St. John's	5-0	1-0
Georgia Tech	1-2	0-0	South Carolina	0-1	0-0
Grand Canyon	16-7	7-1	Southern California	3-5	2-2
Harvard	2-0	2-0	Southern Illinois	3-0	3-0
Hardin-Simmons	21-5	12-4	Southwest Missouri State	1-1	0-1
Houston	23-15	11-5	Stanford	1-2	0-0
Howard	6-0	6-0	Stephen F. Austin	1-1	1-1
Howard Payne	18-0	18-0	Sul Ross State	9-2	9-2
Illinois	1-0	0-0	TAMU-CC	6-0	5-0
Iowa State	13-2	9-0	Temple	7-0	6-0
Kansas	22-10	12-5	Texas	24-47	11-17
Kansas State	22-12-1	11-3-1	Texas-Arlington	15-0	9-0
Lamar	1-0	0-0	Texas-Pan American	6-3	6-0
Lindenwood	1-0	1-0	Texas-San Antonio	3-0	2-0
Long Beach State	3-3	3-0	Texas State	5-2	4-2
Louisiana-Lafayette	1-2	0-0	Texas Wesleyan	1-0	1-0
Louisiana-Monroe	3-0	3-0	Texas A&M	33-42	22-13
Loyola Marymount	0-4	0-0	Texas Christian	41-28	21-12
Lubbock Christian	1-1	1-1	Tulane	0-1	0-0
Mankato State	2-0	0-0	UCLA	1-0	0-0
Miami, Fla.	0-1	0-0	UC-Irvine	1-0	0-0
Miami, Ohio	5-0	3-0	UNC-Asheville	3-0	3-0
Mississippi State	2-0	0-0	UNLV	2-2	1-1
Missouri	18-17	10-5	Valley City State	2-0	2-0
Missouri Southern	7-0	7-0	Wake Forest	1-0	0-0
Nebraska	17-22	10-10	Washington	1-1	0-0
Nebraska-Kearney	15-0	13-0	Wayland Baptist	3-0	3-0
Nevada-Reno	1-0	0-0	Western Illinois	4-1	4-1
New Mexico	42-13-1	27-5	Western New Mexico	2-0	0-0
New Mexico State	29-12	22-5	West Texas A&M	22-0	22-0
New Mexico Highlands	20-0	20-0	Wichita State	4-8	4-2
New York Tech	1-1	0-0	Wisconsin-Milwaukee	1-0	1-0
North Carolina	2-0	0-0	Wofford	3-0	3-0
Northern Illinois	7-2	7-2	Wyoming	4-3	3-3
Northern Iowa	5-2	5-2	<b>Totals</b>	<b>789-449-3</b>	<b>536-164-1</b>



OFFICIAL OUTFITTER OF TEXAS TECH BASEBALL




THE FIRST ONE TO HIT THE SHOWERS  
WILL BE THE LAST ONE TO HIT .400.

ARE YOU RUSSELL MATERIAL?

The biggest success comes to those who have been working for it their whole lives. Athletes who know that are Russell Material. Just like the 500 NCAA® Division I teams we outfit. Visit us at [www.russellathletic.com](http://www.russellathletic.com).

**R**  
**RUSSELL**  
**ATHLETIC.**



**2007**  
**REVIEW**

TEXAS TECH **2008** BASEBALL

## 2007 by Matt Dowdy

# THE SEASON IN REVIEW

Rogers Hornsby once said, "People ask me what I do in winter when there's no baseball. I'll tell you what I do. I stare out the window and wait for spring." After finishing last in the Big 12 for the first time in program history, the Texas Tech Red Raiders were forced to begin their wait earlier than expected in 2007.

With 19 newcomers to go along with returnees Roger Kieschnick, Miles Morgan, AJ Ramos, and Matt Smith, the Red Raiders looked to have the right mixture to return to Big 12 dominance. Under longtime head coach Larry Hays, Tech was predicted to finish sixth in the conference standings, as predicted by the Big 12 coaches.

The Red Raiders were unfortunately hit hard early in the season as Morgan injured his shoulder after only one appearance on opening weekend against Stephen F. Austin. Morgan, the 2006 Big 12 Freshman Pitcher of the Year, was expected to be a mainstay in Tech's weekend rotation.

A few weeks later, the Red Raiders lost sophomore infielder Willie Rueda to Tommy John surgery, a year after the El Paso native was an All-Big 12 Honorable Mention honoree.

After starting the season 4-3, the Red Raiders traveled to Midland, Texas, to face Dallas Baptist and St. John's in the Midland College Classic. In game one, the right-handed AJ Ramos threw eight shutout innings, while the Red Raider offense produced 21 runs, in a 21-1 victory over Dallas Baptist. After a 10-6 win over St. John's on Saturday, the Red Raiders completed the weekend sweep, defeating the Red Storm, 7-5, in the finale.

Following a 6-3 outing against the likes of Northern Illinois, New Mexico, Cal State Northridge and UNLV, the Red Raiders were ready for their main non-conference competition traveling to Corpus Christi, Texas, for the Whataburger Classic.

In game one, AJ Ramos once again dominated from the mound, pitching six strong innings, while freshmen Taylor Ashby and Joey Kenworthy drove in two runs each. The following day, the Red Raiders fell to national powerhouse Rice, 5-1. Colt Hynes closed the weekend with a complete game, one-run outing with 11 strikeouts over TCU, as the Red Raiders defeated the Horned Frogs, 4-1.

Finishing non-conference 15-7, the Red Raiders opened Big 12 play against the usually dominant Nebraska Cornhuskers. Tied through nine innings in the series opener, Tech was forced into its first extra inning situation of the season. The Red Raiders were finally able to plate the winning run in the 11th, as freshman Joey Kenworthy scored off a wild pitch to give the Red Raiders their third all-time Big 12 opening win. After falling, 13-1, to the Huskers on Saturday, the Red Raiders rebounded in the St. Patrick's Day rubber match, taking the series off a Doug Thennis walk-off home run for a 9-8 victory.

As much as things seemed to go Tech's way against Nebraska, the complete opposite could be said the following weekend, at Baylor as Tech dropped two of three from the Bears, allowing 26 runs over the weekend. Senior shortstop Kyle Martin hit his ninth home run of the season in Saturday's, 8-7 win, but it was not enough as Tech starters only lasted 11 2/3 innings over the weekend.

Sitting .500 in conference, the Red Raiders traveled to Manhattan, Kan. to face the Kansas State Wildcats following a 10-3 weekday victory over New Mexico State. After stomping the Wildcats, 16-5, in the series opener, Tech would fall 4-3 and 7-3 in the final two games, despite Matt Smith's three weekend home runs.

The Red Raiders would lose its third-consecutive conference game the next weekend dropping the series opener to in-state rival Texas A&M, 7-4. In what many hopped to be a turning point for the squad, Tech defeated the Aggies, 8-3 on Saturday, to inch closer to regaining position in the Big 12 standings. Because of cold weather across the South Plains, Sunday's rubber match was cancelled, with the Red Raiders holding the clear momentum.

Badly needing wins to stay in the conference race, the Red Raiders were swept in Austin by Texas, before returning home and winning the series against reigning Big 12 Tournament Champion Kansas Jayhawks. In Friday's series opener against the Jayhawks, sophomore starter AJ Ramos pitched his first complete game shutout, as the Red Raiders defeated Kansas in a close, 1-0, matchup. Strong pitching was the key component again in



AJ Ramos led the Texas Tech pitching staff in 2007 with an 8-5 overall record and 88 innings pitched.

Saturday's series clinching victory, as Colt Hynes allowed only one run over 7 1/3 innings, paving the way for a 3-1 victory.

Sitting three games from .500, the Red Raiders would go on to lose its final eight of nine conference games, including sweeps at the hands of Missouri and Oklahoma State. The Red Raiders lone conference win came in the regular season finale against Oklahoma, as Tech hung 15 runs on the Sooners.

Tech's only wins over the last month of the season came against non-conference foes such as College of the Southwest, Dallas Baptist and New Mexico. The Red Raiders closed the 2007 campaign at 28-17 overall, 8-18 in the Big 12. Tech did have an opportunity to still make the conference tournament, entering its final series at Oklahoma, but a series opening 6-5 loss officially eliminated the Red Raiders from contention.

Still a relatively young team, the Red Raiders only lost five seniors off the 2007 squad, four being pitchers, to complement the loss of junior catcher Matt Smith to the MLB Draft. Among the seniors lost was shortstop Kyle Martin and pitchers Colt Hynes and Aaron Odum.

Sophomore Roger Kieschnick led the Red Raider contingent in post-season accolades as the 2006 Big 12 Freshman of the Year was named to the conference's second team. Kyle Martin, Matt Smith, and sophomore first baseman James Leverton were all named to the honorable mention list.

In his first season as a Red Raider, Doug Thennis led the team in hitting with a .322 batting average, trailed closely by freshman Taylor Ashby who hit .317. Despite lower RBI numbers than his freshman season, Kieschnick continued to be a major threat in the Red Raider offense, accumulating 13 home runs and a conference leading 25 doubles. With 13 and 11 home runs between Martin and Smith, respectively, and Kieschnick's 13, the group became the first Red Raider trio to hit 10 or more home runs in a season since Cameron Blair, Michael Mask, Josh Haney and Josh Brady did so in 2004.

Toward the beginning of conference, sophomore outfielder Chris Richburg emerged as another offensive weapon, as the Lubbock native hit .343 over the final 21 games with 25 RBIs and three home runs in that span. His seven RBIs against Dallas Baptist were the most by a Red Raider since 2004. Following the season, Richburg was named the Texas Collegiate League Player of the Year, finishing the summer leading the TCL in hits, doubles, triples, RBIs, and slugging percentage.

On the mound, senior reliever Travis Young led the Red Raiders with a 4.10 ERA to complement his 3-2 overall record. After a 2-2 freshman season, AJ Ramos quickly became Tech's weekend ace going 8-5 on the season with a 4.70 ERA.

After the season, Coach Hays announced the hiring of former Oregon State pitching coach Dan Spencer and Trent Petrie as associate head coach and assistant coach, respectively. Spencer, who was named the 2007 Collegiate Baseball Magazine National College Pitching Coach of the Year, helped lead the Beavers to back-to-back national championships the past two seasons. Both coaches arrived in Lubbock as former Red Raider players themselves and highly considered nationally.

While no grass remains at Dan Law Field because of the newly installed FieldTurf playing surface, the grass still does appear greener on the other side for the Red Raiders. Still a relatively young team, the 2007 squad gained irreplaceable experience in both victory and defeat, hopefully setting the framework for Tech's reemergence atop the conference standings.

Even though the Red Raiders were forced, as Hornsby said, to "stare out the window and wait for spring" earlier than expected, there is hope for the future. Besides, the glare from the 2008 window looks so much brighter.

## SPENCER, PETRIE JOIN BASEBALL STAFF

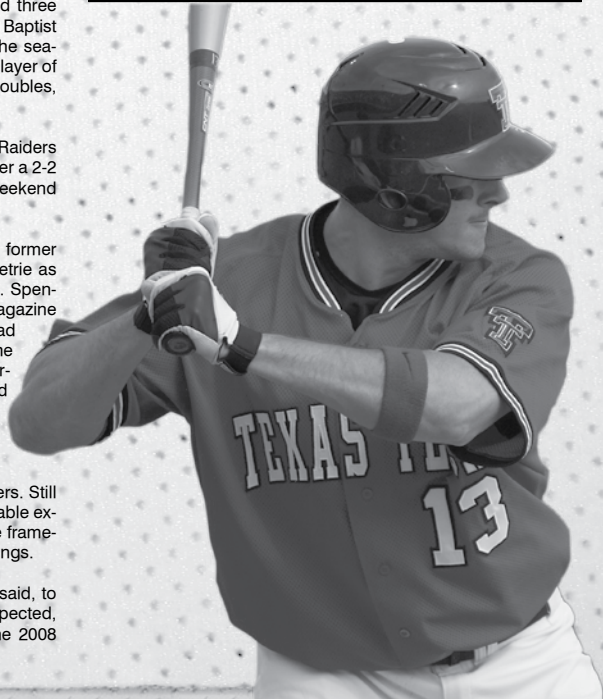
**LUBBOCK, Texas** - Dan Spencer, who helped orchestrate back-to-back national championships at Oregon State, and Trent Petrie have been named assistant coaches for Texas Tech Baseball. The announcement was made on July 2, 2007 by Texas Tech Head Coach Larry Hays.

The new additions will complete a previously announced re-organization of the baseball staff that was released back in late May. Spencer will be titled Associate Head Coach and will be responsible for pitching/catching coaching duties and will also serve as the recruiting coordinator. Petrie will serve as the infield coach and also assist in the recruiting efforts. Daren Hays has been reassigned to the director of operations position.

Dan Spencer, one of the most highly touted assistant coaches in the country, makes a return to the South Plains after earning three varsity letters as a Red Raider infielder between 1985 and 1987. Spencer, 41, has spent the last 11 seasons in Corvallis and the last three years as associate head coach where he has served as pitching/catching coach and recruiting coordinator. His pitching staff's over the last two seasons were instrumental in helping the Beavers become the first back-to-back College World Series Champions since LSU in the late 1990's.

Over the last two seasons, his staff's have compiled 3.41 and 3.48 cumulative ERA's while leading the team to 50-16 and 49-18 respective records. His group led the Pac-10 in ERA in both 2005 and 2006 while his bullpen helped pave the way to back-to-back national titles by contributing 20-plus saves in both 2006 and 2007. Under his leadership, the Beavers have had three pitchers and one catcher named to All-America teams and seven drafted in the top 10 rounds of the MLB Draft. Eddie Kunz, the ace of the 2007 staff, and catcher Mitch Canhan, the squad's leading hitter, were both first round draft selections in this year's draft.

Trent Petrie also makes a return to the Hub City and back to Texas Tech where he played one season for the Red Raiders back in 1992. Since leaving Texas Tech after the '92 season he finished his degree and his playing career at Lubbock Christian University.



# 2007 REVIEW



## 2007 FINAL SEASON STATISTICS

### 2007 Texas Tech Baseball

Overall: 28-27

Home: 19-12

Away: 4-13

Neutral: 2-2

Player	AVG	GP	GS	AB	R	H	2B	3B	HR	RBI	TB	SLG%	BB	HBP	SO	GDP	OB%	SF	SH	SB	ATT	PO	A	E	FLD%
13 Thennis, Doug.....	.322	52	51	183	37	59	10	2	7	41	94	.514	29	5	45	4	.425	2	6	10	12	56	16	8	.900
17 Ashby, Taylor.....	.317	54	54	202	27	64	11	3	2	35	87	.431	14	1	32	3	.356	5	3	6	8	76	0	2	.974
21 Byrns, Geoff.....	.308	40	35	130	26	40	9	1	2	17	57	.438	22	5	28	5	.419	3	0	1	4	58	2	2	.968
33 Kieschnick, R.....	.302	55	55	232	50	70	25	5	13	36	144	.621	24	3	44	4	.373	1	1	7	11	124	3	2	.984
3 Hall, Chris.....	.299	49	40	154	29	46	8	0	2	15	60	.390	18	2	30	6	.377	1	2	2	4	36	68	5	.954
10 Leverton, J.....	.290	53	53	186	33	54	6	0	3	25	69	.371	30	5	37	4	.401	1	3	8	10	454	35	3	.994
16 Smith, Matt.....	.282	54	54	195	48	55	11	0	11	47	99	.508	39	4	37	5	.407	3	0	0	1	322	34	2	.994
4 Martin, Kyle.....	.279	53	53	201	41	56	14	0	13	46	109	.542	32	4	52	4	.385	2	3	2	6	89	155	14	.946
8 Muth, Donald.....	1.000	2	0	1	0	1	0	0	0	0	1	1.000	0	0	0	0	1.000	0	0	0	0	4	1	0	1.000
32 Richburg, Chris.....	.333	25	18	81	16	27	5	1	3	28	43	.531	1	4	16	1	.364	2	1	3	4	27	0	1	.964
7 Seefeld, Jason.....	.289	32	28	97	12	28	3	0	1	15	34	.351	5	2	18	4	.333	1	4	3	3	57	73	3	.977
5 Lemen, Blake.....	.231	27	3	26	3	6	0	0	0	2	6	.231	5	0	6	0	.355	0	0	1	1	3	0	0	1.000
18 Evans, Drew.....	.200	24	1	5	3	1	0	0	0	0	1	.200	1	0	1	0	.333	0	0	0	1	8	1	0	1.000
6 Kenworthy, Joey.....	.182	25	12	55	8	10	4	0	0	4	14	.255	4	2	6	1	.262	0	1	1	1	33	31	4	.941
14 Gwinn, Carter.....	.182	8	3	11	4	2	1	0	0	2	3	.273	1	0	6	0	.250	0	0	0	0	31	4	1	.972
2 Baker, Ben.....	.176	39	21	68	7	12	3	0	0	8	15	.221	8	2	15	3	.275	2	3	3	5	13	54	5	.931
29 Ahern, Tim.....	.125	9	0	8	1	1	0	0	1	2	4	.500	0	1	2	0	.222	0	0	0	0	0	0	0	.000
1 Rueda, Willie.....	.111	18	14	45	7	5	0	0	0	3	5	.111	8	1	4	2	.255	1	1	7	7	22	36	3	.951
Totals.....	.286	55	55	1880	352	537	110	12	58	326	845	.449	241	41	379	46	.375	24	28	54	78	1439	577	63	.970
Opponents.....	.292	55	55	1893	341	552	117	6	49	314	828	.437	208	51	360	39	.374	19	44	42	57	1409	547	82	.960

LOB - Team (455), Opp (436). DPs turned - Team (49), Opp (49). CI - Team (1), Gwinn 1, Opp (2). IBB - Team (6), Kieschnick 4, M., Smith 2, Opp (4). Picked off - Rueda 1, Baker 1, Seefeld 1, Leverton 1.

(All games Sorted by Earned run avg)

Player	ERA	W	L	APP	GS	CG	SH	CB	SV	IP	H	R	ER	BB	SO	2B	3B	HR	AB	B/Avg	WP	HBP	BK	SFA	SHA
31 Young, Travis.....	4.10	3	2	19	1	0	0	1	2	37.1	43	18	17	11	29	11	0	1	147	.293	5	2	1	2	3
45 Ramos, AJ.....	4.70	8	5	17	15	1	1	1	0	88.0	86	49	46	35	83	19	1	6	332	.259	7	13	1	2	8
40 Odom, Aaron.....	5.77	6	4	14	11	2	0	0	0	64.0	74	46	41	30	41	8	1	6	251	.295	4	7	3	3	7
11 Hynes, Colt.....	5.94	3	6	17	13	1	0	0	0	83.1	113	62	55	16	55	27	2	11	359	.315	2	6	2	2	8
24 Scofield, Josh.....	6.22	1	2	17	6	0	0	0	0	46.1	50	36	32	19	22	15	1	6	178	.281	2	2	2	4	6
36 Ortmeier, Chris.....	4.22	0	3	6	0	0	0	0	0	10.2	7	5	5	2	6	1	0	2	36	.194	0	2	0	1	0
44 Morgan, Miles.....	4.50	0	1	1	1	0	0	0	0	4.0	4	2	2	3	1	0	0	1	13	.308	0	0	0	0	1
50 Gonzalez, Paul.....	4.81	4	2	20	0	0	0	0	1	33.2	37	22	18	8	30	8	0	4	131	.282	0	1	2	0	2
28 Auten, Collin.....	5.09	1	0	21	0	0	0	0	5	23.0	27	17	13	21	21	7	0	0	92	.293	2	3	2	2	2
26 Schurr, Trey.....	6.46	0	0	14	1	0	0	0	0	23.2	30	17	17	12	18	5	0	2	92	.326	1	4	0	1	4
43 Large, Cory.....	6.62	2	1	6	5	0	0	0	0	17.2	15	13	13	6	15	4	1	3	64	.234	2	3	2	0	2
42 Cloud, Brian.....	6.75	0	0	13	0	0	0	0	0	22.2	31	19	17	14	18	5	0	2	94	.330	1	1	0	1	1
41 Janca, Sam.....	7.41	0	1	12	2	0	0	0	0	17.0	15	17	14	24	14	5	0	2	60	.250	3	4	1	1	0
7 Seefeld, Jason.....	14.40	0	0	4	0	0	0	0	0	5.0	10	8	3	3	2	0	1	23	.435	0	2	0	0	0	
10 Leverton, J.....	18.90	0	0	4	0	0	0	0	1	3.1	8	7	7	4	4	0	0	2	18	.444	1	0	1	0	0
6 Kenworthy, J.....	99.00	0	0	1	0	0	0	0	0	0.0	2	3	2	0	0	0	0	0	3	.667	0	1	0	0	0
Totals.....	5.67	28	27	55	55	4	2	1	9	479.2	552	341	302	208	360	117	6	49	1893	.292	30	51	17	19	44
Opponents.....	5.54	27	28	55	55	0	2	2	10	469.2	537	352	289	241	379	110	12	58	1880	.286	39	41	24	24	28

PB - Team (5), M., Smith 3, Gwinn 2, Opp (12). Pickoffs - Team (7), M., Smith 5, Large 2, Opp (4). SBA/ATT - M., Smith (39-47), Hynes (9-10), Ramos (6-9), Odom (6-7), Gonzalez (4-4), Schurr (1-4), Cloud (3-4), Young (3-3), Scofield (2-3), Gwinn (2-3), Ortmeier (3-3), Leverton (2-2), Auten (2-2), Large (0-2), Morgan (1-2), Muth (1-1), Seefeld (0-1), Janca (0-1).

### TOTAL STARTS BY POSITION

Catcher.....	Smith (52), Gwinn (3)
First Base.....	Leverton (52), Byrns (3)
Second Base.....	Seefeld (25), Rueda (12), Kenworthy (10), Hall (8)
Third Base.....	Hall (22), Baker (20), Thennis (9), Seefeld (3), Kenworthy (1)
Shortstop.....	Martin (53), Hall (2)
Left Field.....	Byrns (26), Richburg (14), Thennis (9), Ashby (4), Lemen (2)
Center Field.....	Ashby (30), Thennis (20), Rueda (2), Kieschnick (2), Evans (1)
Right Field.....	Kieschnick (53), Richburg (2)
Designated Hitter.....	Ashby (20), Thennis (13), Hall (8), Byrns (6), Richburg (2), Smith (2), Kenworthy (1), Leverton (1), Lemen (1), Baker (1)

### INNING-BY-INNING SUMMARY

	1	2	3	4	5	6	7	8	9	EX	Total
Texas Tech	33	27	38	64	38	53	48	40	8	3	352
Opponents	39	28	44	44	39	35	31	38	42	1	341

### ATTENDANCE

	Total	Dates	Avg.
Home	62,570	31	2,018
Away	56,293	24	2,345
Total	118,863	55	2,161



## 2007 GAME RECAPS



Senior Kyle Martin made 53 starts at shortstop and ended the season with 13 home runs.



Colt Hynes started 13 games for Texas Tech during his senior season.

### GAME ONE

#### Texas Tech 4, Stephen F. Austin 3

February 3, 2007 at Dan Law Field, Lubbock, Texas

	1	2	3	4	5	6	7	8	9	10	11	R	H	E
SFA	0	0	0	0	1	2	0	0	0	0	0	3	9	1
TTU	0	0	0	0	0	0	2	1	0	0	1	4	6	0

W: Ramos (1-0); L: Folmer (0-1); S: None

Attendance: 1,922

**Highlights:** Doug Thennis' first hit of the game was clutch as he delivered an RBI single in the bottom of the 11th to give Tech a 4-3 win in the season opener...Tech has now won eight-straight home openers and improved to 36-22 all-time on opening day...AJ Ramos earned the win by pitching three perfect innings of relief...Kyle Martin and Geoff Byrns each hit home runs.

### GAME TWO

#### Stephen F. Austin 2, Texas Tech 1

February 4, 2007 at Dan Law Field, Lubbock, Texas

	1	2	3	4	5	6	7	8	9	R	H	E
SFA	0	0	1	1	0	0	0	0	2	8	4	
TTU	0	0	0	0	0	0	1	0	1	8	1	

W: Luetge (1-0); L: Morgan (0-1); SV: Gregersen

Attendance: 1,885

**Highlights:** Texas Tech stranded 14 baserunners in the game marking the most since stranding 13 against College of the Southwest back in 2005...Tech had the bases loaded in the eighth and ninth and only managed one run in the eighth on a walk...Miles Morgan suffered the loss in his first outing of the season.

### GAME THREE

#### New Mexico 15, Texas Tech 13

February 6, 2007 at Dan Law Field, Lubbock, Texas

	1	2	3	4	5	6	7	8	9	R	H	E
UNM	3	0	1	2	1	2	3	3	0	15	16	3
TTU	1	0	0	3	4	0	0	4	1	13	14	1

W: Watkins (1-0); L: Janca (0-1); SV: LaFromboise (1)

Attendance: 1,803

**Highlights:** Texas Tech watched its eight-game win streak over New Mexico come to an end as the Red Raiders sur-

rendered eight runs in the sixth through eighth innings after taking its first lead of the game in the bottom of the fifth...Matt Smith, Roger Kieschnick, Chris Hall and Taylor Ashby each hit their first home runs of the season.

### GAME FOUR

#### Northwestern 12, Texas Tech 7

February 9, 2007 at Dan Law Field, Lubbock, Texas

	1	2	3	4	5	6	7	8	9	R	H	E
NWST	0	1	0	2	0	0	5	0	4	12	19	3
TTU	0	0	0	0	0	4	3	0	7	6	4	

W: Schwartz (1-0); L: Ramos (1-1); SV: Jensen (1)

Attendance: 1,684

**Highlights:** Northwestern pushed Tech's losing skid to three games as the Wildcats broke open a one-run game with a four-run top of the ninth...Antonio Mule went 2-for-6 with three RBI to lead the Wildcats...AJ Ramos suffered the loss after allowing three runs over 3 1/3 innings...Dan Schwartz threw a no-hitter through six innings and picked up the win.

### GAME FIVE

#### Texas Tech 4, Northwestern 3

February 11, 2007 at Dan Law Field, Lubbock, Texas

	1	2	3	4	5	6	7	8	9	R	H	E
NWST	0	0	2	0	0	0	0	1	0	3	11	0
TTU	1	0	0	2	1	0	0	x	4	11	1	

W: Hynes (1-0); L: Diedrich (0-1); SV: Auten (1)

Attendance: 1,972

**Highlights:** Colt Hynes pitched six innings and allowed just two runs on 10 hits to earn his first win of the season...junior Collin Auten pitched the final two innings allowing just one hit and earned his first save...Kyle Martin went 1-for-4 with two RBI while Matt Smith, Roger Kieschnick and Chris Hall added two hits each.

### GAME SIX

#### Texas Tech 12, Western Illinois 2

February 11, 2007 at Dan Law Field, Lubbock, Texas

	1	2	3	4	5	6	7	8	9	R	H	E
WIU	0	1	0	0	0	0	0	1	2	8	3	
TTU	0	0	0	1	5	2	4	0	x	12	13	0

W: Odom (1-0); L: Rodrigues (0-1); SV: Gonzalez (1)

Attendance: 1,972

**Highlights:** Aaron Odom pitched six innings and allowed just one run on five hits and struckout five...the win was his first since taking down Arizona State back on April 17, 2006...Roger Kieschnick belted his second career grand slam in the bottom of the fifth...his home run broke open a 1-1 game...Taylor Ashby went 2-for-3 with two RBI.

### GAME SEVEN

#### Texas Tech 13, Western Illinois 11

February 12, 2007 at Dan Law Field, Lubbock, Texas

	1	2	3	4	5	6	7	8	9	R	H	E
WIU	0	0	0	0	1	4	0	0	6	11	17	2
TTU	3	5	2	1	0	0	0	x	13	13	1	

W: Large (1-0); L: Zenisek (1-1); SV: Auten (2)

Attendance: 1,927

**Highlights:** Kyle Martin blasted two home runs and tied his career high of four RBI...Cory Large pitched two shutout innings to earn his first career win as a Red Raider...Matt Smith and Doug Thennis each added home runs...Collin Auten picked up his second save of year as he retired the go-ahead run in the top of the ninth on a strikeout...Tech extended its current win streak to three games.

### GAME EIGHT

#### Texas Tech 21, Dallas Baptist 1

February 16, 2007 at Citibank Ballpark, Midland, Texas

	1	2	3	4	5	6	7	8	9	R	H	E
DBU	0	0	0	0	0	0	0	1	1	6	3	
TTU	4	0	1	1	1	3	1	x	21	19	1	

W: Ramos (2-1); L: Wilson (0-1); SV: None

Attendance: 545

**Highlights:** AJ Ramos logged a career-best eight shutout innings and struckout a career-high nine batters to improve to 2-1 on the season...Ramos faced just three batters over the minimum...Kyle Martin picked up his first career grand slam in the fourth inning...Texas Tech scored 11 runs in the fourth inning and it marked the first 10-plus run inning for Tech since the 2005 season.

### GAME NINE

#### Texas Tech 10, St. John's 6

February 17, 2007 at Citibank Ballpark, Midland, Texas

	1	2	3	4	5	6	7	8	9	R	H	E
SJU	0	0	0	0	5	0	1	0	6	12	2	
TTU	0	2	0	1	3	0	4	x	10	13	1	

W: Auten (1-0); L: Valcarcel (0-1); SV: None

Attendance: 710

**Highlights:** Collin Auten blew a save opportunity in the eighth inning but held on to retire the final four batters and earned his first win of the season...Doug Thennis led the Tech offense with a 2-for-4 day at the plate with three RBI...Eight of Tech's starting nine players picked up at least one hit in the game.

# 2007 REVIEW



## GAME 10

### Texas Tech 7, St. John's 5

February 18, 2007 at Citibank Ballpark, Midland, Texas

	1	2	3	4	5	6	7	8	9	R	H	E
SJU	4	0	0	0	0	0	0	0	1	5	12	5
TTU	4	0	1	0	0	0	2	x	7	7	1	

**W:** Young (1-0); **L:** Yecker (0-1); **SV:** Auten (3)

**Attendance:** 819

**Highlights:** Texas Tech perfectly executed a safety squeeze bunt in the bottom of the eighth and got an RBI groundout to extend its lead to 7-4...starter Aaron Odom gave up four runs in the top of the first but Tech fired back with four runs in the bottom of the inning thanks to two fielding errors by SJU third baseman Daniel Rose...Collin Auten picked up his third save by pitching the final two innings.

## GAME 11

### Texas Tech 6, Northern Illinois 5

February 23, 2007 at Dan Law Field, Lubbock, Texas

	1	2	3	4	5	6	7	8	9	R	H	E
NIU	0	0	4	0	0	0	0	1	5	10	2	
TTU	0	1	3	0	0	1	1	x	6	7	1	

**W:** Ramos (3-1); **L:** Deain (0-1); **SV:** Auten (4)

**Attendance:** 1,823

**Highlights:** Texas Tech erased a 4-4 draw with runs in the seventh and eighth inning to claim the series opener 6-5...AJ Ramos picked up his third win (career high) of the season after pitching seven innings and striking out nine...Collin Auten maintained his Big 12 lead in saves as he picked up his fourth of the year...Roger Kieschnick and James Leverton each had multiple hit games to lead the offense.

## GAME 12

### Northern Illinois 8, Texas Tech 5

February 24, 2007 at Dan Law Field, Lubbock, Texas

	1	2	3	4	5	6	7	8	9	R	H	E
NIU	2	1	1	0	1	0	0	0	3	8	15	3
TTU	1	0	1	0	1	0	2	0	5	8	2	

**W:** German (1-0); **L:** Gonzalez (0-1); **SV:** None

**Attendance:** 1,883

**Highlights:** Northern Illinois broke open a 5-5 ballgame by scoring three runs with two outs in the top of the ninth to even the series...the three runs scored by the Huskies in the ninth were the 15th, 16th and 17th runs given up by Tech in the ninth inning this season...James Leverton paced the offense with a 3-for-5 effort at the plate.

## GAME 13

### Texas Tech 4, Northern Illinois 1

February 25, 2007 at Dan Law Field, Lubbock, Texas

	1	2	3	4	5	6	7	8	9	R	H	E
NIU	0	0	0	0	0	0	1	0	1	7	2	
TTU	0	0	0	0	0	2	2	x	4	6	0	

**W:** Odom (2-0); **L:** Badgley (0-1); **SV:** None

**Attendance:** 1,989

**Highlights:** Aaron Odom logged his first career complete game to lead Texas Tech to a series-clinching win over NIU...Odom allowed just one run on seven hits and fanned five Huskie hitters...Chris Hall and Kyle Martin paced the Red Raiders with one RBI each.

## GAME 14

### Texas Tech 10, New Mexico 8

February 27, 2007 at Isotopes Park, Albuquerque, NM

	1	2	3	4	5	6	7	8	9	R	H	E
TTU	1	0	0	1	0	3	2	3	0	10	14	1
UNM	1	2	2	1	2	0	0	0	0	8	10	1

**W:** Gonzalez (1-1); **L:** Gracey (0-1); **SV:** None

**Attendance:** 249

**Highlights:** Kyle Martin's two-out, two-run homer in the top of the eighth capped an eight-run comeback as Tech defeated UNM 10-8...Roger Kieschnick set a new school record with five multiple base hits (5-for-5)...he logged two home runs, two doubles and two triples...Paul Gonzalez earned the win after pitching four shutout innings of relief...he retired 11 of the 12 batters he faced.

## GAME 15

### Texas Tech 5, Cal State Northridge 0

March 2, 2007 at Dan Law Field, Lubbock, Texas

	1	2	3	4	5	6	7	8	9	R	H	E
CSN	0	0	0	0	0	0	0	0	0	5	3	
TTU	0	0	0	0	2	2	0	1	x	5	7	1

**W:** Ramos (4-1); **L:** Rocchio (1-1); **SV:** None

**Attendance:** 2,023

**Highlights:** AJ Ramos tossed seven shutout innings and fanned a career-high 10 batters to improve to 4-1 on the season...Travis Young pitched the final two innings and preserved the shutout, Tech's first since a 9-0 win over UNLV in March of last season...James Leverton paced the offense with a 3-for-3 day at the plate with three home runs.

## GAME 16

### Cal State Northridge 8, Texas Tech 3

March 3, 2007 at Dan Law Field, Lubbock, Texas

	1	2	3	4	5	6	7	8	9	R	H	E
CSN	0	2	2	0	0	1	1	1	8	14	0	
TTU	0	0	0	0	0	3	0	0	0	3	9	2

**W:** Jolicoeur (4-1); **L:** Hynes (1-1); **SV:** None

**Attendance:** 1,784

**Highlights:** Colt Hynes surrendered four runs on eight hits and lasted just four innings in his first loss of the season...Tech stranded 10 base runners on the afternoon and managed just nine total hits...two fielding errors led to a pair of unearned runs...Matt Smith hit his sixth home run of the season and finished 2-for-5 with one RBI.

## GAME 17

### Texas Tech 10, Cal State Northridge 5

March 4, 2007 at Dan Law Field, Lubbock, Texas

	1	2	3	4	5	6	7	8	9	R	H	E
CSN	0	0	1	0	0	0	3	0	1	5	40	4
TTU	1	0	1	4	2	2	0	0	x	10	10	1

**W:** Odom (3-0); **L:** Fick (0-3); **SV:** None

**Attendance:** 1,913

**Highlights:** Aaron Odom logged seven innings of work and set a new career high with eight strikeouts to lead Tech to a series-clinching win over Cal State Northridge...Roger Kieschnick finished the afternoon 3-for-4 and was a double away from the cycle...he hit his sixth home run of the season in the bottom of the third.

## GAME 18

### Texas Tech 7, UNLV 6

March 6, 2007 at Dan Law Field, Lubbock, Texas

	1	2	3	4	5	6	7	8	9	R	H	E
UNLV	0	0	0	0	2	2	0	0	2	6	10	1
TTU	0	1	2	1	1	1	1	0	x	7	10	2

**W:** Gonzalez (2-1); **L:** Skogley (0-2); **SV:** Auten (5)

**Attendance:** 1,823

**Highlights:** Senior transfer Trey Schurr logged four shutout innings in his first career start but suffered a no-decision by not returning for the fifth inning...Roger Kieschnick belted his fourth double of the season...Chris Hall went 3-for-3 at the plate and Matt Smith added a game-high three RBI.

## GAME 19

### UNLV 5, Texas Tech 4

March 7, 2007 at Dan Law Field, Lubbock, Texas

	1	2	3	4	5	6	7	8	9	R	H	E
UNLV	0	0	1	0	1	0	1	2	0	5	11	2
TTU	0	0	0	0	0	2	2	0	4	10	1	

**W:** Tabor (2-0); **L:** Scofield (0-1); **SV:** Baca (4)

**Attendance:** 1,782

**Highlights:** UNLV's Marc Baca struck out Geoff Byrns with the bases loaded in the bottom of the ninth to preserve a 5-4 win for the Rebels...Tech stranded a total of 10 base runners...Josh Scofield gave up two runs on four hits over five innings of work...James Leverton went 3-for-4 to lead the Tech offense.

## GAME 20

### Texas Tech 9, Texas A&M-CC 4

March 9, 2007 at Whataburger Field, Corpus Christi

	1	2	3	4	5	6	7	8	9	R	H	E
TAMCC	0	1	0	0	0	0	2	4	9	1		
TTU	0	0	1	4	0	1	3	0	x	9	11	2

**W:** Ramos (5-1); **L:** Norman (3-2); **SV:** Young (1)

**Attendance:** 1,782

**Highlights:** AJ Ramos recovered from a shaky start and logged six innings of work and struckout eight...Joey Kennworthy laced a two-RBI single in the fourth, just his second hit of the season...Kyle Martin and Geoff Byrns each added two hits...Travis Young earned his first career save by pitching the final three innings.

## GAME 21

### No. 8 Rice 5, Texas Tech 1

March 10, 2007 at Whataburger Field, Corpus Christi

	1	2	3	4	5	6	7	8	9	R	H	E
TTU	0	0	1	0	0	0	0	0	1	5	2	
Rice	0	0	0	2	1	1	0	1	x	5	9	1

**W:** Berry (3-0); **L:** Odom (3-1); **SV:** Bramhall (2)

**Attendance:** 5,922

**Highlights:** Doug Thennis gave Tech an early 1-0 lead with a bunt sacrifice RBI but a two-run homer by Rice's Jordan Dodson gave the Owls the lead for good in the bottom of the fourth...Rice's Ryan Berry struckout 11 Tech batters and the Red Raiders finished the game with a season-high 13 strikeouts...the win was the 11th-straight in the series for Rice over Tech.



Aaron Odom finished his senior campaign with a 6-4 overall record.

## GAME 22

### Texas Tech 4, No. 23 TCU 1

March 11, 2007, at Whataburger Field, Corpus Christi

	1	2	3	4	5	6	7	8	9	R	H	E
TCU	0	0	0	0	0	1	0	0	1	6	1	
TTU	2	0	0	0	2	0	0	0	4	6	0	

**W:** Hynes (2-1); **L:** Johnson (2-2); **SV:** None

**Attendance:** 5,714

**Highlights:** Senior LHP Colt Hynes fired a complete game and struckout a career-high 11 batters to lead Tech to a 4-1 win over No. 23 TCU...the only run Hynes allowed was an inside-the-park home run by Matt Vern...Kyle Martin added his seventh home run of the season when he belted a two-run job in the sixth.

## GAME 23

### Texas Tech 7, No. 16 Nebraska 6 (11)

March 15, 2007 at Dan Law Field, Lubbock, Texas

	1	2	3	4	5	6	7	8	9	10	11	R	H	E
NEB	0	4	0	1	0	0	0	1	0	0	6	9	2	
TTU	1	0	3	0	0	1	0	1	0	1	7	14	1	

**W:** Young (2-0); **L:** Harmelink (0-1); **S:** None

**Attendance:** 1,984

**Highlights:** Nebraska reliever Mike Harmelink threw a ball in the dirt and Joey Kenworthy was able to score the winning run from third base in the bottom of the 11th...the last three runs of the game were scored on wild pitches...Matt Smith and Geoff Byrns each added two RBI...the game was televised nationally on Fox College Sports.

## GAME 24

### No. 16 Nebraska 13, Texas Tech 1

March 16, 2007 at Dan Law Field, Lubbock, Texas

	1	2	3	4	5	6	7	8	9	R	H	E
NEB	0	2	0	1	3	4	0	2	1	13	14	2
TTU	0	0	0	0	1	0	0	0	1	6	3	

**W:** Shirek (2-2); **L:** Odum (3-2); **SV:** None

**Attendance:** 1,994

**Highlights:** Nebraska pounded out 13 runs on 14 hits and took advantage of three Texas Tech fielding errors...Tech had the bases loaded with no outs in the



Matt Smith left school a year early after being drafted by the Oakland A's.

bottom of the fourth but could not score and the Huskers went on to break the game open with seven runs in the fifth and sixth innings.

## GAME 25

### Texas Tech 9, No. 16 Nebraska 8

March 17, 2007 at Dan Law Field, Lubbock, Texas

	1	2	3	4	5	6	7	8	9	R	H	E
NEB	2	0	0	0	1	0	3	2	8	9	1	
TTU	0	1	0	3	2	0	0	2	1	9	12	3

**W:** Gonzalez (3-1); **L:** Edlefsen (0-1); **SV:** None

**Attendance:** 2,473

**Highlights:** Doug Thennis hit a walk-off home run in the bottom of the ninth to lift Texas Tech to a 9-8 series-clinching win over the 16th-ranked Huskers...Tech squandered leads of 6-2 and 8-6 and was forced to go to the bottom of the ninth where Thennis picked up his second walk-off hit of the season...James Leverton picked up his first home run of the year...Colt Hynes logged eight solid innings of work but earned a no-decision.

## GAME 26

### Baylor 5, Texas Tech 1

March 23, 2007 at Baylor Ballpark, Waco, Texas

	1	2	3	4	5	6	7	8	9	R	H	E
TTU	0	0	0	1	0	0	0	0	1	5	1	
BU	0	0	4	0	0	0	1	x	5	7	0	

**W:** Madel (3-4); **L:** Hynes (2-2); **SV:** Cassavechia (4)

**Attendance:** 3,290

**Highlights:** Jeff Mandel struckout eight Tech hitters and logged 6 2/3 innings of work to earn his third win of the season... Kyle Martin scored Tech's only run of the game with his eighth home run of the season...Josh Scofield pitched a season-high 4 2/3 innings of relief...Taylor Ashby went 2-for-3 to lead the Tech offense.

## GAME 27

### Texas Tech 8, Baylor 7

March 24, 2007 at Baylor Ballpark, Waco, Texas

	1	2	3	4	5	6	7	8	9	10	R	H	E
TTU	1	0	0	2	0	0	0	3	1	1	8	12	2
BU	2	0	0	1	1	1	2	0	0	7	13	2	

**W:** Young (3-0); **L:** Cassavechia (3-1); **S:** None

**Attendance:** 4,540

**Highlights:** James Leverton scored on a bases-loaded balk in the top of the 10th to give the Red Raiders an 8-7 win over Baylor... Kyle Martin homered in his second straight game while Leverton and Roger Kieschnick each added a pair of RBI... Travis Young picked up the win in relief by retiring all four batters he faced.

## GAME 28

### Baylor 14, Texas Tech 4

March 25, 2007 at Baylor Ballpark, Waco, Texas

	1	2	3	4	5	6	7	8	9	R	H	E
TTU	0	0	0	0	0	1	2	x	x	4	9	4
BU	1	0	0	12	0	1	x	x	14	15	2	

**W:** Volz (3-1); **L:** Odum (3-3); **SV:** None

**Attendance:** 2,922

**Highlights:** Texas Tech surrendered 12 runs in the fourth inning (most since giving up 12 against Baylor back in 2004) and ended up getting run-ruled for the first time since the 2000 season...a defensive error by Aaron Odum in the fourth started the fourth inning fireworks for the Bears... Roger Kieschnick and Kyle Martin each hit home runs in the game.

## GAME 29

### Texas Tech 10, New Mexico State 3

March 27, 2007 at Dan Law Field, Lubbock, Texas

	1	2	3	4	5	6	7	8	9	R	H	E
NMSU	1	0	0	0	1	0	0	1	0	3	9	1
TTU	0	2	0	4	0	3	1	x	10	10	1	

**W:** Gonzalez (4-1); **L:** Garza (1-2); **SV:** None

**Attendance:** 1,864

**Highlights:** Roger Kieschnick belted two doubles in the game, including a two-RBI shot in the bottom of the fifth to lead the Tech offense...Paul Gonzalez pitched two innings of relief and earned the win... reliever Chris Ortmeier made his first appearance of the season and recorded two shutout innings.

## GAME 30

### Kansas State 4, Texas Tech 3

March 30, 2007 at Tointon Stadium, Manhattan, Kan.

	1	2	3	4	5	6	7	8	9	R	H	E
TTU	0	0	0	0	2	1	0	0	3	11	1	
KSU	0	0	0	1	0	0	0	3	x	4	9	0

**W:** Murray (3-2); **L:** Hynes (2-3); **SV:** Edwards (8)

**Attendance:** 682

**Highlights:** The majority of this game was actually played on March 31 as the game was suspended on Friday night in the middle of the second due to heavy rain and lightning...The Red Raiders blew a two-run lead in the bottom of the eighth thanks to five-straight two out hits by the Wildcats...Matt Smith hit a two-run home run in the top of the sixth.

# 2007 REVIEW



Taylor Ashby started 54 of Tech's 55 games during his freshman campaign.



Chris Hall hit .299 as a freshman with eight doubles, two home runs and 15 RBIs.

## GAME 31

### Texas Tech 16, Kansas State 5

March 31, 2007 at Tointon Stadium, Manhattan, Kan.

	1	2	3	4	5	6	7	8	9	R	H	E
TTU	2	2	5	0	0	2	5	x	x	16	15	0
KSU	0	0	0	0	5	0	0	x	x	5	8	1

**W:** Ramos (6-1); **L:** Bayuk (2-2); **SV:** None

**Attendance:** 682

**Highlights:** Texas Tech pounded Kansas State in front of a regional television audience on Fox Sports Net and improved to 2-0 in televised games this season...Matt Smith hit two home runs to surpass his entire total from last season...Jason Seefeld hit his first home run of the year in the top of the third...Smith added four RBI while Taylor Ashby and Doug Thennis each added three...AJ Ramos picked up his second start of the weekend as he started the suspended game on Friday.

## GAME 32

### Kansas State 7, Texas Tech 3

April 1, 2007 at Tointon Stadium, Manhattan, Kan.

	1	2	3	4	5	6	7	8	9	R	H	E
TTU	0	1	0	0	0	1	0	1	0	3	10	0
KSU	0	0	1	0	1	0	0	5	x	7	8	1

**W:** Hurley (1-1); **L:** Odum (3-4); **SV:** None

**Attendance:** 1,014

**Highlights:** For the second straight day, Texas Tech blew a lead in the bottom of the eighth and this time it cost them the three-game series against KSU...Reliever Aaron Odum gave up four runs in just one third of an inning of relief for his fourth loss of the season...Geoff Byrns hit his second home run of the year...Tech played error free for the second time this weekend.

## GAME 33

### No. 13 Texas A&M 7, Texas Tech 4

April 5, 2007 at Dan Law Field, Lubbock, Texas

	1	2	3	4	5	6	7	8	9	R	H	E
TAM	0	5	0	0	0	0	2	0	7	12	1	
TTU	0	0	0	4	0	0	0	0	4	7	0	

**W:** Newmann (5-1); **L:** Young (3-1); **SV:** Nicholson (4)

**Attendance:** 2,252

**Highlights:** A five-run second inning spelled doom for the Red Raiders in their series opener against the 13th-ranked Aggies...Senior RHP Travis Young made his first career start but suffered the loss in a seven-inning effort...his five strikeouts and seven innings pitched were both career highs...Jason Seefeld went 2-for-3 while Taylor Ashby added a team-high two RBIs.

## GAME 34

### Texas Tech 8, No. 13 Texas A&M 3

April 6, 2007 at Dan Law Field, Lubbock, Texas

	1	2	3	4	5	6	7	8	9	R	H	E
TAM	0	2	0	0	0	0	0	1	3	11	3	
TTU	0	0	3	1	1	2	0	x	8	10	2	

**W:** Ramos (7-1); **L:** Ueckert (1-1); **SV:** None

**Attendance:** 2,252

**Highlights:** Texas Tech evened the series on Friday with an 8-3 win over the Aggies...the two teams were supposed to play a doubleheader but falling temperatures and snow fall eventually led to the cancellation of the third game...Roger Kieschnick was a double away from the cycle as he went 4-for-5 with two singles, a triple and a home run...AJ Ramos improved to 7-1 with a seven-inning outing and recorded seven strikeouts.

## GAME 35

### Texas Tech 17, Hardin Simmons 6

April 10, 2007 at Dan Law Field, Lubbock, Texas

	1	2	3	4	5	6	7	8	9	R	H	E
HSU	0	0	3	0	0	1	0	2	0	6	8	0
TTU	0	8	3	1	0	3	2	0	x	17	21	1

**W:** Large (2-0); **L:** Sweatman (2-0); **SV:** None

**Attendance:** 1,793

**Highlights:** Texas Tech pounded its most hits in a game (21) since 2005 against UC-Irvine in a 17-6 route of Hardin Simmons...the game was added to the schedule after the Red Raiders lost two games to weather (TCU and Texas A&M)...Cory Large made just his second appearance of the season and earned the win...Large has missed most of the year due to a shoulder injury...

Chris Richburg and Doug Thennis each had 11 hits...James Leverton extended his hit streak to 11 games.

## GAME 36

### No. 6 Texas 7, Texas Tech 2

April 13, 2007 at UFCU Disch-Falk Field, Austin, Texas

	1	2	3	4	5	6	7	8	9	R	H	E
TTU	0	0	1	0	1	0	0	0	2	10	1	
UT	1	3	1	0	2	0	0	x	7	11	1	

**W:** Russell (8-2); **L:** Ramos (7-2); **SV:** None

**Attendance:** 4,930

**Highlights:** Tech dropped its first game of the Texas series after the Longhorns scored runs in the first three innings...the game was suspended with two outs in the top of the ninth due to severe weather and was completed on Saturday afternoon...AJ Ramos suffered just his second loss of the year after giving up all seven runs over 4 1/3 innings...Brian Cloud logged a career-high 3 2/3 innings of relief work...Kyle Martin paced the offense with three hits.

## GAME 37

### No. 6 Texas 10, Texas Tech 1

April 14, 2007 at UFCU Disch-Falk Field, Austin, Texas

	1	2	3	4	5	6	7	8	9	R	H	E
TTU	0	0	0	0	0	1	0	0	1	4	2	
UT	5	0	0	0	3	0	2	x	10	14	0	

**W:** Alaniz (9-2); **L:** Scofield (0-2); **SV:** None

**Attendance:** 5,195

**Highlights:** Josh Scofield gave up five runs in the first inning and was pulled after recording just one out in the frame...Roger Kieschnick snapped the shutout attempt with his 10th home run of the season...he became the third Red Raider to hit double digits in home runs.

## GAME 38

### No. 6 Texas 4, Texas Tech 2

April 15, 2007 at UFCU Disch-Falk Field, Austin, Texas

	1	2	3	4	5	6	7	8	9	R	H	E
TTU	0	0	0	1	1	0	0	0	2	5	1	
UT	0	0	1	0	0	0	3	0	x	4	8	1

**W:** Boone (2-5); **L:** Hynes (2-4); **SV:** None

**Attendance:** 5,281

**Highlights:** Texas Tech watched a 2-1 lead fall apart in the bottom of the seventh as the Longhorns rallied for three runs and earned a series sweep over the Red Raiders...Matt Smith and Kyle Martin each had RBIs in the game for Tech...Starter Colt Hynes was charged with all four runs for the Red Raiders and fell to 2-4 on the year.

## GAME 39

### Texas Tech 1, Kansas 0

April 20, 2007 at Dan Law Field, Lubbock, Texas

	1	2	3	4	5	6	7	8	9	R	H	E
KU	0	0	0	0	0	0	0	0	0	3	0	
TTU	1	0	0	0	0	0	0	x	1	9	1	

**W:** Ramos (8-2); **L:** Marks (3-5); **SV:** None

**Attendance:** 2,506

**Highlights:** Sophomore AJ Ramos turned in his first career complete game to lead Tech to a 1-0 shutout of Kansas...the complete game shutout was the first by a Red Raider since Brian Wyatt did so against Texas A&M back on March 19, 2005...Kieschnick plated Tech's only run of the game when he laced an RBI single.

## GAME 40

### Texas Tech 3, Kansas 1

April 21, 2007 at Dan Law Field, Lubbock, Texas

	1	2	3	4	5	6	7	8	9	R	H	E
KU	0	0	1	0	0	0	0	0	0	1	8	0
TTU	0	3	0	0	0	0	0	0	x	3	6	0

**W:** Hynes (3-4); **L:** Ashwood (3-4); **SV:** Young (2)

**Attendance:** 2,288

**Highlights:** Senior LHP Colt Hynes held Kansas to just one run over 7 1/3 innings to pick up his first win in his last six appearances...Travis Young finished the game and earned his second save of the season...for the second straight day Tech did all of its scoring in just one inning...Doug Thennis' two-RBI triple turned in the second turned out to be the game winner... The series win over Kansas marked the first for Tech since the 2004 season.

## GAME 41

### Kansas 8, Texas Tech 1

April 22, 2007 at Dan Law Field, Lubbock, Texas

	1	2	3	4	5	6	7	8	9	R	H	E
KU	0	1	0	0	0	3	2	0	8	11	0	
TTU	0	0	1	0	0	0	0	x	1	9	0	

**W:** Ortmeier (0-1); **L:** Marciel (4-2); **SV:** None

**Attendance:** 2,668

**Highlights:** Kansas avoided a series sweep in front of a season-high crowd of 2,668 fans at Dan Law Field...Tech's only run of the game came in the bottom of the third when Chris Richburg hit his first home run of the season...Cory Large allowed just one run over five innings in his first Big 12 start.

## GAME 42

### Texas Tech 9, College of Southwest 3

April 23, 2007 at Dan Law Field, Lubbock, Texas

	1	2	3	4	5	6	7	8	9	R	H	E
CSW	1	0	0	0	1	1	0	0	0	3	7	2
TTU	1	0	1	5	1	0	1	0	x	9	12	0

**W:** Odóm (4-4); **L:** Rodriguez (0-6); **SV:** None

**Attendance:** 1,742

**Highlights:** Roger Kieschnick hit an inside-the-park home run for his 11th dinger of the season...Doug Thennis picked up his fifth home run of the year and the finished the day 2-for-3 with three RBIs...Aaron Odóm earned the win for the Red Raiders by logging five innings allowing two runs on four hits.

## GAME 43

### TCU 8, Texas Tech 6

April 25, 2007 at Lupton Stadium, Fort Worth, Texas

	1	2	3	4	5	6	7	8	9	R	H	E
TTU	0	0	4	0	1	1	0	0	0	6	10	0
TCU	0	0	2	0	0	0	5	1	x	8	8	2

**W:** Lockwood (4-2); **L:** González (4-2); **SV:** Demel (7)

**Attendance:** 2,435

**Highlights:** Austin Adams hit a three-run home run in the bottom of the seventh to complete a five-run rally and TCU went on to beat Tech 8-6...Chris Richburg hit a three-run home run for Tech in the fourth while Matt Smith hit his 11th dinger of the year in the fifth...Josh Scofield earned a no-decision after pitching six innings.

## GAME 44

### Missouri 10, Texas Tech 4

April 27, 2007 at Taylor Stadium, Columbia, Mo.

	1	2	3	4	5	6	7	8	9	R	H	E
TTU	0	1	0	0	0	1	0	0	2	4	10	0
MU	1	0	9	0	0	0	0	0	x	10	9	1

**W:** Crow (6-2); **L:** Ramos (8-3); **SV:** None

**Attendance:** 777

**Highlights:** Missouri exploded for nine runs in the bottom of the third and cruised to a 10-4 series-opening win...AJ Ramos gave up seven runs while reliever Trey Schurr surrendered three...Schurr pitched a season-high 5 2/3 innings of relief...Doug Thennis, Taylor Ashby and Kyle Martin each had multiple-hit games.

## GAME 45

### Missouri 12, Texas Tech 7

April 28, 2007 at Taylor Stadium, Columbia, Mo.

	1	2	3	4	5	6	7	8	9	R	H	E
TTU	0	0	4	0	3	0	0	0	0	7	10	0
MU	1	0	4	3	0	4	0	0	x	12	10	1

**W:** Folgia (4-3); **L:** Hynes (3-5); **SV:** None

**Attendance:** 1,347

**Highlights:** Missouri broke open a one-run ballgame with a four-run sixth inning to clinch the series against Texas Tech...Tech grabbed its first lead of the series at 4-1 in the top of the third only to watch it disappear in the bottom half of the frame...Colt Hynes gave up eight runs and fell to 3-5...Chris Richburg, Jason Seefeld and Matt Smith each totaled multiple-RBI games.

## GAME 46

### Missouri 6, Texas Tech 5

April 29, 2007 at Taylor Stadium, Columbia, Mo.

	1	2	3	4	5	6	7	8	9	R	H	E
TTU	0	0	0	0	2	1	0	2	5	11	0	
MU	1	0	2	0	0	1	0	0	2	6	9	0

**W:** Hicks (4-0); **L:** Young (3-2); **SV:** None

**Attendance:** 1,152

**Highlights:** James Leverton gave Tech a 5-4 lead in the top of the ninth with a two-out home run but the Tech bullpen melted in the bottom of the ninth and Missouri earned a series sweep over the Red Raiders...Ryan Lollis scored the winning run on a wild pitch by AJ Ramos with two-outs in the bottom half of the ninth...the home run by Leverton was just his second of the season.

## GAME 47

### Texas Tech 15, Dallas Baptist 6

May 1, 2007 at Dan Law Field, Lubbock, Texas

	1	2	3	4	5	6	7	8	9	R	H	E
DBU	0	0	2	0	0	2	0	0	6	8	1	
TTU	5	0	4	0	3	1	2	x	15	14	1	

**W:** Odóm (5-4); **L:** Goins (5-2); **SV:** None

**Attendance:** 1,766

**Highlights:** Chris Richburg's first career grand slam and seven RBIs helped snap Texas Tech's four-game losing skid as the Red Raiders improved to 2-0 on the season against DBU...Richburg's seven RBIs in the game were the most by a Tech player since Michael Mask did the same against Howard Payne in a game back in 2004...Aaron Odóm pitched 5 2/3 innings to earn the win.

## GAME 48

### Oklahoma State 13, Texas Tech 5

May 11, 2007 at Dan Law Field, Lubbock, Texas

	1	2	3	4	5	6	7	8	9	R	H	E
OSU	3	4	0	1	0	0	0	0	5	13	12	3
TTU	3	0	0	2	0	0	0	0	0	5	9	3

**W:** Weinhardt (3-1); **L:** Large (2-1); **SV:** None

**Attendance:** 2,325

**Highlights:** Oklahoma State broke open a three-run game with five runs in the top of the ninth to take the opener 13-5...Ryan Ridling gave the Cowboys an early 3-0 lead in the first when he connected on a three-run home run...Cory Large lasted just one inning in what was his shortest start of the season.

## GAME 49

### Oklahoma State 7, Texas Tech 0

May 12, 2007 at Dan Law Field, Lubbock, Texas

	1	2	3	4	5	6	7	8	9	R	H	E
OSU	0	0	0	1	0	1	0	2	0	3	7	12
TTU	0	0	0	0	0	0	0	0	0	0	7	1

**W:** Odle (6-4); **L:** Ramos (8-3); **SV:** None

**Attendance:** 2,556

**Highlights:** Oklahoma State handed Tech its first shutout of the season...OSU rode the arm of Oliver Odle who logged eight innings of work and scattered just seven hits...AJ Ramos suffered the loss despite a solid effort - he scattered four runs on 10 hits over seven innings of work.

## GAME 50

### Oklahoma State 10, Texas Tech 0

May 13, 2007 at Dan Law Field, Lubbock, Texas

	1	2	3	4	5	6	7	8	9	R	H	E
OSU	2	0	2	2	3	1	0	x	x	10	13	1
TTU	0	0	0	0	0	0	0	x	x	0	2	2

**W:** Oliver (6-1); **L:** Hynes (3-6); **SV:** None

**Attendance:** 2,229

**Highlights:** Oklahoma State completed the series sweep with a 10-0 shutout in the finale...the last time Tech was dealt back-to-back shutouts was against Texas back in 2004...Colt Hynes gave up six runs on six hits over 3 1/3 innings to take the loss...Doug Thennis and Jason Seefeld accounted for Tech's only two hits of the game.

## GAME 51

### Texas Tech 9, New Mexico 8

May 14, 2007 at Dan Law Field, Lubbock, Texas

	1	2	3	4	5	6	7	8	9	R	H	E
UNM	2	0	0	3	0	0	0	1	2	8	13	2
TTU	1	0	0	3	1	0	0	4	x	9	12	3

**W:** Scofield (1-2); **L:** Skelton (1-2); **SV:** Leverton (1)

**Attendance:** 1,772

**Highlights:** Tech snapped a three-game losing skid by erasing a one-run deficit with four runs in the bottom half of the eighth...pinch hitter Blake Lemen tied the game at 6-6 with an RBI single and then Chris Richburg drove in the winning runs with a three-RBI triple to right field...Josh Scofield picked up the win in relief and it marked his first of the season.

# 2007 REVIEW



Chris Richburg hit .333 in 2007 along with five doubles, three home runs and 28 RBIs.



AJ Ramos went 8-5 in 2007 and led the team with 88 innings pitched.

## GAME 52

### New Mexico State 5, Texas Tech 4

May 15, 2007 at Coca Cola Field, Roswell, N.M.

	1	2	3	4	5	6	7	8	9	R	H	E
TTU	0	0	0	0	0	4	0	0	4	6	1	
NMS	0	0	1	2	1	0	0	1	x	5	6	1

W: Smith (4-4); L: Ortmeier (0-2); SV: None

Attendance: 227

**Highlights:** NMSU's Joseph Scaperotta hit a solo home run in the bottom of the eighth to lift the Aggies to a 5-4 win over Texas Tech...The Red Raiders did all their damage in the sixth inning - Doug Thennis got Tech going with a solo home run while Jason Seefeld tied the game with a bases loaded two-RBI single to right... Chris Ortmeier suffered the loss despite three solid innings of relief work.

## GAME 53

### Oklahoma 6, Texas Tech 5

May 18, 2007 at L. Dale Mitchell Park, Norman, Okla.

	1	2	3	4	5	6	7	8	9	R	H	E
TTU	0	0	0	0	0	4	0	0	1	5	10	3
NMS	2	0	3	0	0	1	0	0	x	6	5	1

W: Porlier (7-5); L: Ramos\* (8-5); SV: Doyle (1)

Attendance: 810

**Highlights:** Texas Tech mounted a rally in the top of the ninth but couldn't get the tying run across and OU notched a 6-5 win over the Red Raiders...the loss officially eliminated Texas Tech from the 2007 Big 12 Conference Championships in Oklahoma City...AJ Ramos took the loss after giving up six runs over seven innings of work.

## GAME 54

### Oklahoma 8, Texas Tech 7

May 19, 2007 at L. Dale Mitchell Park, Norman, Okla.

	1	2	3	4	5	6	7	8	9	10	R	H	E
TTU	0	0	0	2	1	1	2	1	0	0	7	12	0
OU	1	0	0	0	2	1	2	1	0	1	8	12	1

W: Hughes (6-3); L: Ortmeier (0-3); SV: None

Attendance: 666

**Highlights:** Oklahoma's Joe Dunigan hit a walk-off in the bottom of the 10th

inning to give the Sooners an 8-7 win... Colt Hynes pitched six strong innings in a no-decision while Kyle Martin led the offense with three hits.

## GAME 55

### Texas Tech 15, Oklahoma 5

May 20, 2007 at L. Dale Mitchell Park, Norman, Okla.

	1	2	3	4	5	6	7	8	9	R	H	E
TTU	0	0	0	8	1	6	0	x	x	15	14	1
NMS	2	0	0	1	1	1	0	x	x	5	7	1

W: Odom (6-4); L: Mottern (3-4); SV: None

Attendance: 882

**Highlights:** Senior LHP Aaron Odom made sure the Red Raider seniors went out on a good note as he pitched a complete game (7 innings) allowing just five runs on seven hits...the game was called due to the Big 12 run rule policy in Sunday games... Doug Thennis, James Leverton, Taylor Ashby and Chris Hall each added home runs on the afternoon.

## MISCELLANEOUS RECORDS

At Dan Law Field	19-12
On the Road	4-13
At Neutral Sites	5-2
Record in Three-Game Series	12-17
On Artificial Turf	19-15
On Natural Grass	9-12
February	10-4
March	10-7
April	5-10
May	3-5
June	0-0
Vs. Non-Conf.	19-8
Vs. Big 12	8-18
Vs. Big 12 South	3-11
Vs. Big 12 North	5-7
Monday	2-0
Tuesday	5-2
Wednesday	1-0
Thursday	1-0
Friday	5-8
Saturday	6-7
Sunday	7-7
vs Left Starter	11-12
vs Right Starter	17-15
1-Run games	9-7
2-Run games	4-3
5+Run games	12-12
Extra inns	3-1
Shutouts	2-2
Scores first	18-4
Opp. scores first	10-23
After 6 leading	21-3
After 6 trailing	3-21
After 6 tied	4-3
After 7 leading	21-1
After 7 trailing	3-20
After 7 tied	2-4
After 8 leading	24-0
After 8 trailing	1-23
After 8 tied	1-2
Hit 0 home runs	9-11
Hit 1 home run	7-13
Hit 2+ home runs	12-3
Opponent 0 home runs	18-7
Opponent 1 home run	7-11
Opponent 2+ HRs	3-9
Made 0 errors	7-7
Made 1 error	15-11
Made 2+ errors	6-9
Opp. made 0 errors	4-7
Opp. made 1 error	10-11
Opp. made 2+ errors	14-9
Out-hit opponent	15-6
Out-hit by opponent	9-17
Hits are tied	4-4

# 2007 REVIEW

## 2007 GAME-BY-GAME RESULTS

Game date	Opposing team	Score	r-h-e	r-h-e	Inns	Overall	Big 12	Pitcher of record	Attend
Feb 03, 2007	STEPHEN F. AUSTIN	W 4-3	4-6-0	3-9-1	(11)	1-0-0	0-0-0	Ramos (W 1-0)	1922
Feb 04, 2007	STEPHEN F. AUSTIN	L 1-2	1-8-1	2-8-4	9	1-1-0	0-0-0	Morgan (L 0-1)	1885
Feb 06, 2007	NEW MEXICO	L 13-15L	13-14-1	15-16-3	9	1-2-0	0-0-0	Janca (L 0-1)	1803
Feb 09, 2007	NORTHWESTERN	L 7-12	7-6-4	12-19-3	9	1-3-0	0-0-0	Ramos (L 1-1)	1684
Feb 11, 2007	NORTHWESTERN	W 4-3	4-11-1	3-11-0	9	2-3-0	0-0-0	Hynes (W 1-0)	1972
Feb 11, 2007	WESTERN ILLINOIS	W 12-2	12-13-0	2-8-3	9	3-3-0	0-0-0	Odom (W 1-0)	1972
Feb 12, 2007	WESTERN ILLINOIS	W 13-11	13-13-1	11-17-2	9	4-3-0	0-0-0	Large (W 1-0)	1927
Feb 16, 2007	vsDallas Baptist	W 21-1	21-19-1	1-6-3	9	5-3-0	0-0-0	Ramos (W 2-1)	545
Feb 17, 2007	vsSt. John's	W 10-6	10-13-1	6-12-2	9	6-3-0	0-0-0	Auten (W 1-0)	710
Feb 18, 2007	vsSt. John's	W 7-5	7-7-1	5-12-5	9	7-3-0	0-0-0	Young (W 1-0)	819
Feb 23, 2007	NORTHERN ILLINOIS	W 6-5	6-7-1	5-10-2	9	8-3-0	0-0-0	Ramos (W 3-1)	1823
Feb 24, 2007	NORTHERN ILLINOIS	L 5-8	5-8-2	8-15-3	9	8-4-0	0-0-0	Gonzalez (L 0-1)	1883
Feb 25, 2007	NORTHERN ILLINOIS	W 4-1	4-6-0	1-7-2	9	9-4-0	0-0-0	Odom (W 2-0)	1989
Feb 27, 2007	at New Mexico	W 10-8	10-14-1	8-10-1	9	10-4-0	0-0-0	Gonzalez (W 1-1)	249
Mar 02, 2007	CAL STATE NORTHRIDGE	W 5-0	5-7-1	0-5-3	9	11-4-0	0-0-0	Ramos (W 4-1)	2023
Mar 03, 2007	CAL STATE NORTHRIDGE	L 3-8	3-9-2	8-14-0	9	11-5-0	0-0-0	Hynes (L 1-1)	1784
Mar 04, 2007	CAL STATE NORTHRIDGE	W 10-5	10-10-1	5-10-4	9	12-5-0	0-0-0	Odom (W 3-0)	1913
Mar 06, 2007	UNLV	W 7-6	7-10-2	6-10-1	9	13-5-0	0-0-0	Gonzalez (W 2-1)	1823
Mar 07, 2007	UNLV	L 4-5	4-10-1	5-11-2	9	13-6-0	0-0-0	Scotfield (L 0-1)	1782
Mar 09, 2007	vsTexas A&M-CC	W 9-4	9-11-2	4-9-1	9	14-6-0	0-0-0	Ramos (W 5-1)	5502
Mar 10, 2007	vsRice	L 1-5	1-5-2	5-9-1	9	14-7-0	0-0-0	Odom (L 3-1)	5922
Mar 11, 2007	vsTCU	W 4-1	4-6-0	1-6-1	9	15-7-0	0-0-0	Hynes (W 2-1)	5714
* Mar 15, 2007	NEBRASKA	W 7-6	7-14-1	6-9-2	(11)	16-7-0	1-0-0	Young (W 2-0)	1984
* Mar 16, 2007	NEBRASKA	L 1-13	1-6-3	13-14-2	9	16-8-0	1-1-0	Odom (L 3-2)	1994
* Mar 17, 2007	NEBRASKA	W 9-8	9-12-3	8-9-1	9	17-8-0	2-1-0	Gonzalez (W 3-1)	2473
* Mar 23, 2007	at Baylor	L 1-5	1-5-1	5-7-0	9	17-9-0	2-2-0	Hynes (L 2-2)	3290
* Mar 24, 2007	at Baylor	W 8-7	8-12-2	7-13-2	(10)	18-9-0	3-2-0	Young (W 3-0)	4540
* Mar 25, 2007	at Baylor	L 4-14	4-9-1	14-15-2	7	18-10-0	3-3-0	Odom (L 3-3)	2922
Mar 27, 2007	NEW MEXICO STATE	W 10-3	10-10-1	3-9-1	9	19-10-0	3-3-0	Gonzalez (W 4-1)	1864
* Mar 30, 2007	at Kansas State	L 3-4	3-11-1	4-9-0	9	19-11-0	3-4-0	Hynes (L 2-3)	682
* Mar 31, 2007	at Kansas State	W 16-5	16-15-0	5-8-1	7	20-11-0	4-4-0	Ramos (W 6-1)	682
* Apr 01, 2007	at Kansas State	L 3-7	3-10-0	7-8-1	9	20-12-0	4-5-0	Odom (L 3-4)	1014
* Apr 05, 2007	TEXAS A&M	L 4-7	4-7-0	7-12-1	9	20-13-0	4-6-0	Young (L 3-1)	2252
* Apr 06, 2007	TEXAS A&M	W 8-3	8-10-2	3-11-3	9	21-13-0	5-6-0	Ramos (W 7-1)	2173
Apr 10, 2007	HARDIN SIMMONS	W 17-6	17-21-1	6-8-0	9	22-13-0	5-6-0	Large (W 2-0)	1793
* Apr 13, 2007	at Texas	L 2-7	2-10-1	7-11-1	9	22-14-0	5-7-0	Ramos (L 7-2)	4930
* Apr 14, 2007	at Texas	L 1-10	1-4-2	10-14-0	9	22-15-0	5-8-0	Scotfield (L 0-2)	5195
* Apr 15, 2007	at Texas	L 2-4	2-5-1	4-8-1	9	22-16-0	5-9-0	Hynes (L 2-4)	5281
* Apr 20, 2007	KANSAS	W 1-0	1-9-1	0-3-0	9	23-16-0	6-9-0	Ramos (W 8-2)	2506
* Apr 21, 2007	KANSAS	W 3-1	3-6-0	1-8-0	9	24-16-0	7-9-0	Hynes (W 3-4)	2288
* Apr 22, 2007	KANSAS	L 1-8	1-9-1	8-11-0	9	24-17-0	7-10-0	Ortmeier (L 0-1)	2668
Apr 23, 2007	COLLEGE SW	W 9-3	9-12-0	3-7-2	9	25-17-0	7-10-0	Odom (W 4-4)	1742
Apr 25, 2007	at TCU	L 6-8	6-10-0	8-8-2	9	25-18-0	7-10-0	Gonzalez (L 4-2)	2435
* Apr 27, 2007	at Missouri	L 4-10	4-10-0	10-9-1	9	25-19-0	7-11-0	Ramos (L 8-3)	777
* Apr 28, 2007	at Missouri	L 7-12	7-10-0	12-10-1	9	25-20-0	7-12-0	Hynes (L 3-5)	1347
* Apr 29, 2007	at Missouri	L 5-6	5-11-0	6-9-0	9	25-21-0	7-13-0	Young (L 3-2)	1152
May 01, 2007	DALLAS BAPTIST	W 15-6	15-14-1	6-8-1	9	26-21-0	7-13-0	Odom (W 5-4)	1766
* May 11, 2007	OKLAHOMA STATE	L 5-13	5-9-3	13-12-3	9	26-22-0	7-14-0	Large (L 2-1)	2325
* May 12, 2007	OKLAHOMA STATE	L 0-7	0-7-1	7-12-0	9	26-23-0	7-15-0	Ramos (L 8-4)	2556
* May 13, 2007	OKLAHOMA STATE	L 0-10	0-2-2	10-13-1	7	26-24-0	7-16-0	Hynes (L 3-6)	2229
May 14, 2007	NEW MEXICO	W 9-8	9-12-3	8-13-2	9	27-24-0	7-16-0	Scotfield (W 1-2)	1772
May 15, 2007	vsNew Mexico State	L 4-5	4-6-1	5-6-1	9	27-25-0	7-16-0	Ortmeier (L 0-2)	227
* May 18, 2007	at Oklahoma	L 5-6	5-10-3	6-5-1	9	27-26-0	7-17-0	Ramos (L 8-5)	810
* May 19, 2007	at Oklahoma	L 7-8	7-12-0	8-12-1	(10)	27-27-0	7-18-0	Ortmeier (L 0-3)	666
* May 20, 2007	at Oklahoma	W 15-5	15-14-1	5-7-1	7	28-27-0	8-18-0	Odom (W 6-4)	882

\* = Big 12 Conference game

# = Big 12 Tournament, Oklahoma City, Okla.

# 2007 REVIEW



## 2007 FINAL BIG 12 STATISTICS

### 2007 Texas Tech Baseball

Overall: 8-18

Home: 5-6

Away: 3-12

Player	Avg	GP	GS	AB	R	H	2B	3B	HR	RBI	TB	SLG%	BB	HBP	SO	GDP	OB%	SF	SH	SB	ATT	PO	A	E	FLD%
17 Ashby, Taylor.....	.397	26	26	98	14	33	7	1	1	14	45	.459	6	0	20	2	.371	1	3	4	5	36	0	1	.973
13 Thennis, Doug.....	.329	23	23	85	15	28	5	1	2	13	41	.482	11	1	24	2	.408	1	2	2	4	24	0	3	.889
10 Leverton, James.....	.301	26	26	93	13	28	4	0	3	12	41	.441	16	1	21	3	.409	0	2	2	2	225	20	2	.992
7 Seefeld, Jason.....	.299	25	22	77	8	23	3	0	1	10	29	.377	4	1	15	3	.341	0	3	3	3	43	53	2	.980
4 Martin, Kyle.....	.287	26	26	101	14	29	8	0	5	17	52	.515	13	1	28	2	.374	0	1	1	3	42	70	6	.949
33 Kieschnick, R.....	.269	26	26	108	16	29	8	1	4	12	51	.472	10	1	23	2	.336	0	1	2	4	70	2	2	.973
16 Smith, Matt.....	.258	26	26	93	16	24	7	0	3	18	40	.430	20	0	20	2	.386	1	0	0	0	134	16	1	.993
3 Hall, Chris.....	.149	21	18	67	9	10	1	0	1	2	14	.209	4	1	20	4	.208	0	1	0	0	20	35	3	.948
32 Richburg, Chris.....	.306	15	12	49	9	15	2	0	1	11	20	.408	0	3	11	0	.333	2	0	2	2	18	0	1	.947
21 Byrns, Geoff.....	.233	14	13	43	3	10	2	0	1	4	15	.349	10	2	14	1	.393	1	0	0	0	11	0	0	1.000
6 Kenworthy, Joey.....	.227	8	5	22	2	5	2	0	0	0	7	.318	1	0	5	0	.261	0	1	0	0	12	13	1	.962
5 Lemen, Blake.....	.214	14	1	14	0	3	0	0	0	1	3	.214	3	0	4	0	.353	0	0	0	0	2	0	0	1.000
2 Baker, Ben.....	.080	15	9	25	2	2	1	0	0	2	3	.120	2	2	5	0	.200	1	0	2	3	5	22	2	.931
29 Ahern, Tim.....	.000	3	0	3	0	0	0	0	0	0	0	.000	0	0	1	0	.000	0	0	0	0	0	0	0	.000
18 Evans, Drew.....	.000	7	1	2	0	0	0	0	0	0	0	.000	0	0	1	0	.000	0	0	0	0	4	1	0	1.000
14 Gwinn, Carter.....	.000	2	0	1	1	0	0	0	0	0	0	.000	0	0	1	0	.000	0	0	0	0	3	0	0	1.000
Totals.....	.271	26	26	881	122	239	50	3	22	116	361	.410	100	13	213	21	.352	7	14	18	26	659	258	30	.968
Opponents.....	.297	26	26	871	186	259	59	6	26	172	408	.468	108	29	141	13	.389	10	26	25	33	676	248	26	.973

LOB - Team (218), Opp (199), DPs turned -Team (18), Opp (23). CI - Team (0), Opp (1). IBB - Team (4), Kieschnick 2, M., Smith 2, Opp (3). Picked off - Leverton 1, Seefeld 1.

(Big 12 games only Sorted by Earned run avg)

Player	ERA	W	L	APP	GS	CG	SHO	CBO	SV	IP	H	R	ER	BB	SO	2B	3B	HR	AB	B/Avg	WP	HBP	BK	SFA	SHA	
31 Young, Travis.....	5.73	2	2	11	1	0	0	0	1	22.0	26	14	14	7	14	7	0	1	89	.292	5	1	0	1	3	
24 Scofield, Josh.....	5.82	0	1	8	2	0	0	0	0	21.2	24	17	14	9	10	4	1	3	83	.289	1	1	1	1	2	3
45 Ramos, AJ.....	6.37	3	4	11	10	1	1	0	0	53.2	62	40	38	26	42	14	1	6	207	.300	5	8	1	2	7	
11 Hynes, Colt.....	7.38	1	5	9	7	0	0	0	0	46.1	60	41	38	13	24	15	2	7	197	.305	1	4	1	1	5	
40 Odom, Aaron.....	13.20	1	3	5	3	1	0	0	0	15.0	27	25	22	9	5	3	1	3	67	.403	1	3	2	2	4	
50 Gonzalez, Paul.....	4.50	1	0	6	0	0	0	0	0	10.0	13	8	5	4	11	4	0	0	40	.325	0	1	1	0	1	
28 Auten, Collin.....	5.06	0	0	6	0	0	0	0	0	5.1	7	3	3	7	3	1	0	0	22	.318	0	0	0	0	0	
26 Schurr, Trey.....	6.23	0	0	5	0	0	0	0	0	8.2	9	6	6	6	6	2	0	1	33	.273	0	2	0	0	1	
36 Ortmeier, Chris.....	6.35	0	2	4	0	0	0	0	0	5.2	5	4	4	2	3	1	0	1	19	.263	0	2	0	1	0	
43 Large, Cory.....	6.92	0	1	4	3	0	0	0	0	13.0	12	10	10	4	9	4	1	3	47	.255	2	3	1	0	2	
42 Cloud, Brian.....	7.15	0	0	5	0	0	0	0	0	11.1	11	10	9	10	9	2	0	1	44	.250	0	1	0	0	0	
41 Janca, Sam.....	10.29	0	0	5	0	0	0	0	0	7.0	3	8	8	11	5	2	0	0	23	.130	1	3	0	1	0	
Totals.....	6.80	8	18	26	26	2	1	0	1	219.2	259	186	166	108	141	59	6	26	871	.297	16	29	7	10	26	
Opponents.....	4.19	18	8	26	26	0	2	2	4	225.1	239	122	105	100	213	50	3	22	881	.271	14	13	5	7	14	

PB - Team (1), M., Smith 1, Opp (4). Pickoffs - Team (3), M., Smith 2, Large 1, Opp (2). SBA/ATT - M., Smith (25-29); Hynes (8-8), Ramos (6-8), Cloud (3-4), Gonzalez (2-2), Large (0-2), Odom (1-2), Young (2-2), Ortmeier (2-2), Schurr (0-1), Auten (1-1), Scofield (0-1).

### TOTAL STARTS BY POSITION

Catcher.....	Smith (26)
First Base.....	Leverton (26)
Second Base.....	Seefeld (19), Kenworthy (4)
Third Base.....	Hall (3)
Third Base.....	Hall (14), Baker (9), Seefeld (3)
Shortstop.....	Martin (26)
Left Field.....	Byrns (10), Richburg (9), Thennis (4)
Left Field.....	Ashby (2), Lemen (1)
Center Field.....	Ashby (13), Thennis (10), Kieschnick (24)
Center Field.....	Evans (1)
Right Field.....	Kieschnick (24), Richburg (2)
Designated Hitter.....	Ashby (11), Thennis (9), Byrns (3)
Designated Hitter.....	Richburg (1), Kenworthy (1), Hall (1)

### INNING-BY-INNING SUMMARY

	1	2	3	4	5	6	7	8	9	EX	Total
Texas Tech	8	8	17	24	12	21	15	8	7	2	122
Opponents	24	21	24	27	21	19	13	19	17	1	186

### ATTENDANCE

	Total	Dates	Avg.
Home	25,448	11	2,313
Away	34,170	15	2,278
Total	59,618	26	2,293



## 2007 BIG 12 SEASON IN REVIEW

### 2007 FINAL BIG 12 STANDINGS

School	Big 12	Pct.	Overall	Pct.	Last 5	Streak
Texas	21-6	.778	46-17	.730	2-3	L1
Missouri	19-8	.704	42-18	.700	3-2	L2
Oklahoma State	16-11	.693	42-21	.667	2-3	L1
Nebraska	14-13	.519	32-27	.542	1-4	L1
Texas A&M	13-13	.500	48-19	.716	1-3-1	L2
Baylor	12-15	.444	35-27	.565	3-2	L1
Oklahoma	11-16	.407	34-24	.586	3-2	L1
Kansas State	10-16	.385	34-24	.586	5-0	L1
Kansas	9-17	.346	28-30	.483	3-2	L2
Texas Tech	8-18	.308	28-27	.509	0-5	W1

### 2007 PHILLIPS 66 BIG 12 TOURNAMENT RESULTS

#### Wed., May 23

- Game 1: #4 Nebraska 5, No. 5 Texas A&M 3
- Game 2: #1 Texas 19, No. 8 Kansas State 10
- Game 3: #7 Oklahoma 7, No. 2 Missouri 2
- Game 4: #6 Baylor 3, No. 3 Oklahoma State 1

#### Thurs., May 24

- Game 5: Texas A&M 7, Texas 3
- Game 6: Kansas State 5, Nebraska 1

#### Fri., May 25

- Game 7: Baylor 10, Missouri 5
- Game 8: Oklahoma 9, Oklahoma State 8

#### Sat., May 26

- Game 9: Texas A&M 7, Kansas State 2
- Game 10: Texas 5, Nebraska 4
- Game 11: Missouri 13, Oklahoma State 1
- Game 12: Baylor 7, Oklahoma 6

#### Sun., May 27

- Game 13: Tournament Championship
- Texas A&M 14, Baylor 6 (Texas A&M wins tournament title)

### COACHES' ALL-BIG 12 CONFERENCE TEAM

#### First Team

- 1B - Chance Wheelless, Texas
- 2B - Tyler Mach, Oklahoma State
- 3B - Bradley Suttle, Texas
- SS - Beamer Weems, Baylor
- C - Preston Clark, Texas
- OF - Corey Brown, Oklahoma State
- OF - Ty Wright, Oklahoma State
- OF - Kyle Russell, Texas
- DH - Jacob Priday, Missouri; Luke Anders, Texas A&M
- UTL - Blake Stouffer, Texas A&M
- RHP - Aaron Crow, Missouri
- RHP - Adrian Alaniz, Texas
- RHP - Kyle Nicholson, Texas A&M
- RP - Daniel Edwards, Kansas State

#### Second Team

- 1B - Rebel Ridling, Oklahoma State
- 2B - Parker Dalton, Texas A&M
- 3B - Matt Mangini, Oklahoma State
- SS - Brandon Hicks, Texas A&M
- C - Jackson Williams, Oklahoma
- OF - Byron Wiley, Kansas State
- OF - Evan Frey, Missouri
- OF - **Roger Kieschnick, Texas Tech**
- DH - Jeff Tezak, Nebraska
- UTL - Jordy Mercer, Oklahoma State
- LHP - Tony Watson, Nebraska
- RHP - Stephen Porlier, Oklahoma
- LHP - James Russell, Texas
- RP - Randy Boone, Texas

**Player of the Year** - Kyle Russell, Texas

**Pitcher of the Year** - Adrian Alaniz, Texas

**Coach of the Year** - (co) Tim Jamieson, Missouri; Augie Garrido, Texas

**Newcomer of the Year** - (co) David Newmann, Texas A&M;

Brandon Hicks, Texas A&M

**Freshman of the Year** - Trevor Coleman, Missouri

### PHILLIPS 66 BIG 12

#### PLAYERS/PITCHERS OF THE WEEK

<b>Feb. 12</b>	Kyle Russell, Texas/ Oliver odle, Oklahoma State
<b>Feb. 19</b>	<b>Doug Thennis, Texas Tech</b> Adrian Alaniz, Texas
<b>Feb. 27</b>	Jake Opitz, Nebraska/ Kyle Nicholson, Texas A&M
<b>March 5</b>	Aaron Reza, Oklahoma, Blake Stouffer Texas A&M/ Heath Taylor, Oklahoma
<b>March 12</b>	Jeff Tezak, Nebraska/ <b>Colt Hynes, Texas Tech</b>
<b>March 19</b>	Corey Brown, Oklahoma State/ Justin Frien, Oklahoma State; Kyle Nicholson, Texas A&M
<b>March 26</b>	Beamer Weems, Baylor/ Tony Watson, Nebraska
<b>April 2</b>	Rebel Ridling, Oklahoma State/ Adrian Alaniz, Texas
<b>April 9</b>	Andrew Brown, Nebraska/ Rick Zagone, Missouri Tony Watson, Nebraska
<b>April 17</b>	Ty Wright, Oklahoma State/ Chase Bayuk, Kansas State Stephen Porlier, Oklahoma
<b>April 23</b>	Kyle Russell, Texas/ Tony Watson Nebraska
<b>April 30</b>	Jacob Priday, Missouri; Blake Stoffer Texas A&M/ Austin Wood, Texas
<b>May 7</b>	Blake Stouffer, Texas A&M/ Wade Mackey, Baylor
<b>May 14</b>	Tyler Mach, Oklahoma State/ David Newmann, Texas A&M
<b>May 22</b>	Even Frey, Missouri; Jordan Danks, Texas

### FINAL COLLEGE BASEBALL POLLS

#### Collegiate Baseball

Rk.	School
1.	Oregon State
2.	North Carolina
3.	Rice
4.	U.C. Irvine
5.	Arizona State
6.	Louisville
7.	Cal State Fullerton
8.	Mississippi State
9.	Vanderbilt
10.	Florida State
11.	South Carolina
12.	Clemson
13.	Wichita State
14.	Texas A&M
15.	Virginia
16.	San Diego
17.	Texas
18.	Arkansas
19.	Mississippi
20.	Michigan
21.	Oklahoma State
22.	Arizona
23.	UCLA
24.	Coastal Carolina
25.	U.C. Riverside

#### Baseball America

Rk.	School
1.	Oregon State
2.	North Carolina
3.	Rice
4.	UC Irvine
5.	Arizona State
6.	Vanderbilt
7.	Louisville
8.	Mississippi State
9.	Cal State Fullerton
10.	South Carolina
11.	Texas
12.	Texas A&M
13.	Wichita State
14.	Florida State
15.	Clemson
16.	Virginia
17.	Mississippi
18.	San Diego
19.	Michigan
20.	Costal Carolina
21.	Arkansas
22.	UCLA
23.	Oklahoma State
24.	Missouri
25.	Texas Christian

#### Bsb. Weekly/Coaches

Rk.	School
1.	Oregon State
2.	North Carolina
3.	Rice
4.	UC-Irvine
5.	Arizona State
6.	Louisville
7.	Cal State-Fullerton
8.	Mississippi State
9.	Vanderbilt
10.	South Carolina
11.	Wichita State
12.	Texas A&M
13.	Clemson
14.	Texas
15.	Florida State
16.	Mississippi
17.	Virginia
18.	Michigan
19.	Oklahoma State
20.	San Diego
21.	Akransas
22.	UCLA
23.	Coastal Carolina
24.	Missouri
25.	Arizona

# 2007 REVIEW



## 2007 BIG 12 SUPERLATIVES

Team Batting	G	Avg.	OB%	SLG%	AB	R	H	2B	3B	HR	RBI	BB	SO	SB	SBA	SH	SF
Oklahoma State	63	.319	.401	.518	2232	484	713	144	21	86	446	270	462	63	84	33	35
Texas	63	.316	.407	.500	2118	445	669	130	26	69	419	275	361	90	111	77	39
Texas A&M	67	.314	.395	.472	2290	465	718	124	20	66	427	255	450	151	191	59	35
Oklahoma	58	.305	.385	.435	1985	370	605	94	27	37	334	199	310	96	124	53	20
Baylor	62	.293	.375	.444	2099	407	614	123	26	48	372	246	473	58	79	34	32
Kansas State	58	.290	.391	.383	1937	357	561	79	15	24	312	267	375	80	102	56	31
Nebraska	59	.288	.381	.401	1984	339	571	100	13	33	305	239	307	63	85	73	24
Texas Tech	55	.286	.375	.449	1880	352	537	110	12	58	326	241	379	54	78	28	24
Missouri	60	.283	.393	.418	2049	403	580	102	17	47	368	286	418	59	87	21	31
Kansas	58	.280	.378	.434	1958	388	549	122	17	48	352	245	421	48	60	35	33


Team Pitching	G	ERA	Avg.	W	L	IP	H	R	ER	BB	SO	CG	HR	SHO	SV
Texas	63	3.46	.248	46	17	561.1	523	254	216	170	448	2	45	4	15
Texas A&M	67	3.84	.253	48	19	602.0	573	317	257	237	504	5	40	3	17
Missouri	60	4.25	.272	42	18	536.0	566	303	253	156	402	4	42	4	16
Kansas	58	4.49	.268	28	30	495.0	509	307	247	204	423	0	43	2	8
Nebraska	59	4.60	.269	32	27	519.0	529	314	265	233	465	4	41	2	19
Baylor	62	4.64	.291	35	27	538.2	619	343	278	200	444	2	55	1	15
Kansas State	58	4.68	.270	34	24	512.0	527	306	266	231	383	2	46	4	16
Oklahoma	58	4.74	.261	34	24	508.1	510	315	268	240	466	1	48	5	13
Texas Tech	55	5.67	.291	28	27	479.2	552	341	302	207	360	4	49	2	9

Indiv. Batting	G	Avg.	OB%	SLG%	AB	R	H	2B	3B	HR	RBI	BB	SO	SB	SBA	SH	SF
Wright, Ty OSU	53	.405	.457	.609	215	54	87	14	3	8	42	18	25	5	5	2	4
Stouffer,Blake TA	67	.398	.487	.668	256	58	102	23	5	12	85	42	56	22	31	1	5
Mach, Tyler OSU	63	.386	.450	.672	259	60	100	24	1	16	81	23	30	1	1	0	6
Wheeless, C. UT	63	.376	.459	.527	237	57	89	16	4	4	42	36	22	7	10	13	5
Wiley, Byron KSU	55	.366	.494	.526	194	42	71	8	1	7	44	43	46	14	15	3	1

Indiv. Pitching	G	ERA	Avg.	W	L	IP	H	R	ER	BB	SO	CG	HR	SHO	SV
Friend, Justin OSU	28	2.11	.235	6	3	76.2	69	28	18	15	81	0	2	0	7
Nicholson, Kyle TA	25	2.25	.216	11	3	124.0	96	34	31	21	99	3	9	0	4
Boone, Randy UT	41	2.52	.244	5	6	71.1	64	30	20	12	70	0	4	0	14
Alaniz, Adrian UT	19	2.59	.215	12	3	104.1	81	34	30	31	91	2	5	1	0
Krebs, Joseph UT	35	2.60	.239	9	1	93.1	84	36	27	19	86	0	5	0	0

## INDIVIDUAL SUPERLATIVES

<b>Hits</b>	<b>Cl.</b>	<b>G</b>	<b>H</b>	<b>H/G</b>	Brown, Corey OSU JR	63	71	1.13	Thebeau, Kyle TA	SO	29	92	10.48	
Stouffer,Blake TA	JR	67	102	1.52	Russell, Kyle UT	SO	63	71	1.13	Alaniz, Adrian UT	JR	19	91	7.85
Mach, Tyler OSU	SR	63	100	1.59	<b>Stolen Bases</b>	<b>Cl.</b>	<b>G</b>	<b>SB</b>	<b>SB/G</b>	Mark, Andy KU	SO	16	91	9.13
Hicks,Brandon TA	JR	67	94	1.40	Feltner, Ben TA	JR	65	34	.52	Russell, James UT	JR	21	91	7.47
Ridling, Rebel OSUJR	63	90	1.43	Hicks,Brandon TA	JR	67	28	.42	<b>Saves</b>	<b>Cl.</b>	<b>G</b>	<b>SV</b>		
Wheeless, C. UT	SR	63	89	1.41	Brown, Corey OSU JR	63	23	.37	Boone, Randy UT	SR	41	14		
Wright, Ty OSU	SR	53	87	1.64	Ivey, Aaron OU	SR	54	23	.43	Edwards, Daniel KSU JR	23	11		
<b>Home Runs</b>	<b>Cl.</b>	<b>G</b>	<b>HR</b>	<b>HR/G</b>	Tucker, Travis UT	SO	63	22	.35	Cassavechia, Nick BUJR	30	11		
Russell, Kyle UT	SO	63	28	.44	Stouffer,Blake TA	JR	67	22	.33	Richards, Garrett OU	FR	28	9	
Brown, Corey OSU JR	63	22	.35	<b>Walks</b>	<b>Cl.</b>	<b>G</b>	<b>BB</b>	<b>BB/G</b>	<b>Complete Games</b>	<b>Cl.</b>	<b>G</b>	<b>CG</b>		
Mach, Tyler OSU	SR	63	16	.25	Brown, Corey OSU JR	63	66	1.05	Nicholson, Kyle TA	SR	10	3		
Ridling, Rebel OSUJR	63	14	.22	Danks, Jordan UT	SO	63	47	.75	Odom, Aaron TTU	SR	11	2		
Kieschnick, R. TT	SO	55	13	.24	Russell, Kyle UT	SO	63	46	.73	Crow, Aaron MU	SO	18	2	
Martin, Kyle TT	SR	53	13	.25	Wiley, Byron KSU	SO	55	43	.78	<b>Games Started</b>	<b>Cl.</b>	<b>G</b>	<b>GS</b>	
<b>Triples</b>	<b>Cl.</b>	<b>G</b>	<b>3B</b>	<b>3B/G</b>	Stouffer,Blake TA	JR	67	42	.63	Russell, James UT	JR	21	19	
Booker, Ben BU	SO	61	7	.11	<b>Wins</b>	<b>Cl.</b>	<b>G</b>	<b>W-L</b>	Newmann,D. TA	JR	18	18		
Stouffer,Blake TA	JR	67	5	.07	Alaniz, Adrian UT	JR	19	12	3	Crow, Aaron MU	SO	18	18	
Weems, B. BU	SO	58	5	.09	Newmann,D. TA	JR	18	11	1	<b>Team Fldg.</b>	<b>PO</b>	<b>A</b>	<b>E</b>	<b>Pct.</b>
Frey, Evan MU	JR	57	5	.09	Nicholson, K. TA	SR	25	11	3	Texas	1684	618	58	.975
Davis, Aljay OU	JR	57	5	.09	Dorn, Johnny NU	JR	16	10	3	Missouri	1608	657	64	.973
Russell, Kyle UT	SO	63	5	.08	Krebs, Joseph UT	SR	35	9	1	Oklahoma St.	1672	638	70	.971
Brown, Corey OSU JR	63	5	.08	<b>Innings Pitched</b>	<b>Cl.</b>	<b>G</b>	<b>IP</b>	<b>IP/G</b>	Kansas State	1536	649	67	.970	
Kieschnick, R. TT	SO	55	5	.09	Nicholson, Kyle TASF	25	124.0	4.96	<b>Texas Tech</b>	<b>1439</b>	<b>576</b>	<b>63</b>	<b>.970</b>	
<b>Doubles</b>	<b>Cl.</b>	<b>G</b>	<b>2B</b>	<b>2B/G</b>	Crow, Aaron MU	SO	18	117.2	6.54	Oklahoma	1525	580	74	.966
Kieschnick, R. TT	SO	55	25	.45	Russell, James UT	JR	21	109.2	5.22	Nebraska	1557	612	79	.965
Mach, Tyler OSU	SR	63	24	.38	Newmann,D. TA	JR	18	105.2	5.87	Baylor	1616	653	85	.964
Stouffer,Blake TA	JR	67	23	.34	Alaniz, Adrian UT	JR	19	104.1	5.49	Kansas	1485	590	80	.963
Hicks,Brandon TA	JR	67	21	.31	<b>Strikeouts</b>	<b>Cl.</b>	<b>G</b>	<b>SO</b>	<b>SO/G</b>	Texas A&M	1806	809	102	.962
Brown, A. NU	SR	55	19	.35	Newmann,D. TA	JR	18	102	8.69					
<b>RBI</b>	<b>Cl.</b>	<b>G</b>	<b>RBI</b>	<b>RBI/G</b>	Porlier, S. OU	SO	16	99	9.00					
Stouffer,Blake TA	JR	67	85	1.27	Nicholson, K. TA	SR	25	99	7.19					
Mach, Tyler OSU	SR	63	81	1.29										



# THE RECORD BOOK

TEXAS TECH **2008** BASEBALL

# THE RECORD BOOK



## ALL-TIME HEAD COACHES



**E.Y. Freeland**  
1925-27



**R. Higginbotham**  
1928-29



**Beattie Feathers**  
1954-60



**Berl Huffman**  
1961-67



**Kal Segrist**  
1968-83



**Gary Ashby**  
1984-86



**Larry Hays**  
1987 - Present

### TEXAS TECH HEAD COACHES' RECORDS

Name	Tenure (Yrs)	Overall	Conf.
E.Y. Freeland	1925-27 (3)	15-11	N/A
R.G. Higginbotham	1928-29 (2)	10-17	N/A
Beattie Feathers	1954-60 (7)	41-56	N/A
Berl Huffman	1961-67 (7)	80-87	N/A
Kal Segrist	1968-83 (16)	319-324	135-191
Gary Ashby	1984-86 (3)	85-80	18-45
Larry Hays	1987- Pr. (19)	789-449-3	269-254-2
<b>Overall</b>	<b>58 seasons</b>	<b>1,339-1,024-9</b>	<b>422-490-2</b>

### ALL-TIME ASSISTANT COACHES

Acosta, Oscar.....	1985
Anderson, Frank.....	1991-99
Ashby, Gary.....	1982-83
Bard, Mike.....	1992-95
Beene, Andy.....	1987
Bell, John "Buzz".....	1975-77
Bratcher, Bill.....	1982
Brewer, Ryan.....	2001-02
Brown, Lance.....	2005-07
Cooley, Jamie.....	1996
Dawson, Andy.....	1983
Dean, Bill.....	1962
DeLoach, Rusty.....	1986
Evans, Greg.....	1993-95, 98-03
Ferullo, Carmen.....	1990
Gregg, Brody.....	1995
Harris, John.....	1987-90
Hays, Daren.....	1990-91, 99-07
Johnson, Marshall.....	1961
Lamb, Marty.....	1996-98
Lindell, Rick.....	1980-81
Keller, James.....	1978
Ketera, John.....	1986
McPherson, Thomas.....	1982
Nance, Bill.....	1955
Parker, Earl.....	1959
Payne, Steve.....	1992-1993
Petrie, Trent.....	2007
Reaves, Joe.....	1960
Sherrard, Bobby.....	2005-07
Smith, Britt.....	2000-2001
Roberts, Brian.....	1990
Robinson, Charles.....	1961-62
Segrist, Kal.....	1965, 87-88
Shankle, Jimmy.....	1979
Smith, Britt.....	1999
Smith, Matt.....	1994
Spencer, Dan.....	2007
Walden, Travis.....	2004-2005
Wallace, Brooks.....	1984-85
Watkins, Danny.....	1984-86
White, Marvin.....	1988-89
Wilson, Brian.....	1997

### BY THE NUMBERS

Total Years:.....	58
Victories per year:.....	23
Losses per year:.....	17
Number of Coaches:.....	7
SWC Record:.....	258-354
Big 12 Record:.....	163-136-2
Longest Tenured Coach... Larry Hays (21 years)	
Winningest Coach..... Larry Hays (789-449-3)	



**Larry Hays**

### YEAR-BY-YEAR RECORDS

Year	Coach	Overall W-L-T	Conf. W-L-T	Conf.
1926	Freeland	11-2-1	N/A	N/A
1927	Freeland	4-9-1	N/A	N/A
1928	Higginbotham	8-6	N/A	N/A
1929	Higginbotham	2-11	N/A	N/A
1954	Feathers	1-7-1	N/A	N/A
1955	Feathers	3-17	N/A	N/A
1956	Feathers	8-7	N/A	N/A
1957	Feathers	7-4	N/A	N/A
1958	Feathers	6-9	N/A	N/A
1959	Feathers	7-6	N/A	N/A
1960	Feathers	8-7	N/A	N/A
1961	Huffman	13-5	N/A	N/A
1962	Huffman	15-11	N/A	N/A
1963	Huffman	11-11	N/A	N/A
1964	Huffman	10-15	N/A	N/A
1965	Huffman	7-16	N/A	N/A
1966	Huffman	10-13	N/A	N/A
1967	Huffman	14-16	N/A	N/A
1968	*Segrist	9-20	2-15	7th
1969	*Segrist	13-13	9-6	3rd
1970	*Segrist	12-16-1	5-10	5th
1971	*Segrist	26-14	11-7	3rd
1972	*Segrist	23-19	6-12	T-6th
1973	*Segrist	12-16	6-10	T-6th
1974	*Segrist	11-22	9-15	T-7th
1975	*Segrist	22-23	9-15	6th
1976	*Segrist	32-21	10-11	6th
1977	*Segrist	25-24	12-12	5th
1978	*Segrist	23-25	8-16	6th
1979	*Segrist	16-23	9-15	6th
1980	*Segrist	28-23-1	14-10	4th
1981	*Segrist	28-20	8-13	7th
1982	*Segrist	21-22	9-12	5th
1983	*Segrist	18-23	8-13	T-6th
1984	*Ashby	33-22	9-12	T-5th
1985	*Ashby	18-33	2-19	8th
1986	*Ashby	34-25	7-14	6th
1987	*Hays	21-28	7-14	6th
1988	*Hays	34-25-1	7-14	6th
1989	*Hays	32-22	9-12	T-4th
1990	*Hays	31-29	5-16	7th
1991	*Hays	42-28	9-12	7th
1992	*Hays	29-25	15-19	4th
1993	*Hays	43-15	11-7	T-2nd
1994	*Hays	40-17	12-6	T-2nd
!1995	*%Hays	51-14	16-8	1st
!1996	*Hays	49-15	15-9	2nd
!1997	x&Hays	46-14	23-7	1st
!1998	x ^ Hays	44-20	18-11	3rd
!1999	xHays	42-17	18-8	3rd
!2000	xHays	36-26	18-12	5th
!2001	xHays	43-30-1	19-10-1	2nd
!2002	xHays	42-20	16-11	2nd
2003	xHays	30-25	8-18	9th
!2004	xHays	40-21	17-9	3rd
2005	xHays	34-25	9-16	8th
2006	xHays	31-26-1	9-16-1	8th
2007	xHays	28-27	8-18	10th
Totals		1,339-1,024-9	414-472-2	

\*Southwest Conference; xBig 12 Conference; &Big 12 Regular Season Champions; ^ Big 12 Tournament Champions; %SWC Tournament Champions; INCAA Regional berth

# THE RECORD BOOK

## FIRST-TEAM ALL-AMERICANS



Ryan Nye  
1994



Clint Bryant  
1995, 1996



Matt Kastelic  
1996



Jason Gooding  
1997



Keith Ginter  
1997



Shane Wright  
1998



Josh Bard  
1999



Josh Brady  
2004

### GENERAL ALL-AMERICA

Jerry Haggard (2nd Team)	1969
Doug Ault (First Team)	1971
Barry Hoffpauir (2nd Team)	1971
Ruben Garcia (3rd Team)	1971
Ron Mattson	1976
Gary Ashby	1977
Bobby Kohler	1980, 1982
Jimmy Zachry	1983
John Grimes	1984
Mike Humphreys (Freshman)	1986
Mark Brandenburg	1991
Travis Driskill	1993
Saul Bustos	1993
Mike Kinney	1993
Ryan Nye	1994
Saul Bustos	1994
Brandon Welch	1994
Jason Totman	1995
Randy DuRoss	1995
Brandon Welch	1995
Dion Ruecker	1995
Matt Miller	1995

### COLLEGIATE BASEBALL

Matt Kastelic (First Team)	1996
Clint Bryant (2nd Team)	1996
Matt Miller (3rd Team)	1996
Jason Gooding (First Team)	1997
Keith Ginter (First Team)	1997
Joe Dillon (2nd Team)	1997
Josh Bard (All-Freshman)	1997
Shane Wright (First Team)	1998
Josh Bard (Third Team)	1998
Keith Ginter (Third Team)	1998
Josh Bard (Third Team)	1999
Cameron Blair (Third Team)	2004, 05

### BASEBALL AMERICA

Ryan Nye (Second Team)	1994
Clint Bryant (First Team)	1995
Matt Kastelic (First Team)	1996
Jason Gooding (2nd Team)	1997
Joe Dillon (2nd Team)	1997
Keith Ginter (2nd Team)	1997
Josh Bard (All-Freshman)	1997
Shane Wright (Third Team)	1998
Josh Bard (Third Team)	1998
Josh Bard (First Team)	1999
Josh Brady (Second Team)	2004

### THE SPORTING NEWS

Keith Ginter (First Team)	1997
Jason Gooding (First Team)	1997
Joe Dillon (First Team)	1997
Shane Wright (Second Team)	1998

### NCBWA

Joe Dillon (First Team)	1997
Keith Ginter (First Team)	1997
Jason Gooding (First Team)	1997
Josh Bard (Third Team)	1997
Shane Wright (First Team)	1998
Josh Bard (First Team)	1998
Keith Ginter (Third Team)	1998
Josh Bard (First Team)	1999
Shane Wright (Second Team)	1999
Cameron Blair (Third Team)	2005

### USA TODAY/BASEBALL WEEKLY

Ryan Nye (First Team)	1994
Shane Wright (Second Team)	1998
Josh Brady (Second Team)	2004
Cameron Blair (Second Team)	2005

### BASEBALL COACHES ASSN.

Ryan Nye (First Team)	1994
Keith Ginter (First Team)	1997
Jason Gooding (First Team)	1997
Joe Dillon (Second Team)	1997
Shane Wright (First Team)	1998
Josh Bard (First Team)	1998
Keith Ginter (Third Team)	1998
Josh Bard (First Team)	1999
Josh Brady (First Team)	2004
Cameron Blair (Third Team)	2004

### Collegiate Baseball Magazine

#### Player of Week

Joe Dillon	April 7, 1997
Monty Ward	March 16, 1998
Jon Weber	February 1, 1999
Josh Brady	February 10, 2004
Miles Morgan	March 21, 2006

### Collegiate Baseball

#### Freshmen All-America

Josh Bard (First Team)	1997
Brennan Burns (Hon. Mention)	1998
Roger Kieschnick (First Team)	2006
Miles Morgan (First Team)	2006

#### Smith Super Team

Ryan Nye (First Team)	1994
Clint Bryant (First Team)	1996
Dion Ruecker (Second Team)	1996
Matt Kastelic (Second Team)	1996
Matt Miller (Third Team)	1996
David Lindstrom (Third Team)	1996

#### Smith Award Finalist

Clint Bryant	1995
Clint Bryant	1996
Josh Bard	1999

#### Smith Award Semi-finalist (Top-50)

Clint Bryant	1995
Clint Bryant	1996
Joe Dillon	1997
Josh Bard	1998
Shane Wright	1998

### USA Baseball Team Members

Josh Bard, C	1997
Larry Hays, Asst. Coach	1997
Monty Ward, P	1997
Josh Bard, C	1998
Shane Wright, P	1998
Roger Kieschnick, OF	2006/2007

### USA Baseball Team Invitees

Josh Bard, P	1997
Monty Ward, P	1997
Josh Bard, C	1998
Miles Durham, OF	1998
Shane Wright, P	1998
Roger Kieschnick	2006/2007

### Olympic Trials Invitees

Matt Miller, P	1993-96
Clint Bryant, 3B	1995, 96

### Golden Spikes Award Finalist

Clint Bryant, 3B	1995
Joe Dillon, 1B	1997

### ACADEMIC ALL-AMERICA

Bobby Lewis	1973
Gene Segrist	1981
Gene Segrist	1983
Clint Bryant	1995
Jimmy Frush	1996
Matt Miller	1996
Clint Bryant (Player of the Year)	1996
Jimmy Frush	1997
Brandon Buckley	1998
Steve Rowe	2002

### ABCA All-Region

Ruben Garcia, P	1972
Doug Ault, 1B	1972
Barry Hoffpauir, SS	1972
Ron Mattson, SS	1976
Gary Ashby, 1B	1976
Paul Johnson, OF	1977
Gary Simms, DH	1977
Larry Selby, OF	1978, 79
Bobby Kohler, OF	1979, 81, 82
Jimmy Zachry, 3B	1983
Gene Segrist, 1B	1983
John Grimes, C	1984
Mike Humphreys, OF	1987, 88
Donald Harris, OF	1989
Mark Brandenburg, P	1991, 92
Travis Driskill, P	1993
Saul Bustos, 3B	1993
Ryan Nye, P	1994
Saul Bustos, SS	1994
Jason Totman, 2B	1994
Brandon Welch, DH	1994
Jason Totman, 2B	1995
Randy DuRoss, 1B	1995
David Lindstrom, C	1995
Clint Bryant, 3B	1995, 96
Matt Kastelic, OF	1996
David Lindstrom, C	1996
Jimmy Frush, P	1996
Matt Miller, P	1996
Stubby Clapp, 2B	1996
Dion Ruecker, SS	1996
Jason Gooding, P	1997
Joe Dillon, 1B	1997
Keith Ginter, 2B	1997
Shane Wright, P	1997, 98
Josh Bard, C	1998
Keith Ginter, 2B	1998
Josh Bard, C	1999
Brad Ralston	1999
Nick Blankenship	2001
Brandon Roberson	2001
Steve Rowe	2002
Gera Alaverz	2002
Josh Brady	2004
Cameron Blair	2004
Roger Kieschnick	2007

# THE RECORD BOOK

## ALL-CONFERENCE AWARDS

### ALL-BIG 12

<b>First Team</b>	
Joe Dillon .....	1997
Keith Ginter .....	1997
Jason Gooding .....	1997
Shane Wright .....	1997
Josh Bard .....	1998
Keith Ginter .....	1998
Shane Wright .....	1998
Josh Bard .....	1999
Brandon Roberson .....	1999
Nick Blankenship .....	2001
Brandon Roberson .....	2001
Austin Cranford .....	2001
Steve Rowe .....	2002
Gera Alvarez .....	2002
Jon Slack .....	2002
Josh Brady .....	2004
Michael Mask .....	2004
Cameron Blair .....	2004-05
Joey Callender .....	2005
Roger Kieschnick .....	2006

### Second Team

Josh Bard .....	1997
Monty Ward .....	1997
Kevin Jordan .....	1998
Jason Huth .....	1998
Ryan Ruiz .....	1998
Ryan Ruiz .....	1999
Shane Wright .....	1999
Gera Alvarez .....	2001
Chris Phillips .....	2001
Kerry Hodges .....	2001
Willie Durazo .....	2002
Corey Gerstner .....	2004
Josh Haney .....	2004
Matt Smith .....	2006
Roger Kieschnick .....	2007

### Honorable Mention

Brad Ralston .....	1997
Brandon Toro .....	1997
Monty Ward .....	1998
Jason Huth .....	1999
Lance Woodcock .....	1999
Jason Rainey .....	2001
Tony Arnerich .....	2001
Blake McGinley .....	2001
Bryon Smith .....	2002
Scotter Jordan .....	2002
Dallas Braden .....	2004
Carey Avants .....	2005
Cody Fuller .....	2005
Cooper Fouts .....	2005
Billy Carnline .....	2005
Tanner McElroy .....	2005
Willie Rueda .....	2006
Miles Morgan .....	2006
Kyle Martin .....	2007
Matt Smith .....	2007
James Levertor .....	2007

### Big 12 Coach of the Year

Larry Hays .....	1997
------------------	------

### Big 12 Tournament MVP

Josh Bard .....	1998
-----------------	------

### All-Big 12 Tournament

Joe Dillon .....	1997
Jason Landreth .....	1997
Jason Gooding .....	1997
Brandon Toro .....	1997
Josh Bard (MVP) .....	1998
Keith Ginter .....	1998
Jason Landreth .....	1998
Brennan Burns .....	1998
Shane Wright .....	1998
Josh Bard .....	1999
Jake Brown .....	2002
Patrick Smart .....	2006

### BIG 12 PLAYER/WEEK

Jason Gooding .....	3/17/97
Josh Bard .....	3/30/97
Joe Dillon .....	4/7/97
Shane Wright .....	4/28/97
Josh Bard .....	2/16/98
Shane Wright .....	3/23/98
Josh Bard .....	4/20/98
Jon Weber .....	2/1/99
Shane Wright .....	2/22/99
Kevin Tracey .....	3/8/99
Marco Cunningham .....	5/00
Chris Phillips .....	3/12/01
Brandon Roberson .....	3/19/01
Austin Cranford .....	4/23/01
Chris Phillips .....	2/11/02
Scotter Jordan .....	3/18/02
Jeff Karstens .....	3/25/03
Christian Colonel .....	5/13/03
Josh Brady .....	2/10/04
Michael Mask .....	3/1/04
Madison Edwards .....	3/23/04
Josh Brady .....	4/13/04
Cameron Blair .....	5/4/04
Corey Gerstner .....	5/18/04
Brian Wyatt .....	3/22/05
Cameron Blair .....	4/12-5/17/05
Miles Morgan .....	3/21/06
Aaron Odom .....	4/19/06
Doug Thennis .....	2/19/07
Celt Hynes .....	3/12/07

### ACADEMIC ALL-BIG 12

#### First Team Honors

Jimmy Frush .....	1997
Brandon Buckley .....	1997
Steve Richardson .....	1997
Brandon Buckley .....	1998
Brad Ralston .....	1998
Monty Ward .....	1998
J.J. Newman .....	2002
Brent Fossum .....	2002
Steve Rowe .....	2002
Cody Fuller .....	2005
Patrick Smart .....	2006
Roger Kieschnick .....	2007
Jason Seefeld .....	2007
Chris Ortmeier .....	2007


#### Second Team

Josh Bard .....	1999
Jason Huth .....	1999
Brad Ralston .....	1999
Travis McElroy .....	2002
Matt Harbin .....	2002
Tanner McElroy .....	2005
Trey Stewart .....	2006
Drew Evans .....	2007
Brian Cloud .....	2007

### ALL-SWC

#### First Team

Jerry Haggard .....	1968
Jerry Haggard .....	1969
Jim Montgomery .....	1969
John Owens .....	1971
Ruben Garcia .....	1971
Ruben Garcia .....	1972
Doug Ault .....	1972
Barry Hoffpauir .....	1972
Ron Mattson .....	1975
Ron Mattson .....	1976
Gary Ashby .....	1976
Gary Ashby .....	1977
Bryan Cowen .....	1977
Paul Johnston .....	1977
Gary Simms .....	1977
Larry Selby .....	1978
Larry Selby .....	1979
Brooks Wallace .....	1980
Bobby Kohler .....	1980
Steve Ibarguen .....	1980



Cameron Blair (2004-05) will go down as one of the top hitters in school history and was a two-time First-Team All-Big 12 selection.

Kevin Rucker .....	1980
Jimmy Zachry .....	1980
Bobby Kohler .....	1981
Rusty Laughlin .....	1981
Pat Moore .....	1981
Mark McDowell .....	1981
David Carroll .....	1982
Andy Dawson .....	1982
John Grimes .....	1982
Bobby Kohler .....	1982
Jimmy Zachry .....	1982
Jimmy Zachry .....	1983
Gene Segrist .....	1983
John Grimes .....	1984
Todd Howey .....	1984
Mark Michna .....	1984
Kevin Lowery .....	1986
Johnny Vidales .....	1986
Mike Humphreys .....	1986
Mike Humphreys .....	1987
Mike Humphreys .....	1988
Tommy Hernandez .....	1988
Gilbert Arredondo .....	1988
Donald Harris .....	1989
Jeff Beck .....	1989
Tony Tijerina .....	1990
Chris Moore .....	1990
Mark Brandenburg .....	1991
Wes Shook .....	1991
Mark Brandenburg .....	1992
Wes Shook .....	1992
Randy DuRoss .....	1992
Kent Blasingame .....	1992
Travis Driskill .....	1993
Travis Gage .....	1993
Saul Bustos .....	1993
Trey Forkerway .....	1993
Mike Kinney .....	1993
Clint Bryant .....	1993
Ryan Nye .....	1994
Jason Totman .....	1994
Saul Bustos .....	1994
Brandon Welch .....	1994
Robin Harris .....	1994
Clint Bryant .....	1995
Jason Totman .....	1995
Randy DuRoss .....	1995
David Lindstrom .....	1995
Jeff Peck .....	1995
Jimmy Frush .....	1995
Clint Bryant .....	1996
David Lindstrom .....	1996

Matt Kastelic .....	1996
Jimmy Frush .....	1996
Matt Miller .....	1996

### Second Team

Brandon Welch .....	1995
Travis Smith .....	1995
Matt Miller .....	1995
Dion Ruecker .....	1996
Ryan Brewer .....	1996

### Newcomer of the Year

Saul Bustos .....	1993
Ryan Nye .....	1994
Keith Ginter (Big 12) .....	1997

### Freshman of the Year

Todd Howey .....	1983
Mike Humphreys .....	1986
Randy DuRoss .....	1992
Clint Bryant .....	1993
Josh Bard .....	1997
Roger Kieschnick (Player) .....	2006
Miles Morgan (Pitcher) .....	2006

### Player of the Year

John Grimes .....	1984
M. Brandenburg .....	1991
Clint Bryant .....	1995
Clint Bryant .....	1996
Joe Dillon .....	1997

### All-SWC Tournament

Kyle Fahrenthold .....	1980
Trey Forkerway .....	1993
Robin Harris .....	1994
Brandon Welch .....	1994
Travis Smith .....	1994
Brody Gregg .....	1994
Saul Bustos .....	1994
Jason Totman (MVP) .....	1995
Clint Bryant .....	1995
Travis Smith .....	1995
Dion Ruecker .....	1995
Matt Kastelic .....	1995
Matt Kastelic .....	1996
Clint Bryant .....	1996
Dion Ruecker .....	1996

### SWC Tournament MVP

Jason Totman .....	1995
--------------------	------

## TEXAS TECH AND THE MAJOR LEAGUE DRAFT

### TOP FIVE ROUNDS

- 1st Round: Donald Harris, OF, Texas Rangers, 1989
- 2nd Round: Ryan Nye, RHP, Philadelphia Phillies, 1994
- 2nd Round: Matt Miller, LHP, Detroit Tigers, 1996
- 3rd Round: Josh Bard, C, Colorado Rockies, 1999
- 3rd Round: Travis Driskill, RHP, Cleveland Indians, 1993
- 4th Round: Brandon Kolb, RHP, San Diego Padres, 1995
- 4th Round: Monty Ward, RHP, Kansas City Royals, 1998
- 4th Round: Tyler Reves, C/DH, Chicago White Sox, 2006
- 5th Round: Eric Newman, RHP, San Diego Padres, 1994
- 5th Round: Jason Gooding, LHP, Kansas City Royals, 1997
- 5th Round: Jon Slack, OF, New York Mets, 2002
- 5th Round: Christian Colonel, INF, Colorado Rockies, 2003
- 5th Round: Dustin Richardson, LHP, Boston Red Sox, 2006

### YEAR-BY-YEAR DRAFTEES

#### 2007

- Matt Smith, C-Oakland A's (4th Round)
- Miles Morgan, RHP-Cleveland Indians (17th Round)
- Kyle Martin, SS-Kansas City Royals (29th Round)
- Colt Hynes, LHP-San Diego Padres (31st Round)
- Aaron Odom, LHP-Baltimore Orioles (40th Round)
- Tyler Reves, C/DH-Chicago White Sox (4th Round)
- Dustin Richardson, LHP-Boston Red Sox (5th Round)
- Josh Tomlin, RHP-Cleveland Indians (19th Round)
- Joey Callender, INF-Tampa Bay Devil Rays (21st Round)
- Aaron Odom, LHP-Oakland A's (25th Round)
- Brian Capps, OF-Philadelphia Phillies (30th Round)
- Jon Plefka, RHP-Los Angeles (47th Round)

#### 2005

- Cameron Blair, INF-Pittsburg Pirates (6th Round)
- Billy Carnline, RHP-Toronto Blue Jays (12th Round)
- Brent Thomas, OF-Cleveland Indians (32nd Round)
- Cody Fuller, OF-L.A. Angels (48th Round)

#### 2004

- Josh Haney, INF-Kansas City Royals (11th Round)
- Cameron Blair, INF-St. Louis Cardinals (18th Round)
- Josh Brady, INF-Milwaukee Brewers (19th Round)
- Jose Delgado, INF-St. Louis Cardinals (24th Round)
- Dallas Braden, LHP-Oakland A's (24th Round)
- Steven Thomas, RHP-Colorado Rockies (28th Round)
- Michael Mask, OF-Texas Rangers (32nd Round)

#### 2003

- Christian Colonel, INF-Colorado Rockies (5th Round)
- Jeff Karstnes, RHP - New York Yankees (19th Round)

#### 2002

- Jon Slack, OF-New York Mets (5th Round)
- Gera Alvarez, INF-Baltimore Orioles (16th Round)

#### 2001

- Kerry Hodges, OF-Houston Astros (9th Round, No. 266)
- Blake McGinley, P-New York Mets (21st Round)
- Jason Rainey, OF-Seattle (31st Round)

#### 2000

- Miles Durhan, OF- Detroit Tigers (5th Round, No. 138)
- Marco Cunningham, OF- Kansas City Royals (27th Round, No. 794)
- Trey Lunsford, C- San Francisco (33rd Round, No. 991)

#### 1999

- Josh Bard, C- Colorado Rockies (3rd Round, No. 100)
- Chris Sampson, RHP- Houston Astros (8th Round, No. 263)
- Shane Wright, RHP- Pittsburgh Pirates (9th Round, No. 272)
- Brandon Roberson, RHP- Seattle Mariners (9th Round, No. 575)
- Jason Huth, INF- Cincinnati Reds (26th Round, No. 788)
- Brad Ralston, RHP- Milwaukee Brewers (27th Round, No. 814)

#### 1998

- Monty Ward, RHP- Kansas City Royals (4th Round, No. 107)
- Keith Ginter, 2B- Houston Astros (10th Round, No. 302)
- Kevin Jordan, 3B- Houston Astros (11th Round, No. 332)
- Duane Price, OF- Cincinnati Reds (20th Round, No. 590)
- Eric Cooper, RHP- Cincinnati Reds (24th Round, No. 710)
- Brandon Buckley, C- Houston Astros (29th Round, No. 872)
- Junior Rodriguez - New York Yankees
- Jesse Cornejo - Tampa Bay Devil Rays
- Jason Gooding, LHP- Kansas City Royals (5th Round)
- Joe Dillon, 1B- Kansas City Royals (7th Round)

### RED RAIDERS IN THE MAJORS

- **Chuck Harrison** (1965-67/1969/1971)-
- **Doug Ault** (1976-78, 80)- Texas
- **Mike Humphreys** (1991-93)- Yankees
- **Donald Harris** (1991-93)- Texas
- **Mark Brandenburg** (1995-1998)- Texas Boston
- **Ryan Nye** (1997-00)- Philadelphia
- **Travis Smith** (1998/2002/2004/2006)- Milwaukee, St. Louis, Atlanta
- **Matt Miller** (2001-02)-Detroit
- **Keith Ginter** (2000-present)- Houston, Milwaukee, Oakland
- **Stubby Clapp** (2001)-St. Louis
- **Brahdon Kolb** (2001)-Milwaukee
- **Travis Driskill** (2002-04)-Baltimore
- **Josh Bard** (2002-present)-Cleveland, Boston, San Diego
- **Steve Watkins** (2004)-San Diego
- **Trey Lunsford** (2002-03)-San Francisco
- **Joe Dillon** (2005-2007)-Florida, Milwaukee
- **Chris Sampson** (2006-Present)- Houston
- **Jeff Karstens** (2006) - New York Yankees
- **Dallas Braden** (2007) - Oakland

- **Jimmy Frush**, P- Philadelphia Phillies (19th Round)

#### 1996

- **Matt Miller**, LHP- Detroit Tigers (2nd Round)
- **Clint Bryant**, 3B- Colorado Rockies (7th Round)
- **Dion Ruecker**, SS- Boston Red Sox (12th Round)
- **David Lindstrom**, C- Detroit Tigers (21st Round)
- **Matt Kastelic**, OF- Tampa Bay Devil Rays (24th Round)
- **Stubby Clapp**, 2B- St. Louis Cardinals (36th Round)
- **Jimmy Frush**, RHP- Seattle Mariners (40th Round)
- **Ryan Brewer**, RHP- K.C. Royals

#### 1995

- **Brandon Kolb**, RHP- San Diego Padres (4th Round)
- **Brandon Welch**, OF- Oakland Athletics
- **Logan Miller**, C- Toronto Blue Jays
- **Marcus McCain**, OF/INF- Tampa Bay Devil Rays
- **Andy Gonzalez**, 3B
- **Dax Holmstead**, OF (Dakota Rattlers)

#### 1994

- **Ryan Nye**, RHP- Philadelphia Phillies (2nd Round)
- **Eric Newman**, RHP- San Diego Padres (5th Round)
- **Clay Hill**, OF- Chicago White Sox
- **Saul Bustos**, INF- Chicago Cubs
- **Robin Harris**, C- Cleveland Indians
- **Jason Totman**, 2B- San Diego Padres
- **Travis Smith**, RHP- Milwaukee Brewers
- **Shane Butler**, RHP- Chicago Cubs

#### 1993

- **Travis Driskill**, RHP- Cleveland Indians (3rd Round)
- **Trey Forkerway**, SS- Chicago Cubs
- **Darren Glenn**, San Fran. Giants
- **Matt Smith**, Thunder Bay
- **Brody Gregg**, OF-

#### 1992


- **Mark Brandenburg**, RHP- Texas Rangers
- **Mike Kinney**, OF- Los Angeles Dodgers
- **Wes Shook**, OF- Texas Rangers

#### 1990

- **Matt Martin**, INF- Cincinnati Reds
- **Rodney Steph**, P- Cincinnati Reds
- **Tony Tjerina**, C- New York Mets
- **Kent Blasingame**, OF, Philadelphia Phillies

#### 1989

- **Donald Harris**, OF- Texas Rangers (1st Round-4th pick overall)



Donald Harris was taken as the fourth overall pick by Texas in 1989.

# THE RECORD BOOK



## TEXAS TECH TEAM RECORDS

### MISCELLANEOUS TEAM RECORDS

**Most Wins Season:** 51 wins, 1995  
**Most Losses Season:** 33 losses, 1985  
**Longest Winning Streak:** 16 games, 2002  
**Longest Losing Streak:** 17 games, 1985  
**Longest SWC Winning Streak:** 8 games, 1996  
**Longest SWC Losing Streak:** 15 games, 1985  
**Longest Big 12 Win Streak:** 8 games, 2002  
**Consecutive Game Hit Streak:** 30 by Gera Alvarez, 2002

### TEAM SINGLE GAME RECORDS

**At-Bats:** 58 vs. College of Southwest (3/25/97)  
**Runs:** 31 vs. College of Southwest (3/25/97)  
**Most Runs Inning:** 13 vs. Western Illinois (third inning) (2/19/05)  
**Hits:** 32 vs. College of Southwest (3/25/97)  
**Runs Batted In:** 30 vs. Baylor (3/23/84)  
**Doubles:** 12 vs. Valley City State (3/18/98)  
**Triples:** 6 vs. Rice (3/21/75)  
**Home Runs:** 8 vs. Baylor (3/23/84); 8 vs. Baylor (3/23/96); 8 vs. Missouri (4/5/97)  
**Total Bases:** 59 vs. Providence (5/27/95); 59 vs. Texas A&M (3/29/96)  
**Walks:** 17 vs. West Texas A&M (2/14/95); 17 vs. Baylor (3/23/96); 17 vs. Howard (2/6/99)  
**Stolen Bases:** 10 vs. West Texas A&M (2/10/95); 10 vs. TCU (5/12/96); vs. Oklahoma (4/24/04)  
**Strikeouts:** 18 vs. Missouri (4/1/05); vs. Texas (1971)  
**Most Opponent Runs:** 28 vs. Texas A&M (4/5/85)  
**Most Opponent Hits:** 23 vs. Rice (3/26/83); 23 vs. Arkansas (4/22/84)

### INDIVIDUAL OFFENSIVE GAME RECORDS

**At-Bats:** 7 by 21 players  
**Runs:** 6, Jon Slack vs. Sam Houston State (3/13/02)  
**Hits:** 6, Joe Dillon (6-for-6), Southern California (5/26/96); 6, Shane Langen (6-for-7) vs. Coll. of Southwest (3/25/97); 6, Keith Ginter (6-6) vs. Kansas (4/10/98)  
**Runs Batted In:** 9, Mike Bewley vs. Rice (3/21/75); 9, John Grimes vs. Baylor (3/23/84)  
**Doubles:** 3 by 9 players  
**Triples:** 3, Stubby Clapp vs. Houston (4/26/96); 3, Gary Ashby vs. Rice (4/24/76); 3, Ron Mattson vs. Arkansas (4/18/75)  
**Home Runs:** 4, Johnny Vidales vs. Sul Ross State (3/20/84); 4, Todd Howey, vs. Sul Ross State (3/20/84)  
**Total Bases:** 16, Johnny Vidales vs. Sul Ross State (3/20/84); 16, Todd Howey vs. Sul Ross State (3/20/84)  
**Stolen Bases:** 4 by six players  
**Walks:** 5, Clint Bryant vs. West Texas A&M (2/10/95)  
 5, Chris Chiprez vs. UT-Arlington (3/20/96);  
 5, Ryan Ruiz vs. Howard (2/6/99)  
**Strikeouts:** 4 by several players

### INDIVIDUAL PITCHING GAME RECORDS

**Most Innings Pitched:** 17.0, David Callerman vs. SE. Okla. (4/18/66)  
**Most Hits Allowed:** 16, Robert Bryant vs. Arkansas (1979); 16, Monty Ward vs. Oklahoma (4/25/98);  
**Most Walks Issued:** 10, Pat McKean vs. Rice (1969); 10, Robert Bryant vs. Texas Lutheran (1979)  
**Most Runs Allowed:** 14, Jesse Cornejo vs. Oklahoma (4/24/98)  
**Most ER Allowed:** 13, Jesse Cornejo vs. Oklahoma (4/24/98)  
**Most Strikeouts:** 18, Buddy Hampton vs. Abilene Christian (1968); 18, Monty Ward vs. Lindenwood (3/14/98)  
**Most Strikeouts by Opp.:** 19, Burt Hooton vs. Texas (1971)

## ATTENDANCE RECORDS

### AVERAGE HOME ATTENDANCE

Year	Gms.	Total	Avg.
2007	32	60,064	1,877
2006	31	80,786	2,606
2005	32	75,221	2,350
2004	36	98,934	2,748
2003	36	97,810	2,716
2002	33	94,599	2,866
2001	28	75,342	2,691
2000	31	103,251	3,330
1999	33	130,233	3,946.5
1998	33	126,434	3,831.3
1997	31	65,803	2,122.7
1996	29	72,007	2,483.0



### TOP-20 HOME GAMES

Rk.	Opponent	Year	Attend.
1	USC	1996	5,814
2	Texas A&M	1997	5,298
3	Fresno State	1996	5,212
4	Texas	2000	5,124
5	Texas A&M	1997	5,112
6	Southwest Texas	1997	4,992
7	Oklahoma State	1997	4,910
8	Fresno State	1996	4,891
9	Texas A&M	1997	4,864
10	Grand Canyon	1997	4,813
11	Texas A&M	1999	4,787
12	Oklahoma	2002	4,784
13	Texas A&M	2001	4,686
14	Baylor	2002	4,554
15	Baylor	1998	4,488
16	Texas A&M	2005	4,483
17	Texas	1998	4,460
18	Texas A&M	2001	4,449
19	Texas A&M	1996	4,437
20	Baylor	2002	4,417

### TOP SERIES ATTENDANCE

Top Four-Game Series			
Series	Year	Total	Avg.
Texas A&M	1996	15,209	3,802.3

Top Three-Game Series			
Series	Year	Total	Avg.
Texas A&M	1997	15,274	5,091.3
Ok. State	1997	12,835	4,278.3
Ok. State	1999	12,831	4,277.0

### Top Two-Game Series

Series	Year	Total	Avg.
Texas	1998	8,523	4,261.5

### NATIONAL ATTENDANCE RANKINGS

Year	Total	Rank
1997	65,803	10th
1998	126,434	3rd
1999	130,233	6th
2000	103,251	6th
2001	75,342	20th
2002	94,599	14th
2003	97,810	15th
2004	98,934	T-19th
2005	73,236	24th
2006	80,786	21st
2007	60,064	31st







# THE RECORD BOOK

## CAREER OFFENSIVE RECORDS

### GAMES PLAYED

1. Clint Bryant (1993-96) ..... 240
2. Madison Edwards (2002-05) ..... 212
3. Randy DuRoss (1992-95) ..... 195
4. Cody Fuller (2002-05) ..... 193
5. Josh Bard (1997-99) ..... 177
6. Mark Austry (1998-00) ..... 172
7. Bryan Cowan (1974-77) ..... 172
8. Kevin Lowery (1977-80) ..... 172
9. Mike Humphreys (1986-88) ..... 167
10. Jason Huth (1997-99) ..... 167
11. Bobby Kohler (1979-82) ..... 161
12. Ronnie Mattson (1973-76) ..... 158
13. Larry Selby (1977-80) ..... 158
14. Jimmy Zachry (1980-84) ..... 154
15. David Lindstrom (1994-96) ..... 149

### AT-BATS

1. Clint Bryant (1993-96) ..... 918
2. Randy DuRoss (1992-95) ..... 751
3. Josh Bard (1997-99) ..... 733
4. Madison Edwards (2002-5) ..... 608
5. Cody Fuller (2002-05) ..... 605
6. Mike Humphreys (1985-88) ..... 578
7. Bobby Kohler (1979-82) ..... 574
8. Ronnie Mattson (1973-76) ..... 570
9. Jimmy Zachry (1980-84) ..... 560
10. Jason Huth (1997-99) ..... 553

### HITS

1. Clint Bryant (1993-96) ..... 341
2. Josh Bard (1997-99) ..... 268
3. Randy DuRoss (1992-95) ..... 235
4. Mike Humphreys (1985-88) ..... 221
5. Matt Kastelic (1995-96) ..... 203
6. Bobby Kohler (1979-82) ..... 199
7. Cody Fuller (2002-05) ..... 194
8. Keith Ginter (1997-98) ..... 191
9. Jimmy Zachry (1980-84) ..... 191
10. Ronnie Mattson (1973-76) ..... 190
11. Larry Selby (1977-80) ..... 185

### DOUBLES

1. Clint Bryant (1993-96) ..... 73
2. Josh Bard (1997-99) ..... 73
3. Keith Ginter (1997-98) ..... 48
4. Jason Landreth (1997-98) ..... 45
5. David Lindstrom (1994-96) ..... 43
6. Bobby Kohler (1979-82) ..... 42
7. Randy DuRoss (1992-95) ..... 40
8. Roger Kieschnick (2006-) ..... 39
9. Mike Humphreys (1985-88) ..... 36
10. Jason Totman (1994-95) ..... 36
11. Joe Dillon (1996-97) ..... 36
12. Dion Ruecker (1995-96) ..... 35
13. Cameron Blair (2004-05) ..... 35
14. Marco Cunningham (1999-00) ..... 34
15. Joe Mendazona (1988-91) ..... 34
16. Matt Kastelic (1995-96) ..... 34
17. Gera Alvarez (2001-02) ..... 34

### TRIPLES

1. Ronnie Mattson (1973-76) ..... 18
2. Jeff Boydston (1988-92) ..... 17
3. Gary Ashby (1974-77) ..... 17
4. Jason Rainey (2000-01) ..... 16
5. Robin Harriss (1993-94) ..... 14
6. Clint Bryant (1993-96) ..... 14
7. Donald Harris (1988-89) ..... 14
8. Jason Huth (1997-99) ..... 14
9. Madison Edwards (2002-05) ..... 14
10. Bobby Kohler (1979-82) ..... 13
11. Cecil Norris (1970-73) ..... 13
12. Ernie Helweg (1976-77) ..... 12
13. Bryan Cowan (1973-77) ..... 12
14. Cecil Norris (1970-73) ..... 11
15. Todd Howey (1983-84) ..... 11
16. Wes Shook (1991-92) ..... 11
17. Jason Totman (1994-95) ..... 9



Clint Bryant (1993-96) is the holder of nine career offensive records.

### RUNS BATTED IN

1. Clint Bryant (1993-96) ..... 271
2. Josh Bard (1997-99) ..... 232
3. Mike Humphreys (1985-88) ..... 192
4. Randy DuRoss (1992-95) ..... 164
5. Joe Dillon (1996-97) ..... 156
6. Dion Ruecker (1995-96) ..... 150
7. John Grimes (1980-83) ..... 143
8. Ronnie Mattson (1973-76) ..... 141
9. David Lindstrom (1994-95) ..... 141
10. Cameron Blair (2004-05) ..... 141
11. Keith Ginter (1997-98) ..... 132
12. Bobby Kohler (1979-82) ..... 129

### HOME RUNS

1. Clint Bryant (1993-96) ..... 44
2. Joe Dillon (1996-97) ..... 43
3. Josh Bard (1997-99) ..... 43
4. Mike Humphreys (1985-88) ..... 41
5. Dion Ruecker (1995-96) ..... 37
6. John Grimes (1982-85) ..... 37
7. Keith Ginter (1997-98) ..... 34
8. Todd Howey (1983-85) ..... 32
9. David Lindstrom (1994-96) ..... 31
10. Cameron Blair (2004-05) ..... 31
11. John Vidales (1984-86) ..... 24
12. Jimmy Zachry (1980-83) ..... 24
13. Tommy Dobyms (1984-85) ..... 24
14. Nick Blankenship (2001-02) ..... 24
15. Jason Rainey (2000-01) ..... 23
16. Gilbert Arredondo (1988-89) ..... 23
17. Randy DuRoss (1992-95) ..... 23

### RUNS SCORED

1. Clint Bryant (1993-96) ..... 271
2. Mike Humphreys (1985-88) ..... 192
3. Keith Ginter (1997-98) ..... 190
4. Randy DuRoss (1992-95) ..... 187
5. Josh Bard (1997-99) ..... 165
6. Kevin Lowery (1985-88) ..... 160
7. Cody Fuller (2002-05) ..... 160
8. Matt Kastelic (1995-96) ..... 146
9. Madison Edwards (2002-05) ..... 148
10. Marco Cunningham (1999-00) ..... 138
11. Bryan Cowan (1975-77) ..... 137

### TOTAL BASES

1. Clint Bryant (1993-96) ..... 574
2. Josh Bard (1997-99) ..... 478
3. Mike Humphreys (1986-88) ..... 392
4. Randy DuRoss (1992-95) ..... 356
5. Joe Dillon (1996-97) ..... 352
6. Keith Ginter (1997-98) ..... 347
7. Dion Ruecker (1995-96) ..... 318
8. Jason Landreth (1997-98) ..... 313
9. John Grimes (1980-85) ..... 309
10. Cameron Blair (2004-05) ..... 307



Matt Kastelic (1995-96) stole 97 bases in just two seasons with the Red Raiders.

### SLUGGING PERCENTAGE

1. Jon Weber (1999) ..... 732
2. Keith Ginter (1997-98) ..... 726
3. Jason Landreth (1997-98) ..... 713
4. Joe Dillon (1996-97) ..... 710
5. John Grimes (1980-84) ..... 688
6. Mike Humphreys (1986-88) ..... 678
7. Kevin Jordan (1998-99) ..... 662
8. Josh Bard (1997-99) ..... 652
9. John Vidales (1984-86) ..... 649
10. Cameron Blair (2004-05) ..... 641

### BATTING AVERAGE

1. Doug Ault (1971-72) ..... 418
2. Jason Totman (1994-95) ..... 407
3. Keith Ginter (1997-98) ..... 399
4. Matt Kastelic (1995-96) ..... 389
5. Mike Humphreys (1985-88) ..... 382
6. Ryan Ruiz (1998-99) ..... 375
7. Scooter Jordan (2002-03) ..... 375
8. Brandon Buckley (1997-98) ..... 374
9. Clint Bryant (1993-96) ..... 371
10. John Vidales (1985-86) ..... 367
11. Josh Bard (1997-99) ..... 366

### WALKS

1. Clint Bryant (1993-96) ..... 140
2. Keith Ginter (1997-98) ..... 129
3. Randy DuRoss (1992-95) ..... 123
4. Mike Humphreys (1986-88) ..... 116
5. Bryan Cowan (1974-77) ..... 115
6. Kevin Lowery (1985-88) ..... 107
7. Madison Edwards (2002-05) ..... 99
8. Jason Landreth (1997-98) ..... 94
9. Jeff Boydston (1990-92) ..... 94
10. Chris Moore (1989-90) ..... 91
11. Cody Fuller (2002-05) ..... 91
12. Ryan Ruiz (1998-99) ..... 89
13. Scooter Jordan (2002-03) ..... 89

### STOLEN BASES

1. Matt Kastelic (1995-96) ..... 97
2. Jeff Boydston (1988-92) ..... 86
3. Cody Fuller (2002-05) ..... 83
4. Kent Blasingame (1991-92) ..... 73
5. Clint Bryant (1993-96) ..... 73
6. Ryan Ruiz (1998-99) ..... 57
7. Keith Ginter (1997-98) ..... 56
8. Cody Fuller (2002-05) ..... 56
9. Marco Cunningham (1999-00) ..... 54
10. Mike Kinney (1992-93) ..... 52
11. Jason Landreth (1997-98) ..... 48
12. Randy Walker (1969-71) ..... 44

# THE RECORD BOOK



## CAREER PITCHING RECORDS APPEARANCES

1. Steve Rowe (1999-02).....	86
2. Brad Ralston (1996-99).....	85
3. Jimmy Frush (1994-97).....	82
4. Zach Stewart (1996-99).....	77
5. Jeff Peck (1994-97).....	66
6. Rodney Steph (1988-91).....	65
7. Kurt Shipley (1987-90).....	61
8. Steve Gooch (2002-04).....	55
9. Shane Wright (1997-99).....	54
Kevin Kirk (1989-92).....	54
10. Monty Ward (1996-98).....	53

## GAMES STARTED

1. Shane Wright (1997-99).....	47
2. Rodney Steph (1988-91).....	44
3. Monty Ward (1996-98).....	41
4. Steve Gooch (2002-04).....	39
5. Matt Miller (1994-96).....	38
6. Ruben Garcia (1970-73).....	37
John Macatee (1990-93).....	37
7. Mark Brandenburg (1991-92).....	36
8. Jeff Peck (1994-97).....	33
9. Kevin Tracey (1999-00).....	32
10. Mike Beiras (1987-88).....	30
Chris Phillips (2001-02).....	30

## WINS

1. Shane Wright (1997-99).....	34
2. Matt Miller (1994-96).....	25
3. Mark Brandenburg (1991-92).....	21
Ruben Garcia (1970-72).....	21
Jimmy Frush (1994-97).....	21
Rodney Steph (1988-91).....	21
Steve Rowe (1999-02).....	21
4. Monty Ward (1996-98).....	20
5. Jeff Pec (1994-97).....	19
6. John Macatee (1990-93).....	18
Travis Smith (1994-95).....	18
Brad Ralston (1996-99).....	18
Kevin Tracey (1999-00).....	18
7. Kevin Kirk (1999-00).....	16
Brandon Roberson (1999-01).....	16
Chris Phillips (2001-02).....	16
Steve Gooch (2002-04).....	16
8. Travis Driskill (1991-93).....	15

## LOSSES

1. Rodney Steph (1988-91).....	21
2. Kevin Kirk (1988-91).....	13
Nathan Fouts (2002-03).....	13
3. Mike Beiras (1987-88).....	12
4. Mark Brandenburg (1991-92).....	11
Clay Hollock (1984-86).....	11
5. Ruben Garcia (1970-73).....	10
Tom Black (1976-77).....	10
Doug Houe (1976-77).....	10
Jon Davidson (1974-75).....	10
Derek Hatfield (1981-83).....	10
Mark Johnston (1977-81).....	10
Steve Ibarguen (1979-80).....	10
Randy Prince (1973-74).....	10
Aaron Odum (2006-07).....	10
6. Lucie Chaidez (1990-91).....	9
Monty Ward (1996-98).....	9
Brad Ralston (1996-99).....	9

## WINNING PERCENTAGE

(at least 10 decisions)

1. Jason Gooding (1997).....	11-0 / 100
2. Steve Rowe (1999-02).....	21-3 / 875
3. Shane Wright (1997-99).....	34-7 / 829
4. Kevin Hannah (1993-94).....	9-2 / 818
5. Ryan Nye (1994).....	11-3 / 786
Ryan Brewer (1995-96).....	11-3 / 786
C. Gerstner (2003-04).....	11-3 / 786
6. Matt Miller (1994-96).....	25-7 / 781
7. Travis Smith (1994-95).....	18-6 / 750
Travis Driskill (1991-93).....	15-5 / 750
8. Travis Gage (1991-93).....	8-3 / 727

Mark Puckett (1984-85).....	8-3 / 727
9. Jimmy Frush (1994-97).....	21-8 / 724
10. Gene Segrist (1980-83).....	7-3 / 700

## WINNING PERCENTAGE

(at least 20 decisions)

1. Steve Rowe (1999-02).....	21-3 / 875
2. Shane Wright (1997-99).....	34-7 / 829
3. Matt Miller (1994-96).....	25-7 / 781
4. Jeff Peck (1994-97).....	19-8 / 760
5. Travis Smith (1994-95).....	18-6 / 750
Travis Driskill (1991-93).....	15-5 / 750
6. Jimmy Frush (1994-97).....	21-8 / 724
7. B. Roberson (1999-01).....	16-7 / 695
8. John Macatee (1990-93).....	18-8 / 692
Kevin Tracey (1999-00).....	18-8 / 692
9. Monty Ward (1996-98).....	20-9 / 689
10. Ruben Garcia (1970-73).....	21-10 / 677

## EARNED RUN AVERAGE

1. David Callerman (1966-67).....	1.57
2. Ruben Garcia (1970-73).....	2.06
3. J.J. Varney (1992-93).....	2.23
4. Ryan Nye (1994).....	2.25
5. Mark Brandenburg (1991-92).....	3.02
6. Travis Gage (1991-93).....	3.13
7. Travis Driskill (1991-93).....	3.37
8. Brandon Roberson (1999-01).....	3.40
9. Doug House (1976-77).....	3.42
Shane Wright (1997-99).....	3.42
10. Kevin Kirk (1988-91).....	3.47

## EARNED RUN AVERAGE

(since 1974, aluminum bats)

1. J.J. Varney (1992-93).....	2.23
2. Ryan Nye (1994).....	2.25
3. Mark Brandenburg (1991-92).....	3.02
4. Travis Gage (1991-93).....	3.13
5. Shane Wright (1997-98).....	3.16
6. Travis Driskill (1991-93).....	3.37
7. Brandon Roberson (1999-01).....	3.40
8. Doug House (1976-77).....	3.42
Shane Wright (1997-99).....	3.42
9. Kevin Kirk (1988-91).....	3.47
10. Jason Gooding (1997).....	3.49

## COMPLETE GAMES

1. Shane Wright (1997-99).....	24
2. Mark Brandenburg (1991-92).....	16
3. Rodney Steph (1988-91).....	15
4. Kevin Tracey (1999-00).....	14
5. Doug House (1976-77).....	13
6. Ruben Garcia (1970-73).....	13
7. Mark McDowell (1980-83).....	12
Jon Davidson (1974-75).....	12
8. Chris Phillips (2001-02).....	10
9. Gary Washington (1969-72).....	9
Randy Prince (1972-75).....	9
Kyle Farenthold (1980-81).....	9
Travis Driskill (1991-93).....	9
Matt Miller (1994-96).....	9
Travis Smith (1994-95).....	9
10. Craig Chapin (1985-86).....	8
Jeff Peck (1994-97).....	8

## SAVES

1. Brad Ralston (1996-99).....	14
2. Brandon Roberson (1999-01).....	10
Steve Rowe (1999-02).....	10
3. Tom Black (1976-77).....	8
Blake McGinley (2000-01).....	8
Jimmy Frush (1994-97).....	8
4. Mark Johnston (1976-79).....	7
Kevin Tracey (1999-00).....	7
5. Travis Gage (1991-93).....	6
Jeff Karstens (2003).....	6
6. Kurt Shipley (1987-90).....	4

## INNINGS PITCHED

1. Shane Wright (1997-99).....	368.2
2. Rodney Steph (1988-91).....	335.0



Monty Ward (1996-98) holds the career strike-out record with 356.

3. Mark Brandenburg (1991-92).....	292.1
4. Steve Gooch (2002-04).....	271.0
5. Monty Ward (1996-98).....	270.2
6. Matt Miller (1994-96).....	239.2
7. Jimmy Frush (1994-97).....	236.0
8. Brad Ralston (1996-99).....	235.1
9. Ruben Garcia (1979-73).....	231.1
10. Jeff Peck (1994-97).....	221.2

## EARNED RUNS

1. Rodney Steph (1988-91).....	180
2. Monty Ward (1996-98).....	144
3. Shane Wright (1997-99).....	140
4. Steve Gooch (2002-04).....	136
5. Matt Miller (1994-96).....	121
6. Jeff Peck (1994-97).....	117
7. Brad Ralston (1996-99).....	113
8. Chris Phillips (2001-02).....	110
9. Cory Metzler (2000-01).....	108
10. Jimmy Frush (1994-97).....	105

## WALKS

1. Rodney Steph (1988-91).....	167
2. Clay Hollock (1984-86).....	151
3. Matt Miller (1994-96).....	138
4. Mike Beiras (1987-88).....	126
5. Monty Ward (1996-98).....	113
6. Brad Ralston (1996-99).....	112
7. Kevin Kirk (1988-91).....	107
8. Ruben Garcia (1970-73).....	98
9. Bill Schutt (1986-87).....	91
10. Mark McDowell (1981-83).....	88

## STRIKEOUTS

1. Monty Ward (1996-98).....	356
2. Ruben Garcia (1970-73).....	304
3. Shane Wright (1997-99).....	281
4. Brad Ralston (1996-99).....	263
5. Rodney Steph (1988-91).....	246
6. Jimmy Frush (1994-97).....	239
7. Matt Miller (1994-96).....	213
8. Mark Brandenburg (1991-92).....	194
9. Brandon Roberson (1999-01).....	186
10. John Macatee (1990-93).....	167

# THE RECORD BOOK

## SEASON OFFENSIVE RECORDS

### GAMES PLAYED

1. Dion Ruecker (1995)	65
Clint Bryant (1995)	65
2. Nine players with 64	

### GAMES STARTED

1. Clint Bryant (1995)	65
2. Nine players with 64	

### AT-BATS

1. Matt Kastelic (1996)	269
2. Joe Dillon (1996)	267
3. Josh Bard (1998)	264
4. Kevin Jordan (1998)	263
5. Clint Bryant (1996)	262
6. Dion Ruecker (1996)	260
Gera Alvarez (2001)	260
7. Shaun Larkin (2000)	259
8. Clint Bryant (1995)	258
9. Dion Ruecker (1995)	257
10. Cameron Blair (2004)	256

### HITS

1. Matt Kastelic (1996)	114
2. Clint Bryant (1995)	109
3. Keith Ginter (1997)	106
4. Josh Bard (1998)	101
5. Clint Bryant (1996)	100
6. Nick Blankenship (2001)	96
7. Cameron Blair (2004)	95
8. Randy DuRoss (1995)	94
Josh Brady (2004)	94
9. Jason Totman (1995)	93
Kevin Jordan (1998)	93
10. Chaz Eiguren (2000)	91
Dion Ruecker (1996)	91

### DOUBLES

1. Jason Landreth (1997)	29
2. Stubby Clapp (1996)	28
Josh Bard (1999)	28
3. Clint Bryant (1996)	26
4. Brandon Toro (1997)	25
Roger Kieschnick (2007)	25
5. Jason Totman (1995)	24
Keith Ginter (1998)	24
Clint Bryant (1995)	24
Keith Ginter (1997)	24
Tony Arnerich (2001)	24
6. Brennan Burns (1998)	23
Josh Bard (1997)	23
Cameron Blair (2004)	23
7. Josh Bard (1998)	22
Dion Ruecker (1996)	22
Mark Mirchna (1984)	22

### TRIPLES

1. Jason Rainey (2000)	9
2. Ronnie Mattson (1975)	8
Stubby Clapp (1996)	8
3. Jon Weber (1999)	8
4. Jason Rainey (2001)	7
Jason Huth (1997)	7
Donald Harris (1989)	7
Donald Harris (1988)	7
5. Kerry Hodges (2001)	6
Jason Huth (1998)	6
Gary Ashby (1977)	6
Clint Bryant (1993)	6
Eldon Frost (1965)	6
Ernie Helweg (1977)	6
Wes Shook (1991)	6
Jeff Boydston (1988)	6

### HOME RUNS

1. Joe Dillon (1997)	33
2. John Grimes (1984)	24
3. Dion Ruecker (1996)	20
Josh Brady (2004)	20
4. Mike Humphreys (1988)	18

Clint Bryant (1988)	18
5. Josh Bard (1998)	17
Kevin Jordan (1998)	17
Keith Ginter (1998)	17
Todd Howey (1984)	17
Keith Ginter (1997)	17
Dion Ruecker (1995)	17
Cameron Blair (2005)	17
6. David Lindstrom (1995)	16
Clint Bryant (1995)	16
Gilbert Arrendondo (1988)	16
Michael Mask (2004)	16
7. Mark Helms (1988)	15

### RUNS BATTED IN

1. Clint Bryant (1996)	100
2. Clint Bryant (1995)	93
3. Josh Bard (1999)	92
4. Josh Brady (2004)	90
5. Joe Dillon (1997)	89
6. Kevin Jordan (1998)	84
Jon Weber (1999)	84
7. Dion Ruecker (1996)	82
Cameron Blair (2004)	81
8. John Grimes (1984)	79
9. Keith Ginter (1997)	77
10. Chaz Eiguren (2000)	76

### RUNS SCORED

1. Keith Ginter (1998)	97
2. Stubby Clapp (1996)	97
3. Keith Ginter (1997)	93
4. Clint Bryant (1995)	91
5. Clint Bryant (1996)	89
6. Joe Dillon (1997)	80
Ryan Ruiz (1999)	80
7. Randy DuRoss (1995)	79
8. Matt Kastelic (1996)	78
9. Jason Totman (1995)	77
10. Mike Humphreys (1988)	77

### BATTING AVERAGE

1. Doug Ault (1972)	.475
2. Jason Totman (1995)	.435
3. Andy Gonzalez (1995)	.427
4. Keith Ginter (1997)	.426
5. Matt Kastelic (1996)	.424
6. Clint Bryant (1995)	.422
7. Mike Humphreys (1988)	.407
8. John Grimes (1984)	.406
9. Joe Dillon (1997)	.393
10. Randy DuRoss (1995)	.392

### TOTAL BASES

1. Joe Dillon (1997)	215
2. Clint Bryant (1995)	189
3. Keith Ginter (1997)	185
4. Clint Bryant (1996)	184
5. Dion Ruecker (1996)	179
Josh Brady (2004)	179
6. Josh Bard (1998)	178
7. Kevin Jordan (1998)	174
8. John Grimes (1984)	168
9. Matt Kastelic (1996)	165

### SLUGGING PERCENTAGE

1. Joe Dillon (1997)	.939
2. John Grimes (1984)	.853
3. Doug Ault (1972)	.778
4. Keith Ginter (1997)	.743
5. Mike Humphreys (1988)	.738
6. Clint Bryant (1995)	.733
7. Stacy Ragan (1987)	.723
Jon Weber (1999)	.723
8. Greg May (1984)	.712
9. Keith Ginter (1998)	.707
10. Todd Howey (1984)	.704

### ON BASE PERCENTAGE

1. George Kilford (1993)	.600
2. Jason Totman (1995)	.560

3. Keith Ginter (1998)	.533
Mike Kinney (1993)	.533
4. Andy Gonzalez (1995)	.532
5. Keith Ginter (1997)	.529
6. Ryan Ruiz (1999)	.525
7. Stubby Clapp (1996)	.524
Doug Ault (1972)	.524
8. Clint Bryant (1995)	.516
9. Scooter Jordan (2003)	.510
10. Mike Humphreys (1988)	.509

### WALKS

1. Keith Ginter (1998)	78
2. Stubby Clapp (1996)	66
3. Ryan Ruiz (1999)	59
4. Jason Totman (1995)	53
5. Bryan Cowan (1976)	52
6. Keith Ginter (1997)	51
7. Clint Bryant (1995)	50
8. Scott Holzhauser (2000)	49
Jose Delgado (2004)	49
9. Jason Landreth (1997)	48
Brandon Welch (1995)	48
Scooter Jordan (2002)	48
10. Marco Cunningham (2000)	47
George Kilford (1993)	47
Chris Moore (1990)	47
Cameron Blair (2005)	47

### HIT BY PITCH

1. Nick Blankenship (2002)	28
2. Cody Fuller (2004)	16
3. Cody Fuller (2005)	14
4. Josh Haney (2004)	13
5. Ryan Ruiz (1999)	13
6. Five players with 11	

### STOLEN BASES

1. Matt Kastelic (1996)	51
2. Matt Kastelic (1995)	46
3. Kent Blasingame (1992)	44
4. Kerry Hodges (2001)	38
5. Clint Bryant (1996)	37
Mike Kinney (1993)	37
Marco Cunningham (1999)	37
6. Ryan Ruiz (1999)	35
7. Josh Brady (2004)	34
8. Keith Ginter (1997)	29
Kent Blasingame (1991)	29
Jon Slack (2002)	29
Cody Fuller (2003)	29
9. Jason Landreth (1998)	28
10. Jeff Boydston (1990)	27
Keith Ginter (1998)	27
Cody Fuller (2005)	27

### ERRORS

1. Cameron Blair (2005)	30
2. Clint Bryant (1995)	24
Tim Tadlock (1990)	24
3. T.J. Bruce (2003)	22
Shanon Hays (1990)	22
4. Clint Bryant (1996)	20
Clint Bryant (1994)	20
Kyle Martin (2006)	20
5. Darrin Glenn (1991)	19
6. Kevin Jordan (1998)	18
Dion Ruecker (1995)	18
Tim Tadlock (1991)	18

### ASSISTS

1. Gera Alvarez (2001)	242
2. Shaun Larkin (2000)	219
3. Dion Ruecker (1995)	214
4. Gera Alvarez (2002)	200
5. Scott Holzhauser (2000)	185
6. Cameron Blair (2004)	184
7. Joel Buchenauer (2002)	179
8. Dion Ruecker (1996)	173
9. Bryon Smith (2001)	172
10. Kyle Martin (2006)	171

# THE RECORD BOOK



## SEASON PITCHING RECORDS APPEARANCES

1. Blake McGinley (2001).....	30
2. Brad Ralston (1997).....	28
3. Brandon Roberson (1999).....	27
Steve Rowe (2000).....	27
Kevin Tracey (2000).....	27
4. Steve Rowe (2002).....	26
Zach Butler (2005).....	26
5. Zach Stewart (1998).....	25
6. Jimmy Frush (1995).....	24
Jeff Karstens (2003).....	24
Barrett Piller (2004).....	24
Tanner McElroy (2005).....	24
7. Jimmy Frush (1996).....	23
Kurt Shipley (1988).....	23
Corey Gerstner (2004).....	23
John Milton (2004).....	23
Dustin Richardson (2006).....	23
8. Cory Metzler (2000).....	22
Zach Stewart (1997).....	22
Matt Harbin (2002).....	22

## GAMES STARTED

1. Nathan Fouts (2002).....	19
2. Chris Phillips (2001).....	18
3. Shane Wright (1998).....	18
Mark Brandenburg (1992).....	18
Mark Brandenburg (1991).....	18
4. Matt Miller (1996).....	17
Lucio Chaidez (1990).....	17
Rodney Steph (1989).....	17
Shane Wright (1999).....	17
Dallas Braden (2004).....	17
Miles Morgan (2006).....	17

## WINS

1. Shane Wright (1998).....	14
2. Brandon Roberson (2001).....	13
3. Mark Brandenburg (1991).....	12
Matt Miller (1996).....	12
4. Chris Phillips (2001).....	11
Jason Gooding (1997).....	11
Matt Miller (1995).....	11
Ryan Nye (1994).....	11
5. Several players with 10 last was Steve Rowe in 2002	

## LOSSES

1. Kyle Guerry (1989).....	9
2. Lucio Chaidez (1990).....	8
Bubba Johnson (1990).....	8
Steven Thomas (2004).....	8
3. Robert Bryant (1978).....	7
Mark Brandenburg (1992).....	7
Mike Coppel (1992).....	7
Mike Beiras (1988).....	7
Doug House (1977).....	7
Clay Hollock (1985).....	7
Kevin Tracey (2000).....	7
Nathan Fouts (2002).....	7
Miles Morgan (2006).....	7
4. Several players with six	

## WINNING PERCENTAGE

<b>(at least 4 decisions)</b>	
1. Jason Gooding (11-0/1997).....	1.00
Mark LePort (6-0/1976).....	1.00
Steve Rowe (6-0/2000).....	1.00
David Therneau (6-0/1997).....	1.00
Brian Boesiger (4-0/1989).....	1.00
Lloyd Cummings (4-0/1975).....	1.00
2. Shane Wright (14-1/1998).....	.933

## WINNING PERCENTAGE

<b>(at least 10 decisions)</b>	
1. Jason Gooding (11-0/1997).....	1.00
2. Shane Wright (14-1/1998).....	.933
3. Kevin Tracey (9-1/1999).....	.900
4. Matt Miller (12-2/1996).....	.857

5. Shane Wright (10-2/1997).....	.833
6. Steve Rowe (10-2/2002).....	.833
7. Brad Ralston (9-2/1999).....	.818
8. Brandon Roberson (13-3/2001).....	.812
9. Ruben Garcia (8-2/1971).....	.800
10. Matt Miller (11-3/1995).....	.785
Ryan Nye (11-3/1994).....	.785

## EARNED RUN AVERAGE (at least 20 IP)

1. Ruben Garcia (1971).....	.074
2. Randy Prince (1973).....	1.12
3. Jack Pierce (1969).....	1.51
Steve Rowe (2002).....	1.51
4. Kevin Kirk (1992).....	1.61
5. Pat Abbott (1967).....	1.65
6. Phil Stephenson (1967).....	2.00
7. David Callerman (1967).....	2.03
8. Ruben Garcia (1973).....	2.11
9. Jack Pierce (1972).....	2.18
10. Ruben Garcia (1970).....	2.20

## EARNED RUN AVERAGE (since 1974, aluminum bats - 20 IP)

1. Steve Rowe (2002).....	1.51
2. Kevin Kirk (1992).....	1.61
3. Ryan Nye (1994).....	2.25
4. Tanner McElroy (2005).....	2.28
5. Jimmy Frush (1994).....	2.39
6. Brandon Roberson (1999).....	2.45
7. J.J. Varney (1992).....	2.48
8. Pat Black (1989).....	2.57
9. Travis Gage (1992).....	2.61
10. Corey Gerstner (2004).....	2.64

## COMPLETE GAMES

1. Shane Wright (1998).....	13
2. Mark Brandenburg (1992).....	12
3. Kevin Tracey (2000).....	10
4. Kyle Karenthold (1981).....	9
Mark McDowell (1983).....	9
Travis Driskill (1993).....	9
5. Ruben Garcia (1971).....	8
Rodney Steph (1991).....	8
Doug House (1977).....	8
6. Several players with seven	

## SAVES

1. Brandon Roberson (1999).....	10
2. Tom Black (1976).....	8
Blake McGinley (2001).....	8
Steve Rowe (2002).....	8
3. Brad Ralston (1997).....	7
Kevin Tracey (2000).....	7
4. Jeff Karstens (2003).....	6
5. Brad Ralston (1998).....	5
Mark Johnston (1978).....	5
Collin Auten (2007).....	5

## SHUTOUTS

1. Ruben Garcia (1971).....	5
2. Mark Brandenburg (1991).....	4
Bubba Johnson (1990).....	4
3. Jason Gooding (1997).....	3

## INNINGS PITCHED

1. Shane Wright (1998).....	152.2
2. Mark Brandenburg (1991).....	147.1
3. Mark Brandenburg (1992).....	146.0
4. Chris Phillips (2001).....	137.1
5. Kevin Tracey (2000).....	127.2
6. Shane Wright (1999).....	126.0
7. Travis Driskill (1993).....	120.2
8. Travis Smith (1995).....	118.1
9. Brandon Roberson (2001).....	116.1
10. Jason Gooding (1997).....	116.0
Ryan Nye (1994).....	116.0

## HITS ALLOWED

1. Shane Wright (1998).....	166
-----------------------------	-----



Brandon Roberson set the school record for saves in 1999 with 10.

2. Kevin Tracey (2000).....	156
3. Mark Brandenburg (1992).....	145
4. Cory Metzler (2000).....	144
5. Mark Brandenburg (1991).....	143
6. Shane Wright (1999).....	140
7. Chris Phillips (2001).....	139
8. Travis Smith (1995).....	137
9. Steve Gooch (2003).....	120
10. Chris Phillips (2002).....	118

## WALKS ALLOWED

1. Mike Beiras (1988).....	69
2. Clay Hollock (1986).....	60
Rodney Steph (1989).....	60
3. Mike Beiras (1987).....	57
4. Matt Miller (1996).....	56
5. Matt Miller (1995).....	55
Lucio Chaidez (1990).....	55
6. Randy Prince (1974).....	53
Rodney Steph (1988).....	53

## WILD PITCHES

1. Lucio Chaidez (1990).....	13
2. Jason Gooding (1997).....	13
Kevin Kirk (1991).....	13
3. Khris Segrist (1986).....	12
Rodney Steph (1989).....	12
Miles Morgan (2006).....	12
4. Kevin Kirk (1988).....	10

## STRIKEOUTS

1. Monty Ward (1998).....	151
2. Jason Gooding (1997).....	137
3. Travis Driskill (1993).....	120
4. Monty Ward (1997).....	117
5. Shane Wright (1998).....	116
Jimmy Frush (1996).....	116
6. Ruben Garcia (1971).....	113
Matt Miller (1996).....	113
7. Ruben Garcia (1972).....	109
Ryan Nye (1994).....	109
8. Mark Brandenburg (1992).....	107
9. Brandon Roberson (2001).....	105
10. Miles Morgan (2006).....	103

## EARNED RUNS ALLOWED

1. Clay Hollock (1984).....	74
2. Cory Metzler (2000).....	70
3. Rodney Steph (1989).....	67
4. Chris Phillips (2001).....	63
Mark Brandenburg (1991).....	63
Mike Beiras (1987).....	63
5. John Vidales (1986).....	61

# THE RECORD BOOK

## TEAM HITTING

GAMES	
1. 66.....(1998)	5. 27.....(1988)
2. 65.....(1995)	6. 26.....(1996)
3. 64.....(2001)	7. 26.....(1995)
64.....(1996)	8. 25.....(1999)
4. 62.....(2002)	9. 25.....(2004)
62.....(2000)	10. 23.....(2000)
5. 60.....(1997)	23.....(1991)
60.....(1991)	23.....(1971)
60.....(1990)	
60.....(1988)	
6. 61.....(2004)	

BATTING AVG.	
1. .358.....(1984)	5. .85.....(2004)
2. .352.....(1997)	6. .83.....(1995)
3. .347.....(1996)	7. .81.....(1986)
4. .344.....(1998)	8. .80.....(1988)
.344.....(1995)	9. .74.....(2001)
5. .327.....(1986)	10. .67.....(1985)
6. .324.....(1999)	
7. .318.....(2001)	

AT-BATS	
1. 2,308.....(1998)	4. 326.....(2000)
2. 2,283.....(1995)	5. 310.....(2002)
3. 2,277.....(1996)	6. 310.....(1991)
4. 2,266.....(2001)	7. 307.....(1993)
5. 2,174.....(2000)	8. 307.....(2004)
6. 2,165.....(1997)	9. 307.....(1986)
7. 2,163.....(2002)	10. 300.....(1994)
8. 2,158.....(2004)	9. 294.....(1997)
9. 2,056.....(1999)	10. 288.....(1998)
10. 2,050.....(2006)	

HITS	
1. 793.....(1998)	1. 422.....(1998)
2. 791.....(1996)	2. 412.....(2004)
3. 786.....(1995)	3. 399.....(2000)
4. 761.....(1997)	4. 387.....(1999)
5. 721.....(2001)	5. 379.....(2007)
6. 680.....(2004)	6. 376.....(2001)
7. 672.....(2002)	7. 372.....(1997)
8. 667.....(1999)	8. 369.....(2002)
9. 652.....(2000)	9. 360.....(1988)
10. 646.....(2006)	9. 349.....(1996)

SINGLES	
1. 515.....(1995)	1. 584.....(1997)
2. 499.....(1998)	2. 578.....(1996)
3. 487.....(1996)	3. 572.....(1995)
4. 479.....(2002)	4. 516.....(1998)
5. 478.....(2001)	5. 512.....(2004)
6. 468.....(2006)	6. 484.....(1999)
7. 460.....(2003)	7. 490.....(2001)
8. 445.....(1997)	8. 452.....(1984)
9. 439.....(2000)	9. 443.....(1986)
10. 435.....(1999)	10. 442.....(2000)

DOUBLES	
1. 185.....(1997)	1. 185.....(1996)
2. 181.....(1996)	2. 146.....(1998)
3. 172.....(1998)	3. 146.....(1995)
4. 162.....(1995)	3. 143.....(2004)
5. 145.....(1999)	4. 130.....(1997)
6. 139.....(2004)	5. 124.....(1999)
7. 138.....(2001)	
8. 130.....(2000)	
9. 116.....(1984)	
10. 111.....(1986)	

27.....(1988)	6. 120.....(1992)
26.....(1996)	7. 117.....(2001)
26.....(1995)	8. 112.....(1993)
25.....(1999)	9. 104.....(2003)
25.....(2004)	10. 81.....(1994)

HOME RUNS	
1. 108.....(1997)	1. 1,316.....(1997)
2. 107.....(1984)	2. 1,315.....(1996)
3. 97.....(1996)	3. 1,304.....(1998)
4. 95.....(1998)	4. 1,249.....(1995)
5. 85.....(2004)	5. 1,143.....(2001)
6. 83.....(1995)	6. 1,126.....(1984)
7. 81.....(1986)	7. 1,124.....(2004)
8. 80.....(1988)	8. 1,046.....(1999)
9. 74.....(2001)	
10. 67.....(1985)	

BASE ON BALLS	
1. 361.....(1995)	1. .973.....(1992)
2. 350.....(1996)	2. .971.....(2002)
3. 328.....(1999)	3. .971.....(2001)
4. 326.....(2000)	4. .971.....(1998)
5. 310.....(2002)	5. .970.....(2007)
6. 310.....(1991)	6. .969.....(1995)
7. 307.....(1993)	7. .967.....(2000)
8. 307.....(2004)	8. .967.....(2004)
9. 307.....(1986)	9. .967.....(2006)
10. 300.....(1994)	9. .965.....(1993)
9. 294.....(1997)	10. .965.....(1987)
10. 288.....(1998)	

STRIKEOUTS	
1. 422.....(1998)	1. 37.....(1987)
2. 412.....(2004)	2. 52.....(1992)
3. 399.....(2000)	3. 59.....(1982)
4. 387.....(1999)	4. 63.....(2007)
5. 379.....(2007)	5. 64.....(1988)
6. 376.....(2001)	6. 68.....(1999)
7. 372.....(1997)	
8. 369.....(2002)	
9. 360.....(1988)	
9. 349.....(1996)	

FEWEST ERRORS	
1. 37.....(1987)	1. 752.....(2002)
2. 52.....(1992)	2. 752.....(2001)
3. 59.....(1982)	3. 707.....(2000)
4. 63.....(2007)	4. 704.....(1998)
5. 64.....(1988)	5. 700.....(1999)
6. 68.....(1999)	5. 698.....(1996)

RUNS	
1. 648.....(1996)	1. 584.....(1997)
2. 637.....(1997)	2. 578.....(1996)
3. 627.....(1995)	3. 572.....(1995)
4. 583.....(1998)	4. 516.....(1998)
5. 554.....(2004)	5. 512.....(2004)
6. 544.....(1999)	6. 484.....(1999)
7. 517.....(2001)	7. 490.....(2001)
8. 506.....(1984)	8. 452.....(1984)
9. 501.....(1986)	9. 443.....(1986)
10. 496.....(2000)	10. 442.....(2000)

TRIPLES	
1. 31.....(2001)	1. 185.....(1996)
2. 30.....(1976)	2. 146.....(1998)
3. 28.....(1977)	3. 146.....(1995)
28.....(1975)	3. 143.....(2004)
4. 27.....(1998)	4. 130.....(1997)
27.....(1989)	5. 124.....(1999)

## TEAM PITCHING

WINS	
1. 51.....(1995)	1. 22.....(1992)
2. 49.....(1996)	2. 21.....(1998)
3. 46.....(1997)	3. 21.....(1993)
4. 44.....(1998)	3. 20.....(1994)
5. 43.....(2001)	4. 18.....(1977)
43.....(1993)	5. 17.....(1981)
6. 42.....(2002)	6. 16.....(1996)
42.....(1999)	6. 16.....(1988)
42.....(1991)	16.....(1976)
7. 40.....(1994)	
40.....(2004)	

LOSSES	
1. 33.....(1985)	1. 2.50.....(1967)
2. 29.....(1990)	2. 3.13.....(1971)
3. 28.....(1987)	3. 3.14.....(1970)
4. 27.....(2007)	4. 3.25.....(1973)
5. 26.....(2000)	5. 3.30.....(1994)
26.....(2006)	6. 3.43.....(1992)
6. 25.....(2003)	7. 3.52.....(1993)
25.....(1992)	8. 3.94.....(1991)
25.....(1988)	9. 4.07.....(1972)
25.....(1986)	10. 4.08.....(1996)
25.....(2005)	
7. 24.....(1977)	

SAVES	
1. 12.....(2002)	1. 567.2.....(1998)
12.....(1999)	567.2.....(1995)
12.....(1976)	2. 562.1.....(2001)
2. 11.....(2003)	3. 560.2.....(1996)
11.....(2005)	4. 553.1.....(2002)
3. 10.....(2001)	5. 542.2.....(2000)
10.....(1998)	6. 540.0.....(2004)
10.....(2004)	7. 524.1.....(1997)
9.....(1996)	8. 520.0.....(2005)
9.....(2007)	9. 517.2.....(1999)
5. 8.....(1997)	10. 510.1.....(2006)
8.....(1995)	
8.....(1993)	
8.....(2006)	
6. 7.....(1978)	

COMPLETE GM'S	
1. 22.....(1992)	1. 97.....(1967)
2. 21.....(1998)	2. 103.....(1970)
21.....(1993)	3. 114.....(1969)
3. 20.....(1994)	4. 138.....(1992)
4. 18.....(1977)	5. 145.....(1972)
5. 17.....(1981)	6. 147.....(2001)
6. 16.....(1996)	7. 148.....(1971)
16.....(1988)	8. 149.....(1973)
16.....(1976)	9. 160.....(2002)
	10. 172.....(1997)
	172.....(1974)

ERA	
1. 2.50.....(1967)	1. 76.....(2005)
2. 3.13.....(1971)	2. 74.....(2006)
3. 3.14.....(1970)	3. 68.....(2001)
4. 3.25.....(1973)	4. 67.....(2002)
5. 3.30.....(1994)	5. 64.....(2000)
6. 3.43.....(1992)	6. 52.....(1995)
7. 3.52.....(1993)	7. 51.....(2007)
8. 3.94.....(1991)	8. 50.....(1997)
9. 4.07.....(1972)	9. 47.....(1996)
10. 4.08.....(1996)	10. 43.....(1999)
	43.....(2004)

INNINGS PITCHED	
1. 567.2.....(1998)	1. 589.....(1997)
567.2.....(1995)	2. 558.....(1998)
2. 562.1.....(2001)	3. 499.....(1996)
3. 560.2.....(1996)	4. 478.....(1995)
4. 553.1.....(2002)	5. 435.....(1999)
5. 542.2.....(2000)	6. 424.....(2001)
6. 540.0.....(2004)	7. 420.....(2002)
7. 524.1.....(1997)	8. 415.....(1993)
8. 520.0.....(2005)	9. 413.....(2006)
9. 517.2.....(1999)	10. 412.....(1994)
10. 510.1.....(2006)	

BASE ON BALLS	
1. 97.....(1967)	1. 589.....(1997)
2. 103.....(1970)	2. 558.....(1998)
3. 114.....(1969)	3. 499.....(1996)
4. 138.....(1992)	4. 478.....(1995)
5. 145.....(1972)	5. 435.....(1999)
6. 147.....(2001)	6. 424.....(2001)
7. 148.....(1971)	7. 420.....(2002)
8. 149.....(1973)	8. 415.....(1993)
9. 160.....(2002)	9. 413.....(2006)
10. 172.....(1997)	10. 412.....(1994)
172.....(1974)	

HIT-BY-PITCH	
1. 76.....(2005)	1. 589.....(1997)
2. 74.....(2006)	2. 558.....(1998)
3. 68.....(2001)	3. 499.....(1996)
4. 67.....(2002)	4. 478.....(1995)
5. 64.....(2000)	5. 435.....(1999)
6. 52.....(1995)	6. 424.....(2001)
7. 51.....(2007)	7. 420.....(2002)
8. 50.....(1997)	8. 415.....(1993)
9. 47.....(1996)	9. 413.....(2006)
10. 43.....(1999)	10. 412.....(1994)
43.....(2004)	

SHUTOUTS	
1. 7.....(1990)	1. 589.....(1997)
2. 5.....(1992)	2. 558.....(1998)
5.....(1995)	3. 499.....(1996)
4.....(2001)	4. 478.....(1995)
4.....(1994)	5. 435.....(1999)
4.....(1993)	6. 424.....(2001)
4.....(1994)	7. 420.....(2002)
4.....(1986)	8. 415.....(1993)
	9. 413.....(2006)
	10. 412.....(1994)



Josh Bard earned All-America honors in all three seasons and was a member of two of Tech's most dominant offensive clubs ('97 & '98).

# THE RECORD BOOK



## CAREER OFFENSIVE RECORDS

### BIG 12 GAMES ONLY

#### GAMES PLAYED

1. Madison Edwards (2002-05).....91
2. Josh Bard (1997-99).....83
3. Mark Austry (1998-00).....78  
Cody Fuller (2002-05).....78
4. Jason Huth (1997-99).....77
5. Cooper Fouts (2003-05).....75

#### AT-BATS

1. Josh Bard (1997-99).....346
2. Madison Edwards (2002-05).....268
3. Marco Cunningham (1999-00).....235
4. Gera Alvarez (2001-02).....233
5. Nick Blankenship (2001-02).....231  
Josh Bard (1997-99).....231

#### HITS

1. Keith Ginter (1997-98).....95
2. Josh Bard (1997-99).....89
3. Jason Huth (1997-99).....87
4. Marco Cunningham (1999-00).....79
5. Cody Fuller (2002-05).....79  
Cameron Blair (2004-05).....74

#### DOUBLES

1. Josh Bard (1997-99).....32
2. Keith Ginter (1997-98).....23
3. Jason Landreth (1997-98).....23
4. Marco Cunningham (1999-00).....18
5. Joe Dillon (1996-97).....15  
Gera Alvarez (2001-02).....15  
Cameron Blair (2004-05).....15
6. Jason Rainey (2000-01).....13  
Chaz Eiguren (1999-00).....13

#### TRIPLES

1. Josh Haney (2003-04).....6
2. Jason Rainey (2000-01).....5
3. Marco Cunningham (1999-00).....4  
Jon Weber (1999).....4  
Jason Huth (1997-99).....4  
Scooter Jordan (2002-03).....4  
Madison Edwards (2002-05).....4
4. Miles Durham (1998-00).....3  
Kevin Jordan (1998).....3
5. Brandon Toro (1997).....2  
Ryan Ruiz (1998-1999).....2  
Eric LaMore (2000).....2  
Austin Cranford (2001-02).....2  
Roger Kieschnick (2006-).....2

#### RUNS BATTED IN

1. Josh Bard (1997-99).....151
2. Keith Ginter (1997-98).....57
3. Cameron Blair (2004-05).....56
4. Jason Landreth (1997-98).....50
5. Chaz Eiguren (1999-00).....49

#### HOME RUNS

1. Josh Bard (1997-99).....31
2. Keith Ginter (1997-98).....19
3. Cameron Blair (2004-05).....18
4. Joe Dillon (1997).....15
5. Nick Blankenship (2001-02).....10

#### RUNS SCORED

1. Keith Ginter (1997-98).....88
2. Josh Bard (1997-99).....79
3. Jason Landreth (1997-98).....65
4. Marco Cunningham (1999-00).....63
5. Cameron Blair (2004-05).....58

#### TOTAL BASES

1. Josh Bard (1997-99).....263
2. Keith Ginter (1997-98).....178
3. Cameron Blair (2004-05).....145
4. Jason Landreth (1997-98).....125
5. Jason Rainey (2000-01).....119



Josh Haney (2003-04) is the all-time career leader in triples (Big 12 games only) with 6.

#### SLUGGING PERCENTAGE

1. Josh Bard (1997-99).....784
2. Keith Ginter (1997-98).....774
3. Cameron Blair (2004-05).....732
4. Chaz Eiguren (1999-00).....629
5. Jason Rainey (2000-01).....575

#### BATTING AVERAGE


1. Joe Dillon (1996-97).....413
2. Josh Bard (1997-99).....393
3. Chaz Eiguren (1999-00).....366
4. Marco Cunningham (1999-00).....348
5. Jason Huth (1997-99).....330

#### WALKS

1. Keith Ginter (1997-98).....54
2. Jason Landreth (1997-98).....48
3. Madison Edwards (2002-05).....47
4. Marco Cunningham (1999-00).....38  
Scott Holzhauer (1999-00).....38
5. Cody Fuller (2002-05).....35

#### STOLEN BASES

1. Cody Fuller (2002-2005).....31
2. Marco Cunningham (1999-00).....27
3. Ryan Ruiz (1998-1999).....26
4. Keith Ginter (1997-1998).....20
5. Gera Alvarez (2001-2002).....17



Cody Fuller (2002-05) swiped a school-best 31 stolen bases in his career vs. the Big 12.

#### CAREER FIELDING RECORDS

##### BIG 12 GAMES ONLY

#### ERRORS

1. Cameron Blair (2004-05).....21
2. Kyle Martin (2006-07).....18
3. TJ Bruce (2003).....14
4. Jason Huth (1997-99).....12
5. Gera Alvarez (2001-02).....11  
Bryon Smith (2002).....11  
Josh Haney (2003-04).....11
6. Kevin Jordan (1998).....8  
Joey Callender (2005-06).....8

#### ASSISTS

1. Gera Alvarez (2001-02).....206
2. Kyle Martin (2006-07).....161
2. Keith Ginter (1997-98).....148
3. Cameron Blair (2004-05).....139
4. Josh Haney (2003-04).....130
5. Bryon Smith (2002).....126

#### FIELDING PERCENTAGE

1. Matt Smith (2006-07).....995
2. Josh Bard (1997-99).....993  
Chad Landry (2000-01).....993
3. Cooper Fouts (2003-05).....991
4. Bryon Smith (2002).....980
5. Gera Alvarez (2001-02).....964

# THE RECORD BOOK

## CAREER PITCHING RECORDS BIG 12 GAMES ONLY

### APPEARANCES

1. Steve Rowe (1999-02).....	35
2. Shane Wright (1997-99).....	33
3. Brad Ralston (1996-99).....	32
4. Zach Stewart (1996-99).....	29
Blake McGinley (2000-01).....	29
5. Kevin Tracey (1999-00).....	27

### GAMES STARTED

1. Shane Wright (1997-99).....	27
2. Monty Ward (1996-98).....	18
Kevin Tracey (1999-00).....	18
Steve Gooch (2002-04).....	18
3. Chris Phillips (2001-02).....	17
4. Colt Hynes (2006-07).....	14
AJ Ramos (2006-).....	14
4. Cory Metzler (2000-01).....	13
Nathan Fouts (2002-03).....	13

### WINS

1. Shane Wright (1997-99).....	20
2. Kevin Tracey (1999-00).....	12
Brandon Roberson (1999-01).....	9
4. Chris Phillips (2001-02).....	8
Corey Gerstner (2002-04).....	8
5. Jason Gooding (1997).....	7
Steve Rowe (1999-02).....	7

### LOSSES

1. Nathan Fouts (2002-03).....	8
2. Colt Hynes (2006-07).....	7
Aaron Odom (2006-07).....	7
2. Monty Ward (1996-98).....	6
Steve Gooch (2002-04).....	6
3. Chris Phillips (2001-02).....	5
AJ Ramos (2006-).....	5
4. Brandon Roberson (1999-01).....	4
Kevin Tracey (1999-00).....	4
Blake McGinley (2000-01).....	4
Steven Thomas (2003-04).....	4
5. Cory Metzler (2000-01).....	3
JJ Newman (2000-02).....	3
Dusty Buck (2000, 2002-03).....	3
Tanner McElroy (2002-05).....	3

### WINNING PERCENTAGE (at least 15 decisions)

1. Shane Wright (1997-99).....	.800
2. Kevin Tracey (1999-00).....	.750
3. Brad Ralston (1996-99).....	.666
4. Brandon Roberson (1999-01).....	.692
5. Chris Phillips (2001-02).....	.615

### EARNED RUN AVERAGE

1. Kevin Tracey (1999-00).....	3.73
2. Shane Wright (1997-99).....	4.93
3. Chris Phillips (2001-02).....	4.94
4. Steve Gooch (2002-04).....	5.45
5. Monty Ward (1996-98).....	5.85

### COMPLETE GAMES

1. Shane Wright (1997-99).....	16
2. Kevin Tracey (1999-00).....	9
3. Chris Phillips (2001-02).....	7
4. Jason Gooding (1997).....	5
5. Brandon Roberson (1999-01).....	4

### SAVES

1. Brad Ralston (1997-99).....	8
2. Steve Rowe (1999-02).....	7
3. Brandon Roberson (1999-01).....	6
4. Kevin Tracey (1999-00).....	5
5. Shane Wright (1997-99).....	3
Jeff Karstens (2003).....	3
Corey Gerstner (2002-04).....	3

### INNINGS PITCHED

1. Shane Wright (1997-99).....	216.4
2. Kevin Tracey (1999-00).....	135.2
3. Steve Gooch (2002-04).....	130.4
4. Chris Phillips (2001-02).....	120.3
5. Monty Ward (1996-98).....	108.2

### EARNED RUNS


1. AJ Ramos (2006-).....	56
2. Steve Gooch (2002-04).....	57
3. Chris Phillips (2001-02).....	60
Kevin Tracey (1999-00).....	60
4. Cory Metzler (2000-01).....	63
Brad Ralston (1996-99).....	63
5. Monty Ward (1997-98).....	82

### WALKS

1. Monty Ward (1996-98).....	55
2. Nathan Fouts (2002-03).....	40
3. Kevin Tracey (1999-00).....	44
4. AJ Ramos (2006-).....	39
4. Steve Gooch (2002-04).....	33
JJ Newman (2000-02).....	33
5. Brandon Roberson (1999-01).....	28

### STRIKEOUTS

1. Shane Wright (1997-99).....	172
2. Monty Ward (1996-98).....	133
3. Brad Ralston (1997-99).....	98
4. Brandon Roberson (1999-01).....	89
5. Steve Gooch (2002-04).....	78



Steve Rowe (1999-02) made 35 appearances in conference play during his four-year career.



Steve Gooch (2002-04) allowed just 57 runs during conference play in his three-year career as a Red Raider.

# THE RECORD BOOK



## SEASON OFFENSIVE RECORDS

### BIG 12 GAMES ONLY

#### GAMES PLAYED

1. Several with 30	30
2. Josh Bard (1999)	29
3. Austin Cranford (2001)	27
Willie Durazo (2002)	27
Gera Alveraz (2002)	27
Jon Slack (2002)	27
4. Several with 26	26

#### GAMES STARTED

1. Several with 30	30
2. Mark Austray (1998)	29
3. Jason Huth (1999)	28
Miles Durham (1998)	28
Kevin Jordan (1998)	28
4. Willie Durazo (2004)	27
5. Several with 26	26

#### AT-BATS

1. Nick Blankenship (2001)	134
2. Shaun Larkin (2000)	128
3. Scott Holzhauser (2000)	126
4. Kevin Jordan (1998)	123
Chaz Eiguren (2000)	123
5. Josh Bard (1998)	120

#### HITS

1. Josh Bard (1998)	52
2. Nick Blankenship (2001)	48
3. Marco Cunningham (2000)	42
4. Austin Cranford (2001)	40
5. Ryan Ruiz (1998)	38

#### DOUBLES

1. Jason Landreth (1997)	16
2. Joe Dillon (1997)	15
2. Brennan Burns (1998)	14
3. Keith Ginter (1998)	13
4. Brandon Toro (1997)	12
5. Keith Ginter (1997)	11
Josh Bard (1997, 1998)	11

#### TRIPLES

1. Jon Weber (1999)	4
Jason Rainey (2000)	4
Josh Haney (2004)	4
2. Jason Huth (1997, 1998)	3
Kerry Hodges (1998)	3
Miles Durham (1998)	3
Jason Landreth (1998)	3
Kevin Jordan (1998)	3
Marco Cunningham (2000)	3
Eric McLamore (2000)	3
Travis McElroy (2002)	3

#### RUNS BATTED IN

1. Josh Bard (1999)	50
2. Joe Dillon (1997)	43
3. Josh Brady (2004)	36
4. Chaz Eiguren (1999)	34
5. Keith Ginter (1997)	33
Kevin Jordan (1998)	33
Jason Landreth (1997)	33

#### HOME RUNS


1. Joe Dillon (1997)	15
2. Josh Bard (1998)	12
3. Cameron Blair (2005)	10
4. Kevin Jordan (1998)	9
5. Keith Ginter (1999)	8

#### RUNS SCORED

1. Keith Ginter (1997)	45
2. Joe Dillon (1997)	41
3. Jason Landreth (1997)	39
4. Marco Cunningham (2000)	34
5. Josh Bard (1997)	32



Austin Cranford holds the record for highest batting avg. in a Big 12 season (.449 in 2001).



Ryan Ruiz stole 17 bases during conference play in 1999.

#### TOTAL BASES

1. Joe Dillon (1997)	112
2. Josh Bard (1998)	98
2. Keith Ginter (1997)	96
3. Kevin Jordan (1998)	75
4. Brandon Toro (1997)	74
5. Nick Blankenship (2001)	73

#### BATTING AVERAGE

1. Austin Cranford (2001)	.449
2. Chaz Eiguren (1999)	.442
3. Keith Ginter (1997)	.433
Josh Bard (1998)	.433
4. Ryan Ruiz (1998)	.422
5. Joe Dillon (1997)	.413

#### WALKS

1. Keith Ginter (1998)	33
2. Jason Landreth (1997)	31
3. Scooter Jordan (2002)	24
4. Chad Landry (2001)	22
Jon Slack (2002)	22
Marco Cunningham (2000)	22
5. Cameron Blair (2005)	21

#### STOLEN BASES

1. Ryan Ruiz (1999)	17
2. Cody Fuller (2004)	16
3. Jason Rainey (2000)	13
Gera Alvarez (2002)	13
Cody Fuller (2003)	13
Josh Brady (2004)	13
4. Joe Dillon (1997)	12
Kerry Hodges (2001)	12
Jon Slack (2002)	12
5. Keith Ginter (1998)	11
Cameron Blair (2004)	11

#### HIT-BY-PITCH

1. Nick Blankenship (2002)	9
2. Cody Fuller (2004)	8
3. Shaun Larkin (2000)	6
Anthony Arnerich (2001)	6
4. Keith Ginter (1997)	5
Joe Dillon (1997)	5

Jess Oliveras (1997)	5
Gera Alvarez (2002)	5
Cody Fuller (2005)	5
Cooper Fouts (2004)	5
Kerry Hodges (2001)	5
Marco Cunningham (2000)	5
Trey Lungsford (2000)	5

## SEASON FIELDING RECORDS

### BIG 12 GAMES ONLY

#### ERRORS

1. Cameron Blair (2005)	15
2. T.J. Bruce (2003)	14
3. Kyle Martin (2006)	12
4. Gera Alvarez (2001)	8
Kevin Jordan (1999)	8
Byron Smith (2001)	8
Joey Callender (2005)	8
Josh Haney (2003)	7
Jason Landreth (1999)	7
6. Byron Smith (2001)	6
Jose Delgado (2004)	6
Keith Ginter (1999)	6
Kyle Martin (2006)	6

#### ASSISTS

1. Gera Alvarez (2001)	119
2. Joel Buchenauer (2002)	93
Nick Blankenship (2002)	93
3. Bryon Smith (2003)	92
4. Kyle Martin (2006)	91
5. Jess Oliveras (1997)	90



# THE RECORD BOOK

## SEASON PITCHING RECORDS BIG 12 GAMES ONLY

### APPEARANCES

1. Blake McGinley (2001) .....	17
2. Brad Ralston (1997) .....	16
3. Steve Rowe (2002) .....	14
4. Jeff Karstens (2003) .....	13
Corey Gerstner (2004) .....	13
5. Zach Stewart (1998) .....	12
Shane Wright (1998) .....	12

### GAMES STARTED

1. Chris Phillips (2001) .....	10
Jason Gooding (1997) .....	10
Shane Wright (1998, 1999) .....	10
AJ Ramos (2006) .....	10
3. Monty Ward (1999) .....	9
Kevin Tracey (1999, 2000) .....	9
Brandon Roberson (2001) .....	9
Cory Metzler (2000) .....	9
JJ Newman (2000) .....	9
Steve Gooch (2002, 2003) .....	9
Nathan Fouts (2002) .....	9
Dallas Braden (2004) .....	9
Michael McGowan (2004) .....	9

### WINS

1. Monty Ward (1998) .....	9
2. Brandon Roberson (2001) .....	8
3. Jason Gooding (1997) .....	7
Shane Wright (1997) .....	7
Corey Gerstner (2006) .....	7
Jason Gooding (1997) .....	7
4. Kevin Tracey (2002) .....	6
Chris Phillips (2003) .....	6
5. Steve Rowe (2002) .....	4
Dallas Braden (2006) .....	4
Monty Ward (1997) .....	4
Brad Ralston (1998) .....	4
Jesse Cornejo (1998) .....	4
Blake McGinley (2000) .....	4

### LOSSES

1. Miles Morgan (2006) .....	5
2. Colt Hynes (2007) .....	5
2. Kevin Tracey (2000) .....	4
Jeff Karstens (2003) .....	4
Nathan Fouts (2003) .....	4
Steven Thomas (2004) .....	4
Aaron Odum (2006) .....	4
AJ Ramos (2007) .....	4
3. Monty Ward (1997) .....	3
Jesse Cornejo (1998) .....	3
Shane Wright (1999) .....	3
JJ Newman (2000) .....	3
Chris Phillips (2001) .....	3
Juan Razo (2003) .....	3
Aaron Odum (2007) .....	3

### WINNING PERCENTAGE (at least 7 decisions)

1. Shane Wright (1998) .....	8-1/.888
2. Corey Gerstner (2004) .....	7-1/.875
3. Brandon Roberson (2001) .....	8-2/.800
4. Chris Phillips (2001) .....	6-3/.666
5. Kevin Tracey (2000) .....	6-4/.600

### EARNED RUN AVERAGE

1. Steve Rowe (2002) .....	2.00
2. Corey Gerstner (2004) .....	2.60
3. Dusty Buck (2003) .....	2.92
4. Miles Morgan (2006) .....	2.95
5. Jason Gooding (1997) .....	3.25

### COMPLETE GAMES

1. Chris Phillips (2001) .....	7
2. Kevin Tracey (2002) .....	6
3. Jason Gooding (1997) .....	5
4. Shane Wright (1997) .....	4

Brandon Roberson (2001) .....	4
Shane Wright (1999) .....	4
5. Miles Morgan (2006) .....	3

### SAVES

1. Brad Ralston (1997) .....	6
Brandon Roberson (1999) .....	6
Steve Rowe (2002) .....	6
2. Kevin Tracey (2000) .....	5
3. Blake McGinley (2001) .....	4
4. Jeff Karstens (2003) .....	3
Corey Gerstner (2004) .....	3

### INNINGS PITCHED

1. Shane Wright (1998) .....	84.2
2. Chris Phillips (2001) .....	82.1
3. Kevin Tracey (2000) .....	80.1
4. Jason Gooding (1997) .....	72.0
5. Brandon Roberson (2001) .....	70.2

### WALKS ALLOWED


1. Chris Phillips (2001) .....	19
2. Michael McGowan (2004) .....	22
3. Kevin Tracey (2000) .....	23
Nathan Fouts (2002) .....	23
4. AJ Ramos (2007) .....	26
5. J.J. Newman (2000) .....	28

### STRIKEOUTS

1. Monty Ward (1998) .....	85
2. Jason Gooding (1997) .....	83
3. Miles Morgan (2006) .....	57
4. Brandon Roberson (2001) .....	56
5. Chris Phillips (2001) .....	47

### EARNED RUNS ALLOWED

1. Brandon Roberson (2001) .....	33
2. JJ Newman (2000) .....	36
3. Shane Wright (1999) .....	38
AJ Ramos (2007) .....	38
Colt Hynes (2007) .....	38
4. Jesse Cornejo (1998) .....	39
5. Monty Ward (1998) .....	42



Blake McGinley saw action in 17 Big 12 games during his senior season in 2001.



Chris Phillips pitched seven complete games during Big 12 play in 2001.

# THE RECORD BOOK



## TEAM HITTING - BIG 12 GAMES ONLY

<b>GAMES</b>		8. 21.....(2006)	
1. 30.....(1997, 2000, 2001)	9. 19.....(2005)	10. 13.....(2003)	
2. 29.....(1998)	<b>BASE ON BALLS</b>		
3. 27.....(2002)	1. 148.....(2000)	2. 141.....(1997)	
4. 26.....(1999, 03, 04, 06, 07)	3. 125.....(2002)	4. 122.....(1998)	
5. 25.....(2005)	5. 120.....(1999, 2004)	6. 105.....(2005)	
<b>BATTING AVG.</b>			
1. .333.....(1997)	7. 102.....(2001)	8. 100.....(2007)	
2. .330.....(1998)	9. 90.....(2003)	10. 83.....(2006)	
3. .316.....(1999)	<b>STRIKEOUTS</b>		
4. .308.....(2001)	1. 213.....(2007)	2. 211.....(1998)	
5. .296.....(2002, 2005)	3. 195.....(1997)	4. 194.....(2000)	
6. .294.....(2004)	5. 183.....(2001, 2002, 2004)	6. 182.....(2005)	
7. .292.....(2000)	7. 173.....(1999)	8. 160.....(2003)	
8. .274.....(2003)	9. 156.....(2006)	<b>RUNS</b>	
9. .273.....(2005)	1. 279.....(1997)	2. 235.....(1998)	
10. .271.....(2007)	3. 209.....(2000)	4. 207.....(1999)	
<b>AT-BATS</b>			
1. 1058.....(2000)	5. 201.....(2001)	6. 194.....(2004)	
2. 1051.....(2001)	7. 170.....(2002)	8. 142.....(2005)	
3. 1050.....(1998)	8. 160.....(2003)	9. 136.....(2003)	
4. 1032.....(1997)	9. 156.....(2006)	10. 135.....(2006)	
5. 946.....(2002)	<b>HITS</b>		
6. 905.....(1999, 2005)	1. 347.....(1998)	2. 344.....(1997)	
7. 919.....(2003)	3. 324.....(2001)	4. 309.....(2000)	
8. 899.....(2004)	5. 286.....(1999)	6. 280.....(2002)	
9. 881.....(2007)	7. 268.....(2005)	8. 264.....(2004)	
10. 836.....(2005)	9. 252.....(2003)	10. 239.....(2007)	
<b>HITS</b>			
1. 347.....(1998)	7. 268.....(2005)	8. 264.....(2004)	
2. 344.....(1997)	8. 264.....(2004)	9. 252.....(2003)	
3. 324.....(2001)	9. 252.....(2003)	10. 239.....(2007)	
4. 309.....(2000)	<b>RBI</b>		
5. 286.....(1999)	1. 261.....(1997)	2. 203.....(1998)	
6. 280.....(2002)	3. 188.....(1999, 2000)	4. 184.....(2004)	
7. 268.....(2005)	4. 184.....(2004)	5. 183.....(2001)	
8. 264.....(2004)	5. 183.....(2001)	6. 154.....(2002)	
9. 252.....(2003)	6. 154.....(2002)	7. 133.....(2005)	
10. 239.....(2007)	7. 133.....(2005)	8. 125.....(2006)	
<b>DOUBLES</b>			
1. 87.....(1997)	8. 125.....(2006)	9. 121.....(2003)	
2. 77.....(1998)	<b>STOLEN BASES</b>		
3. 60.....(2000)	1. 66.....(2004)	2. 52.....(1998)	
4. 56.....(2001)	3. 53.....(1999)	4. 51.....(1997)	
5. 55.....(1999)	5. 47.....(2003)	6. 37.....(2000, 05)	
6. 50.....(2007)	6. 37.....(2000, 05)	7. 36.....(2002)	
7. 45.....(2006)	7. 36.....(2002)	8. 34.....(2001)	
8. 44.....(2005)	8. 34.....(2001)	9. 18.....(2006, 07)	
9. 42.....(2002, 04)	<b>TOTAL BASES</b>		
10. 32.....(2003)	1. 611.....(1997)	2. 584.....(1998)	
<b>TRIPLES</b>			
1. 14.....(1998)	3. 511.....(2001)	4. 471.....(2000)	
2. 12.....(2000)	4. 471.....(2000)	5. 455.....(1999)	
3. 10.....(2004)	5. 455.....(1999)	6. 412.....(2002)	
4. 9.....(1997, 1999, 2002)	6. 412.....(2002)	7. 410.....(2004)	
5. 8.....(2006)	7. 410.....(2004)	8. 392.....(2006)	
6. 7.....(2001)	8. 392.....(2006)	9. 361.....(2007)	
7. 4.....(2003, 2005)	9. 361.....(2007)	10. 337.....(2005)	
<b>HOME RUNS</b>			
1. 54.....(1997)	10. 337.....(2005)	11. 331.....(2003)	
2. 44.....(1998)	<b>ON-BASE %</b>		
3. 39.....(2001)	1. 424.....(1997)	2. 406.....(1998)	
4. 32.....(1999)	2. 406.....(1998)	3. 402.....(1999)	
5. 28.....(2004)	3. 402.....(1999)	4. 390.....(2002, 2004)	
6. 26.....(2000)	4. 390.....(2002, 2004)	5. 389.....(2001)	
7. 24.....(2002)	5. 389.....(2001)	6. 363.....(2005)	
8. 22.....(2007)	6. 363.....(2005)	7. 357.....(2006)	
<b>BASE ON BALLS</b>			
1. 148.....(2000)	8. 357.....(2006)	9. 352.....(2007)	
2. 141.....(1997)	9. 352.....(2007)	10. 349.....(2003)	
3. 125.....(2002)	<b>FIELDING %</b>		
4. 122.....(1998)	1. .981.....(2001)	2. .980.....(1999)	
5. 120.....(1999, 2004)	2. .980.....(1999)	3. .971.....(1997)	
6. 105.....(2005)	3. .971.....(1997)	4. .970.....(2002)	
7. 102.....(2001)	4. .970.....(2002)	5. .969.....(2006)	
8. 100.....(2007)	5. .969.....(2006)	6. .968.....(2007)	
9. 90.....(2003)	6. .968.....(2007)	7. .962.....(2003)	
10. 83.....(2006)	7. .962.....(2003)	8. .955.....(1998)	
<b>STRIKEOUTS</b>			
1. 213.....(2007)	8. .955.....(1998)	9. .948.....(2005)	
2. 211.....(1998)	<b>ERRORS</b>		
3. 195.....(1997)	1. 51.....(1998)	2. 49.....(2005)	
4. 194.....(2000)	2. 49.....(2005)	3. 36.....(2003)	
5. 183.....(2001, 2002, 2004)	3. 36.....(2003)	4. 33.....(1997)	
6. 182.....(2005)	4. 33.....(1997)	5. 32.....(2002)	
7. 173.....(1999)	5. 32.....(2002)	6. 31.....(2004, 06)	
8. 160.....(2003)	6. 31.....(2004, 06)	7. 30.....(2007)	
9. 156.....(2006)	7. 30.....(2007)	8. 22.....(2001)	
<b>RUNS</b>			
1. 279.....(1997)	8. 22.....(2001)	9. 20.....(1999)	
2. 235.....(1998)	<b>ASSISTS</b>		
3. 209.....(2000)	1. 356.....(2001)	2. 326.....(1997)	
4. 207.....(1999)	2. 326.....(1997)	3. 320.....(2002)	
5. 201.....(2001)	3. 320.....(2002)	4. 318.....(1998)	
6. 194.....(2004)	4. 318.....(1998)	5. 289.....(1999)	
7. 170.....(2002)	5. 289.....(1999)	6. 287.....(2003)	
8. 142.....(2005)	6. 287.....(2003)	7. 286.....(2006)	
9. 136.....(2003)	7. 286.....(2006)	8. 276.....(2004)	
10. 135.....(2006)	8. 276.....(2004)	<b>LOSSES</b>	
<b>ERRORS</b>			
1. 51.....(1998)	1. 18.....(2003, 07)	2. 16.....(2005, 06)	
2. 49.....(2005)	2. 16.....(2005, 06)	3. 12.....(2000)	
3. 36.....(2003)	3. 12.....(2000)	4. 11.....(1998, 02)	
4. 33.....(1997)	4. 11.....(1998, 02)	5. 10.....(2001)	
5. 32.....(2002)	5. 10.....(2001)	6. 9.....(2004)	
6. 31.....(2004, 06)	6. 9.....(2004)	7. 8.....(1999)	
7. 30.....(2007)	7. 8.....(1999)	8. 7.....(1997)	
8. 22.....(2001)	<b>SAVES</b>		
9. 20.....(1999)	1. 8.....(1999)	2. 7.....(2002)	
<b>ASSISTS</b>			
1. 356.....(2001)	3. 6.....(2004)	4. 5.....(1997, 1998, 2000, 2001)	
2. 326.....(1997)	4. 5.....(1997, 1998, 2000, 2001)	5. 4.....(2005)	
3. 320.....(2002)	5. 4.....(2005)	6. 3.....(2003)	
4. 318.....(1998)	6. 3.....(2003)	7. 1.....(2006, 07)	
5. 289.....(1999)	7. 1.....(2006, 07)	<b>COMPLETE GM'S</b>	
6. 287.....(2003)	<b>COMPLETE GM'S</b>		
7. 286.....(2006)	1. 13.....(1998)	2. 11.....(2001)	
8. 276.....(2004)	2. 11.....(2001)	3. 9.....(1997, 99)	
<b>LOSSES</b>			
1. 18.....(2003, 07)	3. 9.....(1997, 99)	4. 8.....(2000)	
2. 16.....(2005, 06)	4. 8.....(2000)	5. 5.....(2006)	
3. 12.....(2000)	5. 5.....(2006)	6. 3.....(2002, 03)	
4. 11.....(1998, 02)	6. 3.....(2002, 03)	7. 2.....(2004, 05, 07)	
5. 10.....(2001)	7. 2.....(2004, 05, 07)	<b>SHUTOUTS</b>	
6. 9.....(2004)	<b>SHUTOUTS</b>		
7. 8.....(1999)	1. 5.....(2006)	2. 3.....(1997)	
8. 7.....(1997)	2. 3.....(1997)	3. 2.....(1999, 2001, 2002)	
<b>INNING PITCHED</b>			
1. 266.2.....(2000)	4. 1.....(2004, 05, 2007)	5. 0.....(1998, 2000, 2003)	
2. 262.2.....(2001)	<b>BASE ON BALLS</b>		
3. 258.2.....(1998)	1. 119.....(2005)	2. 100.....(2000, 07)	
4. 257.1.....(1997)	2. 100.....(2000, 07)	3. 88.....(2004)	
5. 243.2.....(2002)	3. 88.....(2004)	4. 80.....(1997)	
6. 229.0.....(2004)	4. 80.....(1997)	5. 84.....(1998)	
7. 227.0.....(2003)	5. 84.....(1998)	6. 79.....(1999)	
8. 224.1.....(1999)	6. 79.....(1999)	7. 78.....(2002)	
9. 223.1.....(2006)	7. 78.....(2002)	8. 69.....(2003)	
10. 219.2.....(2007)	8. 69.....(2003)	9. 63.....(2001)	
<b>STRIKEOUTS</b>			
1. 266.....(1997)	<b>HIT-BY-PITCH</b>		
2. 259.....(1998)	1. 38.....(2006)	2. 34.....(2005)	
3. 181.....(1999)	2. 34.....(2005)	3. 29.....(2001)	
4. 175.....(2001)	3. 29.....(2001)	4. 26.....(2000)	
5. 171.....(2002)	4. 26.....(2000)	5. 19.....(2004)	
6. 169.....(2006)	5. 19.....(2004)	6. 17.....(1999)	
7. 154.....(2000)	6. 17.....(1999)	7. 16.....(2002)	
8. 146.....(2004)	7. 16.....(2002)	8. 15.....(1997)	
9. 141.....(2007)	8. 15.....(1997)	9. 12.....(1998)	
10. 130.....(2005)	9. 12.....(1998)		

## TEAM PITCHING - BIG 12 GAMES ONLY

<b>WINS</b>		<b>ERA</b>		<b>HIT-BY-PITCH</b>	
1. 23.....(1997)	1. 6.80.....(2007)	1. 38.....(2006)	2. 34.....(2005)	3. 29.....(2001)	29.....(2007)
2. 19.....(2001)	2. 6.59.....(2005)	2. 34.....(2005)	3. 29.....(2001)	4. 26.....(2000)	29.....(2007)
3. 18.....(1998, 1999, 2000)	3. 5.57.....(2000)	3. 29.....(2001)	4. 26.....(2000)	5. 19.....(2004)	29.....(2007)
4. 17.....(2004)	4. 5.36.....(1998)	4. 26.....(2000)	5. 19.....(2004)	6. 17.....(1999)	29.....(2007)
5. 16.....(2002)	5. 5.19.....(2003)	5. 19.....(2004)	6. 17.....(1999)	7. 16.....(2002)	29.....(2007)
6. 9.....(2005, 06)	6. 4.83.....(2004)	6. 17.....(1999)	7. 16.....(2002)	8. 15.....(1997)	29.....(2007)
7. 8.....(2003, 07)	7. 4.80.....(2006)	7. 16.....(2002)	8. 15.....(1997)	9. 12.....(1998)	29.....(2007)
<b>LOSSES</b>					
1. 18.....(2003, 07)	8. 4.51.....(1997)	8. 15.....(1997)	9. 12.....(1998)		
2. 16.....(2005, 06)	9. 4.69.....(1999)				
3. 12.....(2000)	10. 4.21.....(2001, 2002)				
4. 11.....(1998, 02)	<b>INNING PITCHED</b>				
5. 10.....(2001)	1. 266.2.....(2000)	1. 266.....(1997)	2. 259.....(1998)	3. 181.....(1999)	4. 175.....(2001)
6. 9.....(2004)	2. 262.2.....(2001)	5. 171.....(2002)	6. 169.....(2006)	7. 154.....(2000)	8. 146.....(2004)
7. 8.....(1999)	3. 258.2.....(1998)	6. 169.....(2006)	7. 154.....(2000)	8. 146.....(2004)	9. 141.....(2007)
8. 7.....(1997)	4. 257.1.....(1997)	7. 154.....(2000)	8. 146.....(2004)	9. 141.....(2007)	10. 130.....(2005)
<b>SAVES</b>					
1. 8.....(1999)	5. 243.2.....(2002)				
2. 7.....(2002)	6. 229.0.....(2004)				
3. 6.....(2004)	7. 227.0.....(2003)				
4. 5.....(1997, 1998, 2000, 2001)	8. 224.1.....(1999)				
5. 4.....(2005)	9. 223.1.....(2006)				
6. 3.....(2003)	10. 219.2.....(2007)				
7. 1.....(2006, 07)	<b>SHUTOUTS</b>				
<b>COMPLETE GM'S</b>					
1. 13.....(1998)	1. 5.....(2006)				
2. 11.....(2001)	2. 3.....(1997)				
3. 9.....(1997, 99)	3. 2.....(1999, 2001, 2002)				
4. 8.....(2000)	4. 1.....(2004, 05, 2007)				
5. 5.....(2006)	<b>BASE ON BALLS</b>				
6. 3.....(2002, 03)	5. 0.....(1998, 2000, 2003)				
7. 2.....(2004, 05, 07)	<b>BASE ON BALLS</b>				
<b>ASSISTS</b>					
1. 356.....(2001)	1. 119.....(2005)				
2. 326.....(1997)	2. 100.....(2000, 07)				
3. 320.....(2002)	3. 88.....(2004)				
4. 318.....(1998)	4. 80.....(1997)				
5. 289.....(1999)	5. 84.....(1998)				
6. 287.....(2003)	6. 79.....(1999)				
7. 286.....(2006)	7. 78.....(2002)				
8. 276.....(2004)	8. 69.....(2003)				
<b>STRIKEOUTS</b>					
1. 266.....(1997)	9. 63.....(2001)				
2. 259.....(1998)					
3. 181.....(1999)					
4. 175.....(2001)					
5. 171.....(2002)					
6. 169.....(2006)					
7. 154.....(2000)					
8. 146.....(2004)					
9. 141.....(2007)					
10. 130.....(2005)					



Dallas Braden made nine conference starts in 2004 and finished the year with a 4-2 record and a 4.82 ERA in Big 12 play.

# THE RECORD BOOK

## YEARLY HITTING LEADERS

(Hitters must have at least 2.0 at-bats per game to qualify. If year is not listed, information is not available)  
**BATTING AVERAGE**

1926	Volney Hill	.....	529
1927	Raymond Marshall	.....	347
1928	Raymond Marshall	.....	345
1929	Clarence Hodges	.....	314
1954	Elmer Wilson	.....	333
1955	Elmer Wilson	.....	357
1956	Walter Bigham	.....	291
1957	Monroe Henderson	.....	343
1958	Ken Warren	.....	313
1959	Gehrig Garrison	.....	429
1961	Dennis Willett	.....	417
1963	Billy Gayle Wilson	.....	339
1964	Foy Williams	.....	364
1966	Don Champion	.....	368
1967	John McIntyre	.....	309
1968	Jerry Haggard	.....	369
1969	Max Martin	.....	344
1970	Max Martin	.....	323
1971	Doug Ault	.....	369
1972	Doug Ault	.....	475
1973	John Wilkes	.....	297
1974	Rob Kilmer	.....	336
1975	Paul Johnston	.....	359
1976	Ronnie Mattson	.....	389
1977	Bryan Cowan	.....	376
1978	Larry Selby	.....	339
1979	Larry Selby	.....	359
1980	Larry Selby	.....	382
1981	Bobby Kohler	.....	372
1982	John Grimes	.....	336
1983	Randy Zachry	.....	368
1984	John Grimes	.....	306
1985	John Vidales	.....	372
1986	Phillip Maldonado	.....	374
1987	Stacy Ragan	.....	392
1988	Mike Humphreys	.....	407
1989	Greg Kobza	.....	373
1990	Chris Moore	.....	330
1991	Grant Hammersley	.....	341
1992	Wes Shook	.....	304
1993	Mike Kinney	.....	373
1994	Brandon Welch	.....	373
1995	Jason Totman	.....	435
1996	Matt Kastelic	.....	424
1997	Keith Ginter	.....	426
1998	Ryan Ruiz	.....	388
1999	Ryan Ruiz	.....	363
2000	Chaz Eiguren	.....	374
2001	Austin Cranford	.....	387
2002	Scooter Jordan	.....	365
2003	Scooter Jordan	.....	381
2004	Cameron Blair	.....	371
2005	Joey Callender	.....	362
2006	Matt Smith	.....	377
2007	Doug Thennis	.....	322

## HITS

1926	Volney Hill	.....	18
1956	Gehrig Garrison	.....	18
1957	Monroe Henderson	.....	12
1958	Ken Warren	.....	15
1959	Joe Reaves	.....	18
1961	Dennis Willett	.....	28
1963	Foy Dee Williams	.....	23
1964	Doug Cannon	.....	28
1965	Ronny Holly	.....	25
1966	Don Champion	.....	28
1967	John McIntyre	.....	21
1968	Jerry Haggard	.....	31
1969	Jim Montgomery	.....	27
1970	David Thorley	.....	30
1971	Doug Ault	.....	54
1972	Doug Ault	.....	70
1973	Robert Lewis	.....	23
1974	Ronnie Mattson	.....	39
1975	Ronnie Mattson	.....	56




Nick Blankenship led the Red Raiders in various offensive categories in both 2001 and 2002.

1976	Ronnie Mattson	.....	74
1977	Bryan Cowan	.....	68
1978	Larry Selby	.....	56
1979	Larry Selby	.....	52
1980	Bobby Kohler	.....	71
1981	Bobby Kohler	.....	61
1982	Bobby Kohler	.....	52
1983	Jim Zachry	.....	57
1984	John Grimes	.....	80
1985	Tommy Dobyms	.....	68
1986	Phillip Maldonado	.....	76
1987	Stacy Ragan	.....	65
1988	Mike Humphreys	.....	87
1989	Greg Kobza	.....	69
1990	C. Moore/T. Tjerina	.....	61
1991	Wes Shook	.....	73
1992	Wes Shook	.....	62
1993	Mike Kinney	.....	72
1994	Saul Bustos	.....	65
1995	Clint Bryant	.....	109
1996	Matt Kastelic	.....	114
1997	Keith Ginter	.....	106
1998	Josh Bard	.....	101
1999	Josh Bard	.....	84
2000	Chaz Eiguren	.....	91
2001	Nick Blankenship	.....	96
2002	Willie Durazo	.....	82
2003	Josh Haney	.....	70
2004	Cameron Blair	.....	95
2005	Joseph Callender	.....	80
2006	Roger Kieschnick	.....	85
2007	Roger Kieschnick	.....	70

## RUNS BATTED IN

1926	Cecil Hardwick	.....	17
1927	Raymond Marshall	.....	19
1928	Raymond Marshall	.....	12
1929	Raymond Marshall	.....	11
1954	Fulton Smith	.....	10
1955	Bingham/Garrison	.....	12
1956	Bingham/Garrison	.....	12
1957	Dave Potter	.....	11
1958	Ken Warren	.....	8
1959	Gehrig Garrison	.....	16
1961	Guy Davis	.....	31
1963	Billy G. Wilson	.....	12
1964	Williams/Felder	.....	18
1966	Don Champion	.....	23



Dion Ruecker earned All-America honors for the Red Raiders in 1995 and 1996.

1967	John McIntyre	.....	13
1968	Monte VanStavern	.....	12
1969	Max Martin	.....	13
1970	David Thorley	.....	18
1971	Doug Ault	.....	35
1972	Doug Ault	.....	50
1973	Ronnie Mattson	.....	14
1974	Ronnie Mattson	.....	19
1975	Mike Bewley	.....	42
1976	Ronnie Mattson	.....	46
1977	Gary Ashby	.....	54
1978	Randy Newton	.....	33
1979	John Keller	.....	41
1980	B. Kohler/B. Wallace	.....	41
1981	Bobby Kohler	.....	55
1982	John Grimes	.....	35
1983	Jim Zachry	.....	47
1984	John Grimes	.....	79
1985	John Vidales	.....	52
1986	John Vidales	.....	70
1987	Mike Humphreys	.....	57
1988	Mike Humphreys	.....	73
1989	Greg Kobza	.....	49
1990	Danny Jordan	.....	43
1991	Greg Kobza	.....	49
1992	Wes Shook	.....	48
1993	Saul Bustos	.....	55
1994	Saul Bustos	.....	47
1995	Clint Bryant	.....	93
1996	Clint Bryant	.....	100
1997	Joe Dillon	.....	89
1998	Kevin Jordan	.....	84
1999	Josh Bard	.....	92
2000	Chaz Eiguren	.....	76
2001	Nick Blankenship	.....	61
2002	Gera Alvarez	.....	64
2003	Josh Haney	.....	50
2004	Josh Brady	.....	90
2005	Cameron Blair	.....	60
2006	Roger Kieschnick	.....	55
2007	Matt Smith	.....	47

## DOUBLES

1926	Elly Curtis	.....	4
1927	Wes Kaufman	.....	3
1928	E. N. Rigney	.....	3
1929	E. N. Rigney	.....	4
1954	Elmer Wilson	.....	3
1955	Elmer Wilson	.....	5

# THE RECORD BOOK



Joe Dillon still holds the school record for home runs in a season when he hit 33 in 1997.

1956	Smith/Henderson	3
1957	Darrel Summers	3
1958	Ken Warren	5
1959	Joe Reeves	5
1961	Three tied	5
1963	Rankin/Wilson/Perry	4
1964	D.Cannon/R.Fielder	4
1965	R. Fielder/F.D.Williams	5
1966	Don Champion	6
1967	John McIntyre	8
1968	Lee Watts/D. Champion	4
1969	John Owens	6
1970	David Thorley/D. Spain	10
1971	John Owens	10
1972	Barry Hoffpauir	10
1973	Cecil Norris	7
1974	Ronnie Mattson	8
1975	Gary Ashby	7
1976	Mark Johnston	10
1977	Gary Ashby	11
1978	Randy Newton	12
1979	Larry Selby	11
1980	Russell Laughlin	15
1981	Bobby Kohler	11
1982	Bobby Kohler	12
1983	Kenny Allbritton	10
1984	Mark Michna	22
1985	Bob Gross	15
1986	John Vidales	17
1987	Stacy Ragan	19
1988	Thomas Hernandez	18
1989	Gilbert Arredondo	14
1990	Tony Tijerina	16
1991	Tony Tijerina	14
1992	Petrie/Kilford/W. Shook	12
1993	Clint Bryant	15
1994	Jason Totman	12
1995	J. Totman/Clint Bryant	24
1996	Stubby Clapp	28
1997	Jason Landreth	29
1998	Keith Ginter	24
1999	Josh Bard	28
2000	Shaun Larkin	20
2001	Tony Arnerich	24
2002	Blankenship/Alvarez	16
2003	Josh Haney	15
2004	C. Blair/M. Mask	23
2005	Callender/Capps	15
2006	Matt Smith	16
2007	Roger Kieschnick	25

## TRIPLES

1926	Volney Hill	3
1927	Chubby DeWitt	6
1928	David Waller	2
1929	Chubby DeWitt	2
1954	Miller/Frank Wright	1
1955	G. Garrison/P. Hawkins	1
1957	Jerry Cullen Hunt	2
1958	Wetter	1
1961	Tom Prichard	1
1964	Ronnie Ayers	4
1966	John McIntyre	4
1967	Norman Schuessler	3
1968	Jim Montgomery	2
1969	Max Martin	3
1970	Norris/Thorley	2
1971	Doug Ault	5
1972	Ault/Hoffpauir	5
1973	Cecil Norris	3
1974	Ronnie Mattson	5
1975	Ronnie Mattson	8
1976	Bewley/Hilweg	5
1977	Gary Ashby	6
1978	Five players	2
1979	John Keller	4
1980	Bobby Kohler	4
1981	Bobby Kohler	5
1982	Bobby Kohler	4
1983	Todd Howey	5
1984	Todd Howey	3
1985	Darrell/Howey	3
1986	David Geck	4
1987	Brian Christiansen	2
1988	Donald Harris	7
1989	Greg Kobza/D. Harris	5
1990	Mike Adams	7
1991	Wes Shook	5
1992	Wes Shook	5
1993	Clint Bryant	6
1994	Jason Totman	5
1995	Jason Totman	5
1996	Stubby Clapp	8
1997	Jason Huth	7
1998	Jason Huth	6
1999	Jon Weber	9
2000	Jason Rainey	8
2001	Jason Rainey	7
2002	Scooter Jordan	4
2003	Josh Haney	4
2004	J. Haney/J. Delgado	5
2005	Carey Avants	4
2006	Brian Capps	4
2007	Roger Kieschnick	5

## HOME RUNS

1926	Elly Curtis	2
1927	Ray Marshall	4
1928	Ray Marshall	4
1929	Ray Marshall	3
1954	Fulton Smith	1
1955	Alexander/Woodruff	2
1957	Norman Huggins	1
1958	Bill Dean/G. Garrison	2
1959	B.Boyd/G. Garrison	3
1961	Charles Harrison	8
1963	Billy G. Wilson	3
1964	John Dudley	4
1965	Chris Galanos	8
1966	Jerry Haggard	3
1967	John McIntyre	2
1968	Three Players	7
1969	Randy Walker	3
1970	Dick Shaw	3
1971	Cecil Norris	6
1972	Cecil Norris	6
1973	Cecil Norris	2
1974	Mike Bewley	3
1975	Mike Bewley	7
1976	Mike Bewley	8
1977	Gary Ashby	11
1978	John Keller	4
1979	John Keller	7

1980	Wallace/Keller	10
1981	Bobby Kohler	6
1982	John Grimes	9
1983	Jim Zachry	12
1984	John Grimes	24
1985	Todd Howey	12
1986	Mike Humphreys	14
1987	Stacy Ragan	12
1988	Mike Humphreys	18
1989	Kobza/Harris	10
1990	Danny Jordan	12
1991	Wes Shook	13
1992	Wes Shook	5
1993	Saul Bustos	12
1994	Randy DuRoss	11
1995	Dion Ruecker	17
1996	Dion Ruecker	20
1997	Joe Dillon	33
1998	Bard/Ginter/Jordan	17
1999	Bard/Weber	13
2000	Jason Rainey	13
2001	Nick Blankenship	10
2001	Chad Landry	10
2001	Jason Rainey	10
2002	Nick Blankenship	14
2003	Evan Shahak	7
2004	Josh Brady	20
2005	Cameron Blair	17
2006	Tyler Reves	13
2007	R. Kieschnick/K. Martin	13

## STOLEN BASES

1957	Henderson/Summers	7
1958	Dave Allen	8
1959	Miller/Allen	5
1963	Wilson/Cannon	5
1964	Robert Fielder	6
1966	Lee Watts	11
1967	John McIntyre	18
1968	Monte VanStavern	12
1969	Randy Walker	7
1970	Randy Walker	8
1971	Randy Walker	26
1972	Barry Hoffpauir	15
1973	Reese	6
1974	Rod Kilmer	6
1975	Mattson/Horton	11
1976	Bryan Cowan	15
1977	Bryan Cowan	11
1978	John Vestal	4
1979	John Vestal	12
1980	Russell Laughlin	6
1981	Andy Dawson	15
1982	Dawson/Zachry	9
1983	Jim Sullivan	11
198	Dobyns/Sullivan	11
1985	Tommy Dobyns	10
1986	Kevin Lowery	17
1987	Kevin Lowery	9
1988	Bob Deller	23
1989	Chris Moore	16
1990	Jeff Boydston	27
1991	Kent Blasingame	29
1992	Kent Blasingame	44
1993	Mike Kinney	37
1994	Brody Gregg	15
1995	Matt Kastelic	46
1996	Matt Kastelic	51
1997	Keith Ginter	29
1998	Jason Landreth	28
1999	Marco Cunningham	35
2000	Jason Rainey	18
2001	Kerry Hodges	38
2002	Jon Slack	29
2003	Cody Fuller	29
2004	Josh Brady	34
2005	Cody Fuller	27
2006	Joey Callender	18
2007	Doug Thennis	10

# THE RECORD BOOK


## YEARLY PITCHING LEADERS

### WINS

1926	Volney Hill	4
1927	David Waller	2
1928	Howell	2
1929	Hill/Howell	1
1954	Glen Webb	1
1956	Leo Chase	3
1957	Chase/Powell	3
1959	Miles/Johnson	2
1961	Roger Mac Evans	3
1963	Tarter/Dudley	9
1965	Morris Dudley	3
1966	David Callerman	6
1967	Abbott/Callerman	5
1968	Hampton/Washington	1
1969	Gary Washington	5
1970	Ruben Garcia	4
1971	Ruben Garcia	8
1972	Ruben Garcia	8
1973	Randy Prince	4
1974	Randy Prince	5
1975	Van Morin	5
1976	Doug House	9
1977	Pat Black	8
1978	Rick Hall	6
1979	Mark Johnston	5
1980	Steve Ibarguen	7
1981	Kyle Kahrenthold	8
1982	David Carroll	5
1983	Mark McDowell	8
1984	Clay Hollock	6
1985	Brett Marshall	6
1986	Vidales/Schutt	7
1987	Mike Beiras	6
1988	Rodney Steph	6
1989	Jon Beck	7
1990	Lucio Chaidez	9
1991	Mark Brandenburg	12
1992	Mark Brandenburg	10
1993	Travis Driskill	10
1994	Ryan Nye	11
1995	Matt Miller	11
1996	Matt Miller	12
1997	Jason Gooding	11
1998	Shane Wright	14
1999	Shane Wright	10
2000	Kevin Tracey	9
2001	Brandon Roberson	13
2002	Steve Rowe	10
2003	Jeff Karstens	8
2004	Corey Gerstner	8
2005	Billy Carmline	7
2006	Miles Morgan	6
2007	AJ Ramos	8

### INNINGS PITCHED

1926	Volney Hill	47.0
1927	David Waller	63.0
1928	Willis Gray	36.0
1929	Volney Hill	26.0
1954	Frank Reeves	30.0
1955	Frank Reeves	38.1
1956	Leo Chase	60.0
1957	Leo Chase	43.2
1959	James Johnson	33.0
1961	Mike Bromley	39.1
1963	Morris Dudley	58.1
1964	Joe Fox	36.1
1966	David Callerman	92.0
1967	David Callerman	79.2
1968	Pat McKean	45.2
1969	Gary Washington	63.1
1970	Ruben Garcia	49.0
1971	Ruben Garcia	84.2
1972	Ruben Garcia	76.0
1973	Jon Bickley	44.1
1974	Randy Prince	67.2
1975	David Runkel	64.1
1976	Van Morin	78.2
1977	Doug House	83.1



Brad Ralston led the Red Raiders in saves in both 1997 and 1998

1978	Rick Hall	81.0
1979	Steve Ibarguen	60.1
1980	Steve Ibarguen	85.0
1981	David Carroll	92.1
1982	David Carroll	71.0
1983	Mark McDowell	86.1
1984	Clay Hollock	75.0
1985	Brett Marshall	77.1
1986	John Vidales	84.0
1987	Mike Beiras	70.2
1988	Mike Beiras	87.1
1989	Jon Beck	91.1
1990	Lucio Chaidez	121.0
1991	Mark Brandenburg	147.1
1992	Mark Brandenburg	145.0
1993	Travis Driskill	120.2
1994	Ryan Nye	116.0
1995	Travis Smith	118.1
1996	Matt Miller	110.2
1997	Jason Gooding	116.0
1998	Shane Wright	152.2
1999	Shane Wright	126.0
2000	Kevin Tracey	127.2
2001	Chris Phillips	137.1
2002	Steve Gooch	112.0
2003	Steve Gooch	105.2
2004	Dallas Braden	98.2
2005	Billy Carmline	78.0
2006	Miles Morgan	106.2
2007	AJ Ramos	88.0

### EARNED RUN AVERAGE

1956	Paul Hawkins	4.30
1957	Leo Chase	3.10
1959	Bill Curry	3.32
1961	Roger Mac Evans	2.46
1963	Morris Dudley	2.16
1964	David Tarter	3.09
1965	Larry Thorne	3.78
1966	David Callerman	1.17
1967	Pat Abbott	1.65
1968	Buddy Hampton	2.57
1969	Jack Pierce	1.51
1970	Ruben Garcia	2.20
1971	Ruben Garcia	0.74
1972	Larry Knight	2.51
1973	Jon Bickley	3.66
1974	Randy Prince	4.63
1975	David Runkel	4.20




Matt Miller led the Red Raiders in wins in both 1995 (11) and 1996 (12).

1976	Doug House	2.88
1977	Doug House	3.67
1978	Gary Moyer	3.42
1979	Mark Johnston	3.02
1980	Mark Johnston	4.42
1981	David Carroll	4.09
1982	David Carroll	3.04
1983	Mark McDowell	5.53
1984	Mark Puckett	4.15
1985	Craig Chapin	5.43
1986	Craig Chapin	6.51
1987	Bill Schutt	4.62
1988	Rodney Steph	3.98
1989	Jon Beck	3.05
1990	Lucio Chaidez	4.10
1991	Rodney Steph	2.59
1992	J.J. Varney	2.48
1993	Travis Driskill	2.83
1994	Ryan Nye	2.25
1995	Jimmy Frush	2.97
1996	Brad Ralston	3.16
1997	Jason Gooding	3.49
1998	Shane Wright	2.71
1999	Brandon Roberson	2.45
2000	Kevin Tracey	4.16
2001	Blake McGinley	3.91
2002	Steve Rowe	1.51
2003	Steve Gooch	4.00
2004	Corey Gerstner	2.64
2005	Tanner McElroy	2.28
2006	Colt Hynes	2.93
2007	Travis Young	4.10

### COMPLETE GAMES

1926	Volney Hill	4
1927	David Waller	7
1928	Willis Gray	3
1929	Volney Hill	4
1955	Leo Chase	2
1956	Leo Chase	5
1957	Leo Chase	3
1959	James Johnson	2
1963	Morris Dudley	6
1964	Morris Dudley	4
1966	David Callerman	11
1967	David Callerman	5
1968	Pat McKean	3
1969	Jack Pierce	2
1970	Jack Pierce	3

# THE RECORD BOOK



Jimmy Frush led the Red Raiders in appearances, saves and complete games in 1996.

1971	Ruben Garcia	8
1972	Ruben Garcia	3
1973	Prince/Barnes	2
1974	Randy Prince	7
1975	Jon Davidson	6
1976	Doug House	5
1977	Doug House	8
1978	Hall/Bolton	3
1979	Mark Johnston	3
1980	Steve Iburguen	13
1981	Kyle Kahrenthold	9
1982	David Carroll	4
1983	Mark McDowell	9
1984	Hollock/Simon	3
1985	Brett Marshall	5
1986	Chapin/Vidales	6
1987	Bill Schutt	3
1988	Rodney Steph	5
1989	Jon Beck	6
1990	Lucio Chaidez	7
1991	Mark Brandenburg	12
1992	Mark Brandenburg	12
1993	Travis Driskill	9
1994	Ryan Nye	7
1995	Peck/Miller/T. Smith	5
1996	Jimmy Frush	5
1997	Jason Gooding	7
1998	Shane Wright	13
1999	Shane Wright	7
2000	Kevin Tracey	10
2001	Chris Phillips	7
2002	Chris Phillips	3
2003	Steve Gooch	3
2004	Steven Thomas	2
2005	Tanner McElroy	2
2006	Miles Morgan	3
2007	Aaron Odom	2

## APPEARANCES

1926	Volney Hill	5
1927	David Waller	7
1955	Leo Chase	8
1956	Leo Chase	3
1959	C. Johnston/Powell	5
1961	Greg Hulen	8
1963	Tarter/Dudley	9
1964	Joe Fox	8
1966	David Callarman	12
1967	David Callerman	10

1968	David Callarman	9
1969	Gary Washington	9
1970	Garcia/Vasquez	10
1971	Ruben Garcia	14
1972	Ruben Garcia	16
1973	John Bickley	10
1974	Randy Prince	12
1975	David Runkel	13
1976	Doug House	14
1977	Pat Black	15
1978	Johnston/Moyer	19
1979	Mark Johnston	17
1980	Mark Johnston	21
1981	David Carroll	15
1982	Keith Wood	16
1983	Rusty Lamar	14
1984	John Vidales	20
1985	Mark Puckett	19
1986	Schutt/Hollock	17
1987	Black/Marshall	18
1988	Kurt Shipley	23
1989	Brian Boesinger	19
1990	Lucio Chaidez	17
1991	Mark Brandenburg	8
1992	Mark Brandenburg	18
1993	K. Hannah/T. Driskill	17
1994	Peck/Smith	18
1995	Jimmy Frush	24
1996	Jimmy Frush	23
1997	Brad Ralston	28
1998	Zach Stewart	25
1999	Brandon Roberson	27
2000	Kevin Tracey	16
2001	Blake McGinley	30
2002	Steve Rowe	26
2003	Jeff Karstens	24
2004	Gerstner/Milton	23
2005	Zach Butler	26
2006	Dustin Richardson	23
2007	Collin Auten	21

## SAVES

1973	Prince/Avery	1
1974	Jon Davidson	1
1975	Lloyd Cummings	2
1976	Pat Black	8
1977	Mark Johnston	5
1978	Mark Johnston	5
1979	Johnston/Miller	2
1980	No saves	
1981	Kyle Kahrenthold	9
1982	Dan Anderson	2
1983	Rusty Lamar	2
1984	Mark Puckett	2
1985	John Waite/Tim Moore	1
1986	John Waite	1
1987	Bill Schutt	1
1988	Kurt Shipley	1
1989	Kurt Shipley	1
1990	Met/Kirk/Kyle Guerry	1
1991	Gage/Brandenburg	1
1992	Varney/Gage/Davis	1
1993	Travis Gage	3
1994	Travis Smith	2
1995	Jimmy Frush	4
1996	Jimmy Frush	4
1997	Brad Ralston	7
1998	Brad Ralston	5
1999	Brandon Roberson	10
2000	Kevin Tracey	7
2001	Blake McGinley	8
2002	Steve Rowe	8
2003	Jeff Karstens	6
2004	Gerstner/Milton	3
2005	McElroy/Hargrove	4
2006	Randy Gattis	3
2007	Collin Auten	5

## STRIKEOUTS

1926	Volney Hill	26
1927	Roy Waller	55
1928	Red Howell	17
1929	Volney Hill	19
1955	Glenn Webb	25
1956	Ronnie Bradley	33
1957	Houston Powell	31
1959	James Johnson	18
1961	Mike Bromley	37
1963	Morris Dudley	36
1964	Frank Ray	28
1965	Morris Dudley	27
1966	David Callerman	51
1967	David Callerman	58
1968	Buddy Hampton	55
1969	Jack Pierce	35
1970	Ruben Garcia	63
1971	Ruben Garcia	113
1972	Ruben Garcia	109
1973	Randy Prince	32
1974	Randy Prince	35
1975	David Runkel	46
1976	Doug House	59
1977	House/Black	92
1978	Ricki Hall	41
1979	James Miller	29
1980	Steve Iburguen	65
1981	Kyle Kahrenthold	60
1982	Joe Petty	41
1983	Mark McDowell	41
1984	Clay Hollock	41
1985	Darryl Decker	52
1986	Bill Schutt	58
1987	Mike Beiras	47
1988	Kevin Kirk	59
1989	Rodney Steph	102
1990	Lucio Chaidez	78
1991	Mark Brandenburg	87
1992	Mark Brandenburg	107
1993	Travis Driskill	120
1994	Travis Driskill	120
1995	Travis Smith	97
1996	Jimmy Frush	116
1997	Jason Gooding	137
1998	Monty Ward	151
1999	Shane Wright	100
2000	Kevin Tracey	78
2001	Brandon Roberson	105
2002	Nathan Fouts	76
2003	Fouts/Gooch	58
2004	Dallas Braden	93
2005	Billy Carnline	62
2006	Miles Morgan	103
2007	AJ Ramos	83

# THE RECORD BOOK

## POSITION LEADERS

(Note: minimum 100 at-bats; several players played different positions-players are listed at the position they played most during that respective year)

### CATCHER

#### Batting Average

Josh Bard	1998	.383
Matt Smith	2006	.377
Willie Durazo	2002	.361

### At-bats

Josh Bard	1998	264
Tony Arnerich	2001	250
Josh Bard	1999	238

### Runs

David Lindstrom	1996	63
Tony Arnerich	2001	60
Josh Bard	1997	60

### Hits

Josh Bard	1998	101
Josh Bard	1999	84
Josh Bard	1997	83

### Doubles

Josh Bard	1999	28
Tony Arnerich	2001	24
Josh Bard	1997	23

### Triples

Tony Arnerich	2001	3
S. Leimgruber	1977	3
Tony Tijerina	1990	3

### Home Runs

Josh Bard	1998	17
David Lindstrom	1996	16
Josh Bard	1997	13

### RBI

Josh Bard	1999	92
Josh Bard	1998	71
Josh Bard	1997	69

### FIRST BASE

#### Batting Average

Doug Ault	1972	.475
John Grimes	1984	.406
Joe Dillon	1997	.393

### At-bats

Joe Dillon	1996	267
Josh Brady	2004	260
Randy DuRoss	1995	240

### Runs

Joe Dillon	1997	80
Randy DuRoss	1995	79
Josh Brady	2004	63

### Hits

Randy DuRoss	1995	94
Josh Brady	2004	94
Joe Dillon	1997	90

### Doubles

Joe Dillon	1997	20
Stacy Ragan	1987	19
Josh Brady	2004	19

### Triples

Greg Kobza	1989	7
Clint Bryant	1993	6
Gary Ashby	1977	6

### Home Runs

Joe Dillon	1997	33
John Grimes	1984	24
Josh Brady	2004	20

### RBI

Josh Brady	2004	90
Joe Dillon	1997	89
John Grimes	1984	79

### SECOND BASE

#### Batting Average

Jason Totman	1995	.435
Keith Ginter	1997	.426
Jason Totman	1994	.372

### At-bats

Shaun Larkin	2000	259
Keith Ginter	1997	249
Jose Delgado	2004	231

### Runs

Keith Ginter	1998	97
Stubby Clapp	1996	97
Keith Ginter	1997	93

### Hits

Keith Ginter	1997	106
Jason Totman	1995	93
Keith Ginter	1998	85

### Doubles

Stubby Clapp	1996	28
Jason Totman	1995	24
Keith Ginter	1998	24

### Triples

Stubby Clapp	1996	8
Trey Forkerway	1992	5
Jason Totman	1995	5

### Home Runs

Keith Ginter	1998	17
Keith Ginter	1997	17

### RBI

Keith Ginter	1997	77
Keith Ginter	1998	55
Jason Totman	1995	53

### SHORTSTOP

#### Batting Average

Ronnie Mattson	1976	.389
Tommy Dobyns	1984	.388
Cameron Blair	2004	.371

### At-bats

Dion Ruecker	1996	260
Gera Alvarez	2001	260
Dion Ruecker	1995	257

### Runs

Scott Holzhauser	2000	72
Dion Ruecker	1996	69
Cameron Blair	2004	65

### Hits

Cameron Blair	2004	95
Dion Ruecker	1996	91
Gera Alvarez	2001	88

### Doubles

Cameron Blair	2004	23
Dion Ruecker	1996	22
Gera Alvarez	2001	18

### Triples

Ronnie Mattson	1975	8
Jason Huth	1998	6
Ernie Helweg	1977	6

### Home Runs

Dion Ruecker	1996	20
Dion Ruecker	1995	17
Cameron Blair	2005	17

### RBI

Dion Ruecker	1996	82
Cameron Blair	2004	81
Dion Ruecker	1995	68

### THIRD BASE

#### Batting Average

Clint Bryant	1995	.422
Clint Bryant	1996	.382
Jimmy Zachry	1983	.368

### At-bats

N. Blankenship	2001	272
Kevin Jordan	1998	263
Clint Bryant	1996	262

### Runs

Clint Bryant	1995	91
Clint Bryant	1996	89
Kevin Jordan	1998	66

### Hits

Clint Bryant	1995	109
Clint Bryant	1996	100
N. Blankenship	2001	96

### Doubles

Clint Bryant	1996	26
Clint Bryant	1995	24
Josh Haney	2004	23

### Triples

Jason Huth	1997	7
Kevin Jordan	1998	5
Josh Haney	2004	5

### Home Runs

Clint Bryant	1996	18
Kevin Jordan	1998	17
Clint Bryant	1995	16

### RBI

Clint Bryant	1996	100
Clint Bryant	1995	93
Kevin Jordan	1998	84

### OUTFIELD

#### Batting Average

Matt Kastelic	1996	.424
Mike Humphreys	1988	.409
Ryan Ruiz	1998	.388

### At-bats

Matt Kastelic	1996	269
Matt Kastelic	1995	253
Kerry Hodges	2001	251

### Runs

Ryan Ruiz	1999	80
Matt Kastelic	1996	78
Mike Humphreys	1988	77

### Hits

Matt Kastelic	1996	114
Matt Kastelic	1995	89
Mike Humphreys	1988	87

### Doubles

Jason Landreth	1997	29
Brandon Toro	1997	25
Roger Kieschnick	2007	25

### Triples

Jason Rainey	2000	9
Jon Weber	1999	8
Donald Harris	1988	7

### Home Runs

Mike Humphreys	1988	18
Todd Howey	1984	17
G. Arredondo	1988	16

### RBI

Jon Weber	1999	84
Mike Humphreys	1988	73
Matt Kastelic	1996	70

### DESIGNATED HITTER

#### Batting Average

Andy Gonzales	1995	.427
Austin Cranford	2001	.387
Chaz Eiguren	2000	.374

### At-bats

Chaz Eiguren	2000	243
John Vidales	1986	199
Brandon Welch	1995	198

### Runs

Chaz Eiguren	2000	60
Brandon Welch	1995	56
Brandon Welch	1994	49

### Hits

Chaz Eiguren	2000	91
John Vidales	1986	72
Austin Cranford	2001	70

### Doubles

Brennan Burns	1998	23
John Vidales	1986	17
Austin Cranford	2001	15

### Triples

Mark Johnston	1976	3
Mark Johnston	1977	3

### Home Runs

Mark Helms	1988	15
N. Blankenship	2002	14
John Vidales	1986	13
Tyler Reves	2006	13

### RBI

Chaz Eiguren	2000	76
John Vidales	1986	70
Brandon Welch	1995	65

# THE RECORD BOOK



## STATISTICS BY YEARS

### BATTING

YEAR	G	AB	R	H	RBI	Avg.	2B	3B	HR	BB	SO	SB	HBP
1967	30	864	120	206	100	.238	37	6	9	114	201	39	N/A
1968	29	906	86	168	83	.217	26	9	11	95	174	37	N/A
1969	26	801	97	196	82	.244	26	8	14	67	157	16	N/A
1970	29	884	120	202	102	.220	24	9	9	103	170	24	N/A
1971	40	1223	221	353	191	.288	52	23	15	135	219	70	N/A
1972	42	1278	257	392	215	.306	50	20	26	162	N/A	46	N/A
1973	28	782	82	179	72	.229	24	12	7	98	166	25	N/A
1974	33	1022	131	241	108	.236	42	17	7	N/A	N/A	30	N/A
1975	45	1388	249	391	219	.282	59	28	20	193	190	46	N/A
1976	53	1627	339	510	304	.313	67	30	31	235	228	77	N/A
1977	49	1470	322	457	178	.311	62	28	30	278	212	33	N/A
1978	48	1455	248	405	203	.278	60	12	17	161	219	57	N/A
1979	39	1243	205	328	178	.264	49	10	17	122	193	46	N/A
1980	51	1611	309	498	286	.309	76	18	47	204	186	27	N/A
1981	48	1475	330	450	294	.305	80	14	36	231	206	48	N/A
1982	43	1290	222	357	202	.277	60	10	25	175	144	47	9
1983	41	1367	278	428	246	.313	74	22	38	140	207	43	14
1984	55	1815	506	349	452	.358	116	20	107	194	240	61	20
1985	51	1619	330	488	294	.301	76	13	67	84	16	43	20
1986	59	1875	501	613	443	.327	111	15	81	301	252	79	29
1987	49	1509	317	435	279	.288	91	5	50	244	250	32	20
1988	60	1869	440	582	386	.311	98	27	80	280	360	75	29
1989	54	1693	358	491	312	.290	95	27	54	260	277	47	21
1990	60	1853	373	556	327	.300	98	21	38	264	296	N/A	32
1991	60	1903	428	576	367	.303	101	23	45	310	272	N/A	27
1992	54	1721	306	461	265	.268	86	17	17	258	240	120	25
1993	58	1845	466	578	399	.313	103	22	38	307	323	112	N/A
1994	57	1880	435	573	392	.305	94	22	56	300	294	81	N/A
1995	65	2283	627	786	572	.344	162	26	83	361	302	146	52
1996	64	2277	648	791	578	.347	181	26	97	350	349	185	47
1997	60	2165	637	761	584	.352	185	23	108	294	372	130	50
1998	66	2308	583	793	516	.344	172	27	95	288	422	146	41
1999	59	2056	544	667	484	.324	145	25	61	328	387	124	43
2000	62	2174	496	652	442	.300	130	23	60	326	399	71	64
2001	64	2266	517	721	470	.318	138	31	74	259	376	117	68
2002	62	2163	464	672	424	.311	107	21	65	310	369	76	67
2003	55	1943	420	615	378	.317	98	19	38	252	289	104	52
2004	61	2158	554	680	512	.315	139	25	85	307	412	143	84
2005	59	1998	449	602	414	.301	105	20	45	315	378	139	60
2006	58	2050	397	646	351	.315	108	16	54	234	313	67	29
2007	55	1880	352	537	326	.286	110	12	58	241	379	54	41



Keith Ginter (1997-98) transferred to Texas Tech and earned consensus All-America honors. Ginter now plays for the Oakland A's.

### RECORDS BY YEARS

1926	11-21	1979	16-23
1927	4-9-1	1980	28-23-1
1928	8-6	1981	28-20
1929	2-11	1982	21-22
1954	1-7-1	1983	18-23
1955	3-17	1984	33-22
1956	8-7	1985	18-33
1957	7-4	1986	34-25
1958	6-9	1987	21-28
1959	7-6	1988	34-25-1
1960	8-7	1989	32-22
1961	13-5	1990	31-29
1962	15-11	1991	42-28
1963	11-11	1992	29-25
1964	10-15	1993	43-15
1965	7-16	1994	40-17
1966	10-13	1995	51-14
1967	14-16	1996	49-15
1968	9-20	1997	46-14
1969	13-13	1998	44-20
1970	12-16-1	1999	42-17
1971	26-14	2000	36-26
1972	23-19	2001	43-20-1
1973	12-16	2002	42-20
1974	11-22	2003	30-25
1975	22-23	2004	40-21
1976	32-21	2005	34-25
1977	25-24	2006	31-26-1
1978	23-25	2007	28-27



# THE RECORD BOOK

## STATISTICS BY YEARS

### PITCHING

YEAR	W-L	SAVES	ERA	CG	SHO	IP	H	R	ER	BB	SO	HBP
1967	14-16	N/A	2.5	N/A	N/A	234.4	214	137	65	97	183	N/A
1968	9-20	N/A	3.85	N/A	N/A	231.2	207	139	99	145	203	N/A
1969	13-13	N/A	4.24	N/A	N/A	206	191	120	97	114	120	N/A
1970	12-16	N/A	3.14	N/A	N/A	232	199	109	81	103	N/A	N/A
1971	26-14	N/A	3.13	N/A	N/A	306	325	148	109	148	290	N/A
1972	23-19	N/A	4.07	N/A	N/A	314	318	187	142	145	270	N/A
1973	12-16	N/A	3.25	N/A	N/A	213.2	174	116	77	149	138	N/A
1974	11-22	N/A	5.71	15	N/A	261.2	296	229	166	172	168	N/A
1975	22-23	4	4.35	14	N/A	347.1	341	227	168	184	209	N/A
1976	32-21	12	4.18	16	N/A	391.2	393	237	182	176	223	N/A
1977	25-24	3	5.27	18	N/A	355.2	424	291	208	214	213	N/A
1978	23-25	7	5.03	8	N/A	357.2	392	261	200	198	176	N/A
1979	16-23	6	5.36	8	N/A	300.1	337	228	179	207	131	N/A
1980	28-23	N/A	5.24	52	3	396.2	470	285	231	200	238	N/A
1981	28-20	4	5.05	17	3	365.2	377	273	205	231	222	9
1982	21-22	6	4.69	9	2	324	346	213	169	182	169	17
1983	18-23	4	6.92	14	1	335.2	404	312	258	188	151	33
1984	33-22	5	7.02	7	0	422	552	393	329	264	207	18
1985	18-33	5	8.02	11	2	394	535	444	351	284	284	30
1986	34-25	5	7.18	14	4	447.1	563	429	357	260	314	31
1987	21-28	1	7.4	6	1	371	464	369	305	246	258	20
1988	34-25	5	5.35	16	3	464.1	498	341	276	313	320	19
1989	32-22	6	5.98	10	3	428.2	502	327	285	207	281	26
1990	31-29	3	5.22	N/A	7	469.1	495	330	272	238	339	43
1991	42-18	6	3.94	N/A	4	491	490	268	215	179	340	32
1992	29-25	3	3.43	22	5	456	457	210	174	138	331	18
1993	43-15	8	3.52	21	4	482.2	447	242	189	192	415	17
1994	40-17	4	3.3	20	4	480	404	223	176	191	412	22
1995	51-14	8	4.33	18	5	567.2	578	324	273	243	478	31
1996	49-15	9	4.08	16	3	560.2	558	308	254	237	499	49
1997	46-14	8	4.44	14	0	524.1	557	311	259	172	589	42
1998	44-20	10	4.85	21	0	567.2	677	379	306	182	558	34
1999	42-17	12	4.22	14	2	517.2	542	290	234	175	435	42
2000	36-26	0	5.74	15	0	542.2	694	403	346	184	339	59
2001	43-20-1	10	4.24	15	4	562.1	588	306	265	147	424	56
2002	42-20	12	4.38	7	3	553.1	581	319	269	160	420	44
2003	30-25	11	5.56	7	0	482.0	580	366	298	176	332	39
2004	40-21	10	4.70	3	2	540.0	590	339	282	178	395	43
2005	34-25	11	5.40	4	3	520.0	594	391	312	242	397	76
2006	31-26-1	8	4.66	5	2	510.1	554	332	264	188	413	74
2007	28-27	9	5.67	4	2	479.2	552	341	302	208	360	51

### FIELDING

Year	Putouts	Assists	Errors	FLD%
1981	1097	483	74	.955
1982	1498	467	59	.961
1983	1007	447	93	.940
1984	1266	590	104	.947
1985	1182	564	70	.937
1986	N/A	641	N/A	N/A
1987	704	302	37	.965
1988	1043	466	64	.959
1989	N/A	N/A	N/A	.954
1990	1341	551	92	.954
1991	1473	634	104	.953
1992	1367	539	52	.973
1993	1448	565	74	.965
1994	1440	612	84	.961
1995	1596	695	74	.969
1996	1682	698	89	.964
1997	1574	611	86	.962
1998	1703	704	112	.956
1999	1553	700	68	.971
2000	1625	707	80	.967
2001	1687	752	72	.971
2002	1660	752	72	.971
2003	1446	620	69	.968
2004	1620	651	77	.967
2005	1560	603	102	.955
2006	1531	656	74	.967
2007	1439	577	63	.970



Madison Edwards played four seasons at Texas Tech (2002-05) and ranks second in all-time games played with 212.

# THE RECORD BOOK



## NCAA POSTSEASON RECORDS

### INDIVIDUAL HITTING

**Games played career:** ..... 9, Josh Bard (97-99), Clint Bryant (95-96), Matt Kastelic (95-96), David Lindstrom (95-96)  
**Most at-bats game:** ..... 7, Matt Kastelic, Brad Davis both vs. USC, 5/26/96  
**Most at-bats series:** ..... 23, Randy DuRoss in 1995; Clint Bryant in 1995, Nick Blankenship in 2001  
**Most at-bats career:** ..... 41, Clint Bryant (1995-96); Matt Kastelic (1995-96)  
**Most runs game:** ..... 4, twice (last Josh Haney vs. Mississippi State, 6/5/04)  
**Most runs series:** ..... 8, Jason Totman in 1995  
**Most runs career:** ..... 12, Clint Bryant (95-96)  
**Most hits game:** ..... 6, Joe Dillon vs. USC, 5/26/96  
**Most hits series:** ..... 14, Clint Bryant in 1995  
**Most hits career:** ..... 18, Clint Bryant (95-96)  
**Best batting average game:** ..... 1.000 (6-6) Joe Dillon vs. USC, 5/26/96  
**Best batting average career:** ..... .556 (10-18) Stubby Clapp (1996)  
**Most walks game:** ..... 3, twice (last Madison Edwards vs. Miss. State, 6/5/04)  
**Most walks series:** ..... 4, twice (last Madison Edwards in 2004)  
**Most walks career:** ..... 4, Ryan Ruiz (1998); Jason Landreth (97-98)  
**Most doubles game:** ..... 2, five players, last- Stubby Clapp, Joe Dillon vs. USC, 5/26/98; David Lindstrom vs. Fresno State, 5/25/96; Stubby Clapp vs. Fresno State, 5/23/96; Jason Totman vs. Providence, 5/27/95, Tony Arnerich vs. Arizona State, 5/26/01  
**Most doubles series:** ..... 5, Stubby Clapp in 1996  
**Most doubles career:** ..... 5, David Lindstrom (95-96); Stubby Clapp (1996)  
**Most triples game:** ..... 1, six players: Brad Davis vs. Akron, 5/24/96; Andy Gonzalez, Dax Holmstead vs. Arkansas 5/28/95 Clint Bryant vs. Providence, 5/27/95, Tyler Carson vs. Temple, 5/26/01  
**Most triples series:** ..... 1, seven players  
**Most triples career:** ..... 1, seven players  
**Most home runs game:** ..... 2, two players- Clint Bryant vs. Arkansas, 5/28/95; Dion Ruecker vs. Providence, 5/27/95  
**Most home runs series:** ..... 3, Clint Bryant in 1995, Bryon Smith in 2001  
**Most home runs career:** ..... 3, Clint Bryant (95-96)  
**Most RBI game:** ..... 6, Clint Bryant vs. Providence, 5/27/95  
**Most RBI series:** ..... 13, Clint Bryant in 1995  
**Most RBI career:** ..... 13, Clint Bryant (95-96)  
**Most total bases game:** ..... 10, Clint Bryant vs. Providence, 5/27/95; Clint Bryant vs. Arkansas, 5/28/96  
**Hit for cycle:** ..... Clint Bryant vs. Providence, 5/27/95  
**Most stolen bases game:** ..... 2, by several players  
**Most stolen bases series:** ..... 4, Matt Kastelic in 1995, Kerry Hodges in 2001  
**Most stolen bases career:** ..... 4, by Matt Kastelic (95) and Kerry Hodges (2001)

### TEAM HITTING

**Most at-bats game:** ..... 54 vs. USC, 5/26/96  
**Most at-bats series:** ..... 187 in 1995  
**Least at-bats game:** ..... 29 vs. Stanford, 5/28/95  
**Most runs game:** ..... 24 vs. Providence, 5/27/95  
**Most runs series:** ..... 49 in 1995  
**Most runs inning:** ..... 10 vs. Providence, 5/27/95  
**Least runs game:** ..... 0, Miami, 5/23/98; O. Rice, 6/1/02  
**Most runs- two teams:** ..... 29, vs. Providence, 5/27/95  
**Most hits game:** ..... 27 vs. Providence, 5/27/95  
**Most hits series:** ..... 67 in 1995  
**Least hits game:** ..... 5 vs. Southwest Missouri State, 5/22/97  
**Best batting average series:** ..... 361 (60-166) in 1996  
**Worst batting average series:** ..... 189 (14-78) in 1997  
**Most walks game:** ..... 8 vs. Mississippi State, 6/5/04  
**Most walks series:** ..... 15 in 2004  
**Most doubles game:** ..... 7 vs. Providence, 5/27/95  
**Most doubles series:** ..... 15 in 1995  
**Most triples game:** ..... 2, twice (last vs. Akron, 5/24/96)  
**Most triples series:** ..... 3 in 1995  
**Most home runs game:** ..... 6, vs. Providence, 5/27/95  
**Most home runs series:** ..... 10 in 1995  
**Most RBI game:** ..... 24, vs. Providence, 5/27/95  
**Most RBI series:** ..... 47 in 1995

**Least RBI game:** ..... 0 vs. Miami, 5/23/98  
**Most stolen bases game:** ..... 3, three times  
**Most stolen bases series:** ..... 7, twice (last in 2004)  
**Least stolen bases series:** ..... 0 in 1998  
**Most left-on-base:** ..... 13 vs. USC, 5/26/96

### TEAM FIELDING

**Most errors series:** ..... 8 in 1996  
**Most errors game:** ..... 4, vs. Stanford, 5/30/95  
**Most errors- two teams:** ..... 7, vs. Stanford, 5/30/95  
**Most putouts game:** ..... 33 vs. Southwest Texas State, 5/22/97  
**Least errors game:** ..... 0, several times  
**Most putouts individual game:** ..... 15, Josh Bard vs. South Carolina, 5/22/98  
**Most assists individual game:** 6, Clint Bryant vs. Fresno State, 5/25/96, Joe Dillon vs. Arkansas, 5/24/96; Dion Ruecker vs. Stanford, 5/29/95, Gera Alvarez vs. Arizona State, 5/25/01

### INDIVIDUAL PITCHING

**Most appearances in series:** ..... 2, several players  
**Most appearances career:** ..... 4, Jimmy Frush (95-97)  
**Most games started series:** ..... 2, Travis Smith in 1995  
**Most games started career:** ..... 2, Travis Smith (1995); Monty Ward (96-98)  
**Most innings pitched game:** ..... 9.0, by several players  
**Most innings pitched series:** ..... 16.0, Travis Smith, 1995  
**Most innings pitched career:** ..... 21.2, Monty Ward (96-98)  
**Most strikeouts game:** ..... 12, Monty Ward vs. South Carolina, 5/22/98  
**Most strikeouts series:** ..... 16, Travis Smith in 1995  
**Most strikeouts career:** ..... 28, Monty Ward (95-98)  
**Most wins series:** ..... 1, six pitchers  
**Most saves series:** ..... 1, John Milton (2004)  
**Most saves career:** ..... None  
**Complete games:** ..... Shane Wright (9.0) vs. North Carolina 5/21/98; Monty Ward (8.0) vs. Southwest Missouri State, 5/22/97; Ryan Brewer (9.0) vs. Akron 5/24/96, Jeff Peck (8.2) vs. Stanford, 5/29/95; Brandon Kolb (9.0) vs. Stanford, 5/28/95; Travis Smith (9.0) vs. Providence, 5/27/95; Cory Metzler, 5/27/00; Cory Metzler (9.0) vs. Temple, 5/26/01; Matt Harbin (9.0) vs. Cal-State Fullerton, 5/27/01

### TEAM PITCHING

**Most innings pitched game:** ..... 11.0, vs. USC, 5/26/96; vs. Southwest Texas State, 5/22/97  
**Most IP series:** ..... 44.2 in 1995  
**Most hits allowed game:** ..... 19 vs. USC, 5/26/96  
**Least hits allowed game:** ..... 3 vs. Stanford, 5/28/95  
**Most runs allowed game:** ..... 13 two times, vs. Miami, 5/23/98; vs. USC, 5/26/96  
**Least runs allowed game:** ..... 1 vs. Stanford, 5/28/95  
**Most runs allowed inning:** ..... 6 (11th) vs. USC, 5/26/96  
**Best ERA series:** ..... 1.89 in 1997  
**Worst ERA series:** ..... 7.67 in 1998  
**Most earned runs allowed game:** ..... 12, two times (last vs. USC, 5/26/96)  
**Least earned runs allowed game:** ..... 0, twice, vs. SW Missouri St., 5/22/97; vs. Akron, 5/24/96  
**Most strikeouts game:** ..... 15 vs. South Carolina, 5/22/98  
**Least strikeouts game:** ..... 2 vs. Cal-State Fullerton (2nd Game), 5/27/01  
**Most strikeouts series:** ..... 41 in 1995  
**Least strikeouts series:** ..... 19 in 1997  
**Most walks allowed game:** ..... 9 vs. USC, 5/26/96  
**Least walks allowed game:** ..... 0 three times, vs. North Carolina, 5/21/98; vs. Southwest Missouri State, 5/22/97; vs. Providence, 5/27/95

### NCAA NOTABLES

**Most attended game:** ..... 5,814, vs. USC in Lubbock, 5/26/96  
**Longest game (time):** ..... 4:21, vs USC, 5/26/96  
**Longest game (innings):** ..... 11.0, vs. Southwest Texas State, 5/22/97; vs. USC, 5/26/96  
**Most games played series:** ..... 5 in 1995, 5 in 2001  
**Biggest comeback to win:** ..... trailed 8-3 against Arizona State in top of the fourth, won the game 9-8 on a passed ball in the bottom of the ninth, 5/26/01  
**Biggest lead after one inning:** ..... 8-0, vs. Providence, 5/27/95  
**Biggest blown lead:** ..... 8-2 (8th), lost 9-8 vs. South Carolina, 5/22/98



# THE RECORD BOOK


## NCAA TOURNAMENT TEAMS



1995 - NCAA Regional Finalists - Midwest Regional, Wichita, Kan.



1996 - NCAA Regional Finalists - Central Regional, Lubbock, Texas



1997 - NCAA Regionals - Central Regional, Lubbock, Texas



1998 - NCAA Regionals - Atlantic 1 Regional, Miami, Fla.



1999 - NCAA Regional Finalists - Central Regional, Lubbock, Texas



2000 - NCAA Regionals - Central Regional, Houston, Texas



2001 - NCAA Regional Finalists - Fullerton Regional, Fullerton, Calif.



2002 - NCAA Regionals - Houston Regional, Houston, Texas



2004 - NCAA Regional Finalists - Atlanta Regional, Atlanta, Ga.

# THE RECORD BOOK



## ALL-TIME LETTERWINNERS



Mike Gustafson was a standout outfielder for Tech between 1985 and 1988.

### -A-

Abbott, Pat	P	1966-68
Achilles, John	P	1981-82
Ackerman, Chaz	P	2000
Actkinson, Johnny	N/A	N/A
Adams, Butch	N/A	1959
Adams, Mike	INF	1990-91
Adrizzone, Pete	P	1990
Aguiar, Alejandro	INF	1985-86
Ahern, Tim	C	2006-07
Alexander, David	INF	1981
Alexander, Sean	OF	2002
Alexander, Wick	INF	1955-57
Alfred, Bart	OF	1987
Allbritton, Kenny	INF	1981-84
Allcorn, R.V.	C	1955
Aldredge, James	N/A	N/A
Allen, Dave	INF	1956-59
Allen, Jeff	P	1983-84
Allison, Cade	P	1998-99
Alsop, Jay	Util	2001
Alvarez, Jose	3B-OF	1997
Alvarez, Gera	SS	2001-02
Anderson, C.	N/A	1966
Anderson, Dan	P	1983
Anderson, Donny	P-INF	1964-66
Anderson, Larry	C	1964-65
Animal, B.S.	N/A	1926
Aragon, Phillip	RHP	2001
Ardrizzone, Pete	N/A	1990
Arnerich, Tony	C	2001
Arnold, Boo	OF	1987
Arredondo, Gilbert	OF	1988-89
Arthur, D'Nard	DH	1988-91
Ashby, Gary	1B	1974-77
Ashby, Taylor	OF	2007
Ault, Doug	1B	1971-72
Austry, Mark	1B	1998-00
Auten, Collin	RHP	2007
Avants, Carey	INF	2005
Avery, Louis	P	1973
Ayers, Carter	INF	1997
Ayers, Ronnie	2B	1962-64

### -B-

Baker, Richard	3B	1962
Baker, Ben	INF	2007
Ballard, Jerry	INF	1970-71

Barber, Lawrence	N/A	1958
Bar, Josh	C	1997-99
Barker, Richard	N/A	1963
Barlow, Joe Dee	3B	1962
Barnes, Marty	P	1972-73
Barney, Cody	INF	1997
Barrett, Mike	N/A	N/A
Barrick, Gary	OF	1972-73
Bartley, Dick	N/A	1964-67
Bartley, Richard	N/A	1970-71
Bates, Buzz	1B	1956-57
Bates, John Henry	INF	1954-57
Baxter, Kevin	C	1981
Beiras, Mike	P	1987-88
Beck, Doug	INF	2003
Belovsky, Josh	P	1995
Benham, Craig	OF	1993
Bennett, Marshall	OF	1996
Benson, Matt	P	1990
Bertilion, David	C	2000
Bewley, Mike	OF	1974-77
Bickley, John	P	1971-74
Biggers, Samuel	N/A	N/A
Bingham, Walter	1B	1956-57
Black, Pat	P	1987-88
Black, Tom	N/A	1976-77
Blackburn, N/A	OF	1928
Blair, Cameron	INF	2004-05
Blankenship, Bill	P	1974
Blankenship, Nick	3B	2001-02
Blausingame, Kent	OF	1990-92
Bledsoe, Roger	2B	1996
Boatner, John	N/A	N/A
Boesinger, Brian	P	1989-90
Bolton, David	N/A	1977-79
Booker, Amory	N/A	1985
Books, Jason	SS	1993
Booth, Mark	C	1986
Boss, James	C	1972-74
Bottom, David	P	1978-79
Boteler, Don	N/A	N/A
Bourland, Dave	N/A	1958-59
Bowman, James	P	1996
Boyd, Bruce	1B	1958-60
Boydston, Jeff	OF	1988-92
Brady, Edward	N/A	N/A
Brady, Josh	INF	2004
Braden, Dallas	P	2004
Bradley, Ronnie	P	1956
Brandenburg, Mark	P	1991-92
Brandon, Ramey	P	1962-63
Brewer, Ryan	P	1995-96
Brock, Steven	P	1971-74
Bromley, Mike	P	1961
Brooks, N/A	N/A	1974
Brooks, Don	P	1954
Brooks, Jason	SS	1993
Brothers, A.J.	N/A	1926-28
Brown, Jake	3B	2002
Bruce, T.J.	INF	2003
Bryant, Clint	3B	1993-96
Bryant, Robert	P	1978-81
Buchenauer, Joel	2B	2002
Buck, Dusty	IF	2000, 02-03
Buckley, Brandon	C-1B	1997-98
Burnett, N/A	N/A	1927-28
Burns, Brennan	INF	1998-01
Bustos, Saul	3B	1993, 94
Buthorne, N/A	N/A	1968, 69
Butler, Shane	P	1993, 94
Butler, Zach	P	2005-2006
Byrd, Harvey	N/A	N/A
Byrne, Shawn	OF	1988
Byrnes, Geoff	INF	2007

### -C-

Caffee, Ronald	OF	1962
Callender, Joey	INF	2005-2006
Callerman, David	P	1966-67
Cannon, Doug	C	1962-64
Caperton, Glenn	P	1981-84
Capka, Ted	P	1971
Capps, Brian	UTL	2005-2006

Cappuccio, Michael	INF	2004-06
Carden, Ricky	N/A	N/A
Carnline, Billy	P	2005
Carroll, David	P	1981-82
Carson, Tyler	OF	2001-02
Carter, John	C	1989
Carver, Roy	OF	1971
Castle, Noah	N/A	1975
Castro, Abel	INF	1981
Castro, John	N/A	N/A
Cato, Paul	N/A	1958
Cervantes, Eddie	INF	1972-74
Chaidez, Lucio	P	1990-91
Champion, Don	1B	1966-68
Chapin, Craig	P	1984-86
Chase, Leo	P	1954-57
Chavez, Luis	P	1986-87
Chiprez, Chris	OF	1996
Christiansen, Robert	INF	1972-73
Christianson, Brian	INF	1986-87
Clapp, Stubby	2B	1996
Cleveland, Todd	OF	1990
Cleveland, Justin	P	2002
Cloud, Brian	P	2006
Coco, Matthew	UTL	2004
Coffee, Stan	N/A	1964-65
Cogdell, Kenny	N/A	1977-79
Cole, Daniel	P	1999-00
Coleman, David	C	1987
Colonel, Christian	INF	2003
Colvard, Bob	N/A	1985
Comeaux, Johnny	INF	1983
Conine, Brady	P	2005
Cooper, Eric	P	1998
Coppie, Mike	P	1992-93
Cornejo, Jesse	P	1998
Correia, Mike	P	1984
Counts, Gary	N/A	N/A
Cox, Ralph	N/A	1967
Covatt, Geoff	P	1992-93
Cowan, Bryan	OF	1974-77
Craft, Jerry	P	1959
Cranford, Austin	DH	2001-02
Crawford, Jim	OF	1954
Crown, Larry	OF	1973-74
Culver, Grant	OF	2000
Cummings, Lloyd	OF	1975-76
Cunningham, Bryce	INF	1991
Cunningham, Eric	P	1999
Cunningham, Marco	OF	1999-00
Curry, Bill	N/A	1959
Cusak, Steve	OF	1972-73
Cushman, Greg	OF	1991

### -D-

Daly, Ryan	INF	1991
Darnell, James	P	1984-86
Davidson, Jon	P	1974-75
Davidson, Tim	P	1996
Davis, Brad	OF	1996
Davis, Bret	N/A	1982
Davis, Brandon	P	1993
Davis, Cagle	OF	1961-63
Davis, Guy	OF	1962
Davis, Jeff	OF	1985
Davis, Joe	N/A	1992
Davis, Jon	OF	1993-94
Davis, Malcolm	OF	1993
Dawson, Andy	INF	1981-82
Deal, Randy	C	1989
Dean, Bill	OF	1958-61
Dean, Matt	N/A	1981
Decker, Darryl	P	1984
DeHaven, Coby	OF	1986-87
Deichert, Matt	INF	2001
Delagarza, Eddie	N/A	1986
Delgado, Jose	INF	2004
Deller, Bob	OF	1988-89
Demere, George	P/INF	1954-57
Dennis, Matt	P	1980-82
Dennis, Steve	P	1981-82
DeWitt, Chubby	2B	1927-28
Dickenson, William	N/A	N/A

# THE RECORD BOOK



Christian Colonel played just one season before being drafted by Colorado (5th round).

Dillon, Joe	1B-OF	1996-97
Dinsmore, David	P	2006
Dobyns, Tommy	SS	1984
Donelson, S. (Burgess)	N/A	1957-58
Dreibelbis, Ryan	P	2004
Driskell, Travis	P	1991-93
Drown, Larry	OF	1972-74
Drury, Scott	OF	1987
DuBuc, Matt	1B	1994-95
Dudley, John	1B	1964-66
Dudley, Morris	P	1963-65
Duewel, Todd	P	1987-88
Dunivant, Ronnie	OF	1973
Dundore, David	P	1983
Duperron, Mike	P	1999
Durazo, Willie	C	2002
Durham, James	P	1983, 84
Durham, Miles	OF	1998-00
DuRoss, Randy	OF	1992-95
Dykes, Sonny	1B	1989, 90

## -E-

Easterwood, Bill	P	1962-63
Edelman, Wilburn	P	1926-29
Eddy, Chris	P	1989
Edler, Steve	OF	1978-80
Edwards, Phil	N/A	1985
Edwards, Madison	OF	2002-05
Edwing, Donald	OF	1983
Eiguren, Chaz	1B/DH	1999-00
Elizondo, Ryan	INF	1992
Enriquez, Frank	P	1983
Ercoliani, Darin	C-OF	1992-93
Ertel, Chad	RHP	2001-02
Evans, Drew	OF	2006-07
Evans, Roger Mac	P	1960-62
Evans, Joel	P	2004

## -F-

Findley, Glen	N/A	N/A
Flanigan, Charles	P	1958-60
Ford, Kyle	SS	1989
Forkerway, Trey	INF	1992-93
Fossum, Brent	OF	2001-03
Fossum, Clancy	P	1999-01
Foster, Pat	3B	1974-77
Fouts, Cooper	C	2003-05
Fouts, Nathan	P	2002-03
Fowler, Mike	OF	1981
Fowler, Trae	C	1986-87

Fox, Brian	C	1996
Fox, Eldon	P	1965, 66
Fox, Joe	P	1963-65
Free, Kelly	P	1994-95
Freeman, Ohet	N/A	1975
Fricks, Scott	C	1987
Frost, Eldon	C/OF	1975-77
Fruge, Dwight	P	1987-88
Frush, Jimmy	P	1994-97
Frost, Eldon	N/A	1964-65
Fry, Adam	P	2004-05
Fuller, Cody	OF	2002-05
Funts, Bob	2B	1962

## -G-

Gage, Travis	P	1991-93
Galanos, Chris	OF	1965-66
Garcia, Lanny	P	1977
Garcia, Ruben	P	1970-73
Garrido, Mike	P	1984
Garrison, Gehrig	OF	1956-59
Gary, Glen	1B	1962
Garza, David	2B/OF	1999-00
Gattis, Randy	P	2004-2006
Geck, David	SS	1986-87
Gerstner, Corey	P	2002-2004
Geurin, Robert	P	1970-71
Gibbins, Doug	INF	1961-63
Gibson, George	OF	1959-61
Gilbert, N/A	N/A	1968
Gilpin, Duncan	P	N/A
Ginter, Keith	2B	1997-98
Glenn, Darrin	INF	1991
Godley, James	N/A	1969
Goff, Steve	N/A	N/A
Gonzalez, Andy	P	1995
Gonzalez, Paul	RHP	2007-
Gooch, Steve	P	2002-2004
Goode, Carl	P	1962
Goode, Stan	N/A	1970
Goodwin, Dub	N/A	N/A
Gooding, Jason	P	1997
Goulding, Gil	P	1979-80
Graves, Grady	OF	1954-55
Gray, Dollie	N/A	1926
Gray, Willis	N/A	1928
Gregg, Brody	OF	1994
Gregg, J.	N/A	N/A
Gregory, N/A	N/A	1968
Green, N/A	N/A	1968
Griffin, "Rip"	SS	1954-55
Griffin, Mike	N/A	1972-74
Griffis, Justin	C	2001
Griffith, Dax	N/A	1972
Grim, Joseph	P	1983
Grimes, John	1B	1981-84
Grimmell, Norman	P	N/A
Grimmer, Steve	C	1973
Groener, David	INF	2006
Gross, Bob	1B/C	1983-85
Guerin, N/A	P	1971
Guerrero, Mike	P	1984
Guerry, Kyle	P	1988-90
Gustafson, Mike	INF	1986-89
Gutierrez, Cesar	P	1999-00
Guzman, Moses	INF	1983
Gwinn, Carter	C	2007

## -H-

Haggard, Jerry	2B	1966-69
Haley, Tommy	C	1975-76
Hall, Chris	INF	2007-
Hall, Ricki	P	1978-79
Ham, Doug	P	1970-71
Ham, Justin	INF	1999
Hamilton, Red	N/A	1927
Hammersley, Grant	P	1990-92
Hampton, Buddy	P	1967-68
Haney, Josh	INF	2003-2004
Hannah, Kevin	P	1993-94
Harbin, Matt	LHP	2000-02
Hargrove, Carleton	P	2005-2006
Harlan, Guy	N/A	1927

Harp, Jeffrey	2B	1979-82
Harris, Bob	C	1976-77
Harris, Clark	INF	2000-02
Harris, Donald	OF	1988-89
Harrison, Charles	INF	1961-62
Harriss, Robin	C	1993-94
Hart, Joey	C/1B	1999
Harycki, Jim	P	1984
Hast, Wayne	N/A	N/A
Hatfield, Derek	P	1979-83
Hawkins, Paul	P	1956-57
Hayburst, Bob	N/A	1927
Hayes, Roberts	P	1965-66
Hays, Shanon	INF	1989-90
Hazzard, David	P	1975-76
Head, Glenn	N/A	N/A
Hejl, Don	C	1978-82
Helms, Mark	DH	1988-89
Henderson, Monroe	INF	1955-57
Hendrick, Carlos	OF	1962
Hernandez, Thomas	3B	1986-88
Hill, Clay	OF	1992
Hill, Rob	N/A	1958
Hill, Volney	N/A	1926-27
Hilliard, Darwin	1B	1961-62
Hodges, Gerald	N/A	1959
Hodges, Kerry	OF	2001
Hodson, King	P	1988-91
Hoffpauir, Barry	SS	1971-72
Hollock, Clay	P	1983-86
Holly, Ronny	P	1964-66
Holmstead, Dax	OF	1994-95
Holzhauser, Scott	SS/2B	1999-00
Hooper, Jimmy	P	1997
Horn, Michael	N/A	N/A
Horton, Dean	OF	1961
Horton, Jimmy	OF	1973-74
House, Doug	P	1976-77
Howard, Butch	P	1961
Howard, Elton	C	1959-60
Howell, Red	N/A	1926-29
Howey, Todd	OF	1983-85
Hrleith, Ernie	3B	1976
Huddleston, Brent	C-OF	1997
Hudson, Joseph	P	2000
Huggins, Norman	OF	1955-58
Hughes, Gary	OF	1968
Humphreys, Mike	OF	1985-88
Hunt, Jerry Cullen	C	1956-58
Hunter, Kim	P	1975-76
Hurt, Steve	OF-P	1968-70
Huth, Jason	INF	1997-99
Hynes, Colt	P	2006-07

## -I-

Ibarguen, Steve	P	1979-80
Inzer, Tommy	INF	1980
Irvin, Ray	P	1983
Iverson, Sean	INF	2004

## -J-

Jackson, John	N/A	N/A
Janca, Sam	RHP	2007
Johnson, Bubba	P	1993
Johnson, Bubba	P	1990
Johnson, Chuck	P	1954
Johnson, Charles	P	1978-81
Johnson, James	P	1959
Johnson, Jeff	P	1993
Johnson, Jimmy	INF	1981
Johnson, Woodrow	P	1960
Johnston, Mark	P	1977-79
Johnston, Morgan	INF	1982-83
Johnston, Paul	OF	1974-77
Jones, Aaron	P	2003
Jones, Bill	P	1954-55
Jones, Jacob	C	2004
Jones, Jimmy	INF	1980
Jones, Josh	P	2000
Jones, Mitchell	OF	1983-84
Jordan, Danny	N/A	1990
Jordan, Kevin	3B	1998
Jordan, Scooter	OF	2002-03

# THE RECORD BOOK



Jimmy Zachry lettered between 1980 and 1983 and son Casey now plays for the Red Raiders.

Jordan, Joe	INF	1971
Joyner, Steve	INF	1973
Juarez, Joe	C	1999
Juett, Dana	N/A	N/A
Junior, Rick	INF	1983

## -K-

Kahrenjold, Kyle	P	1982
Karstens, Jeff	P	2003
Kastelic, Matt	OF	1995-96
Kaufman, Ray	N/A	1929
Kaufman, Wes	OF	1928
Keith, Bo	C	1967
Keller, John	OF	1976-79
Kemp, Zane	P	1996
Kennedy, Patrick	N/A	N/A
Kenworthy, Joey	INF	2007
Kestner, Jason	P	1990-91
Kieschnick, Roger	OF	2006
Kilford, George	INF	1992-93
Kilmer, Rod	INF	1971-74
Kimbley, Gary	N/A	N/A
King, Mitch	OF	1993-96
Kinney, Mike	OF	1990-93
Kirk, Kevin	P	1988-91
Kitchen, Eric	INF	2002
Kleinsorge, Eric	P	1988-89
Knight, Larry	P	1971-72
Knostman, John	OF	1959
Kobza, Greg	1B	1989
Kohler, Bobby	OF	1979-82
Kolander, Jerry	OF	1966-67
Kolb, Brandon	P	1995
Kolbicka, Todd	OF	1991-92
Kroeger, L.	N/A	1965
Kruger, Jeff	P	1985-86
Krystynik, Kurt	INF	1997
Kuehle, Robert	N/A	1967-68

## -L-

Lair, Matt	P	2002
Lamar, Rusty	P	1983
Lance, Billy	OF	1985-87
Landreth, Jason	OF	1997-98
Landry, Chad	1B/OF	2000-01
Landy, Greg	C	1981-84
Langen, Shane	OF	1997
Large, Cory	P	2006
Larkin, Shaun	INF	2000
Larsen, Mike	RHP	2001

Lasiter	N/A	1926
Laughlin, Russell	INF	78, 80-82
Law, Dan	N/A	1956-57
Law, Dee	UTL	1980-82
Lawford, Adam	P	2005
Lawrence, Kevin	N/A	N/A
Leach, Michael	N/A	1968
Lee, Johnny	P	1972-75
Leimgruber, Scott	C	1976-79
Leist, Stephen	P/Ut	2001-02
Lemen, Blake	OF	2007
Leonard, Neal	C/OF	1992-95
LePori, Mark	P	1975-76
Leshinski, Robert	N/A	N/A
Leverton, James	OF/INF	2006
Lewis, Fielding	P	2005
Lewis, Marcus	OF	2004
Lewis, Robert	INF	1971-73
Lindsay, Grant	P	1989-92
Lindstrom, David	C	1994-96
Lindstrom, Jay	C	1984
Little, Randy	OF	1972-74
Limas, Lloyd	P	1956
Llanas, Joseph	P	2003
Lloyd, Joseph	P	1956
Long, Ben	P	1999-00
Long, Gary	1B	1966
Loter, Pat	C	1975-76
Lowery, Kevin	INF	1985-88
Luig, Edward	N/A	N/A
Lundsford, Trey	C	1999-00
Lundy, Michael	N/A	N/A

## -M-

Macatee, John	P	1990-93
MacAtee, Tom	OF	1992-93
MacAyers, Ronnie	N/A	1963, 64
MacLeay, John	C	1983
Maenias, Rusty	P	1981
Magill, Mike	C	1990-91
Mahaffey, Scott	N/A	N/A
Maldonado, Phillip	3B	1986
Mapp, Eric	OF	1992
Marlow, John	P	1987
Marshall, Allen	SS	1999
Marshall, Brett	P	1984-88
Marshall, Raymond	OF	1926-29
Mask, Michael	OF	2004
Martin, Billy	INF	1986
Martin, Charles	OF	1956
Martin, Kyle	INF	2006-07
Martin, Matt	SS	1988-90
Martin, Max	C	1968-70
Martines, Scooter	1B	1998
Martindale, Bobby	N/A	1971-72
Martinez, Sergio	OF-1B	1995-96
Mason, Wayne	C	1956
Matticks, Don	N/A	1957
Mattson, Ronnie	INF	1973-76
Mauldin, James	P	1989
May, Greg	INF	1984
McCain, Marcus	1B	1995
McCooy, Joe	P	2005-2006
McCreary, Mike	P	1995
McCutcheon, Billy	N/A	N/A
McDowell, Mark	P	1980-83
McElroy, Travis	OF	2002-2003
McElroy, Tanner	P	2002-05
McFarlin, Kip	P	1992-93
McGee, W.L.	P	1954
McGill, Clint	INF	2003
McGill, Mike	C	1990-91
McGinley, Blake	P	2000-01
McGowan, Michael	P	2004-05
McIntyre, John	SS	1966-69
McKean, Pat	P	1968-70
McKee, Don	OF	1968-69
McKenzie, Wes	OF	1982-84
McLamore, Eric	INF	2000
McLaughlin, Eric	P	1992-94
McMillan, Tommy	INF	1973-76
McNicol, Douglas	N/A	N/A
McSpadden, Tom	N/A	N/A

McRight, Terry	P	1955
Meader, Kent	INF	1986-87
Mendazona, Joe	C-OF	1988-91
Messemmer, James J.	N/A	N/A
Metzler, Cory	P	2000-01
Meurin, Billy	P	1980
Meyer, Andy	OF	1954
Meyers, Casey	INF	1983
Michna, Mark	OF	1983-84
Miller, Chris	P	1992
Miller, Jackie	INF	1954, 58-59
Miller, James	P	1979-80
Miller, Jim	OF	1966
Miller, Logan	C	1995
Miller, Matt	P	1994-96
Milton, John	P	2004
Mize, Jon	INF	1991-92
Montgomery, Jim	SS	1968-69
Morgan, Miles	P	2006
Morin, Van	P	1976
Morris, Steve	INF	1971
Moore, Chris Lynn	OF	1989-90
Moore, John	OF	1981
Moore, Patrick	OF	1980-83
Moore, J.T. "Red"	P	1929
Moore, Tim	P-OF	1983-86
Morris, Steven	N/A	1971-72
Mounds, Del Ray	P	1960
Moyer, Gary	P	78, 80-82
Murrell, Jim	OF	1963, 66-67
Muschalek, Mike	P	1969-70
Murray, Ben	OF	1994
Muth, Donald	C	2007

## -N-

Nadeau, Richard	OF	1997
Nash, Don	C	1965
Nelson, Peter	INF	1998
Nethery, Scott	2B	1980-82
Newman, Eric	P	1994
Newman, J.J.	P	2000-02
Newton, Randy	OF	1978-79
Nichols, George	P	1962-63
Nicklaus, Winfield	INF	1926-27
Nies, Peter	1B	1985-86
Nikkel, Kim	OF	1975
Nix, Craig	2B	1976-77
Nocker, Patrick	INF	1984
Nonies, Michael	C	1992
Noonan, Craig	3B	1977-80
Norris, Cecil	OF	1970-73
Nye, Ryan	P	1994-95

## -O-

Odom, Aaron	LHP	2006-07
O'Keefe, David	3B/1B	1999-00
Oliveros, Jesse	SS	1997
Ortmeier, Chris	RHP	2007
Owens, John	INF	1968-71

## -P-

Palmer, Rod	N/A	N/A
Paradoski, Matt	P	2006
Parker, Earl	INF	1958
Parsons, Donny	INF	1968
Patrick, Spencer	OF-1B	1997
Peck, Jeff	P	1994-97
Perry, James	OF	1962-63
Perry, Richard	3B	1963-65
Petty, Joe	N/A	1982
Perez, Louis	OF	1974
Peters, Lance	P	1983-84
Peterson, Carl	1B	1926-29
Peterson, Casey	INF	1984
Petrie, Trent	INF	1992
Phifer, Gary	INF	198-84
Phillips, Chris	RHP	2001
Pierce, Brian	OF	1989
Pierce, Jack	P	1969-72
Pleflka, Jon	P	2006
Pliker, Barrett	P	2004
Plum, Ned	OF	1981
Plumlee, Brandon	OF	1999

# THE RECORD BOOK

Pogue, Mark	OF	1955
Polizzi, Tony	SS	1994
Pool, Chris	INF	1991
Potter, Dave	3B	1956-58
Potter, Luke	2B	1994
Potts, Keith	P	1981-82
Powell, Houston	P	55, 57-59
Pressley, Don	P	1954
Price, Duane	OF	1996-98
Pritchard, Tom	3B	1959-60
Prince, Randy	P	1971-74
Puckett, Mark	P	1984
Pumphrey, Gary	INF	1972

## -R-

Ragan, Stacy	INF	1986-87
Rainey, Jason	OF	2000-01
Ralston, Brad	P	1996-99
Ramos, AJ	P	2006
Ramos, Rex	INF	1983
Rankin, Walter	1B	1961-63
Ray, Frank	P	1962-64
Razo, Juan	P	2002
Reaves, Joe	2B	1959-60
Redman, Dale	INF	1981-84
Reves, Tyler	DH/C	2006
Reed, Chris	P	1993
Reed, Steve	OF	1964
Reddell, Steve	P	1984
Reeves, Frank	P	1954
Renfro, Maurice	OF	1988
Renper, Blake	P	2004
Reynolds, Chad	P	95-00
Richardson, Dustin	P	2005
Richardson, Steve	OF	1997-99
Richburg, Chris	OF	2005
Riddle, Ryan	INF	2002
Rigney, F.N. Jr.	P	1927-29
Riley, Jim	N/A	N/A
Rinehart, Jake	OF	1997
Roberson, Brandon	P	1999-01
Roberts, Drew	INF	2005
Roberts, Rod	P	1972
Roberts, T.	INF	1965
Robertson, Edwin	P	1957-59
Roddy, Clint	INF	1994
Rodriguez, David	P	1984
Rodriguez, Junior	SS	1998
Roper, Brian	C	1986-89
Roper, Stephen	OF	1980-84
Ross, Johnny	C	1983-84
Rowe, Steve	P	1999-02
Rucker, Kevin	C	1979-82
Ruecker, Dion	SS	1996
Rüeda, Willie	INF	2006
Ruiz, Ryan	OF	1998-99
Runkel, David	P	1975
Russell, Carl	N/A	N/A
Rutherford, Gary	P	1977

## -S-

Salazar, Gabe	P	1991
Sampson, Chris	INF	1999
Sams, Ted	1B	1928
Sandoval, Derek	C	1983-86
Savage, Lawrence	3B	1960
Schenk, Len	INF	1969-70
Schiermeyer, James	N/A	1958
Schnabel, Matt	OF	1994
Schultz, Jeff	3B	1992-93
Schurr, Trey	RHP	2007
Scofield, Josh	LHP	2007
Scott, Barry	P	1961
Scott, Paul	INF	1984
Schessler, Gary	N/A	1962
Schiermeyer, J.	C	1963
Schussler, Norman	OF	1965-67
Seeger, J.D.	P	2002
Segrist, Gene	OF-P	1980-83
Segrist, Khris	P	1986-87
Selby, Larry	OF	1977-79
Sellers, Cory	P	2000
Seefeld, Jason	INF	2006

Shaffer, Jeff	P	1991-92
Shahak, Evan	DH	2003
Sharpe, Sean	C	1992
Shaw, Brandon	P	2002
Shaw, Dick	INF	1969-70
Shelby, Larry	OF	1978-80
Shibley, Kurt	P	1987-90
Shook, Wes	OF	1991-92
Shuffield, Chris	SS	1997
Shull, Michael	P	1983-84
Shultz, Jeff	3B	1992-93
Shutt, Bill	P	1986-87
Simms, Gary	OF	1974-77
Simon, Joel	LHP	2001
Simon, Richard	RHP	2001
Simon, Rod	P	1984
Simpson, Bodie	OF/P	1999
Simpson, Marcus	P	2004
Sisk, Bill	N/A	1958
Skinner, Richard	OF	1955
Slack, Jon	OF	2002
Smart, Patrick	INF	2005
Smith, Bryon	INF	2002
Smith, Charles	P	1988
Smith, Fulton	P	1954-56
Smith, Joe	OF-P	1997-98
Smith, Keller	N/A	1965
Smith, Matt	C	1992-93
Smith, Matt	C	2005-07
Smith, Travis	P	1994-95
Sokolovic, Ben	C	1996
Sosnowy, John	1B	1962
Soto, Adrian	P	2002
Spain, Don	OF	1970-72
Spalding, Steve	INF	1983
Sparrow, Roger	P	1974
Spence, Jerry	INF	1955-56
Spencer, Dan	C	1985-87
Spooner, Vic	OF	1954
Stanford, Jimmy Joe	INF	1955-56
Stanton, James	N/A	N/A
Steffey, David	INF	2004-05
Stegent, Chris	INF	1989
Stephenson, Phil	N/A	1967-68
Stewart, Trey	INF	2005-2006
Stewart, Zach	P	1996-99
Steph, Rodney	P	1988-91
Stiles, Marvin Edward	OF	1966-67
Stone, Dennis	N/A	N/A
Stonerock, Ryan	P	1999
Strathman, C.	C	1983
Sullivan, Jim	OF	1983
Summers, Darrell	OF	1957
Summers, Hal	OF	1956
Swindle, Nathan	P	1983-86

## -T-

Tadlock, Tim	INF	1990-91
Tarter, David	P	1963-65
Taylor, Adrian	SS	1997
Taylor, Ross	1B	1926-29
Tennis, Doug	INF/OF	2007
Thomas, Brent	OF	2005
Thomas, Steven	P	2003
Thorne, Larry	OF	1963-65
Tidwell, Larry	N/A	N/A
Tijerina, Tony	C	1990-91
Tims, Aaron	P	2000
Tole, John	1B	1993
Tombs, Billy	N/A	1958
Tomlin, Josh	P	2006
Toro, Brandon	OF	1997
Totman, Jason	2B	1994-95
Tovar, Michael	INF	1981
Tracey, Kevin	P	1999-00
Treadway, Damon	INF	1990
Tuley, David	INF	1998
Turner, Jeff	OF	1981-84

## -U-

Ulrich, Kirk	P	1995-97
Upchurch, Alan	N/A	N/A

## -V-

Valles, Jake	C	2002
Vanlandingham, L.	INF	1988
Van Stavern, Monte	P	1968-70
Varney, J.J.	P	1992-93
Vasquez, Gilbert	P	1970-71
Vestal, Johnny	P/DH	1976-79
Vogele, David	C	1971-72

## -W-

Waite, John	OF	1985-86
Walker, Randy	OF	1968-71
Walker, Robert	N/A	N/A
Wall, Clint	P	1974
Wallace, Brooks	SS	1977-80
Waller, Roy	OF	1926-29
Ward, Mark	INF	1990
Ward, Monty	P	1996-98
Warren, Ken	OF	1959-60
Washington, Gary	P	1968-70
Watkins	N/A	1928
Watkins, Steve	P	1998
Watts, Lee	OF	1965-68
Weaver, Ric	INF	1972-74
Webb, Gene	C	1955
Webb, Glen	P	1954-55
Weber, Robert	P	1966
Weber, Jon	OF	1999
Webster, Jimmy	C	1990
Weed, Ray	OF	1955
Welch, Brandon	OF	1994-95
Wertz, Sean	1B	1993
Whattenburger, Jim	INF	1981-82
White, Bob	1B	1962-63
Whipley, Hurt	P	1987
Whitfield, Lonnie	N/A	1968
Whittle, Jason	P	1994
Whitton, Steve	P	1977-78
Wickham, Jimmy	OF	1962
Wiebe, Bob	2B	1972-75
Wieczorek, Mike	P	1989
Wiley, Jerry	N/A	1963
Wilkes, John	C	1972-74
Wilkins, Blair	OF	2006
Wilkins, George	N/A	1926
Willett, Dennis	C	1961
Williams, Billy	C	1961
Williams, Chris	OF	2005-2006
Williams, Foy Dee	SS	1963-65
Williams, J.	N/A	N/A
Williams, Kippy	P	1963-64
Williams, Mike	P	1974
Williams, Shaud	INF	2001
Willis, Terry	P	1980
Wilson, Billy G.	C-OF	1962-63
Wilson, Elmer	P	1954-55
Wilson, Josh	INF	2005
Wilson, Mike	P	1992
Winder, Greg	INF	1984
Winters, Bruce	INF	1982
Wolf, Alan	P	1992
Wolfe, Scott	P	1981
Womble, Larry	P	1978
Wood, Keith	P	1983-84
Woodcock, Lance	SS	1999
Woods, Mike	P	1962
Wooten, Mike	INF	1981-82
Wright	N/A	1927
Wright, Charles	P	1955-56
Wright, Frank	2B	1954
Wright, Shane	P	1997-99
Wyatt, Brian	P	2005

## -Y-

York, Larry	P	1968-70
Young, Travis	UTL	2005, 2007

## -Z-

Zachry, Casey	P	2005
Zachry, Jim	3B	1980-83
Zelinski, Corey	P	1992
Zumwalt, Jay	OF	1981
Zwaicher, John	N/A	N/A

# THE RECORD BOOK

## YEAR-BY-YEAR RESULTS



Trey Forkerway (1992-93) was a defensive whiz at second base during his career with the Red Raiders.

### Year-by-Year Key

CAPITAL letters indicate home game **VS.** indicates neutral site; **SCORE**- indicates winner first, loser second; + indicates no hitter; W- win, L-loss, T-tie

#### 1926: 11-2-1

Date	Opponent	W/L	Score
N/A	at West Texas	W	18-9
N/A	at West Texas	L	14-9
N/A	DANIEL BAKER	T (11)	3-3
N/A	MCMURRY	W	4-2
N/A	MCMURRY	W	5-3
4/14	at McMurry	W	3-0
N/A	at McMurry	W	9-4
N/A	CLARENDONa	L	10-4
N/A	CLARENDON	W	23-12
N/A	WEST TEXAS	W	13-7
N/A	CLARENDON	W	9-0
N/A	at Abilene Christian	W	5-3
N/A	AMERICAN LEGION	W	13-3

**PLAYERS:** Pitchers- Ray Waller, Picton, Vernon Abbott, Houston Wright. Catchers- Elly "Ike" Curtiss, Amarillo. Infielders- Guy Hayden, Amarillo, F.N. Rigney, Lubbock, Winfield Nicklaus, Amarillo, J.B. "Red" Hamilton, McKinney, Volney Hill, Milford, Wilburn Edelman, Plainview. Outfielders- Cecil Hardwick, Eufoena, W.E. Blackburn, Shamrock, Winfield Watkins, Ralls, Raymond Marshall, Lubbock.

#### 1927: 4-9-1

Date	Opponent	W/L	Score
4/6	N.M. MILITARY	W	7-3
4/7	N.M. MILITARY	T	10-10
4/11	W. TEXAS TEACH	W	7-2
4/11	W. TEXAS TEACH	L	10-8
4/18	at Hardin-Simmons	L	5-4
4/19	at Hardin-Simmons	L	2-1
4/20	MCMURRY	L	7-5
5/2	ABILENE CHRISTIAN	L	13-12
5/3	ABILENE CHRISTIAN	W	7-3
5/10	DANIEL BAKER	L	13-1
5/11	DANIEL BAKER	L	8-6
5/12	DANIEL BAKER	L	6-1
5/18	WEST TEXAS	L	4-3
5/19	WEST TEXAS	W	9-6

**PLAYERS:** Pitchers- Ray "Iron Man" Hamilton, Wilburn Eddleman. Catchers-

J.B. "Red" Hamilton, Arthur Burnett. Infielders- Winfield Nicklaus, F.N. Rigney, Carl Peterson, Winfield Watkins, Ted Sams, Rainwater, Wilburn Edelman. Outfielders- Raymond Kaufman, Howard DeWitt, Raymond Marshall, J.W. Westerfeldt, Willis Blackburn.

#### 1928: 8-6

Date	Opponent	W/L	Score
N/A	AMARILLO WESTERN	L	14-4
N/A	at Amarillo	L	19-2
N/A	SHALLOWATER	W	13-2
N/A	SHALLOWATER	W	28-2
N/A	BAYLOR	L	15-1
N/A	BAYLOR	W	8-3
N/A	SOUTHWESTERN	L	9-2
N/A	SOUTHWESTERN	W	9-6
N/A	at Monroe	W	15-8
N/A	WEST TEXAS STATE	L	13-4
N/A	WEST TEXAS STATE	W	4-1
N/A	at McMurry	W	5-4
N/A	at McMurry	L	25-20
N/A	at McMurry	W	7-4

**PLAYERS:** Pitchers- Satch Hill, Willis Gray, A.J. "Red" Hill. Catchers- Arthur Burnett, Winfield Nicklaus. Infielders- F.N. Rigney, Volney Hill, Roy Taylor, J.H. Lassiter, Carl Peterson, Wilburn Edelman. Outfielders- Raymond Marshall, J.D. Waller, Howard DeWitt, Orville "Buddy" Brothers.

**COACHES:** Head Coach-Grady Higginbotham.

#### 1929: 2-11

Date	Opponent	W/L	Score
N/A	at Big Spring	L	5-1
N/A	at Big Spring	L	7-3
4/16	at Daniel Baker	W	7-4
4/17	at Daniel Baker	W	6-0
4/18	at Daniel Baker	L	21-11
4/26	BIG SPRING	L	9-4
4/27	BIG SPRING	L	16-4
5/6	at Texas A&M	L	9-5
5/7	at Texas A&M	L	9-7
5/9	at St. Edward's	L	6-0
5/10	at St. Edward's	L	3-2
5/17	at Daniel Baker	L	5-1
5/18	at Daniel Baker	L	5-2

**PLAYERS:** Pitchers- Volney "Satch" Hill,

A.J. Howell, J.T. "Red" Moore, Ennis Hobson. Catchers- Arthur Burnett, Clarence Hodges. Infielders- F.N. Rigney, J.D. Waller, Roy Taylor, Carl Peterson, Volney Hill, Wilburn Edelman.

**Note:** Baseball was not an intercollegiate sport at Texas Tech from 1930-1953.

#### 1954: 1-7-1

Date	Opponent	W/L	Score
3/26	at Sul Ross State	L	23-1
3/27	at Sul Ross State	L	18-2
4/10	at Texas Lutheran	L	19-3
4/19	SUL ROSS STATE	L	14-6
4/20	SUL ROSS STATE	L	14-6
4/23	TEXAS LUTHERAN	W	8-5
4/24	TEXAS LUTHERAN	L	9-1
4/27	WEST TEXAS STATE	T	8-8
5/7	at West Texas State	L	13-12

**PLAYERS:** Pitchers- Fulton Smith, Glenn Webb, Chuck Johnson, Don Brooks, George Demere, W.L. McGee, Leo Chase, Don Pressley, Elmer Wilson, Frank Reeves, Bill Jones. Catchers- Moe Turner, Infielders- Bobby "Rip" Griffin SS, Frank Wright 2B, Jackie Miller 1B. Outfielders- Jim Crawford, Grady Graves, Andy Meyer, Vic Spooner.

#### 1955: 3-17

Date	Opponent	W/L	Score
4/1	at Sul Ross State	L	13-1
4/2	at Sul Ross State	L	27-5
4/5	COLORADO	L	12-6
4/6	COLORADO	L	15-7
4/11	at Sheppard AFB	L	13-10
4/12	at Sheppard AFB	L	4-3
4/15	TEXAS LUTHERAN	L	13-6
4/16	TEXAS LUTHERAN	L	8-5
4/19	SHEPPARD AFB	W	21-20
4/20	SHEPPARD AFB	W	19-16
4/22	at Texas Lutheran	L	13-1
4/23	at Texas Lutheran	L	15-0
4/25	at Sam Houston State	L	12-4
4/26	at Sam Houston State	L	12-8
5/1	FORT BLISS	W	6-5
5/2	FORT BLISS	L	12-4
5/11	at White Sands	L	17-11
5/12	at White Sands	L	7-3
5/17	FORT BLISS	L	21-10
5/18	FORT BLISS	L	6-4

**PLAYERS:** Pitchers- Leo Chase, Amarillo, Charles Wright, Lubbock, Paul Hawkins, Turkey, Terry McRight, Hereford, Houston Powell, Lubbock, Glen Webb, Lubbock. Catchers- Gene Webb, Lubbock, R.V. Allcorn, Olton, Bobby Griffin, Lubbock. Infielders- Elmer Wilson, Pampa, Monroe Henderson, Jacksboro, Fulton Smith, Hemet, Calif., George Demere, Water Valley, Jimmie Joe Stanford, Lubbock, John Henry "Buzz" Bates, Breckenridge, Wick Alexander, Amarillo. Outfielders- Norman Huggins, Plainview, Ray Weed, Lubbock, Maurice Rentfro, Marion, Ill., Grady Graves, Odessa, Mack Pogue, Sulphur Springs.

#### 1956: 8-7

Date	Opponent	W/L	Score
3/16	at West Texas State	W	10-6
3/24	WEST TEXAS STATE	W	5-4
3/26	at Texas Lutheran	L	7-0
3/27	at Texas Lutheran	L	2-0
4/5	TEXAS LUTHERAN	L	16-9
4/6	TEXAS LUTHERAN	L	10-0
4/13	at Sheppard AFB	L	10-6
4/14	at Sheppard AFB	W	5-4
4/16	WEST TEXAS STATE	W	15-12
4/20	SHEPPARD AFB	L	10-6
4/21	SHEPPARD AFB	W	5-4
4/27	at Hardin-Simmons	L	6-4



# THE RECORD BOOK

4/28 at Hardin-Simmons W 11-6  
 5/4 HARDIN-SIMMONS W 4-2  
 5/5 HARDIN-SIMMONS W 11-4  
**PLAYERS:** Pitchers- Paul Hawkins, Joseph Lloyd, Ronnie Bradley, Leo Chase, Charles Wright. Catchers- Cullen Hunt, Wayne Mason. Infielders- George Demer 3B, Walter Bingham 1B, Monroe Henderson SS, Fulton Smith 2B, Jerry Spence INF, Buz Bates 1B. Outfielders- Charles Martin, Dave Allen, Gehrig Garrison, Wick Alexander, Dave Potter, Hal Summers.

## 1957: 7-4

Date	Opponent	W/L	Score
3/18	at TCU	L	4-2
3/19	at TCU	L	17-5
3/22	HARDIN-SIMMONS	W	11-2
3/29	at Hardin-Simmons	W	8-1
3/30	at Hardin-Simmons	L	10-9
4/9	WEST TEXAS STATE	W	12-2
4/15	WEST TEXAS STATE	W	10-1
4/16	WEST TEXAS STATE	W	3-0
4/17	WEST TEXAS STATE	W	18-0
4/26	SHEPPARD AFB	W	8-1
4/27	SHEPPARD AFB	L	5-3

**PLAYERS:** Pitchers- Leo Chase, Houston Powell, Don Matticks, Wick Alexander, George Demere, Edwin Robertson. Catchers- Cullen Hunt, Infielders- Walter Bingham 1B, Dave Allen 2B, Monroe Henderson SS, Dave Potter 3B. Outfielders- Norman Huggins, Gehrig Garrison, Darrell Summers, Buz Bates.

## 1958: 6-9

Date	Opponent	W/L	Score
3/21	at Hardin-Simmons	L	14-6
3/22	at Hardin-Simmons	W	11-2
3/28	at Abilene Christian	L	21-1
3/29	at Abilene Christian	L	7-1
4/9	TEXAS LUTHERAN L (13)	L	2-1
4/9	TEXAS LUTHERAN	L	3-2
4/11	WEST TEXAS STATE	W	8-4
4/21	at SMU	L	8-2
4/22	at Texas A&M	W	3-2
4/23	at Rice	L	10-1
4/28	HARDIN-SIMMONS	W	7-3
4/29	HARDIN-SIMMONS	W	5-4
5/3	at West Texas State	W	8-7
5/6	WEST TEXAS STATE	L	5-1
5/6	WEST TEXAS STATE	L	3-0

(Missing two victories)  
**PLAYERS:** Bill Dean, Rob Hill, Gary Wetter, Dave Bourland, Edwin Robertson, Earl Parker, Jackie Miller, Dave Allen, Charles Flanagin, Paul Cato, Jim Schiermeyer, Dave Potter, Lawrence Barber, Bruce Boyd, Houston Powell, Billy Tombs, Norman Huggins, Sonny Donelson, Gehrig Garrison, Bill Sisk. Catchers- Cullen Hunt.

## 1959: 7-6

Date	Opponent	W/L	Score
3/21	COLORADO	L	4-0
3/21	COLORADO	L	9-1
4/3	at Midwestern State	L	4-3
4/4	at Midwestern State	W	14-3
4/7	at West Texas State	W	14-3
4/11	WEST TEXAS STATE	W	12-4
4/18	at West Texas State	W	8-4
4/25	ABILENE CHRISTIAN	W	13-6
4/27	at Texas A&M	L	11-4
4/28	at Rice	L	13-3
5/1	MIDWESTERN STATE	W	19-4
5/2	MIDWESTERN STATE	W	19-3
5/9	at Abilene Christian	L	15-3

**PLAYERS:** Butch Adams, Abilene, Dave Allen, Lubbock, David Bourland, Abilene, Bruce Boyd, Abilene, Billy Curry, Amarillo, Bill Dean, Lubbock, Charles Flanagin,

Cactus, Gehrig Garrison, Lubbock, George Gibson, Dallas, Larry Green, Abilene, Elton Howard, Midland, Norman Huggins, Plainview, James Johnson, Boling, John Knostman, Bellaire, Zan Miles, Odessa, Jackie Miller, Amarillo, Jan Ogden, Brady, David Potter, Tyler, Houston Powell, Lubbock, Tom Prichard, Snyder, Joe Reeves, Snyder, Lynn Skelton, Garland, Ken Warren, Dallas, Gary Weter, Fort Worth.

## 1960: 8-7

Date	Opponent	W/L	Score
3/16	at West Texas State	W	18-8
3/19	WEST TEXAS STATE	W	17-11
3/24	at Texas A&M	L	19-8
3/25	at Rice	L	4-0
4/1	SHEPPARD AFB	W	12-0
4/2	SHEPPARD AFB	W	10-0
4/9	WEST TEXAS STATE	W	18-4
4/15	at Sul Ross State	L	12-6
4/16	at Sul Ross State	L	4-2
4/16	at Sul Ross State	L (11)	5-4
4/20	at N.M. Highlands	W	4-2
4/20	at N.M. Highlands	L	6-1
4/23	WEST TEXAS STATE	W	23-3
4/30	N.M. HIGHLANDS	L	5-4
4/30	N.M. HIGHLANDS	W	13-6

**PLAYERS:** Pitchers- Charles Flanagin, Woodrow Johnson, Zan Miles, Roger MacEvans, Del Ray Mounts. Catchers- Elton Howard. Infielders- Bruce Boyd 1B, Joe Reeves 2B, Tommy Prichard 3B, Lawrence Savage 3B. Outfielders- Ken Warren, George Gibson, Bill Dean.

## 1961: 13-5

Date	Opponent	W/L	Score
3/10	N.M. HIGHLANDS	W	3-2
3/10	N.M. HIGHLANDS	W (9)	3-2
3/11	N.M. HIGHLANDS	W (11)	4-3
3/21	PANHANDLE STATE	W	10-6
3/21	PANHANDLE STATE	W	10-0
3/31	COLORADO	L	18-6
3/31	COLORADO	L	12-7
4/3	at N.M. Highlands	W	8-4
4/3	at N.M. Highlands	L	8-3
4/4	at N.M. Highlands	L	9-6
4/4	at N.M. Highlands	W	13-7
4/8	WEST TEXAS STATE	W	4-0
4/8	WEST TEXAS STATE	W	3-0
4/15	at West Texas State	W	12-2
4/15	at West Texas State	W	17-1
4/21	SW OKLAHOMA STATE	W	5-4
4/28	at Panhandle State	W	16-5
4/29	at SW Oklahoma State	L	6-4

**PLAYERS:** Pitchers- Butch Howard, Dennis Willeit, Cagle Davis, Yippy Rankin, Barry Scott, Ramey Brandon, Mike Bromley. Catchers- Billy Williams. Infielders- Charles Harrison 3B, Darwin Hilliard 1B, Doug Gibbins SS. Outfielders- Bill Dean, George Gibson, Dean Horton.

## 1962: 15-11

Date	Opponent	W/L	Score
3/9	N.M. HIGHLANDS	W	7-4
3/9	N.M. HIGHLANDS	L	5-1
3/10	N.M. HIGHLANDS	W	6-5
3/17	SW OKLAHOMA STATE	W	8-7
3/20	DENVER	W	6-3
3/20	DENVER	W	8-6
3/21	DENVER	W	7-3
3/26	at TCU	L	7-5
3/28	at Abilene Christian	W	2-1
3/28	at Abilene Christian	L	2-0
3/30	at Sul Ross State	L	5-1
3/31	at Sul Ross State	L	6-5
3/31	at Sul Ross State	L	4-1
4/2	E. NEW MEXICO	W	2-1
4/2	E. NEW MEXICO	W	+2-0

4/9	at N.M. Highlands	L	8-7
4/9	at N.M. Highlands	W	3-1
4/10	at N.M. Highlands	W	4-1
4/12	at Eastern New Mexico	L	3-2
4/12	at Eastern New Mexico	W	4-3
4/19	NEW MEXICO	W	6-3
4/20	NEW MEXICO	W	7-3
4/21	NEW MEXICO	L	10-6
4/24	ABILENE CHRISTN L(10)	L	2-1
4/24	ABILENE CHRISTN	W	7-1
4/28	SW OKLAHOMA STATE	L	9-3

**PLAYERS:** Pitchers- Ramey Brandon, Mike Woods, George Nichols, Frank Ray. Catchers- Doug Cannon, Billy Gayle Wilson. Infielders- Chuck Harrison SS, Richard Barker 3B, Bob White 1B, Sonny Sosnowy 1B, Joe Dee Barlow 3B, Ronnie Ayers 2B, Bob Fouts 2B, Robert White INF, Outfielders- Walter "Yippi" Rankin, James Perry, Jimmy Wickham, Darwin Hilliard, Ronald Caffee, Bill Easterwood, Doug Gibbins, Cagle Davis, Roger MacEvans, Carl Goode, Carlos Hendrick, Glen Gary, Gary Schessler, Guy Davis.

## 1963: 11-11


Date	Opponent	W/L	Score
3/9	at TCU	L	21-2
3/10	at TCU	L	10-0
3/16	SW OKLAHOMA ST	W	5-3
3/16	SW OKLAHOMA ST	L	7-4
3/25	ABILENE CHRISTIAN	L	1-0
3/25	ABILENE CHRISTIAN	W	1-0
4/6	N.M. HIGHLANDS	W	5-2
4/6	N.M. HIGHLANDS	W	3-0
4/9	at Sul Ross State	L	13-2
4/10	at Sul Ross State	L	6-5
4/10	at Sul Ross State	L	3-1
4/16	ABILENE CHRISTIAN	L	7-6
4/16	ABILENE CHRISTIAN	W	7-4
4/20	E. NEW MEXICO	W	10-6
4/20	E. NEW MEXICO	W	11-7
4/26	at N.M. Highlands	L	4-3
4/26	at N.M. Highlands	W	4-3
4/27	N.M. HIGHLANDS	W	7-4
4/29	at SW Oklahoma St.	W	1-0
4/29	at SW Oklahoma St.	W	14-7
5/4	at Eastern New Mexico	L	9-7
5/4	at Eastern New Mexico	W	8-3

**PLAYERS:** Pitchers- Morris "Moose" Dudley, David Tarter, Kippy Williams, Frank Ray, Joe Fox, Ramey Brandon, George Nichols, Bill Easterwood. Catchers- Billy Williams, Doug Cannon. Infielders- Ronnie Ayers 2B, Bob White 1B, Foy Williams SS, Richard Perry 3B, Jerry Wiley. Outfielders- Walter Rankin, Jim Murrell, Larry Thorne.

## 1964: 10-15

Date	Opponent	W/L	Score
3/13	at Abilene Christian	L	2-1
3/13	at Abilene Christian	W	3-2
3/23	E. NEW MEXICO	W	16-2
3/23	E. NEW MEXICO	W	16-0
3/27	at TCU	L	9-3
3/28	at TCU	W	7-6
4/3	N.M. HIGHLANDS	L	4-0
4/3	N.M. HIGHLANDS	L	5-2
4/4	N.M. HIGHLANDS	L	3-2
4/4	N.M. HIGHLANDS	L	4-0
4/6	at Texas A&M	L	12-2
4/10	at Sul Ross State	L	1-0
4/11	at Sul Ross State	L	6-2
4/11	at Sul Ross State	L	6-3
4/17	at E. New Mexico	L	7-0
4/17	at E. New Mexico	W	14-4
4/21	ABILENE CHRISTIAN	W	15-5
4/21	ABILENE CHRISTIAN	W	15-1
4/24	at N.M. Highlands	W	4-1
4/24	at N.M. Highlands	W	9-0
4/25	at N.M. Highlands	L	6-5
4/25	at N.M. Highlands	L	7-3

# THE RECORD BOOK



J.J. Varney (1992-93)

4/27 at SW Oklahoma St. L 5-4  
4/27 at SW Oklahoma St. L 12-0  
5/8 SW OKLAHOMA ST L 16-11

**PLAYERS:** Pitchers- Kippy Williams, Morris Dudley, Joe Fox, Frank Ray, David Tarter. Catchers- Doug Cannon. Infielders- Foy Williams SS, John Dudley 1B, Ronny Holly 2B, Richard Perry 3B. Outfielders- Robert Fielder, Ronnie Ayers, Jim Miller, Steve Reed, Richard Thorne, Donny Anderson. **COACHES:** Berl Huffman, James Schiermeyer

## 1965: 7-16

Date	Opponent	W/L	Score
N/A	N.M. HIGHLANDS	W	6-5
N/A	N.M. HIGHLANDS	W	6-2
N/A	N.M. HIGHLANDS	W	6-3
N/A	SUL ROSS STATE	L	8-4
N/A	SUL ROSS STATE	L	5-0
3/25	MISSOURI	L	6-3
3/26	MISSOURI	L	26-3
N/A	NEW MEXICO	L	13-5
N/A	NEW MEXICO	L	5-4
N/A	NEW MEXICO	L	11-4
3/31	at New Mexico State	W	11-1
4/1	at New Mexico State	W	9-5
N/A	at Texas Western	W	5-4
N/A	ABILENE CHRISTIAN	W	11-1
N/A	ABILENE CHRISTIAN	L	10-3
N/A	TCU	L	7-2
N/A	TCU	L	12-11
N/A	TCU	L	3-0
N/A	TEXAS A&M	L	13-1
N/A	N.M. HIGHLANDS	L	6-0
N/A	N.M. HIGHLANDS	L	7-5
N/A	N.M. HIGHLANDS	L	11-9

**PLAYERS:** Pitchers- Eldon Fox, Stan Coffee, Robert Hays, Joe Fox, Morris Dudley, David Tarter. Catchers- Teddy Roberts, Steve Reed, Larry Anderson, Don Noah, Joe Schuessler. Infielders- Bob Colvard, Foy Williams, John Dudley, Glen Kuehler, Richard Perry, Lee Watts, Larry Kroeger, Ronnie Latham. Outfielders- Chris Galanos, Ronny Holly, Larry Thorne, Eldon Frost, Bob Fielder, Dick Bartley, Donny Anderson, Keller Smith, Fed Wilkerson.

## 1966: 10-13

Date	Opponent	W/L	Score
3/4	NEW MEXICO	W	1-0
3/4	NEW MEXICO	L	3-1
3/5	NEW MEXICO	L	12-6
3/11	SUL ROSS STATE	L	10-5
3/12	SUL ROSS STATE	L	8-7
3/12	SUL ROSS STATE	L	9-4
3/19	at West Texas State	W	7-0
3/19	at West Texas State	W	2-0
3/25	SE OKLAHOMA ST	W	8-1
3/25	SE OKLAHOMA ST	W	12-6
4/1	at Reese AFB	L	6-1
4/8	at TCU	L (11)	4-3
4/9	at TCU	L (11)	5-4
4/9	at TCU	L	8-7
4/12	at SMU	W	26-5
4/18	at SE Oklahoma State	L (17)	2-1
4/18	at SE Oklahoma State	L	4-0
4/27	WEST TEXAS STATE	W	4-2
4/27	WEST TEXAS STATE	W	17-0
4/30	at Abilene Christian	L	1-0
4/30	at Abilene Christian	L	3-2
5/7	ABILENE CHRISTIAN	W	7-2
5/7	ABILENE CHRISTIAN	W	6-5

**PLAYERS:** Pitchers- Norman Gilpin, Bob Weber, Eldon Fox, David Callerman, Robert Hayes, Richard Bartley, Pat Abbott, Ronnie Holly. Catchers- Eddie Luig, Don Nash, Larry Anderson, Dave Bourland. Infielders- John Dudley 1B, Glen Kuehler 1B, Jerry Haggard 2B, John McIntyre SS, Bruce Boyd. Outfielders- Richard Bartley, Jimmy Murrell, Norman Schussler, Jerry Kolander, Eddie Stiles, Lee Watts, Jimmy Miller, Chris Galanos, Eldon Frost, Don Champion.

## SEASON NOTES

• David Callerman ranked No. 11 in nation with 1.17 ERA.

## 1967: 14-16

Date	Opponent	W/L	Score
3/3	N.M. HIGHLANDS	L	6-1
3/3	N.M. HIGHLANDS	W	7-6
3/4	N.M. HIGHLANDS	W	3-1
3/8	at TCU	L	3-1
3/8	at TCU	L	4-2
3/9	at SMU	L	7-3
3/10	at SMU	L	5-1
3/16	TEXAS WESTERN	W	13-4
3/16	TEXAS WESTERN	L	4-1
3/17	TEXAS WESTERN	L	2-0
3/27	BAYLOR	L	12-8
3/28	BAYLOR	L	5-3
4/3	at Texas A&M	L	10-1
4/4	at Texas A&M	W	6-4
4/7	at New Mexico	L	5-3
4/7	at New Mexico	L	4-3
4/8	at New Mexico	L	9-4
4/21	SUL ROSS STATE	W	5-4
4/21	SUL ROSS STATE	W	6-5
4/22	SUL ROSS STATE	W	7-6
4/29	ABILENE CHRISTIAN	L	1-0
4/29	ABILENE CHRISTIAN	W	19-1
5/2	E. NEW MEXICO	W	6-4
5/2	E. NEW MEXICO	W	2-1
5/6	at Abilene Christian	L	4-2
5/6	at Abilene Christian	L	5-0
5/9	at Eastern New Mexico	W	5-3
5/9	at Eastern New Mexico	W	4-3
5/12	PAN AMERICAN	W	2-0
5/13	PAN AMERICAN	W	4-3 (12)

**PLAYERS:** John McIntyre SS-CF, Frost, Cox, Don Champion, Jimmy Murrell, Saunders, Norman Schuessler, Jerry Kolander, Stiles, Hampton, Bo Keith C.

## 1968: 9-20

### SWC: 2-15

Date	Opponent	W/L	Score
3/1	N.M. HIGHLANDS	W	7-3
3/2	N.M. HIGHLANDS	L	6-1
3/7	at Sul Ross State	W	1-0
3/8	at Sul Ross State	L	3-2
3/15	at UTEP	W	2-0
3/16	at UTEP	L	4-3
3/22	TEXAS	L	7-5
3/22	TEXAS	L	7-2
3/23	TEXAS	L	2-1
3/29	at Rice	L	2-0
3/29	at Rice	L	8-2
3/30	at Rice	W	8-1
4/5	at SMU	L	7-2
4/5	at SMU	L	4-2
4/6	at SMU	L	6-4
4/9	at Pan American	W	2-0
4/10	at Pan American	W	3-1
4/11	at Pan American	L	2-0
4/12	at Pan American	L	4-0
4/19	TEXAS A&M	W	13-11
4/19	TEXAS A&M	L	17-6
4/20	TEXAS A&M	L	21-6
4/26	ABILENE CHRISTIAN	W	4-3
4/27	ABILENE CHRISTIAN	W	3-1
5/3	at TCU	L	3-0
5/3	at TCU	L	7-2
5/4	at TCU	L	6-2
5/11	BAYLOR	L	3-2
5/11	BAYLOR	L	4-1

**PLAYERS:** Pitchers- Buddy Hampton, Gary Washington, Larry York, Monte Van Stavern, Pat McKean, Steve Hurt. Catchers- Max Martin. Infielders- Don Champion 1B, John McIntyre SS-OF, Jerry Haggard 2B, Jim Montgomery SS, Donny Parsons INF, Johnny Owens INF. Outfielders- Randy Walker, Don McKee.

## 1969: 13-13

### SWC: 9-6

Date	Opponent	W/L	Score
3/1	at Hardin-Simmons	W	6-5
3/3	at Pan American	L	11-0
3/4	at Pan American	W	2-1
3/5	at Pan American	L	2-0
3/7	at UTEP	L	4-2
3/7	at UTEP	L	5-2
3/8	at UTEP	L	5-2
3/22	N.M. HIGHLANDS	W	14-9
3/22	N.M. HIGHLANDS	W	4-3
3/23	N.M. HIGHLANDS	L	11-6
3/28	at Baylor	W	6-1
3/28	at Baylor	L	7-4
3/29	at Baylor	W	4-0
4/4	SMU	W	2-0
4/4	SMU	W	4-0
4/5	SMU	L	8-6
4/12	at Texas A&M	W	1-0
4/18	RICE	W	6-4
4/18	RICE	L	3-0
4/19	RICE	W	8-5
4/25	at Texas	W	2-1
4/25	at Texas	L	12-1
4/26	at Texas	L	6-2
5/2	TCU	L	6-4
5/2	TCU	W	4-1
5/3	TCU	L	10-3

**PLAYERS:** Pitchers- Pat McKean, Mike Muschalek, Jack Pierce, Monte Van Stavern, Gary Washington, Larry York, Ruben Garcia. Catchers- Max Martin. Infielders- John Owens 3B, Len Schenk INF, Dick Shaw INF, Jerry Haggard 2B, Jim Montgomery SS. Outfielders- Steve Hurt, Don McKee, Randy Walker.

# THE RECORD BOOK

## 1970: 12-16-1 SWC: 5-10

Date	Opponent	W/L	Score
2/28	at Hardin-Simmons	W	15-10
3/2	at Pan American	L	3-0
3/3	at Pan American	W	4-2
3/4	at Pan American	W	6-4
3/5	at Pan American	L	6-4
3/5	at Pan American	L	6-0
3/13	UTEP	W	4-3
3/13	UTEP	L	3-0
3/14	UTEP	W (10)	2-1
3/20	N.M. HIGHLANDS	L	4-1
3/20	N.M. HIGHLANDS	T (8)	1-1
3/25	at Trinity	L	10-9
3/26	at Rice	L	7-0
3/26	at Rice	L	6-4
3/27	at Rice	L	2-1
3/30	WEST TEXAS STATE	W	13-0
3/30	WEST TEXAS STATE	W	4-2
4/4	TEXAS	L	4-0
4/4	TEXAS	L	6-3
4/10	at TCU	L	1-0
4/10	at TCU	L	2-1
4/11	at TCU	W	7-4
4/18	TEXAS A&M	L	3-0
4/18	TEXAS A&M	L	6-4
4/25	at SMU	W	11-2
4/25	at SMU	L	4-3
5/1	BAYLOR	W	5-3
5/1	BAYLOR	W	4-2
5/2	BAYLOR	W	14-2

**PLAYERS:** Pitchers- Ruben Garcia, Jack Pierce, Robert Geurin, Doug Ham, Gilbert Vasquez, Mike Muschalek, Pat McKean, Monte Van Stavert, Gary Washington. Catchers- Max Martin. Infielders- Johnny Owens 3B, Jerry Ballard INF, Len Schenk INF, Dick Shaw INF. Outfielders- Randy Walker, Cecil Norris, Don Spain:

## 1971: 26-14 SWC: 11-7

Date	Opponent	W/L	Score
2/27	at Hardin-Simmons	W	8-6
3/1	at Pan American	L	6-0
3/2	at Pan American	L	5-4
3/2	at Pan American	L	7-3
3/3	at Pan American	L	3-1
3/3	at Pan American	L	3-1
3/5	at St. Mary's	W	4-0
3/5	at St. Mary's	W	7-2
3/6	at Trinity	W	6-1
3/6	at Trinity	L	4-3
3/12	vs. UTEP (Odessa)	W	4-0
3/12	vs. UTEP (Odessa)	W	6-3
3/13	vs. UTEP (Odessa)	W	17-5
3/13	vs. UTEP (Odessa)	W	17-4
3/16	HARDIN-SIMMONS	W	7-1
3/16	HARDIN-SIMMONS	W	4-1
3/19	at Texas	L	1-0
3/19	at Texas	L	9-3
3/20	at Texas	W	6-4
3/26	N.M. HIGHLANDS	W	4-2
3/26	N.M. HIGHLANDS	W	7-1
3/27	N.M. HIGHLANDS	W	2-1
3/27	N.M. HIGHLANDS	W	5-4
3/30	LUBBOCK CHRISTIAN	L	9-8
3/30	LUBBOCK CHRISTIAN	W	10-4
4/2	SMU	W	4-0
4/2	SMU	W	4-3
4/3	SMU	W	18-4
4/7	RICE	W	8-0
4/7	RICE	W	8-7
4/8	RICE	W	6-4
4/16	at Texas A&M	L	3-2
4/16	at Texas A&M	L	1-0
4/17	at Texas A&M	L	12-7
4/23	at Baylor	W	1-0
4/23	at Baylor	L	6-3
4/24	at Baylor	L	6-5
4/30	TCU	W	4-1

4/30	TCU	W	3-1
5/1	TCU	W	6-1

**PLAYERS:** Pitchers- Steve Brock, John Bickley, Ted Capka, Ruben Garcia, Robert Guerin, Doug Ham, Jack Pierce, Randy Prince, Larry Knight. Catchers- David Hazzard, David Vogele. Infielders- Doug Ault 1B, Jerry Ballard INF, Barry Hoffpauir SS, Joe Jordan INF, Steve Morris INF, John Owens 3B, Don Spain INF. Outfielders- Roy Carver, Cecil Norris, Randy Walker.

## 1972: 23-19 SWC: 6-12

Date	Opponent	W/L	Score
2/26	at Hardin-Simmons	W	9-1
2/26	at Hardin-Simmons	W	2-0
3/3	at UTEP	W	5-1
3/3	at UTEP	L	3-2
3/4	at UTEP	W	15-4
3/4	at UTEP	W	10-3
3/6	at Arizona	W	5-2
3/6	at Arizona	L	25-4
3/7	at Arizona	L	5-4
3/7	at Arizona	L	7-3
3/8	at Arizona	L	3-2
3/8	at Arizona	L	4-3
3/10	at UTEP	W	11-3
3/10	at UTEP	L	2-1
3/11	at UTEP	W	9-5
3/11	at UTEP	W	16-1
3/17	N.M. HIGHLANDS	W	4-0
3/17	N.M. HIGHLANDS	W	3-1
3/18	N.M. HIGHLANDS	W	7-1
3/18	N.M. HIGHLANDS	W	9-1
3/21	HARDIN-SIMMONS	W	5-0
3/21	HARDIN-SIMMONS	W	14-3
3/24	at TCU	L	4-3
3/24	at TCU	L	3-2
3/25	at TCU	L	4-3
3/31	TEXAS	L	5-3
3/31	TEXAS	W	5-4
4/1	TEXAS	L	12-10
4/2	at SMU	W	8-4
4/2	at SMU	L	9-7
4/3	at SMU	L	9-8
4/11	LUBBOCK CHRISTIAN	W	7-2
4/11	LUBBOCK CHRISTIAN	W	4-2
4/14	TEXAS A&M	W	10-6
4/14	TEXAS A&M	L	21-3
4/15	TEXAS A&M	L	9-6
4/21	BAYLOR	W	8-0
4/21	BAYLOR	W	9-4
4/22	BAYLOR	W	10-3
4/28	at Rice	L	4-3
4/28	at Rice	L	3-2
4/29	at Rice	L	4-3

**PLAYERS:** Pitchers- John Bickley, Steve Brock, Ruben Garcia, Jerry Lee, Randy Prince, Rod Roberts, Monty Barnes. Catchers- David Vogle, John Wilkes, James Boss. Infielders- Doug Ault 1B, Rob Christensen INF, Rob Kilmer INF, Bobby Lewis 2B, Gary Pumpfrey INF, Rick Weaver INF, Bob Wiebe INF, Eddie Cervantes INF, Ronnie Mattson INF, Tommy McMillan INF. Outfielders- Gary Barrick, Cecil Norris, Steve Cusack, Larry Drown, Randy Little.

**SEASON NOTES**  
• Doug Ault led nation in batting average (.473)

## 1973: 12-16 SWC: 6-10

Date	Opponent	W/L	Score
2/26	at Arizona	L	5-0
2/27	at Arizona	L	8-2
2/28	at Arizona	W	3-1
3/2	at UTEP	W	7-3
3/2	at UTEP	L	6-5
3/3	at UTEP	W	4-1
3/3	at UTEP	W	2-1

3/9	N.M. HIGHLANDS	W	2-0
3/13	UTEP	L	5-4
3/13	UTEP	W	1-0
3/16	at Texas A&M	L	11-4
3/16	at Texas A&M	W	6-2
3/17	at Texas A&M	W	4-3
3/24	SMU	W	1-0
3/27	N.M. HIGHLANDS	L	7-4
3/27	N.M. HIGHLANDS	L	5-1
3/30	RICE	W	3-1
3/30	RICE	L	3-2
3/31	RICE	L	4-2
4/6	at Texas	L	6-2
4/6	at Texas	L	9-0
4/13	at Baylor	L	5-3
4/13	at Baylor	L	3-1
4/20	at Houston	L	8-5
4/20	at Houston	L	6-5
4/27	TCU	L	9-0
4/27	TCU	W	5-4
4/28	TCU	W	4-0

**PLAYERS:** Pitchers- Louis Avery, John Bickley, Steve Brock, Ruben Garcia, Jerry Lee, Louis Lmas, Randy Prince. Catchers- Steve Grimmer, James Boss, Infielders- Eddie Cervantes, Steve Joyner, Rod Kilmer, Ronnie Mattson, Tommy McMillan, Ric Weaver. Outfielders- Gary Barrick, Steve Cusack, Larry Crown, Ronny Dunaivent, Bobby Lewis, Randy Little, Cecil Norris.

## 1974: 11-22 SWC: 9-15

Date	Opponent	W/L	Score
2/15	at Arizona	L	10-0
2/16	at Arizona	L	10-0
2/16	at Arizona	L	12-1
2/18	at Grand Canyon	L	17-0
2/19	at Grand Canyon	W	2-0
2/20	at Grand Canyon	L	4-0
2/21	at Grand Canyon	L	9-3
3/9	N.M. HIGHLANDS	W	8-0
3/10	N.M. HIGHLANDS	L	3-2
3/15	TEXAS	W	5-3
3/15	TEXAS	L	5-0
3/16	TEXAS	L	16-0
3/22	RICE	L	4-3
3/22	RICE	L	4-3



Tim Tadlock provided steady infield and hitting from 1990-91 and is now an assistant at OU.

# THE RECORD BOOK



Jason Totman, a 1995 All-American, was named the SWC Tournament MVP in 1995.



Jon Slack (2002) was a fifth-round draft pick by the New York Mets in 2002.

3/23 RICE	L	4-3
3/25 at Trinity	L	8-3
3/26 at St. Mary's	W	2-0
3/29 HOUSTON	L	11-3
3/29 HOUSTON	W	5-4
3/30 HOUSTON	L	12-6
4/5 SMU	L	11-9
4/5 SMU	W	6-5
4/6 SMU	W	2-1
4/12 TEXAS A&M	W	15-13
4/12 TEXAS A&M	W	4-1
4/13 TEXAS A&M	L	5-3
4/19 at Arkansas	L	9-3
4/19 at Arkansas	L	15-6
4/20 at Arkansas	L	7-6
4/26 BAYLOR	W	6-5 (10)
4/26 BAYLOR	W	6-4
4/27 BAYLOR	L	8-5

**PLAYERS:** Pitchers- John Bickley, Bill Blankenship, Steve Brock, Jon Davidson, Jerry Lee, Randy Prince, Roger Sparrow, Clint Wall, Mike Williams. Infielders- Gary Ashby 1B, Bryan Cowan 1B, Pat Foster 3B, Rob Kilmer INF, Randy Little 2B, Ronnie Mattson SS, Tom McMillan INF, Ric Weaver 1B, Bob Wiebe 2B. Outfielders- Mike Bewley, Larry Drown, Jim Horton, Paul Johnston, Louis Perez, Gary Sims.

## 1975: 22-23 SWC: 9-15

Date	Opponent	W/L	Score
2/14	at UTEP	L	3-0
2/14	at UTEP	L	3-1
2/15	at UTEP	W	14-4
2/21	at Hardin-Simmons	L	6-0
2/22	at Hardin-Simmons	W	7-1
2/28	TCU	L	11-10
3/1	TCU	L	5-0
3/1	TCU	W	4-3
3/8	UTEP	W	1-0
3/8	UTEP	L	4-3
3/9	UTEP	L	6-1
3/9	UTEP	W	5-0
3/14	at Texas	L	7-1
3/15	at Texas	L	7-1
3/15	at Texas	L	14-1
3/19	N.M. HIGHLANDS	W	6-4
3/19	N.M. HIGHLANDS	W	3-1

3/21 at Rice	W	9-5
3/21 at Rice	W	29-7
3/22 at Rice	W	11-10
3/24 at Abilene Christian	W	4-2
3/24 at Abilene Christian	W	4-1
3/25 at Trinity	W	10-1
3/25 at Trinity	L	N/A
3/26 vs. Nebraska-Omaha	L	N/A
3/26 at St. Mary's	L	N/A
3/28 HOUSTON	L	5-2
3/28 HOUSTON	L	5-4
3/29 HOUSTON	L	6-0
4/4 SMU	L	20-4
4/4 SMU	W	11-2
4/5 SMU	L	9-5
4/11 TEXAS A&M	L	4-0
4/11 TEXAS A&M	L	1-0
4/12 TEXAS A&M	W	7-4
4/18 ARKANSAS	W	14-5
4/18 ARKANSAS	W	13-11
4/19 ARKANSAS	L	6-4
4/22 ABILENE CHRISTIAN	W	9-5
4/22 ABILENE CHRISTIAN	W	11-0
4/25 at Baylor	W	6-5
4/25 at Baylor	L	6-4
4/26 at Baylor	W	8-5

**PLAYERS:** Pitchers- Jon Davidson, Kim Hunter, Paul Johnston, Jerry Lee. Catchers- Tom Haley, Pat Loter. Infielders- Gary Ashby, Ron Mattson, Tom McMillan, Bob Wiebe. Outfielders- Kim Nikkel, Mike Bewley, Bryan Cowan, Jim Horton.

## SEASON NOTES

• Ronnie Mattson ranked No. 4 in nation in triples (0.18 per game).

## 1976: 32-21 SWC: 10-11

Date	Opponent	W/L	Score
2/20	at Hardin-Simmons	W	9-4
2/20	at Hardin-Simmons	W	13-4
2/21	at Hardin-Simmons	L	5-0
2/21	at Hardin-Simmons	W	7-2
2/27	at Texas Lutheran	W	5-2
2/27	at Texas Lutheran	W	2-0
2/28	at St. Mary's	W	1-0
2/28	at St. Mary's	W	13-0
3/12	HOUSTON	L	4-2
3/13	HOUSTON	L	1-0

3/13 HOUSTON	L	5-4
3/16 at Midwestern State	L	6-5
3/16 at Midwestern State	W	9-0
3/17 at American Christian	W	7-4
3/17 at American Christian	L	14-9
3/19 at Arkansas	L	5-4
3/20 at Arkansas	L	4-3
3/20 at Arkansas	L	10-2
3/22 at Oklahoma City	L	3-2
3/22 at Oklahoma City	W	7-1
3/23 at Oklahoma	L	3-0
3/23 at Oklahoma	L	7-0
3/24 at Oklahoma City	L	3-0
3/24 at Oklahoma City	L	4-1
3/25 at SW Oklahoma St.	W	12-4
3/25 at SW Oklahoma St.	W	10-7
3/26 HARDIN-SIMMONS	L	11-3
3/26 HARDIN-SIMMONS	W	7-3
3/27 HARDIN-SIMMONS	W	N/A
3/27 HARDIN-SIMMONS	W	N/A
4/2 SMU	W	10-4
4/3 SMU	W	9-1
4/3 SMU	W	8-5
4/6 ABILENE CHRISTIAN	W	5-2
4/6 ABILENE CHRISTIAN	W	16-1
4/9 at TCU	L	3-2
4/10 at TCU	W	11-5
4/10 at TCU	L	9-5
4/13 Amarillo Gold Sox	L	N/A
4/16 BAYLOR	W	8-7
4/17 BAYLOR	W	12-10
4/17 BAYLOR	W	6-5
4/20 at Abilene Christian	L	4-3
4/20 at Abilene Christian	W	10-0
4/21 at Trinity	W	7-1
4/21 at Trinity	W	8-3
4/23 at Rice	L	7-6
4/24 at Rice	W	13-5
4/24 at Rice	W	5-1
4/30 TEXAS	W	4-3
5/1 TEXAS	L	14-5
5/1 TEXAS	L	14-3

**PLAYERS:** Pitchers- Lloyd Cummings, Doug House, Kim Hunter, Mark LePori, Van Morin. Catchers- Tom Haley, Bob Harris, Pat Loter, Scott Leimgruber. Infielders- Gary Ashby 1B, Pat Foster, Ernie Hrlieph 3B, Gary Long, Ron Mattson, Tom McMillan, Craig Nix. Outfielders- Mike Bewley, Bryan Cowan, Paul Johnston, John Keller, Gary Sims.

## 1977: 25-24 SWC: 12-12

Date	Opponent	W/L	Score
2/14	UT-ARLINGTON	W	8-3
2/14	UT-ARLINGTON	W	12-3
2/15	UT-ARLINGTON	W	15-0
2/15	UT-ARLINGTON	W	19-2
2/18	at Hardin-Simmons	L	2-0
2/18	at Hardin-Simmons	W	12-4
2/19	at Hardin-Simmons	L	8-0
2/19	at Hardin-Simmons	L	2-1
2/25	at Texas	L	9-3
2/26	at Texas	L	6-5
2/26	at Texas	L	11-0
3/1	HARDIN-SIMMONS	L	9-3
3/1	HARDIN-SIMMONS	W	11-5
3/4	TEXAS A&M	L	5-3
3/5	TEXAS A&M	W	7-6
3/5	TEXAS A&M	W	6-5
3/8	at Southwestern	L	6-1
3/8	at Southwestern	W	13-8
3/9	ST. EDWARD'S	W	12-7
3/9	ST. EDWARD'S	L	3-2
3/11	at Houston	W	13-9
3/12	at Houston	W	8-6
3/12	at Houston	L	9-4
3/21	at New Mexico	L	7-5
3/22	at New Mexico	L	5-1
3/22	at New Mexico	W	2-0
3/23	vs. N.M. Highlands	W	16-5



# THE RECORD BOOK

3/23	at New Mexico	L	8-3
3/24	vs. N.M. Highlands	W	18-7
3/24	at New Mexico	L	7-5
3/25	vs. Colorado State	L	9-6
3/26	vs. Colorado State	W	12-1
4/1	at SMU	W	10-8
4/2	at SMU	L	5-4
4/2	at SMU	W	11-7
4/8	TCU	W	11-7
4/9	TCU	W	4-2
4/9	TCU	L	17-3
4/12	HARDIN-SIMMONS	L	2-1
4/12	HARDIN-SIMMONS	W	13-7
4/15	at Baylor	L	4-0
4/16	at Baylor	L	6-1
4/16	at Baylor	L	15-3
4/22	RICE	W	5-0
4/23	RICE	W	4-3
4/23	RICE	W	4-3

**PLAYERS:** Pitchers- Mike Bewley, Tom Black, Lanny Garcia, Doug House, Gary Rutherford. Catchers- Rob Harris, Scott Leimgruber. Infielders- Gary Ashby 1B, Pat Foster, Ernie Helweg, Craig Nix, Craig Noonan, Johnny Vestal, Brooks Wallace. Outfielders- Mike Bewley, Bryan Cowan, Paul Johnston, John Keller, Gary Sims.

## 1978: 23-25

### SWC: 8-16

Date	Opponent	W/L	Score
2/17	at Hardin-Simmons	W	6-5
2/17	at Hardin-Simmons	W	13-7
2/18	at Hardin-Simmons	L	5-0
2/18	at Hardin-Simmons	W	8-5
2/24	at St. Mary's	W	3-2
2/24	at St. Mary's	L	4-2
2/25	at Trinity	W	8-5
2/25	at Trinity	L	5-4
3/1	at Texas Lutheran	W	13-4
3/1	at Texas Lutheran	L	4-1
3/3	at Rice	L	2-1
3/4	at Rice	L	2-1
3/4	at Rice	W	5-4
3/10	BAYLOR	L	12-3
3/11	BAYLOR	W	4-0
3/11	BAYLOR	W	5-1
3/14	HARDIN-SIMMONS	L	3-1
3/14	HARDIN-SIMMONS	L	3-2
3/17	at TCU	W	12-11
3/18	at TCU	L	3-0
3/18	at TCU	W	8-6
3/20	WICHITA STATE	W	7-6
3/20	WICHITA STATE	W	8-5
3/21	WICHITA STATE	W	8-3
3/21	WICHITA STATE	W	7-5
3/22	WICHITA STATE	L	14-2
3/22	WICHITA STATE	L	9-8
3/24	SMU	W	7-3
3/25	SMU	L	7-4
3/25	SMU	L	4-1
3/31	NORTH TEXAS	W	13-8
3/31	NORTH TEXAS	W	12-6
4/1	NORTH TEXAS	W	18-2
4/1	NORTH TEXAS	W	12-11
4/4	at Oral Roberts	L	8-3
4/4	at Oral Roberts	L	3-1
4/7	at Arkansas	L	6-1
4/8	at Arkansas	L	13-2
4/8	at Arkansas	L	2-1
4/14	HOUSTON	L	7-2
4/15	HOUSTON	W	2-1
4/15	HOUSTON	L	12-10
4/21	at Texas A&M	L	4-2
4/22	at Texas A&M	L	5-0
4/22	at Texas A&M	L	2-1
4/28	TEXAS	L	14-4
4/29	TEXAS	L	5-0
4/29	TEXAS	W	8-7

**PLAYERS:** Pitchers- Robert Bryant, Rick Hall, Chuck Johnson, Mark Johnston, Gary Moyer, David Bolton, Larry Womble,

Kenny Cogdell, Steve Edler, Steve Whittton. Catchers- Dan Hejl, Scott Leimgruber. Infielders- Rusty Laughlin, Craig Noonan, Johnny Vestal, Brooks Wallace. Outfielders- Mike Farmer, John Keller, Randy Newton, Larry Selby.

## 1979: 16-23

### SWC: 9-15

Date	Opponent	W/L	Score
2/19	at Hardin-Simmons	W	5-1
2/19	at Hardin-Simmons	W	7-5
2/24	at St. Mary's	W	14-9
2/24	at Texas Lutheran	W	4-0
2/25	at St. Mary's	L	5-0
2/25	at Texas Lutheran	L	5-1
2/27	HARDIN-SIMMONS	L	5-4
2/27	HARDIN-SIMMONS	W	11-5
3/2	RICE	L	9-6
3/3	RICE	L	7-0
3/3	RICE	W	15-7
3/9	at Baylor	L	4-2
3/10	at Baylor	W	5-0
3/10	at Baylor	L	4-0
3/16	TCU	W	11-10
3/17	TCU	L	8-1
3/17	TCU	W	18-4
3/23	at SMU	W	6-2 (11)
3/24	at SMU	L	5-3
3/24	at SMU	W	11-4
3/26	at Wichita State	L	11-6
3/27	at Wichita State	W	11-8
3/27	at Wichita State	L	6-5
3/28	at Wichita State	L	6-5
3/28	at Wichita State	L	7-6
4/6	ARKANSAS	W	9-8
4/7	ARKANSAS	L	12-9
4/7	ARKANSAS	L	6-2
4/8	vs. Amarillo Gold Sox	L	9-6
4/10	at St. Mary's	L	8-6
4/11	at Trinity	W	9-1
4/13	at Houston	L	11-1
4/14	at Houston	L	7-2
4/14	at Houston	L	6-1
4/20	TEXAS A&M	L	9-0
4/21	TEXAS A&M	W	6-5
4/21	TEXAS A&M	W	3-2
4/27	at Texas	L	4-1
4/28	at Texas	L	3-1
4/28	at Texas	L	5-1

**PLAYERS:** Pitchers- David Bolton, Robert Bryant, Gil Goulding, Rick Hall, Derek Hatfield, Steve Ibarquien, Chuck Johnson, Mark Johnston, Gary Moyer. Catchers- Scott Leimgruber, Dan Hejl. Infielders- Rusty Laughlin, Craig Noonan, Johnny Vestal, Brooks Wallace. Outfielders- Mike Farmer, John Keller, Randy Newton, Larry Selby.

## 1980: 28-23-1

### SWC: 14-10

Date	Opponent	W/L	Score
2/15	at St. Mary's	L	12-3
2/15	at St. Mary's	W	4-2
2/16	at Texas Lutheran	L	10-2
2/16	at Texas Lutheran	W	4-1
2/22	at Hardin-Simmons	L	2-1
2/22	at Hardin-Simmons	W	18-5
2/23	at Hardin-Simmons	W	11-2
2/23	at Hardin-Simmons	W	4-0
3/2	LBK CHRISTIAN	W	8-5
3/2	LBK CHRISTIAN	W	6-3
3/3	at Lubbock Christian	L	4-0
3/3	at Lubbock Christian	W	12-5
3/4	at Oral Roberts	W	10-1
3/7	at Arkansas	L	2-1
3/8	at Arkansas	W	5-3
3/8	at Arkansas	L	9-2
3/14	HOUSTON	W	6-5
3/15	HOUSTON	L	8-3
3/15	HOUSTON	L	14-11

3/18	at Southwestern	L	8-4
3/19	at Southwestern	L	7-1
3/21	at Texas A&M	L	10-7
3/22	at Texas A&M	L	3-0
3/22	at Texas A&M	L	5-4
3/24	HARDIN-SIMMONS	L	3-1
3/24	HARDIN-SIMMONS	W	19-5
3/28	TEXAS	L	14-1
3/29	TEXAS	W	3-2
3/29	TEXAS	L	9-4
4/4	at Rice	W	15-4
4/5	at Rice	W	8-4
4/5	at Rice	W	3-1
4/11	BAYLOR	W	8-1
4/12	BAYLOR	W	5-2
4/12	BAYLOR	L	6-4
4/18	at TCU	W	5-2
4/19	at TCU	W	4-3
4/19	at TCU	T	8-8
4/25	SMU	W	3-2
4/26	SMU	W	8-6
4/26	SMU	W	9-0
5/10	PAN AMERICAN	L	9-2
5/10	PAN AMERICAN	W	25-3
5/11	PAN AMERICAN	W	14-6
5/11	PAN AMERICAN	L	18-2
5/12	PAN AMERICAN	L	19-10

## SWC Tournament, College Station

N/A	Texas	L	9-2
N/A	at Texas A&M	W	8-5
N/A	Arkansas	L	6-5

**PLAYERS:** Pitchers- Robert Bryant, Matt Dean, Billy Meurin, Mark McDowell, Mark Johnson, Jamie Miller, Steve Ibarquien, Kyle Fahrenthold, Terry Willis, Gary Moyer, Gene Segrist, Gil Goulding. Catchers- Kevin Rucker, Dan Hejl. Infielders- John Grimes 1B, Jeff Harp 2B, Scott Nethery 2B, Jimmy Zachry 3B, Dee Law, Larry Selby, Brooks Wallace, Steve Elder, Jimmy Jones, Craig Noonan, Mike Farmer, Tommy Inzer. Outfielders- Bobby Kohler, Pat Moore, Rusty Laughlin, Steve Roper.

## 1981: 28-20


### SWC: 8-13

Date	Opponent	W/L	Score
2/13	NEW MEXICO	W	6-5
2/13	NEW MEXICO	W	6-0
2/14	NEW MEXICO	L	13-8
2/27	at Texas Lutheran	W	4-1
2/27	at Texas Lutheran	W	10-6
2/28	at Texas Lutheran	W	9-4
2/28	at Texas Lutheran	W	11-7
3/5	LUBBOCK CHRISTIAN	W	9-5
3/5	LUBBOCK CHRISTIAN	W	14-7
3/9	LUBBOCK CHRISTIAN	L	9-5
3/9	LUBBOCK CHRISTIAN	L	6-5
3/10	LUBBOCK CHRISTIAN	W	14-0
3/10	LUBBOCK CHRISTIAN	W	9-3
3/13	TEXAS	L	17-3
3/13	TEXAS	L	5-1
3/13	TEXAS	L	7-6

## Pan American Tournament

3/16	Pan American	L	8-4
3/17	Kansas	W	6-1
3/18	Kansas	W	4-3
3/18	Pan American	L	8-3
3/19	Pan American	W	5-1
3/20	Kansas	L	4-3
3/20	Seton Hall	L	6-1
3/21	Seton Hall	L	8-4
3/24	SW OKLAHOMA ST	W	21-15
3/27	at Baylor	W	13-4
3/28	at Baylor	L	5-4
3/28	at Baylor	L	16-5
3/31	GREENVILLE, ILL.	W	5-0
3/31	GREENVILLE, ILL.	W	11-5
4/3	RICE	W	6-5
4/4	RICE	W	3-2
4/4	RICE	W	9-3
4/8	at Southwestern	W	14-3

# THE RECORD BOOK



Gary Ashby played for Texas Tech between 1974 and 1977 and later served as head coach from 1986 to 1988. Ashby is a member of the Texas Tech Hall of Honor.

4/8	at Southwestern	W	11-2
4/10	at Houston	L	6-5
4/11	at Houston	L	7-5
4/11	at Houston	L	7-6
4/17	TEXAS A&M	L	6-5
4/18	TEXAS A&M	L	4-2
4/18	TEXAS A&M	W	7-6
4/24	ARKANSAS	L	13-4
4/25	ARKANSAS	L	8-5
4/25	ARKANSAS	W	7-5
5/1	TCU	L	9-6
5/2	TCU	W	7-3
5/2	TCU	W	5-4

**PLAYERS:** Pitchers- John Achilles, Robert Bryant, Glenn Caperton, David Carroll, Matt Dean, Steve Dennis, Kyle Fahrenthold, Derek Hatfield, Chuck Johnson, Rusty Maenias, Mark McDowell, Gary Moyer, Kent Potts. Catchers- Kevin Baxter, Dan Hejl, Greg Landry, Kevin Rusker, Scott Wolfe. Infielders- David Alexander, Kenny Allbritton, Abel Castro, Andy Dawson, John Grimes, Jeff Harp, Jimmy Johnson, Dee Law, Scott Nethery, Dale Redman, Gene Segrist, Michael Tovar, Jim Whattenburger, Bruce Winters, Mike Wooten, Jimmy Zachry. Outfielders- Mike Fowler, Bobby Kohler, Rusty Laughlin, Wes McKenzie, John Moore, Pat Moore, Ned Plum, Steve Roper, Jeff Turner, Jay Zumwalt.

**1982: 21-22  
SWC: 9-12**

Date	Opponent	W/L	Score
2/20	at UT-Arlington	L	4-3
2/20	at UT-Arlington	L	6-5
2/21	at UT-Arlington	L	1-0
2/21	at UT-Arlington	L	6-2
2/26	at Texas Lutheran	W	12-4
2/26	at Texas Lutheran	L	7-4
2/28	at St. Mary's	W	1-0
2/28	at Trinity	W	8-3
3/5	at UTEP	L	10-2
3/5	at UTEP	W	5-4
3/6	at UTEP	L	7-4
3/6	at UTEP	L	9-7
3/14	LUBBOCK CHRISTIAN	W	7-5
3/15	HARDIN-SIMMONS	W	10-6

3/15	HARDIN-SIMMONS	W	12-4
3/16	MIDWESTERN STATE	W	2-1
3/16	MIDWESTERN STATE	W	5-4
3/17	MIDWESTERN STATE	W	6-2
3/17	MIDWESTERN STATE	W	7-1
3/19	at TCU	W	13-2
3/20	at TCU	L	7-6
3/20	at TCU	W	10-6
3/26	BAYLOR	W	13-2
3/27	BAYLOR	W	4-2
3/27	BAYLOR	L	11-6
3/31	at Southwestern	W	6-1
3/31	at Southwestern	L	1-0
4/2	at Rice	W	1-0
4/3	at Rice	L	7-2
4/3	at Rice	L	5-4
4/9	HOUSTON	W	6-3
4/10	HOUSTON	W	8-7
4/10	HOUSTON	L	14-5
4/16	at Texas A&M	L	14-1
4/17	at Texas A&M	L	1-0
4/17	at Texas A&M	L	5-3
4/19	at Oklahoma	L	3-2
4/20	at Oral Roberts	L	3-1
4/21	at Oral Roberts	L	8-2
4/23	at Arkansas	L	7-6
4/24	at Arkansas	W	4-3
4/24	at Arkansas	W	11-8
4/30	TEXAS	L	9-7

**PLAYERS:** Pitchers- Robert Bryant, David Carroll, Kyle Kahrenthold, Chuck Johnson, Matt Dean, John Achilles, Mark McDowell, Steve Dennis, Derel Hatfield, Gene Segrist, Gary Moyer. Catchers- Keyin Rucker, Dan Hejl. Infielders- Jimmy Zachry, Andy Dawson, Scott Nethery, John Grimes, Mike Wooten, Kenny Allbritton, Jeff Harp, Dee Law, Jim Whattenburger, Bruce Winters, Keith Potts. Outfielders- Steve Roper, Pat Moore, Jeff Turner, Ruster Laughlin.

**1983: 18-23  
SWC: 8-13**

Date	Opponent	W/L	Score
2/18	HARDIN-SIMMONS	L	11-9
2/19	HARDIN-SIMMONS	W	12-6
2/25	NEW MEXICO	W	13-7
2/26	NEW MEXICO	W	11-3

2/26	NEW MEXICO	L	3-2
2/27	NEW MEXICO	W	12-1
3/1	at Lubbock Christian	L	12-10
3/2	LUBBOCK CHRISTIAN	L	16-10
3/4	OKLAHOMA STATE	W	6-4
3/4	OKLAHOMA STATE	W	8-7
3/5	OKLAHOMA STATE	L	15-4
3/12	at Midwestern State	W	11-0
3/12	at Midwestern State	W	10-7
3/13	at Midwestern State	W	8-6
3/13	at Midwestern State	L	11-5
3/18	at Baylor	L	5-3
3/19	at Baylor	L	5-4
3/19	at Baylor	L	3-2
3/22	at Lubbock Christian	L	10-5
3/23	LUBBOCK CHRISTIAN	L	9-2
3/26	RICE	L	23-4
3/27	RICE	W	4-3
3/27	RICE	L	7-2
3/30	at Trinity	W	8-2
4/1	at Houston	W	9-6
4/2	at Houston	W	21-4
4/2	at Houston	L	8-2
4/9	TEXAS A&M	W	8-5
4/10	TEXAS A&M	W	10-9
4/10	TEXAS A&M	W	11-10
4/16	ARKANSAS	L	7-1
4/16	ARKANSAS	W	8-7
4/17	ARKANSAS	W	10-9
4/22	at Texas	L	12-3
4/23	at Texas	L	9-1
4/23	at Texas	L	8-2
4/26	at Lubbock Christian	L	8-1
4/27	LUBBOCK CHRISTIAN	L	8-3
4/30	TCU	W	4-1
5/1	TCU	L	12-9
5/1	TCU	L	11-10

**PLAYERS:** Pitchers- Jeff Allen, Dan Anderson, James Durham, Frank Enriquez, Joe Grim, Derek Hatfield, Clay Hollock, Ray Irvin, Rusty Lamar, Mark McDowell, Tim Moore, Lance Peters, Pat Moore, Nathan Swindle, Keith Wood, Michael Shull, Greg Landry, Bob Gross. Catchers- Ralph Strathman, Derek Sandoval, Johnny Ross, Glenn MacLeay. Infielders- Johnny Comeaux, David Dundore, John Grimes, Moses Guzman, Morgan Johnston, Rick Junior, Casey Meyers, Greg Pfister, Rex Ramos, Dale Redman, Steve Spalding, Jimmy Zachry. Outfielders- Jeff Turner, Jim Sullivan, Mark Michna, Wes McKenzie, Mitchell Jones, Todd Howey, Donald Edwing, Jeff Davis.

**1984: 33-22  
SWC: 9-12**

Date	Opponent	W/L	Score
2/17	at Hardin-Simmons	W	19-11
2/18	at Hardin-Simmons	W	5-0
2/18	at Hardin-Simmons	W	6-3
2/21	LUBBOCK CHRISTIAN	L	18-16
2/23	SUL ROSS STATE	W	15-5
2/24	at UTEP	W	25-15
2/25	at UTEP	W	7-3
2/25	at UTEP	L	9-5
2/26	at New Mexico State	W	5-2
2/26	at New Mexico State	L	5-4
3/2	at Lubbock Christian	W	7-3
3/4	WYOMING	L	8-5
3/4	WYOMING	W	22-2
3/6	WYOMING	W	12-3
3/7	at Lubbock Christian	L	14-10
3/11	KEARNEY STATE	W	9-2
3/11	KEARNEY STATE	W	7-6
3/12	UTEP	L	7-5
3/12	UTEP	L	4-1
3/13	KEARNEY STATE	W	7-4
3/14	at Oklahoma State	W	5-4
3/14	at Oklahoma State	L	11-0
3/15	at Oklahoma State	L	3-2
3/17	at TCU	L	10-9



# THE RECORD BOOK

3/17	at TCU	L	3-2
3/18	at TCU	L	6-3
3/20	SUL ROSS STATE	W	3-2
3/20	SUL ROSS STATE	W	22-1
3/23	BAYLOR	W	30-21
3/24	BAYLOR	W	9-3
3/24	BAYLOR	W	20-19
3/27	HARDIN-SIMMONS	W	5-4
3/29	at Trinity	W	14-7
3/31	at Rice	W	5-3
3/31	at Rice	L	16-6
4/1	at Rice	L	9-8
4/3	HARDIN-SIMMONS	W	15-2
4/3	HARDIN-SIMMONS	W	8-6
4/7	at Houston	W	13-10
4/7	at Houston	W	8-6
4/8	at Houston	W	10-5
4/10	NEW MEXICO STATE	W	14-11
4/10	NEW MEXICO STATE	W	19-6
4/13	at Texas A&M	L	13-3
4/13	at Texas A&M	L	11-6
4/14	at Texas A&M	L	9-8
4/19	at Oral Roberts	L	3-1
4/21	at Arkansas	W	8-6
4/21	at Arkansas	W	9-8
4/22	at Arkansas	L	9-7
4/24	GRAND CANYON	W	9-8
4/28	TEXAS	L	7-3
4/28	TEXAS	L	8-2
4/29	TEXAS	W	8-5

**PLAYERS:** Pitchers- Jeff Allen, Glen Caperton, Mike Correia, Darryl Decker, James Durham, Mike Garrido, Bob Gross, Mike Guerrero, Jim Harycki, Clay Hollock, Jerry Hull, Bret Marshall, Lance Peters, Mark Puckett, Steve Reddell, David Rodriguez, John Ross, Mike Shull, Rod Simon, Nathan Swindle, John Vidales, Keith Wood. Catchers- John Grimes, Greg Landry, Jay Lindstrom, Derek Sandoval. Infielders- Kenny Allbritton, Tommy Dobyns, Greg May, Patrick Nocker, Casey Peterson, Greg Phifer, Dale Redman, Paul Scott, Greg Winder. Outfielders- Jeff Turner, Mark Michna, Wes McKenzie, Mitchell Jones, Todd Howey.

### SEASON NOTES

• John Grimes hit school record 24 home runs

### 1985: 18-33

SWC: 2-19

Date	Opponent	W/L	Score
2/9	at New Mexico	W	13-11
2/9	at New Mexico	L	18-3
2/10	at New Mexico	L	7-6
2/16	N.M. HIGHLANDS	W	12-1
2/16	N.M. HIGHLANDS	W	20-4
2/17	N.M. HIGHLANDS	W	2-1
2/17	N.M. HIGHLANDS	W	15-0
2/22	at Hardin-Simmons	L	8-7
2/26	LUBBOCK CHRISTIAN	L	14-4

### North Texas Tournament

3/1	Southwest Texas State	W	7-0
3/1	at North Texas	L	6-3
3/2	Southwest Texas State	L	5-2
3/2	at North Texas	W	5-3
3/3	at North Texas	L	1-0
3/5	at Sul Ross State	W	6-1
3/6	at Sul Ross State	W	9-5
3/6	at Sul Ross State	W	6-3

### Lubbock Intercollegiate Tournament

3/9	WICHITA STATE	W	4-3
3/9	at Lubbock Christian	W	16-4
3/10	LUBBOCK CHRISTIAN	L	9-1
3/10	MISSOURI STRHN	W	16-6
3/11	WICHITA STATE	L	9-6
3/11	MISSOURI STRHN	L	10-9
3/12	MISSOURI STRHN	W	11-7
3/13	WICHITA STATE	L	13-3
3/15	at Baylor	L	3-2
3/16	at Baylor	L	3-0

3/16	at Baylor	L	5-4
3/22	RICE	L	25-8
3/23	RICE	W	2-1
3/23	RICE	W	11-10
3/29	at Houston	L	8-2
3/30	at Houston	L	13-7
3/30	at Houston	L	20-3
4/2	HARDIN-SIMMONS	W	3-1
4/4	TEXAS A&M	L	16-4
4/5	TEXAS A&M	L	21-9
4/5	TEXAS A&M	L	28-5
4/9	HARDIN-SIMMONS	L	8-4
4/9	HARDIN-SIMMONS	W	10-2
4/12	ARKANSAS	L	14-4
4/13	ARKANSAS	L	14-11
4/13	ARKANSAS	L	22-5
4/16	LUBBOCK CHRISTIAN	L	7-6
4/17	at Lubbock Christian	L	6-2
4/19	at Texas	L	9-2
4/20	at Texas	L	16-15
4/20	at Texas	L	8-2
4/27	TCU	L	7-6
4/27	TCU	L	11-8
4/28	TCU	L	17-10

**PLAYERS:** Pitchers- Nathan Swindle, Johnny Vidales, Craig Chapin, Luis Chavez, Clay Hollock, Jeff Kruger, Bret Marshall, Tim Moore, Bill Schutt, Chris Segrist, John Waite. Catchers- Mark Booth, Trae Fowler, Stacy Ragan, Derek Sandoval. Infielders- Dan Spencer, Brian Roper, Peter Nies, Kent Meador, Billy Martin, Phillip Maldonado, Kevin Lowery, Tommy Hernandez, Mike Gustafson, David Geck, Brian Christiansen, Alejandro Aguilar. Outfielders- Jim Darnell, Coby DeHaven, Tommy Harrison, Mike Humphreys, Billy Lance.


### 1986: 34-25

SWC: 7-14

Date	Opponent	W/L	Score
2/8	SUL ROSS STATE	W	11-0
2/8	SUL ROSS STATE	W	15-0
2/14	at Hardin-Simmons	W	8-5
2/14	at Hardin-Simmons	W	13-3
2/15	at Hardin-Simmons	W	13-3
2/15	at Hardin-Simmons	L	5-4
2/16	vs. Sul Ross State	W	9-2
2/16	vs. Sul Ross State	W	15-6
2/21	N.M. HIGHLANDS	W	3-2
2/21	N.M. HIGHLANDS	W	11-6
2/22	N.M. HIGHLANDS	W	7-4
2/22	N.M. HIGHLANDS	W	17-0
2/24	NEW MEXICO STATE	W	13-5
2/25	NEW MEXICO STATE	W	13-4
2/25	NEW MEXICO STATE	W	18-6

### Lubbock Intercollegiate Tournament

3/2	NEVADA-LAS VEGAS	L	5-4
3/3	WASHINGTON STATE	L	9-3
3/4	LEWIS & CLARK	L	13-7
3/5	NEVADA-LAS VEGAS	L	15-14
3/6	LEWIS & CLARK	L	16-10
3/8	at Lubbock Christian	W	9-6
3/16	MISSOURI STRHN	W	8-3
3/17	MISSOURI STRHN	W	3-2
3/18	at North Texas	W	14-8
3/18	at North Texas	W	8-4
3/19	at North Texas	W	10-3
3/21	at Rice	W	8-3
3/22	at Rice	W	3-0
3/22	at Rice	W	3-2
3/24	KEARNEY STATE	W	16-4
3/25	ST. EDWARD'S	W	6-3
3/25	ST. EDWARD'S	L	12-4
3/26	ST. EDWARD'S	W	6-4
3/27	KEARNEY STATE	W	15-9



Two coaching legends got together this past summer at the College Baseball Hall of Fame induction ceremony that was held in Lubbock. Head Coach Larry Hays and former Texas skipper Cliff Gustafson have a combined 2,883 wins between the two of them.

# THE RECORD BOOK



Scooter Jordan (2002-03) led the Red Raiders in batting average both seasons he played.

3/28 HOUSTON	L	12-6
3/29 HOUSTON	W	10-9
3/29 HOUSTON	W	14-8
4/4 at Texas A&M	L	17-7
4/5 at Texas A&M	L	10-4
4/5 at Texas A&M	L	12-2
4/8 at Hardin-Simmons	L	6-4
4/8 at Hardin-Simmons	W	12-1
4/11 at Arkansas	L	20-3
4/12 at Arkansas	L	9-4
4/12 at Arkansas	L	8-3
4/13 at Oklahoma State	L	18-4
4/18 TEXAS	L	16-5
4/19 TEXAS	L	6-3
4/20 TEXAS	L	11-2
4/22 at Lubbock Christian	L	10-7
4/25 at TCU	L	15-8
4/26 at TCU	W	11-8
4/26 at TCU	W	14-6
4/27 SUL ROSS STATE	W	14-7
4/27 SUL ROSS STATE	W	21-3
5/2 BAYLOR	L	6-3
5/3 BAYLOR	L	8-5
5/3 BAYLOR	L	11-4

**PLAYERS:** Pitchers- Craig Chapin, Luis Chavez, Clay Hollock, Jeff Krueger, Bret Marshall, Tim Moore, Bill Schutt, Chris Segrist, Nathan Swindle, Johnny Vidales, John Waite. Catchers- Mark Booth, Trae Fowler, Stacy Ragan, Derek Sandoval, Brian Roper. Infielders/Outfielders- Dan Spencer, Peter Nies, Kent Meador, Billy Martin, Phillip Maldonado, Kevin Lowery, Tommy Hernandez, Mike Gustafson, David Geek, Brian Christiansen, Alejandro Aguilar.

## 1987: 21-28 SWC: 7-14

Date	Opponent	W/L	Score
2/6 NEW MEXICO	W	5-3	
2/6 NEW MEXICO	W	17-4	
2/7 NEW MEXICO	L	9-8	
2/13 at Hardin-Simmons	W	10-8	
2/13 at Hardin-Simmons	W	14-7	
2/14 at Hardin-Simmons	W	8-0	
2/14 at Hardin-Simmons	L	5-4	
3/1 ST. EDWARD'S	W	5-3	
3/1 ST. EDWARD'S	W	8-3	

3/4 at Oklahoma State	L	13-6
3/5 at Oklahoma State	L	14-6
3/6 at Oral Roberts	L	7-3
3/7 at Wichita State	L	13-6
3/8 at Wichita State	L	11-9
3/10 COLLEGE OF SW	W	18-3
3/10 COLLEGE OF SW	W	5-2
3/13 RICE	L	6-4
3/14 RICE	W	8-6
3/14 RICE	L	10-9
3/16 at North Texas	L	5-0
3/16 at North Texas	W	11-3
3/20 at Houston	W	8-5
3/21 at Houston	L	3-2
3/21 at Houston	W	9-8
3/24 COLLEGE OF SW	W	15-5
3/24 COLLEGE OF SW	L	3-2
3/27 TEXAS A&M	L	17-7
3/28 TEXAS A&M	L	10-2
3/28 TEXAS A&M	L	23-6
3/31 at Coll. of Southwest	W	5-3
3/31 at Coll. of Southwest	W	8-2
4/3 ARKANSAS	L	2-0
4/4 ARKANSAS	L	8-6
4/4 ARKANSAS	L	9-0
4/7 SUL ROSS STATE	L	9-4
4/7 SUL ROSS STATE	L	10-2
4/10 at Texas	L	11-1
4/11 at Texas	L	11-0
4/11 at Texas	L	8-3
4/14 HARDIN-SIMMONS	W	24-17
4/14 HARDIN-SIMMONS	W	23-10
4/17 TCU	L	8-2
4/18 TCU	W	4-3
4/18 TCU	W	7-6
4/21 HARDIN-SIMMONS	W	8-5
4/21 HARDIN-SIMMONS	L	8-6
4/24 at Baylor	L	7-5
4/25 at Baylor	W	5-3
4/25 at Baylor	L	7-2

**PLAYERS:** Pitchers- Luis Chaidez, Kurt Shipley, Dwight Fruge, Bret Marshall, Bill Schutt, Khrist Segrist, Mike Beiras, Pat Black, Byron Farrell, Todd Duiwel, John Marlow. Catchers- Brian Roper, Scott Fricks, David Coleman, Scott Drury. Infielders- Kevin Lowery, Kevin Meador, Dave Geck, Tommy Hernandez, Dan Spencer, Coby DeHaven, Mike Gustafson, Dax Griffith. Outfielders- Mike Humphreys, Bob Arnold, Bart Alfred, Billy Lance.

## 1988: 34-25-1 SWC: 7-14

Date	Opponent	W/L	Score
2/6 at New Mexico	L	10-4	
2/6 at New Mexico	W	21-4	
2/7 at New Mexico	T	10-10	
2/12 at Loyola Marymount	L	13-8	
2/13 at Loyola Marymount	L	10-5	
2/14 at Loyola Marymount	L	6-0	
2/15 at Biola, Calif.	L	11-5	
2/16 vs. Coll. of Idaho	W	10-3	
2/17 at San Diego State	L	11-4	
2/19 N.M. HIGHLANDS	W	7-6	
2/19 N.M. HIGHLANDS	W	9-2	
2/20 N.M. HIGHLANDS	W	17-7	
2/20 N.M. HIGHLANDS	W	12-4	
2/26 NEW MEXICO STATE	W	10-0	
2/26 NEW MEXICO STATE	W	7-6	
2/27 NEW MEXICO STATE	W	11-5	
3/4 ST. EDWARD'S	W	10-3	
3/5 ST. EDWARD'S	W	17-2	
3/12 MISSOURI STRHN	W	13-3	
3/12 MISSOURI STRHN	W	13-6	
3/13 MISSOURI STRHN	W	9-2	
3/14 MISSOURI STRHN	W	13-2	
3/14 MISSOURI STRHN	W	12-2	
3/15 MISSOURI STRHN	W	11-4	
3/15 MISSOURI STRHN	W	8-3	
3/16 WICHITA STATE	L	8-2	
3/16 WICHITA STATE	W	6-2	

3/18 at Rice	L	4-3
3/19 at Rice	W	2-1
3/19 at Rice	W	11-9
3/22 ORAL ROBERTS	L	11-9
3/23 ORAL ROBERTS	W	9-8
3/25 HOUSTON	W	10-9
3/26 HOUSTON	L	5-3
3/26 HOUSTON	W	4-1
3/29 at Hardin-Simmons	W	8-4
3/30 at Hardin-Simmons	W	3-2
4/1 at Texas A&M	L	11-3
4/2 at Texas A&M	L	10-0
4/2 at Texas A&M	L	5-3
4/5 SUL ROSS STATE	W	9-0
4/5 SUL ROSS STATE	W	10-0
4/8 ARKANSAS	L	7-6
4/9 ARKANSAS	W	11-8
4/9 ARKANSAS	L	5-4
4/12 COLLEGE OF SW	W	3-1
4/12 COLLEGE OF SW	W	9-1
4/15 TEXAS	L	13-12
4/16 TEXAS	L	2-1
4/16 TEXAS	L	11-9
4/18 HARDIN-SIMMONS	L	10-6
4/19 HARDIN-SIMMONS	W	9-6
4/22 at TCU	L	6-1
4/23 at TCU	L	11-4
4/23 at TCU	W	6-2
4/26 COLLEGE OF SW	W	9-2
4/26 COLLEGE OF SW	W	6-3
4/29 at Baylor	L	8-5
4/30 at Baylor	W	5-2
4/30 at Baylor	L	6-5

**PLAYERS:** Pitchers- Lynn Grimes, Rodney Steph, Kurt Shipley, Eric Kleinsorge, Dwight Fruge, Bret Marshall, King Hodson, Todd Duiwel, Kyle Guerry, Kevin Kirk, Byron Farrell, Pat Black, Mike Beiras. Catchers- D'Nard Arthur, Charles Smith, Brian Roper. DH- Mark Helms. Infielders- Kevin Lowery, Matt Martin, Tommy Hernandez, Lynn Vanlandingham, Mike Gustafso. Outfielders- Mike Humphreys, Gilbert Arredondo, Bob Deller, Donald Harris, Joe Mendazona, Shawn Byrne, Jeff Boyston, Grant Feauto.

## 1989: 32-22 SWC: 9-12

Date	Opponent	W/L	Score
2/9 at Arizona State	L	5-3	
2/10 at Arizona State	L	7-1	
2/11 at Arizona State	L	9-8	
2/21 at Hardin-Simmons	W	6-5	
2/21 at Hardin-Simmons	W	4-1	
2/24 NEW MEXICO STATE	W	8-2	
2/25 NEW MEXICO STATE	W	13-8	
2/25 NEW MEXICO STATE	W	12-11	
2/26 NEW MEXICO STATE	W	4-3	
3/6 KEARNEY STATE	W	16-3	
3/6 KEARNEY STATE	W	13-1	
3/7 KEARNEY STATE	W	3-0	
3/7 KEARNEY STATE	W	19-3	
3/8 WYOMING	W	12-6	
3/9 WYOMING	W	18-3	
3/10 WYOMING	L	10-4	
3/11 WYOMING	L	10-4	
3/13 N.M. HIGHLANDS	W	8-3	
3/13 N.M. HIGHLANDS	W	3-1	
3/14 N.M. HIGHLANDS	W	12-2	
3/14 N.M. HIGHLANDS	W	16-7	
3/16 at Oral Roberts	W	6-5	
3/17 at Oral Roberts	W	5-4	
3/18 at Wichita State	L	8-4	
3/18 at Wichita State	L	8-2	
3/24 TEXAS A&M	L	27-2	
3/25 TEXAS A&M	L	15-1	
3/25 TEXAS A&M	L	11-4	
3/28 COLLEGE OF SW	W	5-4	
3/31 ARKANSAS	L	12-10	
4/1 ARKANSAS	L	3-2	



# THE RECORD BOOK

4/1	ARKANSAS	L	6-5
4/4	SUL ROSS STATE	W	5-2
4/4	SUL ROSS STATE	W	9-0
4/7	at Texas	L	8-2
4/8	at Texas	L	13-3
4/8	at Texas	L	4-1
4/14	TCU	W	6-4
4/15	TCU	W	5-3
4/15	TCU	W	16-5
4/18	HARDIN-SIMMONS	L	6-5
4/18	HARDIN-SIMMONS	L	9-2
4/21	at Baylor	W	4-0
4/22	at Baylor	L	3-2
4/22	at Baylor	W	8-6
4/25	COLLEGE OF SW	W	6-2
4/25	COLLEGE OF SW	W	13-6
4/28	RICE	W	15-5
4/29	RICE	W	4-3
4/29	RICE	W	12-9
5/5	at Houston	W	6-4
5/6	at Houston	L	7-3
5/6	at Houston	L	9-3

**PLAYERS:** Pitchers- Jeff Beck, Brian Boesiger, Chris Eddy, Kyle Guerry, King Hodson, Kevin Kirk, Eric Kleinsorge, Grant Lindsay, James Mauldin, Kurt Shipley, Rodney Steph, Mike Wiecezorek. Catchers- Brian Roper, Mark Helms, John Carter, D'Nard Arthur, Randy Deal. Infielders- Chris Stegent 1B, Matt Martin SS, Greg Kobza 1B, Shanon Hays, Mike Gustafson, Kyle Ford SS, Sonny Dykes 1B. Outfielders- Gilbert Arredondo, Jeff Boydston, Bob Deller, Donald Harris, Joe Mendazona, Chris Moore, Brian Pierce.

## 1990: 31-29 SWC: 5-16

Date	Opponent	W/L	Score
2/2	NEW MEXICO	W	15-6
2/3	NEW MEXICO	W	2-0
2/3	NEW MEXICO	L	11-8
2/9	CAMERON, OKLA.	W	10-6
2/9	CAMERON, OKLA.	W	12-0
2/10	CAMERON, OKLA.	W	15-8
2/10	CAMERON, OKLA.	W	13-4
2/19	N.M. HIGHLANDS	W	6-2
2/19	N.M. HIGHLANDS	W	10-0
2/22	at New Mexico State	L	13-7
2/23	at New Mexico State	W	14-8
2/24	at New Mexico State	L	4-3
2/25	at New Mexico State	L	26-9
2/27	at Arizona State	L	5-4
2/28	at Arizona State	L	8-6
3/3	N.M. HIGHLANDS	W	7-1
3/3	N.M. HIGHLANDS	W	4-3
3/4	OKLAHOMA CITY	L	9-5
3/6	at Hardin-Simmons	W	17-2
3/6	at Hardin-Simmons	W	10-3

### Louisiana Classic

3/9	UT-Arlington	W	2-0
3/9	at SW Louisiana	L	5-4
3/10	at SW Louisiana	W	8-7
3/11	UT-Arlington	W	6-0
3/12	N.M. HIGHLANDS	W	6-5
3/13	ST. EDWARDS	W	14-2
3/13	ST. EDWARDS	W	12-3
3/16	HOUSTON	L	10-7
3/17	HOUSTON	W	7-2
3/20	COLLEGE OF SW	L	11-7
3/20	COLLEGE OF SW	W	11-0
3/23	at Texas A&M	L	11-0
3/24	at Texas A&M	L	9-0
3/24	at Texas A&M	L	3-1
3/26	NEBRASKA	L	8-3
3/27	NEBRASKA	W	5-4
3/31	at Arkansas	L	6-5
3/31	at Arkansas	L	7-6
4/1	at Arkansas	L	12-4
4/3	SUL ROSS STATE	W	6-2
4/3	SUL ROSS STATE	W	16-3
4/7	TEXAS	L	6-2


4/8	TEXAS	L	7-2
4/8	TEXAS	L	15-6
4/10	HARDIN-SIMMONS	W	5-1
4/10	HARDIN-SIMMONS	W	4-3
4/13	at TCU	W	9-0
4/14	at TCU	L	6-5
4/14	at TCU	W	6-3
4/20	BAYLOR	L	10-0
4/21	BAYLOR	W	2-1
4/21	BAYLOR	L	5-3
4/27	NEW MEXICO STATE	L	8-0
4/27	NEW MEXICO STATE	W	7-1
4/28	NEW MEXICO STATE	W	7-6
4/28	NEW MEXICO STATE	L	6-3
5/11	at Rice	L	5-4
5/12	at Rice	L	5-1
5/12	at Rice	L	3-0

**PLAYERS:** Pitchers- Rodney Steph, Kurt Shipley, Grant Lindsay, Brian Boesiger, Kyle Guerry, Bubba Johnson, Jason Kestner, Lucio Chaidez, Kevin Kirk, Jeff Peck, King Hodson, Pete Adrizzone, John Macatee, Matt Benson. Catchers- Tony Tijerina, Mike Magill, D'Nard Arthur, Jimmy Webster. Infielders- Matt Marin, Mark Ward, Tim Tadlock, Sonny Dykes, Mike Adams, Shanon Hays, Grant Hammersley. Outfielders- Chris Moore, Mike Kinney, Kent Blasingame, Jeff Boydston, Todd Cleveland, Joe Mendazona.

## 1991: 42-18 SWC: 9-12


Date	Opponent	W/L	Score
2/8	NEW MEXICO STATE	W	5-2
2/9	NEW MEXICO STATE	W	20-3
2/10	NEW MEXICO STATE	W	11-6
2/11	at New Mexico	W	10-9
2/12	at New Mexico	W	13-5
2/15	N.M. HIGHLANDS	W	3-1
2/16	N.M. HIGHLANDS	W	12-1
2/17	AIR FORCE	L	8-7
2/17	AIR FORCE	W	8-4
2/18	CAMERON, OKLA.	W	5-3
<b>Diablo Classic</b>			
2/22	Oklahoma	W	10-0
2/23	New Mexico State	W	6-3
2/23	Wyoming	W	6-2

2/24	Oklahoma	L	7-3
2/25	Western New Mexico	W	7-4
2/26	Western New Mexico	W	6-0
<b>Desert Classic, Phoenix, Ariz.</b>			
3/2	Sam Houston State	W	5-4
3/3	at Grand Canyon	W	10-4
3/4	at Grand Canyon	W	4-3
3/5	at Arizona State	L	18-12
3/6	at Arizona State	L	6-5
3/9	WICHITA STATE	L	8-3
3/10	WICHITA STATE	W	4-2
3/13	HOWARD PAYNE	W	12-4
3/13	HOWARD PAYNE	W	13-2
3/15	RICE	W	6-4
3/16	RICE	W	4-1
3/16	RICE	W	18-10
3/18	KEARNEY STATE	W	9-2
3/19	KEARNEY STATE	W	13-1
3/19	KEARNEY STATE	W	19-0
3/20	KEARNEY STATE	W	12-6
3/22	at Houston	L	6-2
3/23	at Houston	W	4-1
3/23	at Houston	L	1-0
3/25	NEBRASKA	L	10-5
3/26	NEBRASKA	W	11-10
3/29	TEXAS A&M	L	4-0
3/30	TEXAS A&M	W	4-3
3/30	TEXAS A&M	W	10-9
4/2	SUL ROSS STATE	W	20-6
4/2	SUL ROSS STATE	W	18-1
4/5	ARKANSAS	W	4-1
4/6	ARKANSAS	L	18-10
4/6	ARKANSAS	L	6-2
4/9	HARDIN-SIMMONS	W	4-0
4/9	HARDIN-SIMMONS	W	9-1
4/12	at Texas	L	14-4
4/13	at Texas	L	1-0
4/13	at Texas	W	1-0
4/16	COLLEGE OF SW	W	2-1
4/16	COLLEGE OF SW	W	5-4
4/19	TCU	L	9-5
4/20	TCU	L	2-1
4/20	TCU	W	6-1
4/23	HARDIN-SIMMONS	W	8-3
4/23	HARDIN-SIMMONS	W	7-4
4/26	at Baylor	L	12-1
4/27	at Baylor	L	2-1
4/27	at Baylor	L	3-2



Mark Brandenburg (1991-92) won 21 games during his two-year career with the Red Raiders and that mark ranks tied for third all-time.

# THE RECORD BOOK




Jason Landreth holds the school record for doubles in a single-season (29 in 1997).

**PLAYERS:** Pitchers- Jeff Shaffer, Damon Treadway, Rodney Steph, John Macatee, Mark Brandenburg, Travis Gage, Travis Driskill, Kevin Kirk, Jason Kestner, Grand Lindsay, Lucio Chaidez, Gabe Salazar. Catchers- D'Nard Arthur, Mike Magill, Tony Tijerina. Infielders- Ryan Daly, Grant Hammersley, Mike Adams, Tim Tadlock, Darrin Glenn, Bryce Cunningham, Greg Cushman, Jon Mize, Chris Pool.

**1992: 29-25**  
**SWC: 15-19**

Date	Opponent	W/L	Score
1/24	HOWARD PAYNE	W	14-1
1/25	HOWARD PAYNE	W	7-0
1/25	HOWARD PAYNE	W	12-0
1/30	at Grand Canyon	W	15-8
1/31	at Grand Canyon	L	11-5
2/1	at Arizona State	L	4-3
2/2	at Arizona State	L	3-1
2/7	at Texas	L	2-1
2/8	at Texas	L	9-4
2/9	at Texas	L	5-4
2/14	TCU	W	3-2
2/15	TCU	L	5-1
2/15	TCU	L	9-2
2/21	at Baylor	W	3-1
2/23	at Baylor	L	4-0
2/23	at Baylor	W	5-4
2/28	RICE	W	6-3
2/29	RICE	W	6-2
2/29	RICE	W	13-5
3/6	NEW MEXICO	W	4-0
3/7	NEW MEXICO	L	1-0
3/8	NEW MEXICO	W	6-1
3/13	at Texas A&M	L	2-1
3/14	at Texas A&M	L	7-2
3/14	at Texas A&M	L	2-1
3/16	N.M. HIGHLANDS	W	14-1
3/17	N.M. HIGHLANDS	W	17-0
3/17	N.M. HIGHLANDS	W	5-4
3/18	N.M. HIGHLANDS	W	21-5
3/20	HOUSTON	W	9-8
3/21	HOUSTON	L	7-1
3/21	HOUSTON	W	10-9
3/24	NEBRASKA-KEARNEY	W	12-2
3/27	at Rice	W	13-5
3/28	at Rice	W	3-2



Ryan Ruiz drew 59 walks during the 1999 season ranking him third.

3/28	at Rice	L	5-3
4/4	TEXAS A&M	L	1-0
4/4	TEXAS A&M	W	1-0
4/5	TEXAS A&M	W	3-1
4/10	at TCU	L	2-1
4/11	at TCU	L	3-1
4/11	at TCU	L	5-4
4/14	LUBBOCK CHRISTIAN	L	8-3
4/17	CAMERON, OKLA.	W	5-1
4/17	CAMERON, OKLA.	L	7-3
4/18	CAMERON, OKLA.	W	14-2
4/18	CAMERON, OKLA.	W	11-3
4/23	TEXAS	L	5-4
4/24	TEXAS	L	10-9
4/25	TEXAS	L	8-1
5/1	BAYLOR	W	3-2
5/2	BAYLOR	W	5-2
5/2	BAYLOR	W	10-4
5/15	HOUSTON	L	6-1

**PLAYERS:** Pitchers- Mike Wilson, Mike Coppel, Geoff Covalt, Kip McFarlin, John Macatee, Kevin Kirk, Mark Brandenburg, Eric McLaughlin, J.J. Varney, Grant Lindsay, Jeff Shaffer, Chris Miller, Allan Wolf, Travis Gage, Corey Zelinski. Catchers- Darin Erculiani, Matt Smith, Sean Sharpe. Infielders- Ryan Elizondo, George Kilford, Jeff Schultz, Trey Forkerway, Jon Mize, Trent Petrie.

**1993: 43-15**  
**SWC: 11-7**

Date	Opponent	W/L	Score
2/12	HOWARD PAYNE	W	6-0
2/12	HOWARD PAYNE	W	4-3
2/13	HOWARD PAYNE	W	7-1
2/13	HOWARD PAYNE	W	12-6
2/19	CAMERON, OKLA.	W	27-0
2/19	CAMERON, OKLA.	W	17-2
2/20	CAMERON, OKLA.	W	13-3
2/20	CAMERON, OKLA.	W	23-0
2/25	at New Mexico	L	15-10
2/26	at New Mexico	W	12-5
2/27	at New Mexico	L	12-0
3/1	ORAL ROBERTS	W	6-0
3/2	ORAL ROBERTS	W	4-3
3/5	BAYLOR	W (10)	1-0
3/6	BAYLOR	L	7-4
3/6	BAYLOR	W	10-6

3/11	at Grand Canyon	L	5-4
3/12	at Grand Canyon	W	5-1
3/13	at Grand Canyon	L	4-1
<b>Johnny Quik Classic, Fresno, Calif.</b>			
3/15	Kansas State	W	3-2
3/16	at Fresno State	L	4-2
3/17	Arizona	W	4-0
3/18	Clemson	L	5-0
3/19	SW Missouri State	W	7-3
3/20	Arizona	W	11-8
3/22	NEBRASKA-KEARNEY	W	10-3
3/23	NEBRASKA-KEARNEY	W	6-5
3/23	NEBRASKA-KEARNEY	W	18-4
3/24	NEBRASKA-KEARNEY	W	17-8
3/26	RICE	W	17-2
3/27	RICE	W	5-4
3/27	RICE	W	8-5
3/30	E. NEW MEXICO	W	8-0
3/30	E. NEW MEXICO	W	11-2
4/2	at Houston	W	13-2
4/3	at Houston	L	3-1
4/3	at Houston	W	4-3
4/5	COLLEGE OF SW	W	16-2
4/5	COLLEGE OF SW	W	18-2
4/9	at Texas A&M	L	6-1
4/10	at Texas A&M	L	11-4
4/10	at Texas A&M	L	4-3
4/13	LUBBOCK CHRISTIAN	W	8-2
4/16	GRAND CANYON L (10)	W	2-1
4/17	GRAND CANYON	W	7-6
4/18	GRAND CANYON	W	10-6
4/20	ABILENE CHRISTIAN	W	4-2
4/20	ABILENE CHRISTIAN	W	13-5
4/23	TEXAS	L	4-2
4/24	TEXAS	W	13-6
4/25	TEXAS	W (10)	5-4
4/27	E. NEW MEXICO	W	4-1
4/27	E. NEW MEXICO	W	9-3
4/30	at TCU	W (10)	8-6
5/1	at TCU	W	9-8
5/1	at TCU	L	11-7

**SWC Tournament, Austin, Texas**

5/13	Baylor	L	6-4
5/14	Texas A&M	L	10-8
<b>PLAYERS:</b> Pitchers- Kip McFarlin, Geoff Covalt, Mike Coppel, Kevin Hannah, Travis Driskill, John Macatee, Chris Reed, Eric McLaughlin, J.J. Varney, Jeff Johnston, Shane Butler, Ryan Gage, Jon Davis. Catchers- Robin Harriss, Matt Smith. Infielders- Jason Brooks SS, Brody Gregg 2B, George Kilford SS, Randy DuRoss 1B, Jeff Schulz 3B, Tre Forkerway 2B, Saul Bustos 3B, Sean Werter 1B, John Tole 1B.			

**COACHES:** Head Coach- Larry Hays, Assistants- Frank Anderson, Steve Payne, Mike Bard

**SEASON NOTES**

- First Texas Tech team to reach 40-win plateau
- 43-wins broke season victories record

**1994: 40-17**  
**SWC: 12-6**

Date	Opponent	W/L	Score
2/10	at Grand Canyon	L	7-1
2/11	at Grand Canyon	L	6-4
2/12	at Grand Canyon	L	6-4
2/14	vs. New Mexico State	W	4-0
2/15	vs. New Mexico State	L	7-0
2/16	vs. New Mexico State	W	5-0
2/18	HOWARD PAYNE	W	5-0
2/18	HOWARD PAYNE	W	10-5
2/19	HOWARD PAYNE	W	25-2
2/19	HOWARD PAYNE	W	10-6
2/22	E. NEW MEXICO	W	5-0
2/22	E. NEW MEXICO	W	10-4
2/25	NEW MEXICO	W	15-1
2/26	NEW MEXICO	W	8-4
2/26	NEW MEXICO	W	8-1
3/3	NEW MEXICO STATE	L	8-4

# THE RECORD BOOK

3/4	NEW MEXICO STATE	W	13-1
3/5	NEW MEXICO STATE	W	8-1
3/7	WYOMING	W	9-2
3/9	WYOMING	L	6-3
3/11	TCU	W	1-0
3/12	TCU	L	6-1
3/12	TCU	W	8-4

## Citrus Tournament, Edinburg, Texas

3/14	St. John's	W	2-0
3/17	Miami, Ohio	W	19-0
3/17	New York Tech	W	11-2
3/18	Miami, Ohio	W	2-1
3/18	New York Tech	L	6-4
3/19	St. John's	W	2-0
3/20	Mankato State	W	18-4
3/21	Nebraska-Kearney	W	6-1
3/22	Mankato State	W	19-3
3/23	Nebraska-Kearney	W	18-4
3/26	at Baylor	L	4-0
3/26	at Baylor	W	10-5
3/28	at Baylor	W	4-1
4/1	at Oklahoma	W	6-3
4/2	at Oklahoma	L	10-8
4/4	at Wichita State	L	10-8
4/8	HOUSTON	W	11-3
4/9	HOUSTON	W	11-4
4/9	HOUSTON	W	11-8
4/12	WEST TEXAS A&M	W	23-2
4/13	UT-ARLINGTON	W	12-5
4/15	TEXAS A&M	L (10)	8-5
4/16	TEXAS A&M	W	9-5
4/16	TEXAS A&M	W	6-5
4/22	at Rice	W	10-2
4/23	at Rice	L	12-2
4/23	at Rice	L	7-4
4/29	at Texas	W	6-0
4/30	at Texas	L	9-6
5/1	at Texas	W	4-2

## SWC Tournament, Austin, Texas

5/12	Rice	W	12-11
5/14	at Texas	L	2-1
5/15	Rice	W	2-1
5/15	at Texas	L (12)	4-3

**PLAYERS:** Pitchers- Eric McLaughlin, Ryan Nye, Kelly Free, Jimmy Frush, Travis Smith, Jason Whittle, Eric Newman, Kevin Hannah, Jon Davis, Matt Miller, Jeff Peck, Shane Butler. Catchers- David Lindstrom, Robin Harriss. Infielders- Jason Totman 2B, Luke Potter 2B, Saul Bustos SS, Clint Bryant 3B, Clint Roddy INF, Randy DuRoss 1B, Tony Polizzi SS. Outfielders- Matt Schnabel, Ben Murray, Brody Gregg, Matt DuBuc, Marshall Bennett, Dax Holmstead, Mitch King, Neal Leonard, Brandon Welch.

**COACHES:** Head Coach- Larry Hays. Assistants- Frank Anderson, Mike Bard, Greg Evans, Matt Smith.

## 1995: 51-14

### SWC: 16-8

#### (SWC CHAMPIONS)

Date	Opponent	W/L	Score
2/3	at Arizona State	L	6-3
2/4	at Arizona State	W	10-2
2/5	at Arizona State	L	5-2
2/6	at Grand Canyon	W	15-8
2/7	at Grand Canyon	W	4-1
2/10	WEST TEXAS A&M	W	16-2
2/14	WEST TEXAS A&M	W	10-5
2/17	at New Mexico	W	8-1
2/18	at New Mexico	W	23-6
2/19	at New Mexico	W	9-8
2/21	COLLEGE OF SW	W	17-0
2/25	OKLAHOMA	W	5-4
2/26	OKLAHOMA	L	16-4
3/4	WICHITA STATE	W	15-6
3/4	TEMPLE	W	17-2
3/5	WICHITA STATE	W	7-6
3/5	TEMPLE	W	14-0

3/7	TEMPLE	W	24-10
3/7	TEMPLE	W	11-0
3/9	TEMPLE	W	17-3
3/10	MIAMI, OH	W	4-2
3/11	MIAMI, OH	W	8-1
3/11	TEMPLE	W	15-9
3/12	MIAMI, OH	W	17-0

## SWC First Pitch Tour., Houston, TX

3/16	Texas	W	4-3
3/17	Houston	W	9-7
3/18	Rice	W	9-2
3/19	TCU	L	5-4
3/23	GRAND CANYON	W	10-1
3/24	GRAND CANYON	W	6-2
3/25	GRAND CANYON	W	9-8
3/26	WEST TEXAS A&M	W	4-3
3/31	at TCU	W	5-3
4/1	at TCU	L	4-3
4/1	at TCU	L	3-2
4/7	at Houston	L	7-6
4/8	at Houston	W	6-5
4/8	at Houston	W	15-9
4/11	at UT-Arlington	W	4-1
4/12	at UT-Arlington	W	6-4
4/14	TEXAS	W	26-17
4/15	TEXAS	L	10-7
4/15	TEXAS	W	11-10
4/18	UT-ARLINGTON	W	9-8
4/18	UT-ARLINGTON	W	10-9
4/21	at Texas A&M	L	6-4
4/22	at Texas A&M	W	13-6
4/22	at Texas A&M	W	4-0
4/23	at Texas A&M	L (10)	9-8
4/28	RICE	L	11-5
4/29	RICE	W	15-3
4/29	RICE	W	8-3
5/12	BAYLOR	W	8-4
5/13	BAYLOR	W	11-6
5/13	BAYLOR	W	23-1
5/14	BAYLOR	W	13-3

## SWC Tournament, College Station

5/18	Texas	W	9-3
5/19	Texas A&M	W	6-5
5/20	Texas A&M	L	9-4
5/21	Texas A&M	W	8-6

## NCAA Midwest Regional

5/27	Providence	W	24-5
5/28	Arkansas	W	14-10
5/28	Stanford	W	3-1
5/29	Stanford	L	3-2

5/30 Stanford L  
**6-5 PLAYERS:** Pitchers- Jimmy Frush, Tim Davidson, Jeff Peck, Kirk Ulrich, Travis Smith, Brandon Kolb, Matt Miller, Ryan Brewer, Kelly Free, Mike McCreary, Josh Belovsky, Andy Gonzales, Ryan Nye. Catchers- Neal Leonard, Logan Miller. Infielders- Clint Bryant 3B, Randy DuRoss 1B, Sergio Martinez INF, Marcus McCain INF, Dion Ruecker SS, Jason Totman 2B.  
**COACHES:** Head Coach- Larry Hays. Assistants- Frank Anderson, Mike Bard, Greg Evans, Brody Gregg.

## SEASON NOTES

- Earned first-ever NCAA Appearance
- Won school record 51 victories
- First Southwest Conference tournament championship
- Six consensus All Americas (Bryant, Totman, DuRoss, Welch, Ruecker, Miller)
- Six All SWC honorees (Bryant POY, Totman, DuRoss, Lindstrom, Peck, Frush)
- Team led nation in doubles, batting average, total bases
- Ranked nationally for first time in TTU baseball history
- Final Rankings: 8th Baseball America, 9th USA Today, 10th Collegiate Baseball

## 1996: 49-15

### SWC: 15-9

#### (2ND SWC TOURNEY)

Date	Opponent	W/L	Score
2/2	at San Diego State	W	5-3
2/3	at San Diego State	W	3-1
2/4	at San Diego State	W	5-4

## Olive Garden Classic, Kissimmee, Fla.

2/10	North Carolina	W	12-4
2/11	Georgia Tech	W	8-4
2/12	Wake Forest	W	5-1

## ASU Tournament, Tempe, Ariz.

2/15	Nebraska	W	7-3
2/16	Northwestern	W	11-4
2/17	at Arizona State	W	4-2
2/18	at Arizona State	L	17-16
2/19	at Grand Canyon	W	6-3
2/20	at Grand Canyon	W	12-8


## Red Raider Classic, Lubbock, Texas

2/22	NEW MEXICO	W	8-5
------	------------	---	-----



Texas Tech Head Coach Larry Hays was honored by former Texas coach Cliff Gustafson with a commemorative plaque following his 1,000th career victory in 1995.

# THE RECORD BOOK



Ronnie Matson played for the Red Raiders from 1973 to 1976. He ranks eight on the all-time games played list, ninth in hits (190) and eighth in RBI (141).

2/23	EASTERN MICHIGAN	W	11-1
2/24	NEW MEXICO	W	12-2
2/25	NEW MEXICO	W	13-4
2/26	EASTERN MICHIGAN	W	11-8
2/29	EASTERN MICHIGAN	W	9-4
3/1	EASTERN MICHIGAN	W	24-2
3/2	EASTERN MICHIGAN	W	5-3
3/3	EASTERN MICHIGAN	W	28-8
3/8	WEST TEXAS A&M	W	7-0
3/9	WEST TEXAS A&M	W	14-0
3/10	AIR FORCE	W	11-4
3/10	AIR FORCE	W	10-4
<b>SWC First Pitch, Houston, Texas</b>			
3/14	Texas	L	9-5
3/15	Houston	W	14-5
3/15	Rice	W	14-8
3/16	TCU	W	8-2
3/19	UT-ARLINGTON	W	3-1
3/20	UT-ARLINGTON	W	10-4
3/22	at Baylor	W	23-6
3/23	at Baylor	L	9-0
3/23	at Baylor	W	24-2
3/24	at Baylor	W	11-3
3/29	TEXAS A&M	W	26-9
3/30	TEXAS A&M	W	7-5
3/30	TEXAS A&M	W	10-7
3/31	TEXAS A&M	W	12-1
4/2	Exhib-Midland Angels	L	7-6
4/5	at Rice	L	6-5
4/6	at Rice	L	10-5
4/6	at Rice	W	8-1
4/12	at Texas	L	7-4
4/13	at Texas	L	3-2
4/13	at Texas	L	3-2
4/21	COLLEGE OF SW	W	26-0
4/22	COLLEGE OF SW	W	16-4
4/23	UT-ARLINGTON	W	11-4
4/24	UT-ARLINGTON	W	8-3
4/26	HOUSTON	W	11-1
4/27	HOUSTON	L	5-1
4/27	HOUSTON	W	9-2
5/11	TCU	L	7-4
5/11	TCU	W	9-6
5/12	TCU	W	23-7
<b>SWC Tournament, Lubbock, Texas</b>			
5/15	HOUSTON	W	11-5
5/16	RICE	L	7-3
5/17	TCU	W	10-6

5/18	BAYLOR	W	10-4
5/18	TEXAS	L	8-7
<b>NCAA Central Regional, Lubbock</b>			
5/23	FRESNO STATE	L	12-5
5/24	AKRON	W	7-2
5/25	FRESNO STATE	W	13-2
5/26	SOUTHERN CAL	L	13-10
<b>PLAYERS:</b> Pitchers- Zach Stewart, Brad Ralston, Ryan Brewer, Jimmy Frush, Matt Miller, Chad Reynolds, Kirk Ulrich, Jeff Peck, Monty Ward, Zane Kemp, Tim Davidson, James Bowman. Catchers- David Lindstrom, Brian Fox, Ben Sokolovic. Infielders- Clint Bryant 3B, Stubby Clapp 2B, Dion Ruecker SS, Joe Dillon 1B, Roger Bledsoe 2B. Outfielders- Matt Kastelic, Brad Davis, Chris Chiprez, Marshall Bennett, Sergio Martinez, Duane Price.			
<b>COACHES:</b> Head Coach- Larry Hays. Assistants- Frank Anderson, Marty Lamb, Jamie Cooley.			
<b>SEASON NOTES</b>			
•Hosted first-ever NCAA Regional			
•Earned second straight NCAA Appearance			
•Two consensus All Americas (Kastelic, Bryant)			
•Two academic All Americas (Bryant, Frush)			
•Five All-SWC recipients (Bryant-POY, Lindstrom, Kastelic, Frush, Miller)			
•Final Rankings: 12th USA Today/Baseball Weekly, 15th Baseball America, 17th Collegiate Baseball.			
1997: 46-14			
Big 12: 23-7			
<b>(BIG 12 CHAMPIONS)</b>			
<b>Date</b>	<b>Opponent</b>	<b>W/L</b>	<b>Score</b>
2/11	TCU	L	10-1
2/16	PANHANDLE ST.	W	12-2
2/17	EAST. NEW MEXICO	W	9-4
2/18	EAST. NEW MEXICO	W	17-2
2/21	SOUTHERN ILLINOIS	W	8-5
2/22	SOUTHERN ILLINOIS	W	8-1
2/22	SOUTHERN ILLINOIS	W	9-4
2/28	NEW MEXICO STATE	W	16-6
3/2	NEW MEXICO STATE	W	6-5

3/2	NEW MEXICO STATE	W	8-0
3/3	WEST TEXAS A&M	W	27-7
3/4	WEST TEXAS A&M	W	10-4
3/7	at Texas	L	7-6
3/8	at Texas	W	5-4
3/9	at Texas	W	10-6
3/10	WEST TEXAS A&M	W	7-2
3/11	WEST TEXAS A&M	W	9-1
3/15	IOWA STATE	W	14-0
3/15	IOWA STATE	W	7-0
3/16	IOWA STATE	W	6-4
3/18	COLLEGE OF SW	W	12-1
3/21	at Baylor	W	8-5
3/22	at Baylor	L	3-2
3/23	at Baylor	W	16-3
3/24	HOWARD PAYNE	W	24-7
3/25	COLLEGE OF SW	W	31-3
3/28	OKLAHOMA STATE	L	6-4
3/29	OKLAHOMA STATE	W	12-10
3/30	OKLAHOMA STATE	W	7-6
4/1	at TCU	W	9-3
4/2	at TCU	W	10-5
4/5	at Missouri	W	16-6
4/5	at Missouri	W	18-5
4/6	at Missouri	W	4-2
4/11	KANSAS	W	10-0
4/12	KANSAS	W	18-8
4/13	KANSAS	L	5-3
4/15	GRAND CANYON	W	20-8
4/16	GRAND CANYON	W	21-3
4/18	at Kansas State	W	11-6
4/19	at Kansas State	W	6-1
4/20	at Kansas State	W	12-7
4/22	NEBRASKA	W	9-3
4/23	NEBRASKA	W	13-6
4/23	NEBRASKA	W	8-6
4/26	at Oklahoma	L	5-4
4/27	at Oklahoma	W	6-1
4/27	at Oklahoma	W	18-6
4/29	at New Mexico State	L	12-11
4/30	at New Mexico State	L	19-17
5/9	TEXAS A&M	W	12-9
5/10	TEXAS A&M	L	5-3
5/11	TEXAS A&M	L	13-11
<b>Big 12 Tournament, Oklahoma City</b>			
5/15	Missouri	W	12-2
5/16	Oklahoma	L	5-3
5/16	Texas A&M	W	9-6
5/17	Oklahoma State	W	7-6
5/18	Oklahoma	L	19-17
<b>NCAA Central Regional, Lubbock</b>			
5/22	SW-TEXAS STATE	L (11)	7-6
5/23	SW MISSOURI STATE	L	4-2
<b>PLAYERS:</b> Pitchers- Jeff Peck, Jimmy Frush, Monty Ward, David Therneau, Shane Wright, Kirk Ulrich, Brad Ralston, Jason Gooding, Jimmy Hooper, Zach Stewart, Chad Reynolds. Catchers- Josh Bard, Brandon Buckley, Ben Sokolovic, Brent Huddleston. Infielders- Jess Olivares SS, Adrian Taylor SS, Keith Ginter 2B, Joe Dillon 1B, Cody Barney UT, Carter Ayers UT, Jason Huth INF, Jose Alvarez 3B, Kurt Kristynik 1B-3B. Outfielders- Jake Rinehart, Chris Shuffield, Jason Landreth, Richard Nadeau, Shane Langen, Joe Smith, Duane Price, Steve Richardson, Spencer Patrick.			
<b>SEASON NOTES</b>			
•Won first-ever Big 12 regular season baseball title			
•NCAA Appearance (third consecutive)			
•Second consecutive year hosting regional			
•First-ever Tech squad to secure No. 1 national ranking			
• Three consensus All Americas (Dillon, Ginter, Gooding)			
•Four All-Big 12 First Team honorees (Gooding, Ginter-POY, Dillon-POY, Wright)			
•Everything accomplished after losing			

# THE RECORD BOOK

eight of nine starters from 1996 team.

- Led nation in doubles as team.
- Final Rankings: 11th Collegiate Baseball, 12th Baseball America, 7th USA Baseball Weekly, 11th The Sporting News.

## 1998: 44-20

### Big 12: 18-11

#### (BIG 12 TOURNAMENT CHAMPS)

Date	Opponent	W/L	Score
2/3	at New Mexico	L	7-6
2/6	WEST TEXAS A&M	W	13-8
2/7	WEST TEXAS A&M	W	14-3
2/8	WEST TEXAS A&M	W	19-4
2/10	at TCU	W	9-2
2/11	at TCU	L	12-10
2/13	LONG BEACH STATE	W	5-3
2/14	LONG BEACH STATE	W	12-6
2/15	LONG BEACH STATEW (10)	W	5-4
2/18	at Grand Canyon	W	7-1

#### Oakland A's Invitational, Phoenix, Ariz.

2/19	vs. BYU	L	4-1
2/21	vs. Santa Clara	L	9-4
2/21	vs. Nevada-Reno	W	4-0
2/22	vs. Northwestern	L	7-2
2/24	HOWARD PAYNE	W	6-1
2/27	at Texas A&M	L	5-4
2/28	at Texas A&M	W (10)	6-5
3/1	at Texas A&M	L	11-2
3/6	TEXAS	W	6-3
3/7	TEXAS	W	17-6
3/10	TCU*	W	16-4
3/11	TCU	L (11)	8-7
3/14	LINDENDWOOD	W	19-0
3/17	NEW MEXICO	W	11-7
3/17	NEW MEXICO	W	4-3
3/18	VALLEY CITY STATE	W	23-2
3/20	BAYLOR	L	3-2
3/21	BAYLOR	W	9-1
3/22	BAYLOR	L	10-6
3/24	E. NEW MEXICO	W (13)	6-5
3/27	at Oklahoma State	W	13-12
3/28	at Oklahoma State	W	10-6
3/29	at Oklahoma State	L	10-6
4/3	MISSOURI	W	8-6
4/4	MISSOURI	L (11)	4-2
4/5	MISSOURI	W	13-11
4/7	SUL ROSS STATE	W	23-11
4/8	N.M. HIGHLANDS	W	19-10
4/10	at Kansas	W	18-8
4/11	at Kansas	L	4-1
4/12	at Kansas	W	7-4
4/14	ABILENE CHRISTIAN	W	17-12
4/17	at Iowa State	W	12-2
4/18	at Iowa State	L	10-7
4/19	at Iowa State	W	12-1
4/21	at Nebraska	W	6-5
4/21	at Nebraska	L	2-1
4/22	at Nebraska	L	8-3
4/24	OKLAHOMA	L	15-1
4/25	OKLAHOMA	W	15-11
4/26	OKLAHOMA	W	11-8
4/27	COLLEGE OF SW	W	14-7
5/8	KANSAS STATE	W	13-6
5/9	KANSAS STATE	W	6-5
5/10	KANSAS STATE	W	18-10

#### Big 12 Tournament, Okla. City

5/14	Oklahoma	W	5-1
5/15	Baylor	W	11-4
5/16	Texas A&M	L	11-7
5/17	Oklahoma	W	4-3
5/17	Texas A&M	W	14-7

#### NCAA Atlantic 1 Regional, Miami, Fla.

5/21	North Carolina	W	6-2
5/22	South Carolina	L	9-8
5/23	Miami	L	13-0

**PLAYERS:** Pitchers- Cade Allison, Eric Cooper, Jesse Cornejo, Brad Ralston, Chad Reynolds, Joe Smith, Zach Stewart, Monty Ward, Steve Watkins, Shane Wright. Catchers- Josh Bard, Brandon Buckley. Infielders- Mark Austry 1B, Brennan Burns

3B, Keith Ginter 2B-3B, Jason Huth SS, Kevin Jordan 3B-2B, Scooter Martinez 1B, Peter Nelson 3B-2B, Junior Rodriguez SS, David Tuley 3B. Outfielders- Miles Durham, Jason Landreth, Duane Price, Steve Richardson, Ryan Ruiz, Joe Smith.

#### SEASON NOTES

- Won first-ever Big 12 tournament baseball title
- Fourth consecutive NCAA Appearance
- Sixth straight 40+ win season
- Three consensus All Americas (Wright, Bard, Ginter)
- Three All-Big 12 First Team honorees (Wright, Bard, Ginter)
- Won Big 12 Tournament with only seven pitchers
- Final Rankings: 29th Collegiate Baseball, 25th Baseball America, 28rd USA Baseball Weekly, 24th The Sporting News.

## 1999: 42-17

### Big 12: 18-8

Date	Opponent	W/L	Score
2/5	HOWARD	W	19-1
2/6	HOWARD	W	16-5
2/6	HOWARD	W	19-3
2/7	HOWARD	W	27-2
2/9	TCU	W	8-3
2/12	at Southern California	W	9-8
2/13	at Southern California	L	5-3
2/14	at Southern California	L	5-4
2/15	at Loyola Marymount	L	6-3

#### SDSU Classic, San Diego, Calif.

2/17	at San Diego	L	13-10
2/18	at San Diego State	W	6-2
2/19	vs. Oregon State	W	14-9
2/20	vs. UCLA	W	13-5
2/23	at New Mexico	W	12-5
2/26	KANSAS	W	8-1
2/27	KANSAS	W	11-0
2/28	KANSAS	W	13-5
3/2	NEW MEXICO	W	16-3
3/5	at Missouri	L	7-0
3/6	at Missouri	W	8-1
3/7	at Missouri	W	13-0
3/9	TCU	W	6-5
3/14	TEXAS A&M	W	5-4
3/14	TEXAS A&M	W	9-1
3/16	WEST TEXAS A&M	W	5-1
3/20	UT-PAN AMERICAN	W	6-4
3/20	UT-PAN AMERICAN	W	21-4
3/21	UT-PAN AMERICAN	W	16-2
3/23	WEST TEXAS A&M	W	11-1
3/26	at Baylor	L	2-1
3/27	at Baylor	L (10)	6-5
3/28	at Baylor	L	9-8
3/30	UT-ARLINGTON	W	8-3
4/2	IOWA STATE	W	8-7
4/3	IOWA STATE	W (7)	16-3
4/4	IOWA STATE	W	12-2
4/6	at TCU	W	3-2
4/9	at Oklahoma	W	11-10
4/10	at Oklahoma	W	8-3
4/11	at Oklahoma	W	3-1
4/16	at Texas	L	5-4
4/17	at Texas	W	7-2
4/18	at Texas	W	13-12
4/19	COLLEGE OF SW	L	7-4
4/20	SW TEXAS STATE	W	16-12
4/24	at Kansas State	L	9-7
4/24	at Kansas State	W	9-8
4/27	E. NEW MEXICO	W	11-4
4/30	NEBRASKA	W (5)	10-2
5/3	WAYLAND BAPTIST W (7)	W	16-3
5/14	OKLAHOMA STATE	W	4-3
5/15	OKLAHOMA STATE	L	12-3
5/16	OKLAHOMA STATE	L	12-11

#### Big 12 Tournament, Okla. City

5/19	vs. Texas	L	7-3
5/20	vs. Missouri	L (12)	8-7

#### NCAA Central Regional, Lubbock

5/28	vs. RUTGERS	W	5-2
5/29	vs. UW-Milwaukee	W	8-5
5/30	vs. Rice	L	3-1
5/30	vs. RICE	L	15-11

**PLAYERS:** Pitchers- Cade Allison, Daniel Cole, Eric Cunningham, Michael Duperron, Clancy Fossum, Cesar Gutierrez, Ben Long, Brandon Roberson, Brad Ralston, Chad Reynolds, Steve Rowe, Zach Stewart, Ryan Stonerock, Kevin Tracey, Shane Wright. Catchers- Josh Bard, Joe Juarez, Trey Lunsford. Infielders- Mark Austry 1B/OF, Brennan Burns 3B/1B, Chaz Eiguren 1B/DH, David Garza 2B/OF, Justin Ham INF, Joey Hart 1B/C, Scott Holzhauser 2B/SS, Jason Huth 3B, Allen Marshall SS, David O'Keeffe 3B/1B, Chris Sampson SS, Lance Woodcock SS. Outfielders- Marco Cunningham, Miles Durham, Brandon Plumlee, Steve Richardson, Ryan Ruiz, Bodie Simpson, Jon Weber.

## 2000: 36-26

### Big 12: 18-12

Date	Opponent	W/L	Score
2/2	WEST TEXAS A&M	W	14-3
2/4	NEW MEXICO STATE	W	17-6
2/5	NEW MEXICO STATE	L	17-23
2/6	NEW MEXICO STATE	W	16-4
2/8	WEST TEXAS A&M	W	20-5
2/11	USC	W	4-3
2/12	USC	L	4-9
2/13	USC	W	20-7
2/15	at Texas Christian	L	4-14
2/18	at Long Beach State	L	6-7
2/19	at Long Beach State	L	0-3
2/20	at Long Beach State	L	0-8
2/22	at New Mexico	W	14-11
2/25	MISSOURI	L	14-16
2/26	MISSOURI	W	11-6
2/27	MISSOURI	L	5-6
2/29	NEW MEXICO	W	14-11
3/3	SAN DIEGO STATE	W	11-3
3/4	SAN DIEGO STATE	W	14-6
3/5	SAN DIEGO STATE	W	11-2
3/10	at Texas A&M	W	8-5
3/11	at Texas A&M	L	1-2
3/12	at Texas A&M	L	4-16
3/13	at UT-Pan American	L	7-9



Blake McGinley was a standout reliever for Tech from 2000-01.

# THE RECORD BOOK



Mike Humphreys became the first Red Raider to hit-for-the-cycle when he did so against Sul Ross State on February 16, 1986. Humphreys earned All-America honors that same year.

3/13	at UT-Pan American	L	3-4
3/14	at UT-Pan American	L	5-6
3/17	BAYLOR	W	3-2
3/18	BAYLOR	W	16-11
3/19	BAYLOR	W	10-6
3/24	at Nebraska	L	0-11
3/25	at Nebraska	L	6-7
3/25	at Nebraska	W	7-5
3/28	TEXAS CHRISTIAN	L	5-7
4/1	KANSAS STATE	W	19-7
4/2	KANSAS STATE	W	9-2
4/2	KANSAS STATE	W	9-2
4/8	at Iowa State	W	6-5
4/9	at Iowa State	L	3-6
4/9	at Iowa State	W	5-3
4/14	TEXAS	L	1-3
4/15	TEXAS	W	11-9
4/16	TEXAS	W	6-4
4/18	SW TEXAS STATE	W	19-4
4/21	at Kansas	W	9-4
4/22	at Kansas	L	0-4
4/23	at Kansas	W	12-4
4/25	WAYLAND BAPTIST	W	7-3
4/28	OKLAHOMA	L	4-7
4/29	OKLAHOMA	W	8-7
4/30	OKLAHOMA	W	15-14
5/2	UT-SAN ANTONIO	W	8-6
5/3	UT-SAN ANTONIO	W	15-12
5/12	at Oklahoma State	L	0-2
5/13	at Oklahoma State	L	0-5
5/14	at Oklahoma State	W	7-3

### Big 12 Tournament, Oklahoma City

5/17	Texas	L	4-8
5/18	Texas A&M	W	8-6
5/19	Texas	W	4-3
5/20	Baylor	L	1-10

### NCAA Tournament, Houston, Texas

5/26	Rice	L	2-5
5/27	Princeton	W	10-1
5/27	Rice	L	4-11

**PLAYERS:** Pitchers; Kevin Tracey, Cory Metzler, J.J. Newman, Brandon Roberson, Matt Harbin, Blake McGinley, Steve Rowe, Clancy Fossum, Chad Reynolds, Josh Jones, Aaron Tims, Chaz Ackerman, Cory Sellars, Daniel Cole, Dusty Buck. **POSITION PLAYERS:** Chaz Eiguren, Jason Rainey, Marco Cunningham, Shaun Larkin, Scott Holzhauser, Trey Lunsford, Eric McLamore, Mark Austry, David Garza,

Miles Durham, Grant Culver, Brennan Burns, Chad Landry, David O'Keefe, Daron Bertillon.

### SEASON NOTES

- Team qualified for sixth-straight NCAA Tournament
- Only team to sweep Big 12 regular-season champion Baylor
- Tech won 25 games at Dan Law field for the eighth straight season
- Squad set school records in double plays, hit by pitches and sacrifice flies.
- Larry Hays became ninth coach in NCAA history to win 1,200 games.

### 2001: 43-20-1

#### Big 12: 19-10-1

Date	Opponent	W/L	Score
1/26	HOWARD	W	21-0
1/26	HOWARD	W	25-0

### Astros College Classic, Houston, TX

2/2	vs. TCU	W	5-4
2/3	vs. Rice	L	13-6
2/4	vs. Houston	L	11-5
2/6	WEST TEXAS A&M	W	13-1
2/10	CAL-NORTHRIDGE	L	9-3
2/10	CAL-NORTHRIDGE	W	3-2
2/11	CAL-NORTHRIDGE	W	9-2
2/13	at New Mexico	L	12-11
2/15	vs. UC-Riverside	W	17-6
2/16	vs. Oregon State	L	5-4
2/17	at San Diego State	W	9-1
2/18	vs. San Diego	W	6-1
2/20	HOWARD PAYNE	W	5-4
2/24	NEW MEXICO	W	9-6
2/25	NEW MEXICO	W	7-6
2/25	NEW MEXICO	L	7-5
3/2	NEBRASKA	L	3-2
3/3	NEBRASKA	L	8-7
3/4	NEBRASKA	L	10-8
3/9	at Texas	L	9-8
3/10	at Texas	W	6-5
3/11	at Texas	W	4-3
3/13	E. NEW MEXICO	W	7-2
3/14	VALLEY CITY STATE	W	9-5
3/16	at Kansas State	W	7-0
3/17	at Kansas State	W	16-2
3/18	at Kansas State	L	8-4
3/20	at New Mexico	W	11-9
3/23	OKLAHOMA STATE	W	2-0

3/24	OKLAHOMA STATE	W	10-2
3/25	OKLAHOMA STATE	L	2-1
3/30	at Missouri	L	5-4
3/31	at Missouri	W	10-2
4/1	at Missouri	L	14-9
4/7	IOWA STATE	W	12-2
4/7	IOWA STATE	W	9-3
4/8	IOWA STATE	W	5-2
4/10	WEST TEXAS A&M	W	19-5
4/11	TCU	W	9-4
4/13	TEXAS A&M	W	17-7
4/14	TEXAS A&M	W	4-1
4/15	TEXAS A&M	W	7-4
4/20	at Oklahoma	W	9-3
4/21	at Oklahoma	L	6-5
4/22	at Oklahoma	T	7-7
4/24	at TCU	W	14-4
4/27	KANSAS	W	4-2
4/28	KANSAS	W	2-1
4/29	KANSAS	W	4-3
5/1	TAMU-CC	W	13-2
5/2	TAMU-CC	W	6-2
5/11	at Baylor	W	11-8
5/12	at Baylor	L	2-1
5/13	at Baylor	W	6-5

### Big 12 Tournament, Oklahoma City

5/16	vs. Oklahoma	W	17-5
5/17	vs. Texas A&M	L	8-6
5/18	vs. Oklahoma	L	4-3

### NCAA Fullerton Regional, Fullerton

5/25	vs. Arizona State	L	12-3
5/26	vs. Temple	W	14-3
5/26	vs. Arizona State	W	9-8
5/27	vs. Cal-State Fullerton	W	11-5
5/27	vs. Cal-State Fullerton	L	11-5

### PLAYERS: PITCHERS; Blake McGinley,

Matt Harbin, Chris Phillips, Brandon Roberson, Cory Metzler, Chad Ertel, Richard Simon, Stephen Leist, Phillip Aragon, Clancy Fossum, Joel Simon, Mike Larsen, Steve Rowe. **POSITION PLAYERS;** Austin Cranford, Nick Blankenship, Kerry Hodges, Gera Alvarez, Tony Arnerich, Jason Rainey, Tyler Carson, Bryon Smith, Brent Fossum, Stephen Leist, Chad Landry, Brennan Burns, Matt Deichert, Shaud Williams, Justin Griffis and Jay Alsop. **COACHES;** Larry Hays - Head Coach, GREG EVANS - Asst., DAREN HAYS - Asst., Ryan Brewer - Volunteer Asst., Britt Smith - Operations.

• Texas Tech finished second in the Big 12 regular season marking the highest finish since winning the title in 1997.

• Tech advanced to its seventh consecutive NCAA Tournament

• Tech finished the season ranked 21 by CB, 21 by BA and 23 by ESRN/BW.

### 2002: 42-20

#### Big 12: 16-11

Date	Opponent	W/L	Score
1/25	BYU	W	8-6
1/25	BYU	W	6-5
1/26	BYU	W	10-2
2/2	at New Mexico	W	13-4
2/3	at New Mexico	L	5-3
2/4	at New Mexico	W	21-8

### Astros College Classic, Houston, TX

2/7	vs. TCU	W	2-1
2/8	vs. Louisiana-Lafayette	L	4-3
2/9	vs. Rice	L	17-4

### Lone Star Classic, Round Rock, TX

2/15	vs. Houston	L	3-0
2/16	vs. TCU	W	5-1
2/17	vs. Southwest Texas	W	6-2
2/19	at TCU	W	14-13
2/20	at TCU	W	10-9
2/22	SETON HALL	W	7-4
2/23	SETON HALL	W	10-9
2/24	SETON HALL	W	14-0
3/1	at Texas A&M	L	7-6

# THE RECORD BOOK

3/1	at Texas A&M	L	8-6
3/3	at Texas A&M	L	4-1
3/5	TCU	W	17-11
3/6	TCU	W	17-4
3/8	TEXAS	W	10-5
3/9	TEXAS	L	6-3
3/10	TEXAS	W	9-0
3/12	SAM HOUSTON ST	L	12-11
3/13	SAM HOUSTON ST	W	17-6
3/15	at Oklahoma State	W	9-7
3/16	at Oklahoma State	W	8-3
3/17	at Oklahoma State	L	7-3
3/22	at Nebraska	L	3-1
3/23	at Nebraska	L	8-3
3/24	at Nebraska	W	4-3
3/29	MISSOURI	W	7-4
3/31	MISSOURI	W	13-6
3/31	MISSOURI	W	7-1
4/2	HOWARD PAYNE	W	7-3
4/5	KANSAS STATE	L	7-5
4/6	KANSAS STATE	W	15-0
4/7	KANSAS STATE	L	5-1
4/12	at Kansas	L	14-3
4/13	at Kansas	W	5-2
4/14	at Kansas	W	6-5
4/16	NEW MEXICO	W	6-5
4/19	TEXAS A&M-CC	W	14-7
4/20	TEXAS A&M-CC	W	5-1
4/21	TEXAS A&M-CC	W	8-2
4/27	OKLAHOMA	W	9-3
4/27	OKLAHOMA	W	9-4
4/28	OKLAHOMA	W	10-5
5/10	UT-PAN AMERICAN	W	11-3
5/11	UT-PAN AMERICAN	W	6-4
5/12	UT-PAN AMERICAN	W	14-2
5/17	BAYLOR	W	8-7
5/18	BAYLOR	W	5-2
5/19	BAYLOR	W	11-1

## Big 12 Tournament, Arlington, Texas

5/22	vs. Kansas State	W	5-4
5/23	vs. Nebraska	L	12-8
5/24	vs. Kansas State	L	7-6

## NCAA Regionals, Houston, Texas

5/31	vs. Washington	W	5-4
6/1	vs. Rice	L	6-0
6/1	vs. Washington	L	3-1

**PLAYERS: PITCHERS:** Steve Rowe, Steve Gooch, Dusty Buck, Nathan Fouts, Matt Harbin, Chris Phillips, Adrian Soto, J.J. Newman, Chad Ertel, J.D. Seger, Stephen Leist, Matt Lair, Justin Cleveland, Travis McElroy, Brandon Shaw

**POSITION PLAYERS:** Scooter Jordan, Willie Durazo, Jon Slack, Gera Alvarez, Jake Brown, Bryon Smith, Nick Blankenship, Joel Buchenauer, Cody Fuller, Jake Valles, Madison Edwards, Brent Fossum, Tyler Carson, Travis McElroy, Eric Kitchen, Austin Cranford, Clark Harris

\*Texas Tech set a new school record for consecutive game win streak as the Red Raiders rattled off 16 straight wins. The 16-game win streak is also a new Big 12 record

## 2003: 30-25

### Big 12: 8-18

Date	Opponent	W/L	Score
1/31	NEW MEXICO	W	4-2
2/1	NEW MEXICO	W	10-1
2/2	NEW MEXICO	L	9-6
2/4	WEST TEXAS A&M	W	21-4
2/8	SAN DIEGO	W	8-3
2/8	SAN DIEGO	W	7-3
2/9	SAN DIEGO	W	15-13
2/14	SAN FRANCISCO	W	10-9
2/15	SAN FRANCISCO	W	16-10
2/16	SAN FRANCISCO	L	8-5
2/18	TCU	W	15-11
2/22	at TCU	L	2-1
2/22	at TCU	L	3-2
2/23	at TCU	W	7-5

2/28	NORTHERN IOWA	W	8-7
3/1	NORTHERN IOWA	W (8)	7-6
3/1	NORTHERN IOWA	W	13-9
3/2	NORTHERN IOWA	L	10-9
3/11	TCU	W	6-3
3/14	at Baylor	L	3-1
3/15	at Baylor	W	9-8
3/16	at Baylor	L	9-2
3/21	TEXAS A&M	W	5-4
3/22	TEXAS A&M	L	10-5
3/23	TEXAS A&M	W	6-4
3/28	at Texas	L	5-4
3/29	at Texas	L	11-5
3/30	at Texas	W	5-2
4/4	at Missouri	L	8-6
4/5	at Missouri	L	11-5
4/7	WEST TEXAS A&M	W	10-4
4/8	E. NEW MEXICO	W	12-1
4/11	KANSAS	L	9-8
4/12	KANSAS	W	5-4
4/13	KANSAS	L	7-6
4/15	at New Mexico	L	13-11
4/18	at Kansas State	L	10-8
4/19	at Kansas State	L	5-1
4/20	at Kansas State	W	8-1
4/25	NEBRASKA	W	16-9
4/26	NEBRASKA	L	6-3
4/27	NEBRASKA	L	8-4
4/29	at New Mexico	W	11-8
5/2	at Oklahoma	L	4-1
5/3	at Oklahoma	L	6-1
5/4	at Oklahoma	L	5-4
5/8	WOFFORD	W	20-9
5/9	WOFFORD	W	20-10
5/10	WOFFORD	W	11-10
5/16	OKLAHOMA STATE	L	11-7
5/17	OKLAHOMA STATE	W	8-2
5/18	OKLAHOMA STATE	L	4-3

**PLAYERS: PITCHERS:** Corey Gerstner, Aaron Jones, Jeff Karstens, Nathan Fouts, Tanner McElroy, Steven Thomas, Joseph Llanas, Dusty Buck, Justin Cleveland, Steve Gooch, Juan Razo: **POSITION PLAYERS:** Scooter Jordan, Evan Shahak, Josh Haney, T.J. Bruce, Clint McGill, Christian Colonel, Sean Alexander, Cooper Fouts, Brent Fossum, Travis McElroy, Doug Beck, Ryan Riddle, Cody Fuller, Madison Edwards.

## 2004: 40-21

### Big 12: 17-9

Date	Opponent	W/L	Score
2/5	CAMPBELL	W	18-1
2/6	CAMPBELL	W	19-4
2/7	CAMPBELL	W	9-4
<b>Minute Maid College Classic, Houston</b>			
2/13	vs. Rice	L	9-6
2/14	vs. Houston	W	12-7 (11)
2/15	vs. Ohio State	W	9-4
2/20	NORTHERN ILLINOIS	W	10-9
2/21	NORTHERN ILLINOIS	L	7-5
2/22	NORTHERN ILLINOIS	W	19-3
2/27	TCU	L	6-4
2/28	TCU	L	8-5
2/29	TCU	W	19-9
3/5	AIR FORCE	W	8-4
3/6	HARVARD	W	18-6
3/6	HARVARD	W	30-8
3/7	AIR FORCE	W	11-0 (7)

## Round Rock Classic, Round Rock

3/12	vs. Illinois	W	4-1
3/13	vs. Notre Dame	L	6-1
3/16	at New Mexico	L	4-1
3/19	CLEMSON	L	7-3
3/20	CLEMSON	W	13-10
3/21	CLEMSON	W	5-3
3/23	vs. Houston	W	12-11
3/26	at Texas A&M	L	5-2
3/27	at Texas A&M	L	4-1
3/28	at Texas A&M	W	14-5
4/3	TEXAS	L	4-0

4/3	TEXAS	L	10-0
4/7	HOWARD PAYNE	W	17-5
4/9	at Nebraska	L	3-1
4/10	at Nebraska	W	10-7
4/11	at Nebraska	W	10-3
4/13	WEST TEXAS A&M	W	16-1
4/16	KANSAS STATE	W	8-3
4/17	KANSAS STATE	W	3-0
4/18	KANSAS STATE	W	8-2
4/20	ABILENE CHRISTIAN	W	19-9
4/23	OKLAHOMA	L	10-4
4/24	OKLAHOMA	W	14-4
4/25	OKLAHOMA	W (10)	6-5
4/27	NEW MEXICO	W	10-1
5/1	at Kansas	W	19-7
5/2	at Kansas	W	11-4
5/2	at Kansas	W	18-7
5/7	MISSOURI	W	7-5
5/8	MISSOURI	L	5-3
5/9	MISSOURI	L	3-1
5/12	DALLAS BAPTIST	L	4-3
5/14	at Oklahoma State	L	14-2
5/15	at Oklahoma State	W	6-2
5/16	at Oklahoma State	W (10)	11-8
5/18	NEW MEXICO STATEW(7)	W	20-3
5/21	BAYLOR	W	4-3
5/22	BAYLOR	W	19-18
5/23	BAYLOR	W	12-6

## Big 12 Tournament, Arlington, Texas

5/26	vs. Baylor	L	8-3
5/27	vs. Oklahoma	L	3-1

## NCAA Regionals, Atlanta, Ga.

6/4	vs. Mississippi State	W	10-6
6/5	vs. Georgia Tech	L	9-3
6/5	vs. Mississippi State	W	14-7
6/6	vs. Georgia Tech	L	5-3

**PLAYERS: PITCHERS:** Corey Gerstner, John Milton, Dallas Braden, Michael McGowan, Steven Thomas, Steve Gooch, Randy Gattis, Ryan Dreibelbis, Marcus Simpson, Joel Evans, Barrett Pliier, Juan Razo, Adam Fry, Tanner McElroy, Blake Renner: **POSITION PLAYERS:** Cameron Blair, Josh Brady, Josh Haney, Michael Mask, Madison Edwards, Jose Delgado, Cody Fuller, Ryan Andrews, Cooper Fouts, Michael Cappuccio, Matthew Coco, Jacob Jones, David Steffey, Marcus Lewis, Sean Iverson

\*Texas Tech finished third in the Big 12 regular season and made its ninth appearance in the NCAA Tournament.



Jason Rainey (2000-01) set a Texas Tech school record for triples in a season with nine in 2000.

# THE RECORD BOOK



Kyle Martin wrapped up his two-year career in 2007 and finished 23 doubles, 21 home runs and 76 RBIs.

## 2005: 34-25 Big 12: 9-16

Date	Opponent	W/L	Score
2/8	NEW MEXICO	W	18-6
2/11	NORTHERN ILLINOIS	W	13-7
2/12	NORTHERN ILLINOIS	W	17-7
2/13	NORTHERN ILLINOIS	W	12-7
2/15	at TCU	W	7-4
2/19	WESTERN ILLINOIS	W	9-5
2/19	WESTERN ILLINOIS	L	6-1
2/20	WESTERN ILLINOIS	W	22-7
2/22	DALLAS BAPTIST	W	7-0

### Rockhounds Classic, Midland

2/26	vs. Lamar	W	5-3
2/27	vs. UTSA	W	22-7
2/27	vs. New Mexico State	W	7-4
3/1	TEXAS-ARLINGTON	W	8-0
3/4	NORTHERN IOWA	L	9-7
3/5	NORTHERN IOWA	W	6-5
3/6	NORTHERN IOWA	W	11-5
3/8	at TCU	L	9-2

### Public Storage Classic, Los Angeles

3/11	at USC	L	6-1
3/12	vs. UC-Irvine	W	14-10
3/13	vs. Wichita State	L	6-5
3/18	TEXAS A&M	W	13-1
3/19	TEXAS A&M	W	1-0
3/20	TEXAS A&M	L	7-5
3/24	at Texas	L	7-3
3/25	at Texas	L	8-7
3/29	at Texas-Arlington	W	5-4
4/1	at Missouri	L	25-0
4/2	at Missouri	L	7-2
4/3	at Missouri	W	5-3
4/6	ANGELO STATE	W	11-6
4/8	OKLAHOMA STATE	L	6-4
4/9	OKLAHOMA STATE	W	12-8
4/10	OKLAHOMA STATE	W	10-9
4/13	HARDIN-SIMMONS	W	10-6
4/15	at Kansas State	W	11-7
4/16	at Kansas State	L	7-5
4/17	at Kansas State	L	13-12
4/22	KANSAS	W	9-7
4/23	KANSAS	L	13-7
4/26	NEW MEXICO	W	10-2
4/27	COLLEGE SW	W	11-4
4/29	at Baylor	L	6-1
4/30	at Baylor	W	3-2
5/1	at Baylor	L	8-5
5/5	DALLAS BAPTIST	W	6-2
5/6	DALLAS BAPTIST	L	9-3

5/7	DALLAS BAPTIST	L	26-16
5/10	NEW MEXICO STATE	W	8-4
5/13	NEBRASKA	L	9-4
5/14	NEBRASKA	L	6-1
5/15	NEBRASKA	W	7-6
5/16	NEW MEXICO	W	14-6
5/17	at New Mexico State	W	12-6
5/20	at Oklahoma	L	6-3
5/21	at Oklahoma	L	3-1
5/22	at Oklahoma	L	14-11

### Big 12 Tournament, Oklahoma City

5/25	vs. Nebraska	W	5-3
5/26	vs. Missouri	L	10-1
5/27	vs. Nebraska	L	2-1

**PLAYERS: PITCHERS:** Tanner McElroy, Zach Butler, Billy Carnline, Carleton Hargrove, Adam Lawford, Dustin Richardson, Brian Wyatt, Randy Gattis, Joe McCoy, Fielding Lewis, Adam Fry, Casey Zachry, Brady Conine, Michael McGowan; **POSITION PLAYERS:** Joey Callender, Cameron Blair, Carey Avants, Brent Thomas, Cody Fuller, Matt Smith, Trey Stewart, Cooper Fouts, Madison Edwards, Chris Williams, Brian Capps, Travis Young, Josh Wilson, Chris Richburg, David Steffey, Patrick Smart, Drew Roberts, Jon Capuccio

## 2006: 31-26-1

### Big 12: 9-16-1

Date	Opponent	W/L	Score
2/3	LA-MONROE	W	21-5
2/4	LA-MONROE	W	15-4
2/5	LA-MONROE	W	11-10
2/10	vs. Rice	L	5-1
2/11	vs. Tulane	L	6-4
2/12	vs. Houston	L	5-1
2/14	at New Mexico	W	8-7
2/19	ST. JOHN'S	W (10)	8-7
2/20	E. JOHN MEXICO	W	16-0

### Midland College Classic, Midland

2/23	vs. Dallas Baptist	W	13-5
2/24	vs. Texas-Arlington	W	15-7
2/25	vs. Oral Roberts	W	7-4
2/28	at Arizona State	L	13-5
3/2	CAMPBELL	L	7-5
3/3	CAMPBELL	W	5-3
3/4	CAMPBELL	W	6-4
3/6	at UNLV	W	9-0

3/7	at UNLV	L	16-11
3/9	UNC ASHEVILLE	W	10-8
3/10	UNC ASHEVILLE	W	8-7
3/11	UNC ASHEVILLE	W	7-4
3/14	vs. New Mexico State	W	8-4
3/17	TEXAS	L	4-3
3/18	TEXAS	W	2-1
3/21	WAYLAND BAPTIST	W	6-4
3/24	at Texas A&M	W	11-5
3/25	at Texas A&M	L	5-1
3/26	at Texas A&M	L	5-4
3/29	TEXAS WESLEYAN W(12)	12-11	
3/31	BAYLOR	L	2-1
4/1	BAYLOR	W	14-4
4/2	BAYLOR	W	14-1
4/4	NEW MEXICO STATE	L	9-4
4/7	at Kansas	L	5-3
4/8	at Kansas	W (10)	8-6
4/9	at Kansas	L	5-3
4/11	NEW MEXICO	W	14-7
4/13	KANSAS STATE	W	4-2
4/14	KANSAS STATE	L	16-5
4/15	KANSAS STATE	T	11-11
4/17	ARIZONA STATE	W	7-2
4/21	OKLAHOMA	L	5-2
4/22	OKLAHOMA	L	6-5
4/23	OKLAHOMA	L	8-2
4/25	NEW MEXICO	W	6-4
4/29	at Nebraska	L (11)	4-3
4/29	at Nebraska	L	14-4
4/30	at Nebraska	L	14-4
5/10	at New Mexico	W	15-4
5/12	MISSOURI	W	13-1
5/13	MISSOURI	W	5-4
5/14	MISSOURI	W	3-2
5/19	at Oklahoma State	L	6-4
5/20	at Oklahoma State	L	5-3
5/21	at Oklahoma State	L	7-3

### Big 12 Tournament, Oklahoma City

5/24	vs. Texas	L	4-0
5/25	vs. Nebraska	L	6-4
5/26	vs. Baylor	L	5-3

**PLAYERS: PITCHERS:** Colt Hynes, Miles Morgan, Dustin Richardson, Josh Tomlin, AJ Ramos, Aaron Odom, Brian Cloud, Randy Gattis, Zach Butler, Jon Plefka, Cory Large, David Dinsmore, Carleton Hargrove, Joe McCoy, Jason Seefeld, Matt Paradoski, Drew Evans; **POSITION PLAYERS:** Matt Smith, Roger Kieschnick, Brian Capps, Joey Callender, Willie Rueda, Trey Stewart, Kyle Martin, Blair Wilkins, Tyler Reves, James Leverton, Patrick Smart, David Groener, Josh Tomlin, Drew Evans, Jason Seefeld, Chris Williams, Casey Zachry, Jon Capuccio, Randy Gattis, Tim Ahern

## 2007: 28-27

### Big 12: 8-18

Date	Opponent	W/L	Score
2/3	Stephen F. Austin	W	4-3
2/4	Stephen F. Austin	L	2-1
2/6	New Mexico	L	15-13
2/9	Northwestern	L	12-7
2/10	Northwestern	W	4-3
2/11	Western Illinois	W	12-2
2/12	Western Illinois	W	13-11
2/16	vs. Dallas Baptist	W	21-1
2/17	vs. St. John's	W	10-6
2/18	vs. St. John's	W	7-5
2/23	Northern Illinois	W	6-5
2/24	Northern Illinois	L	8-5
2/25	Northern Illinois	W	4-1
2/27	at New Mexico	W	10-8
3/2	Cal State Northridge	W	5-0
3/3	Cal State Northridge	L	8-3
3/4	Cal State Northridge	W	10-5
3/6	UNLV	W	7-6
3/7	UNLV	L	5-4

Whataburger Classic, Corpus Christi





# THE RECORD BOOK

3/9 vs. TAMU-CC	W	9-4
3/10 vs. Rice	L	5-1
3/11 vs. TCU	W	4-1
3/15 Nebraska	W	7-6
3/16 Nebraska	L	13-1
3/17 Nebraska	W	9-8
3/23 at Baylor	L	5-1
3/24 at Baylor	W	8-7
3/25 at Baylor	L	14-4
3/27 New Mexico State	W	10-3
3/30 at Kansas State	L	4-3
3/31 at Kansas State	W	16-5
4/1 at Kansas State	L	7-3
4/5 Texas A&M	L	7-4
4/6 Texas A&M	W	8-3
4/10 Hardin Simmons	W	17-6
4/13 at Texas	L	7-2
4/14 at Texas	L	10-1
4/15 at Texas	L	4-2
4/20 Kansas	W	1-0
4/21 Kansas	W	3-1
4/22 Kansas	L	8-1
4/23 College of Southwest	W	9-3
4/25 at TCU	L	8-6
4/27 at Missouri	L	10-4
4/28 at Missouri	L	12-7
4/29 at Missouri	L	6-5
5/1 Dallas Baptist	W	15-6
5/11 Oklahoma State	L	13-5
5/12 Oklahoma State	L	7-0
5/13 Oklahoma State	L	10-0
5/14 New Mexico	W	9-8
5/15 vs. New Mexico State	L	5-4
5/18 at Oklahoma	L	6-5
5/19 at Oklahoma	L	8-7
5/20 at Oklahoma	W	15-5

**PLAYERS: PITCHERS:** Travis Young, AJ Ramos, Aaron Odom, Colt Hynes, Josh Scofield, Chris Ortmeier, Miles Morgan, Paul Gonzalez, Collin Auten, Trey Schurr, Cory Large, Brian Cloud, Sam Janca

**POSITION PLAYERS:** Doug Thennis, Taylor Ashby, Geoff Byrns, Roger Kieschnick, Chris Hall, James Leverton, Matt Smith, Kyle Martin, Donald Muth, Chris Richburg, Jason Seefeld, Blake Lemen, Drew Evans, Joey Kenworthy, Carter Gwinn, Ben Baker, Tim Ahern, Willie Rueda

## HISTORICAL TIMELINE

### 1926

Texas Tech played its first baseball game, posting an 18-9 victory over West Texas. The game was played at the Tech athletic fields.

### 1926

Tech had its first double-digit win season. They posted a 10-2-1 record.

### April 14, 1926

Texas Tech recorded its first no-hitter in school history. Volney "Satch" Hill pitches the no-hitter for the team, to lead the Red Raiders to a 3-0 win over McMurry. The game was also the first shutout for Tech.

### 1927

R.G. Higginbotham took over as the head coach at Tech. He had a 10-17 record in two seasons.

### May 6, 1929

Texas Tech played rival Texas A&M for the first time losing 9-5 in College Station, Texas.

### March 26, 1954

Tech played its first baseball game since 1929. The team lost to Sul Ross State 23-1. The Red Raiders were coached by Beattie Feathers who had a 40-57-1 record in seven seasons as head coach.

### March 10, 1961

Berl Huffman coached his first game as head coach for Tech. The Red Raiders beat New Mexico Highlands 3-2. Huffman had a 79-87 record in seven seasons at Tech.

### April 2, 1962

Ramey Brandon pitches a no-hitter as the Red Raiders defeat Eastern New Mexico 2-0 in the second game of a double-header.

### April 18, 1966

The Red Raiders played 17 innings before losing 2-1 to Southeastern Oklahoma. The meeting still stands as the longest game in Texas Tech Baseball history as neither team scored until the 11th inning. David Callerman pitched all 17 innings allowing only one hit in the 12th inning.

### April 27, 1966

Dave Callerman and Pat Abbott combine on a no-hitter in a 17-0 victory against West Texas State.

### 1968

Texas Tech played Texas on March 20, 1968, to open play in the Southwest Conference. Texas defeated the Red Raiders 7-5 in Austin, Texas.

### March 1, 1968

Kal Segrist took over as head coach for the Red Raiders. The team beat New Mexico Highlands 7-3 in his first game. Segrist led the team to a 309-323 record in 16 seasons at Texas Tech.

### April 23, 1971

Ruben Garcia tosses a no-hitter in a 1-0 win at Baylor. Garcia's no hitter still stands as the last no-hitter at Tech.

### 1972

Doug Ault, first baseman, led the nation in batting (.473 avg).

### March 21, 1975

Tech hit six triples, setting a school record, in a 9-5 win at Rice. Mike Bewley also set a school record by driving in all nine runs in the victory.

### April 18, 1975

Ron Mattson set a school record by hitting three triples in a 14-5 victory over Arkansas.

### April 24, 1976

Gary Ashby tied a school record with three triples in a 13-5 win over Rice.

### 1976

The Red Raiders went 30-22 giving the school its first-ever 30-win season.

### Feb. 17, 1884

Gary Ashby, a Texas Tech player from 1974-77, coached his first game for the Red Raiders. The team won 19-11 against Hardin-Simmons. Ashby coached Tech for three years and had an 89-78 record.

### March 20, 1984

Texas Tech hits eight home runs in a 22-1 win over Sul Ross State. Johnny Vidales and Todd Howey each had four home runs. The pair both broke the school record for home runs in one game. They also tied each other with 16 total bases, another school record.

### March 23, 1984

Tech set a school record, by having 30 RBI's in a 30-21 victory over Baylor. The Red Raiders also blasted eight home runs, tying a school record they had set just three days before. John Grimes had nine RBI's, tying a school record.

### 1984

Tech led the nation with a .358 batting average. They also were fifth in the nation with 9.2 runs scored per game. The team led the nation in slugging percentage with a .620 percentage. The Raiders hit 107 home runs, the fifth most in NCAA history at the time.

### Feb. 16, 1986

Mike Humphreys became the first Tech player ever to hit for the cycle. He went 4-4 in a 15-6 victory over Sul Ross State.

### Feb. 6, 1987

Texas Tech beat New Mexico 5-3 in its first game under Larry Hays. Hays is 626-325-2 in 16 seasons as head coach at Texas Tech.

### 1988

Tech's baseball field was named Dan Law Field after a local businessman and former player.

### March 20, 1990

Jeff Beck, Kevin Kirk, Brian Boesiger, and Kurt Shipley combine on a no-hitter in a 11-0 victory over the College of the Southwest.

# THE RECORD BOOK



## 1991

The Red Raiders won 42 games, the team's first 40-win season.

## Feb. 10, 1995

Red Raider base runners stole 10 bases breaking a school record in a 16-2 win over West Texas A&M. Clint Bryant drew 5 walks, breaking the school record.

## May 27, 1995

Texas Tech broke a school record with 59 total bases in a 24-5 win over Providence. Clint Bryant hit for the cycle as he went 4-for-5 with 6 RBI's.

## 1995

After a record of 51-14, the Texas Tech Baseball team made it's first ever NCAA post-season appearance. The team also won the SWC regular-season and tournament championships. Making another first for Texas Tech Baseball, the team was nationally ranked, and at the end of the season their standing was 8th in Baseball America and 10th in Collegiate Baseball.

## March 3, 1996

Neal Leonard hit for cycle while driving in six runs. He was 4-for-4 after coming off the bench in the 3rd inning in a 28-8 win over Eastern Michigan.

## March 23, 1996

The Red Raiders tied a school record exactly 12 years to the day by hitting 8 home runs against Baylor in a 24-2 win. Tech also drew 17 walks, tying another school record.

## March 29, 1996

Texas Tech beat Texas A&M 26-9, and tied a school record with 59 total bases.

## April 26, 1996

Stubby Clapp tied a school record by hitting three triples in an 11-1 win over Houston.

## May 12, 1996

Tech tied a school record by stealing 10 bases in a 23-7 win against TCU.

## May 26, 1996

Joe Dillon set a new school record with six hits in the last game of the season. Tech lost 43-10 in 11-innings to USC in the last game of the Regional in Lubbock. The game is the most attended game ever at Dan Law as 5,814 fans came out.

## 1996

Texas Tech hosted the Southwest Conference Post-Season tournament. The four-day event drew 31,542 fans.

## 1996

Tech hosted its first ever NCAA Regional Tournament. It was a six-team regional that averaged 2,809 fans per game. Tech finished the season ranked 15th in Baseball America and 17th in Collegiate Baseball.

## 1997

The Red Raiders won the first-ever Big 12 regular-season baseball title. The Red Raiders finished the season ranked 11th in Collegiate Baseball and 12th in Baseball America. Texas Tech hosted a NCAA Regional tournament for the second straight year, and the event drew over 23,000 fans.

## March 25, 1997

Tech set a school record with 58 at-bats in a 31-3 victory over the College of Southwest. The 31 runs scored is also the school record for most runs in a game. Tech pounded out 32 hits in the game, also a school record. Shane Langen went 6-for-7 to tie the school record with six hits in one game.

## April 14, 1997

Texas Tech earns its first and only No. 1 national ranking.

## April 4, 1998

Monty Ward pitched all 11 innings in a 4-2 loss to Missouri. The 11-innings is the second most innings a Red Raider has ever pitched in one game.

## May 14, 1998

Texas Tech beat Oklahoma 5-1 in the first round of the Big 12 Tournament for the school's 1,000th win.

## 1998

Tech won the Big 12 Conference Tournament for the first time. 1999. Texas Tech hosted a four-team NCAA Regional and ranked sixth among the 16 regionals in attendance as the tourney drew a total of 19,869 fans. The Red Raiders also set the school record for attendance in a season.

## April 20, 1999

Jon Weber became the fourth Red Raider ever to hit for the cycle. He went 4-for-5 in a 16-12 win over SW Texas State.

## 2001

Tech finished the season ranked 21st by both Collegiate Baseball and Baseball America.

## April 26, 2001

The Red Raiders tied a school record by scoring 11 runs in an inning in a 21-0 shutout over Howard.

## 2002

A new state-of-the-art clubhouse was built on the northeast corner of the stadium and was apart of \$1.3 million renovation to the stadium that year. A new outfield fence was constructed along with a interior brick façade and exterior fence.

## March 13, 2002

Jon Slack set a new school record by scoring 6 runs in a 17-6 victory over Sam Houston State.

## March 29, 2002

Larry Hays became just the sixth-ever coach in NCAA history to win 1,300 games in a career. Tech defeated Missouri 7-4.

## April 27, 2002

Gera Alvarez set a new school record, hitting safely in his 30th consecutive game against Oklahoma. He helped lead Tech to a 9-4 win over Oklahoma in that game.

## May 22, 2002

Texas Tech set a school record with a 16-game winning streak, beating Kansas State in the Big 12 Tournament 5-4.

## June 5, 2004

Texas Tech made its ninth appearance in the NCAA Tournament at the Atlanta Regional hosted by Georgia Tech.

## June 2004

Josh Brady ended a stellar season as he was named to various All-America Teams becoming the first consensus All-American since Josh Bard in 1999.

## February 27, 2005

Head Coach Larry Hays became just the fifth coach in NCAA history to reach 1,400 career wins. Tech defeated Lamar 5-3 in the first game of the Rockhounds Classic in Midland.

## November, 2007

Texas Tech completed a state-of-the-art FieldTurf installation at Dan Law Field. Prior to the FieldTurf, Tech had been utilizing a combination of AstroTurf and grass. The Field Turf covers the entire playing surface at Dan Law Field with the only dirt area being the pitching mound.

## NO-HITTERS

Tech's first no-no came just seven games deep into the first season! The next two no-hitters Tech was involved in were in losing causes—and came almost exactly 11 months apart—and were by the same school: Texas Lutheran. Six of the eight no-nos have come in the month of April. Tech's first two gems came nine years and three weeks apart. It only took four years between the second and the third gems, but it's been done just once in the last 26 years—that in 1990.

### NO-HITTERS (TEXAS TECH)

April 19, 1926 - Volney "Satch" Hill (Texas Tech)  
 April 22, 1062 - Ramey Brandon (Texas Tech)  
 April 27, 1966 - Dave Callerman and Pat Abbott (Texas Tech)  
 April 23, 1971 - Ruben Garcia (Texas Tech)  
 March 20, 1990 - Jeff Beck, Kevin Kirk, Brian Boesinger, Kurt Shiple (Texas Tech)

### TEXAS TECH VS. McMURRAY, APRIL 19, 1926

**Result:** Texas Tech 3, McMurray 0  
**Pitcher Involved:** Volney Hill  
 Volney "Satch" Hill not only threw a no-hitter but also drove in two of the three runs the Red Raiders scored. Hill, who threw four complete games in five starts, had hurled an 11-inning game against Daniel Baker that was halted by darkness (at 3-3) in his first outing as a Raider. The spitball artist has also led the team in hitting.



Hill

### TEXAS TECH VS. EASTERN NEW MEXICO, APRIL 22, 1962

**Result:** Texas Tech 2, E. New Mexico 0  
**Pitcher Involved:** Ramey Brandon  
 Ramey Brandon was in hot water much of the game due to seven bases on balls and two wild pitches. One batter reached third base and three others made second. In the third Gordon Hill walked, was sacrificed to second and took third on a wild pitch. On a potential wild pitch, catcher Doug Cannon threw Hill out at the plate with Brandon covering. In the fourth Brandon walked two but no one was out stealing and the other one was caught trying to go from first to third on an error by second baseman Ronnie Ayers. ENMU went down 1-2-3 in the second, fifth and sixth innings. In the seventh the first two batters walked but Brandon fanned the third man. The final batter bounced into 4-6-3 to end the game. Brandon also had one of Tech's seven hits in the game.



Brandon

### TEXAS TECH VS. WEST TEXAS STATE, APRIL 27, 1966

**Result:** Texas Tech 17, West Texas State 0  
**Pitcher(s) Involved:** Dave Callerman & Pat Abbott  
 Lee Watt's three-run homer highlighted a 14-run first inning in the nightcap of a doubleheader. The game was never in doubt as the Red Raiders managed 17 runs on 17 hits. Dave "The Cisco Kid" Callerman pitched four innings and Pat Abbott retired the side in order in the fifth inning, when the game was called by the "mercy" rule. The home game was played at Tech Diamond. Neither Tech pitcher walked a batter, but one Buffalo reached base on an error.



Abbott

### TEXAS TECH VS. BAYLOR, APRIL 23, 1971

**Result:** Texas Tech 1, Baylor 0  
**Pitcher Involved:** Ruben Garcia  
 Ruben Garcia, who had flirted with no-hitters twice earlier in the year, needed eight innings to post his school-record setting seventh win of the season. The Brownfield southpaw allowed only four base runners: one on an error in the first and a hit batter in the second. After that he retired 19 straight batters before walking a pair of pinch-hitters in the eighth. Doug Ault's leadoff double to left center in the eighth, Roy Carver's single and Dave Hazzard's sacrifice fly scored the game's only run. Garcia, who collected his second hit of the year, recorded his fifth shutout, seventh complete game, notched his 105<sup>th</sup> strikeout, and lowered his ERA to 0.55, all Tech records at the time.



Garcia

### NO-HITTERS (AGAINST)

April 23, 1955 - Pete Correa (Texas Lutheran)  
 March 28, 1956 - Ray Erxleben (Texas Lutheran)  
 April 30, 1967 - Bill Gillbreath (Abilene Christian)  
 April 1, 2005 - Max Scherzer, Michael Cole (Missouri)

### TEXAS TECH VS. COLLEGE SOUTHWEST, MARCH 20, 1990

**Result:** Texas Tech 11, College of the Southwest 0  
**Pitcher(s) Involved:** Jeff Beck, Kevin Kirk, Brian Boesinger and Kurt Shiple  
 Four Red Raiders split the honors. Jeff Beck pitched three perfect innings. In the first all three batters bounced back to the mound. In the second the Mustangs went down 9, 3-1, line to second. In the third it was 9, 8, f3. Kevin Kirk worked the 4<sup>th</sup> and 5<sup>th</sup>, walking one and hitting a batter with two down in the fourth. Brian Boesinger got two strikeouts and a fly to left in the sixth and Kurt Shiple got a pop to left, a 4-3 grounder and then ended the game with a strikeout. Tech pitchers faced only 23 batters and just one runner advanced to second. A nine run second inning by Tech put the second game of the twin bill game out of reach.



Kirk

### TEXAS TECH VS. TEXAS LUTHERAN, APRIL 23, 1955

**Result:** Texas Lutheran 15, Texas Tech 0  
**Pitcher Involved:** Pete Correa  
 Southpaw Pete Correa faced the minimum 27 batters. However, Correa who threw 75 strikes in 105 efforts, walked second baseman Fulton Smith to open the sixth, but pinch hitter John Henry Bates grounded into a 6-4-3 double play on the first pitch. Correa fanned 15 batters and went 2-for-5 at the plate. Here's how his strikeouts came by inning: 1,3,2,1,1,1,2,1,3.



### TEXAS TECH VS. TEXAS LUTHERAN, MARCH 28, 1956

**Result:** Texas Lutheran 7, Texas Tech 0  
**Pitcher Involved:** Ray Erxleben  
 Ray Erxleben allowed just one base runner in improving his record to 3-0. Erxleben had pitched 29 innings, 27 of them scoreless, struck out 29, walked 10 and allowed just one earned run. In the nightcap, Pete Correa fanned 15 batters and walked only one in running his record to 3-1 and had a no-hitter until Red Raider outfielder Dave Allen blooped a single down the first base line in the eighth inning of a 2-0 game.



### TEXAS TECH VS. ABILENE CHRISTIAN, APRIL 30, 1967

**Result:** Abilene Christian 1, Texas Tech 0  
**Pitcher Involved:** Bill Gillbreath  
 Bill Gillbreath always gave Texas Tech fits—and this day was no different. Gillbreath faced only 21 batters in the 7-inning game, fanning 14 and walking three en route to his eighth win in nine decisions on the year. The game's lone run came in the fourth when, with one out, Jimmy Lawson drew a walk, John Moss doubled and then Alvin O'Dell sacrifice fly scored the game's only run. Tech, in the nightcap, recorded 17 hits in a 19-1 blowout.



### TEXAS TECH VS. MISSOURI, APRIL 1, 2005

**Result:** Missouri 25, Texas Tech 0  
**Pitcher(s) Involved:** Max Scherzer and Michael Cole  
 Missouri handed Texas Tech a school-record tying loss as the Tigers pounded out 25 runs and rode the arms of Max Scherzer and Michael Cole. Scherzer struckout 14 batters over the first seven innings before turning it over to Cole who struckout four over the final two frames. Missouri scored 17 runs in the bottom of the second inning as Tech hit four batters, and walked eight.



# THE RECORD BOOK



## HIT-FOR-CYCLE



### MIKE HUMPHREYS

vs. Sul Ross State (2/16/86)

3rd inning: 2-run home run; 4th inning: single; Humphreys logged a double and a triple to complete the cycle - the exact innings are unknown.  
(4-4, 5 RBI, 3 RS)


#### OFFICIAL BOX SCORE

Sul Ross	AB	R	H	BI
Moreno	4	1	3	2
JMorris	4	1	2	3
Ryan	4	0	1	0
Duarte	3	0	0	0
Pinnell	4	1	1	1
Venner	2	1	0	0
Cantu	2	1	1	0
McGuaret	2	0	0	0
Jarrett	3	0	1	0
Bowman	1	1	1	0

**TOTALS** 29 6 10 6

Tx Tech	AB	R	H	BI
Darnell	2	2	1	0
Lance	2	1	1	0
Humphreys	4	3	4	5
Booth	2	2	2	1
Vidales	3	1	2	1
Sandoval	1	1	1	0
Maldonado	4	0	2	2
Spencer	2	0	0	0
Hernandez	2	2	2	1
Ragan	3	1	0	0
Meador	3	1	1	2
Lowery	4	1	2	1
Zach	0	0	0	0

**TOTALS** 32 15 18 13



### CLINT BRYANT

vs. Providence (5/27/95)

1st: 2-run double LF; 1st struck out looking to end inning; 3rd: walked 4 pitches; 5th: RBI triple RC; 7th: leadoff single LF; 8th: 3-run home run.  
(4-5, 6 RBI, 3 RS)

#### OFFICIAL BOX SCORE

Providence	AB	R	H	BI
McDonald	5	0	3	0
Bike	3	0	0	0
Harrington	2	1	1	1
O'Toole	4	1	2	1
Delvecchio	5	0	2	0
Tucci	5	1	2	0
Garside	4	1	2	0
Kinski	4	0	2	0
Vafiades	4	1	1	2
Palmieri	3	0	0	1
Tarnul	1	0	0	0
Pandolfi	0	0	0	0
Incantalupo	0	0	0	0
Byrom	0	0	0	0
Murray	0	0	0	0

**TOTALS** 40 5 15 5

Tx Tech	AB	R	H	BI
Totman	6	2	3	1
DuRoss	6	4	4	2
Bryant	5	3	4	6
Hernandez	0	0	0	0
Kastelic	5	1	3	1
Leonard	0	0	0	0
Gonzales	5	3	2	3
Welch	6	2	2	1
Lindstrom	6	3	3	4
Miller	0	0	0	0
Ruecker	6	3	3	4
Holmstead	6	3	3	2
Smith	0	0	0	0

**TOTALS** 0 11 24 9



### NEAL LEONARD

vs. Eastern Michigan (3/3/96)

Did not start the game. 3rd: RBI double LF; 4th: 2-run single LF; 6th: 3-run home run; 8th: triple LF.  
(4-4, 6 RBI, 3 RS)


#### OFFICIAL BOX SCORE

E.Mich	AB	R	H	BI
Miller	1	0	1	0
Stoll	4	1	1	0
McGavin	6	2	2	0
DeDonatts	1	0	0	0
Carono	4	1	2	2
Baker	3	3	2	1
McCarthy	1	0	0	0
Ryan	3	1	3	1
Barrett	1	0	0	0
Rodger	3	0	0	1
Fetzer	1	0	0	0
Kirian	3	0	0	0
Vokal	4	0	1	1
Aldridge	4	0	0	1

**TOTALS** 39 8 12 7

Tx Tech	AB	R	H	BI
Kastelic	2	1	0	2
Leonard	4	3	4	6
Clapp	1	3	1	0
Bledsoe	3	0	0	1
Bryant	7	3	3	4
Lindstrom	1	2	0	0
Sokolovic	4	0	0	0
Ruecker	6	4	5	6
Dillion	2	1	2	2
Fox	3	1	2	2
Bennett	1	2	1	1
Chiprez	3	0	0	0
Martinez	4	4	2	1
Davis	1	2	1	1
Price	1	2	0	0

**TOTALS** 43 28 21



### JON WEBER

vs. Southwest Texas (4/20/99)

1st inning: RBI single; 2nd inning: 2-run double; 3rd inning: walked; 4th inning: RBI triple; 6th inning: solo HR.  
(4-5, 5 RBI, 4 RS)

#### OFFICIAL BOX SCORE

SW Tex	AB	R	H	BI
Moore	6	1	1	0
Dominguez	4	3	3	1
Janek	6	1	1	0
Spadlin	5	4	5	2
Tompkins	5	1	2	4
Seaman	4	2	3	1
Houser	1	0	1	0
Wnkلمان	4	0	2	1
Gonzales	4	0	1	2
Anderson	5	0	0	0

**TOTALS** 44 12 19 11

Tx Tech	AB	R	H	BI
Cnngm	5	1	1	2
Ruiz	5	3	2	0
Weber	5	4	4	5
Durham	0	0	0	0
Eiguren	5	2	1	2
Bard	4	0	0	1
Holzhauser	5	1	2	0
Austry	4	3	2	1
Woodcock	4	1	2	3
Huth	3	1	1	1

**TOTALS** 40 16 16 15

## TEXAS TECH HALL OF HONOR

The Texas Tech Hall of Honor was established in 1961 to recognize a select group of people who have had a special impact on Texas Tech athletics. Induction into the hall is not limited to past athletes or administrators, although many Red Raider stars are among the members. The Hall of Honor is designed so that any person who has made a significant contribution to Red Raider athletics is eligible for consideration. Since the Hall of Honor's initial ceremony, 95 people have been inducted including 10 former baseball players and coaches.

## BASEBALL INDUCTEES

Name	Year Inducted
Clint Bryant	2006
Mike Humphreys	2005
Gary Ashby	1999
Doug Ault	1990
Ruben Garcia	1991
Jerry Haggard	1987
Volney "Satch" Hill	1965
Berl Huffman	1972
Dan Law	1984
John Owens	1993
Kal Segrist	1993
Elmer Wilson	1992



Former three-time All-America Texas Tech pitcher Ruben Garcia (Right) along with Arch Lamb and James May, were inducted into the school's athletic Hall of Fame at a 1991 football game. Garcia currently works for the Federal Bureau of Investigation (FBI) in Washington D.C.



Clint Bryant was inducted to the Hall of Honor in 2006.

## TEXAS BASEBALL HALL OF FAME

On November 15, 2001, Texas Tech head baseball coach Larry Hays was inducted into the Texas Baseball Hall of Fame. Hays became the first individual with Texas Tech ties to be enshrined in the hall. The Texas Baseball Hall of Fame operates under the structure of the Texas Sports Hall of Fame in Waco, Texas and is sponsored by the Ex-Professional Players Association of Texas, the Texas Rangers and the Society for American Baseball Research.

## TECH'S HAYS EARNS HALL OF FAME HONOR

by George Watson, Lubbock Avalanche-Journal

When you ask Texas Tech baseball coach Larry Hays about what it means to have coached in so many games, won a majority of those, earned numerous titles and championships and been a part of building a program, you will likely get one response.

"It says I'm old," Hays said.

Now, however, it also says he's in the Hall of Fame.

Not the one in Cooperstown, N.Y., but rather the Texas Baseball Hall of Fame based within the Texas Sports Hall of Fame in Waco. That's where the longtime coach of the Red Raiders will be enshrined come Nov. 15. And his response upon learning his induction was humble yet honoring.

"It's an honor because it says a lot for all the players that have played for me in the past, what they've done," Hays said. "Also guys like (assistant coaches) Greg Evans, Daren Hays and Ryan Brewer, those coaches, for me it's a credit to them for what they've done. It's only because of a lot of great players and coaches that I'm getting this honor. That's the only way to justify it in my mind."

Yet, Hays' record speaks for itself. Going into the 2002 season he has compiled a career record of 1,278-686-3, which includes 15 seasons at Tech and another 16 years at Lubbock Christian University. He ranks fourth on the list of active winningest baseball coaches and eighth all-time.

Some time in the coming season he will reach two more milestones — his 1,300th career victory and 2,000th career game as a coach.

Hays will be just the fourth collegiate coach ever to be inducted into the Hall, joining former Texas A&M great Tom Chandler, legendary Texas coach Cliff Gustafson and Al Ogletree from UT-Pan American.

Also included in the 2001 class of inductees will be former Texas Rangers first baseman Will Clark, Cy Young award-winner Doug Drabek, former umpire Durwood Merrill, current Texas Rangers outfielder Ruben Sierra, ex-Texas League standout Jack Lindsay and Curtis Walker, a member of the Cincinnati Reds during the 1920s.

"How in the world a guy who never got a hit, never threw a pitch and all the things these other guys did, these great players that have earned this spot, how a guy like me can be included in this group is something else," Hays said.

Lubbock businessman Rip Griffin, a longtime friend and supporter of Tech and LCU athletics, will introduce Hays at the banquet, to be held in Fort Worth.

Hays, a native of Dora, N.M., began his career at Lubbock Christian in 1971 and eventually guided the Chaparrals to the 1983 NAIA College World Series title. Four years later, he took over at Tech, turning a 21-28 team his first year into a program which perennially competes for Big 12 Conference and national championships.

He has guided the Red Raiders to the NCAA postseason in each of the past seven seasons, along the way winning the 1995 Southwest Conference championship, the inaugural Big 12 regular-season title in 1997 and the conference tournament title the following year. Last year may have been one his best, taking an almost entirely new team and molding them into a squad which finished second in the Big 12 and was within one victory of advancing to the NCAA super-regional round.

"Being a part of a team and winning games is always a highlight," Hays said. "But you also take away from those games what's really important and that's what your players do, and all that. I'm definitely humbled and honored."

The Texas Baseball Hall of Fame was founded in 1978 by George Schepps, former owner of the Dallas Rebels of the Texas League from 1938 to 1948. Inductees are now elected by the Ex-Professional Players Association of Texas, the Texas Rangers and the Society for American Baseball Research.

# THE RECORD BOOK



**CLINT BRYANT (1993-96)**  
**THIRD BASE • LUBBOCK, TEXAS**

# 23

Two-time finalist for the R.E. "Bob" Smith Award by the NCBWA and finalist for the Golden Spikes Award by USA Baseball ... both awards honor amateur baseball's most outstanding player ... one of only two players to have their jersey retired (No. 23) at Texas Tech ... First team Smith Super team member in 1996 ... four-time recipient of All America honors ... two-time Academic All America selection ... named SWC Most Outstanding Male Athlete of the Year in 1995-96 ... two-time SWC Player of the Year recipient ... four-time All-SWC First Team selection ... two-time ABCA All-Region selection ... two-time U.S. Olympic Trial invitee ... two-time All-SWC Tournament team recipient ... hit over 400 in SWC games two years ... all-time SWC leader in hits (340) and RBI (271) ... one of only two SWC players to collect 100 RBI and 100 hits in same season ... holds nine Tech career records ... two-time team MVP winner and four-year letterwinner ... helped lead Texas Tech to a 171-64 record (.728 pct.) over his four years ... named Baseball Academic All America of the Year in 1996 ... holds nine individual career Texas Tech school records including games played, at-bats, runs scored, hits, doubles, home runs, runs batted in, total bases and bases on balls ... ranked in each of the other categories ... Tech posted a 181-59 record (.754 pct.) during his career ... drafted in seventh round by Colorado Rockies in 1996 draft.

**BRYANT'S CAREER STATISTICS**

Year	BA	G	AB	R	H	2B	3B	HR	RBI	BB-K
1993	.366	54	191	47	70	15	6	5	44	18-41
1994	.300	57	207	44	62	8	2	5	34	28-33
1995	.422	65	258	91	109	24	4	16	93	50-35
1996	.382	64	262	89	100	26	2	18	100	44-40
<b>Career</b>	<b>.371</b>	<b>240</b>	<b>918</b>	<b>271</b>	<b>341</b>	<b>73</b>	<b>14</b>	<b>44</b>	<b>271</b>	<b>140-149</b>

**BROOKS WALLACE (1977-80)**  
**SHORTSTOP • PLANO, TEXAS**


# 22

Baseball jersey No. 22 was retired at Texas Tech coached at Texas Tech as an assistant from 1984-85 ... died at age of 27 on March 24, 1985 after an on-going bout with leukemia ... drafted by Texas Rangers in 21st round in 1980 ... also drafted by New York Mets after his junior year at Texas Tech ... played in minor leagues for two seasons in 1981 and 1982 before retiring from professional baseball in 1982 ... served as a graduate assistant coach under Kal Segrist in 1983 and as an assistant coach under Gary Ashby in 1984 and 1985 ... played at Texas Tech from 1977-80 (infielder) ... named to All SWC team and All District VI team.

**WALLACE'S CAREER STATISTICS**

Year	BA	G	AB	R	H	2B	3B	HR	RBI	BB-K
1977	.230	28	74	10	17	2	0	0	4	5-18
1978	.310	46	145	24	45	6	0	3	29	17-25
1979	.258	39	132	20	34	5	0	1	23	20-26
1980	.318	50	179	34	57	10	0	10	41	27-23
<b>Career</b>	<b>.289</b>	<b>163</b>	<b>530</b>	<b>88</b>	<b>153</b>	<b>23</b>	<b>0</b>	<b>14</b>	<b>97</b>	<b>69-92</b>





# THE ADMINISTRATION

TEXAS TECH **2008** BASEBALL



## **Kent Hance** **Chancellor, Texas Tech University System**

**K**ent Hance became chancellor of the Texas Tech University System on December 1, 2006.

Hance will immediately focus his energies on continuing the quality growth of both Texas Tech University and Texas Tech University Health Sciences Center. Foremost on the

agenda is fund-raising for scholarships, professorships and endowments as well as capital contributions. The chancellor will also work in Austin and Washington, D.C. to enhance funding for both institutions.

Before becoming the third chancellor of the Texas Tech University System, Hance was a partner in Hance Scarborough Wright, an Austin and Dallas law firm. His firm's primary focus was on state and federal administrative law, regulatory law and legislative law. In addition, he advised clients in oil, gas and other energy-related matters.

Hance earned a bachelor of business administration degree from Texas Tech University in 1965 and graduated from the University of Texas School of Law in 1968. He returned to Lubbock to practice law and teach business law at Texas Tech. In 1973, he was named an outstanding professor at Texas Tech.

Hance began a career in politics in 1974 when he won a seat in the Texas State Senate. While in the Senate, he was one of only four members who served jointly on the chamber's two most powerful committees: Finance and State Affairs. Four years later, he won election to the 19th Congressional District. In 1981, Hance authored and won passage of President Reagan's tax bill. While a member of Congress, Hance served on the Ways and Means Committee, the Agriculture Committee and

the Science and Technology Committee. After Congress, Hance won election to the Texas Railroad Commission.

Hance is a native of Dimmitt, Texas. He and his wife, Susie Hance, also an attorney, have five children and seven grandchildren.



## **Dr. Jon Whitmore** **President, Texas Tech University**

**J**on Whitmore began his fourth year as President of Texas Tech University on September 1, 2006. In that time he has pursued an agenda to increase academic excellence by focusing on the people of Texas Tech. "I believe that if you put people first, they will produce long-term excel-

lence for the university," he says.

The focus on human capital has resulted in 43 new faculty positions, multiple new funded chairs and professorships, a significant increase in academic advisors, and a steady schedule of merit raises for faculty and staff.

Since coming to Texas Tech, Dr. Whitmore has also implemented the Graduate on Time Contract with entering freshmen.

The contract guarantees on time graduation with availability of required courses for every student who takes an average of 15 hours per semester.

Working closely with a new position of Special Assistant for Diversity, Dr. Whitmore has also set an ambitious agenda for increasing minority faculty at the university and accomplished the goals set forth in the Texas Higher Education Coordinating Board's Closing the Gap initiatives to encourage 500,000 more students to enter college in the coming years in the state.

Before coming to Texas Tech, Dr. Whitmore served as Provost and Professor of Theatre Arts at the University of Iowa from 1996 until 2003. That position followed six years as Dean of the College of Fine Arts at the University of Texas at Austin.

Dr. Whitmore earned his B.A. and M.A. in Speech from Washington State University in 1967 and 1968, respectively. In 1974 he earned the Ph.D. in Dramatic Arts from the University of California, Santa Barbara, where he began his research into and wrote his dissertation on the dramatic writings of William Saroyan.

At West Virginia University, Dr. Whitmore served as Chair of the Division of Theater from 1979 to 1983, Assistant to the President from 1983 to 1984, and Interim Dean of the College of Creative Arts from 1984 to 1985. He became Dean of the Faculty of Arts and Letters at the State University of New York at Buffalo in 1985, and moved to Texas in 1990. Dr. Whitmore has directed more than 60 theatrical performances, produced over 50 main stage and 80 second season productions.

Jon Whitmore and his wife Jennifer are the parents of two teenage children.

Dr. Whitmore also is active nationally in higher education, including:

- Chair, Council on Academic Affairs, National Association of State Universities and Land-Grant Colleges (NASULGC) ... 2001-2002
- Member, Task Force on the Future of the Humanities, American Association of Universities ... 2001-2003.
- College of Fellows of the American Theatre.... Initiated as a Fellow April 2004
- Member of the Executive Committee of the Big XII Athletic Conference, 2005-2006





**Gerald Myers**  
**Director of Athletics, Texas Tech University**

If the Double T of Texas Tech had a face it might look like Gerald Myers.

A student and athlete in the 1950s, a basketball coach in the '70s, '80s and '90s, and an administrator in the new millennium, Myers has spent nearly 50 years at Tech.

Myers took over an athletic department in 1996 that was hit hard by an NCAA investigation. The penalties caused several programs to lose scholarships, post-season berths were put on hold and the university has been getting untracked ever since.

In 2004, Tech was one of only four schools to earn a berth in the NCAA postseason for four major sports — football, men's and women's basketball and baseball. Half of those coaches (Mike Leach and Bob Knight) were hired by Myers. Additionally, Tech was the only school in the country in 2005 to win a bowl game and send both basketball programs to the round of sixteen in the NCAA Tournament.

Football and men's basketball, though, aren't the only sports enjoying success with a coach hired by Myers. Wes Kittley's track and field squad finished a school-record eighth at the 2004 NCAA Outdoor Championships and had a record number of track and field athletes (31) compete at the 2005 Championships.

The men's golf team, led by fourth-year coach Greg Sands, reached the NCAA Championships in 2002, the first time that had happened at Tech in 26 years. Sands has brought the Raiders to the regional tournament in his other three seasons, including 2005. Stacey Totman, head coach of the women's golf team, led the Lady Raiders to the regional tournament in her first season four years ago, and they made a return trip this past season.

Tim Siegel's men's tennis team advanced to the NCAA Sweet 16 for the first time in school history, while cracking the top 10 during the season. The Red Raider tennis team finished the year ranked 12th in the country, and two of the student-athletes were named Academic All-America.

Leach has guided the Raiders to bowl games in five consecutive seasons and, for the first time in school history, Knight guided Tech to its fourth-consecutive season with at least 20 victories. Additionally, Hall of Fame women's basketball coach Marsha Sharp has led the Lady Raiders to NCAA appearances in each of Myers' years as athletics director.

Revenue also has seen a dramatic increase under Myers. The annual operating budget for the Athletics Department has grown

from \$11 million in 1996 to \$40 million in 2005. Tech's increase in revenue under Myers has allowed the university to make renovations to Jones SBC Stadium as well as build the Marsha Sharp Center for Student-Athletes.

The success of Tech, though, isn't just in wins and losses or dollars and cents. Tech's success is seen arguably where it counts most — the classroom.

Before adopting a new policy, which will involve looking at grades more frequently, the NCAA took its graduation rates in six-year intervals. In the year prior to Myers' first year as AD, 44 percent of Tech athletes graduated (freshman scholarship athletes only). In Myers' first year, which included a lot of transfers leaving the university because Tech was on probation, Tech's number was still higher (56 percent). The student body graduation rate at Tech is 52 percent, meaning athletes are graduating at a higher percentage than the overall student body.

Myers' success at Tech also has led to national recognition and responsibilities. He served on the NCAA golf committee, was a past president of the National Association of Basketball Coaches, and this past year he was elected to the men's basketball selection committee when Big 12 Conference commissioner Kevin Weiberg left to take over the Bowl Coalition Series.

Myers, the winningest men's basketball coach in Texas Tech history, served as Red Raider head basketball coach for 20 years (1971-91). After taking over midway through the 1970-71 season, he posted a 326-261 record and led the Red Raiders to 16 winning records, two conference championships and four NCAA Tournament berths.

Myers also earned three letters as a member of the Texas Tech basketball team from 1956-59. His 86.9 free throw percentage in 1957-58 is still second best on the all-time Texas Tech career charts.

He earned his degree in education from Texas Tech in 1959 and a Master's Degree from Tech in 1965.

A native of Borger, Texas, Myers coached at Lubbock Monterey High School and Houston Baptist before returning to Texas Tech in 1970 as an assistant coach.

Myers is a member of the Texas Tech Athletic Hall of Honor, the Texas High School Basketball Hall of Fame and the Panhandle Sports Hall of Fame.

He and his wife, Carol, have a daughter, Laurie McKee, and two grandsons, Matthew and Connor.

**Texas Tech Board of Regents**



**Ebtesam Attaya Islam**  
Student Regent



**Rick Francis**  
El Paso



**Larry Anders, Vice**  
Dallas



**Scott Duesser - Chair**  
Abilene



**Mark Griffin**  
Lubbock



**Dan Serna**  
Arlington



**John Scovell**  
Dallas



**Windy Sitton**  
Lubbock



**Bob Stafford**  
Amarillo



**Jerry Turner**  
Blanco

# ADMINISTRATION



## ATHLETICS ADMINISTRATION



**John Anderson**  
Associate AD/  
Academic Services



**Jennifer Brashear**  
Associate AD/  
Compliance



**Chris Cook**  
Assistant AD/  
Media Relations



**Ron Damron**  
Associate AD/  
Operations



**Steve Downing**  
Senior Associate AD/  
Internal Affairs



**Bobby Gleason**  
Senior Associate AD/  
Business/CFO



**Dr. Judi Henry**  
Senior Associate AD/  
SWA



**Paige Holland**  
Assistant AD/  
External Operations



**Joe Hornaday**  
Assistant AD/  
Public Relations



**Tim Knight**  
Assistant AD/  
Special Projects



**Amy McBride**  
Assistant AD/  
Red Raider Club



**Ken Murray**  
Senior Associate AD/  
Sports Medicine



**Marsha Sharp**  
Associate AD



**Dennis Simmons**  
Assistant AD/  
FB Quality Control



**Steve Uryasz**  
Senior Associate AD/  
Red Raider Club



**Craig Wells**  
Senior Associate AD/  
Chief of Staff



**Dave Welsh**  
Assistant AD/  
Ticket Operations

## ATHLETICS COUNCIL

**Herschel Mann (Chair)**, Accounting  
**Robert Bradley**, Biology  
**Larry Gill**, Abilene  
**Mason Moses**, Student Association  
**Eduardo Segarra**, Agricultural & Applied Economics  
**Gene Wilde**, Range Wildlife & Fisheries  
**Brian Shannon**, School of Law

**Aretha Marbley**, Education  
**Honorable Sam Medina**, Lubbock County District Court 237  
**John Scovell Jr.**, Woodbine Development  
**Melyn Hunt**, Lubbock ISD

**Ronald Phillips**, President's Office  
**Gerald Myers**, Athletics Director  
**Steve Downing, Sr.**, Associate AD  
**Judi Henry, Sr.**, Associate AD/SWA  
**Jennifer Brashear**, Associate AD

### EX-OFFICIO MEMBERS:

**Robert Baker**, Faculty Athletics Rep.

## TEXAS TECH HEAD COACHES



**Kristy Curry**  
Women's Basketball



**Carl Groce**  
Women's Tennis



**Larry Hays**  
Baseball



**Bob Knight**  
Men's Basketball



**Wes Kittley**  
Track and Field



**Mike Leach**  
Football



**Tom Stone**  
Soccer



**Greg Sands**  
Men's Golf



**Tim Siegel**  
Men's Tennis



**Nancy Todd**  
Volleyball



**Stacey Totman**  
Women's Golf



**Theresa Wilson**  
Softball



## NCAA COMPLIANCE

"Recruiting at the Division I level is a never-ending process. Our coaches are in some phase of recruiting the entire year, year after year. NCAA member schools formulate rules for recruiting, and coaches must recruit within the regulations set forth in the NCAA manual. Our fans, who are considered to be representatives of Texas Tech's athletic interests, also are subject to NCAA restrictions involving the recruitment of prospective student-athletes. The following information is presented in an effort to make you aware of those restrictions, and we appreciate your cooperation in helping us maintain the integrity of our athletics program."

– Larry Hays, Texas Tech  
Head Baseball Coach

### Compliance Staff

Jennifer Brashear  
Associate AD/Compliance  
Jamie Vaughn  
Assistant AD/Compliance  
Tasha Lee  
Administrative Assistant

Compliance Office  
Texas Tech University  
Box 43021  
Lubbock, TX 79409  
Phone: (806) 742-3355  
E-mail: jennifer.brashear@ttu.edu

For more information visit our website at [texastech.com](http://texastech.com).

Thank you for your support and for helping Texas Tech win the right way!



# ADMINISTRATION

The mission of Athletic Compliance is to provide a comprehensive compliance and monitoring program that promotes knowledge of and adherence to NCAA, Big 12 Conference and institutional rules and regulations among members of the athletics department, Texas Tech personnel and members of the athletics community, thereby reducing infractions that otherwise may occur.

### The NCAA Rules and You

Compliance with NCAA rules is of the highest priority for our athletics program and institution. As a member of the NCAA, Texas Tech University is responsible for the actions of its boosters and fans. Even the best-intentioned action on your part may be a violation of NCAA rules. Please contact the Texas Tech Compliance Office if you have any questions regarding what is permissible. We encourage our boosters and fans to "Ask Before You Act." Inquiries should be directed to Pat Britz, Senior Associate Athletic Director.

### Representatives of Athletic Interests

A "representative of Texas Tech's athletic interests," or booster, is anyone who:

- Has ever participated in or is currently a member of the various department support groups;
- Has purchased season tickets;
- Has made a donation to the athletics program;
- Has helped arrange summer and/or vacation employment for student-athletes or provided benefits to student-athletes; or
- Has been involved, in any way, in the promotion of Texas Tech's athletic program.

### Recruiting

Only coaches and athletic department staff may be involved in the recruiting process. Boosters are prohibited from contacting a prospective student-athlete or members of his/her family by telephone, letter, or in person for the purpose of encouraging participation in athletics at Texas Tech University. This prohibition remains in effect after the prospect signs a national letter-of-intent (scholarship offer).

### Prospective Student-Athlete

A prospective student-athlete is a person who has started classes for the ninth grade, regardless of his/her athletic ability.


### Extra Benefits

Prospective and current student-athletes may not receive extra benefits. An extra benefit is any special arrangements by an institutional employee or representative of the institution's athletic interests to provide a student-athlete or his/her family a benefit not authorized by NCAA legislation. Extra benefits would include, but are not limited to:

- Cash or loans in any amount;
  - Co-signing or arranging a loan;
  - Gifts or free services (such as airline ticket, restaurant meal, etc.);
  - Use of an automobile;
  - Rent-free or reduced-cost housing;
  - Money for, or a guarantee of, bail or bond;
  - Employment of a student-athlete at a rate higher than the wages paid for similar work;
- and
- Payment to a student-athlete for work not performed.

Your commitment to helping Texas Tech University comply with the letter and spirit of the rules of the NCAA and the Big 12 Conference is greatly appreciated.





For more information on joining  
**THE RED RAIDER CLUB**  
 contact the RRC office at (806) 742-1196

The Red Raider Club is the principal fundraising arm of Texas Tech Athletics. Annual contributions to the Red Raider Club Scholarship Fund directly support more than 250 scholarship student-athletes. These gifts also allow Texas Tech University to build and maintain a first-class athletic program that can compete at the highest levels within the Big 12 Conference and the NCAA.

The Red Raider Club was founded in 1926 as the Matador Club. Its charge was "to support college athletics and to develop close contact between the people of the plains ... college students and faculty members in order that all athletic programs may be given the whole-hearted support of everyone." More than 75 years later, with Red Raider Club members stretching across the U.S., that basic mission still applies.

Today the Red Raider Club is operated by the Department of Intercollegiate Athletics. Steve Uryasz, Senior Associate Athletics Director for Development, has served as Executive Director of the Red Raider Club since May 2000. A volunteer Board of Directors comprised of donors serves as advisors to the Athletics Director. Members of the Red Raider Club Board of Directors are: President, P.A. Lyon, III, Odessa; Immediate Past President, John C. Owens, Lubbock; Richard M. Alder, Mebane, N.C.; Michael L. Davis, Austin; Giles M. Forbess, Lubbock; Kent R. Hance, Austin; James M. Maddox, Hobbs, N.M.; L. Kent Moore, Lubbock; Mark Nusbaum, Lubbock; Nancy Patton, Lubbock; Gary R. Petersen, Houston; R. Clark Pfluger, San Angelo; James E. Sowell, Dallas; Dr. Bob L. Stafford, Amarillo; Ralph Way, Midland; Dory Wiley, Dallas.

Below is a listing of major gift clubs to Texas Tech athletics over the years.

## CLIFFORD B. JONES ENDOWED SCHOLARSHIPS

### FOOTBALL

**PUNTER - JAMES E. SOWELL**, Dallas  
**DEFENSIVE SAFETY - TERRY AND LINDA FULLER**, Southlake  
**DEFENSIVE TACKLE - BRIAN AND CYNTHIA RICHARDS**, Lubbock  
**CENTER - BRYAN C. MILLER, JR. AND MARTHA H. MILLER FOUNDATION, INC.**  
**CORNERBACK - IN MEMORY OF COACH DAVE BROWN**  
**RUSH DEFENSIVE END - KEN AND BETTY LESTER**, The Woodlands  
**QUARTERBACK - JOHN SCOVELL**, Dallas

### MEN'S BASKETBALL

**CENTER - KENT HANCE**, Dallas

### WOMEN'S BASKETBALL

**POINT GUARD - DR. TOM AND NANCY NEAL**, Lubbock

### MEN'S TRACK AND FIELD

**800 METER RUN - R. CLARK PFLUGER**, San Angelo

## RED RAIDER CLUB LIFETIME ENDOWMENT DONORS

**BEN & GERRY ALEXANDER FAMILY**, Hobbs, NM  
**RANDY ANDREWS**, Lubbock  
**ANTHONY MECHANICAL, INC.**, Lubbock  
**MIKE & DONNA ARMSTRONG**, Lubbock  
**CHRIS & TERRY AULDS**, Plano  
**ALLEN "CHUFF" BENTON**, Lubbock  
**GARY & LISA BOREN**, Lubbock  
**LOUIS & ELIZABETH BREUER**, McKinney  
**FRANK M. BURKE, JR.**, Dallas  
**DR. JANE O. BURNS**, Lubbock  
**KENDALL & BECKY COWAN**, Wolfforth  
**CROFOOT CATTLE COMPANY**, Lubbock

## NED CREED MEMORIAL,

Albuquerque, NM  
**KENT HANCE**, Dallas  
**IN MEMORY OF GEORGE T. & BEULA M. HATTON**, Levelland  
**VAN HUBBARD**, Colleyville  
**LARRY AND NANCY HUNTER**, Westlake  
**DR. CLIFFORD B. JONES MEMORIAL**, Lubbock  
**MR. & MRS. JAMES W. LACY**, Midland  
**MRS. JUANELLE LACY-ROBERTS**, IN MEMORY OF MR. JAMES W. LACY, Midland  
**LOYD LANOTTE MEMORIAL**, Lubbock  
**JACK & MABEL MADDOX**, Hobbs, NM  
**McDOUGAL PROPERTIES - DELBERT & CAROLYN McDOUGAL**, Lubbock  
**TERRY McWHORTER**, Amarillo  
**MR. & MRS. J. FRANK MILLER**, Dallas  
**DR. & MRS. ALEX K. MUNSON**, Georgetown  
**DR. TOM & NANCY NEAL**, Lubbock  
**E.J. "JACK" AND CHARLOTTE PARSONS**, Lubbock  
**BEVERLY & JOE PEVEHOUSE**, Midland  
**IN MEMORY OF RAYMOND PFLUGER BY CLARK & CRAIG PFLUGER**, San Angelo  
**RETAIL MERCHANTS**, Lubbock  
**MIKE SIMS**, Amarillo  
**JESS STEPHEN STILES**, Lubbock  
**TAHOKA RED RAIDER CLUB**, Tahoka (2)  
**ROBERT J. AND BOBBY JOE WALKER**, Lubbock  
**IN MEMORY OF DIRK WEST**, Lubbock

## RED RAIDER CLUB LIFETIME MEMBERS

**DR. R.G. WICK ALEXANDER & FAMILY**, Arlington  
**CHRIS ALFORD**, Houston  
**AMARILLO RED RAIDER CLUB**, Amarillo  
**C. RALPH BLODGETT**, Spearman  
**PAT & BILL BURFORD**, Dallas  
**VERNA & ALEX COOKE FAMILY**, Lubbock  
**DALLAS RED RAIDER CLUB**, Dallas

## DALLAS RRC - IN HONOR OF JESS & TREVA STILES, Dallas

**DALLAS RRC - IN HONOR OF T. & PHYLLIS JONES**, Dallas  
**IN MEMORY OF JIM DAY**, Houston  
**R.P. & REX FULLER**, Lubbock  
**DICKY GRIGG**, Austin  
**BERL HUFFMAN MEMORIAL**, Lubbock  
**AUBREY & MARY ANN KEAL**, Arlington  
**ROBERT R. KING, M.D.**, Lubbock  
**EULA & CY LAMASTER FAMILY**, Tucson, AZ  
**FANNIE MAE & E.E. LOKEY**, Lubbock  
**LUCKBOCK POWER & LIGHT**, Lubbock  
**LUCKBOCK RED RAIDER CLUB**, Lubbock  
**MRS. DAN MANNING**, Perryton  
**MIKE & MARTHA McDONALD**, Levelland  
**RONNIE & JUDY McWILLIAMS**, Arlington  
**MIDLAND RED RAIDER CLUB**, Midland  
**IN MEMORY OF W.W. "WINDY" NICKLAUS**, Amarillo  
**A. MACK POGUE**, Dallas  
**EVELYN POPE**, Lubbock  
**WAYNE PRATHER FAMILY**, Lubbock  
**PAUL & DEDE RIDER**, Dallas  
**IN MEMORY OF GARY SLAUGHTER**, Odessa  
**DR. & MRS. KEN TALKINGTON**, Arlington  
**ANNE BURNETT TANDY FOUNDATION**, Fort Worth  
**UNITED SUPERMARKETS - ROBERT SNELL**, Lubbock  
**IN MEMORY OF PRENTICE WALKER**, Oklahoma City, Okla.  
**ELMER & P.J. WILSON**, Pampa

## ATHLETIC ENDOWMENTS AND DONORS

**ALLISON HORN MEMORIAL SCHOLARSHIP ENDOWMENT**  
**ATHLETIC TRAINERS SCHOLARSHIP**  
**PETE W. CAWTHON**, Lubbock  
**EVELYN CLEWELL**, Lubbock  
**JACK "SPIDER" DILLON MEMORIAL**  
**NELL DURHAM WOMEN'S BASKETBALL SCHOLARSHIP**



# ADMINISTRATION

**SPIKE DYKES EDUCATION SCHOLARSHIP**  
**LANE & TOBY FOSTER MEMORIAL**  
**EDGAR L. HAWKINS, Lamesa**  
**DR. & MRS. WALLACE I. HESS,**  
 Lubbock  
**MARJORIE CONE KASTMAN, Lubbock**  
**BOB KINCAID MEMORIAL**  
**ENDOWMENT**  
**J.T. & BETH KING SCHOLARSHIP**  
**ROBERT M. KNIGHT SCHOLARSHIP**  
**KNIGHTS OF COLUMBUS, Lubbock**  
**NEWMAN LEDBETTER POST-GRADU-**  
**ATE SCHOLARSHIP ENDOWMENT**  
**GEORGE C. LEFTWICH BASKETBALL**  
**SCHOLARSHIP**  
**OLGA LOVELESS, Lubbock**  
**JEANNINE McHANEY, Lubbock**  
**JEANNINE McHANEY ATHLETIC**  
**SCHOLARSHIP**  
**ROSS E. MITCHELL FUND**  
**AUDREY FARRIS MOREHEAD EN-**  
**DOWMENT FOR WOMEN'S GOLF**  
**COURTNEY KIMBRELL NOLEN**  
**MEMORIAL**  
**GEORGE PHILBRICK MEMORIAL**  
**SCHOLARSHIP**  
**WAYNE PRATHER FAMILY EDUCA-**  
**TIONAL FUND**  
**MARSHA SHARP BASKETBALL**  
**SCHOLARSHIP**  
**ROGER SMITH, Lubbock**  
**SOUTHERN INDIANA BOOSTERS**  
**SCHOLARSHIP**  
**TEXAS TECH MEMORIAL ATHLETIC**  
**SCHOLARSHIP**  
**GENE THURMAN MEMORIAL**  
**SCHOLARSHIP**  
**SAM WEST MEMORIAL**  
**BRAD WIENKE and BRENDA WIENKE**  
**MEMORIAL**

## MATADOR SOCIETY

The Matador Society recognizes those donors who have included a gift to Texas Tech Foundation, Inc., in their estate plans. The following is a list of Matador Society members, excluding anonymous donors, whose gifts will benefit the Athletics Department:

**DONNY ANDERSON, Dallas**  
**DOUGLAS & ANGELA BOREN,**  
 Lubbock  
**GARY O. & LISA D. BOREN, Lubbock**  
**ROBERT W. & HELEN BROYLES,**  
 Fort Worth  
**DR. BRADLEY S. & CHERI COCHRAN,**  
 Denver City  
**JOHNNY COPE, Hobbs, N.M.**  
**JAY & NANCY EAGAN, Lubbock**  
**RAYMOND EAVES, Pilot Point**  
**GARY & SHERRON FISHER, Lubbock**  
**KEN C. FURMAN, San Antonio**  
**ROBERT M. & EDITH I. GARST,**  
 Midland  
**JIM & KATHY GILBREATH, Lubbock**  
**DON A. GRIMES, D.D.S., Lubbock**  
**IVAN & MARTY HALL, Roswell, NM**  
**AL HOOVER, Phoenix, AZ**  
**GARY D. & KAREN S. HUGHES,**  
 Lubbock  
**JOHN R. JONES, La Quinta, CA**  
**LOUIS D. & BELINDA B. JONES,**  
 Spring  
**JAN McAULEY, Lubbock**  
**DON & ETHEL McLEOD, Lubbock**  
**ILAH MERRIMAN, Dallas**

**BRYAN C. MILLER, JR. & MARTHA H.**  
**"SISSY" MILLER, Brenham**  
**GEORGE C. MILLER ESTATE,**  
 Lubbock  
**MR. & MRS. N. DAVID MOORE,**  
 Fort Worth  
**HELEN & RANDALL MORRIS, Houston**  
**DR. ALEX K. & PATTI J. MUNSON,**  
 Georgetown  
**TIM & MELISSA PRIDMORE, Lubbock**  
**MICKY L. RAY, Midland**  
**DAVID & PAULA SEIM, Lubbock**  
**LARRY & CINDY SELIGMANN, Houston**  
**G. CHRISTOPHER & SUSAN E.**  
**SNEAD, Lubbock**  
**DR. & MRS. KEN TALKINGTON,**  
 Arlington  
**J. PATRICK WALSH, JR., Kerrville**  
**HIRUM E. (GENE) & ELOISE WEST,**  
 Lubbock  
**LARRY C. & GAY WOOD, Austin**



Larry Anders joined Mickey and Renee Long and Covenant Health Systems as inductees to the Texas Tech Hall of Legacy. The Red Raider Club honors individuals and corporations each year for their contributions to Texas Tech Athletics.

# LEADING THE WAY TEXAS TECH UNIVERSITY


Texas Tech is the only campus in the state that is home to a major university, law school and medical school. Students benefit from this by being offered degree programs that combine the assets of these outstanding institutions. Students pursue joint degrees in medicine and business, law and public administration, civil engineering and architecture, and a variety of other programs made possible by the combination of colleges and schools on the campus.


Founded in 1923, Texas Tech is located in the South Plains of West Texas. It carries the distinction of being the largest comprehensive higher education institution in the western two-thirds of the state of Texas, and serves a region that is larger than 46 of the nation's 50 states.



*"Texas Tech means a sense of community to me. The first time I came here I was a little nervous, but everyone was so friendly and willing to help that it wasn't long before I felt at home."*

**Katie Myers, College of Engineering**





## TEXAS TECH FACTS

- Enrollment at Texas Tech University, including our Law and Graduate Schools but not including programs at the Texas Tech University Health Sciences Center, totals 28,200.
- We have successful and diverse graduate and undergraduate programs in the Colleges of Architecture, Agriculture and Natural Resources, Arts and Sciences, Business, Education, Engineering, Honors, Human Sciences, and Visual and Performing Arts.
- Last year we conferred 176 doctoral degrees, 226 law degrees, 1,143 master's degrees, and 4,316 bachelor's degrees.
- Courses in the liberal arts and sciences form the educational core for all undergraduate students at Texas Tech University. The average SAT for all entering students is 1131.
- The average SAT for entering Honors students is 1322, and a freshman retention rate of over 90% indicates a high degree of satisfaction with our flourishing Honors College.
- Our undergraduate research emphasis attracts record numbers of top students into such opportunities as the Howard Hughes Medical Institute and the Goldwater Scholars Program.
- Our graduate-on-time program has been heralded as a model for public universities.
- Funded research at Texas Tech University, not including the Health Sciences Center, now totals about \$50 million per year, and we aim to double that amount soon.
- Our university library system is ranked in the top half of the 124 distinguished members of the Association of Research Libraries.
- Innovation and excellence in teaching are supported by our unique Teaching, Learning, and Technology Center and by our Teaching Academy. Texas Tech University has also recently been named a Cluster Leader in the Carnegie Academy Campus Program.

# CAMPUS LIFE FOREVER A RED RAIDER

**T** RAIDER POWER  
HONOR | RESPECT | PRIDE | TRADITION

If you are looking for a university that is diverse in its background, strong academically and athletically and is rich in tradition, then Texas Tech is the place for you.

Texas Tech University has become a major institution in world research and its graduates continue to make their marks in all areas including business, politics, law, entertainment and sports, just to name a few. The student body at Texas Tech numbers nearly 30,000 and provides numerous services for students, faculty, staff and the Lubbock community.

Socially, the university is made up of one of the largest Greek systems in the state and totals hundreds of various student organizations that are tailored to its diverse student body.

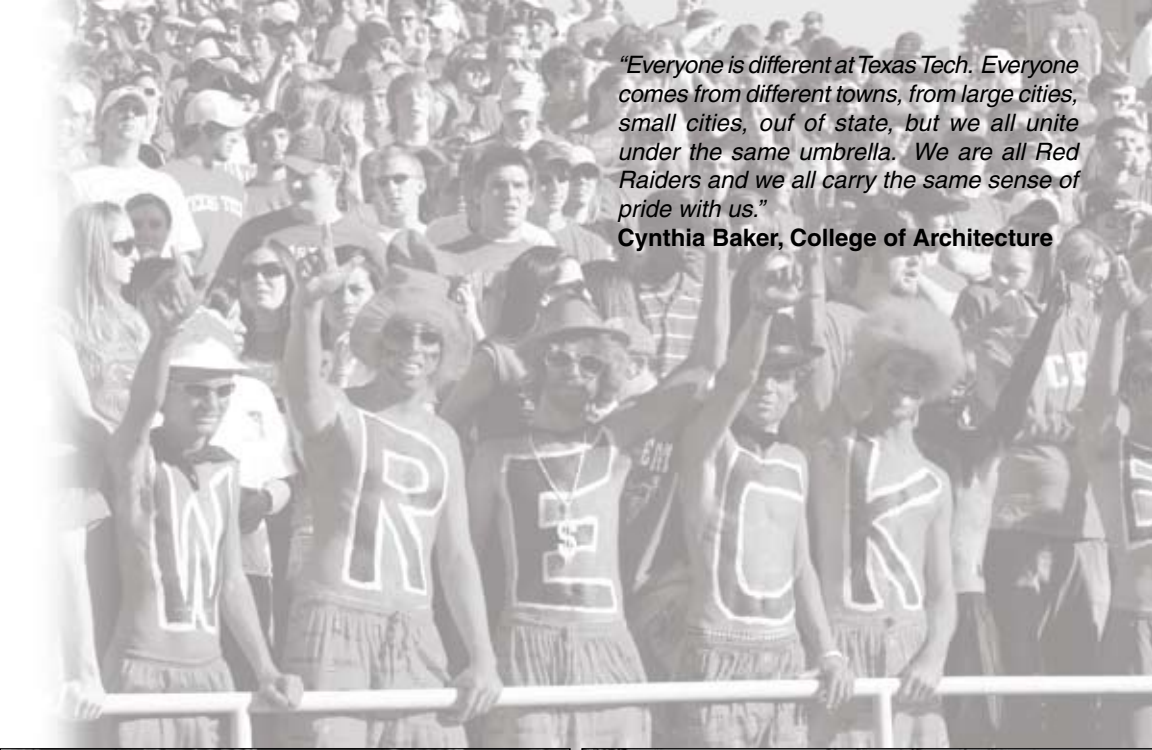
When you become a Red Raider, you are a Red Raider for life.





*"Everyone is different at Texas Tech. Everyone comes from different towns, from large cities, small cities, out of state, but we all unite under the same umbrella. We are all Red Raiders and we all carry the same sense of pride with us."*

**Cynthia Baker, College of Architecture**




# LUBBOCK, TEXAS ALL-AMERICAN CITY



Lubbock, Texas is home to many things - Texas Tech University, the world's largest cotton region and multi-million dollar industry, just to name a few. But, what you don't know about Lubbock may surprise you.

Lubbock has a population of over 210,000 people, which makes the city the second largest in the Big 12 Conference. Lubbock is easily accessible by either highway or by air as three major airlines offer daily jet service to Preston Smith Lubbock International Airport. Unlike many other cities in Texas, Lubbock has four true seasons, so don't be surprised to be able to build a snowman in the winter and turn on a cool fan in the summer, wear a light jacket in the fall and plant your favorite flowers in the warm spring weather. Lubbock at night has been referred to as nothing but pure heaven as temperatures drop into the 70s at night in the summertime, giving residents a break from the summer heat.





**T**here is enough going on in Lubbock to keep you busy as the city boasts the largest single-story mall in the state (South Plains Mall), literally hundreds of the most popular restaurants, two 16-plus screen movie theaters, several community

theaters, bowling alleys, an Omni-Max theater, Broadway shows, concerts from major recording artists, nightlife, live music, museums, lakes, parks and many other activities.



# TEXAS TECH TRADITION

## What Is A Red Raider?

Texas Tech's original mascot was the Mata-dors until 1936 when Red Raiders was of-ficially adopted by the University. The name change came from a Lubbock Avalanche-Journal writer, Collier Parris, who wrote about the football team's red uniforms and a strong season...he wrote "The Red Raiders from Texas Tech, terror of the Southwest this year, swooped in the New Mexico University camp today."

## Guns Up

The hand sign of Texas Tech is the "Guns Up" which was created in 1972 by a Texas Tech Graduate who was attending law school. The sign is made by extending the index finger outward while extending the thumb upward and tucking in the middle, little and fourth fingers to form a gun. The idea is that the Red Raiders will shoot down their oppo-nents. The Guns Up sign is the widely recog-nized greeting of one Red Raider to another. It is also the sign of victory displayed by the crowd at every athletic event.

## Masked Rider

The Masked Rider became the official mas-cot in 1954, when Joe Kirk Fulton led the team out onto the field at the Gator Bowl. Fulton, wearing Levi's, red shirt, a black cape and mounted on a black horse awed the crowd as the team made one of the most sensational entrances ever.

## Fight Raiders Fight! (Fight Song)

Fight, Raiders, Fight! Fight, Raiders, Fight!  
Fight for the school we love so dearly.  
You'll hit 'em high, you'll hit 'em low.  
You'll push the ball across the goal,  
Tech, Fight! Fight!

We'll praise your name, boost you to fame.  
Fight for the Scarlet and Black.  
You will hit 'em, you will wreck 'em.  
Hit 'em! Wreck 'em, Texas Tech!  
And the Victory Bells will ring out!

## Matador Song (Alma Mater)

Fight, Matadors, for Tech!  
Songs of love we'll sing to thee,  
Bear our banners far and wide.  
Ever to be our pride,  
Fearless champions ever be.  
Stand on heights of victory.  
Strive for honor evermore.  
Long live the Matadors!

## Victory Bells

In 1936 victory bells were given to Tech as a class gift. The bells rang for the first time at the 1936 class's graduation. It is said that af-ter the win over TCU, the following year, the bells rang through out the night. The bells kept Lubbock residents up all night. There-after, the bell ringing was limited to 30 min-utes. Saddle Tramps ring the bells after Tech victories and during special occasions. The Victory Bells hang in the east tower of the Administration building.

