




**RECORD
BOOK**

CARDINAL
STANFORD BASKETBALL

Stanford Record Book – Field Goals



Don Griffin, a three-year starter, averaged 16.1 ppg from 1966-69.

Year-by-Year Field Goal Percentage Leaders

Year	Player	Fg-Fga	Pct
1950-51	Ed Tucker	134-338	.396
1951-52	Ron Tomsic	127-294	.432
1952-53	Don Carlson	58-151	.384
1953-54	Dave Epperson	49-117	.419
1954-55	Ron Tomsic	173-364	.475
1955-56	Barry Brown	137-303	.452
1956-57	Dick Haga	69-146	.473
1957-58	Dick Haga	74-160	.462
1958-59	Paul Neumann	135-289	.467
1959-60	Jerry Thuessen	25-60	.417
1960-61	Phil Kelly	51-126	.413
1961-62	Tom Dose	175-400	.438
1962-63	Tom Dose	188-393	.478
1963-64	Tom Dose	185-365	.507
1964-65	Ray Kosanke	112-236	.474
1965-66	Jack Gilbert	62-103	.602
1966-67	Rich Baker	92-154	.598
1967-68	Art Harris	206-428	.482
1968-69	Dennis O'Neill	82-151	.543
1969-70	Claude Terry	201-415	.484
1970-71	Claude Terry	203-427	.476
1971-72	Bob Buell	85-172	.495
1972-73	Rich Kelley	171-330	.518
1973-74	Ed Schweitzer	128-252	.508
1974-75	Ed Schweitzer	166-312	.532
1975-76	Ed Schweitzer	173-320	.541
1976-77	Kimberly Belton	130-239	.544
1977-78	Kimberly Belton	163-300	.543
1978-79	Kimberly Belton	164-265	.619
1979-80	Kimberly Belton	171-293	.584
1980-81	Jeff Ryan	44-85	.518
1981-82	John Revelli	144-239	.603
1982-83	John Revelli	100-149	.671

1983-84	Earl Koberlein	64-98	.653
1984-85	Andy Fischer	98-184	.533
1985-86	Todd Lichti	188-353	.533
1986-87	Todd Lichti	170-39	.517
1987-88	Howard Wright	196-315	.622
1988-89	Adam Keefe	93-147	.633
1989-90	Adam Keefe	210-335	.627
1990-91	Adam Keefe	252-414	.609
1991-92	Adam Keefe	275-499	.564
1992-93	Dion Cross	105-222	.473
1993-94	Andy Poppink	118-249	.474
1994-95	Bart Lammersen	47-86	.547
1995-96	Mark Seaton	52-86	.605
1996-97	Mark Madsen	51-95	.537
1997-98	Mark Madsen	116-197	.589
1998-99	Mark Madsen	153-253	.605
1999-00	Jason Collins	84-135	.622
2000-01	Jason Collins	168-274	.613
2001-02	Curtis Borchardt	171-297	.576
2002-03	Rob Little	116-204	.569
2003-04	Justin Davis	95-166	.572
2004-05	Rob Little	122-236	.517
2005-06	Matt Haryasz	156-325	.480
2006-07	Fred Washington	85-163	.521

Team Field Goal Attempts

Year	Fga
1. 1997-98	2,080
2. 1952-53	2,028
3. 2002-03	1,925
4. 1951-52	1,889
5. 2000-01	1,865
6. 1990-91	1,850
7. 1996-97	1,835
8. 1998-99	1,830
9. 2001-02	1,823
10. 1975-76	1,802

Team Field Goal Percentage

Year	Pct.
1. 1982-83	.548
2. 1983-84	.524
3. 1988-89	.522
4. 1987-88	.518
5. 2000-01	.511
6. 1981-82	.491
7. 1978-79	.490
8. 1990-91	.488
9. 1974-75	.481
10. 1989-90	.480

Team Field Goals

Game: 49 vs Denver, 1973-1974

Field Goal Percentage


Game: .769 (30-39) vs Oregon, 1982-83

Field Goals


Game: 23, Hank Luisetti vs Duquesne, 1937-38

Team Field Goals


Year	Fg
1. 2000-01	953
2. 1997-98	947
3. 1987-88	907
3. 1988-89	907
5. 1990-91	902
6. 2002-03	852
7. 2003-04	849
8. 1976-77	827
8. 1985-86	827
10. 1983-84	824



Johnny Rogers led the Pac-10 in field goal percentage (.588) during the 1982-83 season.



Five Stanford players have won the conference field goal percentage title since 1959-60, including Howard Wright (.622) in 1987-88.




Mark Seaton, who played in 114 games at Stanford, ranks sixth all-time in career field goal percentage at .565.

Year-by-Year Field Goal Percentage

Year	Fg	Fga	Pct	1959-60	514	1411	.364	1972-73	716	1588	.451	1985-86	827	1740	.475	1998-99	801	1830	.438
1950-51	598	1700	.352	1960-61	497	1369	.363	1973-74	672	1524	.441	1986-87	696	1452	.479	1999-00	819	1750	.468
1951-52	743	1889	.393	1961-62	669	1751	.382	1974-75	764	1588	.481	1987-88	907	1750	.518	2000-01	953	1865	.511
1952-53	667	2028	.329	1962-63	614	1563	.393	1975-76	819	1802	.454	1988-89	907	1739	.522	2001-02	822	1823	.451
1953-54	637	1657	.384	1963-64	665	1600	.409	1976-77	827	1757	.471	1989-90	740	1541	.480	2002-03	852	1925	.443
1954-55	631	1511	.418	1964-65	640	1489	.421	1977-78	797	1675	.475	1990-91	902	1850	.488	2003-04	849	1771	.479
1955-56	560	1401	.400	1965-66	678	1590	.427	1978-79	772	1574	.490	1991-92	818	1730	.473	2004-05	774	1778	.435
1956-57	538	1374	.392	1966-67	704	1570	.446	1979-80	668	1440	.464	1992-93	708	1710	.414	2005-06	673	1580	.426
1957-58	521	1350	.386	1967-68	753	1719	.438	1980-81	665	1461	.455	1993-94	715	1667	.429	2006-07	778	1738	.448
1958-59	516	1318	.392	1968-69	727	1721	.423	1981-82	673	1370	.491	1994-95	773	1733	.446				
				1969-70	748	1676	.446	1982-83	751	1373	.548	1995-96	735	1650	.446				
				1970-71	730	1730	.422	1983-84	824	1574	.524	1996-97	822	1835	.448				
				1971-72	709	1655	.422	1984-85	681	1496	.455	1997-98	947	2080	.455				

Stanford Record Book - Free Throws



Doug Marty hit .881 from the free throw line in 1980-81.

Year-by-Year Free Throw Percentage Leaders

Year	Player	Ftm-Fta	Pct
1947-48	Morley Thompson	33-46	.717
1950-51	Ed Tucker	96-130	.738
1951-52	Ed Tucker	117-153	.765
1952-53	Ron Tomic	129-172	.750
1953-54	George Selleck	124-158	.785
1954-55	Ron Tomic	136-175	.777
1955-56	Bill Bond	100-141	.709
1956-57	Hap Wagner	92-113	.814
1957-58	Jerry Thuesen	59-68	.868
1958-59	Paul Neumann	134-157	.854
1959-60	John Arrillaga	84-109	.771
1960-61	John Hendry	47-65	.723
1961-62	Darrell Sutherland	651-81	.802
1962-63	Tom Dose	144-201	.716
1963-64	Tom Dose	109-132	.825
1964-65	Kent Hinckley	62-75	.827
1965-66	Howard Hassen	31-40	.775
1966-67	Gary Petersmeyer	63-84	.750
1967-68	Gary Petersmeyer	71-94	.755
1968-69	Mal McElwain	59-80	.738
1969-70	Claude Terry	89-118	.754
1970-71	Claude Terry	138-184	.750
1971-72	Dave Frost	64-78	.821
1972-73	Bob Buell	41-54	.751
1973-74	Rich Kelley	125-155	.806
1974-75	Rich Kelley	144-173	.832
1975-76	Mike Bratz	69-88	.784
1976-77	Mike Bratz	118-145	.806
1977-78	Mark Pitchford	32-43	.744
1978-79	Wolfe Perry	107-139	.770
1979-80	Brian Welch	81-105	.781
1980-81	Doug Marty	52-59	.881
1981-82	Johnny Rogers	76-93	.817
1982-83	Johnny Rogers	51-62	.823
1983-84	Keith Jones	141-173	.815
1984-85	Novian Whitsitt	68-80	.850

1985-86	Todd Lichti	140-172	.814
1986-87	Terry Taylor	56-66	.848
1987-88	Todd Lichti	174-198	.879
1988-89	Terry Taylor	49-57	.860
1989-90	Kenny Ammann	31-36	.861
1990-91	John Patrick	72-85	.847
1991-92	Marcus Lollie	49-62	.790
1992-93	Marcus Lollie	68-80	.850
1993-94	Dion Cross	80-101	.792
1994-95	Dion Cross	91-110	.827
1995-96	Dion Cross	81-88	.921
1996-97	Brevin Knight	166-199	.834
1997-98	Arthur Lee	164-185	.886
1998-99	Arthur Lee	140-158	.886
1999-00	Ryan Mendez	63-72	.875
	David Moseley	63-72	.875
2000-01	Ryan Mendez	94-101	.931
2001-02	Julius Barnes	48-59	.814
2002-03	Julius Barnes	120-147	.816
2003-04	Chris Hernandez	96-105	.914
2004-05	Jason Haas	41-47	.872
2005-06	Chris Hernandez	109-121	.901
2006-07	Taj Finger	37-47	.787

Team Free Throws

Year	Ft
1. 2000-01	671
2. 1983-84	663
3. 1997-98	651
4. 1987-88	630
5. 1998-99	629
6. 1982-83	617
7. 1994-95	603
8. 1990-91	590
9. 1988-89	581
10. 1985-86	570

Team Free Throw Attempts

Year	Fta
1. 1983-84	917
2. 2000-01	903
3. 1998-99	891
4. 1997-98	882
5. 1991-92	877
6. 1990-91	864
7. 1993-94	860
8. 1982-83	839
8. 1988-89	829
10. 1994-95	827

Team Free Throw Percentage

Year	Pct
1. 2005-06	.763
2. 1995-96	.758
3. 2003-04	.751
4. 1980-81	.747
5. 1996-97	.746
6. 1957-58	.743
6. 2000-01	.743
7. 1997-98	.738
8. 2004-05	.737
9. 1982-83	.735
10. 1963-64	.729
10. 1994-95	.729

Free Throws Made


Game	44, vs BYU-Hawaii, 1983-84
	44, vs Cal Poly, 1994-95

Free Throws Attempted

Game	62, vs BYU-Hawaii, 1983-84
------	----------------------------

Free Throws Percentage


Game	.950 (19-of-20), vs UCLA, 1971-72
	.950 (19-of-20), vs Oregon State, 1987-88



Ryan Mendez, who is third all-time in career free throw percentage (.869) at Stanford, was the Pac-10 champion during the 1999-00 (.875) and 2000-01 (.931) seasons.



Not only was Rich Kelley a dominant front line scorer for Stanford, he could also shoot free throws. Kelley led the league during the 1974-75 season at 85 percent.



Since the 1984-85, six Stanford players have been the Pac-10 free throw pct. leader ten times, including Arthur Lee during his junior and senior seasons (both .886).

Year-by-Year Team Free Throw Pct.

Year	Ftm	Fta	Pct
1947-48	288	480	.600
1950-51	416	646	.644
1951-52	529	774	.683
1952-53	452	706	.640
1953-54	494	768	.643
1954-55	485	723	.671
1955-56	457	726	.630
1956-57	566	802	.706
1957-58	447	603	.743
1958-59	418	580	.721
1959-60	367	543	.674
1960-61	336	529	.638
1961-62	389	575	.677
1962-63	380	569	.668
1963-64	397	544	.729
1964-65	342	483	.708
1965-66	401	577	.691
1966-67	439	640	.686
1967-68	391	593	.660
1968-69	372	592	.628
1969-70	394	596	.661
1970-71	440	650	.677
1971-72	477	673	.709
1972-73	287	447	.642
1973-74	339	501	.677
1974-75	355	525	.676
1975-76	350	494	.709
1976-77	390	575	.678
1977-78	371	560	.662
1978-79	265	573	.637
1979-80	421	619	.680
1980-81	484	648	.747
1981-82	461	633	.728
1982-83	617	839	.735
1983-84	663	917	.723
1984-85	533	737	.723
1985-86	570	796	.716
1986-87	526	731	.720
1987-88	630	877	.718
1988-89	581	829	.701
1989-90	449	665	.675
1990-91	590	864	.683
1991-92	430	637	.675
1992-93	405	586	.691
1993-94	559	860	.650
1994-95	603	827	.729
1995-96	558	736	.758
1996-97	561	752	.746
1997-98	651	882	.738
1998-99	629	891	.706
1999-00	564	794	.710
2000-01	671	903	.743
2001-02	569	813	.700
2002-03	458	676	.678
2003-04	489	651	.751
2004-05	501	680	.737
2005-06	500	655	.763
2006-07	426	625	.682

Stanford Record Book – Rebounds



Mark Madsen led the Cardinal in rebounding three straight years.

Team Rebounds

Year	Rebs
1. 1997-98	1,444
2. 1952-53	1,343
3. 1998-99	1,342
4. 1999-00	1,309
5. 2002-03	1,279
6. 1990-91	1,251
7. 2001-02	1,254
8. 2000-01	1,244
9. 1963-64	1,228
10. 1996-97	1,206

Team Rebound Average

Year	Avg
1. 1952-53	49.7
2. 1963-64	49.1
3. 1964-65	46.6
4. 1962-63	46.5
5. 1961-62	46.1
6. 1972-73	45.8
7. 1969-70	43.9
8. 1973-74	43.6
9. 1971-72	43.2
10. 1999-00	42.2

Year-by-Year Rebounding Leaders

Year	Player	G	Reb	Avg
1952-53	Don Carlson	25	266	10.6
1953-54	Russ Lawler	25	234	9.4
1954-55	Russ Lawler	25	240	10.9
1955-56	Barry Brown	24	259	10.8
1956-57	Dick Haga	26	170	6.5
1957-58	Dick Haga	25	202	8.0
1958-59	Dick Haga	25	177	7.1
1959-60	John Windsor	25	162	6.5
1960-61	John Windsor	24	166	8.4
1961-62	Tom Dose	26	270	11.5
1962-63	Tom Dose	25	269	10.8
1963-64	Clayton Raaka	24	255	10.6
1964-65	Ray Kosanke	23	182	7.9
1965-66	Bob Bedell	25	227	9.1
1966-67	Art Harris	26	194	7.5
1967-68	Art Harris	26	210	8.1
1968-69	Bill Palmer	26	245	9.4
1969-70	Bill Palmer	25	211	8.4
1970-71	Mike Michel	26	210	8.1
1971-72	Steve Shupe	25	185	7.4
1972-73	Rich Kelley	25	331	13.2
1973-74	Rich Kelley	25	313	12.5
1974-75	Rich Kelley	26	300	11.5
1975-76	Ed Schweitzer	27	302	11.2
1976-77	Kimberly Belton	27	228	8.4
1977-78	Kimberly Belton	27	243	9.0
1978-79	Kimberly Belton	27	234	8.7
1979-80	Kimberly Belton	26	255	9.8
1980-81	John Revelli	27	206	7.6
1981-82	John Revelli	27	231	8.6
1982-83	Hans Wichary	28	146	5.2
1983-84	John Revelli	31	244	7.9

1984-85	Kent Seymour	28	164	5.9
1985-86	Howard Wright	30	189	6.3
1986-87	Howard Wright	28	190	6.8
1987-88	Howard Wright	33	255	7.7
1988-89	Howard Wright	33	226	6.9
1989-90	Adam Keefe	30	272	9.1
1990-91	Adam Keefe	33	313	9.5
1991-92	Adam Keefe	29	355	12.2
1992-93	Brent Williams	30	174	5.8
1993-94	Andy Poppink	29	208	7.4
1994-95	Tim Young	29	249	8.6
1995-96	Andy Poppink	29	243	8.4
1996-97	Tim Young	30	253	8.4
1997-98	Tim Young	35	284	8.1
	Mark Madsen	27	220	8.2
1998-99	Mark Madsen	33	297	9.0
1999-00	Mark Madsen	23	214	9.3
2000-01	Jason Collins	34	265	7.8
2001-02	Curtis Borchardt	30	332	11.4
2002-03	Josh Childress	33	266	8.1
2003-04	Josh Childress	23	173	7.5
2004-05	Matt Haryasz	31	281	9.1
2005-06	Matt Haryasz	30	244	8.7
2006-07	Lawrence Hill	31	187	6.0
	Brook Lopez	26	156	6.0

Total Rebounds


Game 81, vs BYU, 1968-69

Rebound Average

Season 49.7, 1952-53

Rebound Margin


Game 34 (51-17), vs San Jose State, 1988-89



Tim Young finished his career as Stanford's #2 all-time rebounder (1,070).



Curtis Borchardt led the Pac-10 in rebounding in 2001-02.



Howard Wright led the Cardinal in rebounding all four seasons of his career.

Year-by-Year Rebounds

Rebound Average

Year	G	Reb	Avg
1952-53	27	1343	49.7
1953-54	25	852	34.1
1954-55	25	877	39.9
1955-56	24	919	38.3
1956-57	26	806	31.0
1957-58	25	825	33.0
1958-59	25	947	37.9
1959-60	25	953	38.1
1960-61	24	910	37.9
1961-62	26	1,109	46.1

1962-63	25	1,162	46.5
1963-64	25	1,228	49.1
1964-65	23	1,073	46.6
1965-66	25	1,118	44.7
1966-67	26	1,063	41.0
1967-68	26	1,092	42.1
1968-69	26	1,050	40.4
1969-70	25	1,097	43.9
1970-71	26	1,145	44.0
1971-72	25	1,080	43.2
1972-73	25	1,145	45.8
1973-74	25	1,089	43.6
1974-75	26	1,041	40.0

1975-76	27	1,123	41.6
1976-77	27	1,040	38.5
1977-78	27	1,013	37.5
1978-79	27	963	35.7
1979-80	26	938	36.1
1980-81	27	921	34.1
1981-82	27	820	30.4
1982-83	28	846	30.2
1983-84	31	958	30.9
1984-85	38	923	33.0
1985-86	30	1,046	34.9
1986-87	28	954	34.1
1987-88	33	1,193	36.2

1988-89	33	1,148	34.8
1989-90	30	1,057	35.2
1990-91	33	1,251	37.9
1991-92	29	1,099	37.9
1992-93	30	1,011	33.7
1993-94	28	1,087	38.8
1994-95	29	1,113	38.4
1995-96	29	1,073	37.0
1996-97	20	1,206	40.2
1997-98	35	1,444	41.3
1998-99	33	1,342	40.7
1999-00	31	1,309	42.2
2000-01	34	1,244	36.6

2001-02	30	1,254	41.8
2002-03	33	1,279	38.8
2003-04	32	1,178	36.8
2004-05	31	1,109	35.8
2005-06	30	1,028	34.3
2006-07	31	1,193	38.5

Game Rebounds

- 27, Rich Kelley vs Kentucky, 1973-74
- 24, Rich Kelley vs LSU, 1974-75
- 24, Kimberly Belton vs California, 1976-77
- 22, Adam Keefe vs Oregon, 1991-92
- 21, Clayton Raaka vs California, 1963-64
- 21, Ed Schweitzer vs California, 1975-76
- 21, Adam Keefe vs Southern Utah, 1991-92
- 21, Tim Young vs Oregon, 1996-97
- 21, Curtis Borchardt vs Arizona, 2001-02
- 20, Tom Dose vs Oregon State, 1962-63
- 20, Chuck Moore vs Wyoming, 1969-70
- 20, Rich Kelley vs Utah, 1973-74
- 20, Mark Madsen at Washington, 1999-00
- 20, Curtis Borchardt vs Purdue, 2001-02
- 20, Matt Haryasz vs. Oregon, 2004-05
- 19, Rich Kelley vs Air Force, 1973-74
- 19, Rich Kelley vs Utah State, 1974-75
- 19, Ed Schweitzer vs Washington, 1975-76
- 19, Adam Keefe vs Santa Clara, 1991-92
- 18, Rich Kelley vs USC, 1973-74
- 18, Rich Kelley vs Illinois, 1974-75
- 18, Ed Schweitzer vs Wisconsin, 1975-76
- 18, Kimberly Belton vs Washington, 1976-77
- 18, Adam Keefe vs Washington, 1991-92
- 18, Curtis Borchardt at Oregon State, 2001-02
- 17, Clayton Raaka vs Washington, 1962-63
- 17, Tom Dose vs USC, 1962-63
- 17, Bob Bedell vs Arizona State, 1965-66
- 17, Ray Kosanke vs California, 1965-66
- 17, Rich Kelley vs Washington, 1973-74
- 17, Rich Kelley vs California, 1973-74
- 17, George Schader vs UCLA, 1975-76
- 17, Ed Schweitzer vs Miami (Ohio), 1975-76
- 17, Kimberly Belton vs Washington, 1977-78
- 17, Kimberly Belton vs San Jose State, 1979-80
- 17, Tim Young vs Oregon, 1994-95
- 17, Andy Poppink vs Bradley, 1995-96
- 17, Tim Young vs Arizona, 1996-97
- 17, Mark Madsen vs College of Charleston, 1997-98
- 17, Tim Young vs Rhode Island, 1997-98
- 17, Curtis Borchardt at Arizona State, 2001-02
- 16, Mal McElwain vs Washington, 1967-68
- 16, Rich Kelley vs Washington State, 1973-74
- 16, Rich Kelley vs Washington, 1974-75
- 16, Ed Schweitzer vs Nevada, 1974-75
- 16, Ed Schweitzer vs San Francisco, 1974-75

- 16, Ed Schweitzer vs Washington, 1974-75
- 16, Ed Schweitzer vs Minnesota, 1975-76
- 16, Ed Schweitzer vs LSU, 1975-76
- 16, Kimberly Belton vs Arizona, 1978-79
- 16, John Revelli vs USIU, 1981-82
- 16, Adam Keefe vs Washington, 1991-92
- 16, Adam Keefe vs Arizona, 1991-92
- 16, Tim Young vs Seton Hall, 1996-97
- 16, Tim Young vs Arizona State, 1996-97
- 16, Mark Madsen vs Kentucky, 1997-98
- 16, Andy Poppink vs Oregon State, 1993-94
- 16, Curtis Borchardt at Washington, 2001-02
- 16, Justin Davis at UNLV, 2002-03
- 15, Mike Ledgerwood vs Washington, 1960-61
- 15, Craig Cordes vs Santa Clara, 1964-65
- 15, Rich Kelley vs USC, 1974-75
- 15, Rich Kelley vs California, 1974-75
- 15, Rich Kelley vs USC, 1974-75
- 15, Ed Schweitzer vs Washington, 1974-75
- 15, Ed Schweitzer vs UCLA, 1975-76
- 15, Kimberly Belton vs San Jose State, 1978-79
- 15, Adam Keefe vs Washington State, 1989-90
- 15, Tim Young vs Navy, 1996-97
- 15, Tim Young vs Utah, 1996-97
- 15, Tim Young vs California, 1997-98
- 15, Jason Collins vs Duke, 2000-01
- 15, Curtis Borchardt vs Oregon, 2001-02
- 15, Robin Lopez vs Siena, 2006-07

Career Rebounds Per Game

Player	Years	G	Reb	Avg
1. Rich Kelley	1972-75	76	944	12.4
2. Tom Dose	1961-64	75	755	10.1
3. Adam Keefe	1988-92	125	1,119	9.0
4. Kimberly Belton	1976-80	107	955	8.9
5. Ed Schweitzer	1973-76	80	704	8.8
6. Bill Palmer	1967-70	58	505	8.7
7. Russ Lawler	1952-55	76	654	8.6
8. Clayton Raaka	1962-65	72	671	8.5
9. Tim Young	1994-99	132	1,070	8.1
10. John Revelli	1980-84	100	798	8.0
10. Bob Bedell	1963-66	71	566	8.0
12. Mark Madsen	1996-00	108	857	7.9
13. Ray Kosanke	1963-66	63	482	7.7
14. John Windsor	1959-62	75	565	7.5
15. Barry Brown	1953-56	72	521	7.2
15. Dick Haga	1956-59	76	549	7.2
15. Curtis Borchardt	1999-02	66	478	7.2
18. Arthur Harris	1965-68	77	531	6.9
18. Howard Wright	1985-89	124	860	6.9
20. Josh Childress	2001-04	86	583	6.8
21. Jason Collins	1997-01	73	484	6.6
22. Mike Mann	1971-74	56	359	6.4
23. Mal McElwain	1966-69	77	487	6.3
24. Mike Michel	1968-71	71	424	6.0
25. Orlando Ward	1978-82	61	358	5.9

Career Rebounds

Player	Years	Reb
1. Adam Keefe	1988-92	1,119
2. Tim Young	1994-99	1,070
3. Kimberly Belton	1976-80	955
4. Rich Kelley	1972-75	944
5. Howard Wright	1985-89	860
6. Mark Madsen	1996-00	857
7. John Revelli	1980-84	798
8. Tom Dose	1961-64	755
9. Jarron Collins	1997-01	706
10. Ed Schweitzer	1973-76	704
11. Todd Lichti	1985-89	697
12. Andy Poppink	1991-96	665
13. Russ Lawler	1952-55	654
14. Clayton Raaka	1962-65	617
14. Rob Little	2004-05	617
16. Brent Williams	1990-94	611
17. Josh Childress	2001-04	583
18. Bob Bedell	1963-66	566
19. John Windsor	1959-62	565
20. Justin Davis	2000-04	555
21. Dick Haga	1956-59	549
22. Art Harris	1965-68	531
23. Brian Welch	1978-82	528
23. Andrew Vlahov	1987-91	528
25. Peter Sauer	1995-99	524

Season Rebounds Per Game

Player	Year	G	Reb	Avg
1. Rich Kelley	1972-73	25	331	13.2
2. Rich Kelley	1973-74	25	313	12.5
3. Adam Keefe	1991-92	29	355	12.2
4. Tom Dose	1961-62	26	270	11.5
4. Rich Kelley	1974-75	26	300	11.5
6. Curtis Borchardt	2001-02	30	332	11.4
7. Ed Schweitzer	1975-76	27	302	11.2
8. Russ Lawler	1954-55	25	240	10.9
9. Barry Brown	1955-56	24	259	10.8
9. Tom Dose	1962-63	25	269	10.8
11. Don Carlson	1952-53	25	266	10.6
11. Clayton Raaka	1963-64	24	255	10.6
13. Tom Dose	1961-62	26	270	10.4
14. John Windsor	1961-62	26	237	10.1
15. Kimberly Belton	1979-80	26	255	9.8
16. Adam Keefe	1990-91	33	313	9.5
17. Russ Lawler	1953-54	25	234	9.4
18. Mark Madsen	1999-00	23	214	9.3
19. Bob Bedell	1965-66	25	227	9.1
19. Adam Keefe	1989-90	30	272	9.1
19. Matt Haryasz	2004-05	31	281	9.1
22. Ray Kosanke	1965-66	25	226	9.0
22. Tom Dose	1963-64	24	216	9.0
22. Kimberly Belton	1977-78	27	243	9.0
22. Mark Madsen	1998-99	33	297	9.0

Season Rebounds

Player	Year	Reb
1. Adam Keefe	1991-92	355
2. Curtis Borchardt	2001-02	332
3. Rich Kelley	1972-73	331
4. Rich Kelley	1973-74	313
5. Adam Keefe	1990-91	313
6. Ed Schweitzer	1975-76	302
7. Rich Kelley	1974-75	300
8. Mark Madsen	1998-99	297
9. Tim Young	1997-98	284
10. Matt Haryasz	2004-05	281
11. Adam Keefe	1989-90	272
12. Tom Dose	1961-62	270
13. Tom Dose	1962-63	269
14. Don Carlson	1952-53	266
14. Josh Childress	2002-03	266
16. Jason Collins	2000-01	265
17. Barry Brown	1955-56	259
18. Clayton Raaka	1963-64	255
18. Kimberly Belton	1979-80	255
18. Howard Wright	1987-88	255
21. Tim Young	1996-97	253
22. Bill Palmer	1968-69	245
23. John Revelli	1983-84	244
23. Matt Haryasz	2005-06	244
24. Kimberly Belton	1977-78	243
24. Tim Young	1995-96	243
25. Russ Lawler	1954-55	240

Freshman Records

Player	Year	Reb
1. Tim Young	1994-95	249
2. Ed Schweitzer	1972-73	234
3. Kimberly Belton	1976-77	228
4. John Revelli	1980-81	206
5. Scott Russell	1973-74	194
6. Jason Collins	1999-00	190
7. Adam Keefe	1988-89	179
8. Robin Lopez	2006-07	172
9. Brook Lopez	2006-07	156
10. Josh Childress	2001-02	144

Rebound Average

Player	Year	Avg
1. Tim Young	1994-95	8.6
2. Jason Collins	1999-00	6.1
3. Brook Lopez	2006-07	6.0
4. Robin Lopez	2006-07	5.5
5. Adam Keefe	1988-89	5.4
6. Mark Madsen	1996-97	5.0
7. Josh Childress	2001-02	4.8
8. Darren Allaway	1992-93	4.6
9. Brevin Knight	1993-94	3.9
10. Curtis Borchardt	1999-00	3.7



Ed Schweitzer was the league's top rebounder during the 1975-76 season.

Stanford Record Book – Three Point Field Goals



Ryan Mendez finished his career with 178 three-point field goals, fourth on Stanford's all-time list.

3-Point Goals – Game

Team	15, vs UCLA, 1996-97
	15, vs New Hampshire, 1999-00
Player	8, Terry Taylor vs Seattle Pacific, 1987-88
	8, Julius Barnes vs Rice, 2002-03

3-Point Goals Attempted – Game

Team	42, vs UCLA, 2001-02
Player	15, Peter Dukes vs Arizona, 1991-92

3-Point Field Goal Pct – Game

.727 (8-11), vs Oregon State, 1988-89

Year-by-Year 3-Point Shooting

Year	Player	Fg-Fga	Pct
1986-87	Terry Taylor	40-82	.488
1987-88	Todd Lichti	46-89	.517
1988-89	Scott Meinert	21-36	.583
1989-90	Kenny Ammann	47-102	.461
1990-91	John Patrick	60-131	.458
1991-92	Marcus Lollie	26-53	.491
1992-93	Dion Cross	30-65	.462
1993-94	Dion Cross	54-128	.422
1994-95	Dion Cross	82-171	.480
1995-96	Dion Cross	75-187	.401
1996-97	Ryan Mendez	29-68	.427
1997-98	Ryan Mendez	45-95	.474
1998-99	Arthur Lee	54-136	.397
1999-00	David Moseley	70-156	.449
2000-01	Michael McDonald	56-109	.514
2001-02	Casey Jacobsen	64-172	.372
2002-03	Matt Lottich	71-180	.394
2003-04	Chris Hernandez	46-100	.460
2004-05	Dan Grunfeld	28-65	.431
2005-06	Chris Hernandez	75-159	.472
2006-07	Lawrence Hill	50-122	.410

Best 3-Point Field Goal Percentage

– Game (Minimum 5 attempts)

1.000 (7-7), Dion Cross vs Arizona, 1995-96
1.000 (5-5), Peter Dukes vs Arizona, 1995-96
1.000 (5-5), Chris Hernandez vs California, 2005-06
.857 (6-7), John Patrick vs Oregon State, 1989-90
.857 (6-7), Chris Hernandez vs UC Irvine, 2003-04
.857 (6-7), Matt Lottich vs Gonzaga, 2003-04
.833 (5-6), Todd Lichti vs Washington, 1987-88
.833 (5-6), Kris Weems vs San Diego, 1996-97
.833 (5-6), Arthur Lee vs Santa Clara, 1998-99
.833 (5-6), Michael McDonald vs San Francisco State, 2000-01
.800 (4-5), Terry Taylor vs Oregon State, 1988-89
.800 (4-5), John Patrick vs Indiana, 1987-88
.800 (4-5), John Patrick vs Oregon State, 1990-91
.800 (4-5), Arthur Lee vs California, 1997-98
.800 (4-5), David Moseley vs Washington St, 1998-99
.800 (4-5), Casey Jacobsen vs Iowa, 1999-00
.800 (4-5), Ryan Mendez vs New Hampshire, 1999-00
.800 (4-5), Ryan Mendez at USC, 1999-00
.800 (4-5), David Moseley vs Mississippi St., 1999-00
.800 (4-5), Casey Jacobsen vs Oregon St, 2000-01
.800 (4-5), Casey Jacobsen vs Oregon, 2000-01
.800 (4-5), Casey Jacobsen vs Arizona State, 2000-01
.800 (4-5), Julius Barnes at Arizona State, 2001-02

Career 3-Point Goals

Player	Years	Fg
1. Dion Cross	1992-96	241
2. Casey Jacobsen	1999-02	222
3. Kris Weems	1995-99	201
4. Chris Hernandez	2001-06	188
5. Ryan Mendez	1996-01	178
6. David Moseley	1996-00	169
6. Matt Lottich	2000-04	169
7. Terry Taylor	1985-89	156
8. Julius Barnes	1999-03	153
9. Arthur Lee	1995-99	148
10. Peter Dukes	1989-93	132
11. Todd Lichti	1985-89	112
12. Kenny Ammann	1989-91	105
13. Josh Childress	2001-04	104
14. John Patrick	1987-91	103
15. Michael McDonald	1997-01	94
16. Brevin Knight	1993-97	93
17. Peter Sauer	1995-99	87
18. Marcus Lollie	1989-93	73
19. Dan Grunfeld	2002-06	72
20. David Harbour	1991-96	60
21. Tony Giovacchini	1998-02	48
22. Brent Williams	1990-94	39
23. Nick Robinson	2001-2005	32
24. Scott Meinert	1984-89	31

Season 3-Point Goals

Player	Year	Fg
1. Casey Jacobsen	2000-01	84
2. Dion Cross	1994-95	82
3. Peter Dukes	1991-92	79
3. Julius Barnes	2002-03	79
3. Matt Lottich	2002-03	79
6. Dion Cross	1995-96	75
6. Chris Hernandez	2005-06	75
7. Casey Jacobsen	1999-00	74
8. David Moseley	1999-00	70
9. Matt Lottich	2003-04	67
10. Kris Weems	1996-97	66
11. Terry Taylor	1987-88	65
11. Chris Hernandez	2004-05	65
13. Casey Jacobsen	2001-02	64
14. Arthur Lee	1997-98	62
14. Kris Weems	1998-99	62
16. Anthony Goods	2006-07	60
16. John Patrick	1990-91	60
16. Kris Weems	1997-98	60
19. Kenny Ammann	1990-91	58
20. Michael McDonald	2000-01	56
21. Dion Cross	1993-94	54
21. Arthur Lee	1998-99	54
23. Terry Taylor	1988-89	51
24. Ryan Mendez	2000-01	50
24. Lawrence Hill	2006-07	50

Career 3-Point Attempts

Player	Years	Fga
1. Dion Cross	1992-96	551
2. Casey Jacobsen	1999-02	520
3. Kris Weems	1995-99	509
4. Matt Lottich	2000-04	465
5. Chris Hernandez	2001-06	459
6. Julius Barnes	1999-03	456
7. David Moseley	1996-00	432
8. Ryan Mendez	1996-01	424
9. Arthur Lee	1995-99	365
10. Peter Dukes	1989-93	344
11. Terry Taylor	1985-89	337
12. Josh Childress	2001-04	310
13. Brevin Knight	1993-97	277
14. David Moseley	1996-00	276
15. Peter Sauer	1995-99	247
16. Kenny Ammann	1989-91	245
17. John Patrick	1987-91	244
18. Todd Lichti	1985-89	235
19. Michael McDonald	1997-01	231
20. Dan Grunfeld	2002-06	219
21. David Harbour	1991-96	193
22. Marcus Lollie	1989-93	176
23. Tony Giovacchini	1998-02	164
24. Brent Williams	1990-94	142
25. Kenny Hicks	1989-93	120

Season 3-Point Attempts

Player	Year	Fga
1. Julius Barnes	2002-03	226
2. Matt Lottich	2002-03	207
3. Matt Lottich	2003-04	191
4. Dion Cross	1995-96	187
5. Casey Jacobsen	2000-01	178
6. Casey Jacobsen	2001-02	172
7. Dion Cross	1994-95	171
8. Casey Jacobsen	1999-00	170
9. Peter Dukes	1991-92	168
10. Anthony Goods	2006-07	165
11. Kris Weems	1998-99	159
11. Chris Hernandez	2005-06	159
13. Kris Weems	1997-98	157
14. David Moseley	1999-00	156
15. Kris Weems	1996-97	155
16. Chris Hernandez	2004-05	148
17. Josh Childress	2002-03	144
18. Kenny Ammann	1990-91	143
19. Arthur Lee	1997-98	140
20. Terry Taylor	1987-88	139
21. Arthur Lee	1998-99	136
21. Julius Barnes	2001-02	136
23. John Patrick	1990-91	131
24. Peter Dukes	1992-93	130
25. Ryan Mendez	2000-01	125

Career 3-Point Field Goal Pct

Player	Years	Fg-Fga	Pct
1. Chris Hernandez	2001-06	198-359	.551
2. Todd Lichti	1985-89	112-235	.477
3. Terry Taylor	1985-89	156-337	.463
4. Dion Cross	1992-96	241-551	.437

5. Kenny Ammann	1989-91	105-245	.429
6. Casey Jacobsen	1999-02	222-520	.427
7. John Patrick	1987-91	103-244	.422
8. Ryan Mendez	1996-01	178-424	.420
9. Marcus Lollie	1989-93	73-176	.415
10. Michael McDonald	1997-01	94-231	.407
11. Arthur Lee	1995-99	148-365	.405
12. Teyo Johnson	2000-02	23-58	.397
13. Kris Weems	1995-99	201-509	.395
14. Nick Ravn	1991-93	22-56	.393
15. Scott Meinert	1984-89	31-70	.392
16. David Moseley	1996-00	169-432	.391
17. Peter Dukes	1989-93	132-344	.383
17. Lawrence Hill	2006-07	61-159	.383
19. Dan Grunfeld	2002-06	51-137	.372
20. Matt Lottich	2000-04	169-465	.363
21. Anthony Goods	2005-71	191-517	.360
22. David Moseley	1996-00	99-276	.359
23. Peter Sauer	1995-99	87-247	.352
24. Julius Barnes	1999-03	153-456	.336
25. Josh Childress	2001-04	104-310	.335

Season 3-Pt Fg Pct


Player	Year	Fg-Fga	Pct
1. Scott Meinert	1988-89	21-36	.583
2. Todd Lichti	1987-88	46-89	.517
3. Michael McDonald	2000-01	56-109	.514
4. Marcus Lollie	1991-92	26-53	.491
5. Terry Taylor	1986-87	40-82	.488
6. Dion Cross	1994-95	82-171	.480
7. Todd Lichti	1986-87	30-63	.476
8. Casey Jacobsen	2000-01	84-178	.472
8. Chris Hernandez	2005-06	75-159	.472
9. Ryan Mendez	1997-98	45-95	.474
10. Peter Dukes	1991-92	79-168	.470
11. Terry Taylor	1987-88	65-139	.468
12. Dion Cross	1992-93	30-65	.462
13. Kenny Ammann	1989-90	47-102	.461
14. Chris Hernandez	2003-04	46-100	.460
15. John Patrick	1990-91	60-131	.458
16. David Moseley	1999-00	70-156	.449
17. Arthur Lee	1997-98	62-140	.443
18. Terry Taylor	1988-89	51-116	.440
19. Casey Jacobsen	1999-00	74-170	.435
20. Todd Lichti	1988-89	36-83	.434
21. Dan Grunfeld	2004-05	28-65	.431
21. Ryan Mendez	1996-97	29-68	.426
22. Kris Weems	1996-97	66-155	.425
23. David Moseley	1997-98	43-102	.422
24. Ryan Mendez	1999-00	47-112	.420
25. Peter Sauer	1997-98	42-101	.416

Freshman Records

Three-Point Fg	Year	Fg
1. Casey Jacobsen	1999-00	74
2. Dion Cross	1992-93	30
3. Ryan Mendez	1996-97	29
4. David Moseley	1996-97	25
5. Josh Childress	2001-02	22
6. Landry Fields	2006-07	20
7. Dan Grunfeld	2002-03	16
8. Kris Weems	1995-96	14
9. Mitch Johnson	2005-06	13
10. Chris Hernandez	2001-02	12

Three-Point Fga	Year	Fga
1. Casey Jacobsen	1999-00	170
2. Josh Childress	2001-02	80
3. David Moseley	1996-97	71
4. Ryan Mendez	1996-97	68
5. Landry Fields	2006-07	66
6. Dion Cross	1992-93	65
7. Brevin Knight	1993-94	55
8. Mitch Johnson	2005-06	46
9. Dan Grunfeld	2002-03	41
10. Kris Weems	1995-96	38
10. Chris Hernandez	2001-02	38

Three-Point Fg Pct	Year	Fg-Fga	Pct
1. Dion Cross	1992-93	30-65	.462
2. Teyo Johnson	2000-01	10-22	.455
3. Arthur Lee	1995-96	7-16	.438
4. Casey Jacobsen	1999-00	74-170	.435
5. Ryan Mendez	1996-97	29-68	.427
6. Matt Lottich	2000-01	11-27	.407
7. Dan Grunfeld	2002-03	16-41	.390
8. Peter Sauer	1995-96	7-19	.368
9. Kris Weems	1995-96	14-38	.368
10. David Moseley	1996-97	25-71	.352



Brevin Knight's 780 career assists are #1 all-time at Stanford and fourth-best in Pac-10 history.



Andrew Vlahov's 278 career assists is 11th-best in school history, and #1 among Stanford's frontline players.

Career

Player	Years	Assists
1. Brevin Knight	1993-97	780
2. Keith Ramee	1982-86	513
3. Terry Taylor	1985-89	490
4. Marcus Lollie	1989-93	474
5. Chris Hernandez	2001-06	396
6. Michael McDonald	1997-01	393
7. Arthur Lee	1995-99	382
8. Todd Lichti	1985-89	304
9. Mike Bratz	1974-77	289
10. Julius Barnes	1999-03	283
11. Andrew Vlahov	1987-91	278
12. Wolfe Perry	1975-79	258
13. John Patrick	1987-91	255
14. Casey Jacobsen	1999-02	254
15. Doug Marty	1978-82	243
16. Matt Lottich	2000-04	239
17. Kris Weems	1995-99	238
18. Brian Welch	1978-82	221
19. Paul Giovacchini	1976-79	220
20. Kimberly Belton	1976-80	215
21. Adam Keefe	1988-92	210
22. Tony Giovacchini	1998-02	209
23. Keith Jones	1980-84	205
24. Mitch Johnson	2006-07	201
25. Howard Wright	1985-89	197

Season

Player	Year	Assists
1. Brevin Knight	1996-97	234
2. Brevin Knight	1995-96	212
3. Marcus Lollie	1991-92	189
4. Brevin Knight	1994-95	184
5. Keith Ramee	1985-86	178
6. Michael McDonald	2000-01	165
7. Terry Taylor	1987-88	161
7. Arthur Lee	1997-98	161
9. Terry Taylor	1988-89	159
10. Brevin Knight	1993-94	150
11. Arthur Lee	1998-99	145
11. Michael McDonald	1997-98	145
13. Terry Taylor	1986-87	142
14. Marcus Lollie	1992-93	141
15. Keith Ramee	1982-83	133
16. Mike Bratz	1975-76	132
17. Julius Barnes	2002-03	130
17. Chris Hernandez	2003-04	130
19. John Patrick	1990-91	125
20. Chris Hernandez	2004-05	120
21. Keith Ramee	1984-85	115
21. John Patrick	1989-90	115
23. Mike Bratz	1976-77	113
23. Matt Lottich	2003-04	113
23. Fred Washington	2006-07	113

Year-by-Year

Year	G	Assists	Avg
1974-75	26	405	15.6
1975-76	27	451	16.7
1976-77	27	432	16.0
1977-78	27	492	18.2
1978-79	27	398	14.7
1979-80	26	343	13.2
1980-81	27	311	11.5
1981-82	27	311	11.5
1982-83	28	350	12.5
1983-84	31	398	12.8
1984-85	28	350	12.5
1985-86	30	494	16.5
1986-87	28	424	15.1
1987-88	33	576	17.5
1988-89	33	604	18.3
1989-90	30	435	14.5
1990-91	33	578	17.5
1991-92	29	508	17.5
1992-93	30	347	11.6
1993-94	28	368	13.1
1994-95	29	395	13.6
1995-96	29	466	16.1
1996-97	30	534	17.8
1997-98	35	569	16.3
1998-99	33	515	15.6
1999-00	31	539	17.4
2000-01	34	568	16.7
2001-02	30	480	16.0
2002-03	33	489	14.8
2003-04	32	515	16.1
2004-05	31	377	12.2
2005-06	30	425	14.2
2006-07	31	460	14.8

Year-by-Year


Year	Player	G	Assists	Avg
1974-75	Melvin Arterberry	21	81	3.9
1975-76	Mike Bratz	27	132	4.9
1976-77	Mike Bratz	27	113	4.2
1977-78	Paul Giovacchini	25	73	2.9
1978-79	Paul Giovacchini	26	90	3.5
1979-80	Doug Marty	26	95	3.7
1980-81	Doug Marty	27	66	2.4
1981-82	Doug Marty	27	63	2.3
1982-83	Keith Ramee	28	133	4.8
1983-84	Keith Ramee	31	87	2.8
1984-85	Keith Ramee	28	115	4.1
1985-86	Keith Ramee	30	178	5.9
1986-87	Terry Taylor	28	142	5.1
1987-88	Terry Taylor	32	161	5.0
1988-89	Terry Taylor	33	159	4.8
1989-90	John Patrick	30	115	4.1
1990-91	John Patrick	33	125	3.8
1991-92	Marcus Lollie	29	189	6.5
1992-93	Marcus Lollie	30	141	4.7
1993-94	Brevin Knight	28	150	5.4
1994-95	Brevin Knight	28	184	6.6
1995-96	Brevin Knight	29	212	7.3
1996-97	Brevin Knight	30	234	7.8
1997-98	Arthur Lee	35	161	4.6
1998-99	Arthur Lee	33	145	4.4
1999-00	Michael McDonald	31	145	4.7
2000-01	Michael McDonald	34	165	4.9
2001-02	Casey Jacobsen	30	106	3.5
2002-03	Julius Barnes	33	130	3.9
2003-04	Chris Hernandez	30	130	4.3
2004-05	Chris Hernandez	30	120	4.0
2005-06	Chris Hernandez	30	99	3.3
2006-07	Fred Washington	31	113	3.6

Team Assists

Year	Assists
1. 1988-89	604
2. 1990-91	578
3. 1987-88	576
4. 1997-98	569
5. 2000-01	568
6. 1999-00	539
7. 1996-97	534
8. 1998-99	515
8. 2003-04	515
10. 1991-92	508

Game Assists

13. Brevin Knight vs USC, 1994-95
13. Brevin Knight vs California, 1995-96
13. Brevin Knight vs Alaska Anchorage, 1996-97
13. Brevin Knight vs Arizona State, 1996-97
13. Brevin Knight vs California, 1996-97
12. Keith Ramee vs Oregon State, 1982-83
12. Terry Taylor vs Washington State, 1986-87
12. Brevin Knight vs California, 1994-95
12. Brevin Knight vs Arizona, 1996-97
11. Terry Taylor vs Oregon State, 1987-88
11. Keith Ramee vs Seton Hall, 1985-86
11. Marcus Lollie vs Oregon, 1992-93
11. Brevin Knight vs Virginia, 1993-94
11. Brevin Knight vs Arizona, 1995-96
11. Brevin Knight vs Oregon State, 1996-97
10. Keith Ramee vs Yale, 1985-86
10. Mike Bratz vs Washington State, 1975-76
10. Paul Giovacchini vs Cal Poly Pomona, 1977-78
10. Keith Ramee vs Seattle, 1984-85
10. Keith Ramee vs Washington, 1984-85
10. Terry Taylor vs Vanderbilt, 1988-89
10. Marcus Lollie vs Houston, 1990-91
10. Marcus Lollie vs Arizona State, 1991-92
10. Brevin Knight vs Oregon State, 1994-95
10. Brevin Knight vs Stetson, 1995-96
10. Brevin Knight vs Rice, 1995-96
10. Brevin Knight vs Arizona, 1995-96
10. Brevin Knight vs USC, 1995-96
10. Brevin Knight vs American, 1995-96
10. Brevin Knight vs California, 1995-96
10. Brevin Knight vs Oklahoma, 1996-97
10. Arthur Lee vs Washington, 1997-98
10. Arthur Lee vs Arizona State, 1997-98
10. Arthur Lee vs Oregon State, 1997-98
10. Julius Barnes at Arizona, 2002-03
10. Mitch Johnson at Fresno State, 2006-07



Michael McDonald's 393 career assists place him 6th all time at Stanford.

Freshman Records

Player	Year	Assists
1. Brevin Knight	1993-94	150
2. Keith Ramee	1982-83	133
3. Mitch Johnson	2005-06	98
4. Casey Jacobsen	1999-00	70
5. Wolfe Perry	1975-76	67
6. Mark Pitchford	1977-78	55
7. Keith Jones	1980-81	55
8. Steve Brown	1981-82	54
9. Kimberly Belton	1976-77	50
10. Brian Welch	1978-79	49
10. Michael McDonald	1997-98	49

Stanford Record Book – Steals



Three times in conference history a Stanford player has led the league in steals average. Keith Ramee led the Pac-10 in thefts during the 1984-85 season with an average of two per game.



Chris Hernandez finished his career with 138 steals and 396 assists, each fifth best in Stanford history.

Year-by-Year Team Steals Average

Year	G	Stl	Avg
1976-77	27	184	6.8
1977-78	27	163	6.0
1978-79	27	134	5.9
1979-80	26	110	4.2
1980-81	27	123	4.6
1981-82	27	111	4.1
1982-83	28	207	7.4
1983-84	31	239	7.7
1984-85	28	238	8.5
1985-86	30	246	8.2
1986-87	28	143	5.1
1987-88	33	167	5.1
1988-89	33	235	7.1
1989-90	30	170	5.7
1990-91	33	192	5.8
1991-92	29	170	5.7
1992-93	30	169	5.6
1993-94	28	206	7.4
1994-95	29	201	6.9
1995-96	29	181	6.2
1996-97	30	208	6.9
1997-98	35	183	5.2
1997-98	35	111	3.2
1998-99	33	187	5.7
1999-00	31	141	4.5
2000-01	34	187	5.5
2001-02	30	151	5.0
2002-03	33	177	5.4
2003-04	32	204	6.4
2004-05	31	208	6.7
2005-06	31	165	5.5
2006-07	31	144	4.6

Year-by-Year Individual Steals Average


Year	Player	G	Stals	Avg
1976-77	Mike Bratz	27	59	2.2
1977-78	Wolfe Perry	27	25	0.9
1978-79	Wolfe Perry	27	38	1.4
1979-80	Kimberly Belton	26	29	1.1
1980-81	Keith Jones	25	32	1.3
1981-82	Steve Brown	27	26	0.9
1982-83	Keith Ramee	28	47	1.7
1983-84	Keith Jones	31	48	1.5
1984-85	Keith Ramee	28	55	2.0
1985-86	Keith Ramee	20	53	1.8
1986-87	Todd Lichti	28	35	1.3
1987-88	Todd Lichti	33	40	1.2
1988-89	Terry Taylor	33	41	1.2
1989-90	Andrew Vlahov	30	50	1.7
1990-91	Adam Keefe	33	51	1.5
1991-92	Adam Keefe	29	49	1.7
1992-93	Marcus Lollie	39	41	1.1
1993-94	Brevin Knight	28	77	2.8
1994-95	Brevin Knight	28	78	2.8
1995-96	Brevin Knight	29	60	2.1
1996-97	Brevin Knight	30	83	2.8
1997-98	Arthur Lee	35	40	1.1
1998-99	Arthur Lee	33	59	1.8
1999-00	Michael McDonald	31	26	0.8
	David Moseley	31	26	0.8
2000-01	Michael McDonald	34	31	0.9
2001-02	Julius Barnes	30	27	0.9
2002-03	Josh Childress	33	39	1.2
2003-04	Chris Hernandez	30	34	1.1
2004-05	Chris Hernandez	30	52	1.7
2005-06	Chris Hernandez	30	35	1.2
2006-07	Mitch Johnson	31	29	0.9

Team Steals

Year	Steals
1. 1985-86	246
2. 1983-84	239
3. 1984-85	238
4. 1988-89	235
5. 1996-97	208
5. 2004-05	208
7. 1982-83	207
8. 1993-94	206
9. 2003-04	204
10. 1994-95	201

Steals – Game

10, Brevin Knight vs McNeese State, 1993-94



David Moseley (left) and Michael McDonald each picked 26 steals during the '99-00 season.

Career Steals Player

Player	Years	Steals
1. Brevin Knight	1993-97	298
2. Keith Ramee	1982-86	199
3. Todd Lichti	1985-89	156
4. Adam Keefe	1988-92	141
5. Chris Hernandez	2001-06	138
6. Andrew Vlahov	1987-91	130
7. Keith Jones	1980-84	128
8. Arthur Lee	1995-99	127
9. Wolfe Perry	1975-79	112
10. Marcus Lollie	1989-93	108
11. Nick Robinson	2001-05	107
12. Steve Brown	1981-86	106
13. Terry Taylor	1985-89	103
14. Howard Wright	1985-89	98
14. Andy Poppink	1991-96	98
16. Eric Reveno	1984-89	93
17. John Paye	1983-86	89
18. Kimberly Belton	1976-80	84
19. Earl Koberlein	1982-86	83
20. Michael McDonald	1997-01	81
21. Brent Williams	1990-94	79
22. David Moseley	1996-00	78
22. Justin Davis	2000-04	78
24. Andy Fischer	1982-86	77
24. Kris Weems	1995-99	77
24. Josh Childress	2001-04	77

Season Steals Player

Player	Year	Steals
1. Brevin Knight	1996-97	83
2. Brevin Knight	1994-95	78
3. Brevin Knight	1993-94	77
4. Brevin Knight	1995-96	60
5. Mike Bratz	1976-77	59
5. Arthur Lee	1998-99	59
7. Keith Ramee	1984-85	55
8. Keith Ramee	1985-86	53
9. Chris Hernandez	2004-05	52
10. Adam Keefe	1990-91	51
11. Andrew Vlahov	1989-90	50
12. Andrew Vlahov	1992-93	49
12. Adam Keefe	1991-92	49
14. Keith Jones	1983-84	48
15. Keith Ramee	1982-83	47
15. Todd Lichti	1985-86	47
17. Keith Jones	1982-83	43
18. Terry Taylor	1988-89	41
18. Marcus Lollie	1992-93	41
20. Todd Lichti	1987-88	40
20. Eric Reveno	1988-89	40
20. Marcus Lollie	1991-92	40
20. Arthur Lee	1997-98	40
24. Josh Childress	2002-03	39
25. Wolfe Perry	1978-79	38


Freshman Records Steals

Player	Year	Steals
1. Brevin Knight	1993-94	77
2. Keith Ramee	1982-83	47
2. Todd Lichti	1985-86	47
4. Keith Jones	1980-81	32
5. Mark Pitchford	1977-78	26
5. Steve Brown	1981-82	26
5. John Paye	1983-84	26
8. Mitch Johnson	2005-06	25
9. Kimberly Belton	1976-77	19
10. Adam Keefe	1988-89	18
10. David Moseley	1996-97	18
10. Josh Childress	2001-02	18

Stanford Record Book – Blocks



Curtis Borchardt blocked six shots against Cal State Bakersfield during the 1999-00 season. Borchardt also recorded six blocks against Purdue (2001-02) and Michigan State (2001-02).



Tim Young, who is the school record holder in career blocks, blocked at least one shot in 95 of 132 games.

Career Blocks

Player	Years	Blk
1. Tim Young	1994-99	167
2. Curtis Borchardt	1999-02	146
3. Matt Haryasz	2002-2006	130
4. Howard Wright	1985-89	121
5. Josh Childress	2001-04	95
6. Jason Collins	1997-01	89
7. Kimberly Belton	1976-80	86
8. Rob Little	2001-05	81
9. Robin Lopez	2006-	73
10. Jarron Collins	1997-01	68
11. Mark Madsen	1996-00	64
12. Eric Reveno	1984-89	61
13. Brent Williams	1990-94	60
14. Adam Keefe	1988-92	56
15. Jim Morgan	1990-94	51
16. Deshon Wingate	1987-91	49
17. Brook Lopez	2006-	45
18. Darren Allaway	1992-96	44
19. Kent Seymour	1982-85	43
19. Greg Butler	1984-88	43
21. Justin Davis	2000-04	41
22. Johnny Rogers	1981-83	38
22. Andrew Vlahov	1987-91	38
22. Joe Kirchofer	1999-04	38
25. David Moseley	1996-00	36

Season Blocks

Player	Year	Blk
1. Curtis Borchardt	2001-02	85
2. Robin Lopez	2006-07	73
3. Tim Young	1996-97	50
4. Matt Haryasz	2005-06	47
5. Josh Childress	2002-03	46
6. Brook Lopez	2006-07	45
7. Tim Young	1994-95	43
7. Jason Collins	1999-00	43
7. Jason Collins	2000-01	43
10. Kent Seymour	1984-85	42
10. Curtis Borchardt	1999-00	42
12. Howard Wright	1985-86	41
12. Tim Young	1997-98	41
14. Josh Childress	2003-04	37
14. Matt Haryasz	2004-05	37
16. Howard Wright	1988-89	35
16. Matt Haryasz	2003-04	35
18. Lawrence Hill	2006-07	33
19. Tim Young	1998-99	31
19. Rob Little	2003-04	31
21. Rob Little	2002-03	30
22. Kimberly Belton	1976-77	27
23. Johnny Rogers	1981-82	26
24. Greg Butler	1987-88	25
25. Kimberly Belton	1979-80	24
25. Howard Wright	1987-88	24
25. Jarron Collins	1999-00	24

Year-by-Year

Year	G	Blks	Avg
1976-77	27	60	2.2
1977-78	27	55	2.0
1978-79	27	56	2.1
1979-80	26	24	0.9
1980-81	27	36	1.3
1981-82	27	53	1.9
1982-83	28	40	1.4
1983-84	31	36	1.2
1984-85	28	72	2.6
1985-86	30	69	2.3
1986-87	28	73	2.6
1987-88	33	94	2.8
1988-89	33	93	2.8
1989-90	30	78	2.6
1990-91	33	82	2.7
1991-92	29	59	2.0
1992-93	30	75	2.5
1993-94	28	61	2.2
1994-95	29	80	2.8
1995-96	29	52	1.8
1996-97	30	117	3.9
1997-98	35	111	3.2
1998-99	33	96	2.9
1999-00	31	167	5.4
2000-01	34	108	3.2
2001-02	30	132	4.4
2002-03	33	118	3.6
2003-04	32	142	4.4
2004-05	32	87	2.7
2005-06	30	138	4.6
2006-07	31	184	5.9

Year-by-Year Blocked Shots

Year	Player	G	Blks	Avg
1976-77	Kimberly Belton	27	27	1.0
1977-78	Mark Pitchford	27	26	0.9
1978-79	Kimberly Belton	27	16	0.6
1979-80	Kimberly Belton	26	24	0.9
1980-81	Hans Wichary	26	9	0.3
1981-82	Johnny Rogers	27	26	0.9
1982-83	Johnny Rogers	28	12	0.4
1983-84	John Revelli	31	12	0.4
1984-85	Kent Seymour	28	42	1.5
1985-86	Howard Wright	30	41	1.4
1986-87	Howard Wright	28	21	0.8
1987-88	Greg Butler	33	25	0.8
1988-89	Howard Wright	33	35	1.1
1989-90	Deshon Wingate	30	23	0.8
1990-91	Deshon Wingate	33	19	0.6
1991-92	Adam Keefe	29	14	0.5
1992-93	Brent Williams	30	21	0.7
1993-94	Jim Morgan	28	18	0.6
1994-95	Tim Young	29	43	1.5
1995-96	Darren Allaway	29	14	0.5
1996-97	Tim Young	30	50	1.7
1997-98	Tim Young	35	41	1.2
1998-99	Tim Young	33	31	0.9
1999-00	Jason Collins	31	43	1.4
2000-01	Jason Collins	34	43	1.3
2001-02	Curtis Borchardt	30	85	2.8
2002-03	Josh Childress	33	46	1.4
2003-04	Josh Childress	23	37	1.6
2004-05	Matt Haryasz	31	37	1.2
2005-06	Matt Haryasz	30	47	1.7
2006-07	Robin Lopez	31	73	2.3

Team Blocked Shots

Year	G	Blocks
1. 2006-07	31	184
2. 1999-00	31	167
3. 2003-04	30	142
4. 2005-06	30	138
5. 2001-02	30	132
6. 2002-03	33	118
7. 1996-97	30	117
8. 1997-98	35	111
9. 2000-01	34	108
10. 1998-99	33	96

Blocked Shots – Game (Team)

- 19, vs USC, 2006-07
- 13, vs Oregon State, 2003-04
- 12, vs New Hampshire, 1999-00
- 12, vs Mississippi State, 1999-00

Blocked Shots – Game (Player)

- 12, Brook Lopez vs USC, 2006-07
- 6, Curtis Borchardt vs Cal State Bakersfield, 1999-00
- 6, Curtis Borchardt vs Purdue (Wooden Tradition at Indianapolis), 2001-02
- 6, Curtis Borchardt vs. Michigan State (Pete Newell Challenge at Oakland), 2001-02
- 6, Matt Haryasz at Oregon State, 2003-04
- 6, Lawrence Hill vs Washington, 2005-06
- 6, Robin Lopez vs Siena, 2006-07

Freshman Records


Blocked Shots	Year	Blk
1. Robin Lopez	2006-07	73
2. Brook Lopez	2006-07	45
3. Tim Young	1994-95	43
3. Jason Collins	1999-00	43
5. Curtis Borchardt	1999-00	42
6. Howard Wright	1985-86	41
7. Kimberly Belton	1976-77	27
8. Johnny Rogers	1981-82	26
9. Lawrence Hill	2005-06	23
10. Jarron Collins	1997-98	16
11. Brent Williams	1990-91	14
12. Joe Kirchofer	1999-00	13
12. Peter Prowitt	2004-05	13
14. Orlando Ward	1978-79	12
14. Eric Reveno	1984-85	12
14. Josh Childress	2001-02	12



Dion Cross, one of Stanford's all-time leading three-point shooters, played 3,220 minutes during his four-year career.



Arthur Lee led Stanford in minutes during his junior and senior seasons.



Brian Welch led the Cardinal in minutes per game in 1980-81 with more than 36 minutes per game.

Year-by-Year Minutes Average

Year	Player	G	Min	Avg
1977-78	Kimberly Belton	27	795	29.4
1978-79	Wolfe Perry	27	972	36.0
1979-80	Kimberly Belton	26	932	35.8
1980-81	Brian Welch	26	943	36.2
1981-82	Doug Marty	27	919	34.0
1982-83	Keith Jones	28	796	28.4
1983-84	John Revelli	31	995	32.1
1984-85	Keith Ramee	28	760	27.1
1985-86	Todd Lichti	30	876	29.2
1986-87	Todd Lichti	28	974	34.8
1987-88	Todd Lichti	33	1,140	34.5
1988-89	Todd Lichti	33	1,117	33.8
1989-90	Adam Keefe	30	1,065	35.5
1990-91	Adam Keefe	33	1,204	36.5
1991-92	Adam Keefe	29	1,080	37.2
1992-93	Marcus Lollie	30	942	31.4
1993-94	Brevin Knight	28	916	32.7
1994-95	Dion Cross	29	934	32.2
1995-96	Dion Cross	29	933	32.2
1996-97	Brevin Knight	30	960	32.0
1997-98	Arthur Lee	35	1,005	28.7
1998-99	Arthur Lee	33	1,076	32.6
1999-00	Casey Jacobsen	31	883	28.5
2000-01	Casey Jacobsen	34	1,079	31.7
2001-02	Casey Jacobsen	30	1,058	35.3
2002-03	Julius Barnes	33	1,158	35.1
2003-04	Matt Lottich	32	971	30.3
2004-05	Chris Hernandez	30	1,043	34.8
2005-06	Chris Hernandez	30	993	33.1
2006-07	Anthony Goods	25	841	33.6

Career Minutes

Player	Years	Min
1. Todd Lichti	1985-89	4,107
2. Adam Keefe	1988-92	4,002
3. Howard Wright	1985-89	3,774
4. Brevin Knight	1993-97	3,703
5. Brian Welch	1978-82	3,645
6. Kimberly Belton	1976-80	3,512
7. Tim Young	1994-99	3,420
8. Dion Cross	1992-96	3,220
9. Kris Weems	1995-99	3,149
10. Brent Williams	1990-94	3,070
11. John Revelli	1980-84	3,064
12. Casey Jacobsen	1999-02	3,020
13. Arthur Lee	1995-99	3,016
14. Keith Ramee	1982-86	3,012
15. Terry Taylor	1985-89	2,984
16. Marcus Lollie	1989-93	2,929
17. Andy Poppink	1991-96	2,915
18. Andrew Vlahov	1987-91	2,812
19. Doug Marty	1978-82	2,810
20. Jarron Collins	1997-01	2,789
21. Mark Madsen	1996-00	2,713
22. Keith Jones	1980-84	2,660
23. Julius Barnes	1999-03	2,637
24. Peter Sauer	1995-99	2,610
25. Greg Butler	1984-88	2,563

Season Minutes

Player	Year	Min
1. Adam Keefe	1990-91	1,204
2. Julius Barnes	2002-03	1,158
3. Todd Lichti	1987-88	1,140
4. Josh Childress	2002-03	1,128
5. Todd Lichti	1988-89	1,117
6. Howard Wright	1987-88	1,098
7. Adam Keefe	1991-92	1,080
8. Casey Jacobsen	2000-01	1,079
9. Arthur Lee	1998-99	1,076
10. Adam Keefe	1989-90	1,065
11. Casey Jacobsen	2001-02	1,058
12. Chris Hernandez	2004-05	1,043
13. Kris Weems	1998-99	1,040
14. Nick Robinson	2004-05	1,036
15. Arthur Lee	1997-98	1,005
16. Marcus Lollie	1991-92	1,004
17. Kris Weems	1997-98	1,004
18. Howard Wright	1988-89	1,002
18. Matt Lottich	2002-03	1,002
20. John Revelli	1983-84	995
21. Chris Hernandez	2005-06	993
22. Terry Taylor	1988-89	986
23. Andrew Vlahov	1989-90	982
23. Deshon Wingate	1990-91	982
25. Lawrence Hill	2006-07	977

Freshman Records


Player	Year	Min
1. Brevin Knight	1993-94	916
2. Casey Jacobsen	1999-00	883
3. Todd Lichti	1985-86	876
4. John Revelli	1980-81	832
4. Howard Wright	1985-86	832
6. Johnny Rogers	1981-82	766
7. Keith Ramee	1982-83	743
7. Robin Lopez	2006-07	743
9. Tim Young	1994-95	733
10. Keith Jones	1980-81	700



Julius Barnes played 1,158 minutes during the 2002-03 season to rank second on Stanford's season minutes played.



David Moseley, who played in 127 games at Stanford, is one of many Cardinal players who competed on four post-season teams.



Marcus Lollie played in 116 games at Stanford.

Games Played

Career Games	Years	G
1. Tim Young	1994-99	132
2. Jarron Collins	1997-01	129
3. David Moseley	1996-00	127
3. Ryan Mendez	1996-01	127
5. Arthur Lee	1995-99	126
5. Rob Little	2001-05	126
7. Adam Keefe	1988-92	125
8. Todd Lichti	1985-89	124
8. Howard Wright	1985-89	124
8. Kris Weems	1995-99	124
8. Peter Sauer	1995-99	124
12. Deshon Wingate	1987-91	122
13. Terry Taylor	1985-89	119
13. Julius Barnes	1999-03	119
15. Brent Williams	1990-94	118
15. Tony Giovacchini	1998-02	118
17. Keith Ramee	1982-86	117
17. Greg Butler	1984-88	117
17. Andy Poppink	1991-96	117
20. Marcus Lollie	1989-93	116
20. Eric Reveno	1984-89	116
20. Michael McDonald	1997-01	116
23. Andy Fischer	1982-86	115
23. Dion Cross	1992-96	115
23. Brevin Knight	1993-97	115

Season Games

Player	Year	G
1. Arthur Lee	1997-98	35
1. Michael McDonald	1997-98	35
1. David Moseley	1997-98	35
1. Peter Sauer	1997-98	35
1. Kris Weems	1997-98	35
1. Tim Young	1997-98	35
7. Jarron Collins	1997-98	34
7. Ryan Mendez	1997-98	34
7. Jarron Collins	2000-01	34
7. Jason Collins	2000-01	34
7. Tony Giovacchini	2000-01	34
7. Casey Jacobsen	2000-01	34
7. Michael McDonald	2000-01	34
7. Ryan Mendez	2000-01	34

Career Games Started

Player	Years	GS
1. Tim Young	1994-99	125
2. Howard Wright	1985-89	121
3. Todd Lichti	1985-89	119
4. Brevin Knight	1993-97	114
5. Brian Welch	1978-82	105
6. Kimberly Belton	1976-80	104
7. Keith Ramee	1982-86	99
8. Kris Weems	1995-99	98
9. John Revelli	1980-84	97
9. Dion Cross	1992-96	97
11. Peter Sauer	1995-99	96
12. Rob Little	2001-05	95
13. Terry Taylor	1985-89	93
14. Adam Keefe	1988-92	92
15. Brent Williams	1990-94	90
16. Andy Poppink	1991-96	86
17. Casey Jacobsen	1999-02	82
18. Andrew Vlahov	1987-91	81
19. Arthur Lee	1995-99	79
20. Mark Madsen	1996-00	77
21. Greg Butler	1984-88	74
22. Keith Jones	1980-84	71
23. Andy Fischer	1982-86	69
24. Earl Koberlein	1982-86	68
25. Doug Marty	1978-82	67
25. Darren Allaway	1992-96	67

Season Games Started

Player	Year	GS
1. Peter Sauer	1997-98	35
1. Kris Weems	1997-98	35
1. Tim Young	1997-98	35
4. Arthur Lee	1997-98	34
4. Jarron Collins	2000-01	34
4. Jason Collins	2000-01	34
4. Casey Jacobsen	2000-01	34
4. Michael McDonald	2000-01	34
4. Ryan Mendez	2000-01	34
10. Todd Lichti	1987-88	33
10. Todd Lichti	1988-89	33
10. Adam Keefe	1990-91	33
10. Arthur Lee	1998-99	33
10. Mark Madsen	1998-99	33
10. Peter Sauer	1998-99	33
10. Kris Weems	1998-99	33
10. Tim Young	1998-99	33
10. Julius Barnes	2002-03	33
10. Josh Childress	2002-03	33
10. Rob Little	2002-03	33
10. Matt Lottich	2002-03	33

Freshman Records

Games	Year	G
1. Michael McDonald	1997-98	35
2. Jarron Collins	1997-98	34
3. Adam Keefe	1988-89	33
3. Dan Grunfeld	2002-03	33
3. Matt Haryasz	2002-03	33
3. Jason Haas	2002-03	33
7. John Paye	1983-84	31
7. Brent Williams	1990-91	31
7. Casey Jacobsen	1999-00	31
7. Robin Lopez	2006-07	31
11. Todd Lichti	1985-86	30
11. Howard Wright	1985-86	30
11. Josh Childress	2001-02	30
11. Rob Little	2001-02	30
11. Lawrence Hill	2005-06	30
11. Mitch Johnson	2005-06	30
11. Landry Fields	2006-07	30

Games Started

Player	Year	GS
1. Robin Lopez	2006-07	31
2. Brevin Knight	1993-94	28
3. John Revelli	1980-81	26
4. Todd Lichti	1985-86	25
5. Tim Young	1994-95	22
6. Keith Jones	1980-81	19
7. Casey Jacobsen	1999-00	18
8. Darren Allaway	1992-93	14
9. Dion Cross	1992-93	11
10. Jim Morgan	1990-91	6
10. Josh Childress	2001-02	6



Robin Lopez started a Stanford freshman record 31 games in 2006-07.

Career Fouls

Player	Years	F
1. Tim Young	1994-99	375
2. Kimberly Belton	1976-80	357
3. Andy Fischer	1982-86	336
4. Brevin Knight	1993-97	323
5. Howard Wright	1985-89	321
6. Brian Welch	1978-82	320
7. Darren Allaway	1992-96	319
7. Rob Little	2001-05	319
9. John Revelli	1980-84	318
10. Earl Koberlein	1982-86	303
11. Andy Poppink	1991-96	301
11. Jarron Collins	1997-01	301
13. Andrew Vlahov	1987-91	286
13. Keith Jones	1980-84	286
13. Eric Reveno	1984-89	286
16. Justin Davis	2000-04	284
17. Arthur Harris	1965-68	281
18. Todd Lichti	1985-89	276
19. Wolfe Perry	1975-79	275
20. Marcus Lollie	1989-93	274
20. Mark Madsen	1996-00	274
22. Tom Dose	1961-64	261
23. David Harbour	1991-96	259
24. Rich Kelley	1972-75	256
25. Jim Morgan	1990-94	255

Season Fouls

Player	Year	F
1. John Revelli	1980-81	108
2. Tim Young	1997-98	106
2. Rob Little	2002-03	106
4. Arthur Harris	1966-67	100
4. Justin Davis	2002-03	100
6. John Revelli	1988-89	99
6. Eric Reveno	1988-89	99
8. Brian Welch	1979-80	96
9. Arthur Harris	1965-66	95
9. Bart Lammersen	1992-93	95
9. Andy Poppink	1993-94	95
12. Kimberly Belton	1976-77	94
13. Earl Koberlein	1983-84	93
13. John Revelli	1983-84	93
13. Andy Poppink	1994-95	93
16. Tom Dose	1962-63	92
16. Kimberly Belton	1979-80	92
16. Fred Washington	2006-07	92
19. Rich Kelley	1973-74	91
19. Kimberly Belton	1977-78	91
19. Keith Jones	1982-83	91
19. John Paye	1984-85	91
23. Rich Kelley	1974-75	90
23. Earl Koberlein	1984-85	90
23. Andy Fischer	1984-85	90
23. Howard Wright	1988-89	90
23. Matt Haryasz	2004-05	90

Career Fouled Out

Player	Years	FO
1. Andy Fischer	1981-86	23
2. Tom Dose	1961-64	21
3. Rich Kelley	1973-75	20
3. John Revelli	1980-84	20
5. Kimberly Belton	1976-80	17
5. Darren Allaway	1992-96	17
5. Tim Young	1994-99	17
8. John Hendry	1958-61	15
8. Wolfe Perry	1975-79	15
10. Mal McElwain	1966-69	14
10. Jeff McHugh	1974-78	14
10. Eric Reveno	1984-89	14
10. Andy Poppink	1991-96	14
14. Dennis O'Neill	1968-71	13
14. Tom Schmalzried	1976-80	13
14. Brian Welch	1978-82	13
14. Jim Morgan	1990-94	13
18. Art Harris	1965-68	12
18. Mark Gilberg	1972-75	12
18. Earl Koberlein	1982-86	12
18. Andrew Vlahov	1987-91	12
18. Marcus Lollie	1989-93	12
18. Justin Davis	2000-04	12
24. Mike Bratz	1974-77	11
24. Mark Madsen	1996-00	11

Season Fouled Out

Player	Year	FO
1. John Revelli	1980-81	10
2. Rich Kelley	1973-74	9
2. Tom Schmalzried	1976-77	9



The 1941-42 NCAA champion Stanford basketball team was honored several years ago. Some of the team members included (L-R) Don Burness, Jim Pollard, Bill Cowden, head coach Everett Dean, Father Leo McCaffrey, Jack Dana and Howie Dallmar.



The 1990-91 team swept through five opponents in winning the 1991 NIT championship.

Longest Winning Streak

1. 26 games, 2003-04
2. 20 games, 2000-01
3. 18 games, 1997-98
4. 17 games, last 14 games of 1937-38, first three games of 1938-39
5. 15 games, 1920-21
15 games, last game of 1935-36, first 14 games of 1936-37
7. 13 games, 1998-99
13 games, 1999-00
9. 12 games, 1940-41
12 games, 1941-42
12 games, 1999-00

Longest Losing Streak

1. 11 games, last nine games of 1931-32, first two games of 1932-33
2. 10 games, 1992-93
3. 9 games, 1945-46
9 games, last three games of 1970-71, first six games of 1971-72
5. 8 games, 1970-71
8 games, 1979-80
8 games, 1979-80
8 games, 1981-82
9. 7 games, 1927-28
7 games, 1945-46
7 games, 1948-49
7 games, 1969-70
7 games, 1981-82

Fastest Starts

1. 26-0, 2003-04
2. 20-0, 2000-01
3. 18-0, 1997-98
4. 14-0, 1936-37
5. 12-0, 1999-00
6. 11-0, 1920-21
7. 10-0, 1948-49
10-0, 1994-95
9. 9-0, 1924-25
9-0, 1951-52
9-0, 1953-54

Greatest Margin of Victory

1. 65 points, 92-27, vs. Duquesne, 1937-38
2. 59 points, 119-60, vs. New Hampshire, 1999-00
3. 53 points, 95-42, vs. Lehigh, 1997-98
4. 51 points, 71-20, vs. Pacific, 1935-36
51 points, 105-54, vs. Seattle, 1985-86
51 points, 101-50, vs. California, 1999-00
51 points, 100-49, vs. San Francisco State, 2000-01
8. 50 points, 55-5, vs. Davis Farm, 1918-19
50 points, 89-39, vs. San Jose State, 1988-89
50 points, 92-42, vs. Puget Sound, 1992-93

Greatest Margin of Defeat

1. 46 points, 120-74, vs. UCLA, 1975-76
2. 43 points, 81-38, vs. Oregon State, 1981-82
3. 42 points, 88-46, vs. California, 1946-47
4. 40 points, 56-16, vs. Orange Athletic Club, 1916-17
40 points, 94-54, vs. Arizona, 1965-66
6. 39 points, 100-61, vs. UCLA, 1967-68
39 points, 118-79, vs. UCLA, 1971-72
8. 38 points, 53-15, vs. Utah, 1945-46
38 points, 116-78, vs. UCLA, 1966-67
38 points, 89-51, vs. Arizona, 1990-91

Greatest Margin of Victory (Road Games)

1. 49 points, 98-49, at Hawaii-Hilo, 1997-98
2. 42 points, 85-43, at Washington State, 1988-89
3. 41 points, 101-57, at Nevada, 1998-99
4. 40 points, 67-27, at Western Reserve, 1936-37
40 points, 68-28, at Montana State, 1936-37
6. 37 points, 89-52, at Washington State, 1999-00
7. 36 points, 69-33, at UCLA, 1937-38
36 points, 84-84, at Washington State, 1963-64
9. 35 points, 62-27, at Long Beach YMCA, 1916-17
10. 34 points, 46-12, at Whittier, 1916-17

Greatest Margin of Victory (Neutral Games)

1. 65 points, 92-27, vs. Duquesne at Cleveland, 1937-38
2. 39 points, 73-34, vs. Utah State at San Francisco, 1935-36
3. 38 points, 114-76, vs. Rochester at Rochester, 1969-70
4. 36 points, 88-52, vs. UNC Greensboro at Anchorage, 1996-97
5. 35 points, 72-37, vs. Saint Mary's at Oakland, 1963-64
6. 29 points, 89-60, vs. UNC Greensboro, 2000-01
7. 26 points, 71-45, vs. Texas-San Antonio at Seattle, 2003-04
8. 25 points, 47-22, vs. Pacific at San Jose, 1915-16
9. 24 points, 44-20, vs. Pacific at San Jose, 1916-17
10. 23 points, 46-23, vs. Santa Clara at San Francisco, 1935-36
23 points, 83-60, vs. Seton Hall at San Jose, 1995-96

Total Games Played

Overall	2,291 in 92 seasons
Home	1,171
Road	867
Neutral	253
Pacific Coast	426
AAWU	93
Pac-8	154
Pac-10	522

All-Time Won-Lost Record

Overall	1,298-993
Home	801-370
Road	347-520
Neutral	150-103
Pacific Coast	199-227
AAWU	51-42
Pac-8	45-109
Pac-10	287-235

30+ Win Seasons

1997-98	30-5
2000-01	31-3
2003-04	30-2

20+ Win Seasons

1935-36	20-7
1936-37	25-2
1937-38	21-3
1940-41	21-5
1941-42	28-4
1987-88	21-12
1988-89	26-7
1990-91	20-13
1994-95	20-9
1995-96	21-8
1996-97	22-8
1997-98	30-5
1998-99	26-7
1999-00	27-4
2000-01	31-3
2001-02	20-10
2002-03	24-9
2003-04	30-2

20+ Win Seasons by Coach

Mike Montgomery	13
('87-88, '88-89, '90-91, '94-95, '95-96, '96-97, '97-98, '98-99, '99-00, '00-01, '01-02, '02-03, '03-04)	
John Bunn	3 ('35-46, '36-37, '37-38)
Everett Dean	2 ('40-41, '41-42)

Record in Season Openers

Overall	75-17
Home	62-7
Away	8-8
Neutral	5-2


Record in Home Openers

Overall	76-16
Maples Pavilion	33-6

Record in Road Openers

Overall	51-41
---------------	-------

Records vs. Opponents



Kenny Brown had a breakthrough game against Arizona on March 3, with a career-high 22 points, including four 3-pointers.



Da'Veed Dildy appeared in 11 games last year as a freshman.

Air Force (5-6)

W 80-65 in 1966-67 (h)
L 53-55 in 1967-68 (a)
L 64-65 in 1968-69 (a)
W 90-69 in 1969-70 (h)
W 92-66 in 1971-72 (h)
L 58-75 in 1973-74 (a)
W 69-48 in 1974-75 (h)
L 62-69 in 1976-77 (a)
L 59-61 in 1979-80 (a)
W 58-52 in 1980-81 (h)
L 45-79 in 2006-07 (h)

Biggest Win: 26 points (92-66), 1971-72

Biggest Loss: 34 points (45-79), 2006-07

Current Streak: 1, Air Force

Alabama (0-2)

L 75-80 in 1991-92 (n)
L 67-70 in 2003-04 (n)

Biggest Loss: 5 points (75-80), 1991-92

Current Streak: 1, Air Force

Alaska-Anchorage (3-0)

W 109-98 in 1977-78 (h)
W 91-69 in 1996-97 (a)
W 105-70 in 1996-97 (h)

Biggest Win: 35 points (105-70), 1996-97

Current Streak: 3, Stanford

Alcorn State (1-0)

W 69-57 in 1998-99 (n)

Biggest Win: 12 points (69-57), 1998-99

Current Streak: 1, Stanford

American (3-0)

W 57-56 in 1992-93 (h)
W 97-71 in 1994-95 (a)
W 80-52 in 1995-96 (h)

Biggest Win: 28 points (80-52), 1995-96

Current Streak: 3, Stanford

Arizona (25-48)

W 44-38 in 1937-38 (a)
W 56-26 in 1941-42 (a)
W 54-33 in 1941-42 (a)
W 66-56 in 1954-55 (a)
W 74-69 in 1958-59 (h)
L 54-94 in 1965-66 (a)
W 82-67 in 1966-67 (h)
L 64-75 in 1968-69 (n)
W 75-68 in 1972-73 (h)
L 67-80 in 1974-75 (a)
L 82-90 in 1976-77 (a)
L 64-74 in 1978-79 (a)
L 62-63 in 1978-79 (a)
W 99-80 in 1979-80 (h)
L 88-95 in 1979-80 (a)
L 81-91 in 1980-81 (h)
L 69-73 in 1980-81 (a)
L 54-61 in 1981-82 (a)
L 67-72 in 1981-82 (h)
W 86-69 in 1982-83 (h)
L 73-74 in 1982-83 (a)
W 74-66 in 1983-84 (a)
L 76-87 in 1983-84 (h)
W 55-51 in 1984-85 (h)
L 56-68 in 1984-85 (a)
L 69-77 in 1985-86 (a)
W 62-56 in 1985-86 (h)
L 70-77 in 1986-87 (a)
W 75-73 in 1986-87 (h)
L 65-90 in 1987-88 (a)
W 82-74 in 1987-88 (h)
L 83-97 in 1987-88 (a)

W 83-78 in 1988-89 (h)
L 52-72 in 1988-89 (a)
L 51-73 in 1988-89 (n)
L 61-68 in 1989-90 (a)
L 61-80 in 1989-90 (h)
L 61-85 in 1989-90 (n)
L 76-78 in 1990-91 (h)
L 51-89 in 1990-91 (a)
L 70-72 in 1991-92 (h)
L 83-89 in 1991-92 (a)
L 61-96 in 1992-93 (a)
L 80-94 in 1992-93 (h)
L 72-89 in 1993-94 (a)
L 60-77 in 1993-94 (h)
L 83-89 (ot) in 1994-95 (h)
L 73-84 in 1994-95 (a)
W 80-71 in 1995-96 (h)
W 85-79 in 1995-96 (a)
L 75-76 in 1996-97 (a)
W 81-80 in 1996-97 (h)
L 75-93 in 1997-98 (h)
L 58-90 in 1997-98 (a)
L 76-78 in 1998-99 (a)
W 98-83 in 1998-99 (h)
L 65-68 in 1999-00 (h)
L 81-86 in 1999-00 (a)
W 85-76 in 2000-01 (a)
L 75-76 in 2000-01 (h)
L 82-88 (ot) in 2001-02 (h)
W 76-71 in 2001-02 (a)
W 82-77 in 2002-03 (a)
L 69-72 in 2002-03 (h)
W 82-72 in 2003-04 (a)
W 80-77 in 2003-04 (n)
W 87-76 in 2004-05 (h)
L 72-90 in 2004-05 (a)
L 81-90 in 2005-06 (a)
L 72-76 in 2005-06 (h)
L 68-73 in 2005-06 (n)
L 79-85 in 2006-07 (a)
L 80-85 (ot) in 2006-07 (h)
Biggest Win: 30 points (56-26), 1941-42
Biggest Loss: 40 points (54-94), 1965-66
Current Streak: 6, Arizona

Arizona State (36-26)

W 78-71 in 1957-58 (h)
L 60-61 in 1963-64 (a)
L 71-82 in 1965-66 (a)
W 87-73 in 1966-67 (h)
L 68-80 in 1978-79 (a)
W 75-61 in 1978-79 (h)
L 64-70 in 1979-80 (h)
L 80-93 in 1979-80 (a)
L 66-84 in 1980-81 (h)
L 54-79 in 1980-81 (a)
L 58-66 in 1981-82 (a)
L 69-70 in 1981-82 (h)
W 86-80 in 1982-83 (h)
L 72-76 (2ot) in 1982-83 (h)
W 64-58 in 1983-84 (a)
W 74-66 in 1983-84 (h)
L 74-89 in 1984-85 (h)
L 75-91 in 1984-85 (a)
W 66-59 in 1985-86 (a)
L 75-77 (ot) in 1985-86 (h)
W 69-65 in 1986-87 (a)
W 97-92 (ot) in 1986-87 (h)
L 80-104 in 1987-88 (a)
W 96-63 in 1987-88 (h)
W 94-65 in 1988-89 (h)
W 75-60 in 1988-89 (a)
L 53-64 in 1989-90 (a)
W 57-44 in 1989-90 (h)
L 47-58 in 1990-91 (h)
L 57-75 in 1990-91 (a)
W 86-73 in 1991-92 (h)

L 71-76 in 1991-92 (a)
L 87-109 in 1992-93 (a)
L 71-75 in 1992-93 (h)
L 67-78 in 1993-94 (a)
L 69-71 in 1993-94 (h)
W 91-75 in 1994-95 (h)
L 70-79 in 1994-95 (a)
W 83-70 in 1995-96 (h)
W 67-53 in 1995-96 (a)
W 81-65 in 1996-97 (a)
W 86-63 in 1996-97 (h)
L 87-90 (ot) in 1997-98 (h)
W 86-73 in 1997-98 (a)
W 73-63 in 1998-99 (a)
W 87-77 (ot) in 1998-99 (h)
W 86-67 in 1999-00 (h)
W 65-57 in 1999-00 (a)
W 94-77 in 2000-01 (a)
W 99-75 in 2000-01 (h)
W 90-81 in 2001-02 (h)
W 81-76 in 2001-02 (a)
W 58-57 in 2002-03 (a)
W 88-77 in 2002-03 (h)
W 63-62 in 2003-04 (a)
W 81-51 in 2003-04 (h)
L 69-81 in 2004-05 (h)
L 67-74 in 2004-05 (a)
W 70-64 in 2005-06 (a)
W 82-69 in 2005-06 (h)
W 71-60 in 2006-07 (a)
W 63-53 in 2006-07 (h)
Biggest Win: 33 points (96-63), 1987-88
Biggest Loss: 25 points (54-79), 1980-81
Current Streak: 4, Stanford

Arkansas (1-0)

W 60-53 in 1947-48 (n)
Biggest Win: 7 points (60-53), 1947-48
Current Streak: 1, Stanford

Arkansas State (0-1)

L 59-60 in 1987-88 (h)
Biggest Loss: 1 point (60-59), 1987-88
Current Streak: 1, Arkansas State

Army (1-0)

W 75-60 in 1984-85 (n)
Biggest Win: 15 points (75-60), 1984-85
Current Streak: 1, Stanford

Auburn (1-0)

W 67-58 in 1999-2000 (n)
Biggest Win: 9 points (67-58), 1999-00
Current Streak: 1, Stanford

Baltimore (1-0)

W 45-43 in 1939-40 (a)
Biggest Win: 2 points (45-43), 1939-40
Current Streak: 1, Stanford

Baylor (2-0)

W 83-67 in 1950-51 (h)
W 69-56 in 1987-88 (n)
Biggest Win: 16 points (83-67), 1950-51
Current Streak: 2, Stanford

Belmont (1-0)

W 97-63 in 2001-02 (h)
Biggest Win: 34 points (97-63), 2001-02
Current Streak: 1, Stanford

Records vs. Opponents

Boston College (0-1)

L 89-97 in 1979-80 (n)
Biggest Loss: 8 points (97-89), 1979-80
Current Streak: 1, Boston College

Boston University (1-0)

W 61-57 in 2002-03 (h)
Biggest Win: 4 points (61-57), 2002-03
Current Streak: 1, Stanford

Bowling Green (1-0)

W 90-82 in 1971-72 (n)
Biggest Win: 8 points (90-82), 1971-72
Current Streak: 1, Stanford

Bradley (2-3)

L 51-56 in 1946-47 (a)
 L 46-47 in 1947-48 (h)
 L 58-61 in 1950-51 (n)
 W 87-73 in 1952-53 (n)
 W 66-58 in 1996-97 (n)
Biggest Win: 14 points (87-73), 1952-53
Biggest Loss: 5 points (51-56), 1946-47
Current Streak: 2, Stanford

BYU (2-4)

L 89-95 in 1968-69 (h)
 W 94-78 in 1968-69 (h)
 L 67-70 in 1970-71 (a)
 L 64-85 in 1970-71 (a)
 L 76-81 in 2001-02 (n)
 W 62-53 in 2004-05 (n)
Biggest Win: 16 points (94-78), 1968-69
Biggest Loss: 21 points (64-85), 1970-71
Current Streak: 1, Stanford

BYU-Hawaii (1-0)

W 98-89 in 1983-84 (h)
Biggest Win: 9 points (98-89), 1983-84
Current Streak: 1, Stanford

Brown (2-0)

W 88-71 in 1982-83 (h)
 W 90-78 in 1987-88 (h)
Biggest Win: 17 points (88-71), 1982-83
Current Streak: 1, Stanford

Butler (1-0)


W 99-86 in 1997-98 (n)
Biggest Win: 13 points (99-86), 1997-98
Current Streak: 1, Stanford

California (109-137)


L 12-32 in 1913-14 (h)
 L 17-37 in 1913-14 (h)
 L 22-38 in 1914-15 (h)
 L 22-35 in 1914-15 (h)
 L 28-32 in 1915-16 (h)
 L 26-46 in 1915-16 (a)
 L 14-20 in 1916-17 (a)
 L 20-29 in 1916-17 (h)
 W 22-18 in 1917-18 (h)
 L 24-27 in 1917-18 (a)
 L 17-26 in 1917-18 (h)
 L 26-29 in 1918-19 (a)
 L 25-35 in 1918-19 (h)
 W 27-20 in 1919-20 (h)
 W 33-24 in 1919-20 (a)
 L 24-30 in 1920-21 (a)
 W 30-25 in 1920-21 (h)
 W 25-21 in 1920-21 (n)

L 14-24 in 1921-22 (h)
 L 17-27 in 1921-22 (n)
 L 23-26 in 1922-23 (a)
 W 18-17 in 1922-23 (h)
 L 20-30 in 1922-23 (a)
 L 33-17 in 1922-23 (h)
 W 18-17 in 1923-24 (h)
 L 25-26 in 1923-24 (a)
 L 23-27 in 1923-24 (h)
 L 23-26 in 1923-24 (a)
 L 13-17 in 1924-25 (h)
 L 18-22 (ot) in 1924-25 (a)
 W 16-15 in 1924-25 (h)
 L 16-17 in 1924-25 (a)
 L 17-18 in 1925-26 (h)
 L 16-24 in 1925-26 (a)
 L 24-32 in 1926-27 (a)
 L 19-29 in 1926-27 (h)
 L 25-31 in 1927-28 (n)
 L 12-29 in 1927-28 (n)
 L 17-28 in 1927-28 (n)
 L 23-41 in 1928-29 (n)
 L 17-19 in 1928-29 (h)
 L 18-27 in 1928-29 (n)
 L 30-36 in 1929-30 (h)
 L 31-38 in 1929-30 (n)
 L 25-41 in 1929-30 (h)
 W 37-32 in 1930-31 (n)
 L 34-37 in 1930-31 (h)
 L 32-46 in 1930-31 (n)
 L 19-25 in 1931-32 (h)
 L 16-33 in 1931-32 (n)
 L 18-29 in 1931-32 (h)
 L 22-37 in 1932-33 (a)
 L 18-28 in 1932-33 (h)
 L 23-41 in 1932-33 (a)
 L 34-43 in 1933-34 (h)
 L 25-42 in 1933-34 (a)
 W 34-20 in 1933-34 (a)
 L 15-43 in 1933-34 (h)
 L 45-31 in 1934-35 (a)
 L 31-37 in 1934-35 (h)
 W 34-38 in 1934-35 (h)
 L 43-50 in 1934-35 (a)
 L 41-38 in 1935-36 (h)
 L 35-39 in 1935-36 (a)
 L 30-63 in 1935-36 (a)
 W 40-26 in 1935-36 (h)
 W 51-35 in 1936-37 (a)
 W 50-37 in 1936-37 (h)
 W 36-32 in 1936-37 (a)
 L 31-44 in 1936-37 (h)
 L 44-47 in 1937-38 (a)
 W 62-33 in 1937-38 (h)
 W 41-39 in 1937-38 (h)
 W 63-42 in 1937-38 (a)
 L 29-45 in 1938-39 (h)
 L 25-43 in 1938-39 (a)
 W 39-35 in 1938-39 (a)
 L 32-43 in 1938-39 (h)
 W 55-32 in 1939-40 (h)
 L 36-38 in 1939-40 (a)
 W 35-33 in 1939-40 (a)
 L 27-31 in 1939-40 (h)
 W 35-31 in 1940-41 (a)
 W 49-42 in 1940-41 (h)
 L 29-40 in 1940-41 (a)
 W 49-36 in 1940-41 (h)
 W 51-35 in 1941-42 (h)
 W 38-36 in 1941-42 (a)
 W 59-49 in 1941-42 (h)
 W 32-30 in 1941-42 (a)
 L 32-33 in 1942-43 (a)
 W 36-34 in 1942-43 (h)
 W 53-45 in 1942-43 (a)
 W 48-43 in 1942-43 (h)
 L 36-47 in 1945-46 (h)
 L 28-47 in 1945-46 (a)
 L 31-42 in 1945-46 (a)

L 37-53 in 1945-46 (h)
 L 46-47 in 1946-47 (a)
 L 36-48 in 1946-47 (h)
 L 40-46 in 1946-47 (h)
 L 46-88 in 1946-47 (a)
 L 34-40 in 1947-48 (h)
 L 46-50 in 1947-48 (a)
 L 38-45 in 1947-48 (a)
 W 45-49 in 1947-48 (h)
 L 54-56 in 1948-49 (n)
 W 66-65 in 1948-49 (a)
 W 55-48 in 1948-49 (h)
 W 56-53 in 1948-49 (h)
 W 55-46 in 1948-49 (a)
 L 55-60 in 1949-50 (h)
 W 50-47 in 1949-50 (a)
 W 58-46 in 1949-50 (a)
 L 55-64 in 1949-50 (h)
 L 41-73 in 1950-51 (a)
 W 64-60 in 1950-51 (h)
 W 75-57 in 1950-51 (n)
 W 57-56 in 1950-51 (a)
 W 81-74 in 1951-52 (h)
 L 63-72 in 1951-52 (a)
 L 52-66 in 1951-52 (a)
 W 70-65 in 1951-52 (h)
 L 54-68 in 1952-53 (a)
 W 76-60 in 1952-53 (h)
 L 62-82 in 1952-53 (h)
 L 63-97 in 1952-53 (a)
 L 68-83 in 1953-54 (h)
 L 50-56 in 1953-54 (a)
 L 80-98 in 1953-54 (a)
 W 80-70 in 1953-54 (h)
 W 59-57 in 1954-55 (a)
 W 75-67 in 1954-55 (h)
 W 90-84 in 1954-55 (h)
 W 77-68 in 1954-55 (a)
 W 66-63 in 1955-56 (a)
 W 70-68 in 1955-56 (h)
 L 45-59 in 1956-57 (a)
 L 64-67 (ot) in 1956-57 (h)
 L 45-60 in 1957-58 (a)
 L 59-67 in 1957-58 (h)
 W 56-53 in 1958-59 (h)
 L 46-67 in 1958-59 (a)
 L 43-52 in 1959-60 (h)
 L 42-51 in 1959-60 (a)
 L 51-70 in 1959-60 (h)
 L 36-40 in 1960-61 (h)
 W 53-52 in 1960-61 (a)
 L 50-52 in 1960-61 (h)
 L 61-64 in 1960-61 (a)
 W 74-42 in 1961-62 (h)
 W 64-51 in 1961-62 (a)
 W 59-54 in 1961-62 (h)
 W 70-68 (2ot) in 1962-63 (a)
 L 60-61 in 1962-63 (h)
 W 68-58 in 1962-63 (a)
 W 69-57 in 1963-64 (a)
 L 52-59 in 1963-64 (h)
 W 61-59 (ot) in 1963-64 (h)
 W 86-79 in 1964-65 (a)
 W 72-59 in 1964-65 (h)
 W 63-59 in 1965-66 (a)
 L 73-88 in 1965-66 (h)
 W 83-67 in 1966-67 (a)
 L 58-83 in 1966-67 (h)
 L 81-88 in 1967-68 (a)
 W 64-51 in 1967-68 (h)
 L 65-73 in 1968-69 (a)
 W 83-79 in 1968-69 (h)
 W 73-71 in 1969-70 (h)
 L 83-100 in 1969-70 (a)
 L 74-99 in 1970-71 (a)
 L 84-100 in 1970-71 (h)
 W 93-86 in 1971-72 (h)
 L 70-84 in 1971-72 (a)
 W 73-68 in 1972-73 (a)



Landry Fields appeared in 30 games off the bench as a freshman, averaging 4.2 points and 2.5 rebounds per contest.



Taj Finger played in all 31 games for the Cardinal during the 2006-07 season.

Records vs. Opponents

W 70-66 in 1972-73 (h)
 W 71-53 in 1973-74 (h)
 L 68-71 in 1973-74 (a)
 L 46-60 in 1974-75 (a)
 L 73-78 in 1974-75 (h)
 L 85-89 (2ot) in 1975-76 (h)
 W 73-65 in 1975-76 (a)
 W 85-66 in 1976-77 (h)
 L 91-101 in 1976-77 (a)
 L 68-84 in 1977-78 (h)
 W 86-85 in 1977-78 (a)
 W 73-50 in 1978-79 (a)
 W 54-49 in 1978-79 (h)
 L 69-77 in 1979-80 (h)
 W 75-74 in 1979-80 (a)
 L 56-58 in 1980-81 (a)
 W 81-72 in 1980-81 (h)
 L 78-87 in 1981-82 (h)
 L 59-78 in 1981-82 (a)
 L 61-75 in 1982-83 (a)
 L 64-66 in 1982-83 (h)
 L 64-66 in 1983-84 (h)
 W 62-51 in 1983-84 (a)
 L 72-87 in 1984-85 (a)
 L 41-43 (2ot) in 1984-85 (h)
 L 69-75 in 1985-86 (h)
 L 53-81 in 1985-86 (a)
 L 72-87 in 1986-87 (a)
 W 88-80 in 1986-87 (h)
 W 70-54 in 1987-88 (h)
 W 71-61 in 1987-88 (a)
 L 64-75 in 1988-89 (a)
 W 97-71 in 1988-89 (h)
 L 63-66 in 1989-90 (h)
 W 79-58 in 1989-90 (a)
 W 77-61 in 1989-90 (n)
 W 90-72 in 1990-91 (h)
 L 70-75 in 1990-91 (a)
 W 76-61 in 1991-92 (h)
 W 92-66 in 1991-92 (a)
 L 66-83 in 1992-93 (a)
 L 61-86 in 1992-93 (h)
 W 88-79 in 1993-94 (h)
 L 62-80 in 1993-94 (a)
 W 78-73 in 1994-95 (a)
 W 83-70 in 1994-95 (h)
 W 93-79 in 1995-96 (h)
 *L 69-85 in 1995-96 (a)
 L 64-70 in 1996-97 (a)
 W 73-63 in 1996-97 (h)
 W 84-74 in 1997-98 (h)

W 74-72 in 1997-98 (a)
 W 71-62 in 1998-99 (h)
 W 57-55 in 1998-99 (a)
 W 81-70 in 1999-00 (a)
 W 101-50 in 1999-00 (h)
 W 84-58 in 2000-01 (h)
 W 88-56 in 2000-01 (a)
 W 82-62 in 2001-02 (h)
 L 54-68 in 2001-02 (a)
 L 59-72 in 2002-03 (a)
 W 72-60 in 2002-03 (h)
 W 68-61 in 2003-04 (h)
 W 69-58 in 2003-04 (a)
 W 74-58 in 2004-05 (a)
 W 71-56 in 2004-05 (h)
 W 75-61 in 2005-06 (h)
 L 62-65 in 2005-06 (a)
 L 63-67 in 2006-07 (h)
 W 90-71 in 2006-07 (a)

*game later forfeited by Cal

Biggest Win: 51 points (101-50), 1999-00
Biggest Loss: 40 points (48-88), 1946-47
Current Streak: 1, Stanford

Cal Poly Pomona (4-0)

W 82-67 in 1951-52 (h)
 W 63-61 in 1975-76 (h)
 W 92-91 (ot) in 1977-78 (h)
 W 89-75 in 1978-79 (h)
Biggest Win: 15 points (82-67), 1951-52
Current Streak: 4, Stanford

Cal Poly (4-1)

L 61-79 in 1976-77 (h)
 W 82-71 in 1977-78 (h)
 W 88-56 in 1989-90 (h)
 W 94-52 in 1994-95 (h)
 W 82-58 in 2005-06 (h)
Biggest Win: 42 points (94-52), 1994-95
Current Streak: 4, Stanford

Cal State Bakersfield (1-0)

W 72-31 in 1999-2000 (h)
Biggest Win: 41 points (72-31), 1999-2000
Current Streak: 1, Stanford

Cal State Dominguez Hills (1-0)

W 72-54 in 1982-83 (h)
Biggest Win: 18 points (72-54), 1982-83
Current Streak: 1, Stanford

Cal State Northridge (3-0)

W 86-67 in 1976-77 (h)
 W 80-59 in 1991-92 (h)
 W 89-58 in 1993-94 (h)
Biggest Win: 31 points (89-58), 1993-94
Current Streak: 3, Stanford

Canisius (1-0)

W 39-29 in 1936-37 (a)
Biggest Win: 10 points (39-29), 1936-37
Current Streak: 1, Stanford

Carleton (1-0)

W 54-41 in 1946-47 (a)
Biggest Win: 13 points (54-41), 1946-47
Current Streak: 1, Stanford

Centenary (1-0)

W 73-67 in 1956-57 (a)
Biggest Win: 6 points (73-67), 1956-57
Current Streak: 1, Stanford

Central Florida (1-0)

W 70-61 in 1990-91 (n)
Biggest Win: 9 points (70-61), 1990-91
Current Streak: 1, Stanford

Chaminade (3-1)

W 60-55 in 1983-84 (a)
 W 77-59 in 1985-86 (a)
 W 93-82 in 1987-88 (a)
 L 63-71 in 1992-93 (a)
Biggest Win: 18 points (77-59), 1985-86
Biggest Loss: 8 points (63-71), 1992-93
Current Streak: 1, Chaminade

Charlotte (1-0)

W 70-68 in 1994-95 (n)
Biggest Loss: 2 points (70-68), 1994-95
Current Streak: 1, Stanford

Chico State (0-1)

L 78-82 in 1982-83 (h)
Biggest Loss: 4 points (78-82), 1982-83
Current Streak: 1, Chico State

Cincinnati (1-2)

L 49-60 in 1968-69 (h)
 L 76-80 in 1969-70 (a)
 W 78-65 in 2000-01 (n)
Biggest Win: 13 points (78-65) in 2000-01
Biggest Loss: 11 points (49-60) in 1968-69
Current Streak: 1, Stanford

Colgate (2-0)

W 77-66 in 1989-90 (h)
 W 82-70 in 1994-95 (h)
Biggest Win: 12 points (82-70), 1994-95
Current Streak: 2, Stanford

College of Charleston (1-1)

L 78-82 in 1996-97 (n)
 W 67-57 in 1997-98 (n)
Biggest Win: 10 points (67-57), 1997-98
Biggest Loss: 4 points (82-78), 1996-97
Current Streak: 1, Stanford

Colorado (5-3)

W 25-21 in 1932-33 (a)
 L 24-29 in 1932-33 (a)
 W 46-35 in 1941-42 (n)
 W 62-60 in 1950-51 (n)
 W 75-69 in 1951-52 (n)
 L 58-61 in 1957-58 (a)
 L 79-89 in 1990-91 (a)
 W 71-58 in 1991-92 (h)
Biggest Win: 13 points (71-58), 1991-92
Biggest Loss: 10 points (79-89), 1990-91
Current Streak: 1, Stanford

Colorado State (4-2)

L 24-32 in 1932-33 (a)
 L 72-77 in 1972-73 (a)
 W 56-45 in 1973-74 (h)
 W 83-76 in 1976-77 (a)
 W 86-73 in 1977-78 (h)
 W 63-49 in 1988-89 (h)
Biggest Win: 14 points (63-49), 1988-89
Biggest Loss: 8 points (24-32), 1932-33
Current Streak: 4, Stanford

Columbia (3-1)

W 55-31 in 1939-40 (n)
 L 66-69 in 1968-69 (n)
 W 85-76 in 1970-71 (h)
 W 76-66 in 1986-87 (h)
Biggest Win: 24 points (55-31), 1939-40
Biggest Loss: 3 points (66-69), 1968-69
Current Streak: 2, Stanford

Connecticut (0-4)

L 56-57 in 1956-57 (n)
 L 56-76 in 1997-98 (a)
 L 59-70 in 1998-99 (h)
 L 74-85 in 2002-03 (n)
Biggest Loss: 20 points (56-76), 1997-98
Current Streak: 4, Connecticut



Records vs. Opponents

Cornell (2-1)

L 56-59 in 1950-51 (a)
 W 90-45 in 1988-89 (h)
 W 67-55 in 1994-95 (h)
Biggest Win: 45 points (90-45), 1988-89
Biggest Loss: 3 points (59-56), 1950-51
Current Streak: 2, Stanford

Creighton (1-1)

W 33-29 in 1934-35 (a)
 L 26-31 in 1934-35 (a)
Biggest Win: 4 points (33-29), 1934-35
Biggest Loss: 5 points (31-26), 1934-35
Current Streak: 1, Creighton

Dartmouth (5-1)

L 47-48 in 1938-39 (h)
 W 55-29 in 1939-40 (a)
 W 55-38 in 1941-42 (n)
 W 56-55 in 1955-56 (n)
 W 102-85 in 1971-72 (h)
 W 71-54 in 2004-05 (h)
Biggest Win: 27 points (102-85), 1971-72
Biggest Loss: 1 point (47-48), 1938-39
Current Streak: 5, Stanford

Davidson (1-0)

W 87-61 in 1999-2000 (h)
Biggest Win: 26 points (87-61), 1999-2000
Current Streak: 1, Stanford

Denver (7-2)

L 47-48 in 1946-47 (a)
 W 77-70 in 1957-58 (a)
 W 66-58 in 1966-67 (h)
 W 84-82 in 1967-68 (a)
 L 74-77 in 1972-73 (a)
 W 108-82 in 1973-74 (h)
 W 56-52 in 2004-05 (a)
 W 71-49 in 2005-06 (h)
 W 82-39 in 2006-07 (h)
Biggest Win: 43 points (82-39), 2006-07
Biggest Loss: 3 points (74-77), 1972-73
Current Streak: 4, Stanford

DePaul (1-1)

W 88-75 in 1966-67 (h)
 L 67-76 in 1992-93 (h)
Biggest Win: 13 points (88-75), 1966-67
Biggest Loss: 9 points (67-76), 1992-93
Current Streak: 1, DePaul

Duke (2-0)

W 80-79 (ot) in 1999-00 (n)
 W 84-83 in 2000-01 (n)
Biggest Win: 1 point, twice
Current Streak: 2, Stanford

Duquesne (1-0)

W 92-27 in 1937-38 (n)
Biggest Win: 65 points (92-27), 1937-38
Current Streak: 1, Stanford

Eastern Montana (1-0)

W 80-69 in 1983-84 (h)
 Total Points: 80-69
Biggest Win: 11 points (80-69), 1983-84
Current Streak: 1, Stanford

Elon (1-0)

W 82-58 in 1998-99 (h)
Biggest Win: 24 points (82-58), 1998-99
Current Streak: 1, Stanford

Florida (4-0)

W 80-70 in 1974-75 (h)
 W 84-69 in 1988-89 (n)
 W 86-74 in 1990-91 (h)
 W 69-65 in 2002-03 (n)
Biggest Win: 15 points (84-69), 1988-89
Current Streak: 4, Stanford

Florida International (1-0)

W 77-50 in 2003-04 (h)
Biggest Win: 27 points (77-50), 2003-04
Current Streak: 1, Stanford

Fordham (3-1)

W 59-44 in 1960-61 (h)
 W 77-54 in 1972-73 (h)
 L 66-69 in 1985-86 (n)
 W 86-60 in 2000-01 (n)
Biggest Win: 26 points (86-60), 2000-01
Biggest Loss: 3 points (66-69), 1985-86
Current Streak: 1, Stanford

Fresno State (7-1)

L 21-23 in 1926-27 (a)
 W 25-20 in 1927-28 (h)
 W 60-32 in 1938-39 (h)
 W 44-34 in 1946-47 (h)
 W 45-40 in 1947-48 (h)
 W 46-26 in 1948-49 (h)
 W 95-70 in 1953-54 (h)
 W 69-67 in 2006-07 (a)
Biggest Win: 28 points (60-32), 1938-39
Biggest Loss: 2 points (21-23), 1926-27
Current Streak: 7, Stanford

Furman (2-0)

W 78-74 in 1981-82 (h)
 W 88-71 in 1988-89 (n)
Biggest Win: 17 points (88-71), 1988-89
Current Streak: 2, Stanford

Georgetown (0-1)

L 81-101 in 1969-70 (n)
Biggest Loss: 20 points (81-101), 1969-70
Current Streak: 1, Georgetown

George Washington (2-1)

W 87-72 in 1985-86 (h)
 L 70-81 in 1990-91 (h)
 W 70-56 in 1998-99 (a)
Biggest Win: 14 points (70-56), 1998-99
Biggest Loss: 11 points (70-81), 1990-91
Current Streak: 1, Stanford

Georgia (2-0)

W 76-74 in 1997-98 (n)
 W 71-58 in 2000-01 (n)
Biggest Win: 13 points (71-58), 2000-01
Current Streak: 2, Stanford

Georgia Tech (2-1)

L 65-67 in 1986-87 (n)
 W 64-61 (ot) in 1999-00 (n)
 W 80-68 in 2000-01 (h)

Biggest Win: 12 points (80-68), 2000-01

Biggest Loss: 2 points (65-67), 2000-01

Current Streak: 2, Stanford

Gonzaga (2-4)

L 76-80 in 1993-94 (h)
 L 74-82 in 1998-99 (n)
 W 81-71 in 2002-03 (n)
 W 87-80 in 2003-04 (n)
 L 76-80 in 2005-06 (a)
 L 86-90 in 2006-07 (h)
Biggest Win: 10 points (81-71), 2002-03

Biggest Loss: 8 points (74-82), 2002-03

Current Streak: 2, Gonzaga

Hawaii (8-3)

L 58-70 in 1952-53 (a)
 W 82-71 in 1953-54 (h)
 W 85-55 in 1954-55 (h)
 W 71-51 in 1954-55 (a)
 W 58-51 in 1954-55 (a)
 L 53-70 in 1975-76 (a)
 W 66-65 in 1975-76 (a)
 W 84-71 in 1976-77 (h)
 W 72-68 in 1977-78 (a)
 L 57-69 in 1989-90 (a)
 W 84-55 in 1990-91 (h)
Biggest Win: 30 points (85-55), 1954-55

Biggest Loss: 17 points (53-70), 1975-76

Current Streak: 1, Stanford

Hawaii Pacific (2-0)

W 115-74 in 1983-84 (h)
 W 89-78 in 1983-84 (a)
Biggest Win: 41 points (115-74), 1983-84
Current Streak: 2, Stanford

Harvard (8-0)

W 103-81 in 1978-79 (h)
 W 93-70 in 1981-82 (h)
 W 81-77 in 1982-83 (a)
 W 79-66 in 1983-84 (h)
 W 78-62 in 1985-86 (a)
 W 97-60 in 1987-88 (h)
 W 65-59 in 1995-96 (h)
 W 100-59 in 2003-04 (h)
Biggest Win: 41 points (100-59), 2003-04
Current Streak: 8, Stanford

Houston (1-2)

L 67-87 in 1971-72 (h)
 L 68-74 in 1974-75 (a)
 W 93-86 in 1990-91 (h)
Biggest Win: 7 points (93-86), 1990-91
Biggest Loss: 20 points (67-87), 1971-72
Current Streak: 1, Stanford

Howard (1-0)


W 71-46 in 1992-93 (h)
Biggest Win: 25 points (71-46), 1992-93
Current Streak: 1, Stanford

Idaho (6-3)

W 33-28 in 1938-39 (h)
 W 77-60 in 1955-56 (h)
 W 74-62 in 1955-56 (h)
 L 57-60 in 1956-57 (a)
 W 71-63 in 1956-57 (a)
 L 58-67 in 1957-58 (a)
 W 72-62 in 1957-58 (h)



Anthony Goods connected on a team-best 60 three-pointers in 2006-07 while averaging 12.8 points per game.



Lawrence Hill was named All-Pac-10 after leading Stanford in scoring during the 2006-07 season.

Records vs. Opponents

L 31-36 in 1958-59 (a)
W 50-36 in 1958-59 (h)
Biggest Win: 17 points (77-60), 1955-56
Biggest Loss: 9 points (58-67), 1957-58
Current Streak: 1, Stanford

Illinois (2-4)

L 26-38 in 1942-43 (a)
L 62-71 in 1958-59 (a)
L 62-74 in 1959-60 (n)
L 67-81 in 1966-67 (a)
W 74-72 in 1967-68 (h)
W 89-76 in 1974-75 (n)
Biggest Win: 13 points (89-76), 1974-75
Biggest Loss: 14 points (67-81), 1966-67
Current Streak: 2, Stanford

Indiana (0-4)

L 59-60 in 1940-41 (n, at SF)
L 50-58 in 1960-61 (n)
L 73-83 in 1987-88 (n)
L 73-84 in 1988-89 (a)
Biggest Loss: 11 points (73-84), 1988-89
Current Streak: 4, Indiana

Iowa (3-5)

L 28-38 in 1934-35 (a)
L 46-73 in 1954-55 (a)
W 54-52 in 1955-56 (h)
L 74-77 in 1966-67 (a)
W 87-86 in 1967-68 (h)
L 68-83 in 1978-79 (n)
L 75-78 in 1987-88 (n)
W 72-58 in 1999-00 (n)
Biggest Win: 14 points (72-58), 1999-00
Biggest Loss: 27 points (46-73), 1954-55
Current Streak: 1, Stanford

Iowa State (1-0)

W 103-102 in 1951-52 (n)
Biggest Win: 1 point (103-102), 1951-52
Current Streak: 1, Stanford

Kansas (2-8)

L 20-38 in 1932-33 (a)
L 17-38 in 1932-33 (a)
L 28-34 in 1932-33 (a)
L 47-48 in 1946-47 (a)
W 69-64 (ot) in 1963-64 (h)
L 54-72 in 1967-68 (a)
L 67-76 in 1968-69 (h)
L 62-83 in 1989-90 (n)
L 63-86 in 2001-02 (n)
W 64-58 in 2003-04 (h)
Biggest Win: 5 points (69-64), 1963-64
Biggest Loss: 23 points (63-86), 2001-02
Current Streak: 1, Stanford

Kansas State (0-1)

L 65-73 in 1965-66 (a)
Biggest Win: 8 points (65-73), 1965-66
Current Streak: 1, Kansas State

Kentucky (0-2)

L 77-78 in 1973-74 (a)
L 85-86 (ot) in 1997-98 (n)
Biggest Win: 1 point, twice
Current Streak: 2, Kentucky

Lafayette (1-0)

W 80-54 in 1982-83 (h)
Biggest Win: 26 points (80-54), 1982-83
Current Streak: 1, Stanford

LaSalle (1-2)

L 80-95 in 1952-53 (n)
L 66-67 in 1973-74 (n)
W 84-73 in 1984-85 (h)
Biggest Win: 11 points (84-73), 1984-85
Biggest Loss: 15 points (80-95), 1952-53
Current Streak: 1, Stanford

Lehigh (2-0)

W 82-59 in 1989-90 (h)
W 95-42 in 1997-98 (h)
Biggest Win: 53 points (95-42), 1997-98
Current Streak: 2, Stanford

Long Beach State (3-0)

W 80-77 in 1987-88 (h)
W 86-63 in 2000-01 (n)
W 94-77 in 2001-02 (h)
Biggest Win: 17 points (94-77), 2001-02
Current Streak: 3, Stanford

Long Island (2-0)

W 45-31 in 1936-37 (h)
W 49-35 in 1937-38 (a)
Biggest Win: 14 points, twice
Current Streak: 2, Stanford

Louisiana Tech (1-0)

W 62-59 in 1989-90 (h)
Biggest Win: 3 points (62-59), 1989-90
Current Streak: 1, Stanford

Louisville (0-2)

L 67-82 in 2004-05
L 58-78 in 2006-07
Biggest Loss: 15 points (67-82), 2004-05
Current Streak: 2, Louisville

Loyola (Md.) (1-0)

W 98-56 in 1991-92 (h)
Biggest Win: 42 points (98-56), 1991-92
Current Streak: 1, Stanford

Loyola Marymount (5-0)

W 74-57 in 1951-52 (h)
W 67-57 in 1952-53 (n)
W 77-54 in 1953-54 (h)
W 79-75 in 1981-82 (h)
W 67-59 in 1984-85 (h)
Biggest Win: 23 points (77-54), 1953-54
Current Streak: 5, Stanford

LSU (2-2)

W 91-69 in 1965-66 (h)
W 92-80 in 1974-75 (h)
L 85-89 in 1975-76 (a)
L 63-72 in 1992-93 (n)
Biggest Win: 22 points (91-69), 1965-66
Biggest Loss: 9 points (63-72), 1992-93
Current Streak: 2, LSU

Manhattan (2-0)

W 73-60 in 1993-94 (n)
W 81-59 in 1996-97 (n)
Biggest Win: 22 points (81-59), 1996-97
Current Streak: 2, Stanford

Marquette (0-4)

L 26-39 in 1934-35 (a)
L 50-63 in 1959-60 (a)
L 58-69 in 1980-81 (a)
L 65-66 in 1981-82 (h)
Biggest Loss: 13 points (26-39, 50-63), 1934-35, 1959-60
Current Streak: 4, Marquette

Maryland (0-3)

L 65-67 (2ot) in 1985-86 (n)
L 60-62 in 1998-99 (n)
L 73-87 in 2000-01 (n)
Biggest Loss: 14 points (73-87), 2000-01
Current Streak: 3, Maryland

Massachusetts (2-2)

W 57-51 in 1986-87 (n)
W 73-71 in 1990-91 (n)
L 53-75 in 1994-95 (n)
L 74-79 in 1995-96 (n)
Biggest Win: 6 points (57-51), 1986-87
Biggest Loss: 22 points (53-75), 1994-95
Current Streak: 2, Massachusetts

McNeese State (1-0)

W 91-75 in 1993-94 (h)
Biggest Win: 16 points (91-75), 1993-94
Current Streak: 1, Stanford

Memphis (1-0)

W 83-60 in 2000-01 (n)
Biggest Win: 23 points (83-60), 2000-01
Current Streak: 1, Stanford

Mercer (0-1)

L 72-90 in 1984-85 (n)
Biggest Win: 18 points (90-72), 1984-85
Current Streak: 1, Mercer

Miami (Fla.) (1-1)

L 58-71 in 1986-87 (n)
W 93-59 in 1988-89 (h)
Biggest Win: 34 points (93-59), 1988-89
Biggest Loss: 13 points (58-71), 1986-87
Current Streak: 1, Stanford

Miami (Ohio) (0-1)

L 72-90 in 1975-76 (n)
Biggest Loss: 18 points (72-90), 1975-76
Current Streak: 1, Miami (Ohio)

Michigan (3-1)

L 37-45 in 1946-47 (a)
W 53-51 in 1948-49 (n)
W 77-66 in 1950-51 (a)
W 59-52 in 1959-60 (n)
Biggest Win: 11 points (77-66), 1950-51
Biggest Loss: 8 points (37-45), 1946-47
Current Streak: 3, Stanford

Michigan State (2-4)

L 18-25 in 1934-35 (a)
L 45-57 in 1946-47 (a)
W 81-80 (2ot) in 1960-61 (n)
L 62-72 in 1991-92 (a)
W 75-64 in 2001-02 (n)
L 53-78 in 2004-05 (n)
Biggest Win: 11 points (75-64), 2001-02
Biggest Loss: 25 points (53-78), 2004-05
Current Streak: 1, Michigan State

Minnesota (0-4)

L 65-67 in 1949-50 (n)
L 61-72 in 1958-59 (a)
L 52-53 (ot) in 1974-75 (a)
L 84-89 in 1975-76 (h)
Biggest Loss: 11 points (61-72), 1958-59
Current Streak: 4, Minnesota

Mississippi State (1-1)

W 76-56 in 1999-2000 (n)
L 70-93 in 2004-05 (n)
Biggest Win: 20 points (76-56), 1999-2000
Biggest Loss: 23 points (70-93), 2004-05
Current Streak: 1, Mississippi State

Missouri-Kansas City (1-0)

W 70-50 in 1989-90 (n)
Biggest Win: 20 points (70-50), 1989-90
Current Streak: 1, Stanford

Missouri-St. Louis (1-0)

W 86-72 in 1984-85 (h)
Biggest Win: 14 points (86-72), 1984-85
Current Streak: 1, Stanford

Missouri State (1-1)

W 76-51 in 1998-99 (h)
L 67-76 in 2005-06 (a)
Biggest Win: 15 points (76-51), 1998-99
Biggest Loss: 9 points (67-76), 2005-06
Current Streak: 1, Missouri State

Montana (3-2)

W 34-33 in 1930-31 (h)
W 79-63 in 1988-89 (a)
L 68-70 in 2002-03 (h)

W 84-66 in 2004-05 (h)
L 69-88 in 2005-06 (a)
Biggest Win: 18 points (84-66), 2004-05
Biggest Loss: 19 points (69-88), 2005-06
Current Streak: 1, Montana

Montana State (2-0)

W 68-28 in 1936-37 (a)
W 95-76 in 1975-76 (h)
Biggest Win: 40 points (68-28), 1936-37
Current Streak: 2, Stanford

Navy (3-0)

W 67-61 in 1972-73 (n)
W 80-62 in 1995-96 (a)
W 85-68 in 1996-97 (h)
Biggest Win: 18 points (80-62), 1995-96
Current Streak: 3, Navy

Nebraska (6-3)

W 21-17 in 1932-33 (a)
W 35-30 in 1934-35 (a)
W 42-39 in 1935-36 (n)
W 56-47 in 1938-39 (h)
L 47-48 in 1939-40 (a)
W 57-46 in 1940-41 (n)
L 47-51 in 1947-48 (n)
W 72-59 in 1961-62 (h)
L 67-71 in 1965-66 (a)
Biggest Win: 13 points (72-59), 1961-62
Biggest Loss: 4 points (47-51, 67-71), 1947-48, 1965-66
Current Streak: 1, Nebraska

Nevada (20-9)

W 25-24 in 1913-14 (h)
L 29-44 in 1914-15 (h)
L 23-42 in 1915-16 (n)
W 33-30 in 1916-17 (h)
W 30-20 in 1917-18 (h)
W 40-24 in 1918-19 (a)
L 19-25 in 1919-20 (h)
W 18-12 in 1922-23 (h)
W 17-10 in 1922-23 (h)
W 28-13 in 1923-24 (h)
W 30-10 in 1923-24 (h)
W 18-12 in 1924-25 (h)
W 26-23 in 1924-25 (h)
L 17-24 in 1925-26 (h)
L 16-21 in 1925-26 (h)
W 26-17 in 1926-27 (h)
W 27-10 in 1926-27 (h)
L 22-26 in 1928-29 (a)
W 23-16 in 1928-29 (a)
W 26-15 in 1929-30 (a)
W 33-24 in 1929-30 (a)
L 24-25 in 1932-33 (a)
L 30-47 in 1945-46 (a)
L 69-76 in 1973-74 (h)
W 90-70 in 1974-75 (a)
W 94-70 in 1975-76 (h)
W 88-83 in 1976-77 (a)
W 101-57 in 1998-99 (a)
W 68-39 in 1999-00 (h)
Biggest Win: 44 points (101-57), 1998-99
Biggest Loss: 19 points (23-42), 1915-16
Current Streak: 5, Stanford

New Hampshire (1-0)

W 119-60 in 1999-2000 (h)
Biggest Win: 59 points (119-60), 1999-2000
Current Streak: 1, Stanford

New Mexico (2-1)

L 63-78 in 1974-75 (a)
W 75-44 in 2000-01 (h)
W 81-66 in 2001-02 (a)
Biggest Win: 31 points (75-44), 2000-01
Biggest Loss: 15 points (63-78), 1974-75
Current Streak: 2, Stanford

Records vs. Opponents

North Carolina (0-10)

L 78-87 in 1967-68 (n)
 L 61-92 in 1977-78 (n)
 L 75-88 in 1983-84 (h)
 L 55-89 in 1985-86 (a)
 L 76-87 in 1988-89 (a)
 L 60-71 in 1990-91 (n)
 L 63-87 in 1995-96 (n)
 L 49-57 in 1998-99 (n)
 L 53-60 in 1999-00 (n)
 L 57-74 in 2002-03 (n)

Biggest Loss: 34 points (55-89), 1985-86
Current Streak: 10, North Carolina

Northwestern (2-1)

L 61-62 in 1962-63 (h)
 W 64-58 in 1968-69 (h)
 W 58-53 in 2006-07 (h)

Biggest Win: 6 points (64-58), 1968-69
Biggest Loss: 1 point (61-62), 1962-63
Current Streak: 2, Stanford

Notre Dame (0-3)

L 19-29 in 1934-35 (a)
 L 63-64 in 1991-92 (a)
 L 61-67 in 1992-93 (h)

Biggest Loss: 10 points (19-29), 1934-35
Current Streak: 3, Notre Dame

Old Dominion (1-0)

W 84-60 in 2000-01 (n)
Biggest Win: 24 points (84-60), 2000-01
Current Streak: 1, Stanford

Ohio (0-1)

L 76-81 in 1992-93 (h)
Biggest Loss: 5 points (76-81), 1992-93
Current Streak: 1, Ohio

Ohio State (3-0)

W 60-45 in 1941-42 (n)
 W 78-74 in 1970-71 (n)
 W 68-53 in 1973-74 (n)
Biggest Win: 15 points (60-45, 68-53), 1941-42, 1973-74
Current Streak: 3, Stanford

Oklahoma (2-1)

L 71-77 in 1951-52 (n)
 W 78-72 in 1990-91 (n)
 W 80-67 in 1996-97 (n)
Biggest Win: 13 points (80-67), 1996-97
Biggest Loss: 6 points (71-77), 1951-52
Current Streak: 2, Stanford

Oklahoma City (0-1)

L 73-88 in 1966-67 (a)
Biggest Loss: 15 points (73-88), 1966-67
Current Streak: 1, Oklahoma City

Oregon (84-42)

W 39-22 in 1919-20 (h)
 W 36-31 in 1919-20 (h)
 W 47-15 in 1919-20 (a)
 W 29-18 in 1919-20 (a)
 W 32-29 in 1921-22 (a)
 W 23-21 in 1921-22 (a)
 W 17-12 in 1921-22 (h)
 W 20-9 in 1921-22 (h)
 W 52-39 in 1937-38 (n)
 W 59-51 in 1937-38 (h)
 W 50-46 in 1938-39 (h)
 W 52-45 in 1947-48 (n)
 W 70-62 in 1948-49 (n)
 W 70-67 in 1949-50 (a)
 L 51-58 in 1949-50 (a)
 L 68-73 in 1952-53 (a)
 L 64-74 in 1952-53 (a)
 W 85-58 in 1953-54 (h)
 W 74-55 in 1955-56 (h)
 W 73-60 in 1955-56 (h)
 W 68-52 in 1956-57 (a)
 W 65-56 in 1956-57 (a)
 L 49-61 in 1957-58 (a)
 W 74-53 in 1957-58 (h)
 W 57-49 in 1958-59 (a)
 W 64-56 in 1958-59 (h)
 L 55-56 (ot) in 1959-60 (a)
 W 77-61 in 1959-60 (h)
 W 67-60 in 1960-61 (a)
 L 58-61 in 1960-61 (a)
 W 79-54 in 1961-62 (h)
 W 70-49 in 1961-62 (h)
 W 63-44 in 1962-63 (a)
 W 54-51 in 1962-63 (a)
 W 59-51 in 1963-64 (h)
 W 83-65 in 1963-64 (h)
 W 74-56 in 1964-65 (a)
 W 77-75 in 1964-65 (a)
 W 73-62 in 1964-65 (h)
 W 81-64 in 1965-66 (h)
 L 57-66 in 1965-66 (a)
 W 68-65 in 1966-67 (h)
 W 71-58 in 1966-67 (a)
 W 68-64 in 1967-68 (n)
 W 79-73 in 1967-68 (a)
 W 83-75 in 1967-68 (h)
 L 72-74 in 1968-69 (a)
 W 81-76 in 1968-69 (h)
 L 73-87 in 1969-70 (h)
 L 91-92 in 1969-70 (a)
 L 72-82 in 1970-71 (a)
 L 75-80 in 1970-71 (h)
 W 82-78 in 1971-72 (h)
 W 91-79 in 1971-72 (a)
 L 56-62 in 1972-73 (a)
 L 69-76 in 1972-73 (h)
 L 47-48 in 1973-74 (h)
 L 71-72 in 1973-74 (a)
 L 83-84 in 1974-75 (a)
 W 71-70 in 1974-75 (h)
 L 59-72 in 1975-76 (a)
 L 62-84 in 1975-76 (h)
 L 48-73 in 1976-77 (a)
 L 65-74 in 1976-77 (h)
 L 64-74 in 1977-78 (a)
 L 64-65 in 1977-78 (h)
 L 55-68 in 1978-79 (a)
 L 77-80 in 1978-79 (h)
 L 73-77 in 1979-80 (h)
 W 60-59 in 1979-80 (a)
 W 82-76 in 1980-81 (a)
 W 80-79 in 1980-81 (h)
 W 97-88 in 1981-82 (h)
 W 79-76 in 1981-82 (a)
 W 80-74 in 1982-83 (a)
 L 66-67 in 1982-83 (h)
 L 78-79 in 1983-84 (h)
 L 71-91 in 1983-84 (a)
 L 54-61 in 1984-85 (h)
 L 61-68 in 1984-85 (a)
 L 69-83 in 1985-86 (h)
 W 73-69 (ot) in 1985-86 (a)
 W 73-71 in 1986-87 (h)
 L 55-68 in 1986-87 (a)
 L 66-80 in 1987-88 (a)
 W 84-61 in 1987-88 (h)
 W 88-67 in 1987-88 (n)
 W 75-53 in 1988-89 (h)
 W 54-50 in 1988-89 (a)
 W 58-56 in 1989-90 (h)
 L 61-62 in 1989-90 (a)
 L 77-81 (ot) in 1990-91 (a)
 W 86-75 in 1990-91 (h)
 W 78-57 in 1991-92 (a)
 W 70-47 in 1991-92 (h)
 W 71-66 in 1992-93 (h)
 L 73-84 in 1992-93 (a)
 W 69-67 in 1993-94 (a)
 W 84-76 in 1993-94 (h)
 W 92-87 in 1994-95 (h)
 L 80-89 in 1994-95 (a)

W 94-73 in 1995-96 (h)
 L 62-64 in 1995-96 (a)
 W 72-69 (ot) in 1996-97 (a)
 W 83-61 in 1996-97 (h)
 W 89-67 in 1997-98 (a)
 W 95-67 in 1997-98 (h)
 W 77-59 in 1998-99 (h)
 W 73-61 in 1998-99 (a)
 W 86-71 in 1999-00 (a)
 W 76-61 in 1999-00 (h)
 W 100-76 in 2000-01 (h)
 W 69-62 in 2000-01 (a)
 L 79-87 in 2001-02 (a)
 W 90-87 (ot) in 2001-02 (h)
 W 81-57 in 2002-03 (h)
 L 64-79 in 2002-03 (a)
 W 83-80 in 2003-04 (a)
 W 76-55 in 2003-04 (h)
 W 70-63 in 2003-04 (n)
 W 88-69 in 2004-05 (h)
 W 58-56 in 2004-05 (a)
 W 64-62 in 2005-06 (h)
 W 57-56 in 2005-06 (a)
 L 59-66 in 2006-07 (a)
 W 88-69 in 2006-07 (h)

Biggest Win: 32 points (47-15), 1919-20
Biggest Loss: 25 points (48-73), 1977-78
Current Streak: 1, Stanford

Oregon State (56-68)

L 10-28 in 1915-16 (h)
 L 17-23 in 1916-17 (h)
 L 13-19 in 1916-17 (h)
 W 41-26 in 1919-20 (a)
 W 34-15 in 1919-20 (a)
 W 32-19 in 1920-21 (h)
 W 33-25 in 1920-21 (h)
 L 24-37 in 1921-22 (a)
 L 14-25 in 1921-22 (a)
 L 24-29 in 1929-30 (h)
 W 45-26 in 1931-32 (h)
 L 23-33 in 1935-36 (n)
 W 41-28 in 1941-42 (n)
 L 33-42 in 1941-42 (n)
 W 40-35 in 1941-42 (n)
 W 53-48 in 1947-48 (n)
 L 46-58 in 1952-53 (n)
 L 59-69 in 1955-56 (a)
 W 75-50 in 1955-56 (a)
 L 63-64 in 1956-57 (h)
 W 60-58 in 1956-57 (h)
 L 59-68 in 1957-58 (h)
 W 69-57 in 1957-58 (a)
 W 56-58 in 1958-59 (a)
 W 71-54 in 1958-59 (h)
 W 43-38 in 1959-60 (a)
 L 40-45 in 1959-60 (h)
 L 57-68 in 1961-62 (a)
 L 49-55 in 1961-62 (a)
 L 58-65 in 1962-63 (h)
 W 96-69 in 1962-63 (h)
 L 57-65 in 1963-64 (a)
 L 57-65 in 1963-64 (a)
 L 60-61 in 1964-65 (a)
 W 51-48 in 1964-65 (a)
 L 45-47 in 1964-65 (h)
 L 46-62 in 1965-66 (n)
 L 54-56 in 1965-66 (h)
 L 57-63 in 1965-66 (a)
 W 58-51 in 1966-67 (h)
 L 51-54 in 1966-67 (a)
 L 51-67 in 1967-68 (a)
 W 70-67 in 1967-68 (h)
 L 62-63 in 1968-69 (a)
 W 70-61 in 1968-69 (h)
 W 71-69 in 1969-70 (h)
 L 59-80 in 1969-70 (a)
 L 75-82 in 1970-71 (n)
 L 70-88 in 1970-71 (a)
 W 97-85 in 1970-71 (h)
 L 64-68 in 1971-72 (h)
 L 62-87 in 1971-72 (a)
 L 68-74 in 1972-73 (a)
 W 81-70 in 1972-73 (h)
 L 53-56 in 1973-74 (h)
 W 55-53 in 1973-74 (a)
 W 71-63 in 1974-75 (a)
 L 68-74 in 1974-75 (h)
 L *76-82 in 1975-76 (a)
 L *66-70 in 1975-76 (h)
 L 61-71 in 1976-77 (a)
 L 75-76 in 1976-77 (h)
 L 47-48 in 1977-78 (a)
 L 72-84 in 1977-78 (h)
 L 48-73 in 1978-79 (a)
 W 79-76 in 1978-79 (h)
 L 16-18 in 1979-80 (h)
 L 57-85 in 1979-80 (a)
 L 62-76 in 1980-81 (a)
 L 57-62 in 1980-81 (h)
 L 38-81 in 1981-82 (h)
 L 81-111 in 1981-82 (a)
 L 53-62 in 1982-83 (h)
 W 88-75 in 1982-83 (h)
 L 59-64 in 1983-84 (h)
 L 68-73 in 1983-84 (a)
 L 73-83 in 1984-85 (h)
 L 49-54 in 1984-85 (a)
 W 56-52 in 1985-86 (a)
 L 60-74 in 1985-86 (h)
 L 66-70 in 1986-87 (h)
 L 59-71 in 1986-87 (a)
 W 78-65 in 1987-88 (a)
 L 61-63 in 1987-88 (h)
 W 87-59 in 1988-89 (h)
 W 60-58 in 1988-89 (a)
 L 76-77 in 1989-90 (h)
 L 70-84 in 1989-90 (a)
 L 66-73 in 1990-91 (a)
 W 64-59 in 1990-91 (h)
 W 67-64 in 1991-92 (a)
 W 76-56 in 1991-92 (h)
 L 66-77 in 1992-93 (h)
 L 65-82 in 1992-93 (a)
 W 71-67 in 1993-94 (a)
 W 90-66 in 1993-94 (h)
 W 95-82 in 1994-95 (h)
 L 71-90 in 1994-95 (a)
 W 84-51 in 1995-96 (h)
 W 65-50 in 1995-96 (a)
 L 77-86 in 1996-97 (a)
 W 87-54 in 1996-97 (h)
 W 68-48 in 1997-98 (a)
 W 85-77 in 1997-98 (h)
 W 72-56 in 1998-99 (h)
 L 45-59 in 1998-99 (a)
 W 73-45 in 1999-00 (a)
 W 82-56 in 1999-00 (h)
 W 73-49 in 2000-01 (h)
 W 82-63 in 2000-01 (a)
 W 67-50 in 2001-02 (a)
 W 77-55 in 2001-02 (h)
 W 57-54 in 2002-03 (h)
 W 84-73 in 2002-03 (a)
 W 62-48 in 2003-04 (a)
 W 73-47 in 2003-04 (h)
 W 69-65 in 2004-05 (h)
 L 83-84 in 2004-05 (a)
 W 80-66 in 2005-06 (h)
 W 71-64 in 2005-06 (a)
 W 67-56 in 2006-07 (a)
 W 70-55 in 2006-07 (h)

*later forfeited by OSU

Biggest Win: 33 points (84-51, 87-54), 1995-96 & 1996-97
Biggest Loss: 43 points (38-81), 1981-82
Current Streak: 4, Stanford

Records vs. Opponents

Pacific (31-3)

W 46-27 in 1913-14 (h)
 W 36-34 in 1914-15 (h)
 W 58-18 in 1914-15 (h)
 W 47-22 in 1915-16 (n)
 L 29-30 in 1915-16 (h)
 W 44-20 in 1916-17 (n)
 W 47-19 in 1917-18 (h)
 W 37-11 in 1918-19 (n)
 W 30-18 in 1920-21 (h)
 W 30-21 in 1921-22 (h)
 W 18-9 in 1922-23 (h)
 W 38-9 in 1923-24 (h)
 W 23-15 in 1926-27 (h)
 L 18-29 in 1927-28 (h)
 W 34-31 in 1928-29 (h)
 W 55-23 in 1929-30 (h)
 W 44-27 in 1930-31 (h)
 L 21-22 in 1933-34 (a)
 W 71-20 in 1935-36 (h)
 W 52-30 in 1938-39 (h)
 W 60-36 in 1939-40 (h)
 W 42-32 in 1941-42 (h)
 W 34-32 in 1945-46 (h)
 W 68-38 in 1946-47 (h)
 W 45-43 in 1947-48 (h)
 W 49-47 in 1948-49 (h)
 W 75-49 in 1949-50 (h)
 W 86-76 in 1951-52 (h)
 W 76-51 in 1953-54 (h)
 W 77-61 in 1957-58 (h)
 W 66-55 in 1958-59 (h)
 W 66-53 in 1984-85 (h)
 W 67-61 in 1997-98 (h)
 W 71-58 in 1998-99 (a)
Biggest Win: 51 points (71-20), 1935-36
Biggest Loss: 11 points (18-29), 1927-28
Current Streak: 16, Stanford

Penn (0-2)

L 58-59 in 1950-51 (a)
 L 63-71 in 1981-82 (h)
Biggest Loss: 8 points (63-71), 1981-82
Current Streak: 2, Penn

Pittsburgh (1-1)

L 11-22 in 1931-32 (h)
 W 53-37 in 1948-49 (n)
Biggest Win: 16 points (53-37), 1948-49
Biggest Loss: 11 points (11-22), 1931-32
Current Streak: 1, Stanford

Portland (1-2)

W 83-47 in 1967-68 (h)
 L 59-66 in 1979-80 (h)
 L 69-82 in 1980-81 (a)
Biggest Win: 36 points (83-47), 1967-68
Biggest Loss: 13 points (69-82), 1980-81
Current Streak: 2, Portland

Portland State (1-0)

W 87-63 in 2001-02 (h)
Biggest Win: 24 points (87-63), 2001-02
Current Streak: 1, Stanford

Princeton (1-3)

L 66-67 in 1967-68 (n)
 L 76-81 in 1970-71 (h)
 L 85-88 in 1971-72 (a)
 W 58-34 in 2005-06 (n)
Biggest Win: 24 points (58-34), 2005-06
Biggest Loss: 5 points (76-81), 1970-71
Current Streak: 1, Stanford

Providence (1-1)

W 76-61 in 1977-78 (n)
 L 46-58 in 1979-80 (a)
Biggest Win: 15 points (76-61), 1977-78
Biggest Loss: 12 points (46-58), 1979-80
Current Streak: 1, Providence

Puget Sound (1-0)

W 92-42 in 1992-93 (h)
Biggest Win: 50 points (92-42), 1992-93
Current Streak: 1, Stanford

Purdue (2-0)

W 67-59 in 1997-98 (n)
 W 78-62 in 2001-02 (n)
Biggest Win: 16 points (78-62), 2001-02
Current Streak: 2, Stanford

Rhode Island (3-0)

W 76-74 in 1977-78 (h)
 W 70-69 in 1997-98 (n)
 W 79-77 in 1997-98 (n)
Biggest Win: 2 points, twice
Current Streak: 3, Stanford

Rice (8-0)

W 53-47 in 1941-42 (n)
 W 65-54 in 1956-57 (h)
 W 78-51 in 1979-80 (h)
 W 72-52 in 1986-87 (n)
 W 68-64 in 1991-92 (h)
 W 75-64 in 1995-96 (h)
 W 79-62 in 2002-03 (h)
 W 60-56 in 2003-04 (a)
Biggest Win: 27 points (78-51), 1979-80
Current Streak: 8, Stanford

Richmond (0-2)

L 53-57 in 1985-86 (h)
 L 69-83 in 2002-03 (h)
Biggest Loss: 14 points (69-83), 2002-03
Current Streak: 2, Richmond

Rider (1-0)

W 93-66 in 1990-91 (h)
Biggest Win: 27 points (93-66), 1990-91
Current Streak: 1, Stanford

Rochester (1-0)

W 114-78 in 1969-70 (a)
Biggest Win: 36 points (114-78), 1969-70
Current Streak: 1, Stanford

Rutgers (1-1)

W 71-43 in 1939-40 (a)
 L 63-70 in 1982-83 (a)
Biggest Win: 28 points (71-43), 1939-40
Biggest Loss: 7 points (63-70), 1982-83
Current Streak: 1, Rutgers

Sacramento State (3-0)

W 68-33 in 1992-93 (h)
 W 78-56 in 1999-00 (h)
 W 77-59 in 2003-04 (h)
Biggest Win: 35 points (68-33), 1992-93
Current Streak: 3, Stanford

Sacred Heart (1-0)

W 94-52 in 2000-01 (h)
Biggest Win: 42 points (94-52), 2000-01
Current Streak: 1, Stanford

Saint Louis (2-0)

W 71-61 in 1961-62 (h)
 W 79-63 in 1973-74 (n)
Biggest Win: 16 points (79-63), 1973-74
Current Streak: 2, Stanford

Saint Mary's (40-15)

L 30-34 in 1913-14 (h)
 L 23-45 in 1915-16 (a)
 W 46-34 in 1916-17 (h)
 L 28-51 in 1917-18 (a)
 W 44-20 in 1918-19 (h)
 W 53-9 in 1920-21 (h)
 W 26-13 in 1921-22 (h)
 W 35-13 in 1922-23 (h)
 W 32-18 in 1926-27 (h)
 W 35-33 in 1928-29 (h)
 W 31-23 in 1929-30 (h)

W 45-24 in 1930-31 (h)
 L 24-38 in 1931-32 (h)
 W 22-18 in 1932-33 (h)
 W 34-32 in 1933-34 (h)
 W 41-30 in 1934-35 (h)
 W 59-27 in 1935-36 (h)
 W 50-23 in 1936-37 (h)
 W 43-32 in 1937-38 (h)
 L 47-51 in 1938-39 (h)
 L 30-33 in 1939-40 (n)
 W 51-35 in 1940-41 (h)
 W 36-35 in 1941-42 (n)
 L 43-54 in 1942-43 (h)
 L 39-56 in 1942-43 (h)
 L 42-45 in 1942-43 (n)
 W 47-45 in 1947-48 (n)
 W 64-59 in 1948-49 (n)
 W 55-37 in 1949-50 (n)
 W 74-65 in 1951-52 (n)
 W 67-60 in 1951-52 (h)
 W 66-65 in 1952-53 (n)
 W 63-44 in 1953-54 (h)
 W 92-71 in 1954-55 (h)
 W 51-50 in 1955-56 (h)
 W 65-54 in 1956-57 (h)
 W 64-60 in 1957-58 (h)
 L 45-63 in 1958-59 (n)
 L 51-53 in 1959-60 (h)
 L 41-48 in 1960-61 (h)
 W 71-67 in 1961-62 (h)
 W 81-72 in 1962-63 (h)
 W 72-37 in 1963-64 (n)
 W 74-65 in 1972-73 (h)
 W 69-63 in 1973-74 (a)
 W 87-71 in 1975-76 (h)
 W 87-65 in 1976-77 (h)
 W 62-61 in 1977-78 (a)
 L 66-73 in 1980-81 (h)
 L 86-90 in 1981-82 (a)
 W 81-77 in 1982-83 (h)
 L 56-61 (ot) in 1984-85 (a)
 W 57-43 in 1986-87 (h)
 W 65-64 in 1988-89 (a)
 W 76-58 in 2002-03 (h)
Biggest Win: 44 points (53-9), 1920-21
Biggest Loss: 23 points (28-51), 1917-18
Current Streak: 3, Stanford

St. John's (1-1)

L 59-63 in 1969-70 (h)
 W 55-53 in 1998-99 (a)
Biggest Win: 2 points (55-53), 1998-99
Biggest Loss: 4 points (59-63), 1969-70
Current Streak: 1, Stanford

St. Joseph's (1-0)

W 90-83 in 2000-01 (n)
Biggest Win: 7 points (90-83), 2000-01
Current Streak: 1, Stanford

St. Peter's (1-0)

W 79-71 in 1994-95 (h)
Biggest Win: 8 points (79-71), 1994-95
Current Streak: 1, Stanford

San Diego (3-1)

L 70-79 (ot) in 1980-81 (h)
 W 72-70 in 1996-97 (a)
 W 87-57 in 1997-98 (h)
 W 77-69 in 2002-03 (n)
Biggest Win: 30 points (87-57), 1997-98
Biggest Loss: 9 points (70-79), 1980-81
Current Streak: 3, Stanford

San Diego State (4-0)

W 52-39 in 1940-41 (h)
 W 85-84 in 1978-79 (a)
 W 97-50 in 1996-97 (h)
 W 63-42 in 1997-98 (a)
Biggest Win: 47 points (97-50), 1996-97
Current Streak: 4, Stanford

San Francisco (44-21)

W 22-20 in 1913-14 (h)
 W 37-14 in 1913-14 (h)
 W 31-18 in 1915-16 (h)
 L 27-33 in 1918-19 (a)
 W 43-35 in 1919-20 (h)
 W 31-18 in 1920-21 (a)
 L 24-31 in 1921-22 (h)
 W 25-19 in 1922-23 (h)
 W 30-24 in 1927-28 (h)
 L 23-30 in 1928-29 (h)
 W 34-24 in 1929-30 (h)
 L 24-27 in 1930-31 (h)
 L 15-23 in 1931-32 (h)
 W 27-26 in 1931-32 (n)
 L 25-30 in 1932-33 (h)
 W 24-18 in 1933-34 (h)
 W 48-33 in 1934-35 (a)
 W 45-36 in 1935-36 (h)
 W 51-34 in 1936-37 (n)
 W 51-30 in 1937-38 (h)
 W 38-20 in 1938-39 (h)
 W 48-23 in 1939-40 (h)
 W 45-30 in 1940-41 (h)
 W 37-35 in 1940-41 (n)
 W 43-35 in 1941-42 (n)
 W 41-31 in 1941-42 (n)
 W 33-29 in 1941-42 (n)
 W 42-29 in 1942-43 (h)
 L 33-39 in 1942-43 (h)
 L 39-48 in 1945-46 (h)
 W 33-27 in 1945-46 (h)
 W 48-36 in 1946-47 (h)
 W 46-42 in 1947-48 (h)
 W 65-55 in 1948-49 (h)
 L 39-54 in 1949-50 (h)
 W 69-61 in 1950-51 (n)
 W 52-49 in 1951-52 (n)
 W 74-73 in 1952-53 (h)
 W 50-49 in 1957-58 (a)
 W 53-45 in 1958-59 (a)
 W 55-49 (ot) in 1959-60 (h)
 L 31-37 (ot) in 1960-61 (a)
 W 73-56 in 1961-62 (h)
 W 44-43 in 1962-63 (a)
 L 50-77 in 1964-65 (a)
 W 81-78 (ot) in 1965-66 (h)
 W 56-53 in 1966-67 (a)
 L 60-66 in 1967-68 (h)
 W 81-48 in 1968-69 (h)
 L 64-73 in 1969-70 (a)
 W 65-61 in 1970-71 (n)
 L 67-76 in 1971-72 (a)
 L 68-83 in 1972-73 (a)
 W 63-61 (ot) in 1973-74 (h)
 L 82-87 in 1974-75 (a)
 L 44-49 in 1975-76 (h)
 L 59-73 in 1976-77 (a)
 L 78-99 in 1977-78 (h)
 L 77-87 in 1978-79 (a)
 W 68-67 in 1987-88 (a)
 W 74-53 in 1989-90 (h)
 W 98-60 in 1994-95 (h)
 L 58-59 in 1995-96 (a)
 W 93-83 in 2004-05 (n)
 W 71-56 in 2005-06 (h)
Biggest Win: 38 points (98-60), 1994-95
Biggest Loss: 27 points (50-77), 1964-65
Current Streak: 2, Stanford

San Francisco State (4-0)

W 38-25 in 1935-36 (h)
 W 39-29 in 1938-39 (h)
 W 92-78 in 1951-52 (h)
 W 100-49 in 2000-01 (h)
Biggest Win: 51 points (100-49), 2000-01
Current Streak: 4, Stanford

San Jose State (38-12)

W 16-13 in 1924-25 (h)
 W 13-5 in 1925-26 (h)
 W 23-13 in 1927-28 (a)
 W 27-18 in 1928-29 (h)
 L 23-24 in 1928-29 (h)
 W 49-14 in 1929-30 (h)
 W 27-22 in 1930-31 (h)
 W 25-21 in 1931-32 (h)
 W 35-28 in 1933-34 (a)
 L 25-28 in 1934-35 (a)
 W 53-29 in 1935-36 (a)
 W 31-24 in 1936-37 (a)
 W 45-38 in 1937-38 (a)
 W 42-40 in 1940-41 (h)
 W 57-38 in 1941-42 (h)
 W 55-29 in 1942-43 (h)
 W 46-31 in 1945-46 (h)
 L 21-39 in 1945-46 (a)
 W 45-33 in 1946-47 (h)
 L 41-49 in 1946-47 (a)
 W 54-50 in 1947-48 (h)
 W 50-49 in 1948-49 (h)
 W 43-41 in 1949-50 (h)
 W 59-49 in 1950-51 (h)
 W 71-66 in 1951-52 (h)
 L 62-68 in 1952-53 (a)
 W 60-58 in 1953-54 (h)
 W 70-60 in 1953-54 (a)
 W 80-69 in 1954-55 (h)
 W 72-70 in 1955-56 (h)
 L 55-59 in 1956-57 (a)
 L 59-66 in 1957-58 (h)
 W 57-40 in 1958-59 (h)
 W 69-31 in 1959-60 (h)
 W 56-50 in 1963-64 (h)
 W 61-59 in 1964-65 (a)
 L 57-58 in 1965-66 (h)
 W 84-72 in 1969-70 (h)
 W 65-59 in 1971-72 (h)
 W 75-54 in 1972-73 (h)
 W 81-80 (ot) in 1977-78 (h)
 L 76-79 (ot) in 1978-79 (a)
 L 66-67 in 1979-80 (h)
 W 58-48 in 1983-84 (h)
 L 63-72 in 1986-87 (a)
 W 89-39 in 1988-89 (h)
 L 52-56 in 1992-93 (a)
 W 69-58 in 1993-94 (h)
 W 68-52 in 1994-95 (h)
 W 73-52 in 2006-07 (h)
Biggest Win: 50 points (89-39), 1988-89
Biggest Loss: 18 points (21-39), 1945-46
Current Streak: 3, Stanford

Santa Clara (48-26)

L 21-42 in 1914-15 (h)
 L 19-26 in 1915-16 (h)
 L 20-38 in 1915-16 (h)
 L 30-41 in 1916-17 (a)
 W 45-7 in 1918-19 (h)
 W 53-22 in 1918-19 (h)
 W 31-26 in 1919-20 (n)
 W 28-13 in 1920-21 (h)
 W 23-22 in 1921-22 (h)
 W 22-16 in 1922-23 (h)
 W 27-16 in 1923-24 (h)
 W 15-13 in 1924-25 (h)
 W 31-7 in 1925-26 (h)
 W 32-17 in 1926-27 (h)
 L 20-21 in 1927-28 (h)
 W 28-27 in 1928-29 (h)
 W 32-31 in 1929-30 (h)
 W 24-21 in 1930-31 (h)
 W 30-26 in 1931-32 (h)
 W 27-25 in 1932-33 (h)
 L 26-36 in 1933-34 (h)

W 33-28 in 1934-35 (h)
 W 46-23 in 1935-36 (n)
 W 54-25 in 1936-37 (h)
 W 56-55 in 1937-38 (h)
 L 34-37 in 1938-39 (h)
 L 40-42 in 1939-40 (n)
 W 34-32 in 1940-41 (n)
 W 44-41 in 1940-41 (h)
 L 21-31 in 1941-42 (n)
 W 46-44 in 1942-43 (n)
 W 57-44 in 1942-43 (h)
 L 35-55 in 1945-46 (h)
 L 76-107 in 1946-47 (h)
 W 56-39 in 1946-47 (h)
 W 53-41 in 1947-48 (n)
 W 49-47 in 1948-49 (n)
 W 65-45 in 1948-49 (h)
 W 66-60 in 1949-50 (n)
 W 60-43 in 1950-51 (h)
 L 55-65 in 1950-51 (n)
 W 70-64 in 1951-52 (n)
 L 71-81 in 1952-53 (n)
 L 58-69 in 1953-54 (n)
 W 72-67 in 1954-55 (n)
 W 62-55 in 1955-56 (h)
 L 61-77 in 1956-57 (h)
 L 45-67 in 1957-58 (n)
 W 55-49 in 1958-59 (n)
 L 53-54 in 1960-61 (h)
 W 45-41 in 1961-62 (a)
 W 69-60 in 1964-65 (h)
 W 76-73 in 1965-66 (a)
 W 88-73 in 1966-67 (h)
 L 60-72 in 1969-70 (h)
 L 73-81 in 1970-71 (h)
 L 68-79 in 1971-72 (h)
 L 67-70 in 1975-76 (a)
 W 87-84 in 1976-77 (h)
 W 69-67 in 1977-78 (a)
 W 85-73 in 1978-79 (h)
 L 60-62 in 1981-82 (h)
 L 69-73 in 1983-84 (a)
 L 71-72 in 1987-88 (h)
 W 66-51 in 1989-90 (a)
 W 82-47 in 1990-91 (h)
 W 75-59 in 1991-92 (a)
 W 66-35 in 1992-93 (h)
 W 82-70 (ot) in 1993-94 (a)
 W 69-60 in 1997-98 (n)
 W 94-49 in 1998-99 (h)
 W 78-63 in 2000-01 (a)
 L 76-86 in 2004-05 (a)
 L 46-62 in 2006-07 (h)
Biggest Win: 45 points (94-49), 1998-99
Biggest Loss: 31 points (76-107), 1946-47
Current Streak: 2, Santa Clara

Seattle (2-0)

W 83-46 in 1984-85 (h)
 W 105-54 in 1985-86 (h)
Biggest Win: 51 points (105-84), 1985-86
Current Streak: 2, Stanford

Seattle Pacific (2-0)

W 67-65 in 1981-82 (h)
 W 83-78 in 1987-88 (h)
Biggest Win: 5 points (83-78), 1987-88
Current Streak: 2, Stanford

Seton Hall (4-3)

W 65-63 in 1954-55 (a)
 W 86-80 in 1978-79 (h)
 L 55-72 in 1979-80 (a)
 L 75-76 (ot) in 1985-86 (h)
 L 69-75 in 1993-94 (a)
 W 83-60 in 1995-96 (n)

W 83-81 (ot) in 1996-97 (a)
Biggest Win: 23 points (83-60), 1995-96
Biggest Loss: 17 points (55-72), 1979-80
Current Streak: 2, Stanford

Siena (2-1)

L 78-80 in 1988-89 (n)
 W 94-72 in 1991-92 (n)
 W 92-72 in 2006-07 (h)
Biggest Win: 22 points (94-72), 1991-92
Current Streak: 2, Stanford

Sonoma State (1-0)

W 73-42 in 1982-83 (h)
Biggest Win: 31 points (73-42), 1982-83
Current Streak: 1, Stanford

South Carolina (1-0)

W 82-70 in 1995-96 (n)
Biggest Win: 12 points (82-70), 1995-96
Current Streak: 1, Stanford

South Carolina State (1-0)

W 84-65 in 1999-2000 (n)
Biggest Win: 19 points (84-65), 1999-2000
Current Streak: 1, Stanford

Southern Illinois (1-0)

W 78-68 in 1990-91 (a)
Biggest Win: 10 points (78-68), 1990-91
Current Streak: 1, Stanford

SMU (2-0)

W 80-70 in 1963-64 (a)
 W 86-51 in 1998-99 (h)
Biggest Win: 35 points (86-51), 1998-99
Current Streak: 2, Stanford

Southern Utah (3-0)

W 89-71 in 1991-92 (h)
 W 81-63 in 2001-02 (h)
 W 67-37 in 2003-04 (h)
Biggest Win: 30 points (67-37), 2003-04
Current Streak: 3, Stanford

Stetson (1-0)

W 92-60 in 1995-96 (h)
Biggest Win: 32 points (92-60), 1995-96
Current Streak: 1, Stanford

Temple (5-2)

W 45-38 in 1936-37 (h)
 L 31-35 in 1937-38 (n)
 W 53-51 in 1966-67 (n)
 W 73-64 in 1970-71 (h)
 L 64-76 in 1971-72 (a)
 W 77-70 in 1982-83 (h)
 W 57-50 in 1998-99 (n)
Biggest Win: 9 points (73-64), 1970-71
Biggest Loss: 12 points (64-76), 1971-72
Current Streak: 2, Stanford

Tennessee (0-2)

L 47-51 in 1956-57 (a)
 L 57-69 in 2004-05 (n)
Biggest Loss: 12 points (57-69), 2004-05
Current Streak: 2, Tennessee



Mitch Johnson was effective as point guard with 103 assists (#2 on the team) during the 2006-07 season.



Brook (left) and Robin Lopez made an immediate impact during their freshman campaigns.

Records vs. Opponents

Texas (1-1)

W 72-46 in 1962-63 (h)
 L 75-83 (ot) in 2001-02 (n)
Biggest Win: 26 points (72-46), 1962-63
Biggest Loss: 8 points (75-83), 2001-02
Current Streak: 1, Temple

Texas A & M (1-0)

W 55-49 in 1949-50 (n)
Biggest Win: 6 points (55-49), 1949-50
Current Streak: 1, Stanford

Texas-San Antonio (1-0)

W 71-45 in 2003-04 (n)
Biggest Win: 26 points (71-45), 2003-04
Current Streak: 1, Stanford

Texas Tech (1-0)

W 70-59 in 2006-07 (n)
Biggest Win: 11 points (70-59), 2006-07
Current Streak: 1, Stanford

Tulane (1-2)

L 62-67 in 1954-55 (a)
 L 53-64 in 1956-57 (a)
 W 95-65 in 1964-65 (h)
Biggest Win: 30 points (95-65), 1964-65
Biggest Loss: 11 points (53-64), 1956-57
Current Streak: 1, Stanford

UAB (1-0)

W 99-80 in 1986-87 (h)
Biggest Win: 19 points (99-80), 1986-87
Current Streak: 1, Stanford

UC Davis (13-1)

W 36-31 in 1914-15 (h)
 W 18-9 in 1917-18 (h)
 W 55-5 in 1918-19 (h)
 W 38-21 in 1919-20 (h)
 W 31-7 in 1924-25 (h)
 W 41-16 in 1936-37 (h)
 W 30-26 in 1938-39 (h)
 W 91-76 in 1975-76 (h)
 W 95-66 in 1976-77 (h)
 W 68-62 in 1980-81 (h)
 W 76-49 in 1998-99 (h)
 W 72-62 in 2004-05 (h)
 L 58-64 in 2005-06 (a)
 W 84-72 in 2006-07 (h)
Biggest Win: 50 points (55-5), 1918-1926
Biggest Loss: 6 points (58-64), 2005-06
Current Streak: 1, Stanford

UC Irvine (5-1)

W 98-84 in 1980-81 (h)
 W 70-57 in 1989-90 (a)
 W 117-87 in 1990-91 (h)
 W 84-57 in 2002-03 (h)
 W 72-59 in 2003-04 (a)
 L 63-79 in 2005-06 (h)
Biggest Win: 30 points (117-87), 1990-91
Biggest Loss: 16 points (79-63), 2005-06
Current Streak: 1, UC Irvine

UCLA (89-127)

W 23-17 in 1924-25 (h)
 W 26-10 in 1924-25 (h)
 L 15-28 in 1925-26 (h)
 W 32-29 in 1925-26 (h)
 L 17-21 in 1926-27 (h)
 L 21-23 in 1926-27 (a)
 L 22-29 in 1927-28 (h)
 L 22-28 in 1927-28 (h)
 W 34-27 in 1927-28 (a)
 W 34-20 in 1928-29 (h)
 W 34-26 in 1928-29 (a)
 W 32-24 in 1928-29 (a)
 L 30-63 in 1929-30 (a)
 W 40-37 in 1929-30 (h)
 L 15-20 in 1929-30 (h)

L 23-32 in 1930-31 (a)
 L 26-28 in 1930-31 (a)
 W 29-28 in 1930-31 (h)
 W 25-22 in 1931-32 (h)
 W 31-26 in 1931-32 (h)
 L 31-35 in 1931-32 (a)
 L 18-28 in 1931-32 (a)
 L 36-44 in 1932-33 (h)
 W 41-38 in 1932-33 (h)
 W 40-38 in 1932-33 (a)
 W 41-35 in 1932-33 (a)
 W 45-26 in 1933-34 (h)
 L 31-32 in 1933-34 (a)
 W 31-28 in 1933-34 (h)
 W 39-34 in 1933-34 (h)
 L 27-34 in 1934-35 (a)
 L 32-38 in 1934-35 (a)
 W 33-28 in 1934-35 (h)
 W 35-16 in 1934-35 (h)
 W 44-30 in 1935-36 (h)
 L 37-44 in 1935-36 (h)
 W 45-32 in 1935-36 (a)
 W 39-35 in 1935-36 (a)
 W 63-40 in 1936-37 (h)
 W 69-36 in 1936-37 (h)
 W 42-40 in 1936-37 (a)
 W 67-38 in 1936-37 (a)
 W 69-33 in 1937-38 (a)
 W 56-29 in 1937-38 (a)
 W 53-51 in 1937-38 (h)
 W 50-33 in 1937-38 (h)
 W 56-44 in 1938-39 (h)
 W 47-21 in 1938-39 (h)
 W 38-32 in 1938-39 (a)
 W 37-33 in 1938-39 (a)
 W 53-38 in 1939-40 (h)
 W 40-36 in 1939-40 (h)
 W 51-42 in 1939-40 (a)
 L 37-42 in 1939-40 (a)
 W 54-44 in 1940-41 (a)
 L 44-45 in 1940-41 (a)
 W 49-44 in 1940-41 (h)
 W 56-34 in 1940-41 (h)
 W 54-43 in 1941-42 (h)
 W 49-30 in 1941-42 (h)
 W 42-30 in 1941-42 (a)
 W 36-28 in 1941-42 (a)
 L 57-60 in 1942-43 (a)
 W 60-41 in 1942-43 (a)
 L 18-35 in 1945-46 (h)
 L 29-41 in 1945-46 (h)
 L 26-39 in 1945-46 (h)
 L 20-47 in 1945-46 (h)
 W 38-33 in 1946-47 (a)
 L 40-48 in 1946-47 (a)
 L 39-56 in 1946-47 (h)
 W 68-53 in 1946-47 (h)
 L 47-55 in 1947-48 (a)
 W 55-47 in 1947-48 (a)
 W 66-47 in 1947-48 (a)
 L 46-48 in 1947-48 (h)
 W 55-47 in 1948-49 (n)
 W 61-52 in 1948-49 (h)
 L 48-59 in 1948-49 (a)
 L 46-59 in 1948-49 (h)
 L 50-56 in 1948-49 (a)
 L 55-71 in 1949-50 (a)
 L 45-59 in 1949-50 (h)
 L 59-69 in 1949-50 (a)
 L 57-62 in 1949-50 (h)
 L 73-78 in 1950-51 (h)
 W 74-71 in 1950-51 (h)
 L 48-56 in 1950-51 (a)
 L 67-90 in 1950-51 (a)
 L 63-81 in 1951-52 (a)
 W 73-71 in 1951-52 (a)
 L 68-72 in 1951-52 (h)
 W 77-68 in 1951-52 (h)
 L 66-67 in 1952-53 (h)

L 71-74 in 1952-53 (h)
 L 50-75 in 1952-53 (a)
 L 58-66 in 1952-53 (a)
 L 73-92 in 1953-54 (a)
 L 58-77 in 1953-54 (a)
 L 77-92 in 1953-54 (h)
 L 80-88 in 1953-54 (h)
 W 61-56 in 1954-55 (h)
 L 75-91 in 1954-55 (h)
 L 63-85 in 1954-55 (a)
 L 59-72 in 1954-55 (a)
 L 48-50 in 1955-56 (h)
 L 72-81 in 1955-56 (h)
 L 63-86 in 1956-57 (a)
 L 61-79 in 1956-57 (a)
 L 43-46 in 1957-58 (a)
 W 57-50 in 1957-58 (h)
 W 69-61 in 1958-59 (h)
 L 51-64 in 1958-59 (a)
 L 54-67 in 1959-60 (a)
 L 52-58 in 1959-60 (h)
 L 48-49 in 1959-60 (a)
 W 79-65 in 1960-61 (h)
 L 56-70 in 1960-61 (h)
 L 55-69 in 1960-61 (a)
 L 64-82 in 1961-62 (a)
 L 65-75 in 1961-62 (a)
 W 82-67 in 1961-62 (h)
 W 86-78 in 1962-63 (h)
 W 73-69 (ot) in 1962-63 (h)
 L 54-64 in 1962-63 (a)
 L 45-51 in 1962-63 (a)
 L 71-84 in 1963-64 (a)
 L 61-80 in 1963-64 (a)
 L 88-100 in 1963-64 (n)
 L 66-80 in 1964-65 (a)
 L 67-83 in 1964-65 (h)
 W 73-69 in 1965-66 (h)
 L 58-70 in 1965-66 (a)
 L 78-116 in 1966-67 (a)
 L 47-75 in 1966-67 (h)
 L 63-75 in 1967-68 (h)
 L 61-100 in 1967-68 (a)
 L 61-98 in 1968-69 (a)
 L 60-81 in 1968-69 (h)
 L 84-102 in 1969-70 (h)
 L 90-120 in 1969-70 (a)
 L 53-58 in 1970-71 (h)
 L 72-107 in 1970-71 (a)
 L 79-118 in 1971-72 (a)
 L 73-102 in 1971-72 (h)
 L 67-82 in 1972-73 (h)
 L 45-51 in 1972-73 (a)
 L 52-66 in 1973-74 (a)
 L 60-62 in 1973-74 (h)
 W 64-60 in 1974-75 (h)
 L 59-93 in 1974-75 (a)
 L 67-68 in 1975-76 (a)
 L 74-120 in 1975-76 (h)
 L 86-100 in 1976-77 (h)
 L 83-114 in 1976-77 (a)
 L 64-101 in 1977-78 (a)
 L 63-79 in 1977-78 (h)
 W 75-72 in 1978-79 (h)
 L 71-99 in 1978-79 (a)
 L 60-92 in 1979-80 (a)
 L 62-75 in 1979-80 (h)
 L 58-85 in 1980-81 (a)
 W 74-72 in 1980-81 (h)
 L 34-42 in 1981-82 (h)
 L 53-79 in 1981-82 (a)
 L 87-101 in 1982-83 (h)
 L 86-99 in 1982-83 (a)
 L 66-71 in 1983-84 (a)
 W 75-64 in 1983-84 (h)
 L 71-100 in 1984-85 (a)
 L 66-72 in 1984-85 (h)
 W 76-70 in 1985-86 (h)
 L 74-95 in 1985-86 (a)

L 75-95 in 1986-87 (a)
 L 62-93 in 1986-87 (h)
 W 116-110 (2ot) in 1987-88 (h)
 L 69-91 in 1987-88 (a)
 L 74-70 in 1988-89 (a)
 W 84-75 in 1988-89 (h)
 W 95-86 in 1988-89 (n)
 W 87-79 in 1989-90 (h)
 W 70-69 in 1989-90 (a)
 W 89-82 in 1990-91 (a)
 L 86-89 in 1990-91 (h)
 L 77-83 in 1991-92 (h)
 L 70-96 in 1991-92 (a)
 L 76-84 in 1992-93 (a)
 L 64-72 in 1992-93 (h)
 L 65-69 in 1993-94 (h)
 L 88-103 in 1993-94 (a)
 L 74-77 in 1994-95 (a)
 L 77-88 in 1994-95 (h)
 L 56-64 in 1995-96 (a)
 W 67-66 in 1995-96 (h)
 W 109-61 in 1996-97 (h)
 L 68-87 in 1996-97 (a)
 W 93-80 in 1997-98 (h)
 W 84-81 in 1997-98 (a)
 W 72-59 in 1998-99 (a)
 W 77-73 in 1998-99 (h)
 W 78-63 in 1999-00 (a)
 L 93-94 (ot) in 1999-00 (h)
 L 73-79 in 2000-01 (h)
 W 85-79 in 2000-01 (a)
 W 86-76 in 2001-02 (a)
 L 92-95 in 2001-02 (h)
 W 52-51 in 2002-03 (h)
 W 93-84 in 2002-03 (a)
 W 67-52 in 2003-04 (h)
 W 73-60 in 2003-04 (a)
 W 75-64 in 2004-05 (a)
 W 78-65 in 2004-05 (h)
 L 54-71 in 2005-06 (a)
 L 54-75 in 2005-06 (h)
 W 75-68 in 2006-07 (h)
 L 61-75 in 2006-07 (a)
Biggest Win: 48 points (109-61), 1996-97
Biggest Loss: 46 points (120-74), 1975-76
Current Streak: 1, UCLA

UC San Diego (3-0)

W 107-60 in 1983-84 (h)
 W 87-48 in 1984-85 (h)
 W 108-69 in 1985-86 (h)
Biggest Win: 47 points (107-60), 1983-84
Current Streak: 3, Stanford

UC Riverside (4-0)

W 84-71 in 1982-83 (h)
 W 83-56 in 1984-85 (h)
 W 69-64 in 1993-94 (h)
 W 84-41 in 2000-01 (h)
Biggest Win: 43 points (84-41), 2000-01
Current Streak: 4, Stanford

UC Santa Barbara (5-3)

W 87-57 in 1964-65 (h)
 L 84-85 (ot) in 1964-65 (a)
 L 62-67 in 1969-70 (h)
 W 80-68 in 1972-73 (a)
 L 76-77 in 1977-78 (a)
 W 75-65 in 1987-88 (n)
 W 95-62 in 1997-98 (h)
 W 62-49 in 1999-00 (a)
Biggest Win: 33 points (95-62), 1997-98
Biggest Loss: 5 points (62-67), 1969-70
Current Streak: 3, Stanford

UNC Greensboro (2-0)

W 88-52 in 1996-97 (n)
 W 89-60 in 2000-01 (n)
Biggest Loss: 36 points (88-52), 1996-97
Current Streak: 2, Stanford

Records vs. Opponents

UNLV (2-1)

L 65-83 in 1985-86 (n)
 W 77-66 in 2002-03 (a)
 W 86-71 in 2003-04 (h)
Biggest Win: 15 points (86-71), 2003-04
Biggest Loss: 18 points (65-83), 1985-86
Current Streak: 2, Stanford

USC (115-116)

W 43-28 in 1916-17 (a)
 W 34-10 in 1916-17 (h)
 W 34-14 in 1920-21 (h)
 W 29-14 in 1922-23 (h)
 W 23-12 in 1922-23 (h)
 W 17-12 in 1922-23 (a)
 W 24-21 in 1922-23 (a)
 L 17-20 in 1923-24 (h)
 W 25-19 in 1923-24 (h)
 L 20-24 in 1923-24 (a)
 W 31-26 in 1923-24 (a)
 W 25-11 in 1925-26 (h)
 W 24-21 in 1925-26 (a)
 W 30-22 in 1925-26 (a)
 W 28-27 in 1926-27 (a)
 W 24-19 in 1926-27 (h)
 W 35-26 in 1926-27 (h)
 L 23-24 in 1927-28 (a)
 L 25-29 in 1927-28 (a)
 L 27-34 in 1927-28 (h)
 W 33-26 in 1928-29 (a)
 W 31-21 in 1928-29 (h)
 W 28-25 in 1928-29 (h)
 W 35-23 in 1929-30 (a)
 L 18-36 in 1929-30 (a)
 L 24-30 in 1929-30 (h)
 L 24-27 in 1930-31 (h)
 W 28-21 in 1930-31 (h)
 L 22-33 in 1930-31 (a)
 L 28-35 in 1931-32 (h)
 L 24-28 in 1931-32 (h)
 L 29-37 in 1931-32 (a)
 L 19-32 in 1931-32 (a)
 L 25-30 in 1932-33 (a)
 L 36-38 in 1932-33 (a)
 L 18-34 in 1932-33 (h)
 L 28-36 in 1932-33 (h)
 L 24-36 in 1933-34 (a)
 W 35-31 in 1933-34 (a)
 L 22-28 in 1933-34 (h)
 L 22-33 in 1933-34 (h)
 L 30-40 in 1934-35 (h)
 W 38-36 in 1934-35 (h)
 L 40-55 in 1934-35 (a)
 L 29-39 in 1934-35 (a)
 W 32-25 in 1935-36 (h)
 W 51-47 in 1935-36 (h)
 L 36-45 in 1935-36 (n)
 W 46-42 in 1935-36 (n)
 W 39-36 in 1935-36 (h)
 W 43-42 in 1935-36 (n)
 L 39-42 in 1936-37 (a)
 W 61-49 in 1936-37 (a)
 W 39-34 in 1936-37 (h)
 W 47-38 in 1936-37 (h)
 W 64-54 in 1937-38 (h)
 L 48-49 in 1937-38 (h)
 W 36-30 in 1937-38 (a)
 W 48-35 in 1937-38 (a)
 W 42-39 in 1938-39 (h)
 L 32-45 in 1938-39 (h)
 L 29-35 in 1938-39 (a)
 L 31-53 in 1938-39 (a)
 L 48-51 in 1939-40 (a)
 L 37-53 in 1939-40 (a)
 W 46-45 in 1939-40 (h)
 L 32-39 in 1939-40 (h)
 W 43-37 in 1940-41 (h)
 W 39-34 in 1940-41 (h)
 W 46-38 in 1940-41 (a)

W 43-36 in 1940-41 (a)
 W 43-33 in 1941-42 (h)
 L 23-27 in 1941-42 (h)
 W 46-44 in 1941-42 (a)
 W 47-43 in 1941-42 (a)
 L 32-41 in 1942-43 (h)
 L 49-67 in 1942-43 (a)
 L 49-62 in 1945-46 (a)
 L 32-43 in 1945-46 (a)
 L 36-48 in 1945-46 (h)
 L 40-55 in 1945-46 (h)
 W 55-50 in 1946-47 (a)
 L 48-52 in 1946-47 (a)
 W 55-50 in 1946-47 (h)
 W 50-48 in 1946-47 (h)
 L 33-39 in 1947-48 (a)
 L 44-48 in 1947-48 (h)
 L 40-41 in 1947-48 (a)
 L 34-36 in 1947-48 (h)
 L 46-66 in 1948-49 (h)
 L 44-45 in 1948-49 (a)
 L 57-58 in 1948-49 (h)
 L 51-60 in 1948-49 (a)
 L 58-73 in 1949-50 (a)
 L 45-59 in 1949-50 (h)
 L 59-62 in 1949-50 (a)
 W 60-57 in 1949-50 (h)
 L 54-65 in 1950-51 (a)
 L 45-72 in 1950-51 (a)
 W 73-71 in 1950-51 (h)
 L 65-68 in 1950-51 (h)
 L 58-63 in 1951-52 (a)
 L 64-75 in 1951-52 (a)
 W 51-41 in 1951-52 (h)
 W 73-65 in 1951-52 (h)
 L 58-76 in 1952-53 (h)
 L 63-72 in 1952-53 (h)
 L 56-93 in 1952-53 (a)
 W 76-74 in 1952-53 (a)
 W 61-59 in 1953-54 (a)
 L 69-71 in 1953-54 (a)
 L 53-57 in 1953-54 (h)
 W 72-67 in 1953-54 (h)
 W 92-78 in 1954-55 (h)
 W 76-70 in 1954-55 (h)
 L 63-73 in 1954-55 (a)
 L 56-71 in 1954-55 (a)
 W 78-74 in 1955-56 (a)
 L 58-74 in 1955-56 (a)
 L 69-72 in 1956-57 (h)
 L 73-86 in 1956-57 (h)
 W 57-44 in 1957-58 (h)
 W 69-61 in 1957-58 (a)
 L 52-71 in 1958-59 (a)
 W 85-74 in 1958-59 (h)
 W 82-71 (ot) in 1959-60 (a)
 W 66-51 in 1959-60 (h)
 L 53-59 in 1959-60 (h)
 L 57-63 in 1960-61 (h)
 L 61-79 in 1960-61 (a)
 L 53-54 in 1960-61 (a)
 W 67-56 in 1961-62 (a)
 W 63-62 in 1961-62 (h)
 W 68-66 in 1961-62 (h)
 L 57-65 in 1962-63 (h)
 L 57-61 in 1962-63 (h)
 W 60-58 in 1962-63 (a)
 L 61-67 (ot) in 1962-63 (a)
 L 74-75 (ot) in 1963-64 (h)
 W 62-46 in 1963-64 (h)
 W 64-63 in 1963-64 (a)
 L 59-74 in 1964-65 (h)
 W 87-71 in 1964-65 (a)
 W 73-64 in 1965-66 (h)
 W 82-71 in 1965-66 (a)
 W 67-58 in 1966-67 (a)
 W 81-79 in 1966-67 (h)
 L 64-90 in 1967-68 (a)
 L 60-72 in 1967-68 (a)

W 66-56 in 1968-69 (a)
 L 66-75 in 1968-69 (h)
 L 69-71 in 1969-70 (h)
 L 71-85 in 1969-70 (a)
 L 51-71 in 1970-71 (h)
 L 74-83 in 1970-71 (a)
 L 63-65 in 1971-72 (a)
 L 65-71 in 1971-72 (h)
 L 67-83 in 1972-73 (h)
 W 50-47 in 1972-73 (a)
 L 57-64 in 1973-74 (a)
 L 59-62 in 1973-74 (h)
 W 67-66 in 1974-75 (h)
 L 77-85 in 1974-75 (a)
 W 86-75 in 1975-76 (a)
 W 96-83 in 1975-76 (h)
 W 68-64 in 1976-77 (h)
 L 84-105 in 1976-77 (a)
 L 74-76 in 1977-78 (a)
 L 68-70 in 1977-78 (h)
 L 66-67 in 1978-79 (h)
 L 69-79 in 1978-79 (a)
 L 68-69 in 1979-80 (a)
 W 93-91 (ot) in 1979-80 (h)
 L 64-89 in 1980-81 (a)
 L 67-74 in 1980-81 (h)
 L 74-85 in 1981-82 (h)
 L 59-74 in 1981-82 (a)
 W 92-74 in 1982-83 (h)
 L 76-90 in 1982-83 (a)
 L 49-51 (ot) in 1983-84 (a)
 W 64-56 in 1983-84 (h)
 W 60-54 in 1984-85 (a)
 W 86-65 in 1984-85 (h)
 W 61-59 in 1985-86 (a)
 W 85-64 in 1985-86 (h)
 W 64-58 in 1986-87 (a)
 W 72-57 in 1986-87 (h)
 W 88-62 in 1987-88 (h)
 W 73-65 in 1987-88 (a)
 W 68-52 in 1988-89 (a)
 W 74-65 in 1988-89 (h)
 W 66-61 in 1988-89 (n)
 W 74-61 in 1989-90 (h)
 L 61-72 in 1989-90 (a)
 L 67-85 in 1990-91 (a)
 W 92-76 in 1990-91 (h)
 L 72-82 in 1991-92 (h)
 L 72-73 (ot) in 1991-92 (a)
 L 55-63 in 1992-93 (a)
 W 78-62 in 1992-93 (h)
 W 76-67 in 1993-94 (h)
 W 66-55 in 1993-94 (a)
 W 85-82 in 1994-95 (a)
 W 90-78 in 1994-95 (h)
 L 80-84 in 1995-96 (a)
 W 99-69 in 1995-96 (h)
 W 85-70 in 1996-97 (h)
 L 81-84 in 1996-97 (a)
 W 99-62 in 1997-98 (h)
 W 83-59 in 1997-98 (a)
 W 72-55 in 1998-99 (a)
 L 82-86 (ot) in 1998-99 (h)
 W 67-57 in 1999-00 (a)
 W 111-68 in 1999-00 (h)
 W 77-71 in 2000-01 (h)
 W 70-68 in 2000-01 (a)
 L 82-90 in 2001-02 (a)
 L 58-77 in 2001-02 (h)
 L 78-103 in 2001-02 (n)
 W 80-72 in 2002-03 (h)
 W 73-67 in 2002-03 (a)
 L 74-79 in 2002-03 (n)
 W 77-67 in 2003-04 (h)
 W 76-67 in 2003-04 (a)
 W 78-70 in 2004-05 (a)
 W 71-62 in 2004-05 (h)
 L 71-82 in 2005-06 (a)
 W 58-56 in 2005-06 (h)

W 65-50 in 2006-07 (h)
 L 65-69 in 2006-07 (a)
 L 79-83 (ot) in 2006-07 (n)
Biggest Win: 43 points (111-68), 1999-00
Biggest Loss: 37 points (56-93), 1952-53
Current Streak: 2, USC

USIU (2-0)

W 82-70 in 1981-82 (h)
 W 89-82 in 1983-84 (h)
Biggest Win: 12 points (82-70), 1981-82
Current Streak: 2, Stanford

Utah (7-14)

L 30-38 in 1932-33 (a)
 W 41-37 in 1932-33 (a)
 L 24-48 in 1933-34 (n)
 L 37-46 in 1934-35 (a)
 W 58-38 in 1934-35 (a)
 W 76-43 in 1935-36 (n)
 L 15-53 in 1945-46 (n)
 L 45-53 in 1950-51 (a)
 L 49-65 in 1957-58 (a)
 W 59-56 in 1960-61 (h)
 W 81-50 in 1962-63 (h)
 L 81-87 in 1963-64 (a)
 L 87-100 in 1966-67 (h)
 L 92-101 in 1967-68 (a)
 W 79-70 in 1968-69 (h)
 L 95-96 in 1969-70 (a)
 L 91-99 in 1970-71 (h)
 L 68-80 in 1971-72 (a)
 W 86-71 in 1972-73 (h)
 L 82-91 in 1973-74 (a)
 L 77-82 (ot) in 1996-97 (n)
Biggest Win: 33 points (76-43), 1935-36
Biggest Loss: 38 points (15-53), 1945-46
Current Streak: 2, Utah

Utah State (3-3)

L 35-46 in 1933-34 (h)
 W 73-34 in 1935-36 (n)
 W 64-33 in 1940-41 (h)
 W 93-79 in 1965-66 (n)
 L 74-77 in 1974-75 (h)
 L 84-103 in 1976-77 (a)
Biggest Win: 39 points (73-34), 1935-36
Biggest Loss: 19 points (84-103), 1976-77
Current Streak: 2, Utah State

Valparaiso (3-0)

W 68-51 in 1956-57 (n)
 W 80-66 in 1971-72 (n)
 W 70-65 in 1997-98 (n)
Biggest Win: 17 points (68-51), 1956-57
Current Streak: 3, Stanford

Vanderbilt (2-0)

W 72-64 in 1954-55 (a)
 W 89-68 in 1988-89 (a)
Biggest Win: 19 points (89-68), 1988-89
Current Streak: 2, Stanford


Villanova (0-1)

L 76-96 in 1970-71 (h)
Biggest Loss: 20 points (76-96), 1970-71
Current Streak: 1, Villanova


Virginia (5-1)

W 74-60 in 1991-92 (h)
 L 48-72 in 1992-93 (a)
 W 84-72 in 1993-94 (h)
 W 64-60 in 1994-95 (a)
 W 65-49 in 2005-06 (h)
 W 76-75 in 2006-07 (a)
Biggest Win: 16 points (65-49), 2005-06
Biggest Loss: 24 points (48-72), 1992-93
Current Streak: 4, Stanford

Records vs. Opponents



The 6th Man Club mobs the court following Stanford's last-second victory over Arizona in 2004.



Nick Robinson celebrates with fans after hitting a 35-foot shot at the buzzer of the Arizona game in 2004.

Virginia Tech (0-2)

L 71-77 in 1972-73 (n)
L 52-59 in 2005-06 (n)
Longest Virginia Tech Win Streak:
2, 1992-93, 2005-06
Current Streak: 2, Virginia Tech

Wake Forest (1-0)

W 72-66 in 1996-97 (n)
Biggest Win: 6 points (72-66),
1996-97
Current Streak: 1, Stanford

Washington (67-59)

L 19-35 in 1915-16 (h)
W 25-14 in 1920-21 (h)
W 30-22 in 1920-21 (h)
L 25-28 in 1920-21 (a)
L 16-17 in 1920-21 (a)
L 28-32 in 1935-36 (a)
L 38-49 in 1935-36 (a)
W 60-39 in 1935-36 (n)
W 48-38 in 1935-36 (h)
L 56-62 in 1949-50 (a)
W 66-51 in 1953-54 (a)
W 63-61 in 1953-54 (a)
W 72-55 in 1955-56 (h)
W 73-68 in 1955-56 (h)
L 42-57 in 1955-56 (a)
W 58-46 in 1955-56 (a)
W 70-63 in 1956-57 (h)
L 64-68 in 1956-57 (h)
L 54-60 in 1957-58 (h)
L 58-69 in 1957-58 (a)
W 51-49 in 1958-59 (h)
L 52-75 in 1958-59 (a)
W 58-55 in 1959-60 (h)
W 54-42 in 1959-60 (a)
W 61-58 (ot) in 1960-61 (h)
L 49-51 in 1960-61 (h)
L 47-71 in 1960-61 (a)
W 64-59 in 1961-62 (h)
L 61-73 in 1961-62 (a)
L 49-65 in 1961-62 (a)
W 63-62 (2ot) in 1962-63 (h)
W 57-48 in 1962-63 (h)
W 58-49 in 1962-63 (h)
L 48-49 in 1962-63 (a)
W 75-62 in 1963-64 (h)
W 64-46 in 1963-64 (a)
L 67-69 in 1963-64 (a)
W 80-68 in 1964-65 (h)
W 65-56 in 1964-65 (a)
W 83-78 (ot) in 1965-66 (a)
W 75-73 in 1965-66 (h)
L 73-79 in 1966-67 (a)
L 82-85 in 1966-67 (h)
W 97-75 in 1967-68 (h)
L 80-91 in 1967-68 (a)
L 59-76 in 1968-69 (h)
L 45-68 in 1968-69 (a)
L 76-80 in 1969-70 (a)
L 71-78 in 1969-70 (h)
L 80-81 in 1970-71 (h)
L 69-72 in 1970-71 (a)
W 85-80 in 1971-72 (h)
L 78-90 in 1971-72 (a)
W 76-55 in 1972-73 (a)
W 76-66 in 1972-73 (h)
W 88-68 in 1973-74 (h)
L 70-84 in 1973-74 (a)
L 68-69 in 1974-75 (a)
L 68-69 in 1974-75 (h)
L 81-87 in 1975-76 (h)
L 59-80 in 1975-76 (a)
L 77-98 in 1976-77 (a)
W 74-69 in 1976-77 (h)
W 72-68 in 1977-78 (h)
W 81-74 in 1977-78 (a)

W 80-69 in 1978-79 (h)
L 63-84 in 1978-79 (a)
L 59-81 in 1979-80 (a)
W 79-78 (ot) in 1979-80 (n)
L 57-65 in 1980-81 (h)
L 71-89 in 1980-81 (a)
L 70-75 in 1981-82 (a)
L 52-53 in 1981-82 (h)
L 65-84 in 1982-83 (a)
W 77-63 in 1982-83 (h)
W 78-74 in 1983-84 (h)
L 63-68 in 1983-84 (a)
L 69-78 in 1984-85 (a)
L 47-67 in 1984-85 (h)
L 69-70 in 1985-86 (h)
L 87-96 in 1985-86 (a)
W 82-77 in 1986-87 (h)
L 65-70 in 1986-87 (a)
L 71-86 in 1986-87 (n)
W 86-70 in 1987-88 (h)
L 82-84 (2ot) in 1987-88 (a)
W 71-69 in 1988-89 (a)
W 82-74 (ot) in 1988-89 (h)
L 59-71 in 1989-90 (a)
W 59-48 in 1989-90 (h)
W 87-55 in 1990-91 (h)
W 60-59 in 1990-91 (a)
W 64-58 in 1991-92 (a)
W 78-66 in 1991-92 (h)
L 67-68 in 1992-93 (h)
L 51-56 in 1992-93 (a)
W 67-65 in 1993-94 (h)
W 76-61 in 1993-94 (a)
W 65-51 in 1994-95 (a)
W 74-65 in 1994-95 (h)
L 71-74 in 1995-96 (a)
W 71-56 in 1995-96 (h)
W 78-67 in 1996-97 (h)
L 61-75 in 1996-97 (a)
W 74-72 in 1997-98 (a)
W 93-70 in 1997-98 (h)
W 67-60 in 1998-99 (h)
W 89-57 in 1998-99 (a)
W 92-62 in 1999-00 (h)
W 77-52 in 1999-00 (a)
W 94-63 in 2000-01 (a)
W 99-79 in 2000-01 (h)
W 105-60 in 2001-02 (h)
W 91-65 in 2001-02 (a)
L 68-73 in 2002-03 (a)
W 78-69 in 2002-03 (h)
W 85-72 in 2003-04 (h)
L 62-75 in 2003-04 (a)
W 77-66 in 2003-04 (n)
L 73-76 in 2004-05 (a)
W 77-67 in 2004-05 (h)
L 63-66 in 2004-05 (n)
W 76-67 in 2005-06 (h)
L 57-75 in 2005-06 (a)
W 78-77 in 2006-07 (h)
L 52-64 in 2006-07 (a)
Biggest Win: 45 points (105-60),
2001-02
Biggest Loss: 31 points (59-80),
1975-76
Current Streak: 1, Washington

Washington State (63-55)

L 18-36 in 1916-17 (h)
L 15-23 in 1916-17 (h)
W 30-29 in 1919-20 (h)
L 24-25 in 1919-20 (h)
W 42-37 in 1920-21 (a)
W 36-20 in 1920-21 (a)
L 16-21 in 1921-22 (h)
L 13-15 in 1921-22 (h)
W 31-28 in 1936-37 (a)
W 41-40 in 1936-37 (a)
L 43-46 in 1940-41 (a)

L 40-44 in 1940-41 (a)
W 81-76 in 1955-56 (a)
L 67-69 in 1955-56 (h)
W 60-51 in 1956-57 (h)
W 80-62 in 1956-57 (h)
L 51-64 in 1957-58 (a)
W 58-53 in 1957-58 (h)
W 59-40 in 1958-59 (a)
W 59-58 in 1958-59 (h)
W 57-44 in 1959-60 (h)
W 67-58 (ot) in 1959-60 (a)
L 50-51 in 1960-61 (h)
L 63-83 in 1960-61 (a)
W 67-51 in 1961-62 (h)
W 80-69 in 1963-64 (a)
W 84-48 in 1963-64 (a)
W 81-55 in 1963-64 (h)
W 73-46 in 1964-65 (h)
L 58-59 in 1964-65 (a)
W 88-77 in 1965-66 (n)
L 58-61 in 1965-66 (a)
W 80-61 in 1965-66 (h)
L 58-82 in 1966-67 (a)
W 71-70 (ot) in 1966-67 (h)
L 71-87 in 1967-68 (h)
L 75-87 in 1967-68 (a)
L 66-71 in 1968-69 (h)
L 68-69 in 1968-69 (a)
L 62-72 in 1969-70 (a)
L 62-85 in 1969-70 (h)
L 55-65 in 1970-71 (n)
W 77-70 in 1970-71 (h)
L 79-89 in 1970-71 (a)
W 76-54 in 1971-72 (h)
L 66-68 in 1971-72 (a)
L 49-61 in 1972-73 (a)
W 59-44 in 1972-73 (h)
W 65-51 in 1973-74 (h)
W 72-51 in 1973-74 (a)
W 71-58 in 1974-75 (a)
W 92-70 in 1974-75 (h)
L 60-62 in 1975-76 (h)
L 79-91 in 1975-76 (a)
L 68-80 in 1976-77 (h)
L 52-69 in 1976-77 (h)
L 59-62 in 1977-78 (h)
L 64-67 in 1977-78 (a)
L 52-72 in 1978-79 (h)
L 47-69 in 1978-79 (a)
L 74-102 in 1979-80 (a)
L 75-93 in 1979-80 (h)
W 62-60 in 1980-81 (h)
L 58-59 in 1980-81 (a)
L 58-63 in 1981-82 (a)
L 54-62 in 1981-82 (h)
L 63-67 in 1982-83 (h)
L 69-79 in 1982-83 (h)
W 68-65 in 1983-84 (h)
L 61-65 in 1983-84 (a)
L 59-71 in 1984-85 (a)
L 68-78 in 1984-85 (h)
W 84-67 in 1985-86 (h)
L 66-69 in 1985-86 (a)
W 93-76 in 1986-87 (h)
L 64-74 in 1986-87 (a)
L 68-70 (ot) in 1987-88 (h)
W 51-50 in 1987-88 (a)
W 85-43 in 1988-89 (a)
W 65-53 in 1988-89 (h)
W 69-49 in 1989-90 (a)
W 68-54 in 1989-90 (h)
W 94-63 in 1990-91 (h)
L 68-74 in 1990-91 (a)
L 59-67 in 1991-92 (a)
W 85-70 in 1991-92 (h)
L 59-64 in 1992-93 (h)
L 54-87 in 1992-93 (a)
W 75-64 in 1993-94 (h)
L 71-77 in 1993-94 (a)

Records vs. Opponents

L 63-77 in 1994-95 (a)
 W 79-72 in 1994-95 (h)
 W 78-67 in 1995-96 (a)
 L 59-68 in 1995-96 (h)
 W 81-61 in 1996-97 (h)
 W 76-63 in 1996-97 (a)
 W 82-72 in 1997-98 (a)
 W 72-56 in 1997-98 (h)
 W 94-45 in 1998-99 (h)
 W 64-58 in 1998-99 (a)
 W 63-38 in 1999-00 (h)
 W 89-52 in 1999-00 (a)
 W 72-61 in 2000-01 (a)
 W 75-64 in 2000-01 (h)
 W 83-50 in 2001-02 (h)
 W 76-63 in 2001-02 (a)
 W 73-68 (ot) in 2002-03 (a)
 W 72-54 in 2002-03 (h)
 W 73-51 in 2003-04 (h)
 W 63-61 in 2003-04 (a)
 W 68-47 in 2003-04 (n)
 L 51-60 in 2004-05 (a)
 L 48-59 in 2004-05 (h)
 W 60-58 in 2004-05 (n)
 W 69-59 in 2005-06 (h)
 W 39-37 in 2005-06 (a)
 W 71-68 (ot) in 2006-07 (h)
 L 45-58 in 2006-07 (a)
Biggest Win: 49 points (94-45), 1998-99
Biggest Loss: 33 points (54-87), 1992-93
Current Streak: 1, Washington State

Western Kentucky (1-1)
 L 66-76 in 1956-57 (n)
 W 84-68 in 2001-02 (n)
Biggest Win: 16 points (84-68), 2001-02
Biggest Loss: 10 points (66-76), 1956-57
Current Streak: 1, Stanford

West Virginia (0-1)
 L 47-66 in 1959-60 (n)
Biggest Loss: 19 points (47-66), 1959-60
Current Streak: 1, West Virginia

Western Michigan (2-0)
 W 80-62 in 1983-84 (h)
 W 83-65 in 1997-98 (n)
Biggest Win: 18 points, twice
Current Streak: 2, Stanford

Western Washington (1-0)
 W 83-61 in 1986-87 (h)
Biggest Win: 22 points (83-61), 1986-87
Current Streak: 1, Stanford

Whittier (1-1)
 L 21-37 in 1913-14 (a)
 W 46-12 in 1914-15 (h)
Biggest Win: 34 points (46-12), 1914-15
Biggest Loss: 16 points (21-37), 1913-14
Current Streak: 1, Stanford

William & Mary (1-0)
 W 87-64 in 1987-88 (h)
Biggest Win: 23 points (87-64), 1987-88
Current Streak: 1, Stanford

Wisconsin (6-3)
 W 39-26 in 1939-40 (a)
 W 65-53 in 1955-56 (h)
 L 60-61 in 1959-60 (a)
 W 86-67 in 1974-75 (a)
 L 64-70 in 1975-76 (n)
 W 70-66 in 1976-77 (h)
 W 80-72 in 1990-91 (a)
 L 73-80 in 1993-94 (a)
 W 95-78 in 1994-95 (h)

Biggest Win: 19 points (86-67), 1974-75
Biggest Loss: 7 points (73-80), 1993-94
Current Streak: 1, Stanford

Wisconsin Superior (1-0)
 W 77-69 in 1980-81 (h)
Biggest Win: 8 points (77-69), 1980-81
Current Streak: 1, Stanford

Wyoming (3-4)
 L 24-41 in 1932-33 (a)
 W 81-62 in 1962-63 (h)
 W 88-75 in 1964-65 (h)
 L 73-87 in 1968-69 (a)
 L 74-84 in 1969-70 (h)
 W 54-52 in 1979-80 (h)
 L 51-73 in 1980-81 (a)
Biggest Win: 19 points (81-62), 1962-63
Biggest Loss: 22 points (51-73), 1980-81
Current Streak: 1, Wyoming

Xavier (1-0)
 W 63-62 in 2002-03 (h)
Biggest Win: 1 point (63-62), 2002-03
Current Streak: 1, Stanford

Yale (4-0)
 W 78-62 in 1948-49 (n, at SF)
 W 129-108 in 1985-86 (h)
 W 69-51 in 1990-91 (h)
 W 79-56 in 2002-03 (h)
Biggest Win: 23 points (79-56), 2002-03
Biggest Loss: —
Current Streak: 4, Stanford



Fred Washington averaged 8.2 points while adding a team-leading 3.6 assists per game.

Stanford's Oldest Rivals

Opponent	Series Started	Games
1. California	1913-14	246
2. USC	1916-17	231
3. UCLA	1924-25	216
4. Oregon	1921-22	126
Washington	1936-37	126
6. Oregon State	1915-16	124
7. Washington State	1916-17	118
8. Santa Clara	1914-15	74
9. Arizona	1937-38	73
10. San Francisco	1913-14	65
11. Arizona State	1957-58	62
12. Saint Mary's	1913-14	55
13. San Jose State	1924-25	50
14. Pacific	1913-14	34
15. Nevada	1913-14	29



Peter Prowitt earned First Team Pac-10 All-Academic honors during the 2006-07 season.

Records vs. Conference

(using 2007-08 conference alignments)

ACC (11-19)

Team	Overall	Streak	NCAA	NIT
Boston College	0-1	Lost 1	0-0	0-0
Clemson	0-0	—	0-0	0-0
Duke	2-0	Won 2	0-0	0-0
Florida State	0-0	—	0-0	0-0
Georgia Tech	2-1	Won 2	0-0	0-0
Maryland	0-3	Lost 3	0-1	0-0
Miami	1-1	Won 1	0-0	0-0
North Carolina	0-10	Lost 10	0-1	0-0
North Carolina State	0-0	—	0-0	0-0
Virginia	5-1	Won 4	0-0	0-1
Virginia Tech	0-2	Lost 2	0-0	0-0
Wake Forest	1-0	Won 1	1-0	0-0
Totals	11-19	—	1-2	0-1

America East (2-0)

Team	Overall	Streak	NCAA	NIT
Albany	0-0	—	0-0	0-0
Binghamton	0-0	—	0-0	0-0
Boston University	1-0	Won 1	0-0	0-0
Hartford	0-0	—	0-0	0-0
Maine	0-0	—	0-0	0-0
Md.- Baltimore Cty.	0-0	—	0-0	0-0
New Hampshire	1-0	Won 1	0-0	0-0
Stony Brook	0-0	—	0-0	0-0
Vermont	0-0	—	0-0	0-0
Totals	2-0	—	0-0	0-0

Atlantic Sun (2-1)

Team	Overall	Streak	NCAA	NIT
Belmont	1-0	Won 1	0-0	0-0
Campbell	0-0	—	0-0	0-0
East Tennessee St.	0-0	—	0-0	0-0
Gardner-Webb	0-0	—	0-0	0-0
Jacksonville	0-0	—	0-0	0-0
Kennesaw State	0-0	—	0-0	0-0
Lipscomb	0-0	—	0-0	0-0
Mercer	0-1	Lost 1	0-0	0-0
North Florida	0-0	—	0-0	0-0
Stetson	1-0	Won 1	0-0	0-0
Totals	2-1	—	0-0	0-0

Atlantic-10 (22-10)

Team	Overall	Streak	NCAA	NIT
Charlotte	1-0	Won 1	1-0	0-0
Dayton	0-0	—	0-0	0-0
Duquesne	1-0	Won 1	0-0	0-0
Fordham	3-1	Won 1	0-0	0-0
George Washington	2-1	Won 1	0-0	0-0
LaSalle	1-2	Won 1	0-0	0-0
Massachusetts	2-2	Lost 2	0-2	1-0
Rhode Island	3-0	Won 3	1-0	0-0
Richmond	0-2	Lost 2	0-0	0-0
Saint Louis	2-0	Won 2	0-0	0-0
St. Bonaventure	0-0	—	0-0	0-0
St. Joseph's	1-0	Won 1	1-0	0-0
Temple	5-2	Won 2	0-0	0-0
Xavier	1-0	Won 1	0-0	0-0
Totals	22-10	—	3-2	1-0

Big East (10-26)

Team	Overall	Streak	NCAA	NIT
Cincinnati	1-2	Won 1	1-0	0-0
Connecticut	0-4	Lost 4	0-1	0-0
DePaul	1-1	Lost 1	0-0	0-0
Georgetown	0-1	Lost 1	0-0	0-0
Louisville	0-2	Lost 2	0-1	0-0
Marquette	0-4	Lost 4	0-0	0-0
Notre Dame	0-3	Lost 3	0-0	0-0
Pittsburgh	1-1	Won 1	0-0	0-0
Providence	1-1	Lost 1	0-0	0-0
Rutgers	1-1	Lost 1	0-0	0-0
St. John's	1-1	Won 1	0-0	0-0
Seton Hall	4-3	Won 2	0-0	0-0
South Florida	0-0	—	0-0	0-0
Syracuse	0-0	—	0-0	0-0
Villanova	0-1	Lost 1	0-0	0-0
West Virginia	0-1	Lost 1	0-0	0-0
Totals	10-26	—	1-2	0-0

Big Sky (9-2)

Team	Overall	Streak	NCAA	NIT
Eastern Washington	0-0	—	0-0	0-0
Idaho State	0-0	—	0-0	0-0
Montana	3-2	Lost 1	0-0	0-0
Montana State	2-0	Won 2	0-0	0-0
Northern Arizona	0-0	—	0-0	0-0
Northern Colorado	0-0	—	0-0	0-0
Portland State	1-0	Won 1	0-0	0-0
Sacramento State	3-0	Won 3	0-0	0-0
Weber State	0-0	—	0-0	0-0
Totals	9-2	—	0-0	0-0

Big South (0-0)

Team	Overall	Streak	NCAA	NIT
Charleston Southern	0-0	0-0	0-0	0-0
Coastal Carolina	0-0	0-0	0-0	0-0
High Point	0-0	0-0	0-0	0-0
Liberty	0-0	0-0	0-0	0-0
UNC Asheville	0-0	0-0	0-0	0-0
Radford	0-0	0-0	0-0	0-0
VMI	0-0	0-0	0-0	0-0
Winthrop	0-0	0-0	0-0	0-0
Totals	0-0	0-0	0-0	0-0

Big Ten (23-26)

Team	Overall	Streak	NCAA	NIT
Illinois	2-4	Won 2	0-0	0-0
Indiana	0-4	Lost 4	0-0	0-0
Iowa	3-5	Won 1	0-0	0-0
Michigan	3-1	Won 3	0-0	0-0
Michigan State	2-4	Lost 1	0-0	0-0
Minnesota	0-4	Lost 4	0-0	0-0
Northwestern	2-1	Won 2	0-0	0-0
Ohio State	3-0	Won 3	0-0	0-0
Penn State	0-0	—	0-0	0-0
Purdue	2-0	Won 2	1-0	0-0
Wisconsin	6-3	Won 1	0-0	1-0
Totals	23-26	—	1-0	1-0

Big 12 (21-17)

Team	Overall	Streak	NCAA	NIT
Baylor	2-0	Won 2	0-0	0-0
Colorado	5-3	Won 1	1-0	1-0
Iowa State	1-0	Won 1	0-0	0-0
Kansas	2-8	Won 1	0-1	0-0
Kansas State	0-1	Lost 1	0-0	0-0
Missouri	0-0	—	0-0	0-0
Nebraska	6-3	Lost 1	0-0	0-0
Oklahoma	2-1	Won 2	1-0	1-0
Oklahoma State	0-0	—	0-0	0-0
Texas	1-1	Lost 1	0-0	0-0
Texas A&M	1-0	Won 1	0-0	0-0
Texas Tech	1-0	Won 1	0-0	0-0
Totals	21-17	—	2-1	2-0

Big West (68-9)

Team	Overall	Streak	NCAA	NIT
Cal State Fullerton	0-0	—	0-0	0-0
Cal State Northridge	3-0	Won 3	0-0	0-0
Cal Poly	4-1	Won 4	0-0	0-0
Long Beach State	3-0	Won 3	0-0	1-0
Pacific	31-3	Won 16	0-0	0-0
UC Davis	13-1	Won 1	0-0	0-0
UC Irvine	5-1	Lost 1	0-0	0-0
UC Riverside	4-0	Won 4	0-0	0-0
UC Santa Barbara	5-3	Won 3	0-0	0-0
Totals	68-9	—	0-0	1-0

CAA (2-0)

Team	Overall	Streak	NCAA	NIT
Delaware	0-0	—	0-0	0-0
Drexel	0-0	—	0-0	0-0
George Mason	0-0	—	0-0	0-0
Georgia State	0-0	—	0-0	0-0
Hofstra	0-0	—	0-0	0-0
James Madison	0-0	—	0-0	0-0
Northeastern	0-0	—	0-0	0-0
Old Dominion	1-0	Won 1	0-0	0-0
Towson	0-0	—	0-0	0-0
UNC Wilmington	0-0	—	0-0	0-0
VCU	0-0	—	0-0	0-0
William & Mary	1-0	Won 1	0-0	0-0
Totals	2-0	—	0-0	0-0

Records vs. Conference

Conference USA (15-4)

Team	Overall	Streak	NCAA	NIT
Central Florida	1-0	Won 1	0-0	0-0
East Carolina	0-0	—	0-0	0-0
Houston	1-2	Won 1	0-0	1-0
Marshall	0-0	—	0-0	0-0
Memphis	1-0	Won 1	0-0	0-0
Rice	8-0	Won 8	1-0	1-0
SMU	2-0	Won 2	0-0	0-0
Southern Mississippi	0-0	—	0-0	0-0
Tulane	1-2	Won 1	0-0	0-0
Tulsa	0-0	—	0-0	0-0
UAB	1-0	Won 1	0-0	0-0
UTEP	0-0	—	0-0	0-0
Totals	15-4	—	1-0	2-0

Horizon (4-0)

Team	Overall	Streak	NCAA	NIT
Butler	1-0	Won 1	0-0	0-0
Cleveland State	0-0	—	0-0	0-0
Detroit	0-0	—	0-0	0-0
Illinois-Chicago	0-0	—	0-0	0-0
Loyola	0-0	—	0-0	0-0
Valparaiso	3-0	Won 3	0-0	0-0
Wisc.- Green Bay	0-0	—	0-0	0-0
Wisc.- Milwaukee	0-0	—	0-0	0-0
Wright State	0-0	—	0-0	0-0
Youngstown State	0-0	—	0-0	0-0
Totals	4-0	—	0-0	0-0

Ivy League (25-8)

Team	Overall	Streak	NCAA	NIT
Brown	2-0	Won 2	0-0	0-0
Columbia	3-1	Won 2	0-0	0-0
Cornell	2-1	Won 2	0-0	0-0
Dartmouth	5-1	Won 5	1-0	1-0
Harvard	8-0	Won 8	0-0	0-0
Penn	0-2	Lost 2	0-0	0-0
Princeton	1-3	Won 1	0-0	0-0
Yale	4-0	Won 4	0-0	0-0
Totals	25-8	—	1-0	1-0

MAC (3-2)

Team	Overall	Streak	NCAA	NIT
Akron	0-0	—	0-0	0-0
Ball State	0-0	—	0-0	0-0
Bowling Green	1-0	Won 1	0-0	0-0
Buffalo	0-0	—	0-0	0-0
Central Michigan	0-0	—	0-0	0-0
Eastern Michigan	0-0	—	0-0	0-0
Kent State	0-0	—	0-0	0-0
Miami (Ohio)	0-1	Lost 1	0-0	0-0
Northern Illinois	0-0	—	0-0	0-0
Ohio	0-1	Lost 1	0-0	0-0
Toledo	0-0	—	0-0	0-0
Western Michigan	2-0	Won 2	1-0	0-0
Totals	3-2	—	1-0	0-0

MAAC (8-1)

Team	Overall	Streak	NCAA	NIT
Canisius	1-0	Won 1	0-0	0-0
Fairfield	0-0	—	0-0	0-0
Iona	0-0	—	0-0	0-0
Loyola (Md.)	1-0	Won 1	0-0	0-0
Manhattan	2-0	Won 2	0-0	0-0
Marist	0-0	—	0-0	0-0
Niagara	0-0	—	0-0	0-0
Rider	1-0	Won 1	0-0	0-0
St. Peter's	1-0	Won 1	0-0	0-0
Siena	2-1	Won 2	0-1	0-0
Totals	8-1	—	0-1	0-0

MEAC (2-0)

Team	Overall	Streak	NCAA	NIT
Bethune-Cookman	0-0	—	0-0	0-0
Coppin State	0-0	—	0-0	0-0
Delaware State	0-0	—	0-0	0-0
Florida A & M	0-0	—	0-0	0-0
Hampton	0-0	—	0-0	0-0
Howard	1-0	Won 1	0-0	0-0
Md.-Eastern Shore	0-0	—	0-0	0-0
Morgan State	0-0	—	0-0	0-0
Norfolk State	0-0	—	0-0	0-0
North Carolina A&T	0-0	—	0-0	0-0
South Carolina State	1-0	Won 1	0-0	0-0
Totals	2-0	—	0-0	0-0

Missouri Valley (5-4)

Team	Overall	Streak	NCAA	NIT
Bradley	2-3	Won 2	1-0	0-0
Creighton	1-1	Lost 1	0-0	0-0
Drake	0-0	—	0-0	0-0
Evansville	0-0	—	0-0	0-0
Illinois State	0-0	—	0-0	0-0
Indiana State	0-0	—	0-0	0-0
Missouri State	1-0	Lost 1	0-0	0-1
Northern Iowa	0-0	—	0-0	0-0
Southern Illinois	1-0	—	0-0	1-0
Wichita State	0-0	—	0-0	0-0
Totals	5-4	—	1-0	1-1

Mountain West (29-32)

Team	Overall	Streak	NCAA	NIT
Air Force	5-6	Lost 1	0-0	0-0
BYU	2-4	Won 1	0-0	0-0
Colorado State	4-2	Won 4	0-0	0-0
New Mexico	2-1	Won 2	0-0	0-0
San Diego State	4-0	Won 4	0-0	0-0
TCU	0-0	—	0-0	0-0
UNLV	2-1	Won 2	0-0	0-0
Utah	7-14	Lost 2	0-1	0-0
Wyoming	3-4	Lost 1	0-0	0-0
Totals	29-32	—	0-1	0-0

Northeast (3-0)

Team	Overall	Streak	NCAA	NIT
Central Conn. St.	0-0	—	0-0	0-0
Fairleigh Dickinson	0-0	—	0-0	0-0
Long Island	2-0	Won 2	0-0	0-0
Monmouth	0-0	—	0-0	0-0
Mt. St. Mary's	0-0	—	0-0	0-0
Quinnipiac	0-0	—	0-0	0-0
Robert Morris	0-0	—	0-0	0-0
Sacred Heart	1-0	Won 1	0-0	0-0
St. Francis (N.Y.)	0-0	—	0-0	0-0
St. Francis (Pa.)	0-0	—	0-0	0-0
Wagner	0-0	—	0-0	0-0
Totals	3-0	—	0-0	0-0

Ohio Valley (0-0)

Team	Overall	Streak	NCAA	NIT
Austin Peay	0-0	—	0-0	0-0
Eastern Illinois	0-0	—	0-0	0-0
Eastern Kentucky	0-0	—	0-0	0-0
Jacksonville State	0-0	—	0-0	0-0
Morehead State	0-0	—	0-0	0-0
Murray State	0-0	—	0-0	0-0
Samford	0-0	—	0-0	0-0
Southeast Miss. St.	0-0	—	0-0	0-0
Tennessee-Martin	0-0	—	0-0	0-0
Tennessee State	0-0	—	0-0	0-0
Tennessee Tech	0-0	—	0-0	0-0
Totals	0-0	—	0-0	0-0

Pac-10 (644-678)

Team	Overall	Streak	NCAA	NIT
Arizona	25-48	Lost 6	0-0	0-0
Arizona State	36-26	Won 4	0-0	0-0
California	109-137	Won 1	0-0	0-0
Oregon	84-42	Won 1	0-0	0-0
Oregon State	56-68	Won 4	0-0	0-0
UCLA	89-127	Lost 1	0-0	0-0
USC	115-116	Lost 2	0-0	0-0
Washington	67-59	Lost 1	0-0	0-0
Washington State	63-55	Lost 1	0-0	0-0
Totals	644-678	—	0-0	0-0

Records vs. Conference

Patriot League (12-0)

Team	Overall	Streak	NCAA	NIT
American	3-0	Won 3	0-0	0-0
Army	1-0	Won 1	0-0	0-0
Bucknell	0-0	—	0-0	0-0
Colgate	2-0	Won 2	0-0	0-0
Holy Cross	0-0	—	0-0	0-0
Lafayette	1-0	Won 1	0-0	0-0
Lehigh	2-0	Won 2	0-0	0-0
Navy	3-0	Won 3	0-0	0-0
Totals	12-0	—	0-0	0-0

SEC (14-9)

Team	Overall	Streak	NCAA	NIT
Alabama	0-2	Lost 2	0-2	0-0
Arkansas	1-0	Won 1	0-0	0-0
Auburn	1-0	Won 1	0-0	0-0
Florida	4-0	Won 4	0-0	0-0
Georgia	2-0	Won 2	0-0	0-0
Kentucky	0-2	Lost 2	0-1	0-0
LSU	2-2	Lost 2	0-0	0-0
Mississippi	0-0	—	0-0	0-0
Mississippi State	1-1	Lost 1	0-1	0-0
South Carolina	1-0	Won 1	0-0	0-0
Tennessee	0-2	Lost 2	0-0	0-0
Vanderbilt	2-0	Won 2	0-0	0-0
Totals	14-9	—	0-4	0-0

Southern (7-1)

Team	Overall	Streak	NCAA	NIT
Appalachian State	0-0	—	0-0	0-0
Chattanooga	0-0	—	0-0	0-0
College of Charleston	1-1	Won 1	1-0	0-0
Davidson	1-0	Won 1	0-0	0-0
Elon	1-0	Won 1	0-0	0-0
Furman	2-0	Won 2	0-0	0-0
Georgia Southern	0-0	—	0-0	0-0
The Citadel	0-0	—	0-0	0-0
UNC Greensboro	2-0	Won 2	1-0	0-0
Western Carolina	0-0	—	0-0	0-0
Wofford	0-0	—	0-0	0-0
Totals	7-1	—	2-0	0-0

Southland (2-0)

Team	Overall	Streak	NCAA	NIT
Central Arkansas	0-0	—	0-0	0-0
Lamar	0-0	—	0-0	0-0
McNeese State	1-0	Won 1	0-0	0-0
Nicholls State	0-0	—	0-0	0-0
Northwestern State	0-0	—	0-0	0-0
Sam Houston State	0-0	—	0-0	0-0
Southeast Louisiana	0-0	—	0-0	0-0
Stephen F. Austin	0-0	—	0-0	0-0
Texas State	0-0	—	0-0	0-0
Texas-Arlington	0-0	—	0-0	0-0
Texas-San Antonio	1-0	Won 1	1-0	0-0
Texas A&M-CC	0-0	—	0-0	0-0
Totals	2-0	—	1-0	0-0

SWAC (1-0)

Team	Overall	Streak	NCAA	NIT
Alabama A & M	0-0	—	0-0	0-0
Alabama State	0-0	—	0-0	0-0
Alcorn State	1-0	Won 1	1-0	0-0
Arkansas-Pine Bluff	0-0	—	0-0	0-0
Grambling State	0-0	—	0-0	0-0
Jackson State	0-0	—	0-0	0-0
Miss. Valley State	0-0	—	0-0	0-0
Prairie View A & M	0-0	—	0-0	0-0
Southern	0-0	—	0-0	0-0
Texas Southern	0-0	—	0-0	0-0
Totals	1-0	—	1-0	0-0

Summit (5-0)

Team	Overall	Streak	NCAA	NIT
Centenary	1-0	Won 1	0-0	0-0
IPFW	0-0	—	0-0	0-0
IUPUI	0-0	—	0-0	0-0
Missouri-Kansas City	1-0	Won 1	0-0	0-0
North Dakota State	0-0	—	0-0	0-0
Oakland	0-0	—	0-0	0-0
Oral Roberts	0-0	—	0-0	0-0
South Dakota State	0-0	—	0-0	0-0
Southern Utah	3-0	Won 3	0-0	0-0
Western Illinois	0-0	—	0-0	0-0
Totals	5-0	—	0-0	0-0

Sun Belt (9-3)

Team	Overall	Streak	NCAA	NIT
Arkansas-Little Rock	0-0	—	0-0	0-0
Arkansas State	0-0	—	0-0	0-1
Denver	7-2	Won 4	0-0	0-0
Florida Atlantic	0-0	—	0-0	0-0
Florida International	1-0	Won 1	0-0	0-0
Louisiana-Lafayette	0-0	—	0-0	0-0
Louisiana-Monroe	0-0	—	0-0	0-0
Middle Tenn. State	0-0	—	0-0	0-0
New Orleans	0-0	—	0-0	0-0
North Texas	0-0	—	0-0	0-0
South Alabama	0-0	—	0-0	0-0
Troy	0-0	—	0-0	0-0
Western Kentucky	1-1	Won 1	1-0	0-0
Totals	9-3	—	1-0	0-1

WCC (143-69)

Team	Overall	Streak	NCAA	NIT
Gonzaga	2-4	Lost 2	0-1	0-1
Loyola Marymount	5-0	Won 5	0-0	0-0
Pepperdine	0-0	—	0-0	0-0
Portland	1-2	Lost 2	0-0	0-0
Saint Mary's	40-15	Won 3	0-0	0-0
San Diego	3-1	Won 3	1-0	0-0
San Francisco	44-21	Won 2	0-0	0-0
Santa Clara	48-26	Lost 2	0-0	0-0
Totals	143-69	—	1-1	0-1

WAC (83-31)

Team	Overall	Streak	NCAA	NIT
Boise State	0-0	—	0-0	0-0
Fresno State	7-1	Won 7	0-0	0-0
Hawai'i	8-3	Won 1	0-0	0-1
Idaho	6-3	Won 1	0-0	0-0
Louisiana Tech	1-0	Won 1	0-0	0-0
Nevada	20-9	Won 5	0-0	0-0
New Mexico State	0-0	—	0-0	0-0
San Jose State	38-12	Won 3	0-0	0-0
Utah State	3-3	Lost 2	0-0	0-0
Totals	83-31	—	0-0	0-1



Year-by-Year Results

J19 * at USC 33-26 W
 Olympic Club 32-27 L
 * California (at Oakland) 23-41 W
 * at UCLA 34-26 W
 * at UCLA 32-24 W
 St. Ignatius 23-30 L
 * California 17-19 L
 F15 * USC 31-21 W
 F16 * USC 28-25 W
 * California (at Oakland) 18-27 L

1929-30

Record: 10-9
PCC (South): 2-7 (4th)
H: 7-5 A: 3-2 N: 0-2
Coach: E.P. Hunt
Notes: Harlow Rotherth captained the team for a second straight season.
 YMI (at Kezar) 26-38 L
 at Nevada 26-15 W
 at Nevada 33-24 W
 Oregon State 24-29 L
 Saint Mary's 31-23 W
 San Jose State 49-14 W
 Pacific 55-23 W
 * at UCLA 30-63 L
 J17 * at USC 35-23 W
 J18 * at USC 18-36 L
 * California 30-36 L
 Olympic Club 34-30 W
 * UCLA 40-37 W
 * UCLA 15-20 L
 St. Ignatius 34-24 W
 F8 * USC 24-30 L
 Santa Clara 32-31 W
 * California (at Oakland) 31-38 L
 * California 25-41 L

1930-31

Record: 8-9
PCC (South): 3-6 (4th)
H: 7-5 A: 0-3 N: 1-1
Coach: John W. Bunn
Notes: Stanford hired John Bunn as head coach ... Bunn played and coached under Phog Allen at Kansas ... Bunn's first game against California was successful as Stanford defeated the Golden Bears 37-32 at the Oakland Auditorium.
 San Jose State 27-22 W
 YMI 20-26 L
 Saint Mary's 45-24 W
 San Francisco 24-27 L
 Montana 34-33 W
 * at UCLA 23-32 L
 * at UCLA 26-28 L
 J16 * USC 24-27 L
 J17 * USC 28-21 W
 * California (at Oakland) 37-32 W
 Olympic Club 35-36 L
 * UCLA 29-28 W
 Pacific 44-27 W
 F7 * at USC 22-33 L
 Santa Clara 24-21 W
 * California 34-37 L
 * California (at Oakland) 32-46 L

1931-32

Record: 6-14
PCC (South): 2-9 (4th)
H: 5-9 A: 0-4 N: 1-1
Coach: John W. Bunn
Notes: Bill Doub was team captain.
 San Jose State 25-21 W
 Saint Mary's 24-38 L
 Olympic Club 25-42 L
 Olympic Club 22-28 L
 Pittsburgh 11-22 L
 Oregon State 45-26 W
 San Francisco (2nd team) 15-23 L
 San Francisco (at Kezar) 27-26 W
 Santa Clara 30-26 W
 * UCLA 25-22 W
 * UCLA 31-26 W
 J15 * USC 28-35 L
 J16 * USC 24-28 L
 * California 19-25 L
 * at UCLA 31-35 L
 * at UCLA 18-28 L
 F5 * at USC 29-37 L
 F6 * at USC 19-32 L
 * California (at Oakland) 16-33 L
 * California 18-29 L

1932-33

Record: 9-18
PCC (South): 3-8 (3rd)
H: 4-6 A: 5-12 N: 0-0
Coach: John W. Bunn
Notes: During Christmas vacation, Stanford played 11 road games in 14 days ... Tom Cordy captained the team.
 at Nevada 24-25 L
 at Utah 30-38 L
 at Utah 41-37 W
 at Colorado State 24-32 L
 at Colorado 25-21 W
 at Colorado 24-29 L
 at Kansas 20-38 L
 at Kansas 17-38 L
 at Kansas 28-34 L
 at Nebraska 21-17 W
 at Wyoming 24-41 L
 San Francisco 25-30 L
 Saint Mary's 22-18 W
 J13 * at USC 25-30 L
 J14 * at USC 36-38 L
 Olympic Club 35-37 L
 * at California 22-37 L
 * UCLA 36-44 L
 * UCLA 41-38 W
 Santa Clara 27-25 W
 * California 18-28 L
 F11 * USC 18-34 L
 F12 * USC 28-36 L
 Meiji Univ. of Japan 41-17 W
 * at UCLA 40-38 W
 * at UCLA 41-35 W
 * at California 23-41 L

1933-34

Record: 8-12
PCC (South): 5-7 (3rd)
H: 4-7 A: 4-4 N: 0-1
Coach: John W. Bunn
Notes: Hal Edelen captained the team ... Head coach John Bunn picked up his first victory over California since the 1931 season.
 at San Jose State 35-28 W
 at Pacific 21-22 L
 Saint Mary's 34-32 W
 Utah Aggie College 35-46 L
 Utah (at SF) 24-48 L
 * at UCLA 45-26 W
 * at UCLA 31-32 L
 Santa Clara 26-36 L
 * California 34-43 L
 Olympic Club 23-45 L
 J26 * at USC 24-36 L
 J27 * at USC 35-31 W
 San Francisco 24-18 W
 * at California 25-42 L
 * UCLA 31-28 W
 * UCLA 39-34 W
 F16 * USC 22-28 L
 F17 * USC 22-33 L
 * at California 34-20 W
 * California 15-43 L

1934-35

Record: 9-17
PCC (South): 4-8 (T3rd)
H: 6-2 A: 3-15 N: 0-0
Coach: John W. Bunn
Notes: Bryan S. "Dinty" Moore was the team's leading scorer and selected as a guard on the all-conference team.
 at San Jose State 25-28 L
 at Utah 37-46 L
 at Utah 58-38 W
 at Kansas City Oilers 25-44 L
 at Notre Dame 19-29 L
 at Michigan State 18-25 L
 at Marquette 26-39 L
 at Iowa 28-38 L
 at Nebraska 35-30 W
 at Creighton 33-29 W
 at Creighton 26-31 L
 J11 * USC 30-40 L
 J12 * USC 38-36 W
 * at California 31-45 L
 Saint Mary's 41-30 W
 at Olympic Club 34-50 L
 * at UCLA 27-34 L
 * at UCLA 32-38 L
 * California 31-37 L
 Santa Clara 33-28 W
 at San Francisco 48-33 W
 F8 * at USC 40-55 L

F9 * at USC 29-39 L
 * California 38-34 W
 * UCLA 33-28 W
 * UCLA 35-16 W
 * at California 43-50 L

1935-36

Record: 22-7
PCC (South): 8-4 (T1st)
H: 14-1 A: 3-5 N: 5-1
Coach: John W. Bunn
Notes: A tournament was held to determine which team would represent the west in the finals of the Olympic Games tryouts at Madison Square Garden, but the Cardinal lost a 33-23 contest to Oregon State before beating USC 43-42 in the consolation game to end the season.
 Pacific 71-20 W
 Utah State (at SF) 73-34 W
 Santa Clara (at SF) 46-23 W
 Olympic Club 37-25 W
 D27 at Washington 28-32 L
 D28 at Washington 38-49 L
 at San Jose State 53-29 W
 Utah (at SF) 74-46 W
 Nebraska (at SF) 42-39 W
 * UCLA 44-30 W
 * UCLA 37-44 L
 * California 35-39 L
 J24 * USC 32-25 W
 J25 * USC 51-47 W
 * at California 35-39 L
 Saint Mary's 59-27 W
 * at UCLA 45-32 W
 * at UCLA 39-35 W
 * at California 30-63 L
 SF State Teachers 38-25 W
 San Francisco 45-36 W
 F15 * USC (1) 36-45 L
 F20 * USC (1) 46-42 W
 * California 40-26 W
 USC 39-36 W
 M13 Washington (at SF) 60-39 W
 M14 Washington 48-38 W
 Oregon State (2) 23-33 L
 USC (2) 43-42 W

(1) at Los Angeles, CA
 (2) Olympic Trails Regional at Seattle, WA

1936-37

Record: 25-2
PCC (South): 10-2 (1st)
H: 10-1 A: 12-1 N: 3-1
Coach: John W. Bunn
Notes: Stanford ended Long Island University's 43-game winning streak in a game played on Dec. 30 before a crowd of 17,263 at Madison Square Garden ... In that game, Hank Luisetti introduced the East Coast to his method of shooting with one hand ... At least 90 percent of the players in those days employed both hands in lofting the ball toward the basket ... Luisetti was named All-American for a second straight season.
 California Aggies 41-16 W
 Olympic Club 60-49 W
 at San Jose State 31-24 W
 Warrensburg St. Teachers (1) 51-31 W
 Temple 45-38 W
 Long Island (2) 45-31 W
 D30 at Camisus Reserve 39-29 W
 at Western Reserve 67-27 W
 at Hamline Univ. 58-26 W
 at Montana State 68-28 W
 * UCLA 63-40 W
 * UCLA 69-36 W
 * at California 51-35 W
 Saint Mary's 50-23 W
 * at USC 39-42 L
 * at USC 61-49 W
 * California 50-37 W
 San Francisco (SF Civic) 51-34 W
 * at UCLA 42-40 W
 * at UCLA 67-38 W
 * at California 36-32 W
 Santa Clara 54-25 W
 * USC 39-34 W
 * USC 47-38 W
 * California 31-44 L
 M26 at Washington State 31-28 W
 M27 at Washington State 41-40 W
 (1) at Kansas City, MO
 (2) at New York, N.Y.

1937-38

Record: 21-3
PCC (South): 10-2 (1st)
H: 10-1 A: 9-1 N: 2-1
Coach: John W. Bunn
Notes: Hank Luisetti was selected captain ... Stanford recorded its largest margin of victory in the school's history with a 92-27 victory over Duquesne ... Luisetti scored 50 points on Jan. 1 against Duquesne, which remains as the school's oldest record in basketball ... He later scored 46 points against Oregon ... Luisetti ended his four-year career with 1,596 points, which broke the then-national record by Glenn Roberts of Emory & Henry College ... Luisetti fouled out of only one game during his four seasons ... At the time, four fouls, rather than five at present, disqualified a player.
 Olympic Club 60-51 W
 at San Jose State 45-38 W
 D20 at Arizona 44-28 W
 at City College of NY 45-42 W
 at Long Island 49-35 W
 Temple (1) 31-35 L
 J1 Duquesne (2) 92-27 W
 J14 * USC 64-54 W
 J15 * USC 48-49 L
 * at California 44-47 L
 Saint Mary's 43-32 W
 * at UCLA 69-33 W
 * at UCLA 56-29 W
 * California 62-33 W
 San Francisco 51-30 W
 F11 * at USC 36-30 W
 F12 * at USC 48-35 W
 * California 41-39 W
 Santa Clara 56-55 W
 * UCLA 53-51 W
 * UCLA 50-33 W
 * at California 63-42 W
 M11 Oregon (SF Civic) 52-39 W
 M12 Oregon 59-51 W
 (1) at Philadelphia, PA
 (2) at Cleveland, OH

1938-39

Record: 16-9
PCC (South): 6-6 (3rd)
H: 14-7 A: 2-2 N: 0-0
Coach: Everett S. Dean
Notes: Stanford hired Everett Dean as its new head coach ... Dean had been head coach of basketball and baseball at Indiana since 1925 ... Phil Zonne was elected captain.
 San Francisco 38-20 W
 Fresno State 60-32 W
 Idaho 33-28 W
 Dartmouth 47-48 L
 D31 Oregon 50-46 W
 Nebraska 56-47 W
 Saint Mary's 47-51 L
 Santa Clara 34-37 L
 J13 * USC 42-39 W
 J14 * USC 32-45 L
 * California 29-45 L
 San Francisco State 39-29 W
 Mexico 48-31 W
 Olympic Club 47-44 W
 Pacific 52-30 W
 * UCLA 56-44 W
 * UCLA 47-21 W
 * at California 25-43 L
 Cal Aggies 30-26 W
 F17 * at USC 29-35 L
 F18 * at USC 31-53 L
 * at UCLA 38-32 W
 * at UCLA 37-33 W
 * at California 39-35 W
 * California 32-43 L

1939-40

Record: 14-9
PCC: 6-6 (2nd)
H: 8-2 A: 5-5 N: 1-2
Coach: Everett S. Dean
 San Francisco 48-23 W
 Olympic Club 49-36 W
 at Nebraska 47-48 L
 at Rutgers 71-43 W
 at Baltimore 45-43 W
 at Dartmouth 55-29 W
 Columbia (1) 55-31 W
 at Wisconsin 39-26 W
 * UCLA 53-38 W
 * UCLA 40-36 W

Year-by-Year Results



J6 * at California	54-68	L	D16 Montana (3)	68-70	L
J10 * at Oregon State	67-50	W	D17 Richmond (3)	69-83	L
J12 * at Oregon	79-87	L	D19 UC Irvine	84-57	W
J17 * Washington State	83-50	W	D21 UNLV (4)	77-66	W
J19 * Washington	105-60	W	D28 Gonzaga (5)	81-71	W
J24 * at UCLA	86-76	W	D30 Yale	79-56	W
J26 * at USC	82-90	L	J4 * at California	59-72	L
J31 * Arizona State	90-81	W	J9 * Oregon State	57-54	W
F2 * Arizona	82-88 (ot)	L	J11 * Oregon	81-57	W
F7 * Oregon	90-87 (ot)	W	J16 * at Washington State	73-68 (ot)	W
F9 * Oregon State	77-55	W	J18 * at Washington	68-73	L
F14 * at Washington	91-65	W	J23 * UCLA	52-51	W
F16 * at Washington State	76-63	W	J25 * USC	80-72	W
F21 * USC	58-77	L	J30 * at Arizona	82-77	W
F23 * UCLA	92-95	L	F1 * at Arizona State	58-57	W
F28 * at Arizona	76-71	W	F6 * at Oregon	64-79	L
M2 * at Arizona State	81-76	W	F8 * at Oregon State	84-73	W
M7 USC (6)	78-103	L	F13 * Washington	78-69	W
M14 Western Kentucky (7)	84-68	W	F15 * Washington State	72-54	W
M16 Kansas (7)	63-86	L	F20 * at USC	73-67	W

(1) John Wooden Tradition at Indianapolis, IN
(2) Dell Classic 4 Kids at Chicago, IL
(3) Stanford Invitational at Stanford, CA
(4) Las Vegas Showdown at Las Vegas, NV
(5) Pete Newell Challenge at Oakland, CA
(6) Pac-10 Tournament at Los Angeles, CA
(7) NCAA Tournament at St. Louis, MO

2002-03

Record: 24-9
Pac-10: 14-4 (2nd)
H: 14-4 A: 7-3 N: 3-3
Coach: Mike Montgomery

Starters:
F - Justin Davis (10.3 ppg, 7.8 rpg)
F - Josh Childress (14.1 ppg, 8.1 rpg)
C - Rob Little (8.8 ppg, 5.7 rpg)
G - Matt Lotich (11.3 ppg, 2.9 rpg)
G - Julius Barnes (16.0 ppg, 2.8 rpg)

Notes: Stanford earned a No. 4 seed in the NCAA Tournament ... Only 12 Stanford players in school history have ever played on four NCAA Tournament teams, including Julius Barnes (1999-00, 2000-01, 2001-02, 2002-03) ... Head coach Mike Montgomery was named Pac-10 Co-Coach of the Year along with Arizona's Lute Olson.

N18 Boston University (1)	61-57	W
N20 Xavier (1)	63-62	W
N24 Rice (1)	79-62	W
N28 Florida (2)	69-65	W
N29 North Carolina (2)	57-74	L
D14 Saint Mary's	76-58	W

2003-04

Record: 30-2
Pac-10: 17-1 (1st)
H: 14-0 A: 10-1 N: 6-1
Coach: Mike Montgomery

Starters:
F - Justin Davis (10.9 ppg, 6.6 rpg) &
F - Nick Robinson (6.1 ppg, 3.5 rpg)
F - Josh Childress (15.7 ppg, 7.5 rpg)
C - Rob Little (9.7 ppg, 5.5 rpg)
G - Matt Lotich (12.3 ppg, 3.1 rpg, 3.5 apg)
G - Chris Hernandez (10.0 ppg, 2.1 rpg, 4.3 apg)

Notes: Stanford earned a No. 1 seed in the NCAA Tournament ... Ranked No. 1 in the country for four weeks by *Associated Press* and *USA Today!* ESPN ... Notched a school-record 26-game winning streak from Nov. 22-Mar. 4 ... Josh Childress

was named Pac-10 Player of the Year, the first such honor by a Stanford player ... Mike Montgomery was named 2003-04 Pac-10 Coach of the Year, *Basketball Times* Coach of the Year, and *Sports Illustrated* Coach of the Year.

N22 Sacramento State	77-59	W
N25 at UC Irvine	72-59	W
N30 at Rice	60-56	W
D7 Kansas (1)	64-58	W
D13 UNLV	86-71	W
D15 Florida International	77-50	W
D20 Gonzaga (2)	87-80	W
D22 Southern Utah	67-37	W
D28 Harvard	100-59	W
J2 * Washington State	73-51	W
J4 * Washington	85-72	W
J8 * at Arizona State	63-62	W
J10 * at Arizona	82-72	W
J17 * California	68-61	W
J22 * UCLA	67-52	W
J24 * USC	77-67	W
J29 * at Oregon State	62-48	W
J31 * at Oregon	83-80	W
F5 * Arizona State	81-51	W
F7 * Arizona	80-77	W
F14 * at California	69-58	W
F19 * at USC	76-67	W
F21 * at UCLA	73-60	W
F26 * Oregon State	73-47	W
F28 * Oregon	76-55	W
M4 * at Washington State	63-61	W
M6 * at Washington	62-75	L
M11 Washington State (3)	68-47	W
M12 Oregon (3)	70-63	W
M13 Washington (3)	77-66	W
M18 Texas-San Antonio (4)	71-45	W
M20 Alabama (4)	67-70	L

(1) John Wooden Classic at Anaheim, CA
(2) Pete Newell Challenge at Oakland, CA
(3) Pac-10 Tournament at Los Angeles, CA
(4) NCAA Tournament at Seattle, WA

2004-05

Record: 18-13
Pac-10: 11-7 (3rd)
H: 10-2 A: 5-6 N: 3-5
Coach: Trent Johnson

Starters:
F - Matt Haryasz (12.5 ppg, 9.1 rpg)
F - Nick Robinson (8.2 ppg, 4.6 rpg)
C - Rob Little (9.0 ppg, 6.1 rpg)
G - Dan Grunfeld (17.9 ppg, 5.5 rpg, 1.8 apg)
G - Chris Hernandez (15.2 ppg, 2.1 rpg, 4.0 apg)
G - Fred Washington (4.3 ppg, 2.0 rpg, 0.9 apg)

Notes: Stanford earned a No. 8 seed in the NCAA Tournament ... The Cardinal was playing in the NCAA Tournament for a school-record 11th straight season and 14th overall.

N19 San Francisco (1)	93-83	W
N22 Tennessee (2)	57-69	L
N23 BYU (2)	62-53	W
N24 Louisville (2)	67-82	L
N28 Santa Clara	76-86	W
D11 Michigan State (3)	53-78	L
D13 at Denver	56-52	W
D18 UC Davis	72-62	W
D22 Dartmouth	71-54	W
D23 Montana	84-66	W
D31 * at Washington State	51-60	L
J2 * at Washington	73-76	L
J6 * Arizona State	69-81	L
J8 * Arizona	87-76	W
J15 * at California	74-58	W
J20 * at UCLA	75-64	W
J22 * at USC	78-70	W
J27 * Oregon State	69-65	W
J29 * Oregon	88-69	W
F3 * at Arizona State	67-74	L
F5 * at Arizona	72-90	L
F12 * California	71-56	W
F17 * USC	71-62	W
F20 * UCLA	78-65	W
F24 * at Oregon State	83-84	L
F26 * at Oregon	58-56	W
M3 * Washington State	48-59	L
M5 * Washington	77-67	W
M10 Washington State (4)	60-58	W
M11 Washington (4)	63-66	L
M18 Mississippi State (5)	70-93	L

(1) Pete Newell Challenge at Oakland, CA
(2) EA Sports Maui Invitational at Maui, HI
(3) Spartan Clash at Auburn Hills, MI
(4) Pac-10 Tournament at Los Angeles, CA
(5) NCAA Tournament at Charlotte, NC

2005-06

Record: 16-14
Pac-10: 11-7 (T4th)
H: 11-3 A: 4-9 N: 1-2
Coach: Trent Johnson

Starters:
F - Dan Grunfeld (12.0 ppg, 4.8 rpg)
F - Taj Finger (4.8 ppg, 3.3 rpg)
C - Matt Haryasz (16.2 ppg, 8.7 rpg)
G - Chris Hernandez (14.0 ppg, 2.2 rpg, 3.3 apg)
G - Mitch Johnson (3.4 ppg, 2.0 rpg, 3.3 apg)

Notes: Stanford made its first NIT appearance since 1993-94 and fifth overall (1987-88, 1989-90, 1990-91, 1993-94, 2005-06).

N19 UC Irvine	63-79	L
N23 San Francisco	71-56	W
N28 Cal Poly	82-58	W
D2 at Montana	69-88	L
D4 at UC Davis	58-64	L
D17 Virginia Tech (1)	52-59	L
D19 Denver (1)	71-49	W
D21 Princeton (2)	58-34	W
D29 * at UCLA	54-71	L
D31 * at USC	71-82	L
J5 * Oregon State	80-66	W
J7 * Oregon	64-62	W
J13 * California	75-61	W
J19 * at Arizona	81-90 (ot)	L
J21 * at Arizona State	70-64	W
J26 * Washington State	69-59	W
J29 * Washington	76-67 (ot)	W
F2 * at Oregon	57-56	W
F4 * at Oregon State	71-64	W
F9 * at California	62-65	L
F11 * at Gonzaga	76-80	L
F16 * Arizona State	82-69	W
F19 * Arizona	72-76	L
F23 * at Washington	57-75	L
F25 * at Washington State	39-37	W
M2 * USC	58-56	W
M4 * UCLA	54-75	L
M9 Arizona (3)	68-73	L
M14 Virginia (4)	65-49	W
M17 at Missouri State (4)	67-76	L

(1) Las Vegas Shootout at Las Vegas, NV
(2) Pete Newell Challenge at Oakland, CA
(3) Pac-10 Tournament at Los Angeles, CA
(4) NIT at campus sites

2006-07

Record: 18-13
Pac-10: 10-8 (6th)
H: 12-5 A: 5-6 N: 1-2
Coach: Trent Johnson

Starters:
F - Lawrence Hill (15.7 ppg, 6.0 rpg)
F - Brook Lopez (12.6 ppg, 6.0 rpg)
F - Fred Washington (8.2 ppg, 5.2 rpg)
C - Robin Lopez (7.5 ppg, 5.5 rpg)
G - Anthony Goods (12.8 ppg, 3.2 rpg)

Notes: Stanford earned a No. 11 seed in the NCAA Tournament.

N11 Siena	92-72	W
N14 San Jose State (1)	73-52	W
N15 Air Force (1)	45-79	L
N17 Northwestern	58-53	W
N25 Denver	82-39	W
N28 UC Davis	84-72	W
D3 Texas Tech (2)	70-59	W
D16 Santa Clara	46-62	L
D19 at Fresno State	69-67	W
D28 * at Arizona State	71-60	W
D30 * at Arizona	75-89	L
J3 * California	63-67	L
J7 at Virginia	76-75	W
J11 * Washington	78-77	W
J13 * Washington State	71-68 (ot)	W
J18 * at Oregon	59-66	L
J20 * at Oregon State	67-56	W
J25 * USC	65-50	W
J28 * UCLA	75-68	W
J31 Gonzaga	86-90 (2ot)	L
F3 * at California	90-71	W
F8 * at Washington State	45-58	L
F11 * at Washington	52-64	L
F15 * Oregon State	70-55	W
F17 * Oregon	88-69	W
F22 * at USC	65-69	L
F24 * at UCLA	61-75	L
M1 * Arizona State	63-53	W
M3 * Arizona	80-85 (ot)	L
M8 USC (3)	79-83 (ot)	L
M15 Louisville (4)	58-78	L

(1) CBE Classic at Stanford, CA
(2) Pete Newell Challenge at San Jose, CA
(3) Pac-10 Tournament at Los Angeles, CA
(4) NCAA Tournament at Lexington, KY