

Records



LOUISVILLE BASKETBALL

Year-by-Year Records

(92 Seasons)				Post-Season	
Year	Coach	Won	Lost	Pct	Tournament
1911-12	William Gardiner	0	3	.000	—
1912-13	Captains	2	3	.400	—
1913-14	Captains	2	6	.250	—
1914-15	Captains	4	5	.444	—
1915-16	Ed Bowman	8	3	.727	—
1916-17	No Formal Team				
1917-18	Ed Bowman	3	4	.429	—
1918-19	Earl Ford	7	4	.636	—
1919-20	Tuley Brucker	6	5	.545	—
1920-21	Jimmie Powers	3	8	.272	—
1921-22	Dr. John T. O'Rourke	1	13	.071	—
1922-23	No Formal Team				
1923-24	Fred Enke	4	13	.235	—
1924-25	Fred Enke	10	7	.588	—
1925-26	Tom King	4	8	.333	KIAC
1926-27	Tom King	7	5	.583	KIAC
1927-28	Tom King	12	4	.750	KIAC
1928-29	Tom King	12	8	.600	KIAC
1929-30	Tom King	9	6	.600	KIAC & SIAA
1930-31	Edward Weber	5	11	.313	KIAC
1931-32	Edward Weber	15	7	.682	KIAC & SIAA
1932-33	C.V. Money	11	11	.500	KIAC
1933-34	C.V. Money	16	9	.640	KIAC & SIAA
1934-35	C.V. Money	5	9	.357	KIAC
1935-36	C.V. Money	14	11	.560	KIAC & SIAA
1936-37	Lawrence Apitz	4	8	.333	KIAC
1937-38	Lawrence Apitz	4	11	.267	KIAC
1938-39	Lawrence Apitz	1	15	.063	KIAC
1939-40	Lawrence Apitz	1	18	.053	KIAC
1940-41	John C. Heldman, Jr.	2	14	.125	KIAC
1941-42	John C. Heldman, Jr.	7	10	.412	KIAC
1942-43	No Formal Team				
1943-44	Harold Church & Walter Casey	10	10	.500	—
1944-45	Bernard Hickman	16	3	.842	—
1945-46	Bernard Hickman	22	6	.786	KIAC
1946-47	Bernard Hickman	17	6	.739	KIAC
1947-48	Bernard Hickman	29	6	.829	KIAC, NAIB & Olympic Trials
1948-49	Bernard Hickman	23	10	.697	OVC
1949-50	Bernard Hickman	21	11	.656	—
1950-51	Bernard Hickman	19	7	.731	NCAA
1951-52	Bernard Hickman	20	6	.769	NIT
1952-53	Bernard Hickman	22	6	.786	NIT
1953-54	Bernard Hickman	22	7	.759	NIT
1954-55	Bernard Hickman	19	8	.704	NIT
1955-56	Bernard Hickman	26	3	.897	NIT
1956-57	Bernard Hickman	21	5	.808	—
1957-58	Bernard Hickman	13	12	.520	—
1958-59	Bernard Hickman	19	12	.613	NCAA
1959-60	Bernard Hickman	15	11	.577	—
1960-61	Bernard Hickman	21	8	.724	NCAA
1961-62	Bernard Hickman	15	10	.600	—
1962-63	Bernard Hickman	14	11	.560	—
1963-64	Bernard Hickman	15	10	.600	NCAA
1964-65	Bernard Hickman	15	10	.600	—
1965-66	Bernard Hickman	16	10	.615	NIT
1966-67	Bernard Hickman	23	5	.821	NCAA
1967-68	John Dromo	21	7	.750	NCAA
1968-69	John Dromo	21	6	.778	NIT
1969-70	John Dromo	18	9	.667	NIT

				Post-Season	
Year	Coach	Won	Lost	Pct	Tournament
1970-71	John Dromo, Howard Stacey	20	9	.689	NIT
1971-72	Denny Crum	26	5	.839	NCAA
1972-73	Denny Crum	23	7	.767	NIT
1973-74	Denny Crum	21	7	.750	NCAA
1974-75	Denny Crum	28	3	.903	NCAA
1975-76	Denny Crum	20	8	.714	NIT
1976-77	Denny Crum	21	7	.750	NCAA
1977-78	Denny Crum	23	7	.767	NCAA
1978-79	Denny Crum	24	8	.750	NCAA
1979-80	Denny Crum	33	3	.917	NCAA
1980-81	Denny Crum	21	9	.700	NCAA
1981-82	Denny Crum	23	10	.697	NCAA
1982-83	Denny Crum	32	4	.889	NCAA
1983-84	Denny Crum	24	11	.686	NCAA
1984-85	Denny Crum	19	18	.514	NIT
1985-86	Denny Crum	32	7	.821	NCAA
1986-87	Denny Crum	18	14	.563	--
1987-88	Denny Crum	24	11	.686	NCAA
1988-89	Denny Crum	24	9	.727	NCAA
1989-90	Denny Crum	27	8	.771	NCAA
1990-91	Denny Crum	14	16	.467	--
1991-92	Denny Crum	19	11	.633	NCAA
1992-93	Denny Crum	22	9	.710	NCAA
1993-94	Denny Crum	28	6	.824	NCAA
1994-95	Denny Crum	19	14	.576	NCAA
1995-96	Denny Crum	22	12	.647	NCAA
1996-97	Denny Crum	26	9	.743	NCAA
1997-98	Denny Crum	12	20	.375	--
1998-99	Denny Crum	19	11	.633	NCAA
1999-00	Denny Crum	19	12	.613	NCAA
2000-01	Denny Crum	12	19	.387	--
2001-02	Rick Pitino	19	13	.594	NIT
2002-03	Rick Pitino	25	7	.781	NCAA
2003-04	Rick Pitino	20	10	.667	NCAA
2004-05	Rick Pitino	33	5	.868	NCAA
2005-06	Rick Pitino	21	13	.617	NIT
2006-07	Rick Pitino	24	10	.705	NCAA
2007-08	Rick Pitino	27	9	.750	NCAA
Totals	92 Seasons	1556	824	.654	



Rick Pitino has guided the Cardinals to a 169-67 record in his first seven seasons at U of L, reaching the Final Four in 2005.

Years	Coach	Yrs.	Won	Lost	Pct.
1911-1912	William Gardiner	1	0	3	.000
1912-1915	Coached by Players	3	8	14	.363
1915-1918	Ed Bowman	2*	11	7	.611
1918-1919	Earl Ford	1**	7	4	.636
1919-1920	Tuley Brucker	1	6	5	.545
1920-1921	Jimmie Powers	1	3	8	.272
1921-1922	Dr. John T. O'Rourke	1	1	13	.071
1922-1923	No Formal Team				
1923-1925	Fred Enke, Sr.	2	14	20	.411
1925-1930	Tom King	5	44	31	.586
1930-1932	Eddie Weber	2	20	18	.526
1932-1936	C.V. (Red) Money	4	46	40	.534
1936-1940	Lawrence E. (Laurie) Apitz	4	10	52	.161
1940-1942	John C. Heldman, Jr.	2	9	24	.272
1942-1943	No Formal Team				
1943-1944	C.Spec. Harold Church and C.Spec. Walter Casey	1	10	10	.500
1944-1967	Bernard L. (Peck) Hickman	23	443	183	.708
1967-1971	John Dromo	4***	68	23	.747
1970-1971	Howard Stacey	1****	12	8	.600
1971-2001	Denny Crum	30	675	295	.696
2001-2008	Rick Pitino	7	169	67	.716
Totals		92	1556	824	.654

* There was no formal team in 1916-17. Also, Bowman coached the opening season loss in 1918-19, then turned the team over to Earl Ford.
 ** Earl Ford was named head coach after the 1918-19 season opener.
 *** John Dromo suffered a heart attack after nine games in 1970-71 and did not complete his fourth season.
 **** Assistant Coach Howard Stacey was named interim head coach on Jan. 3, 1971, following John Dromo's heart attack. Stacey served as U of L's head coach for the final 20 games of the 1970-71 season.



Dr. John T. O'Rourke
1921-22



Fred Enke
1923-25



Edward Weber
1930-32



C.V. Money
1932-36



Lawrence Apitz
1936-40



John Heldman, Jr.
1940-42



Bernard "Peck" Hickman
1944-1967

Before Bernard "Peck" Hickman arrived, U of L had produced only one winning season in its previous nine. Hickman promptly turned the Cardinals' program around, guiding his initial U of L team in 1944 to a 16-3 record and starting a string of 46 consecutive winning seasons for the Cardinals. In 23 seasons at U of L (1944-67), Hickman directed the Cardinals to a 443-183 overall record, a .708 winning percentage that ranks him among the top 45 NCAA Division I coaches of all time.

He never had a team with a losing record, produced eleven 20-win seasons at U of L and averaged over 19 victories a season. He guided the Cardinals to five NCAA Tournament appearances and six NIT appearances. In only his fourth season at U of L, Hickman's Cardinals won the National Association of Intercollegiate Basketball Tournament (NAIB) in 1948, the school's first national championship. Eight years later, his 1956 team won the NIT championship. He directed U of L to its first NCAA Final Four appearance in 1959.

Hickman took over the administrative responsibilities of serving as U of L's Director of Athletics in 1954. He remained in the dual role of athletic director and head basketball coach until his retirement from coaching in 1967. His .708 winning percentage ranked seventh among active major college coaches when he retired to devote full time to his athletic director duties, a position he held until 1973. He died at the age of 88 on Feb. 20, 2000.



John Dromo
1967-71

John Dromo joined University of Louisville staff as an assistant coach in both football and basketball in 1948, beginning the longest coaching tenure in U of L history. He remained an assistant football coach under Frank Camp until 1951, when he gave up football to become the Cardinals' head golf coach. While an assistant for 17 years under Bernard "Peck" Hickman, U of L produced a 359-162 record, won the 1956 NIT Championship, played in five NCAA Tournaments and reached the 1959 NCAA Final Four.

He succeeded Hickman as head coach in 1967, compiling a 68-23 record (.747 winning percentage) in nearly four seasons as U of L's head basketball coach (1967-71). His first U of L team was 21-7, won the Missouri Valley Conference title and went to the NCAA Tournament. A heart attack during the 1970-71 season forced Dromo from continuing as the Cardinals' basketball coach. He died on Sept. 29, 1992 at the age of 76.



Denny Crum
1971-2001

One of the most impressive eras in collegiate basketball came to an end following the 2000-01 season as former U of L Coach Denny Crum retired after 30 seasons with the Cardinals.

The man admirably labeled "Cool Hand Luke" by former commentator Al McGuire was inducted into the Basketball Hall of Fame on May 9, 1994.

He directed Louisville to the 1980 and the 1986 NCAA Championships, ranking him as one of only 10 coaches in NCAA history to win two or more titles. Six times he guided the Cardinals into the NCAA Final Four, including four times in the decade of the '80s. Only three coaches all-time coached more Final Four teams than Crum.

He directed the Cardinals to 23 NCAA Tournament appearances. Three of his squads participated in the NIT, reaching the NIT semifinals in 1985. The Cardinals captured or shared 12 Metro Conference regular season titles and 11 post-season tournament championships under Crum's guidance. Crum engineered U of L to 20 or more victories in 21 of his 30 seasons.

Crum's 675 victories rank him 15th all-time, holding a 675-295 career record. His NCAA Tournament mark is 42-23. He retired at the conclusion of the 2000-01 season and continues to work as a special assistant to the U of L president. The Freedom Hall court has been named in his honor.

Scoring Records - Team

GAME

Most Points/Game - 132 vs. George Mason (132-87), Jan. 4, 1994

In the last 30 years - 132 vs. George Mason (132-87), Jan. 4, 1994

Most Points/Conference Game - 115 vs. Tulane (115-86), Feb. 7, 1978

115 vs. Memphis St. (115-97), Feb. 25, 1978

In the last 30 years - same

Most Points/Game/Both Teams

All Time - 224 vs. Illinois St. (U of L 117, Illinois St. 107), March 4, 1974

In the last 30 years - same

Most Points/Conference Game/Both Teams - 212 vs. Memphis St. (U of L 115, Memphis St. 97), Feb. 25, 1978

In the last 30 years - same

Most Points/Two Consecutive Games - 220 vs. Morehead St. (119) and Texas (101), Dec. 6 & 9, 1995;

220 vs. Oral Roberts (122) and South Florida (98), Jan. 2 & 7, 1993

In the last 30 years - same

Fewest Points/Game - 3 vs. Louisville YMCA, Jan. 28, 1912 (U of L 3, Louisville YMCA 35)

In the last 30 years - 42 vs. Cincinnati, March 7, 1981 (U of L 42, Cincinnati 31)

Fewest Points/Conference Game - 12 vs. Eastern Ky., Jan. 5, 1932 (UL 12, ECU 21)

In the last 30 years - 42 vs. Cincinnati, March 7, 1981 (U of L 42, Cincinnati 31)

Most Points/One Half - 70 vs. Memphis St., Feb. 25, 1978

In the last 30 years - same

SEASON

Most Points/Season - 3,096, 1985-86 (79.4 avg.)

In the last 30 years - same

Highest Average/Season - 86.0 ppg., 1955-56 (2,494 points in 29 games)

In the last 30 years - 85.4 ppg., 1976-77 (2,380 points in 28 games)

Most Points/Conference Season - 1,273, 2004-05 (414 FG, 157 3FG, 288 FT in 16 games)

In the last 30 years - 1,273, 2004-05 (414 FG, 157 3FG, 288 FT in 16 games)

MISCELLANEOUS RECORDS

Game

Highest Margin Of Victory - 72 vs. Georgetown College, Dec. 2, 1944

Largest Margin of Defeat - 54 vs. Centre, Feb. 18, 1920 (Centre 61, UL 7)

Most Overtimes - 3 on four occasions (*latest*: vs. Marquette, Feb. 24, 2001; UL 77, MU 74)

Largest Home Attendance - 20,091 vs. Connecticut, Jan. 21, 2006

Largest Home Attendance/Conference Game - 20,091 vs. Connecticut, Jan. 21, 2006

Largest Away Attendance - 61,612 vs. Georgetown, March 27, 1982 at New Orleans Superdome

Season

Most Wins - 33, 1979-80 (33-3); 2004-05 (33-5)

Most Wins/Conference - 14, 1967-68, 1974-75, 2004-05 (regular season games; does not include conference tournament)

Fewest Wins - 0, 1911-12 (0-3)

Most Losses - 20, 1997-98 (12-20)

Most Losses/Conference - 11, (5-11) in 1997-98

Fewest Losses - 3 (on seven occasions; last - 1979-80)

Fewest Losses/Conference - 0, 1975-76, 1979-80, 1980-81, 1982-83

Most Games - 39, 1985-86

Fewest Games - 3, 1911-12

Longest Winning Streak - 18, 1979-80

Most Consecutive Winning Seasons - 46, beginning with a 16-3 record in 1944-45 and continuing through 1989-90 with a 27-8 record

Highest Home Attendance Total - 402,963, 2005-06 (22 G; 18,316 avg.)

Highest Home Attendance Average - 19,591, 1996-97 (14G; 274,272)

Highest Total Attendance/All Games - 603,086, 1988-89 (33 games)

100 Point Scoring Games

Note: U of L has scored 100 or more points on 99 occasions, compiling a perfect 99-0 record when reaching the century mark.

Score	Opponent	Date	Score	Opponent	Date
104-69	Hartford	11-17-07	107-89	Bradley	3-1-76
100-87	Northwestern State	11-18-06	102-88	Texas A&M	12-27-75
111-85	Akron	12-10-05	106-93	Kentucky St.	12-26-75
105-69	Tulane	1-29-05	104-79	Tulsa	2-22-75
107-62	Southern Miss	1-11-05	112-67	North Texas St.	2-1-75
104-40	Morehead State	12-27-04	107-81	Western Ky.	12-26-74
107-56	VMI	12-23-03	117-107	Illinois St.	3-4-74
100-59	Charlotte	3-8-03	106-90	Wichita St.	2-19-74
104-63	Furman	12-22-02	100-73	Fordham	12-27-72
104-63	Eastern Kentucky	12-17-02	102-83	Tulsa	3-6-72
110-86	TCU	3-6-02	126-80	St. Peter's	12-28-71
115-76	Tennessee St.	12-20-99	103-81	Syracuse	12-27-71
106-73	Towson	12-7-98	116-58	Bellarmine	12-4-71
102-54	Tennessee St.	12-23-96	102-73	Memphis St.	3-6-71
101-78	Texas	12-9-95	115-76	Georgetown Col.	1-4-71
119-61	Morehead St.	12-6-95	102-76	Bellarmine	12-28-70
108-76	Western Carolina	12-5-94	102-87	Florida	12-5-70
108-65	Howard	2-28-94	107-85	Georgetown Col.	2-25-70
132-87	George Mason	1-4-94	105-79	SMU	12-29-69
107-71	Morehead St.	12-8-93	107-58	Bellarmine	3-4-68
122-76	Oral Roberts	1-2-93	118-86	Georgetown Col.	12-1-67
102-73	Howard	11-23-91	103-74	Bradley	1-14-67
104-77	Southwestern La.	2-20-91	106-88	LaSalle	12-23-66
100-76	Prairie View A&M	12-15-90	104-55	Bellarmine	12-15-66
105-88	Southern Miss.	1-29-90	107-55	Tampa	12-13-66
109-96	Tulane	1-18-90	107-68	Southwestern La.	12-6-66
101-75	Vanderbilt	12-6-89	105-93	North Texas St.	2-19-66
104-77	Cleveland St.	12-4-89	103-71	Bradley	1-29-66
101-85	Memphis St.	2-4-89	113-82	Georgetown Col.	11-30-63
108-95	Virginia Tech	2-1-89	100-65	Loyola	2-19-62
101-79	Indiana	12-3-88	118-67	Tampa	2-3-62
107-99	Virginia Tech	2-1-88	117-84	Ohio	2-15-61
103-68	Virginia Tech	2-6-86	103-74	Tampa	2-1-61
105-69	Indiana St.	12-12-83	103-70	Toledo	2-9-57
103-70	Morehead St.	12-23-81	104-67	Eastern Kentucky	1-16-57
103-82	Memphis St.	2-5-79	116-82	Ky. Wesleyan	2-6-56
112-64	Marshall	1-8-79	100-83	Eastern Kentucky	1-21-56
106-60	West Virginia	12-16-78	112-94	Morehead St.	1-4-56
101-54	Idaho	12-9-78	103-83	Arizona	12-27-55
115-97	Memphis St.	2-25-78	100-80	Georgetown Col.	1-15-55
104-84	Ball St.	2-23-78	108-83	Murray St.	12-27-54
115-86	Tulane	2-7-78	101-72	Oregon	12-20-54
105-82	Tulane	1-26-78	113-64	Mississippi St.	12-8-54
113-85	LaSalle	12-28-77	105-74	Hanover	12-1-54
104-68	Robert Morris	12-10-77	104-57	John Carroll	2-3-54
103-82	SW Louisiana	2-9-77	112-69	Ky. Wesleyan	11-30-53
111-92	Memphis St.	2-5-77	101-87	Xavier	2-27-52
105-87	Rhode Island	1-29-77	100-55	Tampa	2-9-52
107-68	Long Island	1-24-77	104-54	St. Joseph's (Ind.)	1-12-52
104-85	Marshall	1-15-77			

GAME

Most Points ...

Game - 45, Wes Unseld vs. Georgetown College, Dec. 1, 1967

By a Freshman - 32, LaBradford Smith vs. Cincinnati, Feb. 15, 1988

By a Sophomore - 41, Butch Beard vs. Bradley, Jan. 14, 1967

By a Junior - 40, Charlie Tyra vs. Notre Dame, Dec. 22, 1956

By a Senior - 45, Wes Unseld vs. Georgetown College, Dec. 1, 1967

In a Freshman Debut - 24, Jerry Smith vs. Northwestern State, Nov. 18, 2006

In a Career Debut - 27, Butch Beard vs. Georgetown, Dec. 3, 1966

In a U of L Loss - 37, Reece Gaines vs. Saint Louis, Feb. 5, 2002

At Home - 45, Wes Unseld vs. Georgetown College, Dec. 1, 1967

On Opponent's Court - 44, Bud Olsen vs. Kentucky Wesleyan, March 3, 1962

In First Half - 26, Larry O'Bannon vs. Charlotte, March 3, 2005

In Second Half - 26, Butch Beard vs. Bradley, Jan. 14, 1967
Charlie Tyra vs. Notre Dame, Dec. 22, 1956

NCAA Tournament Game - 36, Junior Bridgeman vs. Rutgers, at Tulsa, Okla., March 15, 1975

Conference Tournament Game - 31, Milt Wagner vs. Memphis State, at Louisville; March 9, 1986

By Opponent - 47, Joel Curbelo, American (Puerto Rico), Nov. 24, 1995

Conference Game - 41, Butch Beard vs. Bradley, Jan. 14, 1967

Conference Game/Last 30 Years - 37, Reece Gaines vs. Saint Louis, Feb. 5, 2002

SEASON

Most Points/Season

All Time - 825, Darrell Griffith, 1979-80 (36 games)

By a Freshman - 510, Pervis Ellison, 1985-86 (39 games)

By a Sophomore - 575, Butch Beard, 1966-67 (28 games)

By a Junior - 690, Charlie Tyra, 1955-56 (29 games)

By a Senior - 825, Darrell Griffith, 1979-80 (36 games)

In the last 30 years - 825, Darrell Griffith, 1979-80 (36 games)

Most Consecutive Games Scoring in Double Figures - 57, Allen Murphy, beginning Jan. 29, 1973 through Feb. 1, 1975

Highest Average/Season - 23.8, Charlie Tyra, 1955-56

In the last 30 years - 22.9, Darrell Griffith, 1979-80

Most Points/Conference Season - 348, Reece Gaines, 2001-02 (104 FG, 42 3FG, 98 FT in 16 games)

In the last 30 years - same

Highest Average/Conference Season - 22.4, Darrell Griffith, 1979-80 (14 games)

In the last 30 years - same

CAREER

Most Points/Career

All Time - 2,333, Darrell Griffith, 1976-80 (126 games)

Two-Year Career - 1,104, Clifford Rozier, 1992-94 (65 games)

Three-Year Career - 1,686, Wes Unseld, 1965-68 (82 games)

Highest Average

All Time - 20.6, Wes Unseld, 1965-68 (1,686 in 82 games)

Most Points/Conference Career

All Time - 1,014, Reece Gaines, '99-03

Highest Average/Conference Career

All Time - 19.4, Wes Unseld, 1965-68 (852 points in 44 games)

Single Game Scoring Leaders

Player	Yr.	Date	Opponent	FG	3Pt	FT	Pts.
1. Wes Unseld	Sr.	12-1-67	Georgetown Coll.	18		9	45
2. Bud Olsen	Sr.	3-3-62	Ky. Wesleyan	18		8	44
3. Butch Beard	So.	1-14-67	Bradley	20		1	41
4. Charlie Tyra	Sr.	12-22-56	Notre Dame	12		16	40
5. Charlie Tyra	Jr.	1-4-56	Morehead St.	16		6	38
6. Reece Gaines	Jr.	2-5-02	Saint Louis	14	6	3	37
Phil Rollins	Sr.	12-29-55	Eastern Ky.	15		7	37
8. Junior Bridgeman	Sr.	3-15-75	Rutgers	15		6	36
Allen Murphy	So.	3-17-73	American	16		4	36
Chuck Noble	Jr.	2-5-53	Ky. Wesleyan	17		2	36
Charlie Tyra	Sr.	12-15-56	Marquette	14		8	36
Wes Unseld	Sr.	12-9-67	Northwestern	13		10	36
13. Charlie Tyra	Jr.	12-21-55	Marquette	14		7	35
Bud Olsen	Sr.	2-21-62	Marquette	14		7	35
Wes Unseld	So.	3-12-66	Boston College	13		9	35
Butch Beard	Sr.	12-11-68	SMU	12		11	35
Darrell Griffith	Sr.	2-14-80	West Virginia	16		3	35
Everick Sullivan	So.	11-24-89	Chaminade	14	2	1	35
DeJuan Wheat	Jr.	1-17-96	UAB	6	4	11	35
20. Darrell Griffith	Sr.	3-22-80	Iowa	14		6	34
Milt Wagner	Jr.	2-18-84	Memphis St.	13		8	34

Single Season Scoring Leaders

Player, Year	G	FG	3FG	FT	Avg.	Pts.
1. Darrell Griffith, 1979-80	36	349		127	22.9	825
2. Charlie Tyra, 1955-56	29	262		166	23.8	690
3. John Turner, 1960-61	29	277		115	23.1	669
4. Reece Gaines, 2001-02	32	209	91	164	21.0	673
5. Jim Price, 1971-72	31	244		164	21.0	652
6. Wes Unseld, 1967-68	28	234		177	23.0	645
7. Pervis Ellison, 1987-88	35	235	1	146	17.6	617
8. Clifford Rozier, 1993-94	34	247		122	18.1	616
9. DeJuan Wheat, 1996-97	35	193	97	124	17.3	607
10. DeJuan Wheat, 1995-96	33	201	78	117	18.1	598
11. Francisco Garcia, 2004-05	38	187	71	150	15.7	595
12. Darrell Griffith, 1978-79	32	242		107	18.5	591
13. Billy Thompson, 1985-86	39	221		140	14.9	582
14. Milt Wagner, 1983-84	35	228		124	16.6	580
15. Milt Wagner, 1984-85	39	220		137	14.8	577
16. Larry O'Bannon, 2004-05	38	179	85	133	15.2	576
17. Butch Beard, 1966-67	28	231		113	20.5	575
18. Reece Gaines, 2002-03	32	177	75	145	17.9	574
19. Herbert Crook, 1987-88	35	224		115	16.1	563
20. Darrell Griffith, 1977-78	30	240		78	18.6	558

INDIVIDUAL SCORING / CONFERENCE GAME

Pts. / Player	Date	Opponent
41 Butch Beard	1-14-67	Bradley
37 Reece Gaines	2-5-02	Saint Louis
35 DeJuan Wheat	1-17-96	UAB
34 Milt Wagner	2-18-84	Memphis State
33 Larry O'Bannon	3-3-05	Charlotte
32 Felton Spencer	2-27-90	Tulane
32 Cornelius Holden	3-3-90	Southern Mississippi
32 LaBradford Smith	2-15-88	Cincinnati
32 Milt Wagner	1-22-83	Southern Mississippi
32 Junior Bridgeman	2-8-75	Tulsa
32 Wesley Cox	2-20-75	Wichita St.

Longest Shot Made

70 feet, Marv Selvy vs. Wichita State, Feb. 24, 1968

Longest Shot Made by Opponent

60 feet by Warren Armstrong, Wichita State, Feb. 10, 1968

Scoring Records - Individual

Career Scoring Leaders

Player, Year	G	FG	3FG	FT Avg.	Pts.
1. Darrell Griffith, 1976-80	126	981		371 18.5	2333
2. DeJuan Wheat, 1993-97	136	725	323	410 16.1	2183
3. Pervis Ellison, 1985-89	136	857	1	428 15.8	2143
4. Reece Gaines, 1999-2003	125	632	225	456 15.6	1945
5. Milt Wagner, 1981-86	144	749	2	336 12.8	1836
6. Derek Smith, 1978-82	131	722		382 13.9	1826
7. LaBradford Smith, 1987-91	133	592	131	491 13.6	1806
8. Charlie Tyra, 1953-57	95	640		448 18.2	1728
9. Herbert Crook, 1984-88	142	656		411 12.1	1723
10. Wes Unseld, 1965-68	82	630		426 20.6	1686
11. Billy Thompson, 1982-86	143	651		383 11.9	1685
12. Taquan Dean, 2002-06	128	538	359	214 12.9	1649
13. Marques Maybin, 1997-01	118	543	156	382 13.8	1624
14. Lancaster Gordon, 1980-84	134	682		250 12.0	1614
15. Everick Sullivan, 1988-92	126	598	159	228 12.6	1583
16. Butch Beard, 1966-69	83	613		354 19.0	1580
17. Wesley Cox, 1973-77	113	614		350 13.9	1578
18. Nate Johnson, 1996-2000	125	588	54	283 12.1	1513
19. Jim Price, 1969-72	87	573		344 17.1	1490
20. Allen Murphy, 1972-75	89	631		191 16.4	1453



Darrell Griffith



DeJuan Wheat

Season Scoring Average Leaders

Player, Year	G	Pts.	Avg.
1. Charlie Tyra, 1955-56	29	690	23.8
2. John Turner, 1960-61	29	669	23.1
3. Wes Unseld, 1967-68	28	645	23.0
4. Darrell Griffith, 1979-80	36	825	22.9
5. Charlie Tyra, 1956-57	26	555	21.4
6. Jim Price, 1971-72	31	652	21.0
7. Reece Gaines, 2001-02	32	673	21.0
8. Bud Olsen, 1961-62	25	521	20.8
9. Butch Beard, 1968-69	27	557	20.6
10. Butch Beard, 1966-67	28	575	20.5
11. Wes Unseld, 1965-66	26	518	19.9
12. John Reuther, 1963-64	24	471	19.6
13. Bob Lochmueller, 1950-51	25	475	19.0
14. John Reuther, 1964-65	25	471	18.8
15. Wes Unseld, 1966-67	28	523	18.7
16. Mike Grosso, 1969-70	27	503	18.6
Darrell Griffith, 1977-78	30	558	18.6
18. Darrell Griffith, 1978-79	32	591	18.5
19. Clifford Rozier, 1993-94	34	616	18.1
DeJuan Wheat, 1995-96	33	596	18.1



Milt Wagner

Career Scoring Average Leaders

Player, Year	G	Pts.	Avg.
1. Wes Unseld, 1965-68	82	1686	20.6
2. Butch Beard, 1966-69	83	1580	19.0
3. Darrell Griffith, 1976-80	126	2333	18.5
4. Charlie Tyra, 1953-57	95	1728	18.2
John Reuther, 1962-67	74	1346	18.2
6. Jim Price, 1969-72	87	1490	17.1
7. Clifford Rozier, 1992-94	65	1104	17.0
8. John Turner, 1958-61	86	1451	16.9
9. Allen Murphy, 1972-75	89	1453	16.4
10. Mike Grosso, 1968-70	59	958	16.2
11. DeJuan Wheat, 1993-97	136	2183	16.1
12. Pervis Ellison, 1985-89	136	2143	15.8
13. Reece Gaines, 1999-2003	125	1945	15.6
14. Junior Bridgeman, 1972-75	87	1348	15.4
15. Chuck Noble, 1950-54	85	1281	15.1
16. Dwayne Morton, 1991-92	95	1428	15.0
Bob Lochmueller, 1949-52	81	1218	15.0
18. Bud Olsen, 1959-62	80	1192	14.9
19. Francisco Garcia, 2002-05	98	1413	14.4
20. Jerry King, 1966-69	83	1189	14.4

INDIVIDUAL SCORING/FRESHMAN CAREER DEBUT

Pts. / Player	Date	Opponent
24 Jerry Smith	11-18-06	Northwestern State
22 Marques Maybin	11-27-97	Hofstra
15 Felton Spencer	11-28-86	Northeastern
15 Billy Thompson	11-26-82	Florida
14 Terry Howard	11-30-72	Vanderbilt



Reece Gaines

INDIVIDUAL SCORING/SEASON OPENER

Pts. / Player	Date	Opponent
45 Wes Unseld	12-1-67	Georgetown Col.
35 Everick Sullivan	11-24-89	Chaminade
31 Al Vilcheck	12-1-70	Vanderbilt
29 Clifford Rozier	11-27-93	Kentucky
27 Butch Beard	12-3-66	Georgetown Col.

INDIVIDUAL SCORING/CAREER DEBUT

Pts. / Player	Date	Opponent
27 Butch Beard	12-3-66	Georgetown Col.
24 Jerry Smith	11-18-06	Northwestern State
22 Marques Maybin	11-27-97	Hofstra
17 David Padgett	12-3-05	Prairie View A&M
16 Greg Minor	11-23-91	Howard
15 Felton Spencer	11-28-86	Northeastern
15 Billy Thompson	11-26-82	Florida



Derek Smith

RECORDS

TEAM

Most Rebounds/Game

All Time - 74 vs. Arizona, Dec. 27, 1955
 vs. Tampa, Dec. 13, 1966
 vs. St. Peter's, Dec. 28, 1971

In the last 30 years - 74 vs. St. Peter's, Dec. 28, 1971

Most Rebounds/Conference Game

All Time - 63 vs. Wichita State, Feb. 26, 1966

In the last 30 years - 62 vs. Memphis St., Feb. 5, 1977

Most Rebounds/Season

All Time - 1,696, 1958-59 (31 games)

In the last 30 years - 1,475, 2004-05 (38 games)

Highest Average/Season

All Time - 55.6, 1955-56 (1,611 rebounds in 29 games)

In the last 30 years - 47.6, 1976-77 (1,333 rebounds in 28 games)

INDIVIDUAL

Most Rebounds/Game

All Time - 38, Charlie Tyra vs. Canisius, Dec. 10, 1955

In the last 30 years - 23, Ellis Myles vs. Tennessee State, Dec. 1, 2001

Most Rebounds/Conference Game

All Time - 30, Wes Unseld vs. Wichita St., 1966

In the last 30 years -

22, Clifford Rozier vs. South Florida, Feb. 4, 1993

22, Pervis Ellison vs. Virginia Tech, Feb. 27, 1988

22, Ron Thomas vs. North Texas, Jan. 24, 1972

Most Rebounds/Season

All Time - 645, Charlie Tyra, 1955-56 (29 games)

In the last 30 years - 420, Ron Thomas, 1971-72 (31 games)

Most Rebounds/Conference Season

All Time - 282, Wes Unseld, 1967-68 (16 games)

In the last 30 years - 146, Charles Jones, 1983-84 (14 games)

Highest Average/Season

All Time - 22.2, Charlie Tyra, 1955-56 (645 rebounds in 29 games)

In the last 30 years - 13.5, Ron Thomas, 1971-72 (420 rebounds in 31 games)

Most Rebounds/Career

All Time - 1,617, Charlie Tyra (4 years), 1953-57 (95 games)
 1,551, Wes Unseld (3 years), 1965-68 (82 games)

In the last 30 years - 1,149, Pervis Ellison (4 years), 1985-89 (136 games)


Most Rebounds/Conference Career

All Time - 779, Wes Unseld, 1965-68 (44 games)

In the last 30 years - 419, Pervis Ellison, 1985-89 (46 games)

Rebound Leaders Year-by-Year

Year	Player	G	Reb.	Avg.
1952-53	Vlad Gastevich	28	227	8.1
1953-54	John Prudhoe	29	311	10.7
1954-55	Charlie Tyra	27	368	13.6
1955-56	Charlie Tyra	29	645	22.2
1956-57	Charlie Tyra	26	520	20.0
1957-58	Jerry DuPont	25	401	16.0
1958-59	Fred Sawyer	31	358	11.5
1959-60	Fred Sawyer	26	368	14.1
1960-61	John Turner	29	332	11.4
1961-62	Bud Olsen	25	329	13.2
1962-63	John Reuther	25	257	10.3
1963-64	John Reuther	24	245	10.2
1964-65	John Reuther	25	278	11.1
1965-66	Wes Unseld	26	505	19.4
1966-67	Wes Unseld	28	533	19.0
1967-68	Wes Unseld	28	513	18.3
1968-69	Mike Grosso	27	432	16.0
1969-70	Mike Grosso	27	376	13.9
1970-71	Ron Thomas	29	365	12.6
1971-72	Ron Thomas	31	420	13.5
1972-73	Bill Bunton	30	289	9.6
1973-74	Junior Bridgeman	28	237	8.4
1974-75	Bill Bunton	31	236	7.6
1975-76	Ricky Gallon	28	197	7.0
1976-77	Larry Williams	24	214	9.0
1977-78	Ricky Gallon	30	246	8.2
1978-79	Larry Williams	32	251	7.8
1979-80	Derek Smith	36	299	8.3
1980-81	Derek Smith	30	233	7.8
1981-82	Rodney McCray	33	234	7.1
1982-83	Rodney McCray	36	304	8.4
1983-84	Charles Jones	35	338	9.7
1984-85	Billy Thompson	37	311	8.4
1985-86	Pervis Ellison	39	318	8.2
1986-87	Pervis Ellison	31	270	8.7
1987-88	Pervis Ellison	35	291	8.3
1988-89	Pervis Ellison	31	270	8.7
1989-90	Felton Spencer	35	296	8.5
1990-91	Cornelius Holden	30	245	8.2
1991-92	Cornelius Holden	30	202	6.7
1992-93	Clifford Rozier	31	338	10.9
1993-94	Clifford Rozier	34	377	11.1
1994-95	Samaki Walker	33	210	7.2
1995-96	Samaki Walker	21	157	7.5
1996-97	Alvin Sims	35	204	5.8
1997-98	Damion Dantzler	32	197	6.2
1998-99	Alex Sanders	30	188	6.3
1999-00	Dion Edward	31	228	7.4
2000-01	Joseph N'Sima	31	174	5.6
2001-02	Ellis Myles	32	298	9.3
2002-03	Ellis Myles	24	189	7.9
2003-04	Luke Whitehead	29	223	7.7
2004-05	Ellis Myles	38	341	9.2
2005-06	Juan Palacios	34	214	6.3
2006-07	Terrence Williams	34	238	7.0
2007-08	Earl Clark	35	285	8.1




Charlie Tyra



Pervis Ellison



Fred Sawyer



Ron Thomas



Ellis Myles

Rebounding, Dunks Records

MOST REBOUNDS / GAME

Rk. / Player	Date	Opponent	Reb
1. Charlie Tyra	12-10-55	Canisius	38
2. Wes Unseld	12-15-66	Bellarmino	30
Wes Unseld	2-26-66	Wichita	30
4. Wes Unseld	12-1-67	Georgetown College	29
5. Wes Unseld	12-10-66	Southern Illinois	28
6. Wes Unseld	12-27-66	Niagara	26
Mike Grosso	1-6-69	St. Louis	26
8. Wes Unseld	12-23-66	LaSalle	25
Wes Unseld	2-3-68	Cincinnati	25
Wes Unseld	12-21-68	Kansas	25
Mike Grosso	12-7-68	So. Mississippi	25

MOST REBOUNDS / SEASON

Rk. / Player	Year	G	Avg.	Reb.
1. Charlie Tyra	1955-56	29	22.2	645
2. Wes Unseld	1966-67	28	19.0	533
3. Charlie Tyra	1956-57	26	20.0	520
4. Wes Unseld	1967-68	28	18.3	513
5. Wes Unseld	1965-66	26	19.4	505
6. Mike Grosso	1968-69	27	16.0	432
7. Ron Thomas	1971-72	31	13.5	420
8. Jerry DuPont	1957-58	25	16.0	401
9. Clifford Rozier	1993-94	34	11.1	377
10. Mike Grosso	1969-70	27	13.9	376

HIGHEST REBOUND AVERAGE / SEASON

Rk. / Player	Year	G	Reb.	Avg.
1. Charlie Tyra	1955-56	29	645	22.2
2. Charlie Tyra	1956-57	26	520	20.0
3. Wes Unseld	1965-66	26	505	19.4
4. Wes Unseld	1966-67	28	533	19.0
5. Wes Unseld	1967-68	28	513	18.3
6. Jerry Dupont	1957-58	25	401	16.0
Mike Grosso	1968-69	27	432	16.0
8. Fred Sawyer	1959-60	26	368	14.1
9. Mike Grosso	1969-70	27	376	13.9
10. Charlie Tyra	1954-55	27	368	13.5

MOST REBOUNDS / CAREER

Rk. / Player	Years	G	Reb.
1. Charlie Tyra	1953-57	95	1617
2. Wes Unseld	1965-68	82	1551
3. Pervis Ellison	1985-89	136	1149
4. Fred Sawyer	1958-61	86	1040
5. Rodney McCray	1979-84	135	1029
6. Ellis Myles	2000-05	124	998
7. Billy Thompson	1982-86	143	930
8. John Turner	1958-61	86	919
9. Derek Smith	1978-82	131	884
10. Herbert Crook	1984-88	142	877
11. Don Goldstein	1956-59	81	868
12. Mike Grosso	1967-70	59	838
13. Ron Thomas	1970-72	60	785
14. John Reuther	1962-65	74	777
15. Bud Olsen	1959-62	80	760

HIGHEST REBOUND AVG. / CAREER

Rk. / Player	Years	G	Reb.	Avg.
1. Wes Unseld	1965-68	82	1551	18.9
2. Charlie Tyra	1953-57	95	1617	17.0
3. Mike Grosso	1968-70	54	808	14.2
4. Ron Thomas	1970-72	60	785	13.0
5. Fred Sawyer	1958-61	86	1040	12.0
6. Clifford Rozier	1992-94	65	715	11.0
7. Don Goldstein	1956-59	81	868	10.7
8. John Turner	1958-61	86	919	10.6
9. John Reuther	1962-65	74	780	10.5
10. Bud Olsen	1959-62	80	761	9.5



Mike Grosso



Rodney McCray

Dunks

TEAM

Most Dunks/Game

12 vs. Virginia Tech, Feb. 2, 1990

Most Dunks/Season

195, 1989-90

INDIVIDUAL

Most Dunks/Game

7, Pervis Ellison vs. South Alabama, Jan. 4, 1988

Most Dunks/Season

59, Pervis Ellison, 1987-88

Most Dunks/Career


162, Pervis Ellison, 1985-89

MOST DUNKS / SEASON

Rk. / Player	Year	Dunks
1. Pervis Ellison	87-88	59
2. Alvin Sims	95-96	48
3. Felton Spencer	89-90	43
Cornelius Holden	90-91	43
Alvin Sims	96-97	43
6. Darrell Griffith	77-78	42
7. Darrell Griffith	79-80	40
8. Billy Thompson	84-85	39
Jerome Harmon	89-90	39
Marques Maybin	99-00	39

MOST DUNKS / CAREER

Rk. / Player	Year	Dunks
1. Pervis Ellison	85-89	162
2. Alvin Sims	93-96	123
3. Darrell Griffith	76-80	117
Cornelius Holden	88-92	117
5. Rodney McCray	79-83	103
6. Marques Maybin	97-01	95
7. Billy Thompson	82-86	94
8. Felton Spencer	86-90	93
9. Charles Jones	80-84	89
10. Everick Sullivan	88-92	85



Wes Unseld

TEAM

Most Field Goals/Game

All Time - 51 vs. Tampa, Feb. 3, 1962
In the last 31 years - 50 vs. St. Peter's, Dec. 28, 1971

Most Field Goals/Conference Game

All Time - 49 vs. North Texas St., Feb. 1, 1975

In the last 30 years - same

Fewest Field Goals/Game

All Time - 1 vs. Louisville YMCA, Jan. 28, 1912
In the last 30 years - 14 vs. TCU, Feb. 17, 2004

Fewest Field Goals/Conference Game

All Time - 14 vs. TCU, Feb. 17, 2004
In the last 30 years - same

Highest Field Goal Percentage/Game

All Time - 71.4% vs. Marquette, Feb. 14, 1981 (30-42)
 vs. Duke, Jan. 12, 1983 (40-56)
In the last 30 years - same

Lowest Field Goal Percentage/Game

All Time - 12.2% vs. Kentucky Wesleyan, Feb. 7, 1929 (9-74)

Lowest Field Goal Pct. by Opponent/Game

All Time - 14.5% vs. Georgetown College, Dec. 2, 1955 (10-69)

Most Field Goals/Season

All Time - 1,212, 1985-86 (39 games)
In the last 30 years - same

Highest Field Goal Percentage/Season

All Time - 53.1%, 1985-86 (1,212-2,281)
In the last 30 years - same

INDIVIDUAL

Most Field Goals Made/Game

All Time - 20, Butch Beard vs. Bradley, Jan. 14, 1967

In the last 30 years - 16, Allen Murphy vs. American, March 17, 1973; Darrell Griffith vs. West Virginia, Feb. 14, 1980; Everick Sullivan vs. Chaminade, Nov. 24, 1989

Most Field Goals by Opponent/Game

All Time - 19, Bill Ebben, Detroit, March 6, 1957

Most Field Goals Made/Half

All Time - 13, Butch Beard vs. Bradley, Jan. 14, 1967

Most Consecutive Field Goals Made/Multiple Games

All Time - 19, Clifford Rozier (made last 2 vs. Morehead St., Dec. 8, 1993; all 15 vs. Eastern Ky., Dec. 11, 1993; and first 2 vs. Wyoming, Dec. 18, 1993)

Most Field Goals Attempted/Game

All Time - 33, John Reuther vs. DePaul, Feb. 26, 1967

Most Field Goals Attempted by Opponent/Game

All Time - 42, Dwight Lamar, SW Louisiana, March 16, 1972

Most Field Goals Made/Season

All Time - 349, Darrell Griffith, 1979-80

Most Field Goals Attempted/Season

All Time - 631, Darrell Griffith, 1979-80

Most Field Goals Made/Career

All Time - 981, Darrell Griffith, 1976-80

Most Field Goals Attempted/Career

All Time - 1,877, Darrell Griffith, 1976-80

Highest Field Goal Percentage/Game


All Time - 1.000 (minimum 12 attempts) Clifford Rozier vs. Eastern Ky., Dec. 11, 1993 (15-of-15); Cornelius Holden vs. Southern Miss., March 3, 1990 (14-of-14) Derek Smith vs. Marquette, Feb. 12, 1981 (12-of-12)

Highest Field Goal Percentage/Season


All Time - .681, Felton Spencer, 1989-90 (188-of-276)

Highest Field Goal Percentage/Career


All Time - .628, Felton Spencer, 1986-90 (409-of-651)




Darrell Griffith



Butch Beard



Felton Spencer



Cornelius Holden

MOST FIELD GOALS MADE / SEASON

Rk. / Player	Year	FGM
1. Darrell Griffith	1979-80	349
2. John Turner	1960-61	277
3. Charlie Tyra	1955-56	262
4. Clifford Rozier	1993-94	247
5. Jim Price	1971-72	244
6. Darrell Griffith	1978-79	242
7. Darrell Griffith	1977-78	240
8. Pervis Ellison	1987-88	235
9. Wes Unseld	1967-68	234
10. Butch Beard	1966-67	231

MOST FIELD GOALS MADE / CAREER

Rk. / Player	Years	FGM
1. Darrell Griffith	1976-80	981
2. Pervis Ellison	1985-89	857
3. Milt Wagner	1981-86	749
4. Derek Smith	1978-82	722
5. Lancaster Gordon	1980-84	682
6. Herbert Crook	1984-88	656
7. Billy Thompson	1982-86	651
8. Charlie Tyra	1953-57	640
9. Reece Gaines	1999-03	632
10. Allen Murphy	1972-75	631

MOST FIELD GOAL ATTEMPTS / SEASON

Rk. / Player	Year	FGA
1. Darrell Griffith	1979-80	631
2. Charlie Tyra	1955-56	592
3. John Turner	1960-61	555
4. Chuck Noble	1952-52	538
5. Chuck Noble	1953-54	518
6. Jim Price	1971-72	493
7. Darrell Griffith	1978-79	487
8. Bobby Brown	1951-52	483
9. Darrell Griffith	1977-78	460
10. Milt Wagner	1983-84	458
Reece Gaines	2001-02	458

MOST FIELD GOAL ATTEMPTS / CAREER

Rk. / Player	Years	FGA
1. Darrell Griffith	1976-80	1877
2. Charlie Tyra	1953-57	1505
3. Milt Wagner	1981-86	1497
4. Pervis Ellison	1985-89	1486
5. John Turner	1958-61	1430
6. Chuck Noble	1950-54	1428
7. Reece Gaines	1999-03	1399
8. Lancaster Gordon	1980-84	1353
9. Everick Sullivan	1988-92	1349
10. Taquan Dean	2002-06	1327

HIGHEST FIELD GOAL PCT. / SEASON

(minimum 175 attempts)

Rk. / Player	Year	FGM-FGAPct.
1. Felton Spencer	1989-90	188-276 .681
2. Derek Smith	1978-79	117-185 .632
3. Clifford Rozier	1993-94	247-400 .618
4. Samaki Walker	1995-96	119-193 .617
5. Cornelius Holden	1989-90	123-200 .615
6. Pervis Ellison	1988-89	227-369 .615
7. Wes Unseld	1967-68	234-382 .613
8. Pervis Ellison	1986-87	185-347 .601
9. Cornelius Holden	1990-91	137-229 .598
10. Ricky Gallon	1975-76	184-310 .593

HIGHEST FIELD GOAL PCT. / CAREER

(minimum 500 attempts)

Rk. / Player	Years	FGM-FGA	Pct
1. Felton Spencer	1986-90	409-651	.628
2. David Padgett	2005-08	332-542	.613
3. Clifford Rozier	1992-94	439-742	.592
4. Derek Smith	1978-82	722-1251	.5771
5. Pervis Ellison	1985-89	857-1486	.5767
6. Samaki Walker	1994-96	272-472	.5760
7. Rodney McCray	1979-83	485-846	.574
8. Cornelius Holden	1988-92	396-693	.571
9. Mark McSwain	1983-87	291-517	.563
10. Charles Jones	1980-84	405-720	.5575
Wes Unseld	1965-68	630-1130	.5575

Field Goals, Free Throws Records

MOST FIELD GOALS / CONFERENCE GAME


Rk. / FGs, Opponent	Date
1. 49 vs. North Texas St.	Feb. 1, 1975
2. 48 vs. Tulane	Feb. 2, 1978
3. 47 vs. Tulsa	Feb. 22, 1975
4. 46 vs. Memphis State	Feb. 25, 1978
5. 45 vs. Virginia Tech	Feb. 6, 1986

MOST FGs / CONFERENCE GAME / LAST 30 YEARS

Rk. / FGs, Opponent	Date
1. 49 vs. North Texas St.	Feb. 1, 1975
2. 48 vs. Tulane	Feb. 2, 1978
3. 47 vs. Tulsa	Feb. 22, 1975
4. 46 vs. Memphis State	Feb. 25, 1978
5. 45 vs. Virginia Tech	Feb. 6, 1986

FEWEST FIELD GOALS / GAME / LAST 30 YEARS

Rk. / FGs, Opponent	Date
1. 14 vs. TCU	Feb. 17, 2004
2. 16 vs. Saint Louis	Feb. 22, 2002
16 vs. Temple	Feb. 12, 1995
16 vs. Minnesota	May 20, 1994
16 vs. Cincinnati	May 7, 1981
16 vs. New Mexico St.	Jan. 1, 1975



Charlie Tyra

Field Goal Percentage Leaders Year-by-Year

Year	Player	FTM-FTA	Pct.
1940-41	Aaron Andrews	65-***	**
1941-42	Frank Epley	119-**	**
1942-43	No Team		
1943-44	Records Incomplete		
1944-45	George Hauptfuhrer	128-**	**
1945-46	Records incomplete		
1946-47	Jack Coleman	97-**	**
1947-48	Jack Coleman	170-**	**
1948-49	Jack Coleman	180-**	**
1949-50	Glen Combs	183-**	**
1950-51	Bob Lochmueller	186-457	.410
1951-52	Bob Lochmueller	151-390	.390
1952-53	Phil Rollins	97-247	.391
1953-54	Jerry Moreman	52-118	.442
1954-55	Jerry Moreman	86-181	.480
1955-56	Charlie Tyra	262-592	.442
1956-57	Charlie Tyra	193-452	.431
1957-58	Roger Tieman	109-248	.443
1958-59	John Turner	184-454	.412
1959-60	Fred Sawyer	138-296	.467
1960-61	John Turner	277-555	.494
1961-62	Bud Olsen	202-390	.513
1962-63	Jadie Frazier	95-213	.446
1963-64	Ron Hawley	143-312	.458
1964-65	Eddie Creamer	144-306	.471
1965-66	Wes Unseld	195-374	.521
1966-67	Wes Unseld	201-374	.537
1967-68	Wes Unseld	234-382	.613
1968-69	Butch Beard	204-424	.482
1969-70	Mike Grosso	203-382	.531
1970-71	Al Vilcheck	195-377	.517
1971-72	Ron Thomas	191-347	.550
1972-73	Allen Murphy	215-411	.523
1973-74	Allen Murphy	208-383	.543
1974-75	Phillip Bond and Ricky Gallon	111-209	.531
		101-190	.531
1975-76	Ricky Gallon	184-310	.593
1976-77	Ricky Gallon	119-213	.558
1977-78	Rick Wilson	218-415	.525
1978-79	Derek Smith	117-185	.632
1979-80	Derek Smith	213-372	.573
1980-81	Rodney McCray	114-194	.588
1981-82	Derek Smith	204-346	.590
1982-83	Rodney McCray	152-259	.587
1983-84	Charles Jones	159-280	.568
1984-85	Mark McSwain	115-213	.540
1985-86	Billy Thompson	221-384	.576
1986-87	Mark McSwain	107-181	.591
1987-88	Pervis Ellison	235-391	.601
1988-89	Pervis Ellison	227-369	.615
1989-90	Felton Spencer	188-276	.681
1990-91	Cornelius Holden	137-229	.589
1991-92	Dwayne Morton	155-268	.578
1992-93	Clifford Rozier	192-342	.561
1993-94	Clifford Rozier	247-400	.618
1994-95	Samaki Walker	153-279	.548
1995-96	Samaki Walker	119-193	.617
1996-97	Nate Johnson	132-255	.518
1997-98	Nate Johnson	154-315	.489
1998-99	Tony Williams	137-276	.496
1999-00	Quintin Bailey	74-144	.514
2000-01	Ellis Myles	65-135	.481
2001-02	Ellis Myles	96-185	.519
2002-03	Ellis Myles	60-102	.588
2003-04	Otis George	63-129	.488
2004-05	Ellis Myles	123-243	.506
2005-06	David Padgett	109-188	.580
2006-07	David Padgett	111-186	.597
2007-08	David Padgett	112-168	.667

** information unavailable

(Minimum 100 FG Attempts)

Free Throw Percentage Leaders Year-by-Year

Year	Player	FTM-FTA	Pct.
1940-41	Aaron Andrews	50-**	**
1941-42	Frank Epley	61-**	**
1942-43	No Team		
1943-44	Records Incomplete		
1944-45	George Hauptfuhrer	52-**	**
1945-46	Records Incomplete		
1946-47	Sid Kupper	62-**	**
1947-48	Deward Compton and Kenny Reeves	87-**	**
1948-49	Kenny Reeves	85-**	**
1949-50	Kenny Reeves	107-**	**
1950-51	Bob Lochmueller	103-165	.625
1951-52	Bob Nader	60-78	.769
1952-53	Corky Cox	101-130	.780
1953-54	Corky Cox	130-178	.733
1954-55	Phil Rollins	83-113	.734
1955-56	Phil Rollins	93-117	.798
1956-57	Bill Darragh	75-91	.868
1957-58	Roger Tieman	63-75	.838
1958-59	Don Goldstein	115-153	.750
1959-60	Ron Rubenstein	119-157	.751
1960-61	John Turner	115-142	.810
1961-62	Ron Hawley	46-62	.742
1962-63	Jadie Frazier	77-105	.733
1963-64	Ron Rooks	80-108	.741
1964-65	Eddie Creamer	45-60	.750
1965-66	Fred Holden	97-114	.851
1966-67	Fred Holden	68-90	.755
1967-68	Butch Beard	92-122	.754
1968-69	Jerry King	127-154	.824
1969-70	Mike Lawhon	98-123	.797
1970-71	Jim Price	108-133	.812
1971-72	Jim Price	164-198	.828
1972-73	Terry Howard	62-72	.861
1973-74	Terry Howard	60-74	.811
1974-75	Terry Howard	28-29	.965
1975-76	Danny Brown	36-42	.857
1976-77	Phillip Bond	63-75	.840
1977-78	Rick Wilson	98-115	.852
1978-79	Tony Branch	39-49	.796
1979-80	Tony Branch	19-21	.905
1980-81	Roger Burkman	59-75	.787
1981-82	Poncho Wright	33-44	.750
1982-83	Lancaster Gordon	76-99	.768
1983-84	Milt Wagner	124-146	.849
1984-85	Jeff Hall	60-71	.845
1985-86	Jeff Hall	65-73	.890
1986-87	Herbert Crook	134-176	.761
1987-88	LaBradford Smith	143-158	.905
1988-89	LaBradford Smith	112-129	.868
1989-90	LaBradford Smith	123-143	.860
1990-91	LaBradford Smith	113-137	.825
1991-92	James Brewer	32-38	.842
1992-93	James Brewer	72-82	.878
1993-94	DeJuan Wheat	83-108	.769
1994-95	DeJuan Wheat	86-108	.796
1995-96	Brian Kiser	29-36	.806
1996-97	B.J. Flynn	124-155	.800
1997-98	Marques Maybin	51-66	.773
1998-99	Cameron Murray	99-128	.773
1999-00	Quintin Bailey	28-32	.875
2000-01	Erik Brown	33-41	.805
2001-02	Reece Gaines	164-205	.800
2002-03	Francisco Garcia	49-55	.891
2003-04	Larry O'Bannon	80-93	.860
2004-05	Francisco Garcia	150-171	.877
2005-06	Taquan Dean	92-107	.860
2006-07	Will Scott	26-30	.867
2007-08	Jerry Smith	64-83	.771

TEAM

Most Free Throws Made/Game

All Time - 44 vs. Canisius, Dec. 10, 1955
In the last 30 years - 42 vs. Oklahoma State, Dec. 6, 1980

Most Free Throws Made/Conference Game

All Time - 39 vs. Virginia Tech., Feb. 10, 1986
In the last 30 years - 39 vs. Virginia Tech., Feb. 10, 1986

Most Free Throws Made/Season

All Time - 683, 2004-05 (38 games)

Most Free Throws Attempted/Season

All Time - 1,098, 1953-54, (29 games)

Fewest Free Throws Made/Game

All Time - 2 vs. Murray St., Dec. 6, 1988
 2 vs. Memphis St., Jan. 28, 1987
 2 vs. Tulane, Feb. 26, 1985
 2 vs. Kentucky, Nov. 26, 1983

Fewest Free Throws Made/Conference Game

All Time - 2 vs. Memphis St., Jan. 28, 1987
 2 vs. Tulane, Feb. 26, 1985

Highest Free Throw Percentage/Game

All Time - 100% vs. New Mexico St., Jan. 30, 1975 (19-19)
 100% vs. St. Louis, March 5, 1982 (12-12)
 100% vs. Kentucky, Dec. 18, 2005 (11-11)

Highest Free Throw Percentage/Conference Game

All Time - 100% vs. New Mexico St., Jan. 30, 1975 (19-19)
 100% vs. St. Louis, March 5, 1982 (12-12)

Highest Free Throw Percentage/Season

All Time - 75.2%, 1974-75 (543-722)

INDIVIDUAL

Most Free Throws Made/Game

All Time - 16, Charlie Tyra vs. Notre Dame, Dec. 22, 1956

Most Free Throws Made/Conference Game

All Time - 14, Herbert Crook vs. Cincinnati, Jan. 20, 1988

Most Consecutive Free Throws Made/Multiple Games

All Time - 36, LaBradford Smith, 1987-88

Most Free Throws Made/Season

All Time - 177, Wes Unseld, 1967-68

Most Free Throws Made/Conference Season

All Time - 98, Reece Gaines, 2001-02 (117 attempts, 16 games)

Most Free Throws Made/Career

All Time - 491, LaBradford Smith, 1987-91

Most Free Throws Made/Conference Career

All Time - 228, Wes Unseld, 1965-68

Highest Free Throw Percentage/Season

All Time - (*minimum 50 attempts*) 90.5%, LaBradford Smith, 1987-88 (143-158)

Highest Free Throw Percentage/Conference Season

All Time - 91.2%, Milt Wagner, 1983-84 (66-72)

Highest Free Throw Percentage/Career

All Time - (*minimum 200 attempts*) 86.6%

(491-567), LaBradford Smith, 1987-91

Highest Free Throw Percentage/Conference Career

All Time - .872%, LaBradford Smith, 1987-91



LaBradford Smith

MOST FREE THROWS MADE / SEASON

Rk. / Player	Year	FTM
1. Wes Unseld	1967-68	177
2. Charlie Tyra	1956-57	169
3. Charlie Tyra	1955-56	166
4. Reece Gaines	2001-02	164
Jim Price	1971-72	164
6. Francisco Garcia	2004-05	150
7. Butch Beard	1968-69	149
8. Pervis Ellison	1987-88	146
Felton Spencer	1989-90	146
10. Reece Gaines	2002-03	145

MOST FREE THROWS MADE / CAREER

Rk. / Player	Years	FTM
1. LaBradford Smith	1987-91	491
2. Reece Gaines	1999-03	456
3. Charlie Tyra	1953-57	448
4. Pervis Ellison	1985-89	428
5. Wes Unseld	1965-68	426
6. Herbert Crook	1984-88	411
7. Billy Thompson	1982-86	383
8. Derek Smith	1978-82	382
Marques Maybin	1997-01	382
10. Darrell Griffith	1976-80	371

MOST FREE THROW ATTEMPTS / SEASON

Rk. / Player	Year	FTA
1. Wes Unseld	1967-68	275
2. Charlie Tyra	1955-56	256
3. Charlie Tyra	1956-57	234
4. Bud Olsen	1961-62	227
5. Clifford Rozier	1993-94	224
6. Pervis Ellison	1987-88	211
7. John Reuther	1964-65	206
8. Reece Gaines	2001-02	205
9. Felton Spencer	1989-90	204
Butch Beard	1968-69	204

MOST FREE THROW ATTEMPTS / CAREER

Rk. / Player	Years	FTA
1. Charlie Tyra	1953-57	686
2. Wes Unseld	1965-68	654
3. Pervis Ellison	1985-89	623
4. Reece Gaines	1999-03	608
5. Derek Smith	1978-82	570
6. LaBradford Smith	1987-91	567
Herbert Crook	1984-88	567
8. Billy Thompson	1982-86	533
9. Darrell Griffith	1976-80	532
10. John Reuther	1962-65	523

BEST FREE THROW PCT. / SEASON

Rk. / Player	Year	FTM-FTA	Pct.
1. Terry Howard	1974-75	28-29	.965
2. LaBradford Smith	1987-88	143-158	.905
Tony Branch	1979-80	19-21	.905
4. Francisco Garcia	2002-03	49-55	.891
5. Jeff Hall	1985-86	65-73	.887
6. Francisco Garcia	2004-05	150-171	.877
7. LaBradford Smith	1988-89	112-129	.868
Bill Darragh	1956-57	79-91	.868
9. Milt Wagner	1985-86	137-159	.862
10. Terry Howard	1972-73	62-72	.861

BEST FREE THROW PCT. / CAREER

Rk. / Player	Year	FTM-FTA	Pct.
1. LaBradford Smith	1987-91	491-567	.866
2. Terry Howard	1972-75	150-175	.857
3. Francisco Garcia	2002-05	309-364	.849
4. Taquan Dean	2002-05	214-258	.829
5. Larry O'Bannon	2001-05	273-331	.825
6. Phil Bond	1972-77	219-268	.817
7. Danny Brown	1973-77	147-180	.816
8. Milt Wagner	1981-86	336-413	.814
9. Jeff Hall	1982-86	170-209	.812
10. Tony Branch	1976-80	90-111	.811

Three-Point Goals Records

TEAM

Most Three-Point Field Goals/Game
22 vs. Hartford, Nov. 17, 2007

Most Three-Point Field Goals/Season
361 in 2004-05

Most Three-Point Field Goals Attempted/ Game
40 vs. TCU, Jan. 12, 2002

Most Three-Point Field Goals Attempted/ Conference Game
40 vs. TCU, Jan. 12, 2002

Most Three-Point Goals Attempted/ Season
906 in 2004-05

Highest Three-Point Field Goal Percentage/Game
.800 (4-5) vs. Southern Mississippi, March 10, 1990

Highest Three-Point Field Goal Percentage/Conference Game
.800 (4-5) vs. Southern Mississippi, March 10, 1990

Highest Three-Point Goal Percentage/ Season
.416 (188-452), 1992-93

Lowest Three-Point Field Goal Percentage/Season
.328 (84-256), 1987-88

INDIVIDUAL

Most Three-Point Field Goals/Game
9, Taquan Dean vs. VMI, Dec. 23, 2003 (attempted 12)

Most Three-Point Field Goals Attempted/ Game
17, Taquan Dean vs. West Virginia, March 26, 2005 (made 7)

Most Three-Point Field Goals/Season
122, Taquan Dean, 2004-05

Most Three-Point Field Goals Attempted/ Season
275, Taquan Dean, 2005-06

Most Three-Point Field Goals/Career
359, Taquan Dean, 2002-06

Most Three-Point Field Goals Attempted/ Career
896, Taquan Dean, 2002-06

Highest Three-Point Field Goal Percentage/Game (minimum six attempts)


100%, Everick Sullivan vs. Virginia, Feb. 17, 1990 (6-6); Tony Williams vs. Georgia, Nov. 29, 1999 (6-6)(minimum six attempts)

Highest Three-Point Field Goal Percentage/Season (minimum 100 attempts)


45.8%, Brian Kiser, 1994-95 (55-120)

Highest Three-Point Field Goal Percentage/Career (minimum 150 attempts)

46.1%, Dwayne Morton, 1991-94 (111-241)



DeJuan Wheat



Taquan Dean

MOST THREE-POINT GOALS / SEASON

Rk. / Player	Year	3FGM
1. Taquan Dean	2004-05	122
2. Taquan Dean	2005-06	105
3. DeJuan Wheat	1996-97	97
4. Reece Gaines	2001-02	91
5. Larry O'Bannon	2004-05	85
6. DeJuan Wheat	1994-95	84
7. DeJuan Wheat	1995-96	78
8. Reece Gaines	2002-03	75
9. Taquan Dean	2003-04	71
10. Jerry Smith	2007-08	68
Brian Kiser	1995-96	68

MOST THREE-POINT GOALS / CAREER

Rk. / Player	Year	3FGM
1. Taquan Dean	2002-06	359
2. DeJuan Wheat	1993-97	323
3. Reece Gaines	1999-02	225
4. Francisco Garcia	2002-05	180
5. Larry O'Bannon	2001-05	163
6. Everick Sullivan	1988-92	159
7. Marques Maybin	1997-01	156
8. Brian Kiser	1992-96	148
9. Tony Williams	1996-00	146
10. Terrence Williams	2005-08	138

MOST THREE-POINT ATTEMPTS / SEASON

Rk. / Player	Year	3FGA
1. Taquan Dean	2004-05	273
2. DeJuan Wheat	1996-97	272
3. Reece Gaines	2001-02	241
4. DeJuan Wheat	1995-96	215
5. Larry O'Bannon	2004-05	200
6. DeJuan Wheat	1994-95	195
7. Francisco Garcia	2004-05	194
8. Reece Gaines	2002-03	193
9. Jerry Smith	2007-08	177
Taquan Dean	2003-04	177

Three-Point Field Goal Pct. Leaders Year-by-Year

Year	Player	3FG-FGA	Pct.
1986-87	Tony Kimbro	14-37	.378
1987-88	Kenny Payne	34-83	.410
1988-89	Kenny Payne	45-105	.429
1989-90	Everick Sullivan	43-114	.377
1990-91	James Brewer	44-102	.431
1991-92	Everick Sullivan	42-122	.344
1992-93	Dwayne Morton	51-96	.531
1993-94	Dwayne Morton	47-118	.398
1994-95	Brian Kiser	55-120	.458
1995-96	Brian Kiser	68-159	.428
1996-97	B.J. Flynn	40-107	.374
1997-98	Cameron Murray	38-96	.396
1998-99	Eric Johnson	33-81	.407
1999-00	Nate Johnson	23-51	.451
2000-01	Reece Gaines	40-94	.426
2001-02	Reece Gaines	91-241	.378
2002-03	Reece Gaines	75-193	.389
2003-04	Nate Daniels	40-97	.412
2004-05	Taquan Dean	122-273	.447
2005-06	Brandon Jenkins	48-124	.387
2006-07	Jerry Smith	55-115	.478
2007-08	Andre McGee	52-132	.394

MOST THREE-POINT ATTEMPTS / CAREER

Rk. / Player	Year	3FGA
1. Taquan Dean	2002-06	896
2. DeJuan Wheat	1993-97	856
3. Reece Gaines	1999-03	589
4. Francisco Garcia	2002-05	488
5. Marques Maybin	1997-01	460
6. Larry O'Bannon	2001-05	457
7. Everick Sullivan	1988-92	436
8. Tony Williams	1996-00	429
9. LaBradford Smith	1987-91	386
10. Brian Kiser	1992-96	344

HIGHEST THREE-POINT PCT. / SEASON

Rk. / Player	Year	3FGM-A	Pct.
1. Dwayne Morton	1992-93	51- 96	.531
2. Jerry Smith	2006-07	55-115	.478
3. Brian Kiser	1994-95	55-120	.458
4. Taquan Dean	2004-05	122-273	.447
5. Greg Minor	1992-93	42- 97	.433
6. DeJuan Wheat	1994-95	84-195	.431
James Brewer	1991-92	44-102	.431
8. Brian Kiser	1995-96	65-158	.430
9. Kenny Payne	1988-89	45-105	.429
10. Reece Gaines	2000-01	40- 94	.426

HIGHEST THREE-POINT PCT. / CAREER

Rk. / Player	Year	3FGM-A	Pct.
1. Dwayne Morton	1991-94	111-241	.461
2. Brian Kiser	1992-96	148-344	.430
3. Taquan Dean	2002-05	359-896	.401
4. Kenny Payne	1985-89	85-212	.401
5. James Brewer	1988-93	131-330	.397
6. DeJuan Wheat	1993-97	225-577	.390
7. Tony Kimbro	1985-90	55-142	.387
8. Reece Gaines	1999-03	225-589	.382
9. Francisco Garcia	2002-05	180-488	.369
10. Everick Sullivan	1988-92	159-436	.365

Assists, Turnovers Records

TEAM

(Note: assists records began in 1969-70)

Most Assists/Game

- 34 vs. VMI, Dec. 23, 2003
- 32 vs. Syracuse, March 31, 1975
- vs. Bradley, March 1, 1976
- vs. Kentucky, Dec. 26, 1975
- vs. Dayton, Jan. 26, 1988
- vs. Alaska Anchorage, Nov. 27, 1999

Most Assists/Season

661, 1989-90

INDIVIDUAL

Most Assists/Game

15, Francisco Garcia vs. Murray State, Jan. 3, 2004

Most Assists/Conference Game

13, Cameron Murray vs. Saint Louis, Jan. 20, 1998

Most Assists/Season

226, LaBradford Smith, 1989-90 (39 games)

Highest Average Assists/Season

6.5, LaBradford Smith, 1989-90

Most Assists/Career

713, LaBradford Smith, 1987-90

Assist Leaders Year-by-Year

Year	Player	G	Asst.	Avg.
1969-70	Jim Price	27	126	4.7
1970-71	Jim Price	29	115	4.0
1971-72	Jim Price	31	137	4.4
1972-73	Terry Howard	30	114	3.8
1973-74	Terry Howard	28	108	3.9
1974-75	Phil Bond	31	146	4.7
1975-76	Phil Bond	28	152	5.4
1976-77	Phil Bond	28	156	5.6
1977-78	Rick Wilson	30	134	4.5
1978-79	Scooter McCray	32	98	3.1
1979-80	Darrell Griffith	36	138	3.8
1980-81	Jerry Eaves	30	98	3.3
1981-82	Jerry Eaves	33	110	3.3
1982-83	Scooter McCray	36	125	3.5
1983-84	Milt Wagner	35	136	3.9
1984-85	Billy Thompson	37	154	4.2
1985-86	Milt Wagner	39	165	4.2
1986-87	Herbert Crook	32	97	3.0
1987-88	LaBradford Smith	35	156	4.5
1988-89	LaBradford Smith	33	184	5.6
1989-90	LaBradford Smith	35	226	6.5
1990-91	LaBradford Smith	30	147	4.9
1991-92	Everick Sullivan	29	104	3.6
1992-93	Keith LeGree	31	117	3.8
1993-94	Jason Osborne	34	141	4.1
1994-95	DeJuan Wheat	33	106	3.2
1995-96	DeJuan Wheat	34	128	3.9
1996-97	DeJuan Wheat	35	149	4.3
1997-98	Cameron Murray	32	134	4.2
1998-99	Cameron Murray	30	116	3.9
1999-00	Reece Gaines	31	104	3.4
2000-01	Reece Gaines	30	98	3.3
2001-02	Reece Gaines	32	114	3.6
2002-03	Reece Gaines	32	159	5.0
2003-04	Francisco Garcia	28	131	4.7
2004-05	Francisco Garcia	38	148	3.9
2005-06	Taquan Dean	31	107	3.5
2006-07	Terrence Williams	34	129	3.8
2007-08	Terrence Williams	36	161	4.5

MOST ASSISTS / SEASON


Rk. / Player	Year	Asst.
1. LaBradford Smith	1989-90	226
2. LaBradford Smith	1988-89	184
3. Milt Wagner	1985-86	165
4. Keith Williams	1989-90	162
5. Terrence Williams	2007-08	161
6. Reece Gaines	2002-03	159
7. Phil Bond	1976-77	156
LaBradford Smith	1987-88	156
9. Billy Thompson	1984-85	154
10. Phil Bond	1975-76	152

MOST ASSISTS / CAREER

Rk. / Player	Year	Asst.
1. LaBradford Smith	1987-91	713
2. Phil Bond	1972-77	528
3. DeJuan Wheat	1993-97	498
4. Keith Williams	1986-90	482
5. Reece Gaines	1999-03	475
6. Billy Thompson	1982-86	459
7. Milt Wagner	1981-86	432
8. Rick Wilson	1974-78	394
9. Everick Sullivan	1988-92	393
10. Darrell Griffith	1976-80	383

MOST ASSISTS / GAME

Asst. / Player	Date	Opponent
15 Francisco Garcia	1-3-04	Murray State
14 Phil Bond	3-12-77	UCLA
13 Terrence Williams	11-17-08	Hartford
13 Cameron Murray	1-20-98	Saint Louis
12 LaBradford Smith	2-6-91	South Carolina
12 LaBradford Smith	1-7-90	UCLA
12 LaBradford Smith	12-4-89	Cleveland St.
12 Keith Williams	3-19-88	Brigham Young
12 Henry Bacon	3-16-72	Southwest Louisiana
11 Terrence Williams	1-23-08	South Florida
11 Reece Gaines	1-29-03	Southern Miss
11 Tick Rogers	1-21-95	Tulane
11 LaBradford Smith	1-26-91	UNLV
11 LaBradford Smith	2-27-90	Tulane
11 LaBradford Smith	12-16-89	New Mexico St.
11 LaBradford Smith	12-8-88	Western Kentucky
11 Milt Wagner	3-29-86	LSU



Phil Bond

Turnovers

Most Turnovers/Game

38 vs. Hawaii-Hilo, Dec. 20, 1984

Fewest Turnovers/Game


5 vs. South Florida, Feb. 2, 1995;
vs. Illinois, April 2, 2005

Most Turnovers/Season


632, 1985-86

Fewest Turnovers/Season


413, 2003-04



Francisco Garcia



Reece Gaines



LaBradford Smith

Blocked Shots, Fouls Records

Blocked Shots

TEAM

Most Blocked Shots/Game
18 vs. Holy Cross, Dec. 7, 2003

Most Blocked Shots/Season
251, 1982-83

INDIVIDUAL

Most Blocked Shots/Game
11, Samaki Walker vs. Kentucky,
Jan. 1, 1995


Most Blocked Shots/Conference Game
8, Billy Thompson vs. Virginia Tech,
Feb. 10, 1986

Most Blocked Shots/Season
102, Pervis Ellison, 1987-88

Most Blocked Shots/Career
374, Pervis Ellison, 1985-89



Charles Jones



Samaki Walker

Blocked Shots Leaders

Year-by-Year

Year	Player	G	Blk.	Avg.
1977-78	Ricky Gallon	30	46	1.5
1978-79	Scooter McCray	32	57	1.8
1979-80	Rodney McCray	36	63	1.8
1980-81	Rodney McCray	30	42	1.4
1981-82	Rodney McCray	33	43	1.3
1982-83	Charles Jones	36	82	2.3
1983-84	Charles Jones	35	64	1.8
1984-85	Barry Sumpter	37	54	1.5
1985-86	Pervis Ellison	39	92	2.4
1986-87	Pervis Ellison	31	82	2.7
1987-88	Pervis Ellison	35	102	2.9
1988-89	Pervis Ellison	31	98	3.2
1989-90	Felton Spencer	35	69	2.0
1990-91	Cornelius Holden	30	62	2.1
1991-92	Cornelius Holden	30	33	1.1
1992-93	Dwayne Morton	31	30	1.0
1993-94	Clifford Rozier	34	76	2.2
1994-95	Samaki Walker	33	78	2.7
1995-96	Samaki Walker	21	43	2.2
1996-97	Damion Dantzler	35	30	0.9
1997-98	Damion Dantzler	32	32	1.0
1998-99	Dion Edward	30	37	1.1
1999-00	Dion Edward	31	54	1.7
2000-01	Joseph N'Sima	31	55	1.7
2001-02	Ellis Myles	32	34	1.1
2002-03	Francisco Garcia	32	40	1.3
2003-04	Kendall Dartz	30	46	1.5
2004-05	Francisco Garcia	38	56	1.5
2005-06	David Padgett	24	35	1.5
2006-07	David Padgett	33	50	1.5
2007-08	Earl Clark	35	59	1.7

MOST BLOCKED SHOTS / GAME

Bk. / Player	Date	Blocks
1. Samaki Walker	1-1-95	11
2. Charles Jones	2-22-83	10
3. Pervis Ellison	2-28-87	9
Kendall Dartz	12-7-03	9
5. Billy Thompson	2-10-86	8
Pervis Ellison	12-8-88	8
7. Charles Jones	12-17-83	7
Pervis Ellison	11-30-86	7
Pervis Ellison	3-5-88	7
Samaki Walker	1-7-95	7
Samaki Walker	1-19-95	7
Beau Zach Smith	12-6-95	7
Beau Zach Smith	1-21-96	7

MOST BLOCKED SHOTS / SEASON

Rk. / Player	Year	Blocks
1. Pervis Ellison	1987-88	102
2. Pervis Ellison	1988-89	98
3. Pervis Ellison	1985-86	92
4. Pervis Ellison	1986-87	82
Charles Jones	1982-83	82
6. Samaki Walker	1994-95	78
7. Clifford Rozier	1993-94	76
8. Felton Spencer	1989-90	69
9. Charlie Jones	1983-84	64
10. Rodney McCray	1979-80	63
Billy Thompson	1985-86	63

MOST BLOCKED SHOTS / CAREER

Rk. / Player	Years	Blocks
1. Pervis Ellison	1985-89	374
2. Charles Jones	1980-84	208
3. Rodney McCray	1979-83	178
4. Scooter McCray	1978-83	173
Cornelius Holden	1988-92	173
6. Ricky Gallon	1974-78	159
7. Billy Thompson	1982-86	153
8. Francisco Garcia	2002-04	134
9. Felton Spencer	1986-90	133
10. Wesley Cox	1973-77	122



Pervis Ellison

Fouls

TEAM

Most Fouls/Game
43 vs. Siena, Dec. 10, 1953

Most Fouls by Opponent/Game
38, Cincinnati, Mar 8, 1986;
38, Texas, Dec. 9, 1995

Most Fouls by Both Teams/Game
73 vs. Siena, Dec. 10, 1953 (UL 43, S 30)

Most Fouls/Season
756, 1949-50 (32 games)

Most Fouls by Opponent/Season
802, 1985-86 (39 games)

Most Players Disqualified on Fouls/ Game

6 vs. Denver, Feb. 8, 1950 (41 fouls)

Most Opponent Players Disqualified on Fouls/Game

6, Eastern Ky., Feb. 18, 1953 (37 fouls)

6, Virginia Tech, Feb. 10, 1986 (35 fouls)

INDIVIDUAL

Most Fouls/Season
130, Dick Robinson, 1949-50

Most Fouls/Career
414, Pervis Ellison, 1985-89

Most Disqualifications on Fouls/Season
7, Felton Spencer, 1988-89

7, Barry Sumpter, 1984-85

Most Disqualifications on Fouls/Career
17, Felton Spencer, 1986-90

MOST FOULS / SEASON

Rk. / Player	Year	Fouls
1. Felton Spencer	1989-90	126
Billy Thompson	1985-86	126
3. Barry Sumpter	1984-85	119
4. Derek Smith	1981-82	118
5. Pervis Ellison	1985-86	117
Herbert Crook	1985-86	117
Billy Thompson	1984-85	117
8. Alvin Sims	1996-97	112
9. Ellis Myles	2004-05	114
10. Francisco Garcia	2004-05	110

MOST FOULS / CAREER

Rk. / Player	Years	Fouls
1. Billy Thompson	1982-86	430
2. Pervis Ellison	1985-89	414
3. Derek Smith	1978-82	406
4. Felton Spencer	1986-90	387
5. Ellis Myles	2004-05	384

U of L Triple Doubles

■ Samaki Walker vs. Kentucky, 1/1/95

14 points, 10 rebounds, 11 blocks

■ Ellis Myles vs. TCU, 3/10/05

10 points, 10 rebounds, 10 assists

■ Terrence Williams vs. Hartford, 11/17/07

14 points, 12 rebounds, 13 assists

■ Terrence Williams vs. Seton Hall, 1/19/08

10 points, 10 rebounds, 10 assists

Steals, Games, Starts Records

TEAM

Most Steals/Game

21 vs. Tulsa, Feb. 22, 1975

Most Steals/Season

335, 1994-95

INDIVIDUAL

Most Steals/Game

10, Tick Rogers vs. Western Carolina, Dec. 5, 1994

Most Steals/Conference Game

7, Lancaster Gordon vs. Tulane, Feb. 4, 1981
7, Jason Osborne vs. Tulane, Jan. 21, 1995

Most Steals/Season

86, Darrell Griffith, 1979-80
86, Tick Rogers, 1994-95

Most Steals/Career

230, Darrell Griffith, 1976-80



Tick Rogers

MOST STEALS / GAME

Steals / Player	Date	Opponent
10	Tick Rogers	12-5-94 ... W. Carolina
9	Alvin Sims	11-25-95 . Va. C'wealth
7	Lancaster Gordon	2-4-81 Tulane
	LaBradford Smith	2-6-88 Houston
	Jason Osborne	1-21-95 ... Tulane
	Alvin Sims	12-2-95 ... Michigan St.
	Edgar Sosa	12-2-06 ... Sacramento St.
6	10 players with 6 steals	

MOST STEALS / SEASON

Rk. / Player	Year	Steals
1.	Darrell Griffith	1979-80 86
	Tick Rogers	1994-95 86
3.	Alvin Sims	1995-96 83
4.	LaBradford Smith	1989-90 74
5.	Jason Osborne	1994-95 72
6.	Roger Burkman	1979-80 67
	Tick Rogers	1995-96 67
8.	Francisco Garcia	2004-05 65
	Charles Jones	1983-84 65
10.	Jerry Smith	2007-08 62
	Lancaster Gordon	1982-83 62

MOST STEALS / CAREER

Rk. / Player	Years	Steals
1.	Darrell Griffith	1976-80 230
2.	LaBradford Smith	1987-90 227
3.	Tick Rogers	1992-96 220
4.	Lancaster Gordon	1980-84 192
5.	Reece Gaines	1999-03 191
6.	Nate Johnson	1996-00 182
7.	Pervis Ellison	1985-89 171
8.	Roger Burkman	1977-81 170
9.	Rick Wilson	1974-78 161
10.	Charles Jones	1980-84 160

Steal Leaders Year-by-Year

Year	Player	G	Stl.	Avg.
1977-78	Rick Wilson	30	53	1.8
1978-79	Darrell Griffith	32	60	1.9
1979-80	Darrell Griffith	36	86	2.4
1980-81	Roger Burkman	30	54	1.8
1981-82	Jerry Eaves	33	47	1.4
1982-83	Lancaster Gordon	36	62	1.7
1983-84	Charles Jones	35	65	1.9
1984-85	Mark McSwain	36	27	0.8
1985-86	Milt Wagner	39	52	1.3
1986-87	Pervis Ellison	31	36	1.2
1987-88	LaBradford Smith	35	51	1.5
1988-89	LaBradford Smith	33	40	1.2
1989-90	LaBradford Smith	35	74	2.1
1990-91	LaBradford Smith	30	62	2.1
1991-92	Everick Sullivan	29	39	1.3
1992-93	Keith LeGree	31	46	1.5
1993-94	Greg Minor	34	57	1.7
1994-95	Tick Rogers	33	86	2.6
1995-96	Alvin Sims	34	83	2.5
1996-97	Alvin Sims	35	85	2.4
1997-98	Cameron Murray	32	49	1.5
1998-99	Nate Johnson	27	47	1.7
1999-00	Nate Johnson	31	60	1.9
2000-01	Reece Gaines	30	34	1.1
2001-02	Reece Gaines	32	44	1.4
2002-03	Reece Gaines	32	54	1.7
2003-04	Francisco Garcia	28	52	1.9
2004-05	Francisco Garcia	38	65	1.7
2005-06	Brandon Jenkins	34	54	1.6
2006-07	Edgar Sosa	34	44	1.3
2007-08	Jerry Smith	36	62	1.7

Games Played / Started

MOST GAMES PLAYED / SEASON

Rk. / Player	Year	Games
1.	Milt Wagner	1985-86 39
	Billy Thompson	1985-86 39
	Pervis Ellison	1985-86 39
	Herbert Crook	1985-86 39
	Jeff Hall	1985-86 39
	Tony Kimbro	1985-86 39
2.	Francisco Garcia, Larry O'Bannon, Juan Palacios, Brandon Jenkins (tie)	2004-05 38

MOST GAMES PLAYED / CAREER

Rk. / Player	Years	Games
1.	Jeff Hall	1982-86 145
2.	Milt Wagner	1981-86 144
3.	Billy Thompson	1982-86 143
4.	Herbert Crook	1984-88 142
5.	Tony Kimbro	1985-89 139
6.	Pervis Ellison	1985-89 136
	DeJuan Wheat	1993-97 136
	Brandon Jenkins	2003-07 136
9.	Rodney McCray	1979-83 135
10.	Lancaster Gordon	1980-84 134
	Felton Spencer	1986-90 134

MOST GAMES STARTED / SEASON

Rk. / Player	Year	Starts
1.	Milt Wagner	1985-86 39
	Billy Thompson	1985-86 39
	Pervis Ellison	1985-86 39
	Herbert Crook	1985-86 39
	Jeff Hall	1985-86 39
6.	Francisco Garcia	2004-05 38
	Larry O'Bannon	2004-05 38

MOST GAMES STARTED / CAREER

Rk. / Player	Years	Starts
1.	DeJuan Wheat	1993-97 136
2.	Pervis Ellison	1985-89 135
3.	LaBradford Smith	1987-90 133
4.	Rodney McCray	1979-83 132
5.	Nate Johnson	1996-00 124
	Lancaster Gordon	1980-84 124
7.	Reece Gaines	1999-03 123
8.	Milt Wagner	1981-86 112
9.	Keith Williams	1986-90 110
10.	Ellis Myles	2004-05 109


MOST MINUTES PLAYED / SEASON

Rk. / Player	Season	Minutes
1.	Milt Wagner	1985-86 1,312
2.	Terrence Williams	2007-08 1,293
3.	Billy Thompson	1984-85 1,262
4.	Darrell Griffith	1979-80 1,246
5.	Derek Smith	1979-80 1,222
	DeJuan Wheat	1996-97 1,222
7.	Billy Thompson	1985-86 1,216
8.	Francisco Garcia	2004-05 1,211
9.	Charles Jones	1983-84 1,210
10.	Herbert Crook	1987-88 1,207


MOST MINUTES PLAYED / CAREER

Rk. / Player	Years	Minutes
1.	DeJuan Wheat	1993-97 4,560
2.	Pervis Ellison	1985-89 4,335
3.	Rodney McCray	1979-83 4,235
4.	LaBradford Smith	1987-91 4,172
5.	Billy Thompson	1982-86 4,065
6.	Milt Wagner	1981-86 4,048
7.	Reece Gaines	1999-03 3,946
8.	Herbert Crook	1984-88 3,923
9.	Lancaster Gordon	1980-84 3,827
10.	Keith Williams	1986-90 3,673

1,000-Point Scorers



Darrell Griffith




DeJuan Wheat

Darrell Griffith Career Statistics


Year	G	Min	FGM-FGA	Pct	3Pt-Att	Pct	FTM-FTM	Pct	Reb-Avg	PF-D	Ast-Avg	To	Blk	St	Pts-Avg
1976-77	28	652	150-229	.501	--	--	59-93	.634	109-3.9	71-3	50-1.7	75	--	--	359-12.8
1977-78	30	996	40-460	.522	--	--	78-110	.709	162-5.4	78-3	105-3.5	113	20	48	558-18.6
1978-79	32	1001	242-487	.497	--	--	107-151	.709	140-4.4	87-3	90-2.8	90	29	60	591-18.5
1979-80	36	1246	349-631	.553	--	--	127-178	.713	174-4.8	99-2	138-3.8	131	29	86	825-22.9
Career	126	3895	981-1807	.518	--	--	371-532	.697	585-4.6	335-11	383-2.9	409	--	--	2333-18.2

DeJuan Wheat Career Statistics

Year	G-GS	Min	FGM-FGA	Pct	3Pt-Att	Pct	FTM-FTA	Pct	Reb-Avg	PF-D	Ast-Avg	To	Blk	St	Pts-Avg
1993-94	34-34	1079	141-313	.450	64-167	.383	83-108	.769	70-2.1	57-1	109-3.2	61	9	44	429-12.6
1994-95	33-33	1081	187-384	.487	84-195	.431	86-108	.796	88-2.7	50-0	106-3.2	62	5	41	544-16.5
1995-96	34-34	1178	204-452	.451	78-222	.351	117-160	.731	117-3.4	65-0	134-3.9	93	8	51	603-17.7
1996-97	35-35	1222	193-454	.425	97-272	.357	124-167	.743	77-2.2	55-0	149-4.3	91	5	68	607-17.3
Career	136-136	4560	725-1603	.452	323-856	.377	410-543	.755	352-2.6	227-1	498-3.7	307	27	204	2183-16.1



Pervis Ellison




Reece Gaines

Pervis Ellison Career Statistics


Year	G-GS	Min	FGM-FGA	Pct	3Pt-Att	Pct	FTM-FTA	Pct	Reb-Avg	PF-D	Ast-Avg	To	Blk	St	Pts-Avg
1985-86	39-39	1194	210-379	.554	--	--	90-132	.682	318-8.2	117-3	78-2.0	60	92	50	510-13.1
1986-87	31-31	952	185-347	.533	0-0	.000	100-139	.719	270-8.7	96-6	56-1.8	96	82	36	470-15.2
1987-88	35-35	1175	235-391	.601	1-2	.500	146-211	.692	291-8.3	103-2	108-3.1	73	102	46	617-17.6
1988-89	31-30	1014	227-369	.615	0-1	.000	92-141	.652	270-8.7	98-5	78-2.5	85	98	39	546-17.6
Career	136-135	4335	857-1486	.577	1-3	.333	428-623	.687	1149-8.4	414-15	320-2.4	314	374	171	2143-15.8

Reece Gaines Career Statistics

Year	G	Min	FGM-FGA	Pct	3Pt-Att	Pct	FTM-FTA	Pct	Reb-Avg	PF-D	Ast-Avg	To	Blk	St	Pts-Avg
1999-00	31	921	98-220	.445	19-61	.311	66-86	.767	101-3.3	72-0	104-3.4	94	6	58	281- 9.1
2000-01	30	946	148-337	.439	40-94	.426	81-120	.675	105-3.5	72-1	98-3.3	73	7	34	417-13.9
2001-02	32	1049	209-458	.456	91-241	.378	164-205	.800	124-3.9	90-3	114-3.6	70	11	44	673-21.0
2002-03	32	1030	177-384	.461	75-193	.389	145-197	.736	94-2.9	82-1	159-5.0	95	4	54	574-17.9
Career	93	3946	632-1399	.452	225-589	.382	456-608	.750	424-3.4	316-5	475-3.8	332	28	191	1945-15.6



Milt Wagner



Derek Smith

Milt Wagner Career Statistics


Year	G-GS	Min	FGM-FGA	Pct	3pt-Att	Pct	FTM-FTA	Pct	Reb-Avg	PF-D	Ast-Avg	To	Blk	St	Pts-Avg
1981-82	32-0	444	63-131	.481	--	--	11-19	.579	33-1.0	48-0	38-1.2	41	5	12	137- 4.3
1982-83	36-36	1111	227-437	.519	2-4	.500	61-86	.709	92-2.6	85-1	89-2.5	87	20	30	517-14.4
1983-84	35-35	1157	228-458	.498	--	--	124-146	.849	103-2.9	97-3	136-3.9	112	14	44	580-16.6
1984-85	2-2	59	11-27	.407	--	--	3-3	1.000	5-2.5	3-0	4-2.0	9	3	0	25-12.5
1985-86	39-39	1312	220-444	.495	--	--	137-159	.862	122-3.1	92-2	165-4.2	124	10	52	577-14.8
Career	144-112	4048	749-1497	.500	2-4	.500	336-413	.814	355-2.5	325-6	432-3.0	372	52	138	1836-12.8

Derek Smith Career Statistics


Year	G-GS	Min	FGM-FGA	Pct	3Pt-Att	Pct	FTM-FTA	Pct	Reb-Avg	PF-D	Ast-Avg	To	Blk	St	Pts-Avg
1978-79	32--	622	117-185	.632	--	--	79-123	.642	153-4.8	77-1	30-0.9	49	15	14	313-9.8
1979-80	36-36	1222	213-372	.573	--	--	105-150	.700	299-8.3	105-3	73-2.0	71	17	49	531-14.8
1980-81	30-30	964	188-348	.540	--	--	89-135	.659	233-7.8	106-4	74-2.5	75	14	36	465-15.5
1981-82	33-33	950	204-346	.590	--	--	109-162	.673	199-6.0	118-6	70-2.1	91	15	41	517-15.7
Career	131--	3758	722-1251	.589	--	--	382-570	.669	884-6.7	406-14	247-1.6	286	61	140	1826-13.9

LaBradford Smith Career Statistics

Year	G-GS	Min	FGM-FGA	Pct	3Pt-Att	Pct	FTM-FTA	Pct	Reb-Avg	PF-D	Ast-Avg	To	Blk	St	Pts-Avg
1987-88	35-35	990	136-285	.477	28-100	.280	143-158	.905	88-2.5	99-3	156-4.5	152	3	51	443-12.7
1988-89	33-33	984	125-269	.465	32-86	.372	112-129	.868	75-2.3	94-0	184-5.6	116	1	40	394-11.9
1989-90	35-35	1167	158-318	.497	32-91	.352	123-143	.860	117-3.3	84-0	226-6.5	124	4	74	471-13.5
1990-91	30-30	1031	173-359	.482	39-109	.358	113-137	.825	110-3.7	84-3	147-4.9	108	6	62	498-16.6
Career	133-133	4172	592-1231	.481	131-386	.339	491-567	.866	390-2.9	361-6	713-5.4	500	14	227	1806-13.6




LaBradford Smith




Charlie Tyra

Charlie Tyra Career Statistics

Year	G	Min	FGM-FGA	Pct	3Pt-Att	Pct	FTM-FTA	Pct	Reb-Avg	PF	Ast	To	Blk	St	Pts-Avg
1953-54	13	--	36-82	.439	--	--	13-38	.340	84-6.5	45	--	--	--	--	85- 6.5
1954-55	27	682	149-379	.390	--	--	100-158	.630	368-13.6	62	--	--	--	--	398-14.7
1955-56	29	--	262-592	.443	--	--	166-256	.648	645-22.2	--	--	--	--	--	690-23.8
1956-57	26	918	193-452	.430	--	--	169-234	.720	520-20.0	63	--	--	--	--	555-21.4
Career	95	--	640-1505	.425	--	--	448-686	.585	1617-17.0	--	--	--	--	--	1728-18.2



Herbert Crook




Wes Unseld

Herbert Crook Career Statistics


Year	G-GS	Min	FGM-FGA	Pct	3Pt-Att	Pct	FTM-FTA	Pct	Reb-Avg	PF-D	Ast-Avg	To	Blk	St	Pts-Avg
1984-85	36-1	570	80-179	.447	--	--	43-66	.652	141-3.9	85-0	18-0.5	38	7	15	203- 5.6
1985-86	39-39	1124	171-324	.528	--	--	119-173	.688	252-6.5	117-1	83-2.1	86	7	40	461-11.8
1986-87	32-32	1022	181-370	.489	0-0	.000	134-176	.761	255-8.0	79-1	97-3.0	90	10	35	496-15.5
1987-88	35-35	1207	224-437	.513	0-1	.000	115-152	.757	229-6.5	94-2	119-3.4	120	11	50	563-16.1
Career	142-107	3923	656-1310	.501	0-1	.000	411-567	.725	877-6.2	375-4	317-2.2	334	35	140	1723-12.1

Wes Unseld Career Statistics

Year	G	Min	FGM-FGA	Pct	3Pt-Att	Pct	FTM-FTA	Pct	Reb-Avg	PF	Ast	To	Blk	St	Pts-Avg
1965-66	26	--	195-374	.521	--	--	128-202	.634	505-19.4	72	--	--	--	--	518-19.9
1966-67	28	--	201-374	.537	--	--	121-177	.683	533-19.0	63	--	--	--	--	523-18.7
1967-68	28	--	234-382	.612	--	--	177-275	.643	513-18.3	72	--	--	--	--	645-23.0
Career	82	--	630-1130	.558	--	--	426-654	.651	1551-18.9	207	--	--	--	--	1686-20.6



Billy Thompson



Taquan Dean

Billy Thompson Career Statistics


Year	G-GS	Min	FGM-FGA	Pct	3Pt-Att	Pct	FTM-FTA	Pct	Reb-Avg	PF-D	Ast-Avg	To	Blk	St	Pts-Avg
1982-83	36-0	710	104-213	.488	--	--	53-81	.654	140-3.9	96-3	140-3.9	70	40	15	261- 7.3
1983-84	31-30	877	106-209	.507	--	--	72-98	.735	173-5.6	91-1	112-3.6	102	31	35	284- 9.2
1984-85	37-36	1262	220-427	.515	--	--	118-158	.747	311-8.4	117-4	154-4.2	161	51	25	558-15.1
1985-86	39-39	1216	221-384	.576	--	--	140-196	.714	304-7.8	126-2	151-3.9	142	63	33	582-14.9
Career	143-105	4065	651-1233	.528	--	--	383-533	.719	930-6.5	430-10	459-3.2	475	153	108	1685-11.9

Taquan Dean Career Statistics

Year	G-GS	Min	FGM-FGA	Pct	3Pt-Att	Pct	FTM-FTA	Pct	Reb-Avg	PF-D	Ast-Avg	To	Blk	St	Pts-Avg
2002-03	32-22	735	101-256	.395	61-171	.357	19-26	.731	108-3.4	80-2	50-1.6	36	1	25	282-8.8
2003-04	28-27	761	97-245	.396	71-177	.401	38-45	.844	101-3.6	68-1	54-1.9	53	2	16	303-10.8
2004-05	37-31	1004	173-389	.445	122-273	.447	65-80	.813	149-4.0	71-2	90-2.4	62	0	41	533-14.4
2005-06	31-29	1025	167-437	.382	105-275	.382	92-107	.860	174-5.6	71-2	107-3.5	79	2	32	531-17.1
Career	128-109	3525	538-1327	.405	359-896	.401	214-258	.829	532-4.2	290-7	301-2.4	230	5	114	1649-12.9



Marques Maybin



Lancaster Gordon

Marques Maybin Career Statistics


Year	G-GS	Min	FGM-FGA	Pct	3Pt-Att	Pct	FTM-FTA	Pct	Reb-Avg	PF-D	Ast-Avg	To	Blk	St	Pts-Avg
1997-98	27-25	611	87-212	.410	45-118	.381	51-66	.773	46-1.7	66-1	32-1.2	49	10	20	270-10.0
1998-99	30-29	801	129-262	.492	25-85	.294	81-124	.653	85-2.8	73-4	49-1.6	65	12	35	364-12.1
1999-00	30-30	892	154-312	.494	21-87	.241	111-147	.755	81-2.7	65-0	58-1.9	63	10	27	440-14.7
2000-01	31-30	947	173-434	.399	65-170	.382	139-179	.777	94-3.0	85-6	59-1.9	81	8	27	550-17.7
Career	118-114	3251	543-1220	.445	156-460	.339	382-516	.740	306-2.6	289-11	198-1.7	258	40	109	1624-13.8

Lancaster Gordon Career Statistics

Year	G-GS	Min	FGM-FGA	Pct	3Pt-Att	Pct	FTM-FTA	Pct	Reb-Avg	PF-D	Ast-Avg	To	Blk	St	Pts-Avg
1980-81	30-21	630	109-234	.466	--	--	39-56	.696	74-2.5	49-0	53-1.8	62	7	28	257- 8.6
1981-82	33-33	956	148-301	.492	--	--	53-71	.746	77-2.3	58-0	97-2.3	67	6	44	349-10.6
1982-83	36-36	1164	208-400	.520	--	--	76-99	.768	120-3.3	67-0	102-2.8	96	14	62	492-13.7
1983-84	35-34	1177	217-418	.519	--	--	82-107	.766	122-3.5	76-1	115-3.3	93	13	58	516-14.7
Career	134-123	3827	682-1353	.504	--	--	250-333	.751	393-2.9	250-1	365-2.7	318	40	192	1614-12.0



Everick Sullivan




Butch Beard

Everick Sullivan Career Statistics


Year	G-GS	Min	FGM-FGA	Pct	3Pt-Att	Pct	FTM-FTA	Pct	Reb-Avg	PF-D	Ast-Avg	To	Blk	St	Pts-Avg
1988-89	32-1	679	108-234	.462	20-60	.333	35-58	.603	88-2.8	53-0	83-2.6	61	16	30	271- 8.5
1989-90	35-34	1071	178-389	.458	43-114	.377	47-69	.681	156-4.5	68-1	102-2.9	103	11	44	446-12.7
1990-91	30-30	963	172-382	.450	54-140	.386	70-103	.680	119-4.0	74-1	104-3.5	87	8	40	468-15.6
1991-92	29-29	906	140-344	.407	42-122	.344	76-97	.784	127-4.4	62-0	104-3.6	76	7	39	398-13.7
Career	126-94	3019	598-1349	.443	159-436	.365	228-327	.697	490-3.9	257-2	393-3.1	327	42	153	1583-12.6

Butch Beard Career Statistics

Year	G	Min	FGM-FGA	Pct	3Pt-Att	Pct	FTM-FTA	Pct	Reb-Avg	PF	Ast	To	Blk	St	Pts-Avg
1966-67	28	--	231-456	.506	--	--	113-151	.748	223-7.9	80	--	--	--	--	575-20.5
1967-68	28	--	178-372	.478	--	--	92-122	.754	138-4.9	75	--	--	--	--	448-16.0
1968-69	27	--	204-424	.482	--	--	149-204	.730	163-6.0	71	--	--	--	--	557-20.6
Career	83	--	613-1252	.489	--	--	354-477	.744	524-6.3	226	--	--	--	--	1580-19.0



Wesley Cox




Nate Johnson

Wesley Cox Career Statistics

Year	G	Min	FGM-FGA	Pct	3Pt-Att	Pct	FTM-FTA	Pct	Reb-Avg	PF-D	Ast-Avg	To	Blk	St	Pts-Avg
1973-74	27	789	140-283	.494	--	--	103-132	.780	221-8.1	75-4	64-2.4	--	45	--	383-14.1
1974-75	30	831	133-281	.473	--	--	66-102	.647	208-6.9	84-5	76-2.5	--	--	--	332-11.0
1975-76	28	827	159-317	.501	--	--	83-102	.813	178-6.3	84-4	75-2.7	89	--	--	401-14.3
1976-77	28	845	182-329	.553	--	--	98-160	.612	225-8.0	87-2	60-2.1	98	--	--	462-16.5
Career	113	3292	614-1210	.505	--	--	350-496	.713	832-7.4	330-15	275-2.4	--	--	--	1578-13.9

Nate Johnson Career Statistics

Year	G-GS	Min	FGM-FGA	Pct	3Pt-Att	Pct	FTM-FTA	Pct	Reb-Avg	PF-D	Ast-Avg	To	Blk	St	Pts-Avg
1996-97	35-35	943	132-255	.518	7-32	.219	84-109	.771	177-5.1	89-2	47-1.3	56	14	36	355-10.1
1997-98	32-31	894	154-315	.489	10-38	.263	76-109	.697	189-5.9	86-3	45-1.4	86	15	39	394-12.3
1998-99	27-27	720	129-273	.473	14-47	.298	60-79	.759	121-4.5	78-3	55-2.0	54	16	47	332-12.3
1999-00	31-31	955	173-363	.477	23-51	.451	63-91	.692	168-5.4	77-1	96-3.1	82	21	60	432-13.9
Career	125-124	3494	588-1206	.488	54-168	.321	283-388	.729	655-5.2	330-9	243-1.9	278	66	182	1513-12.1



Jim Price



Allen Murphy

Jim Price Career Statistics

Year	G	Min	FGM-FGA	Pct	3Pt-Att	Pct	FTM-FTA	Pct	Reb-Avg	PF-D	Ast-Avg	To	Blk	St	Pts-Avg
1969-70	27	1022	144-323	.446	--	--	72-99	.727	149-5.5	79	126-4.6	117	--	--	360-13.3
1970-71	29	--	185-419	.442	--	--	108-133	.812	146-5.0	99	115-3.9	125	--	--	478-16.5
1971-72	31	--	244-493	.495	--	--	164-198	.828	122-3.9	88	137-4.4	115	--	--	652-21.0
Career	87	--	573-1235	.461	--	--	344-430	.790	417-4.8	266	378-4.3	351	--	--	1490-17.1

Allen Murphy Career Statistics

Year	G	Min	FGM-FGA	Pct	3Pt-Att	Pct	FTM-FTA	Pct	Reb-Avg	PF-D	Ast-Avg	To	Blk	St	Pts-Avg
1972-73	30	--	215-411	.523	--	--	51-83	.614	156-5.2	82-2	58-1.9	--	--	--	482-16.1
1973-74	28	888	208-383	.543	--	--	49-69	.710	162-5.7	92-3	42-1.5	--	30	--	465-16.6
1974-75	31	914	208-444	.468	--	--	91-112	.812	136-4.3	92-3	56-1.8	68	--	--	507-16.3
Career	89	--	631-1238	.511	--	--	191-264	.712	454-5.1	266-8	156-1.7	--	--	--	1453-16.4

RECORDS

1,000-Point Scorers



John Turner




Dwayne Morton

John Turner Career Statistics


Year	G	Min	FGM-FGA	Pct	3Pt-Att	Pct	FTM-FTA	Pct	Reb-Avg	PF-D	Ast	To	Blk	St	Pts-Avg
1958-59	31	--	184-454	.410	--	--	66-102	.640	300-9.7	103	--	--	--	--	434-14.0
1959-60	26	--	144-421	.340	--	--	60-89	.680	287-11.0	--	--	--	--	--	348-13.4
1960-61	29	--	277-555	.494	--	--	115-142	.810	332-11.4	80-1	--	--	--	--	669-23.1
Career	86	--	605-1430	.415	--	--	241-333	.724	919-10.7	--	--	--	--	--	1451-16.9

Dwayne Morton Career Statistics

Year	G-GS	Min	FGM-FGA	Pct	3Pt-Att	Pct	FTM-FTA	Pct	Reb-Avg	PF-D	Ast-Avg	To	Blk	St	Pts-Avg
1991-92	30-30	802	155-268	.578	13-27	.481	84-125	.672	110-3.7	80-2	36-1.2	56	28	33	407-13.6
1992-93	31-30	969	178-335	.531	51-96	.531	93-126	.738	145-4.7	78-2	69-2.2	76	30	43	500-16.1
1993-94	34-34	1041	183-381	.480	47-118	.398	108-150	.720	143-4.2	80-2	72-2.1	67	17	37	521-15.3
Career	95-94	2812	516-984	.524	111-241	.461	285-401	.711	398-4.2	238-6	177-1.9	199	75	113	1428-15.0



Rick Wilson




Francisco Garcia

Rick Wilson Career Statistics


Year	G	Min	FGM-FGA	Pct	3Pt-Att	Pct	FTM-FTA	Pct	Reb-Avg	PF-D	Ast-Avg	To	Blk	St	Pts-Avg
1974-75	27	306	37-73	.520	--	--	17-24	.708	49-1.8	27-0	40-1.5	44	--	--	93- 3.4
1975-76	28	941	186-335	.555	--	--	42-55	.763	176-6.2	63-1	127-4.5	124	--	--	414-14.7
1976-77	28	878	171-334	.511	--	--	45-66	.681	152-5.4	78-2	118-4.2	87	--	--	387-13.8
1977-78	30	996	218-415	.525	--	--	98-115	.852	157-5.2	79-2	134-4.5	101	12	53	534-17.8
Career	113	3121	613-1157	.527	--	--	202-260	.751	534-4.6	247-5	419-3.7	356	--	--	1428-12.6

Francisco Garcia Career Statistics

Year	G-GS	Min	FGM-FGA	Pct	3Pt-Att	Pct	FTM-FTA	Pct	Reb-Avg	PF-D	Ast-Avg	To	Blk	St	Pts-Avg
2002-03	32-15	696	126-258	.488	57-134	.425	49-55	.891	94-2.9	74-3	67-2.1	50	40	28	358-11.2
2003-04	28-27	850	149-345	.432	52-160	.325	110-138	.797	127-4.5	77-4	131-4.7	79	38	52	460-16.4
2004-05	38-38	1211	187-428	.437	71-194	.366	150-171	.877	158-4.2	110-6	148-3.9	104	56	65	595-15.7
Career	98-80	2757	462-1031	.448	180-488	.369	309-364	.849	379-3.9	261-13	346-3.5	233	134	145	1413-14.4



Ricky Gallon



Junior Bridgeman

Ricky Gallon Career Statistics


Year	G	Min	FGM-FGA	Pct	3Pt-Att	Pct	FTM-FTA	Pct	Reb-Avg	PF-D	Ast-Avg	To	Blk	St	Pts-Avg
1974-75	31	507	101-190	.531	--	--	47-72	.652	150-4.8	54-1	9-0.3	50	--	--	249- 8.0
1975-76	28	899	184-310	.593	--	--	61-84	.726	197-7.0	71-3	30-1.1	79	--	--	429-15.3
1976-77	28	756	119-213	.558	--	--	47-62	.758	184-6.5	64-1	17-0.6	44	--	--	285-10.1
1977-78	30	952	160-309	.518	--	--	72-93	.774	246-8.2	85-1	17-0.6	59	46	15	392-13.1
Career	117	3114	564-1022	.555	--	--	227-311	.728	777-6.6	274-6	73-0.1	232	--	--	1355-11.6

Junior Bridgeman Career Statistics

Year	G	Min	FGM-FGA	Pct	3Pt-Att	Pct	FTM-FTA	Pct	Reb-Avg	PF-D	Ast-Avg	To	Blk	St	Pts-Avg
1972-73	28	--	164-338	.485	--	--	58-84	.690	190-6.8	74-2	69-2.5	--	--	--	386-13.8
1973-74	28	878	179-332	.539	--	--	103-134	.768	237-8.4	83-1	71-2.5	--	12	--	461-16.4
1974-75	31	1034	187-356	.525	--	--	127-156	.814	230-7.4	81-1	93-3.0	90	--	--	501-16.1
Career	87	--	530-1026	.516	--	--	288-374	.751	657-7.5	238-4	233-2.6	--	--	--	1348-15.4



John Reuther




Jeff Hall

John Reuther Career Statistics


Year	G	Min	FGM-FGA	Pct	3Pt-Att	Pct	FTM-FTA	Pct	Reb-Avg	PF	Ast	To	Blk	St	Pts-Avg
1962-63	25	--	154-350	.440	--	--	96-151	.636	257-10.3	73	--	--	--	--	404-16.2
1963-64	24	--	181-432	.419	--	--	109-166	.657	245-10.2	74	--	--	--	--	471-19.6
1964-65	25	--	173-410	.422	--	--	125-206	.606	--	--	--	--	--	--	471-18.8
Career	74	--	508-1192	.426	--	--	330-523	.631	--	--	--	--	--	--	1346-18.2

Jeff Hall Career Statistics

Year	G-GS	Min	FGM-FGA	Pct	3Pt-Att	Pct	FTM-FTA	Pct	Reb-Avg	PF-D	Ast-Avg	To	Blk	St	Pts-Avg
1982-83	36-0	543	81-158	.513	0-1	.000	17-29	.586	39-1.1	40-0	41-1.1	30	4	12	179- 5.0
1983-84	35-1	708	132-245	.539	--	--	28-36	.778	45-1.3	58-0	64-1.8	43	3	32	292- 8.3
1984-85	35-35	1153	181-368	.492	--	--	60-71	.845	64-1.8	98-3	91-2.6	72	4	20	422-12.1
1985-86	39-39	1190	168-317	.530	--	--	65-73	.890	68-1.7	81-3	113-2.9	53	4	23	401-10.3
Career	145-75	3594	562-1088	.517	--	--	170-209	.813	216-1.5	277-6	309-2.1	198	15	87	1294- 8.9



Larry Williams




Chuck Noble

Larry Williams Career Statistics


Year	G	Min	FGM-FGA	Pct	3Pt-Att	Pct	FTM-FTA	Pct	Reb-Avg	PF-D	Ast-Avg	To	Blk	St	Pts-Avg
1975-76	28	841	137-258	.531	--	--	43-69	.623	164-5.8	83-5	40-1.4	66	--	--	317-11.3
1976-77	24	720	134-270	.496	--	--	44-74	.594	214-9.0	63-2	24-1.0	50	--	--	312-13.0
1977-78	29	894	133-274	.485	--	--	45-74	.608	226-7.8	81-3	47-1.6	52	12	20	311-10.7
1978-79	32	963	148-315	.470	--	--	57-87	.655	251-7.8	83-3	31-1.0	10	22	22	353-11.0
Career	113	3418	552-1117	.486	--	--	189-304	.620	855-7.6	310-13	142-1.2	--	--	--	1293-11.4

Chuck Noble Career Statistics

Year	G	Min	FGM-FGA	Pct	3Pt-Att	Pct	FTM-FTA	Pct	Reb-Avg	PF	Ast-Avg	To	Blk	St	Pts-Avg
1950-51	4	--	6-19	.316	--	--	4-4	1.00	--	--	--	--	--	--	16- 4.0
1951-52	25	--	134-353	.380	--	--	39-53	.740	--	--	--	--	--	--	307-12.3
1952-53	28	--	192-538	.360	--	--	91-134	.680	142-5.1	106	--	--	--	--	475-17.0
1953-54	28	928	195-518	.380	--	--	93-128	.730	177-6.3	94	--	--	--	--	483-17.2
Career	85	--	527-1248	.360	--	--	227-319	.790	--	--	--	--	--	--	1281-15.1



Jerry Eaves



Rodney McCray

Jerry Eaves Career Statistics

Year	G-GS	Min	FGM-FGA	Pct	3Pt-Att	Pct	FTM-FTA	Pct	Reb-Avg	PF-D	Ast-Avg	To	Blk	St	Pts-Avg
1978-79	32--	472	47-96	.490	--	--	61-87	.701	33-1.0	44-0	49-1.5	54	0	24	155- 4.8
1979-80	34-34	878	92-179	.514	--	--	35-48	.729	89-2.5	62-0	30-0.8	55	3	30	233- 6.5
1980-81	30-30	915	155-310	.500	--	--	107-145	.738	69-2.3	51-2	98-3.3	25	3	25	417-13.9
1981-82	33-33	1018	164-322	.509	--	--	88-119	.739	74-2.2	65-0	110-3.3	91	0	47	416-12.6
Career	129--	3283	458-907	.503	--	--	334-468	.727	265-2.0	222-2	287-2.2	275	6	126	1250- 9.7

Rodney McCray Career Statistics

Year	G-GS	Min	FGM-FGA	Pct	3Pt-Att	Pct	FTM-FTA	Pct	Reb-Avg	PF-D	Ast-Avg	To	Blk	St	Pts-Avg
1979-80	36-33	1178	107-197	.543	--	--	66-102	.647	269-7.5	100-3	72-2.0	94	63	31	280- 7.8
1980-81	30-30	917	114-194	.588	--	--	60-90	.667	222-7.4	75-4	77-2.6	50	42	41	288- 9.6
1981-82	33-33	961	112-196	.571	--	--	59-84	.702	234-7.1	71-1	86-2.6	67	43	38	283- 8.6
1982-83	36-36	1197	152-259	.587	--	--	92-124	.742	304-8.4	81-1	121-3.4	72	30	41	396-11.0
Career	135-132	4235	485-846	.573	--	--	277-400	.693	1029-7.6	327-9	356-2.6	283	178	151	1247- 9.2



Kenny Reeves




Bob Lochmueller

Kenny Reeves Career Statistics

Year	G	Min	FGM	Pct	3Pt-Att	Pct	FTM	Pct	Reb	PF	Ast	To	Blk	St	Pts-Avg
1946-47	22	--	54	--	--	--	28	--	--	--	--	--	--	--	136-6.2
1947-48	34	--	135	--	--	--	87	--	--	66	--	--	--	--	322-9.5
1948-49	30	--	117	--	--	--	85	--	--	76	--	--	--	--	319-10.6
1949-50	32	--	163	--	--	--	107	--	--	--	--	--	--	--	433-13.6
Career	118	--	469	--	--	--	307	--	--	--	--	--	--	--	1245-10.6

Bob Lochmueller Career Statistics

Year	G	Min	FGM-FGA	Pct	3Pt-Att	Pct	FTM-FTA	Pct	Reb	PF	Ast	To	Blk	St	Pts-Avg
1949-50	32	--	124--	--	--	--	86--	--	--	--	--	--	--	--	334-10.4
1950-51	25	--	186-457	.407	--	--	103-165	.624	--	--	--	--	--	--	475-19.0
1951-52	24	--	151--	--	--	--	107-153	.699	--	--	--	--	--	--	409-17.0
Career	81	--	461--	--	--	--	296--	--	--	--	--	--	--	--	1218-15.0



Greg Minor



Bud Olsen

Greg Minor Career Statistics


Year	G-GS	Min	FGM-FGA	Pct	3Pt-Att	Pct	FTM-FTA	Pct	Reb-Avg	PF-D	Ast-Avg	To	Blk	St	Pts-Avg
1991-92	30-30	831	113-239	.473	10-43	.233	55-75	.733	154-5.1	44-0	55-1.8	41	5	39	291- 9.7
1992-93	31-30	1036	156-296	.527	42-97	.433	84-112	.750	170-5.5	41-0	87-2.8	51	12	32	438-14.1
1993-94	34-34	1176	179-349	.513	42-119	.353	70-96	.729	209-6.1	66-1	86-2.5	54	16	57	470-13.8
Career	95-94	3043	448-884	.507	94-259	.363	209-283	.739	533-5.6	151-1	228-2.4	146	33	128	1199-12.6

Bud Olsen Career Statistics

Year	G	Min	FGM-FGA	Pct	3Pt-Att	Pct	FTM-FTA	Pct	Reb-Avg	PF	Ast	To	Blk	St	Pts-Avg
1959-60	26	--	110-246	.450	--	--	68-102	.666	187-7.0	--	--	--	--	--	288-11.1
1960-61	29	--	146-324	.451	--	--	91-128	.712	245-8.4	94-4	--	--	--	--	383-13.2
1961-62	25	--	202-390	.513	--	--	117-227	.515	329-13.2	82-5	--	--	--	--	521-20.8
Career	80	--	458-960	.471	--	--	276-457	.631	761-9.5	--	--	--	--	--	1192-14.9



Jerry King




Bobby Brown

Jerry King Career Statistics


Year	G	Min	FGM-FGA	Pct	3Pt-Att	Pct	FTM-FTA	Pct	Reb-Avg	PF	Ast	To	Blk	St	Pts-Avg
1966-67	28	--	130-267	.486	--	--	45-60	.750	139-4.9	95	--	--	--	--	305-10.9
1967-68	28	--	178-364	.489	--	--	41-62	.661	160-5.7	83	--	--	--	--	397-14.4
1968-69	27	--	180-386	.466	--	--	127-154	.824	170-6.2	85	--	--	--	--	487-18.0
Career	83	--	488-1017	.480	--	--	213-276	.745	469-5.6	263	--	--	--	--	1189-14.4

Bobby Brown Career Statistics

Year	G	Min	FGM-FGA	Pct	3Pt-Att	Pct	FTM-FTA	Pct	Reb	PF	Ast	To	Blk	St	Pts-Avg
1948-49	19	--	14--	--	--	--	6--	--	--	17	--	--	--	--	34- 1.8
1949-50	32	--	138--	--	--	--	54--	--	--	--	--	--	--	--	330-10.3
1950-51	25	--	150-439	.341	--	--	79-121	.652	--	--	--	--	--	--	379-15.2
1951-52	25	--	169-483	.350	--	--	88-133	.662	--	--	--	--	--	--	426-17.0
Career	101	--	471--	--	--	--	217--	--	--	--	--	--	--	--	1169-11.6



Felton Spencer



Larry O'Bannon

Felton Spencer Career Statistics

Year	G-GS	Min	FGM-FGA	Pct	3Pt-Att	Pct	FTM-FTA	Pct	Reb-Avg	PF-D	Ast-Avg	To	Blk	St	Pts-Avg
1986-87	31-1	356	43-78	.551	0-0	.000	32-65	.492	83-2.7	60-0	12-0.4	35	18	3	118- 3.8
1987-88	35-1	532	93-157	.592	0-0	.000	73-114	.640	146-4.2	101-6	18-0.5	38	17	8	259- 7.4
1988-89	33-4	581	85-140	.607	0-0	.000	99-135	.733	169-5.1	100-7	20-0.6	48	29	14	269- 8.2
1989-90	35-35	995	188-276	.681	0-0	.000	146-204	.716	296-8.5	126-4	45-1.3	81	69	24	522-14.9
Career	134-41	2464	409-651	.628	0-0	.000	350-518	.676	694-5.2	387-17	95-0.7	202	133	49	1168- 8.7


Larry O'Bannon Career Statistics

Year	G-GS	Min	FGM-FGA	Pct	3Pt-Att	Pct	FTM-FTA	Pct	Reb-Avg	PF-D	Ast-Avg	To	Blk	St	Pts-Avg
2001-02	32-6	578	52-152	.342	25-78	.321	42-54	.778	60-1.9	62-1	48-1.5	38	4	15	171-5.3
2002-03	30-5	267	27-72	.375	9-38	.237	18-27	.667	33-1.1	40-1	19-0.6	12	5	12	81-2.7
2003-04	30-21	788	93-243	.383	44-141	.312	80-93	.860	82-2.7	57-0	52-1.7	50	5	29	310-10.3
2004-05	38-38	1114	179-365	.490	85-200	.425	133-157	.847	132-3.5	82-1	75-2.0	64	9	34	576-15.2
Career	130-70	2747	351-832	.422	163-457	.357	273-331	.825	307-2.4	241-3	194-1.5	164	23	90	1138-8.8

1,000-Point Scorers



Cornelius Holden



Tony Williams

Cornelius Holden Career Statistics

Year	G-GS	Min	FGM-FGA	Pct	3Pt-Att	Pct	FTM-FTA	Pct	Reb-Avg	Pf-D	Ast-Avg	To	Blk	St	Pts-Avg
1988-89	33-0	381	40-76	.526	0-0	.000	33-62	.532	79-2.4	47-0	11-0.3	20	21	8	113- 3.4
1989-90	35-23	821	123-200	.615	0-0	.000	124-168	.738	201-5.7	80-0	16-0.5	61	57	14	370-10.6
1990-91	30-30	907	137-229	.598	1-4	.250	100-147	.680	245-8.2	82-0	34-1.1	65	62	22	375-12.5
1991-92	30-30	810	96-188	.511	3-4	.750	83-132	.629	202-6.7	100-4	46-1.5	51	33	28	278- 9.3
Career	128-83	2919	396-693	.571	4-8	.500	340-509	.668	727-5.7	309-4	107-0.8	197	173	72	1136- 8.9

Tony Williams Career Statistics


Year	G-GS	Min	FGM-FGA	Pct	3pt-Att	Pct	FTM-FTA	Pct	Reb-Avg	Pf-D	Ast-Avg	To	Blk	St	Pts-Avg
1996-97	27-0	221	21-56	.375	4-25	.160	10-17	.588	46-1.7	22-1	13-0.5	18	0	3	56- 2.1
1997-98	32-3	771	106-241	.440	51-138	.370	29-45	.644	159-5.0	82-2	54-1.7	72	25	27	292- 9.1
1998-99	30-28	829	137-276	.496	36-105	.343	52-87	.598	145-4.8	77-3	90-3.0	93	21	44	362-12.1
1999-00	31-31	900	151-352	.429	56-161	.348	65-91	.714	191-6.2	55-0	89-2.9	69	23	44	423-13.6
Career	120-62	2721	415-925	.449	147-429	.343	156-240	.650	541-4.5	236-6	246-2.1	252	69	118	1133- 9.4

Juan Palacios Career Statistics


Year	G-GS	Min	FGM-FGA	Pct	3Pt-Att	Pct	FTM-FTA	Pct	Reb-Avg	Pf-D	Ast-Avg	To	Blk	St	Pts-Avg
2004-05	38-30	1025	137-281	.488	25-65	.385	70-107	.654	247-6.5	86- 2	37-0.9	63	17	40	369- 9.7
2005-06	34-34	958	120-289	.415	34-102	.333	72-104	.692	214-6.3	98-3	64-1.8	69	14	21	346-10.2
2006-07	28-21	667	87-183	.475	16-48	.333	58-85	.682	154-5.5	64-1	32-1.1	42	16	29	248- 8.9
2007-08	27-14	478	58-131	.443	16-51	.314	31-44	.705	103-3.8	41-1	32-1.1	26	5	21	163- 6.0
Career	127-99	3128	402-884	.445	91-266	.342	231-340	.679	718-5.7	289-7	165-1.3	200	52	111	1126- 8.9

Charles Jones Career Statistics

Year	G-GS	Min	FGM-FGA	Pct	3Pt-Att	Pct	FTM-FTA	Pct	Reb-Avg	Pf-D	Ast-Avg	To	Blk	St	Pts-Avg
1980-81	27-21	538	54-105	.514	--	--	38-68	.559	106-3.9	64-1	13-0.5	34	29	27	146- 5.4
1981-82	31-7	553	60-102	.588	--	--	65-92	.707	122-3.9	66-0	23-0.7	46	33	28	185- 6.0
1982-83	36-36	1088	134-243	.551	--	--	123-184	.668	247-6.9	96-1	36-1.0	67	82	40	391-10.9
1983-84	35-35	1210	159-280	.568	--	--	84-169	.497	338-9.7	91-1	59-1.7	80	64	65	402-11.5
Career	129-99	3398	407-730	.558	--	--	310-513	.604	813-6.3	317-3	131-1.0	227	208	160	1124- 8.7



Juan Palacios



Charles Jones

Jack Coleman Career Statistics

Year	G	Min	FGM-FGA	Pct	3Pt-Att	Pct	FTM-FTA	Pct	Reb	Pf	Ast	To	Blk	St	Pts-Avg
1946-47	23	--	97	--	--	--	58	--	--	--	--	--	--	--	252-11.0
1947-48	35	--	170	--	--	--	82	--	--	105	--	--	--	--	422-12.1
1948-49	30	--	180	--	--	--	80	--	--	91	--	--	--	--	440-14.6
Career	91	--	447	--	--	--	220	--	--	--	--	--	--	--	1114-12.2



Jack Coleman



Jim Morgan

Jim Morgan Career Statistics


Year	G	Min	FGM-FGA	Pct	3Pt-Att	Pct	FTM-FTA	Pct	Reb-Avg	Pf	Ast	To	Blk	St	Pts-Avg
1953-54	7	46	8-15	.530	--	--	6-9	.670	5-0.8	5	--	--	--	--	24- 3.4
1954-55	27	584	87-215	.400	--	--	40-75	.530	74-2.7	44	--	--	--	--	214- 8.0
1955-56	29	--	163-409	.399	--	--	90-136	.662	--	--	--	--	--	--	416-14.4
1956-57	26	917	172-405	.420	--	--	109-143	.760	112-4.3	74	--	--	--	--	453-17.4
Career	89	--	430-1044	.437	--	--	245-363	.655	--	--	--	--	--	--	1105-12.4

Clifford Rozier Career Statistics

Year	G-GS	Min	FGM-FGA	Pct	3Pt-Att	Pct	FTM-FTA	Pct	Reb-Avg	Pf-D	Ast-Avg	To	Blk	St	Pts-Avg
1992-93	31-30	956	192-342	.561	0-2	.000	104-183	.568	338-10.9	82-0	62-2.0	87	41	36	488-15.7
1993-94	34-34	1104	247-400	.618	0-1	.000	122-224	.545	377-11.1	94-3	53-1.6	115	76	30	616-18.1
Career	65-64	2060	439-742	.592	0-3	.000	226-407	.555	715-11.0	176-3	115-1.8	202	117	66	1104-17.0



Clifford Rozier




Terrence Williams

Terrence Williams Career Statistics


Year	G-GS	Min	FGM-FGA	Pct	3Pt-Att	Pct	FTM-FTA	Pct	Reb-Avg	Pf-D	Ast-Avg	To	Blk	St	Pts-Avg
2005-06	33-21	828	104-266	.391	40-129	.310	30-49	.612	155-4.7	61-2	70-2.1	57	11	33	278- 8.4
2006-07	34-34	1123	158-431	.367	49-188	.261	58-96	.604	238-7.0	72-1	129-3.8	81	23	43	423-12.4
2007-08	36-36	1293	146-355	.411	49-144	.340	60-105	.571	260-7.2	70-1	161-4.4	105	27	48	401-11.1
Career	103-91	3244	408-1052	.388	138-461	.299	148-250	.592	653-6.3	203-4	360-3.5	243	61	124	1102-10.7

Tony Kimbro Career Statistics

Year	G-GS	Min	FGM-FGA	Pct	3Pt-Att	Pct	FTM-FTA	Pct	Reb-Avg	Pf-D	Ast-Avg	To	Blk	St	Pts-Avg
1985-86	39-0	696	91-159	.572	--	--	26-44	.591	96-2.5	78-1	51-1.3	52	25	25	208- 5.3
1986-87	32-32	912	146-298	.490	14-37	.378	49-75	.653	125-3.9	94-2	36-1.1	78	33	24	355-11.1
1988-89	33-32	886	119-273	.436	25-62	.403	50-80	.625	180-5.5	83-3	43-1.3	42	22	25	313- 9.5
1989-90	35-12	704	82-199	.412	16-43	.372	38-59	.644	175-5.0	88-2	30-0.9	46	36	35	218- 6.2
Career	139-76	3198	438-929	.471	55-142	.387	163-258	.632	574-4.1	343-8	160-1.2	218	116	99	1094- 7.9




Tony Kimbro




Kenny Payne

Kenny Payne Career Statistics

Year	G-GS	Min	FGM-FGA	Pct	3Pt-Att	Pct	FTM-FTA	Pct	Reb-Avg	Pf-D	Ast-Avg	To	Blk	St	Pts-Avg
1985-86	34-0	303	52-119	.437	--	--	17-22	.773	58-1.7	20-0	11-0.3	31	1	7	121- 3.6
1986-87	26-5	320	43-123	.350	6-24	.250	16-23	.696	66-2.5	30-0	17-0.6	25	6	7	109- 4.2
1987-88	35-34	1035	156-325	.480	34-83	.410	29-38	.763	164-4.7	94-3	46-1.3	58	11	22	375-10.7
1988-89	33-33	987	196-386	.508	45-105	.429	42-50	.840	188-5.7	86-3	69-2.1	66	14	17	479-14.5
Career	128-72	2645	447-953	.469	85-212	.401	104-133	.782	476-3.7	230-6	143-1.1	180	32	53	1083- 8.5



Luke Whitehead



Glen Combs

Luke Whitehead Career Statistics

Year	G-GS	Min	FGM-FGA	Pct	3Pt-Att	Pct	FTM-FTA	Pct	Reb-Avg	PF-D	Ast-Avg	To	Blk	St	Pts-Avg
2000-01	29-13	468	73-173	.422	1-5	.200	14-27	.519	89-3.1	61-4	31-1.1	30	5	21	161- 5.6
2001-02	29-22	772	127-255	.498	1-6	.167	52-81	.642	186-6.4	89-6	50-1.7	52	9	36	307-10.6
2002-03	32-11	679	105-216	.486	6-18	.333	72-93	.774	174-5.4	84-2	47-1.5	31	10	26	288- 9.0
2003-04	29-24	831	119-263	.452	6-19	.316	78-109	.716	223-7.7	68-0	41-1.4	46	16	32	322-11.1
Career	119-70	2750	424-907	.467	14-48	.292	216-310	.697	672-5.6	302-12	169-1.4	159	40	115	1078- 9.1

Glen Combs Career Statistics

Year	G	Min	FGM-FGA	Pct	3Pt-Att	Pct	FTM-FTA	Pct	Reb	PF	Ast	To	Blk	St	Pts-Avg
1946-47	7	--	19	--	--	--	3	--	--	--	--	--	--	--	41- 5.9
1947-48	35	--	118	--	--	--	44	--	--	104	--	--	--	--	280- 8.0
1948-49	30	--	153	--	--	--	27	--	--	93	--	--	--	--	333-11.1
1949-50	31	--	183	--	--	--	51	--	--	--	--	--	--	--	417-13.5
Career	103	--	473	--	--	--	125	--	--	--	--	--	--	--	1071-10.4



Phil Rollins



Alvin Sims

Phil Rollins Career Statistics


Year	G	Min	FGM-FGA	Pct	3Pt-Att	Pct	FTM-FTA	Pct	Reb-Avg	PF	Ast	To	Blk	St	Pts-Avg
1952-53	28	--	97-247	.390	--	--	76-115	.660	50-1.8	54	--	--	--	--	270- 9.7
1953-54	12	299	55-135	.410	--	--	48-62	.770	42-3.5	24	--	--	--	--	158-13.2
1954-55	24	682	118-284	.420	--	--	83-113	.730	55-2.3	43	--	--	--	--	319-13.3
1955-56	21	--	110-287	.383	--	--	93-117	.745	--	--	--	--	--	--	313-14.9
Career	85	--	380-953	.401	--	--	300-407	.739	--	--	--	--	--	--	1060-12.5

Alvin Sims Career Statistics

Year	G-GS	Min	FGM-FGA	Pct	3Pt-Att	Pct	FTM-FTA	Pct	Reb-Avg	PF-D	Ast-Avg	To	Blk	St	Pts-Avg
1993-94	25-0	152	17-48	.354	4-12	.333	11-21	.524	25-1.0	35-0	9-0.4	15	3	6	49- 2.0
1994-95	33-5	634	77-158	.487	13-47	.277	43-59	.729	101-3.1	76-0	56-1.7	58	14	42	210- 6.4
1995-96	34-34	1022	157-302	.520	18-56	.321	72-122	.590	169-5.0	101-2	87-2.6	86	13	84	404-11.9
1996-97	35-35	1030	138-302	.457	26-81	.321	92-148	.622	204-5.8	112-3	93-2.7	103	19	85	394-11.3
Career	127-74	2838	389-810	.480	61-196	.311	218-350	.623	499-3.9	324-5	245-1.9	262	49	217	1057- 8.3



Al Vilcheck



Ellis Myles

Al Vilcheck Career Statistics


Year	G	Min	FGM-FGA	Pct	3Pt-Att	Pct	FTM-FTA	Pct	Reb-Avg	PF	Ast-Avg	To	Blk	St	Pts-Avg
1969-70	27	821	131-276	.475	--	--	32-56	.571	259-9.6	78	58-2.1	53	--	--	294-10.9
1970-71	29	--	195-377	.517	--	--	71-133	.534	277-9.6	103	48-1.7	65	--	--	461-15.9
1971-72	31	--	127-268	.474	--	--	39-62	.629	244-7.9	101	64-2.1	53	--	--	293- 9.4
Career	87	--	453-921	.489	--	--	142-251	.578	780-9.0	282	170-1.9	171	--	--	1048-12.0

Ellis Myles Career Statistics

Year	G-GS	Min	FGM-FGA	Pct	3Pt-Att	Pct	FTM-FTA	Pct	Reb-Avg	PF-D	Ast-Avg	To	Blk	St	Pts-Avg
2000-01	31-18	704	65-135	.481	0-0	.000	59-110	.536	170-5.5	95-5	55-1.7	59	14	24	189-6.1
2001-02	32-30	891	96-185	.519	0-2	.000	94-193	.487	298-9.3	106-5	52-1.6	83	34	34	286-8.9
2002-03	24-24	596	60-102	.588	0-3	.000	67-119	.563	189-7.9	69-2	44-1.8	57	13	23	187-7.8
2004-05	37-37	1125	123-243	.506	0-5	.000	137-240	.571	341-9.2	114-2	124-3.4	112	31	50	383-10.4
Career	124-109	3316	344-665	.517	0-10	.000	357-662	.539	998-8.0	384-14	275-2.2	311	92	131	1045-8.4



Keith Williams




Alex Sanders

Keith Williams Career Statistics

Year	G-GS	Min	FGM-FGA	Pct	3Pt-Att	Pct	FTM-FTA	Pct	Reb-Avg	PF-D	Ast-Avg	To	Blk	St	Pts-Avg
1986-87	31-16	759	55-136	.404	13-35	.371	41-57	.719	60-1.9	43-0	101-3.2	54	2	28	164-5.3
1987-88	33-33	1029	122-240	.508	19-52	.365	59-85	.694	90-2.7	62-2	126-3.8	82	3	40	322-9.8
1988-89	28-26	764	92-179	.514	5-27	.185	30-55	.545	62-2.3	41-2	93-3.4	53	5	25	219-8.1
1989-90	35-35	1121	127-233	.545	24-69	.348	53-76	.697	106-3.0	66-1	162-4.6	76	13	41	331-9.5
Career	126-110	3673	396-788	.503	61-183	.333	183-273	.670	318-2.5	212-5	482-3.8	265	23	134	1036-8.2

Alex Sanders Career Statistics

Year	G-GS	Min	FGM-FGA	Pct	3Pt-Att	Pct	FTM-FTA	Pct	Reb-Avg	PF-D	Ast-Avg	To	Blk	St	Pts-Avg
1996-97	35-35	1036	137-283	.484	30-89	.337	48-78	.615	201-5.7	87-3	63-1.8	76	12	46	352-10.1
1997-98	32-32	978	137-294	.466	32-104	.308	30-61	.492	191-6.0	75-1	95-3.0	56	17	31	336-10.5
1998-99	30-28	833	134-272	.493	31-99	.313	44-73	.603	188-6.3	72-1	75-2.5	51	25	28	343-11.4
Career	97-95	2847	408-849	.481	93-292	.318	122-212	.575	580-6.0	234-5	233-2.4	183	54	105	1031-10.6



Don Goldstein

Career 1,000-Point Scorers

1. Louisville 59
- North Carolina 59
3. Duke 56
4. Kentucky 55
5. Kansas 50
6. Syracuse 49
7. Notre Dame 48
8. Cincinnati 44
- Marshall 44
- Wake Forest ... 44
- West Virginia .. 44

Don Goldstein Career Statistics

Year	G	Min	FGM-FGA	Pct	3Pt-Att	Pct	FTM-FTA	Pct	Reb	PF	Ast	To	Blk	St	Pts-Avg
1956-57	26	780	110-270	.410	--	--	65-86	.760	238-9.7	70	--	--	--	--	285-11.0
1957-58	24	--	117-340	.344	--	--	73-98	.745	--	--	--	--	--	--	307-12.8
1958-59	31	--	156-400	.390	--	--	115-153	.750	342-11.0	108	--	--	--	--	427-13.8
Career	81	--	383-1010	.380	--	--	253-337	.751	--	--	--	--	--	--	1019-12.8

RECORDS

Top Five Scorers Year-by-Year

1911-12 Season— Won 0, Lost 3

Leading Scorers

C.N. Caldwell (F)	5.3
Carlyle Jefferson (F)	3.0
Ivan Heft (C)	1.0
(No other players scored)	

1912-13 Season— Won 2, Lost 3

Leading Scorers

Clarence Rodgers (F)	14.0
Owen Foster (C)	4.0
C.N. Caldwell (F)	2.6
Harrod (F)	2.0
Utz (F)	2.0

1913-14 Season— Won 2, Lost 6

(No statistics available)

1914-15 Season— Won 4, Lost 5

Leading Scorers

Edwin Kornfeld (F)	8.0
Hardin McCaleb (G)	6.6
Clarence Rodgers (F)	6.5
Maurice Daniel (C)	2.8
Roy Daniel (G)	0.6
John Daniel (G)	0.6

1915-16 Season— Won 8, Lost 3

Leading Scorers

Edwin Kornfeld (F)	11.1
Harding McCaleb (G)	7.3
Maurice Daniel (C)	5.2
William Rectenwald (F)	4.0
Dudley Struve (F)	2.4

1916-17 Season Cancelled

1917-18 Season— Won 3, Lost 4

Leading Scorers

Sam Morgan (F)	17.3
Maurice Daniel (C)	4.0
G.C. (Slick) Herzer (G-F)	4.0
Red Grimes (F)	0.0
Jules LaDurand (G)	0.0

1918-19 Season— Won 7, Lost 4

Leading Scorers

Sam Morgan (F)	12.7
Don Butler (C)	
John Atkinson (F)	7.0
G.C.(Slick) Herzer (G)	3.1
Red Grimes (G)	2.6

1919-20 Season— Won 6, Lost 5

Leading Scorers

Don Butler (G)	7.6
L.H. Redmon (F)	6.6
G.C.(Slick) Herzer (F)	3.3
Horace Carter (F)	4.0
Charles Hocker (C)	2.0

1920-21 Season— Won 3, Lost 8

Leading Scorers

Don Butler (F)	10.1
G.C. (Slick) Herzer	7.7
L.H. (Thad) Redmon (F)	5.4
Swift (F)	4.0
Frank Jones (F)	2.1

1921-22 Season— Won 1, Lost 13

Leading Scorers

Phillip Silverstein (F)	4.8
Frank Jones (C)	3.2
Horace Carter (F)	2.5
Charles Hocker (G)	2.5
Arthur Yeager (F)	2.2

1922-23 Season Cancelled

1923-24 Season— Won 4, Lost 13

Leading Scorers

Lynn Miller (C)	7.7
Fred Koster (F)	5.3
Watson (Lanky) Haws (C)	5.2
Jim Blackerby (G)	5.0
Frank Kessler (F)	4.0

1924-25 Season— Won 10, Lost 7

Leading Scorers

Fred Koster (F)	10.0
Lynn Miller (C)	7.1
Eddie Weber (F)	5.8
Alva Snyder (F)	3.3
Jim Blackerby (G)	5.2

1925-26 Season— Won 4, Lost 8

Leading Scorers

Lynn Miller (C)	13.0
Eddie Weber (F)	8.0
Ed (Froggy) Craddock (G)	6.5
Fred Koster (F)	6.5
Morris (Poachy) Marks (G)	5.4

1926-27 Season— Won 7, Lost 5

Leading Scorers

Fred Koster (F)	8.0
Jim Blackerby (G)	7.2
Ed (Froggy) Craddock (G)	6.7
Eddie Weber (F)	6.5
John Moriarty (C)	4.7

1927-28 Season— Won 12, Lost 4

Leading Scorers

Eddie Weber (F)	7.7
Ed (Froggy) Craddock (F)	6.6
Bennie McDonald (G)	6.3
Burt Libbey (C)	5.8
Kenny Browne (G)	4.0

1928-1929 Season— Won 12, Lost 8

Leading Scorers

Burt Libbey (C)	5.6
Ed (Froggy) Craddock (F)	5.5
Bennie McDonald (C)	5.5
Bob Hall (F)	5.0
Willard (Tommy) Thompson (G)	3.6

1929-1930 Season— Won 9, Lost 6

Leading Scorers

Kenny Bott (F)	5.9
Willard (Tommy) Thompson (G)	5.0
Bob Hall (F)	3.7
Burt Libbey (C)	3.0
Coleman McDevitt (F)	1.7

1930-31 Season— Won, 5, Lost 11

Leading Scorers

Kenny Bott (F)	7.8
Claude Boone (G)	4.5
Willard (Tommy) Thompson (G)	4.1
Coleman McDevitt (F)	4.0
Henry Daubert (C)	3.3

1931-32 Season— Won 15, Lost 7

Leading Scorers

Ray Judy (F)	5.4
Kenny Bott (F)	5.3
Les Wright (C)	4.9
Henry Daubert (C)	4.3
Claude Boone (G)	3.7

1932-33 Season— Won 11, Lost 11

Leading Scorers

Les Wright (F)	8.5
Tom Giannini (F)	6.9
Carville Clore (F)	3.2
Armin Willig (C)	3.2
Asher Strull (F)	2.6

1933-34 Season— Won 16, Lost 9

Leading Scorers

Les Wright (F)	7.4
Harry Long (F)	7.2
Kenny Doll (G)	4.4
Tom Giannini (G)	4.4
Richard (Dick) Bertleson (G)	4.0

1934-35 Season— Won 5, Lost 9

Leading Scorers

Harry Long (F)	7.0
Bill Threkeld (G)	4.7
Ches Masterson (C)	4.3
Kenny Doll (G)	4.0
Asher Strull (F)	3.9

1935-36 Season— Won 14, Lost 11

Leading Scorers

Ches Masterson (C)	7.8
Harry Long (F)	6.5
Si Monen (G)	5.8
Paul Doll (G)	4.0
Crawford Keeling (G)	3.7

1936-37 Season— Won 4, Lost 8

Leading Scorers

Si Monen (G)	12.1
Louis Panther (G)	5.9
Ches Masterson (C)	4.7
Paul Doll (F)	4.1
Regan South (G)	2.6

1937-38 Season— Won 4, Lost 11

Leading Scorers

Bob Meyer (C)	10.1
Si Monen (G)	9.4
Dick Panther (G)	5.3
Louis Panther (G)	4.2
Tom Beasley (F)	3.6

1938-39 Season— Won 1, Lost 15

Leading Scorers

Bob Meyer (C)	5.5
Dick Panther (G)	5.4
Bob Weber (F)	5.4
Tom Beasley (F)	5.2
Elwyn Horine (F)	5.0

1939-40 Season— Won 1, Lost 18

Leading Scorers

Bob King (C)	9.1
Bob Weber (G)	7.8
Lanham Frazier (F)	5.3
Harold Summers (F)	4.7
Aaron Andrews (F)	4.2

1940-41 Season— Won 2, Lost 14

Leading Scorers

Aaron Andrews (F)	11.2
Bob King (C)	9.0
John Sparrow (G)	9.0
Orville Maish (F)	6.8
Walt Slater (G)	4.0

1941-42 Season— Won 7, Lost 10

Leading Scorers

Frank Epley (F)	17.6
Reid Stone (G)	7.9
Aaron Andrews (F)	7.8
Bill Harris (G)	7.6
Art Phillips (F)	4.0

1942-43 Season Cancelled

1943-44 Season— Won 10, Lost 10

Leading Scorers

Cal Johnson	8.6
Rod Zeller	8.2
Rollin Houle	7.0
Harold Whitehouse	6.8
Wallace Sloan	6.2

1944-45 Season— Won 16, Lost 3

Leading Scorers

George Hauptfuhrer (C)	16.2
Ed Kupper (F)	13.4
Don Kinker (F)	9.6
Clyde (Ace) Parker (G)	6.8
Cal Johnson (G)	5.0

1945-46 Season— Won 22, Lost 6

Leading Scorers

George Hauptfuhrer (C)	13.2
Ed Kupper (F)	12.6
Don Kinker (F)	8.1
Clyde (Ace) Parker (G)	7.5
Cal Johnson (G)	4.8

1946-47 Season— Won 17, Lost 6

Leading Scorers

Jack Coleman (F)	11.0
Ed Kupper (G)	10.5
Johnny Knopf (G)	7.5
Clyde (Ace) Parker (G)	7.0
Deward Compton (C)	6.6
Frank Epley (F)	6.6

1947-48 Season — Won 29, Lost 6

Leading Scorers

Jack Coleman (6-7, Jr., F-C)	12.1
Deward Compton (6-5, Sr., F)	10.5
Kenny Reeves (6-0, So., G)	9.5
Glenn Combs (6-0, So., G)	8.0
Roy Combs (5-10, So., G)	7.2

1948-49 SEASON — Won 23, Lost 10


Leading Scorers

Jack Coleman (6-7, Sr., F-C)	14.6
Glenn Combs (5-11, Jr., G)	11.1
Kenny Reeves (6-0, Jr., G)	10.6
Johnny Knopf (5-10, Sr., G)	8.2
Dick Robison (6-4, Fr., C)	6.7

1949-50 SEASON — Won 21, Lost 11

Leading Scorers

Kenny Reeves (6-0, Sr., G)	13.6
Glenn Combs (5-11, Sr., G)	13.5
Bob Lochmueller (6-5, So., F)	10.5
Bob Brown (6-3, So., F)	10.3
Dick Robison (6-4, So., C)	8.3



1950-51 SEASON — Won 19, Lost 7

NCAA Tournament Participant (0-1)

Leading Scorers

Bob Lochmueller (6-5, Jr., F)	19.0
Bob Brown (6-3, Jr., F)	15.1
Bob Naber (6-2, Jr., G)	9.3
Dick Robison (6-4, So., C)	8.9
Roy Rubin (6-1, Jr., G)	6.5

1951-52 SEASON — Won 20, Lost 6

NIT Participant (0-1)

Leading Scorers

Bob Brown (6-3, Sr., F)	17.0
Bob Lochmueller (6-5, Sr., F)	17.0
Chuck Noble (6-4, So., F-G)	12.3
Bob Naber (6-2, Sr., G)	7.8
Forrest Able (6-2, So., G)	6.3

1952-53 SEASON — Won 22, Lost 6

NIT Participant (1-1)

Leading Scorers

Chuck Noble (6-4, Jr., F-G)	17.0
Vlad Gastevich (6-5, So., C-F)	11.5
Corky Cox (5-11, Jr., G)	10.9
Phil Rollins (6-2, Fr., G)	9.7
Chet Beam (6-4, Jr., F)	8.4

1953-54 SEASON — Won 22, Lost 7

Kentucky Invitational Runnerup (2-1)

NIT Participant (0-1)

Leading Scorers

Chuck Nobel (6-4, Sr., F-G)	17.2
Corky Cox (5-11, Sr., G)	14.7
Phil Rollins (6-2, So., G)	13.2
John Prudhoe (6-9, Jr., C)	11.0
Vlad Gastevich (6-5, Jr., C)	8.1

1954-55 SEASON — Won 19, Lost 8

Kentucky Invitational Champion (2-0)

NIT Participant (1-1)

Leading Scorers

Charlie Tyra (6-8, So., C)	14.7
Phil Rollins (6-2, Jr., G)	13.3
John Prudhoe (6-9, Sr., C)	11.8
Gerald Moreman (6-2, Jr., G)	9.1
Vlad Gastevich (6-5, Sr., C)	8.4

1955-56 SEASON — Won 26, Lost 3

Kentucky Invitational Participant (2-1)

NIT National Champions (3-0)

Leading Scorers

Charlie Tyra (6-8, Jr., C)	23.8
Phil Rollins (6-2, Sr., G)	15.0
Jim Morgan (6-1, Jr., G)	14.4
Bill Darragh (6-5, Jr., F)	11.3
Gerald Moreman (6-2, Sr., G)	9.2

1956-57 SEASON — Won 21, Lost 5

Bluegrass Invitational Champion (2-0)

Leading Scorers

Charlie Tyra (6-8, Sr., C)	21.4
Jim Morgan (6-1, Sr., G)	17.4
Bill Darragh (6-5, Sr., F)	14.9
Don Goldstein (6-5, So., F)	11.0
Harold Andrews (6-2, So., G)	8.0

1957-58 SEASON — Won 13, Lost 12

Bluegrass Invitational Runnerup (1-1)

Leading Scorers

Jerry DuPont (6-10, Sr., C)	15.2
Harold Andrews (6-2, Jr., G)	14.8
Don Goldstein (6-5, Jr., F)	12.8
Roger Tieman (6-0, So., G)	11.2
Alex Mantel (6-2, Jr., F)	9.4

1958-59 SEASON — Won 19, Lost 12

Dixie Classic Participant (1-2)

Bluegrass Invitational Participant (0-2)

NCAA Mideast Regional Champion (3-2)

Leading Scorers

John Turner (6-5, So., F)	14.0
Don Goldstein (6-5, Sr., F)	13.8

1958-59 SEASON (Continued)

Fred Sawyer (6-11, So., C)	11.7
Roger Tieman (6-0, Jr., G)	9.2
Harold Andrews (6-2, Jr., G)	8.8

1959-60 SEASON — Won 15, Lost 11

Bluegrass Invitational Runnerup (1-1)

Leading Scorers

John Turner (6-5, Jr., F)	13.4
Fred Sawyer (6-11, Jr., C)	13.2
Ron Rubenstein (6-1, Jr., G)	12.1
Bud Olsen (6-7, So., F)	11.1
Buddy Leathers (6-2, Jr., G)	6.5

1960-61 SEASON — Won 21, Lost 8

Bluegrass Invitational Champion (2-0)

NCAA Tournament Participant (2-1)

Leading Scorers

John Turner (6-5, Jr., F)	23.1
Bud Olsen (6-7, Jr., F)	13.2
Howard Stacey (6-2, Sr., G)	10.3
Fred Sawyer (6-11, Sr., C)	8.4
Ron Rubenstein (6-1, Sr., G)	6.6

1961-62 SEASON — Won 15, Lost 10

Bluegrass Invitational Runnerup (1-1)

Sugar Bowl Tournament Participant (1-1)

Leading Scorers

Bud Olsen (6-7, Sr., C)	20.8
Jadie Frazier (6-1, Jr., G)	13.9
Ron Hawley (6-4, So., F)	12.4
Dick Peloff (6-1, Jr., G)	8.3
Andy White (6-4, So., F)	6.7

1962-63 SEASON — Won 14, Lost 11

Leading Scorers

John Reuther (6-7, So., F)	16.2
Ron Hawley (6-4, Jr., F)	13.3
Dick Peloff (6-1, Sr., G)	10.9
Jadie Frazier (6-1, Sr., G)	10.7
Judd Rothman (6-8, So., C)	6.2

1963-64 SEASON — Won 15, Lost 10

NCAA Participant (0-1)

Leading Scorers

John Reuther (6-7, Jr., C-F)	19.6
Ron Hawley (6-4, Sr., F)	13.3
Ron Rooks (6-1, Sr., G)	12.3
Sam Smith* (6-6, So., C)	9.2
Eddie Creamer (6-2, Jr., G)	7.1
*Did not finish season	

1964-65 SEASON — Won 15, Lost 10

Sugar Bowl Tournament Runnerup (1-1)

Leading Scorers

John Reuther (6-7, Sr., C-F)	18.8
Eddie Creamer (6-2, Sr., G)	13.3
Tommy Finnegan (6-2, Sr., G)	13.1
Dennis Clifford (6-5, Sr., F)	9.6
Joe Liedtke (6-7, So., C)	7.1

1965-66 SEASON — Won 16, Lost 10

Hurricane Classic Champion (2-0)

Fourth Missouri Valley Conference (8-6)

NIT Participant (0-1)

Leading Scorers

Wes Unseld (6-8, So., C)	19.9
Fred Holden (6-3, So., G)	13.8
Wade Houston (6-5, Sr., F)	10.8
Dave Gilbert (6-2, Jr., G)	10.5
Eddie Whitehead (6-4, Sr., F)	8.9

1966-67 SEASON — Won 23, Lost 5

Quaker City Classic Champion (3-0)

Missouri Valley Conf. Champion (12-2)

NCAA Tournament Participant (0-2)

Leading Scorers

Butch Beard (6-3, So., F-G)	20.5
Wes Unseld (6-8, Jr., C)	18.7
Fred Holden (6-4, Jr., G)	13.6
Jerry King (6-5, So., F)	10.9
Dave Gilbert (6-2, Sr., G)	9.5

1967-68 SEASON — Won 21, Lost 7

Holiday Festival Tourn. Participant (2-1)

Missouri Valley Conf. Champion (14-2)

NCAA Tournament Participant (1-1)

Leading Scorers

Wes Unseld (6-8, Sr., C)	23.0
Butch Beard (6-3, Jr., F-G)	16.0
Jerry King (6-5, Jr., F)	14.4
Fred Holden (6-3, Sr., G)	10.7
Marv Selvy (6-4, So., F)	7.2

1968-69 SEASON — Won 21, Lost 6

Missouri Valley Conf. Runner-up (13-3)

NIT Participant (1-1)

Leading Scorers

Butch Beard (6-3, Sr., F-G)	20.6
Jerry King (6-5, Sr., F)	18.0
Mike Grosso (6-9, Jr., C)	15.7
Dennis Deeken (6-3, Sr., G)	9.3
Marv Selvy (6-4, Jr., F)	6.3

1969-70 SEASON — Won 18, Lost 9

Third Missouri Valley Conference (11-5)

NIT Participant (0-1)

Leading Scorers

Mike Grosso (6-9, Sr., C)	18.6
Jim Price (6-2, So., G)	13.3
Al Vilcheck (6-9, So., C)	10.9
Henry Bacon (6-2, So., F)	10.8
Mike Lawhon (6-5, So., F-G)	9.5

1970-71 SEASON — Won 20, Lost 9

Missouri Valley Conf. Co-Champion (9-5)

NIT Participant (0-1)

Leading Scorers

Jim Price (6-2, Jr., G)	16.5
Al Vilcheck (6-9, Jr., C)	15.9
Larry Carter (6-0, Jr., G)	14.1
Ron Thomas (6-5, Jr., F)	13.5
Henry Bacon (6-3, Jr., F)	12.1

1971-72 SEASON — Won 26, Lost 5

Holiday Festival Tourn. Champion (3-0)

Missouri Valley Co-Champion (12-2)

NCAA Midwest Regional Champion (2-2)

Leading Scorers

Jim Price (6-2, Sr., G)	21.0
Ron Thomas (6-5, Sr., F)	15.6
Mike Lawhon (6-5, Sr., F-G)	12.4
Henry Bacon (6-3, Sr., F)	10.7
Al Vilcheck (6-9, Sr., C)	9.4

1972-73 SEASON — Won 23, Lost 7

Rainbow Classic Runner-up (2-1)

Missouri Valley Conf. Runnerup (11-3)

NIT Participant (1-1)

Leading Scorers

Allen Murphy (6-5, So., G-F)	16.1
Junior Bridgeman (6-5, So., F)	13.8
Bill Butler (6-2, Jr., G-F)	13.6
Terry Howard (6-1, Jr., G)	9.3
Bill Bunton (6-9, Jr., F-C)	7.8

1973-74 SEASON — Won 21, Lost 7

Louisville Holiday Classic Runnerup (1-1)

Missouri Valley Conf. Champion (11-1)

NCAA Tournament Participant (0-2)

Leading Scorers

Allen Murphy (6-5, Jr., G-F)	16.6
Junior Bridgeman (6-5, Jr., F)	16.4
Wesley Cox (6-5, Fr., F-C)	14.1
Bill Butler (6-2, Sr., G-F)	12.1
Danny Brown (6-4, Fr., G)	7.6

Louisville played its 2,000th game against Georgia Tech (1-11-97) after earning its 1,300th victory in the 1996-97 season opener against Montana State (11-29-96). U of L won its 500th game in Freedom Hall against Houston (2-15-97).

1974-75 SEASON — Won 28, Lost 3

Louisville Holiday Classic Champion (2-0)

Missouri Valley Conf. Champion (12-2)

NCAA Midwest Regional Champion (4-1)

Leading Scorers

Allen Murphy (6-5, Sr., F)	16.3
Junior Bridgeman (6-5, Sr., G-F)	16.1
Wesley Cox (6-5, So., F)	11.0
Phillip Bond (6-2, So., G)	9.3
Ricky Gallon (6-10, Fr., C)	8.0

1975-76 SEASON — Won 20, Lost 8

Louisville Holiday Classic Champion (2-0)

Metro Conference Runnerup (2-2)

NIT Participant (0-1)

Leading Scorers

Ricky Gallon (6-10, So., C)	15.3
Rick Wilson (6-4, So., G-F)	14.7
Wesley Cox (6-5, Jr., F)	14.3
Larry Williams (6-7, Fr., F)	11.3
Phillip Bond (6-2, Jr., G)	10.7

1976-77 SEASON — Won 21, Lost 7

Louisville Holiday Classic Champion (2-0)

Metro Conference Champion (6-1)

NCAA Tournament Participant (0-1)

Leading Scorers

Wesley Cox (6-5, Sr., F)	16.5
Rick Wilson (6-4, Jr., G-F)	13.8
Larry Williams (6-7, So., F)	13.0
Darrell Griffith (6-4, Fr., G-F)	12.8
Ricky Gallon (6-10, Jr., C)	10.1

1977-78 SEASON — Won 23, Lost 7

Louisville Holiday Classic Runnerup (1-1)

Metro Conference Runner-up (9-3)

Metro Conference Tourn. Champion (3-0)

NCAA Tournament Participant (1-1)

Leading Scorers

Darrell Griffith (6-4, So., G-F)	18.6
Rick Wilson (6-4, Sr., G-F)	17.8
Ricky Gallon (6-10, Sr., C)	13.1
Bobby Turner (6-4, So., G-F)	11.6
Larry Williams (6-7, Jr., F)	10.7

1978-79 SEASON — Won 24, Lost 8

Seawolf Classic-Alaska Participant (2-1)

Louisville Holiday Classic Runner-up (1-1)

Metro Conf. Tourn. Participant (0-1)

Metro Conference Champion (9-1)

NCAA Tournament Participant (1-1)

Leading Scorers

Darrell Griffith (6-4, Jr., G-F)	18.5
Bobby Turner (6-4, Jr., G-F)	13.6
Larry Williams (6-7, Sr., F)	11.0
Scotter McCray (6-8, Fr., F-C)	10.1
Derek Smith (6-6, Fr., F)	9.8

1979-80 SEASON — Won 33, Lost 3

Rainbow Classic Participant (2-1)

Metro Conference Champion (12-0)

Metro Conference Tourn. Champion (2-0)

NCAA National Champion (5-0)

Leading Scorers

Darrell Griffith (6-4, Sr., G-F)	22.9
Derek Smith (6-6, So., F)	14.8
Wiley Brown (6-8, So., C)	10.4
Rodney McCray (6-7, Fr., F-C)	7.8
Jerry Eaves (6-4, So., G)	7.7

1980-81 SEASON — Won 21, Lost 9

Hall of Fame Tip-Off Classic (0-1)

Winston Tire Classic Participant (1-1)

Metro Conference Champion (11-1)

Metro Conference Tourn. Champion (2-0)

NCAA Tournament Participant (0-1)

Leading Scorers

Derek Smith (6-6, Jr., F)	15.5
Jerry Eaves (6-4, Jr., G)	13.9
Rodney McCray (6-7, So., F-C)	9.6
Lancaster Gordon (6-3, Fr., G)	8.6
Scotter McCray (6-9, So., F-G)	7.6

RECORDS

Top Five Scorers Year-by-Year

1981-82 SEASON — Won 23, Lost 10

Wendy's Classic Tour. Champion (2-0)
Sun-Tory Ball (Tokyo, Japan)

Participant (1-1)
Metro Conference Runner-up (8-4)
Metro Conference Tourn. Runnerup (2-1)
NCAA Midwest Regional Champion (3-1)

Leading Scorers

Derek Smith (6-6, Sr., F) 15.7
Jerry Eaves (6-4, Sr., G) 12.6
Lancaster Gordon (6-3, So., G) 10.6
Rodney McCray (6-7, Jr., F-C) 8.6
Poncho Wright (6-5, Sr., G-F) 6.2

1982-83 SEASON — Won 32, Lost 4

Great Alaska Shootout Champion (3-0)
Metro Conference Champion (12-0)
Metro Conference Tourn. Champion (2-0)
NCAA Midwest Regional Champion (3-1)

Leading Scorers

Milt Wagner (6-5, So., G) 14.4
Lancaster Gordon (6-3, Jr., G) 13.7
Rodney McCray (6-7, Sr., F-C) 11.0
Charles Jones (6-8, Jr., C) 10.9
Scooter McCray (6-9, Sr., F-C) 9.1

1983-84 SEASON — Won 24, Lost 11

Western Airlines-Chaminade Classic
Participant (0-2)

Metro Conference Co-Champion (11-3)
Metro Conf. Tourn. Participant (1-1)
NCAA Tournament Participant (2-1)

Leading Scorers

Milt Wagner (6-5, Jr., G) 16.6
Lancaster Gordon (6-3, Sr., G) 14.7
Charles Jones (6-8, Sr., C) 11.5
Billy Thompson (6-7, So., F) 9.2
Jeff Hall (6-4, So., G) 8.3

1984-85 SEASON — Won 19, Lost 18

Wendy's Classic Participant (1-1)
Western Airlines-Chaminade Classic
Participant (0-2)

Metro Conf. Tourn. Runner-up (1-1)
NIT Final Four (3-2)

Leading Scorers

Billy Thompson (6-7, Jr., F) 15.1
Manuel Forrest (6-6, Sr., F) 12.8
Jeff Hall (6-4, Jr., G) 12.1
Mark McSwain (6-7, So., F) 8.4
Barry Sumpter (6-11, So., C) 8.2

1985-86 SEASON — Won 32, Lost 7

Big Apple NIT Participant (2-2)
Metro Conference Champions (10-2)
Metro Conference Tourn. Champion (2-0)
NCAA National Champion (6-0)

Leading Scorers

Billy Thompson (6-7, Sr., F) 14.9
Milt Wagner (6-5, Sr., G) 14.8
Pervis Ellison (6-9, Fr., C) 13.1
Herbert Crook (6-7, So., F) 11.8
Jeff Hall (6-4, Sr., G) 10.3

1986-87 SEASON — Won 18, Lost 14

Great Alaska Shootout Participant (0-3)
Metro Conference Champion (9-3)

Metro Conf. Tourn. Participant (1-1)

Leading Scorers

Herbert Crook (6-7, Jr., F) 15.5
Pervis Ellison (6-9, So., C) 15.2
Tony Kimbro (6-7, So., F-G) 11.1
Mark McSwain (6-7, Sr., F) 8.8
Keith Williams (6-4, Fr., G) 5.3

1987-88 SEASON — Won 24, Lost 11

Rainbow Classic Participant (2-1)
Metro Conference Champion (9-3)
Metro Conference Tourn. Champion (2-0)
NCAA Tournament Participant (2-1)

Leading Scorers

Pervis Ellison (6-9, Jr., C) 17.6
Herbert Crook (6-7, Sr., F) 16.1
LaBradford Smith (6-3, Fr., G) 12.7
Kenny Payne (6-8, Jr., F) 10.7
Keith Williams (6-4, So., G) 9.8

1988-89 SEASON — Won 24, Lost 9

Big Apple NIT Participant (0-1)
Metro Conference Runnerup (8-4, tie)
Metro Conference Tourn. Champion (2-0)
NCAA Tournament Participant (2-1)

Leading Scorers

Pervis Ellison (6-9, Sr., C) 17.6
Kenny Payne (6-8, Sr., F) 14.5
LaBradford Smith (6-3, So., G) 11.9
Tony Kimbro (6-7, Jr., F) 9.5
Everick Sullivan (6-5, Fr., G) 8.5

1989-90 SEASON — Won 27, Lost 8

Maui Classic Participant (2-1)
Metro Conference Champion (12-2)
Metro Conference Tourn. Champion (3-0)
NCAA Tournament Participant (1-1)

Leading Scorers

Felton Spencer (7-0, Sr., C) 14.9
Jerome Harmon (6-4, So., F/G) 14.7
LaBradford Smith (6-3, So., G) 13.5
Everick Sullivan (6-5, Fr., G) 12.7
Cornelius Holden (6-7, So., F) 10.6

1990-91 SEASON — Won 14, Lost 16

Metro Conference eighth place (4-10)
Metro Conf. Tourn. Runner-up (2-1)

Leading Scorers

LaBradford Smith (6-3, Sr., G) 16.6
Everick Sullivan (6-5, So., G) 15.6
Cornelius Holden (6-7, Jr., F) 12.5
James Brewer (6-3, So., G) 9.7
Troy Smith (6-8, So., F) 8.9

1991-92 SEASON — Won 19, Lost 11

Metro Conference tied for second (7-5)
Metro Conf. Tourn. Participant (0-1)
NCAA Tournament Participant (1-1)

Leading Scorers

Everick Sullivan (6-5, Sr., G) 13.7
Dwayne Morton (6-6, So., F) 13.6
Greg Minor (6-6, So., F) 9.7
Cornelius Holden (6-7, Sr., C) 9.3
James Brewer (6-3, Jr., G) 7.9
Keith LeGree (6-1, Fr., G) 7.3

1992-93 SEASON — Won 22, Lost 9

Metro Conference Champion (11-1)
Metro Conf. Tourn. Champion (2-0)
NCAA Tournament Sweet Sixteen (2-1)

Leading Scorers

Dwayne Morton (6-6, Jr., F/G) 16.1
Clifford Rozier (6-9, So., C/F) 15.7
Greg Minor (6-6, Jr., G/F) 14.1
James Brewer (6-3, Sr., G) 10.0
Troy Smith (6-8, Sr., F) 8.5
Keith LeGree (6-1, Fr., G) 6.8

1993-94 SEASON — Won 28, Lost 6

Rainbow Classic Champion (3-0)
Metro Conference Champion (10-2)
Metro Conf. Tourn. Champion (2-0)
NCAA Tournament Sweet Sixteen (2-1)

Leading Scorers

Clifford Rozier (6-9, Jr., C/F) 18.1
Dwayne Morton (6-6, Sr., F/G) 15.3
Greg Minor (6-6, Sr., G/F) 13.8
DeJuan Wheat (6-0, Fr., G) 12.6
Jason Osborne (6-8, Fr., F) 9.6

1994-95 SEASON — Won 19, Lost 14

Great Alaska Shootout Participant (2-1)
Metro Conference tied for second (7-5)
Metro Conf. Tourn. Champion (3-0)
NCAA Tournament Participant (0-1)

Leading Scorers

DeJuan Wheat (6-0, So., G) 16.5
Samaki Walker (6-9, Fr., F/C) 13.7
Jason Osborne (6-8, So., F/G) 11.6
Tick Rogers (6-5, Jr., G/F) 9.5
Brian Kiser (6-7, Jr., F) 6.7

1995-96 SEASON — Won 22, Lost 12

San Juan Shootout Runner-up (2-1)
Conference USA tied for third (10-4)
C-USA Tournament Participant (1-1)
NCAA Tournament Sweet 16 (2-1)

Leading Scorers

DeJuan Wheat (6-0, Jr., G) 17.7
Samaki Walker (6-9, So., F/C) 15.1
Alvin Sims (6-4, Jr., G/F) 11.9
Tick Rogers (6-5, Sr., G/F) 10.7
Brian Kiser (6-7, Sr., F) 8.9

1996-97 SEASON — Won 26, Lost 9

Big Island Invitational Champion (3-0)
Conference USA tied for fifth (9-5)
C-USA Tournament Participant (1-1)
NCAA Tournament Final Eight (3-1)

Leading Scorers

DeJuan Wheat (6-0, Sr., G) 17.3
Alvin Sims (6-4, Sr., G/F) 11.3
Nate Johnson (6-6, Fr., F) 10.1
Alex Sanders (6-7, So., F/C) 10.1
B.J. Flynn (6-2, Sr., G) 9.0

1997-98 SEASON — Won 12, Lost 20

San Juan Shootout Runner-up (2-1)
C-USA fifth in American Div. (9-5)
C-USA Tournament Participant (1-1)

Leading Scorers

Nate Johnson (6-6, So., F) 12.3
Alex Sanders (6-7, Jr., F/C) 10.5
Marques Maybin (6-3, Fr., G) 10.0
Tony Williams (6-7, So., F) 9.1
Cameron Murray (6-0, Jr., G) 8.8

1998-99 SEASON — Won 19, Lost 11

C-USA second in American Div. (11-5)
C-USA Tournament Runner-Up (2-1)
NCAA Tournament Participant (0-1)

Leading Scorers

Nate Johnson (6-6, Jr., F) 12.3
Marques Maybin (6-3, So., G) 12.1
Tony Williams (6-7, Jr., F) 12.1
Cameron Murray (6-0, Sr., G) 11.8
Alex Sanders (6-7, Sr., F/C) 11.4

1999-2000 SEASON — Won 19, Lost 12

Fourth in Great Alaska Shootout (2-1)
C-USA second in American Div. (10-6)
C-USA Tournament Participant (0-1)
NCAA Tournament Participant (0-1)

Leading Scorers

Marques Maybin (6-3, Jr., G) 14.7
Nate Johnson (6-6, Sr., F) 13.9
Tony Williams (6-7, Sr., F) 13.6
Reece Gaines (6-6, Fr., G) 9.1
Quintin Bailey (6-3, So., G/F) 6.1

2000-01 SEASON — Won 12, Lost 19

Maui Classic Participant (0-1)
C-USA fourth (tie) in American Div. (8-8)
C-USA Tournament Participant (0-1)

Leading Scorers

Marques Maybin (6-3, Sr., G) 17.7
Reece Gaines (6-6, So., G) 13.9
Erik Brown (6-5, So., G/F) 10.2
Rashad Brooks (6-1, Sr., G) 6.1
Ellis Myles (6-7, Fr., F) 6.1

2001-02 SEASON — Won 19, Lost 13

Jim Thorpe Classic Champion (2-0)
C-USA fifth in American Division (8-8)
C-USA Tournament Participant (1-1)
NIT Participant (1-1)

Leading Scorers

Reece Gaines (6-6, Jr., G) 21.0
Luke Whitehead (6-6, So., F) 10.6
Ellis Myles (6-7, So., F) 8.9
Erik Brown (6-5, Jr., G/F) 8.9
Bryant Northern (6-0, So., G) 7.1

2002-03 SEASON — Won 25, Lost 7

Billy Minardi Classic Champion (2-0)
C-USA 2nd in American Division (11-5)
C-USA Tournament Champion (3-0)
NCAA Tournament participant (1-1)

Leading Scorers

Reece Gaines (6-6, Sr., G) 17.9
Francisco Garcia (6-7, Fr., F) 11.2
Marvin Stone (6-10, Sr., C) 10.3
Luke Whitehead (6-6, So., F) 9.0
Taquan Dean (6-3, Fr., G) 8.8

2003-04 SEASON — Won 20, Lost 10

Billy Minardi Classic Champion (1-0)
Conference USA tied for sixth (9-7)
C-USA Tournament participant (1-1)
NCAA Tournament participant (0-1)

Leading Scorers

Francisco Garcia (6-7, So., F) 16.4
Luke Whitehead (6-6, Sr., F) 11.1
Taquan Dean (6-3, So., G) 10.8
Larry O'Bannon (6-4, Jr., F/G) 10.3
Kendall Dartez (6-9, Sr., C) 5.6

2004-05 SEASON — Won 33, Lost 5

Maui Invitational Participant (2-1)
Billy Minardi Classic Champion (2-0)
Conference USA Champion (14-2)
C-USA Tournament Champion (3-0)
NCAA Final Four (4-1)

Leading Scorers

Francisco Garcia (6-7, Jr., F) 15.7
Larry O'Bannon (6-4, Sr., F/G) 15.2
Taquan Dean (6-3, Jr., G) 14.4
Ellis Myles (6-7, Sr., F/C) 10.4
Juan Palacios (6-9, Fr., F) 9.7

2005-06 SEASON — Won 21, Lost 13

Colonial Classic Champion (3-0)
Billy Minardi Classic Champion (2-0)
BIG EAST Conference 11th (6-10)
BIG EAST Tournament Participant (0-1)
NIT Final Four (3-1)

Leading Scorers

Taquan Dean (6-3, Sr., G) 17.1
David Padgett (6-11, So., F/C) 11.8
Brandon Jenkins (6-3, Jr., G) 11.2
Juan Palacios (6-9, So., F) 10.2
Terrence Williams (6-6, Fr., F) 8.4

2006-07 SEASON — Won 24, Lost 10

NABC Classic Champion (3-0)
BIG EAST Conference second (12-4)
BIG EAST Tournament Participant (1-1)
NCAA Tournament Participant (1-1)

Leading Scorers

Terrence Williams (6-6, So., F) 12.4
Edgar Sosa (6-1, So., G) 11.4
David Padgett (6-11, Jr., F/C) 9.5
Juan Palacios (6-9, Jr., F) 8.9
Derrick Character (6-9, Fr., F/C) 8.1

2007-08 SEASON — Won 27, Lost 9

Las Vegas Invitational participant (3-1)
BIG EAST Conference second (14-4)
BIG EAST Tournament Participant (0-1)
NCAA Tournament Elite Eight (3-1)

Leading Scorers

David Padgett (6-11, Sr., F/C) 11.2
Earl Clark (6-9, So., F) 11.1
Terrence Williams (6-6, Jr., F) 11.1
Jerry Smith (6-1, So., G) 10.7
Derrick Character (6-9, So., F/C) 8.3

Composite Tournament Record:
Won 223, Lost 131, Won 44
championships

Post-Season Tournaments

NCAA

(Won 57, Lost 36; 34 appearances: Won 8
regional championships and 1980 and
1986 national championships).

1951

■ March 20 (East Region First Round)
Kentucky 79, Louisville 68

1959

■ March 10 (Midwest Region First round)
Louisville 77, Eastern Kentucky 63

■ March 13 (Midwest Region Semifinal)
Louisville 76, Kentucky 61

■ March 14 (Midwest Region Final)
Louisville 88, Michigan State 81

■ March 20 (National Semifinal)
West Virginia 94, Louisville 79

■ March 21 (National Consolation)
Cincinnati 98, Louisville 85

1961

■ March 14 (Midwest Region First round)
Louisville 76, Ohio 70

■ March 17 (Midwest Region Semifinal)
Ohio State 56, Louisville 55

■ March 18 (Midwest Consolation)
Louisville 83, Morehead St. 61

1964

■ March 10 (Midwest Region First round)
Ohio 71, Louisville 69 (OT)

1967

■ March 17 (Midwest Region Semifinal)
SMU 83, Louisville 81

■ March 18 (Midwest Consolation)
Kansas 70, Louisville 68

1968

■ March 15 (Midwest Region Semifinal)
Houston 91, Louisville 75

■ March 16 (Midwest Consolation)
Louisville 93, Kansas St. 63

1972

■ March 16 (Midwest Region Semifinal)
Louisville 88, SW Louisiana 84

■ March 18 (Midwest Region Final)
Louisville 72, Kansas St. 65

■ March 23 (National Semifinal)
UCLA 96, Louisville 77

■ March 25 (National Consolation)
North Carolina 105, Louisville 91

1974

■ March 14 (Midwest Region Semifinal)
Oral Roberts 96, Louisville 93

■ March 16 (Midwest Consolation)
Creighton 80, Louisville 71

1975

■ March 15 (Midwest Region First round)
Louisville 91, Rutgers 78

■ March 20 (Midwest Region Semifinal)
Louisville 78, Cincinnati 63

■ March 22 (Finals, Midwest Regional)
Louisville 96, Maryland 82

■ March 29 (National Semifinal)
UCLA 75, Louisville 74 (OT)

■ March 31 (National Consolation)
Louisville 96, Syracuse 88 (OT)

1977

■ March 12 (West Region First round)
UCLA 87, Louisville 79

1978

■ March 12 (Midwest First round)
Louisville 76, St. John's 68

■ March 17 (Midwest Region Semifinal)
DePaul 90, Louisville 89 (2OT)

1979

■ March 10 (Midwest Region First round)
Louisville 69, So. Alabama 66

■ March 15 (Midwest Second round)
Arkansas 73, Louisville 62

1980

■ March 8 (Midwest Second round)
Louisville 71, Kansas St. 69 (OT)

■ March 14 (Midwest Region Semifinal)
Louisville 66, Texas & AM 55 (OT)

■ March 16 (Midwest Region Final)
Louisville 86, LSU 66

■ March 22 (National Semifinal)
Louisville 80, Iowa 72

■ March 24 (National Championship)
Louisville 59, UCLA 54

1981

■ March 14 (Midwest Second round)
Arkansas 74, Louisville 73

1982

■ March 13 (Midwest Second round)
Louisville 81, Middle Tennessee 56

■ March 18 (Midwest Region Semifinal)
Louisville 67, Minnesota 61

■ March 20 (Midwest Region Final)
Louisville 75, Alabama Birmingham 68

■ March 27 (National Semifinal)
Georgetown 50, Louisville 46

1983

■ March 20 (Midwest Second round)
Louisville 70, Tennessee 57

■ March 24 (Midwest Region Semifinal)
Louisville 65, Arkansas 63

■ March 26 (Midwest Region Final)
Louisville 80, Kentucky 68 (OT)

■ April 2 (National Semifinal)
Houston 94, Louisville 81

1984

■ March 16 (Midwest Region First round)
Louisville 72, Morehead State 59

■ March 18 (Midwest Second round)
Louisville 69, Tulsa 67

■ March 22 (Midwest Region Semifinal)
Kentucky 72, Louisville 67

1986

■ March 13 (West Region First round)
Louisville 93, Drexel 73

■ March 15 (West Region Second round)
Louisville 82, Bradley 68

■ March 20 (West Region Semifinal)
Louisville 94, North Carolina 79

■ March 22 (West Region Final)
Louisville 84, Auburn 76

■ March 29 (National Semifinal)
Louisville 88, LSU 77

■ March 31 (National Championship)
Louisville 72, Duke 69

1988

■ March 17 (Southeast First Round)
Louisville 70, Oregon State 61

■ March 19 (Southeast Second round)
Louisville 97, Brigham Young 76

■ March 24 (Southeast Region Semifinal)
Oklahoma 108, Louisville 98

1989

■ March 16 (Midwest Region First round)
Louisville 76, Arkansas-Little Rock 71

■ March 18 (Midwest Second round)
Louisville 93, Arkansas 84

■ March 24 (Midwest Region Semifinal)
Illinois 83, Louisville 69

1990

■ March 15 (West Region First round)
Louisville 78, Idaho 59

■ March 17 (West Region Second round)
Ball State 62, Louisville 60

1992

■ March 20 (West Region First round)
Louisville 81, Wake Forest 58

■ March 22 (West Region Second round)
UCLA 85, Louisville 69

1993

■ March 19 (Midwest Region First round)
Louisville 76, Delaware 70

■ March 21 (Midwest Second round)
Louisville 78, Oklahoma St. 63

■ March 25 (Midwest Region Semifinal)
Indiana 82, Louisville 69

1994

■ March 18 (West Region First round)
Louisville 67, Boise State 58

1995

■ March 20 (West Second round)
Louisville 60, Minnesota 55

■ March 24 (West Region Semifinal)
Arizona 82, Louisville 70

1995

■ March 17 (Midwest Region First round)
Memphis 77, Louisville 56

1996

■ March 15 (Midwest Region First round)
Louisville 82, Tulsa 80 (OT)

■ March 17 (Midwest Second round)
Louisville 68, Villanova 64

■ March 21 (Midwest Region Semifinal)
Wake Forest 60, Louisville 59

1997

■ March 14 (East Region First round)
Louisville 65, Massachusetts 57

■ March 16 (East Region Second round)
Louisville 64, New Mexico 63

■ March 21 (East Region Semifinal)
Louisville 78, Texas 63

■ March 23 (East Region Final)
North Carolina 97, Louisville 74

1999

■ March 11 (South Region First round)
Creighton 62, Louisville 58

2000

■ March 16 (West Region First round)
Gonzaga 77, Louisville 66

2003

■ March 21 (East Region First round)
Louisville 86, Austin Peay 64

■ March 23 (East Region Second round)
Butler 79, Louisville 71

2004

■ March 19 (First round)
Xavier 80, Louisville 70

2005

■ March 18 (First round)
Louisville 68, Louisiana-Lafayette 62

■ March 20 (Second round)
Louisville 76, Georgia Tech 64

■ March 24 (Albuquerque Region Semifinal)
Louisville 93, Washington 79

■ March 26 (Albuquerque Region Final)
Louisville 93, West Virginia 85 (OT)

■ March 26 (National Semifinal)
Illinois 72, Louisville 57

2007

■ March 15 (First round)
Louisville 78, Stanford 58

■ March 17 (Second round)
Texas A&M 72, Louisville 69

2008

■ March 21 (East Region First round)
Louisville 79, Boise State 61

■ March 20 (East Region Second round)
Louisville 78, Oklahoma 48

■ March 24 (East Region Semifinal)
Louisville 79, Tennessee 60

■ March 26 (East Region Final)
North Carolina 83, Louisville 73

NIT

(Won 14, Lost 14, 14 appearances, Won
one championship - 1956)

1952

■ March 8 (First round)
Western Kentucky 62, Louisville 59

1953

■ March 7 (First round)
Louisville 92, Georgetown 29

■ March 9 (Second round)
Manhattan 79, Louisville 66

1954

■ March 6 (First round)
St. Francis (NY) 60, Louisville 55

1955

■ March 12 (First round)
Louisville 91, Manhattan 86

■ March 14 (Second round)
Duquesne 74, Louisville 66

1956

■ March 19 (Second round)
Louisville 84, Duquesne 72

1966

■ March 12 (First round)
Boston College 96, Louisville 90 (3OT)

1969

■ March 16 (First round)
Louisville 73, Fordham 70

■ March 18 (Second round)
Boston College 88, Louisville 83

1970

■ March 15 (First round)
Oklahoma 74, Louisville 73

1971

■ March 20 (First round)
Providence 65, Louisville 58

1973

■ March 17 (First round)
Louisville 97, American 84

■ March 20 (Second round)
Notre Dame 79, Louisville 71

1976

■ March 16 (Second round)
Providence 73, Louisville 67

1985

■ March 14 (First round)
Louisville 77, Alcorn State 75

■ March 20 (Second round)
Louisville 68, South Florida 61

■ March 24 (Quarterfinal)
Louisville 71, Tenn.-Chattanooga 66

■ March 27 (National Semifinal)
UCLA 75, Louisville 66

■ March 29 (National Consolation)
Tennessee 100, Louisville 84

2002

■ March 12 (First round)
Louisville 66, Princeton 65

■ March 19 (Second round)
Temple 65, Louisville 62

2006

■ March 17 (First round)
Louisville 71, Delaware State 54

■ March 20 (Second round)
Louisville 74, Clemson 58

■ March 22 (Quarterfinal)
Louisville 74, Missouri State 56

■ March 28 (National Semifinal)
South Carolina 78, Louisville 63

NAIB

(Won 5, Lost 0; Won one title - 1948)

1948

■ March 8 (First round)
Louisville 63, South Dakota 60

■ March 10 (Second round)
Louisville 82, Emporia 66

■ March 11 (Third round)
Louisville 85, Beloit 76

■ March 12 (Semifinal round)
Louisville 56, Xavier 49

■ March 13 (Championship)
Louisville 82, Indiana State 70

BIG EAST Conference

(Won 1, Lost 3)

2006

■ March 8 (First Round)
Pittsburgh 61, Louisville 56

2007

■ March 8 (Quarterfinal)
Louisville 82, West Virginia 71 (2 OT)

■ March 9 (Semifinal)
Pittsburgh 65, Louisville 59

2008

■ March 13 (Quarterfinal)
Pittsburgh 76, Louisville 69 (OT)

Tournament Results

Conference USA

(Won 13, Lost 8; Won 2 titles - 2003, 05)

1996

■ March 7 (Quarterfinal)
Louisville 98, Tulane 79
■ March 8 (Semifinal)
Cincinnati 92, Louisville 81

1997

■ March 5 (First Round)
Louisville 69, South Florida 58
■ March 6 (Quarterfinal)
UNC Charlotte 64, Louisville 60

1998

■ March 4 (First Round)
Louisville 75, South Florida 64
■ March 5 (Quarterfinal)
Cincinnati 64, Louisville 50

1999

■ March 4 (Quarterfinal)
Louisville 70, Saint Louis 61
■ March 5 (Semifinal)
Louisville 77, UAB 68
■ March 6 (Final)
UNC Charlotte 68, Louisville 59

2000

■ March 9 (Quarterfinal)
UNC Charlotte 57, Louisville 52

2001

■ March 7 (First Round)
UAB 74, Louisville 61

2002

■ March 6 (First Round)
Louisville 110, TCU 86
■ March 7 (Quarterfinal)
Marquette 84, Louisville 76

2003

■ March 13 (Quarterfinal)
Louisville 82, Tulane 66
■ March 14 (Semifinal)
Louisville 78, Memphis 75

2003

■ March 15 (Final)
Louisville 83, UAB 78

2003

■ March 13 (Quarterfinal)
Louisville 82, Tulane 66
■ March 14 (Semifinal)
Louisville 78, Memphis 75

2004

■ March 10 (First Round)
Louisville 61, East Carolina 54
■ March 11 (Quarterfinal)
Cincinnati 64, Louisville 62

2005

■ March 10 (Quarterfinal)
Louisville 85, TCU 61
■ March 11 (Semifinal)
Louisville 74, UAB 67
■ March 12 (Final)
Louisville 75, Memphis 74

Metro Conference

(Won 32, Lost 9; Won 11 championships

- 1978, 1980, 1981, 1983, 1986, 1988, 1989, 1990, 1993, 1994, 1995)

1976

■ March 5 (Second round)
Memphis State 87, Louisville 76

1977

■ March 4 (Second round)
Georgia Tech 56, Louisville 55

1978

■ March 2 (First round)
Louisville 93, Tulane 64
■ March 3 (Semifinals)
Louisville 67, Memphis State 62

1979

■ March 4 (Finals)
Louisville 94, Florida State 93

1979

■ March 2 (Semifinals)
Virginia Tech 72, Louisville 68

1980

■ February 29 (Semifinals)
Louisville 84, Memphis State 65

1981

■ March 1 (Finals)
Louisville 81, Florida State 72

1981

■ March 6 (Semifinals)
Louisville 81, Virginia Tech 68

■ March 7 (Finals)
Louisville 42, Cincinnati 31

1982

■ March 5 (First round)
Louisville 76, St. Louis 44

■ March 6 (Semifinals)
Louisville 97, Florida State 73

■ March 7 (Finals)
Memphis State 73, Louisville 62

1983

■ March 12 (Semifinals)
Louisville 71, Memphis State 68

■ March 13 (Finals)
Louisville 66, Tulane 51

1984

■ March 8 (Quarterfinals)
Louisville 62, Cincinnati 55

■ March 9 (Semifinals)
Virginia Tech 69, Louisville 61

1985

■ March 7 (Quarterfinals)
Louisville 74, South Carolina 61

■ March 8 (Semifinals)
Memphis State 81, Louisville 74

1986

■ March 8 (Semifinals)
Louisville 86, South Carolina 65

■ March 9 (Finals)
Louisville 88, Memphis State 79

1987

■ March 7 (Semifinals)
Louisville 78, Southern Mississippi 71

■ March 8 (Finals)
Memphis State 75, Louisville 52

1988

■ March 12 (Semifinals)
Louisville 89, South Carolina 57

■ March 13 (Finals)
Louisville 81, Memphis State 73

1989

■ March 11 (Semifinals)
Louisville 71, Memphis State 70

■ March 12 (Finals)
Louisville 87, Florida State 80

1990

■ March 8 (Quarterfinals)
Louisville 79, Tulane 66

■ March 9 (Semifinals)
Louisville 76, Memphis State 73

■ March 10 (Finals)
Louisville 83, Southern Mississippi 80

1991

■ March 7 (Quarterfinals)
Louisville 83, Southern Mississippi 76

■ March 8 (Semifinals)
Louisville 72, Memphis State 70

■ March 9 (Finals)
Florida State 76, Louisville 69

1992

■ March 13 (Quarterfinals)
Virginia Commonwealth 74, Louisville 65

1993

■ March 13 (Semifinals)
Louisville 71, UNC Charlotte 59

■ March 14 (Finals)
Louisville 90, Virginia Commonwealth 78

1994

■ March 12 (Semifinals)
Louisville 76, Virginia Tech 67

■ March 13 (Finals)
Louisville 69, Southern Mississippi 61

1995

■ March 10 (First round)
Louisville 84, Virginia Commonwealth 61

■ March 11 (Semifinals)
Louisville 81, Tulane 80 (OT)

■ March 12 (Finals)
Louisville 78, Southern Mississippi 64

1995

■ March 10 (First round)
Louisville 84, Virginia Commonwealth 61

■ March 11 (Semifinals)
Louisville 81, Tulane 80 (OT)

■ March 12 (Finals)
Louisville 78, Southern Mississippi 64

1995

■ March 10 (First round)
Louisville 84, Virginia Commonwealth 61

■ March 11 (Semifinals)
Louisville 81, Tulane 80 (OT)

■ March 12 (Finals)
Louisville 78, Southern Mississippi 64

1995

■ March 10 (First round)
Louisville 84, Virginia Commonwealth 61

■ March 11 (Semifinals)
Louisville 81, Tulane 80 (OT)

■ March 12 (Finals)
Louisville 78, Southern Mississippi 64

KIAC

(Won 18, Lost 18; 20 appearances; Won two titles - 1928, 1929)

1926

■ February 22 (First round)
Western Kentucky 40, Louisville 32

1927

■ February 21 (First round)
Kentucky Wesleyan 46, Louisville 44

1928

■ February 23 (First round)
Louisville 36, Centre 17

■ February 24 (Semifinals)

Louisville 35, Western Kentucky 29

■ February 25 (Final round)

Louisville 43, Georgetown (Col.) 29

1929

■ February 21 (First round)

Louisville 25, Eastern Kentucky 12

■ February 22 (Semifinals)

Louisville 33, Centre 21

■ February 23 (Final round)

Louisville 31, Kentucky Wesleyan 28

1930

■ February 20 (First round)

Georgetown (Col.) 22, Louisville 20

1931

■ February 19 (Second round)

Louisville 34, Georgetown (Col.) 22

■ February 20 (Semifinals)

Transylvania 24, Louisville 22

1932

■ February 25 (First round)

Berea 22, Louisville 21

1933

■ February 23 (Second round)

Louisville 29, Eastern Kentucky 19

■ February 24 (Semifinals)

Murray State 57, Louisville 40

1934

■ February 23 (First round)

Louisville 41, Berea 27

■ February 23 (Second round)

Louisville 32, Union (Col.) 12

■ February 24 (Semifinals)

Louisville 28, Murray State 18

■ February 24 (Finals)

Western Kentucky 13, Louisville 12

1935

■ February 22 (Second round)

Transylvania 27, Louisville 18

1936

■ February 27 (First round)

Murray State 28, Louisville 24

1937

■ February 26 (Second round)

Transylvania 45, Louisville 43

1938

■ February 24 (First round)

Louisville 45, Transylvania 37

■ February 25 (Second round)

Georgetown (Col.) 42, Louisville 36

1939

■ February 24 (Second round)

Western Kentucky 47, Louisville 28

1940

■ February 22 (First round)

Louisville 56, Berea 55

■ February 23 (Second round)

Eastern Kentucky 48, Louisville 40

1941

■ February 27 (First round)

Morehead State 60, Louisville 44

1942

■ February 27 (Second round)

Transylvania 45, Louisville 39

1946

■ February 22 (Second round)

Louisville 50, Western Kentucky 43

■ February 23 (Semifinals)

Louisville 60, Murray State 56

■ February 23 (Finals)

Eastern Kentucky 66, Louisville 51

1947

■ February 21 (Second round)

Western Kentucky 76, Louisville 52

1948

■ February 25 (First round)

Louisville 78, Union (Col.) 61

■ February 26 (Second round)

Louisville 86, Transylvania 45

■ February 27 (Semifinals)

Louisville 81, Murray State 58

■ February 28 (Finals)

Western Kentucky 63, Louisville 62

OHIO VALLEY CONFERENCE

(Won 2, Lost 1)

1949

■ February 25 (Second round)

Louisville 79, Marshall 65

■ February 26 (Semifinals)

Louisville 76, Morehead State 54

■ February 26 (Finals)

Western Kentucky 74, Louisville 68

■ February 26 (Finals)

Western Kentucky 74, Louisville 68

■ February 26 (Finals)

Western Kentucky 74, Louisville 68

■ February 26 (Finals)

Western Kentucky 74, Louisville 68

■ February 26 (Finals)

Western Kentucky 74, Louisville 68

■ February 26 (Finals)

Western Kentucky 74, Louisville 68

■ February 26 (Finals)

Western Kentucky 74, Louisville 68

■ February 26 (Finals)

Western Kentucky 74, Louisville 68

■ February 26 (Finals)

Western Kentucky 74, Louisville 68

■ February 26 (Finals)

Western Kentucky 74, Louisville 68

■ February 26 (Finals)

Western Kentucky 74, Louisville 68

■ February 26 (Finals)

Western Kentucky 74, Louisville 68

■ February 26 (Finals)

Western Kentucky 74, Louisville 68

■ February 26 (Finals)

Western Kentucky 74, Louisville 68

■ February 26 (Finals)

Western Kentucky 74, Louisville 68

■ February 26 (Finals)

Western Kentucky 74, Louisville 68

■ February 26 (Finals)

Western Kentucky 74, Louisville 68

■ February 26 (Finals)

Western Kentucky 74, Louisville 68

■ February 26 (Finals)

Western Kentucky 74, Louisville 68

■ February 26 (Finals)

Western Kentucky 74, Louisville 68

■ February 26 (Finals)

1956
 ■ Dec. 28: Louisville 68, St. Louis 43
 ■ Dec. 29: Louisville 61, Dayton 53 (OT)

1957
 ■ Dec. 20: Louisville 66, Army 61
 ■ Dec. 21: San Fran. 62, Louisville 55

1958
 ■ Dec. 19: Northwestern 73, Louisville 68
 ■ Dec. 20: Notre Dame 61, Louisville 53

1959
 ■ Dec. 28: Louisville 66, Fordham 61
 ■ Dec. 29: Indiana 90, Louisville 71

1960
 ■ Dec. 12: Louisville 74, Ga. Tech 65
 ■ Dec. 13: Louisville 86, Western Ky. 71

1961
 ■ Dec. 15: Louisville 76, Texas 60
 ■ Dec. 16: St. Bonaventure 73, Louisville 72

CHAMINADE CLASSIC

(Won 0, Lost 4, no champion named)

1983
 ■ Dec. 25: Houston 76, Louisville 73
 ■ Dec. 26: Chaminade 89, Louisville 71

1984
 ■ Dec. 22: Chaminade 67, Louisville 65
 ■ Dec. 25: Oklahoma 90, Louisville 72

COLONIAL CLASSIC

(Won 3, Lost 0)

2005
 ■ Dec. 3: Louisville 90, Prairie View 65
 ■ Dec. 4: Louisville 67, Arkansas St. 55
 ■ Dec. 5: Louisville 53, Richmond 45

DIXIE CLASSIC

(Won 1, Lost 2)

1958
 ■ Dec. 29: N. Carolina St. 67, Louisville 61
 ■ Dec. 30: Louisville 74, Wake Forest 64
 ■ Dec. 31: Duke 57, Louisville 54

GREAT ALASKA SHOOTOUT

(Won 6, Lost 6; Won one title - 1982)

1978
 ■ Nov. 24: Louisville 89, Penn State 58
 ■ Nov. 25: Louisville 90, Lamar 68
 ■ Nov. 26: N. Carolina 72, Louisville 66

1982
 ■ Nov. 26: Louisville 80, Florida 63
 ■ Nov. 27: Louisville 58, Washington 47
 ■ Nov. 28: Louisville 80, Vanderbilt 70

1986
 ■ Nov. 28: Northeastern 88, UL 84 (OT)
 ■ Nov. 29: Washington 69, Louisville 54
 ■ Nov. 30: Texas 74, Louisville 70

1994
 ■ Nov. 23: Louisville 90, Jackson St. 64
 ■ Nov. 25: Brigham Young 75, Louisville 60
 ■ Nov. 26: Villanova 82, Louisville 81

1999
 ■ Nov. 25: Xavier 81, Louisville 79
 ■ Nov. 26: Louisville 85, Georgia 62
 ■ Nov. 27: Louisville 108, Alaska-Anch. 76

HOLIDAY FESTIVAL

(Won 5, Lost 1; Won one title - 1971)

1967
 ■ Dec. 26: Louisville 94, LaSalle 71
 ■ Dec. 28: Columbia 74, Louisville 67
 ■ Dec. 30: Louisville 81, Boston Col. 74

1971
 ■ Dec. 27: Louisville 103, Syracuse 81
 ■ Dec. 28: Louisville 126, St. Peter's 80
 ■ Dec. 30: Louisville 96, Fordham 82

HURRICANE CLASSIC

(Won 2, Lost 0; Won one title - 1965)

1965
 ■ Dec. 27: Louisville 54, Ga. Tech 48
 ■ Dec. 28: Louisville 85, Miami 84 (OT)

JIM THORPE CLASSIC

(Won 2, Lost 0; Won one championship)

2001
 ■ Dec. 7: Louisville 90, Wisc.-Milwaukee 75
 ■ Dec. 8: Louisville 84, Murray State 69

KENTUCKY INVITATIONAL

(Won 6, Lost 2; 3 appearances; Won one championship - 1954)

1953
 ■ Dec. 28: Louisville 79, Villanova 65
 ■ Dec. 29: Louisville 61, Xavier 56
 ■ Dec. 30: Western Ky. 89, Louisville 71

1954
 ■ Dec. 27: Louisville 108, Murray St. 83
 ■ Dec. 28: Louisville 93, Eastern Ky. 77

1955
 ■ Dec. 27: Louisville 103, Arizona 83
 ■ Dec. 28: Western Ky. 86, Louisville 77
 ■ Dec. 29: Louisville 99, Eastern Ky. 70

LAS VEGAS INVITATIONAL

(Won 3, Lost 1)

2007
 ■ Nov. 17: Louisville 104, Hartford 69
 ■ Nov. 18: Louisville 84, Jackson St. 53
 ■ Nov. 23: BYU 78, Louisville 76
 ■ Nov. 23: Louisville 64, Old Dominion 53

MAUI INVITATIONAL

(Won 3, Lost 3)

1989
 ■ Nov. 24: Louisville 89, Chaminade 70
 ■ Nov. 25: Missouri 82, Louisville 79
 ■ Nov. 26: Louisville 83, Villanova 69

2001
 ■ Nov. 20: Maryland 95, Louisville 73
 ■ Nov. 21: Louisville 86, UNLV 85 (OT)
 ■ Nov. 22: Connecticut 83, Louisville 71

2004
 ■ Nov. 22: Iowa 76, Louisville 71
 ■ Nov. 23: Louisville 93, Chaminade 63
 ■ Nov. 24: Louisville 82, Stanford 67

NABC CLASSIC

(Won 3, Lost 0; won one title - 2006)

2006
 ■ Dec. 8: Louisville 74, Ohio U. 71
 ■ Dec. 9: Louisville 74, St. Joseph's 64
 ■ Dec. 10: Louisville 76, Bellarmine 64

NAIB

(Won 2, Lost 0; Won one championship - 1948)

1948
 ■ Dec. 17: Louisville 73, Marshall 64
 ■ Dec. 18: Louisville 74, Beloit 67

OHIO VALLEY CONFERENCE PRE-SEASON TOURNAMENT

(Won 3, Lost 0; Won one title - 1945)

1945
 ■ Nov. 23: Louisville 60, Indiana State 39
 ■ Nov. 24: Louisville 55, Morehead St. 41
 ■ Nov. 24: Louisville 51, Western Ky. 45

QUAKER CITY CLASSIC

(Won 3, Lost 0; Won one title - 1966)

1966
 ■ Dec. 27: Louisville 98, Niagara 73
 ■ Dec. 29: Louisville 75, Syracuse 71
 ■ Dec. 30: Louisville 72, Princeton 63

RAINBOW CLASSIC

(Won 9, Lost 3; Won one title - 1993)

1972
 ■ Dec. 27: Louisville 100, Fordham 73
 ■ Dec. 29: Louisville 95, Hawaii 82
 ■ Dec. 30: N. Carolina 89, Louisville 86

1980

■ Dec. 28: Louisville 64, Princeton 53
 ■ Dec. 29: Illinois 77, Louisville 64
 ■ Dec. 30: Louisville 65, Nebraska 58

1987
 ■ Dec. 28: Louisville 87, SMU 79
 ■ Dec. 29: N. Carolina St. 80, Louisville 75
 ■ Dec. 30: Louisville 86, Miss. State 62

1993
 ■ Dec. 28: UL 76, UC Santa Barbara 53
 ■ Dec. 29: Louisville 83, Florida 68
 ■ Dec. 30: Louisville 85, Hawaii 79

SAN JUAN SHOOTOUT

(Won 4, Lost 2)

1995
 ■ Nov. 24: Louisville 90, American/P.R. 86
 ■ Nov. 25: Louisville 83, Va C'wealth 74
 ■ Nov. 26: Auburn 82, Louisville 78

1997
 ■ Nov. 27: Louisville 75, Hofstra 66
 ■ Nov. 28: Louisville 58, Illinois 57
 ■ Nov. 29: Ga. Tech 73, Louisville 69

SUGAR BOWL

(Won 2, Lost 2)

1961
 ■ Dec. 29: LSU 84, Louisville 70
 ■ Dec. 30: Louisville 83, Maryland 64

1964
 ■ Dec. 29: Louisville 77, Ga. Tech 71
 ■ Dec. 30: Vanderbilt 80, Louisville 47

LOUISVILLE HOLIDAY CLASSIC

(Won 11, Lost 3; Won four championships - 1974, '75, '76, '79)

1973
 ■ Dec. 27: Louisville 91, Eastern Ky. 75
 ■ Dec. 28: Alabama 65, Louisville 55

1974
 ■ Dec. 26: Louisville 107, Western Ky. 81
 ■ Dec. 27: Louisville 79, Florida State 61

1975
 ■ Dec. 26: Louisville 106, Kentucky St. 93
 ■ Dec. 27: Louisville 102, Texas A & M 88

1976
 ■ Dec. 28: Louisville 76, Rutgers 68
 ■ Dec. 29: Louisville 69, Creighton 66 (2OT)

1977
 ■ Dec. 28: Louisville 113, LaSalle 85
 ■ Dec. 29: Georgia 73, Louisville 70 (OT)

1978
 ■ Dec. 28: Louisville 70, Wisconsin 53
 ■ Dec. 29: Miss. St. 80, Louisville 73

1979
 ■ Dec. 13: Louisville 93, UNC Charlotte 76
 ■ Dec. 14: Louisville 96, Western Ky. 74

WINSTON TIRE CLASSIC

(Won 1, Lost 1)

1980
 ■ Dec. 29: N. Carolina 86, Louisville 64
 ■ Dec. 30: Louisville 79, Southern Cal. 50

WENDY'S CLASSIC

(Won 3, Lost 1; Won one title - 1981)

1981
 ■ Dec. 4: Louisville 55, Tulane 54
 ■ Dec. 5: Louisville 71, Western Ky. 66

1984
 ■ Dec. 7: La. Tech 73, Louisville 64
 ■ Dec. 8: Louisville 76, St. Francis (Pa.) 63


SUNTORY BALL - TOKYO, JAPAN

(Won 1, Lost 1)

1981
 ■ Dec. 17: Louisville 76, Pennsylvania 68
 ■ Dec. 20: Oregon St. 62, Louisville 56



Wes Unseld



LaBradford Smith



Billy Thompson

RECORDS

Year-by-Year Results

1911-12
(WON 0, LOST 3)
COACH: William Gardiner
CAPTAIN: Game Captains

Date	Site	UL	OPP
Jan. 28	Louisville YMCA (H)	3	35
Feb. 28	Moore's Hill (H)	13	28
Mar. 8	Moore's Hill (A)	7	51
		23	114

1912-13
(WON 2, LOST 3)
COACH: No Coach
CAPTAIN: Clarence Rodgers

Date	Site	UL	OPP
Jan. 31	Louisville YMCA (A)	18	25
Feb. 7	New Albany YMCA (H)	24	20
Feb. 15	Kentucky (A)	10	34
Feb. 19	Tennessee (H)	16	24
Feb. 28	Moore's Hill (H)	36	24
		104	127

1913-14
(WON 2, LOST 6)
COACH: No Coach
CAPTAIN: C.N. Caldwell

Date	Site	UL	OPP
Jan. 17	Wabash (H)	17	27
Jan. 20	Franklin (A)	19	25
Jan. 24	Rose Poly (A)	24	31
Jan. 31	Franklin (H)	12	9
Feb. 7	Kentucky (A)	17	22
Feb. 14	Tennessee (H)	17	32
Feb. 21	Rose Poly (H)	29	18
Mar. 3	Kentucky (H)	13	26
		148	190

1914-15
(WON 4, LOST 5)
COACH: No Coach
CAPTAIN: Clarence Rodgers

Date	Site	UL	OPP
Jan. 16	Rose Poly (A)	35	28
Jan. 20	Franklin (A)	20	24
Jan. 23	Kentucky (A)	14	18
Feb. 4	Transylvania (H)	21	16
Feb. 6	Rose Poly (H)	36	21
Feb. 19	Tennessee (H)	27	30
Feb. 20	Tennessee (H)	15	20
Feb. 27	Kentucky (H)	26	15
Mar. 6	Franklin (H)	19	21
		213	193

1915-16
(WON 8, LOST 3)
COACH: Ed Bowman
CAPTAIN: Edwin Kornfeld

Date	Site	UL	OPP
Jan. 12	Rose Poly (A)	32	42
Jan. 15	Transylvania (A)	29	27
Jan. 21	Georgetown Col. (A)	33	28
Feb. 1	Centre (H)	28	21
Feb. 8	Rose Poly (H)	37	25
Feb. 12	Kentucky (A)	26	22
Feb. 17	Georgetown Col. (H)	41	22
Feb. 22	Kentucky (H)	24	32
Feb. 24	Tennessee (H)	20	25
Feb. 28	Transylvania (H)	46	18
Mar. 2	Centre (A)	53	15
		369	277

1916-17
(No Team)

1917-18
(WON 3, LOST 4)
COACH: Ed Bowman
CAPTAIN: Sam Morgan

Date	Site	UL	OPP
Jan. 28	Centre (H)	9	30
Feb. 2	Rose Poly (A)	9	34

Feb. 9	Georgetown Col. (H)	37	27
Feb. 16	Centre (A)	20	65
Feb. 23	Rose Poly (H)	28	26
Feb. 27	Louisville YMHA (A)	34	25
Mar. 2	Georgetown Col. (A)	16	26
		153	233

1918-19
(WON 7, LOST 4)
COACH: Earl Ford and Jim Parks
CAPTAIN: Sam Morgan

Date	Site	UL	OPP
Jan. 25	Transylvania (H)	14	25
Feb. 1	Hanover (H)	30	8
Feb. 15	Ky. Wesleyan (H)	53	15
Feb. 18	New Albany YMCA (A)	21	31
Feb. 22	Eastern Kentucky (A)	21	13
Feb. 28	Transylvania (A)	34	28
Mar. 1	Ky. Wesleyan (A)	25	14
Mar. 4	New Albany YMCA (H)	37	17
Mar. 8	Eastern Kentucky (H)	46	15
Mar. 12	Centre (A)	19	55
Mar. 15	Centre (H)	19	62
		319	283

1919-20
(WON 6, LOST 5)
COACH: Tuley Brucker
CAPTAIN: Don Butler

Date	Site	UL	OPP
Jan. 17	Vanderbilt Training School (H)	57	26
Jan. 24	Bethel (Ky.) (A)	25	20
Jan. 30	Cumberland (OT) (A)	38	40
Jan. 31	Eastern Kentucky (A)	60	20
Feb. 7	Ky. Wesleyan (H)	21	46
Feb. 14	Eastern Kentucky (H)	43	24
Feb. 18	Centre (H)	7	61
Feb. 21	Berea (A)	19	26
Feb. 28	Bethel (Ky.) (H)	25	18
Mar. 5	Transylvania (A)	20	48
Mar. 13	Transylvania (H)	28	26
		343	355

1920-21
(WON 3, LOST 8)
COACH: Jimmie Powers
CAPTAIN: G.C. Herzer

Date	Site	UL	OPP
Jan. 7	Cincinnati (A)	16	36
Jan. 8	Cincinnati Gym (A)	12	29
Jan. 15	Centre (H)	20	34
Jan. 22	Chattanooga (H)	28	33
Feb. 1	Butler (H)	24	62
Feb. 4	Indiana (A)	17	34
Feb. 8	Transylvania (A)	15	29
Feb. 11	Cumberland (H)	35	20
Feb. 18	Georgetown Col. (H)	30	29
Feb. 26	Transylvania (H)	24	20
Mar. 1	Louisville YMHA (A)	30	41
		251	367

1921-22
(WON 1, LOST 13)
COACH: Dr. J.T. O'Rourke
CAPTAIN: Horace Carter

Date	Site	UL	OPP
Jan. 14	Franklin (H)	13	28
Jan. 17	Kentucky (H)	14	38
Jan. 20	Georgetown Col. (A)	12	26
Jan. 21	Kentucky (A)	22	29
Jan. 27	Cumberland (A)	19	30
Jan. 28	Chattanooga (A)	8	34
Feb. 3	Georgetown Col. (H)	14	18
Feb. 11	Cumberland (H)	13	19
Feb. 14	Centre (A)	12	25
Feb. 16	Tennessee (A)	22	28
Feb. 18	Transylvania (H)	23	12
Feb. 25	Louisville YMHA (A)	15	27
Mar. 1	Rose Poly (H)	19	38
Mar. 4	Centre (OT) (H)	18	27
		224	379

1922-23
(No Team)

1923-24
(WON 4, LOST 13)
COACH: Fred Enke
CAPTAIN: Al Hocker

Date	Site	UL	OPP
Dec. 14	Presbyterian Sem. (H)	36	22
Jan. 4	Georgetown Col. (H)	19	40
Jan. 11	Evansville (A)	29	38
Jan. 12	Rose Poly (A)	18	16
Jan. 14	Ky. Wesleyan (H)	20	24
Jan. 19	Valparaiso (H)	15	26
Jan. 25	Evansville (H)	33	18
Jan. 26	Louisville YMHA (A)	28	21
Feb. 1	Georgetown Col. (A)	26	41
Feb. 2	Ky. Wesleyan (A)	23	29
Feb. 6	Detroit (H)	29	37
Feb. 9	Louisville YMHA (H)	22	23
Feb. 13	Virginia (H)	26	41
Feb. 15	Centre (H)	32	34
Feb. 22	Calumet Club (A)	25	43
Feb. 29	Rose Poly (H)	13	28
Mar. 1	Centre (A)	30	31
		388	490

1924-25
(WON 10, LOST 7)
COACH: Fred Enke
CAPTAIN: Fred Koster

Date	Site	UL	OPP
Dec. 15	Brown Hotel (A)	34	43
Dec. 19	Palmyra (A)	37	17
Dec. 20	Cincinnati (A)	18	25
Jan. 1	Bonnycastle Club (H)	48	27
Jan. 3	Berea (A)	24	23
Jan. 7	Mercer (H)	26	22
Jan. 10	Transylvania (H)	45	25
Jan. 12	Ky. Wesleyan (H)	30	8
Jan. 17	Hanover (A)	16	25
Jan. 19	Calumet Club (A)	24	15
Feb. 6	Evansville (A)	39	59
Feb. 7	Evansville (A)	16	52
Feb. 13	Rose Poly (A)	23	22
Feb. 20	Transylvania (A)	18	33
Feb. 21	Ky. Wesleyan (A)	24	34
Feb. 25	Hanover (H)	31	22
Mar. 6	Rose Poly (H)	38	28
		491	480

1925-26
(WON 4, LOST 8)
COACH: Tom King
CAPTAIN: John Gentile

Date	Site	UL	OPP
Jan. 9	Hanover (A)	36	23
Jan. 20	Western Ky. (H)	28	27
Jan. 22	Evansville (A)	21	49
Jan. 23	Rose Poly (A)	42	50
Jan. 28	Ky. Wesleyan (H)	36	34
Jan. 30	Hanover (H)	32	36
Feb. 5	Xavier (A)	18	38
Feb. 9	Ky. Wesleyan (A)	26	31
Feb. 16	Ogden (H)	32	29
Feb. 17	Western Ky. (A)	28	31

KIAC Tournament
(Winchester, Ky.)

Feb. 22	Western Ky. (N)	32	40
Feb. 27	Rose Poly (N)	26	38
		357	426

1926-27
(WON 7, LOST 5)
COACH: Tom King
CAPTAIN: Jim Blackerby

Date	Site	UL	OPP
Jan. 8	Transylvania (H)	45	25
Jan. 12	Hanover (H)	36	30
Jan. 15	Oakland City (OT) (H)	29	30
Jan. 19	Centre (H)	31	17
Jan. 21	Rose Poly (2OT) (A)	41	39

1927-28
(WON 12, LOST 4)
COACH: Tom King
CAPTAINS: Game Captains

Date	Site	UL	OPP
Dec. 22	Louisville YMHA (H)	31	52
Dec. 29	Lou. Knights of Columbus (H)	33	27
Jan. 5	Centre (A)	33	16
Jan. 9	Trinity YMI (H)	38	19
Jan. 14	Rose Poly (H)	36	22
Jan. 27	St. Louis (A)	28	38
Jan. 31	Georgetown Col. (H)	28	17
Feb. 2	Tennessee (A)	49	29
Feb. 3	Maryville (A)	41	34
Feb. 4	Chattanooga (A)	38	41
Feb. 9	Centre (H)	36	21
Feb. 14	Western Ky. (H)	36	17
Feb. 18	Georgetown Col. (A)	22	33

KIAC Tournament
(Winchester, Ky.)

Feb. 23	Centre (N)	36	17
Feb. 24	Western Ky. (N)	35	29
Feb. 25	Georgetown Col. (N)	43	29
		563	441

1928-29
(WON 12, LOST 8)
COACH: Tom King
CAPTAINS: Ken Browne


Date	Site	UL	OPP
Dec. 29	Louisville Knights of Columbus (A)	24	38
Jan. 3	No. Carolina (H)	27	19
Jan. 11	Transylvania (A)	44	10
Jan. 12	Georgetown Col. (A)	29	32
Jan. 14	Centre (A)	28	37
Jan. 16	Chattanooga (H)	16	26
Jan. 18	Berea (H)	36	31
Jan. 26	Ky. Wesleyan (H)	38	30
Jan. 28	Vincennes (A)	33	40
Jan. 29	Concordia Seminary (2OT) (A)	29	27
Jan. 31	Transylvania (H)	31	16
Feb. 6	Vincennes (H)	23	24
Feb. 7	Ky. Wesleyan (A)	20	27
Feb. 8	Eastern Kentucky (A)	45	25
Feb. 12	Georgetown Col. (H)	26	27
Feb. 16	Rose Poly (H)	31	23
Feb. 18	Eastern Kentucky (H)	26	22

KIAC Tournament
(Winchester, Ky.)

Feb. 21	Eastern Kentucky (N)	25	12
Feb. 22	Centre (N)	33	21
Feb. 23	Ky. Wesleyan (N)	31	28
		571	477

1929-30
(WON 9, LOST 6)
COACH: Tom King
CAPTAINS: Game Captains

Date	Site	UL	OPP
Dec. 26	Vanderbilt (H)	24	22
Dec. 28	Louisville YMHA (H)	18	36
Jan. 4	Berea (H)	31	25
Jan. 8	Georgetown Col. (H)	24	22
Jan. 17	Eastern Kentucky (A)	16	26
Jan. 18	Georgetown Col. (A)	21	17
Jan. 25	Centre (H)	21	19
Jan. 29	Agoga (A)	29	21
Jan. 30	Concordia Seminary (A)	22	35



Feb. 1 Eastern Kentucky (H)	13	12
Feb. 8 Transylvania (H)	28	16
Feb. 11 Centre (A)	26	19
Feb. 12 Transylvania (A)	14	25
KIAC Tournament (Winchester, Ky.)		
Feb. 20 Georgetown Col. (N) ...	20	22
SIAA Tournament (Jackson, Miss.)		
Feb. 26 Louisiana Tech (N)	26	36
	333	353

1930-31
(WON 5, LOST 11)

COACH: Edward Weber
CAPTAIN: Tommy Thompson

Date	Site	UL	OPP
Jan. 3 Louisville YMHA (A)		25	27
Jan. 5 Berea (A)		20	43
Jan. 6 Eastern Kentucky (A) ...		25	31
Jan. 10 Butler (H)		16	33
Jan. 13 Centre (A)		30	42
Jan. 14 Ky. Wesleyan (A)		28	19
Jan. 17 Chattanooga (H)		17	20
Jan. 24 Ky. Wesleyan (H)		18	19
Jan. 29 Berea (2OT) (H)		28	24
Jan. 31 Transylvania (A)		29	15
Feb. 2 Georgetown Col. (H)		27	12
Feb. 4 Vanderbilt (A)		23	32
Feb. 27 Centre (H)		28	37
Feb. 14 Butler (A)		16	38
KIAC Tournament (Winchester, Ky.)			
Feb. 19 Georgetown Col. (N)		34	22
Feb. 20 Transylvania (N)		22	24
		386	438

1931-32
(WON 15, LOST 7)

COACH: Edward Weber
CAPTAIN: Game Captains

Date	Site	UL	OPP
Dec. 19 Edentide Club (H)		28	30
Dec. 29 Louisville YMHA (H)		28	21
Jan. 5 Eastern Kentucky (A) ...		12	21
Jan. 6 Georgetown Col. (A)		37	8
Jan. 9 Ky. Wesleyan (H)		31	15
Jan. 12 Western Ky. (H)		27	13
Jan. 15 Union (Ky.) (A)		26	22
Jan. 16 Centre (A)		32	19
Jan. 19 Morehead St. (H)		30	24
Jan. 23 Georgetown Col. (H)		47	21
Jan. 30 Hebrew Athl. Club (H) ...		15	28
Feb. 3 Ky. Wesleyan (A)		30	28
Feb. 4 Morehead St. (A)		30	24
Feb. 6 Centre (H)		27	20
Feb. 10 Berea (H)		19	24
Feb. 12 Eastern Ky. (H)		25	22
Feb. 16 Transylvania (H)		35	22
Feb. 18 Union (Ky.) (OT) (H)		28	27
Feb. 20 Western Ky. (A)		14	37
KIAC Tournament (Winchester, Ky.)			
Feb. 25 Berea (N)		21	22
SIAA Tournament (Jackson, Miss.)			
Mar. 1 Centenary (N)		31	26
Mar. 2 Mississippi Col. (N)		19	35
		592	509

1932-33
(WON 11, LOST 11)

COACH: C.V. (Red) Money
CAPTAIN: Les Wright

Date	Site	UL	OPP
Dec. 20 Louisville YMHA (H)		37	33
Jan. 3 Edentide Club (H)		32	28
Jan. 6 Transylvania (A)		37	33
Jan. 10 Georgetown Col. (H)		24	15
Jan. 12 Eastern Ky. (H)		25	50
Jan. 14 Ky. Wesleyan (A)		36	34
Jan. 16 Berea (A)		41	46

Jan. 21 Centre (H)	44	32
Jan. 28 Morehead St. (H)	33	36
Jan. 30 Union (Ky.) (A)	48	41
Jan. 31 Sue Bennett (A)	25	46
Feb. 1 Western Ky. (H)	31	39
Feb. 4 Georgetown Col. (A)	45	15
Feb. 8 Western Ky. (A)	28	39
Feb. 10 Berea (H)	26	48
Feb. 13 Ky. Wesleyan (H)	10	41
Feb. 14 Union (Ky.) (H)	30	29
Feb. 17 Eastern Ky. (A)	19	34
Feb. 18 Morehead St. (A)	24	39
Feb. 20 Centre (A)	30	24

KIAC Tournament
(Winchester, Ky.)

Feb. 23 Eastern Ky. (N)	29	19
Feb. 24 Murray St. (N)	40	57
	694	778

1933-34
(WON 16, LOST 9)

COACH: C.V. (Red) Money
CAPTAIN: Les Wright

Date	Site	UL	OPP
Dec. 12 Georgetown Col. (A)		33	28
Dec. 18 Union (Ky.) (H)		32	29
Dec. 19 Centre (OT) (H)		30	26
Jan. 5 Transylvania (H)		32	23
Jan. 6 Hanover (A)		30	38
Jan. 9 Georgetown Col. (H)		50	17
Jan. 12 Eastern Ky. (H)		27	26
Jan. 15 Morehead St. (H)		39	35
Jan. 18 Ky. Wesleyan (A)		29	23
Jan. 20 Centre (A)		36	23
Jan. 27 Transylvania (2OT) (A) ..		36	37
Jan. 29 Hanover (H)		29	25
Jan. 31 Western Ky. (A)		34	43
Feb. 3 Union (Ky.) (A)		18	30
Feb. 8 Berea (H)		21	26
Feb. 10 Western Ky. (H)		30	25
Feb. 12 Ky. Wesleyan (H)		38	28
Feb. 16 Eastern Ky. (A)		27	20
Feb. 17 Morehead St. (A)		35	40
Feb. 19 Xavier (A)		29	37

KIAC Tournament
(Louisville, Ky.)

Feb. 23 Berea (H)	41	27
Feb. 23 Union (Ky.) (H)	32	12
Feb. 24 Murray St. (H)	28	18
Feb. 24 Western Ky. (H)	12	13
SIAA Tournament (Jackson, Miss.)		
Mar. 3 Western Ky. (N)	27	31
	775	680

1934-35
(WON 5, LOST 9)

COACH: C.V. (Red) Money
CAPTAIN: Game Captain

Date	Site	UL	OPP
Dec. 18 Centre (OT) (H)		38	35
Jan. 5 Western Ky. (A)		21	45
Jan. 12 Georgetown Col. (H)		32	24
Jan. 16 Morehead St. (H)		34	25
Jan. 19 Transylvania (H)		23	24
Jan. 28 Berea (A)		36	37
Jan. 31 Transylvania (A)		20	26
Feb. 2 Centre (A)		19	48
Feb. 6 Ky. Wesleyan (H)		30	22
Feb. 9 Western Ky. (H)		19	35
Feb. 12 Georgetown Col. (A)		23	21
Feb. 13 Morehead St. (A)		32	40
Feb. 15 Ky. Wesleyan (A)		31	34
KIAC Tournament (Bowling Green, Ky.)			
Feb. 22 Transylvania (N)		18	27
		376	443

1935-36
(WON 14, LOST 11)

COACH: C.V. (Red) Money
CAPTAIN: Harry Long

Date	Site	UL	OPP
Dec. 14 Alfred Holbrook (H)		47	19
Dec. 17 Oakland City (A)		26	16
Dec. 19 Wheaton (A)		25	34
Dec. 20 LaPorte Athl. Club (A) ..		25	26
Dec. 21 Illinois Wesleyan (A) ...		21	29
Jan. 3 Wheaton (H)		33	27
Jan. 4 Centre (A)		34	25
Jan. 8 Transylvania (A)		29	27
Jan. 11 Ky. Wesleyan (A)		33	26
Jan. 13 Oakland City (H)		58	43
Jan. 18 Western Ky. (H)		25	31
Jan. 24 Eastern Ky. (H)		35	26
Jan. 31 Indiana (H)		26	48
Feb. 1 Centre (OT) (H)		46	45
Feb. 4 Georgetown Col. (H)		50	25
Feb. 7 Western Ky. - xx (A)		0	2
Feb. 8 David Lipscomb (A)		45	32
Feb. 12 Berea (H)		51	40
Feb. 14 Georgetown Col. (A)		39	36
Feb. 15 Morehead St. (A)		35	40
Feb. 18 Transylvania (OT) (H) ..		35	37
Feb. 20 Ky. Wesleyan (H)		41	33
Feb. 22 Eastern Ky. (A)		31	38

KIAC Tournament
(Bowling Green, Ky.)

Feb. 27 Murray St. (N)	24	28
SIAA Tournament (Jackson, Miss.)		
Mar. 7 Murray St. (N)	24	46
	838	779

xx - With 1:50 remaining in the game and Western Kentucky ahead, 34-25, the Louisville coach took his team from the floor and forfeited the game in protest of the many fouls being called.

1936-37
(WON 4, LOST 8)

COACH: Lawrence E. Apitz
CAPTAIN: Game Captains

Date	Site	UL	OPP
Dec. 15 Centre (A)		32	35
Dec. 17 Hanover (A)		34	31
Dec. 19 Centre (H)		29	36
Jan. 9 Ky. Wesleyan (A)		27	30
Jan. 11 Hanover (H)		33	24
Jan. 13 Eastern Ky. (A)		26	28
Jan. 16 Western Ky. (A)		33	25
Jan. 20 Morehead St. (H)		46	44
Feb. 13 Transylvania (A)		28	39
Feb. 16 Oakland City (A)		33	41
Feb. 18 Georgetown Col. (A) ...		27	43
KIAC Tournament (Richmond, Ky.)			
Feb. 26 Transylvania (N)		43	45
		391	421

1937-38
(WON 4, LOST 11)

COACH: Lawrence E. Apitz
CAPTAIN: Game Captains

Date	Site	UL	OPP
Dec. 8 Hanover (H)		49	33
Dec. 10 Butler (A)		23	28
Jan. 5 Morehead St. (A)		40	44
Jan. 8 Centre (H)		37	32
Jan. 14 Transylvania (H)		26	28
Jan. 15 Hanover (A)		31	37
Jan. 19 Western Ky. (H)		42	62
Feb. 3 Western Ky. (A)		32	53
Feb. 5 Oakland City (OT) (H) ..		40	43
Feb. 9 Georgetown Col. (OT) (H) ..		46	43
Feb. 12 Indiana# (N)		40	59
Feb. 16 Eastern Ky. (H)		35	37
Feb. 18 Georgetown Col. (A) ...		28	32
KIAC Tournament (Richmond, Ky.)			
Feb. 24 Transylvania (N)		45	37
Feb. 25 Georgetown Col. (N) ...		36	42
		550	610

#Played in Jeffersonville, Ind.

1938-39
(WON 1, LOST 15)

COACH: Lawrence E. Apitz
CAPTAIN: Dick Panther

Date	Site	UL	OPP
Dec. 8 Hanover (A)		38	61
Dec. 10 Bradley (A)		26	71
Dec. 14 Eastern Ky. (H)		42	46
Dec. 19 Washington & Lee (H) ...		38	62
Dec. 21 Cincinnati (H)		41	54
Jan. 7 Centre (H)		29	42
Jan. 11 Georgetown Col. (H) ...		39	52
Jan. 14 Cincinnati (A)		17	62
Jan. 17 Western Ky. (H)		36	50
Feb. 1 Ky. Wesleyan (H)		35	40
Feb. 6 Transylvania (A)		33	43
Feb. 8 Hanover (H)		39	56
Feb. 11 Western Ky. (A)		30	56
Feb. 15 Berea (H)		49	40
Feb. 18 Georgetown Col. (A) ...		27	50
KIAC Tournament (Richmond, Ky.)			
Feb. 24 Western Ky. (N)		28	47
		547	832

1939-40
(WON 1, LOST 18)

COACH: Lawrence E. Apitz
CO-CAPTAINS: Elwyn Horine and Bob Weber

Date	Site	UL	OPP
Dec. 6 Ky. Wesleyan (OT) (H) ..		44	48
Dec. 9 Alfred Holbrook (H)		30	37
Dec. 14 Hanover (A)		36	67
Dec. 19 Evansville (A)		43	72
Jan. 5 Eastern Ky. (A)		27	52
Jan. 6 Berea (A)		43	52
Jan. 10 Georgetown Col. (H) ...		35	48
Jan. 13 Centre (A)		46	51
Jan. 17 Western Ky. (H)		40	55
Jan. 27 Alfred Holbrook (A)		31	47
Jan. 29 Evansville (H)		43	80
Jan. 31 Centre (H)		36	43
Feb. 3 Ky. Wesleyan (A)		47	62
Feb. 7 Hanover (H)		49	55
Feb. 9 Western Ky. (A)		40	54
Feb. 14 Transylvania (H)		32	40
Feb. 17 Georgetown Col. (A) ...		20	38
KIAC Tournament (Richmond, Ky.)			
Feb. 22 Berea (N)		56	55
Feb. 23 Eastern Ky. (N)		40	48
		738	1004

1940-41
(WON 2, LOST 14)

COACH: John C. Heldman, Jr.
CO-CAPTAINS: Joe Sheeley and Walt Slater

Date	Site	UL	OPP
Dec. 11 Ky. Wesleyan (H)		28	34
Dec. 14 Hanover (A)		25	57
Dec. 18 Evansville (H)		52	86
Jan. 10 Marshall (A)		24	45
Jan. 11 Alfred Holbrook (A)		36	39
Jan. 15 Transylvania (H)		42	49
Jan. 17 Western Ky. (A)		24	50
Jan. 29 Georgetown Col. (H) ...		31	52
Feb. 1 Ky. Wesleyan (A)		33	38
Feb. 5 Hanover (H)		38	53
Feb. 8 Centre (A)		36	40
Feb. 12 Berea (H)		44	36
Feb. 15 Georgetown Col. (A) ...		42	59
Feb. 19 Centre (H)		29	44
Feb. 22 Transylvania (A)		52	36
KIAC Tournament (Richmond, Ky.)			
Feb. 27 Morehead St. (N)		44	60
		580	778

RECORDS

Year-by-Year Results

1941-42

(WON 7, LOST 10)

COACH: John C. Heldman, Jr.

CAPTAIN: Aaron Andrews

Date	Site	UL	OPP
Dec. 10	Oakland City (H)	64	46
Dec. 13	Ky. Wesleyan (A)	52	36
Dec. 17	Transylvania (H)	54	43
Dec. 19 DePauw (A)		35	41
Jan. 10 Oakland City (A)		39	42
Jan. 14	Ky. Wesleyan (H)	46	41
Jan. 28 Berea (H)		33	37
Jan. 31 Evansville (A)		40	58
Feb. 2	Transylvania (A)	50	33
Feb. 4	Ft. Knox AFROTC (H)	39	33
Feb. 7 Hanover (A)		38	39
Feb. 11 Western Ky. (H)		39	62
Feb. 14	Berea (A)	52	34
Feb. 19 Hanover (H)		47	51
Feb. 20 Oberlin (A)		42	47
Feb. 21 Oterbein (A)		36	38

**KIAC Tournament
(Richmond, Ky.)**

Feb. 27 Transylvania (N)		39	45
		745	726

1942-43

(No Team)

1943-44

(WON 10, LOST 10)

COACH: C. Spec. Harold Church and

C. Spec. Walter Casey

CAPTAIN: Game Captains

Date	Site	UL	OPP
Dec. 4	Georgetown Col. (H)	43	21
Dec. 10 Bowman Field (OT)(H)		37	39
Dec. 15 Ft. Knox (H)		37	43
Dec. 18 Evansville (A)		40	41
Dec. 20 Berea (H)		37	62
Jan. 4 Bowman Field (OT)(H)		51	53
Jan. 8 Western Ky. (A)		34	54
Jan. 15	Evansville (H)	47	44
Jan. 19	Godman Field (A)	48	35
Jan. 22 Berea (A)		35	56
Jan. 26	Godman Field (H)	63	39
Jan. 28	Georgetown Col. (A)	64	40
Feb. 2	Ft. Knox (A)	50	38
Feb. 5 Morehead St. (H)		55	67
Feb. 7	Western Ky. (H)	37	31
Feb. 11 Morehead St. (A)		38	57
Feb. 12 Marshall (A)		54	68
Feb. 16	New Albany Furnituremen (A)	57	39
Feb. 19	Nichols Hospital (H)	87	22
Feb. 25	U of L Army Medics (H)	56	39
		970	888

1944-45

(WON 16, LOST 3)

COACH: Bernard L. Hickman

CAPTAIN: Clyde Parker

Date	Site	UL	OPP
Dec. 2	Georgetown Col. (H)	99	27
Dec. 6	Wabash (H)	75	33
Dec. 9	Evansville (A)	43	34
Dec. 13	Ft. Knox (H)	70	53
Dec. 20	Ft. Knox (A)	50	39
Jan. 4	DePauw (A)	41	40
Jan. 6	Wabash (A)	55	41
Jan. 10 Western Ky. (A)		41	44
Jan. 13	Berea (H)	75	44
Jan. 17	Evansville (H)	74	53
Jan. 19 Morehead St. (A)		38	50
Jan. 21 Marshall (A)		52	57
Jan. 24	Eastern Ky. (H)	74	42
Jan. 29	Georgetown Col. (A)	68	27
Feb. 2	Marshall (H)	58	51
Feb. 7	Morehead St. (H)	63	58
Feb. 10	Eastern Ky. (A)	60	40
Feb. 14	Western Ky. (H)	66	41
Feb. 17	Berea (A)	50	38
		1152	812

1945-46

(WON 22, LOST 6)

COACH: Bernard L. Hickman

CO-CAPTAINS: George Hauptfuhrer and Clyde Parker

Date	Site	UL	OPP
OVC Tournament (Jeffersonville, Ind.)			
Nov. 23	Indiana State (N)	60	39
Nov. 24	Morehead St. (N)	55	41
Nov. 24	Western Ky. (N)	51	45
Nov. 28	Ky. Wesleyan (H)	83	47
Dec. 1	Murray St. (H)	52	42
Dec. 5	Evansville (A)	51	42
Dec. 8 Purdue (H)		51	55
Dec. 11	Georgetown Col. (A)	80	23
Dec. 15 Indiana (H)		59	62
Dec. 18	Butler (A)	51	41
Dec. 19 Purdue (A)		45	51
Jan. 5	Vanderbilt (H)	60	27
Jan. 7	Ky. Wesleyan (A)	71	50
Jan. 8	Morehead St. (A)	44	39
Jan. 12	Cincinnati (H)	59	41
Jan. 16	Georgetown Col. (H)	82	47
Jan. 19	Eastern Ky. (H)	71	38
Jan. 22	Cincinnati (A)	61	39
Jan. 26 Murray St. (A)		44	54
Jan. 30	Evansville (H)	76	45
Feb. 2	Western Ky. (H)	64	51
Feb. 6 Eastern Ky. (A)		49	60
Feb. 11	Butler (H)	79	33
Feb. 13	Western Ky. (A)	65	54
Feb. 16	Morehead St. (H)	61	50

**KIAC Tournament
(Louisville, Ky.)**

Feb. 22	Western Ky. (H)	50	43
Feb. 23	Murray St. (H)	60	56
Feb. 23 Eastern Ky. (H)		51	66
		1685	1281

1946-47

(WON 17, LOST 6)

COACH: Bernard L. Hickman

CO-CAPTAINS: Jack Coleman and John Knopf

Date	Site	UL	OPP
Nov. 30 Ky. Wesleyan (H)		60	68
Dec. 4	Georgetown Col. (H)	76	40
Dec. 7	Western Ky. (H)	60	52
Dec. 11	Hanover (A)	64	43
Dec. 14	Indiana (H)	53	46
Dec. 18 Murray St. (H)		45	56
Dec. 30	Nebraska (H)	68	53
Jan. 3	Western Reserve (H)	61	58
Jan. 9	Cincinnati (A)	60	39
Jan. 11 Western Ky. (A)		34	77
Jan. 16	Havana (H)	73	55
Jan. 18	Evansville (H)	70	39
Jan. 20	Ky. Wesleyan (A)	82	66
Jan. 25	Cincinnati (H)	71	52
Jan. 28	Murray St. (A)	56	51
Feb. 4	Georgetown Col. (A)	20	13
Feb. 7 Ohio (A)		52	63
Feb. 8 Marshall (A)		55	62
Feb. 11	Hanover (H)	85	42
Feb. 13	Evansville (A)	49	41
Feb. 15	Virginia (H)	69	43

**KIAC Tournament
(Louisville, Ky.)**

Feb. 21 Western Ky. (H)		52	76
Feb. 26	St. Louis (H)	53	47
		1368	1182

1947-48

(WON 29, LOST 6)

COACH: Bernard L. Hickman

CAPTAIN: Deward Compton

Date	Site	UL	OPP
Dec. 1	Ky. Wesleyan (H)	49	38
Dec. 9	Georgetown Col. (A)	69	57
Dec. 12	Hanover (A)	60	48
Dec. 13	Evansville (H)	59	45
Dec. 16	Georgetown Col. (H)	57	39

Dec. 17	Eastern Ky. (A)	56	55
Dec. 20	Pittsburgh (H)	64	42
Jan. 1	Georgetown Univ. (H)	69	52
Jan. 3	Dayton (H)	69	53
Jan. 7 Xavier (A)		34	62
Jan. 10 Murray St. (H)		51	52
Jan. 14 Western Ky. (H)		44	71
Jan. 17	Arkansas St. (H)	68	36
Jan. 19	Ky. Wesleyan (A)	62	58
Jan. 23	Eastern Ky. (H)	73	62
Jan. 31	Washington (Mo.) (H)	54	39
Feb. 4	Marshall (H)	86	50
Feb. 5	Evansville (A)	72	55
Feb. 11	North Dakota (H)	89	52
Feb. 13	Xavier (H)	58	47
Feb. 17 Western Ky. (A)		55	77
Feb. 19	Ecuador (H)	59	40
Feb. 21	Murray St. (A)	61	49
Feb. 23	Hanover (H)	71	54

**KIAC Tournament
(Louisville, Ky.)**

Feb. 25	Union (Ky.) (H)	78	61
Feb. 26	Transylvania (H)	86	45
Feb. 27	Murray St. (H)	81	58
Feb. 28 Western Ky. (H)		62	63
Mar. 6	Washington (Mo.) (A)	48	46

**NAIB Tournament
(Kansas City, Mo.)**

Mar. 8	South Dakota (N)	63	60
Mar. 10	Emporia (N)	82	66
Mar. 11	Beloit (N)	85	76
Mar. 12	Xavier (N)	56	49
Mar. 13	Indiana St. (N)	82	70

**Olympic Trials
(New York, N.Y.)**

Mar. 27 Kentucky (N)		57	91
		2269	1918

1948-49

(WON 23, LOST 10)

COACH: Bernard L. Hickman

CAPTAIN: Jack Coleman

Date	Site	UL	OPP
Dec. 1	Ky. Wesleyan (H)	75	46
Dec. 4 Indiana St. (H)		64	66
Dec. 8 Dayton (A)		55	58
Dec. 11	Wayne St. Univ. (H)	74	37
Dec. 15	Washington Mo. (A)	53	52

**NAIB Tournament
(Kansas City, Mo.)**

Dec. 17	Marshall (N)	73	64
Dec. 18	Beloit (N)	74	67
Dec. 20	Emporia (A)	62	60
Dec. 21	LSU (H)	79	44
Dec. 23	Arizona (H)	69	50
Dec. 27 LaSalle (A)		71	76
Dec. 28	Seton Hall (OT) (A)	71	69
Dec. 29 Duquesne (A)		66	72
Dec. 30	Westminster (Pa.) (A)	78	57
Jan. 4 Phillips 66 Oilers (H)		50	54
Jan. 6	Memphis St. (A)	72	53
Jan. 10 Western Ky. (A)		44	56
Jan. 12	NC State (A)	72	71
Jan. 15	Xavier (OT) (H)	64	57
Jan. 17	Ky. Wesleyan (A)	75	61
Jan. 19	Hanover* (N)	91	66
Jan. 22	Eastern Ky. (H)	66	52
Jan. 28	Murray St. (H)	83	65
Jan. 29 Xavier (A)		57	71
Feb. 2	Western Ky. (H)	70	64
Feb. 3 Evansville (A)		60	68
Feb. 5	Washington (Mo.) (H)	60	37
Feb. 8	Murray St. (A)	66	59
Feb. 12 Eastern Ky. (A)		49	53
Feb. 16	Evansville (H)	82	57

**OVC Tournament
(Louisville, Ky.)**

Feb. 25	Marshall (H)	79	65
Feb. 26	Morehead St. (H)	76	54
Feb. 26 Western Ky. (H)		68	74
		2248	1955

*Played at Jeffersonville, Ind.


1949-50

(WON 21, LOST 11)

COACH: Bernard L. Hickman

CO-CAPTAINS: Glen Combs and Kenny Reeves

Date	Site	UL	OPP
Dec. 3	Ky. Wesleyan (H)	69	44
Dec. 3	Georgetown Col. (H)	57	47
Dec. 5	Indiana St. (A)	68	66
Dec. 7	Memphis St. (H)	79	58
Dec. 10	Morehead St. (H)	82	48
Dec. 13 Eastern Ky. (A)		54	62
Dec. 14	Loyola (Calif.) (H)	47	46
Dec. 17	Xavier (A)	64	4



1951-52
(WON 20, LOST 6)
COACH: Bernard L. Hickman
CAPTAIN: Bob Lochmueller

Date	Site	UL	OPP
Dec. 1	Ky. Wesleyan (H)	61	50
Dec. 5	Dayton (OT) (A)	79	76
Dec. 8	Marquette (H)	76	63
Dec. 10	Georgetown Col. (H)	92	36
Dec. 12	#19 Eastern Ky. (A)	72	70
Dec. 15	Purdue (A)	65	82
Dec. 18	Kent St. (H)	85	67
Dec. 29	Manhattan (A)	67	66
Dec. 31	#10 Seton Hall (A)	65	67
Jan. 3	Villanova (H)	90	68
Jan. 5	#14 Notre Dame (H)	65	59
Jan. 9	Xavier (A)	77	67
Jan. 12	St. Joseph's (Ind.) (H)	104	54
Jan. 14	William & Mary (A)	93	65
Jan. 15	#17 NC State (A)	73	68
Jan. 19	Morehead St. (H)	83	63
Jan. 26	Loyola (Ill.) (A)	80	73
Feb. 2	Eastern Ky. (H)	78	73
Feb. 6	#11 Dayton (H)	71	72
Feb. 9	Tampa (H)	100	55
Feb. 13	Ky. Wesleyan (A)	97	76
Feb. 16	Villanova (A)	84	86
Feb. 19	NC State (H)	82	67
Feb. 25	#14 Seton Hall (H)	81	83
Feb. 27	Xavier (H)	101	87

NIT
(New York, N.Y.)
Mar. 8 Western Ky. (N) 59 62
2080 1755

1952-53
(WON 22, LOST 6)
COACH: Bernard L. Hickman
CO-CAPTAINS: Chuck Noble and Bill Sullivan

Date	Site	UL	OPP
Dec. 3	Ky. Wesleyan (H)	89	70
Dec. 6	Morehead St. (H)	65	47
Dec. 8	Purdue (H)	89	85
Dec. 11	Manhattan (A)	63	65
Dec. 13	Temple (2OT) (A)	85	77
Dec. 15	Seton Hall (A)	66	77
Dec. 20	Marquette (H)	78	76
Dec. 29	Miami (Fla.) (A)	84	74
Dec. 30	Tampa (A)	76	63
Jan. 3	Stetson (H)	83	81
Jan. 7	Dayton (H)	76	70
Jan. 10	Eastern Ky. (A)	85	91
Jan. 14	Loyola (Ill.) (H)	84	61
Jan. 17	Georgetown Col. (H)	94	61
Jan. 21	So. Mississippi (H)	87	72
Jan. 24	Bradley (A)	89	86
Jan. 31	Loyola (Ill.) (A)	76	72
Feb. 4	Xavier (H)	72	69
Feb. 5	Ky. Wesleyan (A)	95	74
Feb. 7	Marquette (A)	86	83
Feb. 11	Notre Dame (A)	62	73
Feb. 14	Dayton (A)	69	63
Feb. 18	Eastern Ky. (H)	68	66
Feb. 21	Xavier (A)	74	80
Feb. 23	Bradley (H)	79	70
Mar. 2	#1 Seton Hall (H)	73	67

NIT
(New York, N.Y.)
Mar. 7 Georgetown (Univ.) (N) .92 79
Mar. 9 Manhattan (N) 66 79
2205 2031

1953-54
(WON 22, LOST 7)
COACH: Bernard L. Hickman
CO-CAPTAINS: Corky Cox and Chuck Noble

Date	Site	UL	OPP
Nov. 30	Ky. Wesleyan (H)	112	69
Dec. 2	Morehead St. (H)	92	75
Dec. 5	Georgetown Col. (H)	74	38

Dec. 8	Manhattan (A)	87	76
Dec. 10	Siena (A)	71	78
Dec. 12	Canisius (A)	84	61
Dec. 16	Dayton (A)	61	78
Dec. 19	Ohio St. (H)	85	76

KIT
(Louisville, Ky.)
Dec. 28 Villanova (H) 79 65
Dec. 29 Xavier (H) 61 56
Dec. 30 #7 Western Ky. (H) **71 89**
Jan. 2 Marquette (H) 73 68
Jan. 6 Notre Dame (A) **53 72**
Jan. 9 Eastern Ky. (H) 86 70
Jan. 16 Bradley (H) 95 86
Jan. 20 Hanover (H) 94 55
Jan. 23 Baldwin-Wallace (H) 87 55
Jan. 30 Xavier (A) 74 65
Feb. 1 #3 Indiana (A) **71 80**
Feb. 3 John Carroll (H) 104 57
Feb. 6 Stetson (H) 79 61
Feb. 10 Loyola (La.) (H) 94 77
Feb. 13 Dayton (H) **71 75**
Feb. 15 Bradley (A) 96 90
Feb. 17 Ky. Wesleyan (A) 91 76
Feb. 20 Marquette (A) 88 79
Feb. 24 Xavier (H) 59 55
Mar. 3 Eastern Ky. (A) 93 77

NIT
(New York, N.Y.)
Mar. 6 St. Francis (N.Y.) (N) ... 55 60
2340 2060

1954-55
(WON 19, LOST 8)
COACH: Bernard L. Hickman
CO-CAPTAIN: Vlad Gastevich and John Prudhoe

Date	Site	UL	OPP
Dec. 1	Hanover (H)	105	74
Dec. 4	Eastern Ky. (H)	89	77
Dec. 8	Mississippi St. (H)	113	64
Dec. 9	John Carroll (A)	96	83
Dec. 11	Canisius (A)	84	77
Dec. 13	Toledo (A)	81	67
Dec. 15 #5 Dayton (OT) (A)	67	71	
Dec. 17	Pacific (H)	73	62
Dec. 20	Oregon (H)	101	72

KIT
(Louisville, Ky.)
Dec. 27 Murray St. (H) 108 83
Dec. 28 Eastern Ky. (H) 93 77
Dec. 31 Marquette (A) **62 66**
Jan. 3 Notre Dame (H) 73 69
Jan. 8 Xavier (A) **70 76**
Jan. 12 Marquette (H) **78 82**
Jan. 15 Georgetown Col. (H) ... 100 80
Jan. 19 Morehead St. (H) 99 62
Jan. 21 #18 Dayton (OT) (H) **67 69**
Jan. 29 Bradley (H) 68 51
Feb. 2 Ky. Wesleyan (A) 82 67
Feb. 9 Eastern Ky. (OT) (A) **77 79**
Feb. 12 Ky. Wesleyan (H) 90 88
Feb. 19 Bradley (A) 79 59
Feb. 23 Xavier (H) 92 52
Feb. 26 Loyola (Ill.) (A) **70 75**

NIT
(New York, N.Y.)
Mar. 12 Manhattan (N) 91 86
Mar. 14 #6 Duquesne (N) 66 74
2274 1942

1955-56
(WON 26, LOST 3)
COACH: Bernard L. Hickman
CAPTAIN: Phil Rollins

Date	Site	UL	OPP
Dec. 2	Georgetown Col. (H)	72	46
Dec. 6	Murray St. (H)	82	76
Dec. 8	Wayne St. Univ. (A)	80	52
Dec. 10	Canisius (A)	98	82
Dec. 14	Evansville (H)	98	81
Dec. 17	Hanover (H)	90	58

Dec. 21	#13 Marquette (A)	84	68
---------	-------------------	----	----

KIT
(Louisville, Ky.)
Dec. 27 Arizona (H) 103 83
Dec. 28 Western Ky. (H) **77 86**
Dec. 29 Eastern Ky. (H) 99 70
Jan. 4 Morehead St. (H) 112 94
Jan. 7 Toledo (A) 86 71
Jan. 11 Notre Dame (OT) (A) 80 75
Jan. 14 Valparaiso* (N) 79 53
Jan. 18 #15 Memphis St. (H) 85 75
Jan. 21 Eastern Ky. (H) 100 83
Jan. 28 #2 Dayton (OT) (A) 66 64
Feb. 2 Toledo (H) 93 64
Feb. 4 Ky. Wesleyan (A) 116 82
Feb. 11 Marquette (H) 76 65
Feb. 13 Xavier (A) **59 99**
Feb. 15 Ky. Wesleyan (H) 84 74
Feb. 17 #2 Dayton (H) 59 56
Feb. 21 Eastern Ky. (A) **84 86**
Feb. 25 Murray St. (A) 83 70
Feb. 29 Xavier (H) 83 70

NIT (New York, N.Y.)
Mar. 19 Duquesne (N) 84 72
Mar. 22 St. Joseph's (Pa.) (N) 89 79
Mar. 24 #3 Dayton (N) 93 80
2494 2114

* Played in Chicago, Ill.

1956-57
(WON 21, LOST 5)
COACH: Bernard L. Hickman
CAPTAIN: Bill Darragh

Date	Site	UL	OPP
Dec. 1	Morehead St. (H)	81	68
Dec. 4	Eastern Ky. (A)	73	54
Dec. 6	Detroit (A)	91	78
Dec. 8 Canisius (A)	74	76	
Dec. 5	DePaul (A)	75	68
Dec. 18 #9 St. Louis (A)	77	93	
Dec. 22	Notre Dame (H)*	85	75

Bluegrass Invitational
(Louisville, Ky.)
Dec. 28 #5 St. Louis (H)* 68 43
Dec. 29 Dayton (OT) (H)* 61 53
Jan. 5 DePaul (A) 86 67
Jan. 9 Memphis St. (H) 93 71
Jan. 16 Eastern Ky. (H) 104 67
Jan. 19 Ky. Wesleyan (H) 96 63
Jan. 26 Dayton (H) 57 56
Jan. 29 Loyola (La.) (A) 79 53
Jan. 31 Miami (Fla.) (A) 89 60
Feb. 2 Memphis St. (A) **78 81**
Feb. 6 Morehead St. (A) **74 85**
Feb. 9 Toledo (A) 103 70
Feb. 13 Marquette (H) 99 79
Feb. 16 Xavier (H) 87 69
Feb. 20 Murray St. (A) 97 82
Feb. 23 Dayton (A) **48 50**
Feb. 27 DePaul (H) 97 76
Mar. 2 Toledo (H) 91 56
Mar. 6 Detroit (H) 86 76
2149 1769

*Game played in Freedom Hall

1957-58
(WON 13, LOST 12)
COACH: Bernard L. Hickman
CAPTAIN: Jerry DuPont

Date	Site	UL	OPP
Dec. 2	Evansville (A)	82	92
Dec. 5	Georgetown Col. (H)	74	54
Dec. 7	Alabama (H)	80	72
Dec. 12	Iona (A)	89	65
Dec. 14	Detroit (A)	64	68
Dec. 18	Marquette (H)	73	65

Bluegrass Invitational
(Louisville, Ky.)
Dec. 20 Army (H) 66 61
Dec. 21 #7 San Francisco (H) .. **55 62**
Jan. 1 Murray St. (A) **61 75**
Jan. 4 Xavier (3OT) (A) **80 82**

Jan. 8	St. Louis (H)	67	55
Jan. 11	Marquette (A)	79	85
Jan. 13	DePaul (A)	60	62
Jan. 18	Notre Dame (H)	94	83
Jan. 25	#17 Dayton (H)	49	57
Jan. 29	Notre Dame (A)	53	73
Feb. 1	Ky. Wesleyan (H)	86	74
Feb. 5	Eastern Ky. (A)	62	75
Feb. 8	Xavier (H)	76	74
Feb. 12	Detroit (H)	76	58
Feb. 15	Murray St. (H)	72	58
Feb. 19	Ky. Wesleyan (A)	69	83
Feb. 22	#11 Dayton (A)	52	58
Feb. 26	DePaul (H)	73	55
Mar. 3	Eastern Ky. (H)	78	55

1770 1701

1958-59
(WON 19, LOST 12)
COACH: Bernard L. Hickman
CO-CAPTAIN: Harold Andrews and Don Goldstein

Date	Site	UL	OPP
Dec. 2	Georgetown Col. (H)	78	84
Dec. 6	Georgia Tech (H)	71	57
Dec. 8	Bradley (A)	48	78
Dec. 11	Stetson (H)	81	47
Dec. 13	Alabama (H)	62	43
Dec. 17	Wittenberg (H)	56	49

Bluegrass Invitational
(Louisville, Ky.)
Dec. 19 #6 Northwestern (H) **68 73**
Dec. 20 Notre Dame (H) **53 61**

Dixie Classic
(Raleigh, N.C.)
Dec. 29 #3 NC State (OT) (A) **61 67**
Dec. 30 Wake Forest (N) 74 64
Dec. 31 Duke (N) **54 57**
Jan. 3 Xavier (A) **66 98**
Jan. 7 Eastern Ky. (H) 86 75
Jan. 10 Xavier (H) 70 66
Jan. 13 #7 Bradley (H) 79 66
Jan. 17 #15 St. Louis (A) **68 69**
Jan. 24 Dayton (H) 76 59
Jan. 31 #12 Marquette (A) **62 66**
Feb. 4 Florida Southern (H)* ... 88 57
Feb. 7 Kansas (H) 82 74
Feb. 10 Tampa (H) 96 56
Feb. 14 #11 Marquette (H) 68 55
Feb. 17 DePaul (A) **63 70**
Feb. 21 Dayton (A) 58 54
Feb. 25 DePaul (H) 83 66
Feb. 28 Ohio (H) 72 70

NCAA Mid-east Regional
(Lexington, Ky.)
Mar. 10 Eastern Ky. (N) 77 63

NCAA Mid-east Regional
(Evanston, Ill.)
Mar. 13 #2 Kentucky (N) 76 61
Mar. 14 #7 Michigan St. (N) 88 81

NCAA Finals
(Louisville, Ky.)
Mar. 20 #10 West Virginia (H) .. **79 94**
Mar. 21 #5 Cincinnati (H) **85 98**
2228 2078

*Game played at Jefferson Co. Armory

1959-60
(WON 15, LOST 11)
COACH: Bernard L. Hickman
CAPTAIN: Roger Tieman

Date	Site	UL	OPP
Dec. 1	Furman (H)	87	68
Dec. 5	Georgia Tech (A)	56	68
Dec. 7	Furman (A)	77	61
Dec. 10	Eastern Ky. (H)	75	67
Dec. 12	Davidson (H)	90	47
Dec. 19 Cincinnati (H)	74	97	
Dec. 21	Alabama (H)	84	54

(continued on following page)

RECORDS

Year-by-Year Results

Dec. 23 Wittenberg (H)	59	46
Bluegrass Invitational (Louisville, Ky.)		
Dec. 28 Fordham (H)	66	61
Dec. 29 #7 Indiana (H)	71	90
Jan. 2 #20 DePaul (A)	75	74
Jan. 9 Marquette (A)	57	61
Jan. 16 Xavier (H)	84	62
Jan. 20 Murray St. (H)	78	72
Jan. 23 #19 Dayton (A)	53	62
Jan. 30 Ky. Wesleyan (H)	86	71
Feb. 3 Ky. Wesleyan (A)	80	72
Feb. 6 Xavier (A)	64	75
Feb. 10 Marquette (H)	70	78
Feb. 13 DePaul (H)	76	85
Feb. 20 Dayton (H)	80	55
Feb. 24 Murray St. (A)	74	67
Feb. 27 Notre Dame* (N)	54	65
Feb. 29 Miami (Ohio) (H)	83	65
Mar. 3 Eastern Ky. (A)	63	81
Mar. 7 #13 St. Louis (H)	60	66

1876 1770

*Played at Chicago, Ill.

1960-61 (WON 21, LOST 8)		
COACH: Bernard L. Hickman		
CAPTAIN: John Turner		
<i>Date</i>	<i>Site</i>	<i>UL OPP</i>
Dec. 1	Alabama (H)	90 53
Dec. 3	Wittenberg (H)	56 36
Dec. 6	Bellarmine (A)	79 52
Dec. 8	Ky. Wesleyan (A)	74 73
Dec. 10	Xavier (H)	76 64
Bluegrass Invitational (Louisville, Ky.)		
Dec. 12	Georgia Tech (H)	74 65
Dec. 13	Western Ky. (H)	86 71
Dec. 17	Georgetown Col. (H)	90 63
Dec. 21	LSU (H)	72 53
Dec. 27	Brigham Young (H)	95 67
Dec. 31	#8 St. Louis (A)	49 47
Jan. 4	Eastern Ky. (H)	70 69
Jan. 7	Marquette (A)	84 63
Jan. 14 DePaul (A)	70	78
Jan. 18 Xavier (A)	77	84
Jan. 21	Dayton (H)	63 50
Jan. 25	Ky. Wesleyan (H)	82 66
Jan. 30 Miami (Fla.) (A)	69	71
Feb. 1	Tampa (A)	103 74
Feb. 3	Loyola (La.) (A)	75 58
Feb. 8 Eastern Ky. (A)	74	80
Feb. 15	Ohio (H)	117 84
Feb. 18 Dayton (A)	71	91
Feb. 22 DePaul (H)	67	75
Mar. 1 Western Ky. (H)	80	96
Mar. 6	Marquette (H)	75 50

NCAA Midwest Regional
(Louisville, Ky.)

Mar. 14	Ohio (H)	76 70
Mar. 17 #1 Ohio St. (H)	55	56
Mar. 18	Morehead St. (H)	83 61

2232 1920

1961-62 (WON 15, LOST 10)		
COACH: Bernard L. Hickman		
CAPTAIN: Bud Olsen		
<i>Date</i>	<i>Site</i>	<i>UL OPP</i>
Dec. 2	Wittenberg (H)	44 36
Dec. 6	Miami (Fla.) (H)	77 59
Dec. 8 #7 Duke (A)	56	86
Bluegrass Invitational (Louisville, Ky.)		
Dec. 15	Texas (H)	76 60
Dec. 16 St. Bonaventure (H)	72	73
Dec. 20	St. Louis (H)	68 58
Dec. 23	Ky. Wesleyan (H)	86 63
Sugar Bowl Tournament (New Orleans, La.)		
Dec. 29 LSU (N)	70	84
Dec. 30	Maryland (N)	83 64

Jan. 6 Marquette (A)	53	63
Jan. 13 Dayton (A)	64	72
Jan. 17	Xavier (H)	85 60
Jan. 20	DePaul (A)	82 81
Jan. 27	Wichita St. (H)	91 75
Feb. 3	Tampa (H)	118 67
Feb. 7 DePaul (3OT) (H)	78	79
Feb. 10 #7 Bradley (H)	79	80
Feb. 14 Xavier (A)	67	79
Feb. 17 Georgia Tech (A)	50	59
Feb. 19	Loyola (La.) (H)	100 65
Feb. 21	Marquette (H)	85 63
Feb. 24 Dayton (H)	59	65
Feb. 28	Ohio (A)	95 86
Mar. 3	Ky. Wesleyan (A)	93 78
Mar. 7	Western Ky. (H)	88 71

1919 1726

1962-63
(WON 14, LOST 11)

COACH: Bernard L. Hickman		
CO-CAPTAIN: Jadie Frazier and Dick Peloff		
<i>Date</i>	<i>Site</i>	<i>UL OPP</i>
Dec. 1	Georgetown Col. (H)	90 67
Dec. 4	Ohio (A)	58 54
Dec. 8	Ky. Wesleyan (H)	78 44
Dec. 15 #2 Duke (H)	75	76
Dec. 18 Vanderbilt (A)	72	95
Dec. 22 Wichita St. (A)	63	81
Dec. 29 Bradley (A)	70	71
Jan. 2	Eastern Ky. (H)	79 70
Jan. 5 Marquette (A)	64	68
Jan. 9	Ky. Wesleyan (A)	70 64
Jan. 12 Dayton (OT) (A)	65	70
Jan. 16	Xavier (A)	75 66
Jan. 26	Bellarmine (H)	76 60
Jan. 30	Western Ky. (H)	81 66
Feb. 2 DePaul (A)	73	78
Feb. 6 St. Louis (A)	58	78
Feb. 9 Miami (Fla.) (A)	84	94
Feb. 11 Memphis St. (A)	55	76
Feb. 13	Xavier (OT) (H)	70 68
Feb. 16	#10 Georgia Tech (A)	78 73
Feb. 20 Marquette (H)	76	77
Feb. 23	Dayton (OT) (H)	61 55
Feb. 27	DePaul (OT) (H)	71 69
Mar. 2	Ohio (H)	73 49
Mar. 6	Eastern Ky. (A)	96 78

1811 1747

1963-64
(WON 15, LOST 10)

COACH: Bernard L. Hickman		
CO-CAPTAINS: Ron Hawley and Ron Rooks		
<i>Date</i>	<i>Site</i>	<i>UL OPP</i>
Nov. 30	Georgetown Col. (H)	113 82
Dec. 4 Eastern Ky. (A)	65	78
Dec. 7	Ky. Wesleyan (H)	77 71
Dec. 11	LaSalle (A)	70 60
Dec. 14 St. Louis (H)	59	76
Dec. 21 #8 Vanderbilt (H)	82	91
Dec. 23	So. Carolina (H)	66 57
Dec. 30	Ohio (H)	69 61
Jan. 1	Marquette (H)	85 67
Jan. 4	Memphis St. (H)	69 57
Jan. 8	Ky. Wesleyan (A)	72 63
Jan. 11 Dayton (A)	59	67
Jan. 15 Xavier (A)	79	80
Jan. 18	Georgia Tech* (H)	68 59
Jan. 25	Eastern Ky. (H)	80 60
Jan. 29	Bellarmine (H)	78 70
Feb. 1	DePaul (A)	83 79
Feb. 8	Marquette (A)	85 73
Feb. 12	Xavier (H)	97 91
Feb. 15 So. Illinois* (H)	57	59
Feb. 19	St. Francis (Pa.) (H)	84 70
Feb. 22 Dayton (H)	79	89
Feb. 26 #9 DePaul (H)	66	70
Feb. 29 Ohio (A)	79	88

NCAA Midwest Regional
(Evanston, Ill.)

Mar. 10 Ohio (OT) (N)	69	71
------------------------------------	-----------	-----------

1890 1789

*Game played at Lou. Conv. Center.

1964-65
(WON 15, LOST 10)

COACH: Bernard L. Hickman
CO-CAPTAINS: Eddie Creamer and John Reuther

<i>Date</i>	<i>Site</i>	<i>UL OPP</i>
Dec. 2	Georgetown Col. (H)	81 74
Dec. 5	Marquette (A)	73 60
Dec. 12 Cincinnati* (A)	57	67
Dec. 16	Syracuse (H)	67 62
Dec. 19	DePaul (H)	70 69
Dec. 23	Bellarmine (H)	88 71
Dec. 26	Bradley* (A)	82 74
Sugar Bowl Tournament (New Orleans, La.)		
Dec. 29	Georgia Tech (N)	77 71
Dec. 30 Vanderbilt (N)	47	80
Jan. 4	Drake* (H)	76 64
Jan. 6	LaSalle (H)	92 80
Jan. 9 Tulsa* (A)	62	76
Jan. 11	No. Texas St.* (OT) (A)	70 68
Jan. 16 Georgia Tech+ (H)	63	66
Jan. 19	Cincinnati* (3OT) (H)	82 80
Jan. 23 Dayton (A)	78	83
Jan. 30 #5 Wichita St.* (A)	76	96
Feb. 4	Tulsa*+ (H)	73 67
Feb. 6	No. Texas St.*+ (H)	98 72
Feb. 13	Bradley* (H)	80 78
Feb. 17 St. Louis* (H)	63	70
Feb. 20 Drake* (A)	65	84
Feb. 24 Dayton (H)	70	75
Feb. 27 St. Louis* (A)	65	78
Mar. 3	Wichita St.* (H)	79 70

1834 1835

*MVC game

+Game played at Convention Center

1965-66
(WON 16, LOST 10)

COACH: Bernard L. Hickman
TRI-CAPTAINS: Fred Holden, Wade Houston and Eddie Whitehead

<i>Date</i>	<i>Site</i>	<i>UL OPP</i>
Dec. 1	Georgetown Col. (H)	77 58
Dec. 4	Central Missouri (H)	81 72
Dec. 8 DePaul (A)	62	87
Dec. 11	Marquette (H)	71 61
Dec. 15 Dayton (A)	59	76
Dec. 18	Bellarmine (H)	82 52
Dec. 22	Army (H)	84 56
Hurricane Classic (Miami Beach, Fla.)		
Dec. 27	Georgia Tech (N)	54 48
Dec. 28	Miami (Fla.) (OT) (N)	85 84
Jan. 1	St. Louis* (H)	84 80
Jan. 6 Tulsa* (A)	79	84
Jan. 8	No. Texas St.* (A)	70 58
Jan. 15 #5 Bradley* (A)	62	79
Jan. 19	Dayton (H)	94 77
Jan. 22 Cincinnati* (H)	65	67
Jan. 29	Bradley* (H)	103 71
Feb. 1 St. Louis* (A)	60	64
Feb. 5 Cincinnati* (A)	54	56
Feb. 10	Drake* (A)	57 53
Feb. 12 Wichita St.* (A)	87	102
Feb. 17	Tulsa* (H)	64 50
Feb. 19	No. Texas St.* (H)	105 93
Feb. 24	Drake* (H)	79 70
Feb. 26	Wichita St.* (H)	81 66
Mar. 2 LaSalle (A)	92	96

NIT
(New York, N.Y.)

Mar. 12 Boston Coll. (3OT) (N)	90	96
---	-----------	-----------

1981 1856

*MVC game

1966-67
(WON 23, LOST 5)

COACH: Bernard L. Hickman
CO-CAPTAINS: Dave Gilbert and Joe Liedtke

<i>Date</i>	<i>Site</i>	<i>UL OPP</i>
Dec. 3	Georgetown Col. (H)	99 81
Dec. 6	Southwestern La. (H)	107 68
Dec. 10	Sou. Illinois (2OT) (H)	70 66
Dec. 13	Tampa (H)	107 55
Dec. 15	Bellarmine (H)	104 55
Dec. 17	Dayton (H)	96 81
Dec. 21	St. Louis* (H)	75 68
Dec. 23	LaSalle (H)	106 88

Quaker City Classic
(Philadelphia, Pa.)

Dec. 27	Niagara (N)	98 73
Dec. 29	Syracuse (N)	75 71
Dec. 30	Princeton (N)	72 63
Jan. 3	Tulsa* (H)	76 62
Jan. 5	No. Texas St.* (H)	86 66
Jan. 11 Sou. Illinois (A)	50	53
Jan. 14	Bradley* (A)	103 74
Jan. 18	Dayton (A)	66 50
Jan. 21 Cincinnati* (A)	58	59
Jan. 28	Bradley* (H)	81 68
Feb. 1	St. Louis* (A)	82 62
Feb. 4	Cincinnati* (H)	65 57
Feb. 8	Drake* (A)	57 54
Feb. 11	Wichita St.* (H)	90 68
Feb. 16	No. Texas St.* (A)	68 61
Feb. 18	Tulsa* (A)	82 64
Feb. 22	Drake* (H)	86 63
Feb. 25 Wichita St.* (A)	78	84

NCAA Midwest Regional
(Lawrence, Kan.)

Mar. 17 SMU (N)	81	83
Mar. 18 Kansas (N)	68	70


2286 1867

* MVC game

1967-68
(WON 21, LOST 7)

COACH: John Dromo
CAPTAIN: Wes Unseld

<i>Date</i>	<i>Site</i>	<i>UL OPP</i>
Dec. 1	Georgetown Col. (H)	118 86
Dec. 6	#4 Kansas (A)	57 51
Dec. 9 Northwestern (A)	83	



1968-69
(WON 21, LOST 6)
COACH: John Dromo
CO-CAPTAINS: Butch Beard and Jerry King

Date	Site	UL	OPP
Nov. 30	Georgetown Col. (H)	90	82
Dec. 4	Stetson (H)	84	69
Dec. 7	Southern Miss (H)	96	85
Dec. 11	SMU (A)	79	73
Dec. 14	Dayton (H)	84	69
Dec. 16	Florida St. (H)	79	78
Dec. 18	Memphis St.* (H)	67	66
Dec. 30	No. Texas St.* (H)	86	73
Jan. 2	Wichita St.* (H)	71	58
Jan. 4	Tulsa* (A)	69	85
Jan. 6	St. Louis* (2OT) (A)	81	80
Jan. 11	#19 Cincinnati* (A)	75	87
Jan. 15	Dayton (A)	67	69
Jan. 25	Drake* (H)	84	70
Feb. 1	Bradley* (H)	77	64
Feb. 6	Memphis St.* (A)	60	51
Feb. 8	No. Texas St.* (A)	78	75
Feb. 13	#7 Tulsa* (OT) (H)	83	81
Feb. 15	Wichita St.* (A)	65	62
Feb. 22	Cincinnati* (H)	72	68
Feb. 26	St. Louis* (H)	93	67
Mar. 1	Drake* (A)	67	101
Mar. 3	Bellarmine (H)	93	80
Mar. 6	Bradley* (A)	82	78

MVC Playoff
(Wichita, Kan.)

Mar. 10 #11 Drake (N) 73 77

NIT
(New York, N.Y.)

Mar. 16 Fordham (N) 73 70

Mar. 18 #16 Boston College (N) 83 88

2111 2006

*MVC game

1969-70
(WON 18, LOST 9)
COACH: John Dromo
CAPTAIN: Mike Grosso

Date	Site	UL	OPP
Dec. 6	Cal.-Riverside (H)	99	63
Dec. 9	Dayton (H)	56	72
Dec. 13	Furman (H)	93	69
Dec. 20	Florida (A)	94	87
Dec. 22	Florida St. (A)	69	79
Dec. 29	SMU (H)	105	79
Jan. 3	Tulsa* (H)	84	67
Jan. 6	St. Louis* (A)	68	65
Jan. 10	Cincinnati* (A)	64	63
Jan. 14	Dayton (A)	77	69
Jan. 17	Stetson* (N)	80	87
Jan. 21	Wichita St.* (H)	59	58
Jan. 24	Drake* (A)	75	86
Jan. 28	St. Louis* (OT) (H)	62	60
Jan. 31	Bradley* (H)	71	69
Feb. 4	Memphis St.* (H)	77	48
Feb. 7	No. Texas St.* (H)	71	60
Feb. 10	Wichita St.* (A)	91	84
Feb. 12	Tulsa* (A)	77	67
Feb. 18	Bellarmine (H)	95	75
Feb. 21	Cincinnati* (H)	52	53
Feb. 25	Georgetown Col. (H)	107	85
Feb. 28 #16	Drake* (H)	73	79
Mar. 2	No. Texas St.* (A)	80	98
Mar. 4	Memphis St.* (A)	83	82
Mar. 7	Bradley* (A)	67	72

NIT
(New York, N.Y.)

Mar. 15 Oklahoma (N) 73 74

2102 1950

*MVC game
^ Played in Orlando, Florida

1970-71
(WON 20, LOST 9)
COACH: John Dromo, Howard Stacey

CAPTAIN: Game Captains

Date	Site	UL	OPP
Dec. 1	Vanderbilt (A)	82	74
Dec. 5	Florida (H)	102	87
Dec. 9	Dayton (H)	72	70
Dec. 12	Alabama (A)	82	91
Dec. 19	San Francisco St. (H)	94	59
Dec. 21	#12 Kansas (H)	87	75
Dec. 28	Bellarmine (H)	102	76
Dec. 30	SMU (A)	97	85
Jan. 2	Tulsa* (A)	86	74
Jan. 4	Georgetown Col. (H)	115	76
Jan. 7	North Texas St.* (A)	90	72
Jan. 9	Memphis St.* (A)	75	78
Jan. 13	Dayton (A)	73	68
Jan. 16	Bradley* (A)	74	78
Jan. 20	Cincinnati (H)	85	72
Jan. 23	Drake* (A)	78	81
Jan. 27	St. Louis* (H)	90	76
Jan. 30	Bradley* (H)	86	75
Feb. 3	Tulsa* (H)	98	85
Feb. 11	Wichita St.* (A)	94	85
Feb. 17	Drake* (H)	94	52
Feb. 20	Wichita St.* (OT) (H)	98	97
Feb. 24	Cincinnati (A)	78	79
Feb. 27	North Texas St.* (H)	73	79
Mar. 4	St. Louis* (A)	60	73
Mar. 6	Memphis St.* (H)	102	73

MVC Playoff
(Peoria, Ill.)

Mar. 11 St. Louis (N) 68 66

Mar. 13 **Drake (N)** | **71** | **86** |

NIT
(New York, N.Y.)

Mar. 20 **Providence (N)** | **58** | **64** |

2464 2206

*MVC game

1971-72
(WON 26, LOST 5)
COACH: Denny Crum
CO-CAPTAINS: Jim Price and Al Vilcheck

Date	Site	UL	OPP
Dec. 1	Florida (A)	69	70
Dec. 4	Bellarmine (H)	116	58
Dec. 8	Dayton (H)	88	60
Dec. 11	Kansas (A)	74	65
Dec. 21	Alabama (H)	89	70
Dec. 22	SMU (H)	96	62

Holiday Festival Tournament
(New York, N.Y.)

Dec. 27	Syracuse (N)	103	81
Dec. 28	St. Peter's (N)	126	80
Dec. 30	Fordham (N)	96	82
Jan. 8	Cincinnati (A)	84	76
Jan. 12	Dayton (A)	71	64
Jan. 15	Bradley* (A)	75	71
Jan. 22	Drake* (2 OT) (A)	79	77
Jan. 24	North Texas St.* (H)	95	72
Jan. 26	St. Louis* (H)	77	59
Jan. 29	Bradley* (H)	52	46
Feb. 2	Memphis State* (H)	69	77
Feb. 5	Drake* (H)	92	75
Feb. 9	Wichita St.* (H)	65	64
Feb. 12	Tulsa* (A)	84	66
Feb. 19	Wichita St.* (A)	69	60
Feb. 23	Cincinnati (H)	93	73
Feb. 27	St. Louis* (A)	84	78
Feb. 29	North Texas St.* (A)	90	85
Mar. 2	#20 Memphis St.* (A)	65	80
Mar. 6	Tulsa* (H)	102	83

MVC Playoff
(Nashville, Tenn.)

Mar. 11 #11 Memphis St. (N) 83 72

NCAA Midwest Regional
(Ames, Iowa)

Mar. 16 Southwestern La. (N) 88 84

Mar. 18 Kansas St. (N) 72 65

NCAA Finals
(Los Angeles, Calif.)

Mar. 23 #1 UCLA (N) 77 96

Mar. 25 #2 North Carolina (N) .. 91 105

2607 2237

*MVC game

1972-73
(WON 23, LOST 7)
COACH: Denny Crum
CAPTAIN: Game Captains

Date	Site	UL	OPP
Nov. 30	Vanderbilt+ (H)	57	66
Dec. 2	Georgetown Col. (H)	66	57
Dec. 6	Dayton (H)	75	58
Dec. 9	Butler (H)	90	67
Dec. 18	Navy (H)	68	52
Dec. 20	Florida (H)	69	57
Dec. 23	Utah (A)	84	67

Rainbow Classic
(Honolulu, Hi.)

Dec. 27	Fordham (N)	100	73
Dec. 29	Hawaii (A)	95	82
Dec. 30 #11	North Carolina (N)	86	89
Jan. 4	No. Texas St.* (H)	76	69
Jan. 6	Detroit (H)	76	58
Jan. 13	Wichita St.* (2 OT) (A)	78	75
Jan. 17	Dayton (A)	74	73
Jan. 20	St. Louis* (A)	51	61
Jan. 25 #17	Memphis St.* (A)	76	81
Jan. 27	No. Texas St.* (A)	64	78
Jan. 29	New Mexico St.* (H)	91	64
Feb. 1	Bradley* (H)	91	74
Feb. 3	St. Louis* (H)	88	49
Feb. 5	Cincinnati (A)	79	81
Feb. 8	#15 Memphis St.* (H)	83	69
Feb. 15	Drake* (A)	80	77
Feb. 17	Bradley* (A)	84	78
Feb. 22	West Texas St.* (A)	85	70
Feb. 24	Cincinnati (H)	91	81
Mar. 1	Tulsa* (H)	69	62
Mar. 3	Drake* (H)	66	60

NIT
(New York, N.Y.)

Mar. 17 American (N) 97 84

Mar. 20 **Notre Dame (N)** | **71** | **79** |

2361 2091

*MVC game
+ Game played in Convention Center.

1973-74
(WON 21, LOST 7)
COACH: Denny Crum
CAPTAIN: Game Captains

Date	Site	UL	OPP
Dec. 1	Cincinnati (H)	58	65
Dec. 3	#14 Houston (H)	87	81
Dec. 5	Dayton (H)	75	68
Dec. 8	Butler (A)	91	81
Dec. 15	Florida St. (H)	90	78
Dec. 18	Clemson (A)	74	70
Dec. 22	Bradley* (H)	74	65

Citizen's Fidelity Bank
Holiday Classic

Dec. 27	Eastern Ky. (H)	91	75
Dec. 28 #13	Alabama (H)	55	65
Jan. 5	Tulsa* (A)	78	75
Jan. 9	Cincinnati (A)	70	77
Jan. 12	Drake* (A)	87	82
Jan. 19	Memphis St. (H)	94	81
Jan. 23	Dayton (A)	90	72
Jan. 28	Drake* (H)	75	73
Jan. 31	North Texas St.* (H)	97	81
Feb. 2	West Texas St.* (H)	99	73
Feb. 7	New Mexico St.* (A)	73	76
Feb. 9	West Texas St.* (A)	81	62
Feb. 14	Memphis St. (A)	71	78
Feb. 19	Wichita St.* (H)	106	90
Feb. 23	St. Louis* (A)	93	85
Feb. 28	St. Louis* (H)	95	85
Mar. 2	Bradley* (OT) (A)	87	84
Mar. 4	Illinois St. (H)	117	107
Mar. 7	Detroit (H)	89	74

NCAA Midwest Regional
(Tulsa, Okla.)

Mar. 14 **Oral Roberts (A)** | **93** | **96** |

Mar. 16 #19 **Creighton (N)** | **71** | **80** |

2361 2179

*MVC game

1974-75
(WON 28, LOST 3)
COACH: Denny Crum
CAPTAIN: Game Captains

Date	Site	UL	OPP
Dec. 2	Houston (A)	91	87
Dec. 5	Dayton (A)	76	65
Dec. 14	Florida St. (A)	84	75
Dec. 18	Clemson (H)	90	75
Dec. 21	#6 Marquette (A)	80	69

Citizen's Fidelity Bank
Holiday Classic

Dec. 26	Western Ky. (H)	107	81
Dec. 27	Florida St. (H)	79	61
Jan. 4	Bradley* (OT) (H)	82	80
Jan. 7	Cincinnati (H)	82	74
Jan. 9	West Texas St.* (A)	53	51
Jan. 11	New Mexico St.* (A)	82	69
Jan. 18	Drake* (OT) (H)	55	53
Jan. 23	St. Louis* (A)	78	70
Jan. 25	Bradley* (A)	59	65
Jan. 30	New Mexico St.* (H)	51	42
Feb. 1	No. Texas St.* (H)	112	67
Feb. 6	Wichita St.* (A)	62	57
Feb. 8	Tulsa* (A)	77	82
Feb. 13	Drake* (A)	86	66
Feb. 16	St. Louis* (H)	75	68
Feb. 20	Wichita St.* (H)	85	76
Feb. 22	Tulsa* (H)	104	79
Feb. 25	West Texas St.* (H)	75	69
Mar. 1	North Texas St.* (A)	92	73
Mar. 4	Memphis St. (H)	84	79
Mar. 6	Dayton (H)	83	67

NCAA Midwest Regional
(Tulsa, Okla.)

Mar. 15 #15 Rutgers (N) 91 78

NCAA Midwest Regional
(Las Cruces, N.M.)

Mar. 20 #12 Cincinnati (N) 78 63

Mar. 22 #4 Maryland (N) 96 82

NCAA Finals
(San Diego, Calif.)

Mar. 29 #1 UCLA (OT) (N) 74 75

Mar. 31 #6 Syracuse (OT) (N) 96 88

2519 2186

*MVC game

1975-76
(WON 20, LOST 8)
COACH: Denny Crum
CAPTAIN: Game Captains

Date	Site	UL	OPP
Nov. 29	#19 Memphis St. (A)	79	75
Dec. 6	Murray St. (H)	78	59
Dec. 9	Cal Poly (H)	84	70
Dec. 13	DePaul (H)	76	78
Dec. 16	St. Louis (H)	87	71
Dec. 20	Manhattan (H)	78	71

Louisville Holiday Classic

Dec. 26	Kentucky St. (H)	106	93
Dec. 27	Texas A&M (H)	102	88
Jan. 3	West Texas St. (OT)(H)	78	84
Jan. 6	#15 Cincinnati (A)	73	77
Jan. 10	Providence (A)	60	63
Jan. 13	Idaho St. (2OT) (A)	52	51
Jan. 15	Tulsa (A)	78	68
Jan. 17	Drake (H)	95	79
Jan. 19	Wichita St. (H)	56	52
Jan. 22	West Texas St. (A)	69	57
Jan. 28	Dayton (H)	83	74
Feb. 1	So. Illinois (H)	98	93
Feb. 4	Morehead St. (H)	90	68
Feb. 7	Bradley (A)	74	71
Feb. 14	Drake (A)	85	73

(continued on following page)

RECORDS

Year-by-Year Results

Feb. 17 Tulsa (OT) (H)	98	90
Feb. 21 #2 Marquette (H)	62	72
Feb. 26 So. Illinois (A)	73	72
Feb. 28 Wichita St. (OT) (A)	74	78
Mar. 1 Bradley (H)	107	89
Metro 6 Tournament		
(Louisville, Ky.)		
Mar. 5 Memphis St. (H)	76	87
NIT		
(New York, N.Y.)		
Mar. 16 Providence (N)	67	73
	2238	2076

1976-77

(WON 21, LOST 7)

COACH: Denny Crum

CAPTAIN: Game Captains

Date	Site	UL	OPP
Dec. 1	Vanderbilt (OT) (A)	81	76
Dec. 4 Syracuse (H)	75	76	
Dec. 6	Va. Commonwealth (H)	89	60
Dec. 8	Idaho St. (H)	89	68
Dec. 11 Purdue (A)	70	72	
Dec. 18	#2 Marquette (OT) (A)	78	75
Dec. 22	Tenn.-Chattanooga (H)	81	71

Louisville Holiday Classic

Dec. 28	Rutgers (H)	76	68
Dec. 29	Creighton (2OT) (H)	69	66
Jan. 3	Florida St.* (OT) (H)	78	75
Jan. 8	Tulane* (A)	90	81
Jan. 15	Marshall (H)	104	85
Jan. 19	#2 Cincinnati* (H)	83	77
Jan. 22	St. Louis* (A)	74	55
Jan. 24	Long Island (H)	107	68
Jan. 27	Dayton (A)	76	71
Jan. 29	Rhode Island (H)	105	87
Feb. 5	Memphis St.* (H)	111	92
Feb. 6	#15 Providence (H)	68	64
Feb. 9	SW Louisiana (H)	103	82
Feb. 12 #10 Las Vegas (A)	96	99	
Feb. 15	Tulsa (A)	91	67
Feb. 19 Memphis St.* (A)	77	87	
Feb. 22	Northeast Louisiana (H)	95	65
Feb. 25	Georgia Tech* (H)	91	80
Feb. 27 #9 North Carolina (A) ..	89	96	

Metro Conference Tournament (Memphis, Tenn.)

Mar. 4 Georgia Tech (N)	55	56
NCAA West Regional		
(Pocatello, Id.)		
Mar. 12 #2 UCLA (N)	79	87
<i>*Metro Conference Game.</i>	2380	2106

1977-78

(WON 23, LOST 7)

COACH: Denny Crum

CAPTAIN: Game Captains

Date	Site	UL	OPP
Nov. 30 Providence (A)	51	57	
Dec. 3	Vanderbilt (H)	96	66
Dec. 7	#9 Michigan (A)	88	85
Dec. 10	Robert Morris (H)	104	68
Dec. 13	#17Purdue (H)	68	66
Dec. 19	Dayton (H)	69	63
Dec. 22	#2 Marquette (H)	61	60

Louisville Holiday Classic

Dec. 28	LaSalle (H)	113	85
Dec. 29 Georgia (H)	70	73	
Jan. 3	Memphis St.* (A)	78	75
Jan. 7	#12 Cincinnati* (A)	78	75
Jan. 14	Georgia Tech* (H)	90	84
Jan. 18	SW Louisiana (H)	78	75
Jan. 22 Florida St.* (H)	66	70	
Jan. 26	Tulane* (A)	105	82
Feb. 1	Marshall (A)	85	69
Feb. 4	Cincinnati* (H)	83	76
Feb. 7	Tulane* (H)	115	86
Feb. 11	St. Louis* (A)	63	61
Feb. 14 Georgia Tech* (A)	59	69	
Feb. 17 #14 Florida St.* (A)	70	81	
Feb. 19 Minnesota (A)	71	72	
Feb. 23	Ball St. (H)	104	84

Feb. 25	Memphis St.* (H)	115	97
Feb. 27	St. Louis* (H)	94	59
Metro Conference Tournament			
(Cincinnati, Ohio)			
Mar. 2	Tulane (N)	93	64
Mar. 3	Memphis St. (N)	67	62
Mar. 4	#11 Florida St. (N)	94	93
NCAA Midwest Regional			
(Tulsa, Okla.)			
Mar. 12	St. John's (N)	76	68
NCAA Midwest Regional			
(Lawrence, Kansas)			
Mar. 17 #3 DePaul (2OT) (N)	89	90	
<i>*Metro Conference Game.</i>	2493	2215	

1978-79

(WON 24, LOST 8)

COACH: Denny Crum

CAPTAIN: Game Captains

Date	Site	UL	OPP
Seawolf Classic			
(Anchorage, Alaska)			
Nov. 24	Penn St. (N)	89	58
Nov. 25	Lamar (N)	90	68
Nov. 26 #12 NC State (N)	66	72	
Dec. 2	Tennessee (H)	82	61
Dec. 6	#6 Michigan (H)	86	84
Dec. 9	Idaho (H)	101	54
Dec. 12 Ohio State (A)	69	85	
Dec. 16	West Virginia (H)	106	60
Dec. 23	Providence (H)	88	70

Louisville Holiday Classic

Dec. 28	Wisconsin (H)	70	53
Dec. 29 Mississippi St. (H)	73	80	
Jan. 4	Tenn.-Chattanooga (H) ..	94	70
Jan. 6	SW Louisiana (H)	73	60
Jan. 8	Marshall (H)	112	64
Jan. 13	Maryland (A)	99	84
Jan. 16	Dayton (A)	77	76
Jan. 18	Cincinnati* (A)	82	77
Jan. 20	Florida St.* (A)	67	65
Jan. 24	St. Louis* (H)	80	65
Jan. 28	Virginia Tech* (H)	82	72
Jan. 31	Florida St.* (H)	84	71
Feb. 3	Cincinnati* (H)	88	85
Feb. 5	Memphis St.* (H)	103	82
Feb. 8	Tulane* (A)	77	66
Feb. 10 #9 Marquette (A)	55	71	
Feb. 15	St. Louis* (A)	78	62
Feb. 17 Memphis St.* (A)	53	60	
Feb. 18 #5 Duke (A)	72	88	
Feb. 24	Tulane* (H)	95	71

Metro Conference Tournament (Memphis, Tenn.)

Mar. 2 Virginia Tech (N)	68	72	
NCAA Midwest Regional			
(Dallas, Texas)			
Mar. 10	South Alabama (N)	69	66
NCAA Midwest Regional			
(Cincinnati, Ohio)			
Mar. 15 #5 Arkansas (N)	62	73	
<i>*Metro Conference Game.</i>	2590	2245	

1979-80

(WON 33, LOST 3)

COACH: Denny Crum

CO-CAPTAINS: Darrell Griffith and Tony Branch

Date	Site	UL	OPP
Dec. 1	South Alabama (H)	75	73
Dec. 5	Tenn.-Chattanooga (H) ..	87	63
Dec. 8	Tennessee (A)	77	75
Dec. 13	UNC-Charlotte (H)	93	76
Dec. 14	Western Ky. (H)	96	74
Dec. 19	#2 Ohio St. (H)	75	65
Dec. 22 Utah (A)	69	71	
Hawaii Rainbow Classic			
(Honolulu, Ha.)			
Dec. 28	Princeton (N)	64	53
Dec. 29 Illinois (N)	64	77	
Dec. 30	Nebraska (N)	65	58
Jan. 3	Tulsa (H)	78	58

Jan. 5	Kansas St. (H)	85	73
Jan. 8	St. Louis* (H)	94	65
Jan. 12	Memphis St.* (A)	69	48
Jan. 19	Tulane* (A)	76	59
Jan. 22	Marquette (H)	76	63
Jan. 25	St. Louis* (A)	99	74
Jan. 27	Florida St.* (H)	79	73
Jan. 31	Tulane* (H)	64	60
Feb. 3	#9 St. John's (A)	76	71
Feb. 4	Memphis St.* (H)	88	60
Feb. 6	Cincinnati* (H)	88	73
Feb. 9	Providence (A)	79	73
Feb. 11	Virginia Tech* (OT) (A) ..	56	54
Feb. 14	West Virginia (A)	90	78
Feb. 16	Cincinnati* (A)	61	57
Feb. 18	Virginia Tech* (H)	77	72
Feb. 21 Iona** (N)	60	77	
Feb. 24	Florida St.* (A)	83	75

Metro Conference Tournament (Louisville, Ky.)

Feb. 29	Memphis St. (H)	84	65
Mar. 1	Florida St. (H)	81	72
NCAA Midwest Regional			
(Lincoln, Neb.)			
Mar. 8	Kansas St. (OT) (N)	71	69
NCAA Midwest Regional			
(Houston, Texas)			
Mar. 14	Texas A & M (OT) (N)	66	55
Mar. 16	#3 Louisiana St. (N)	86	66
NCAA Finals			
(Indianapolis, Ind.)			
Mar. 22	Iowa (N)	80	72
Mar. 24	UCLA (N)	59	54
		2770	2411

*Metro Conference Game

**Game played at Madison Sq. Garden

1980-81

(WON 21, LOST 9)

COACH: Denny Crum

CAPTAIN: Game Captains

Date	Site	UL	OPP
Hall of Fame Game			
(Springfield, Mass.)			
Nov. 22 #2 DePaul (N)	80	86	
Dec. 4 Tulsa (A)	60	68	
Dec. 6 Oklahoma St. (A)	71	72	
Dec. 13	#4 Maryland (H)	78	67
Dec. 20 Utah (H)	59	78	
Dec. 22 Minnesota (H)	56	62	
Winston Tire Classic			
(Los Angeles, Ca.)			
Dec. 29 #6 North Carolina (N) ..	64	86	
Dec. 30	So. California (N)	79	50
Jan. 3 Kansas St. (A)	47	64	
Jan. 5	Tulane* (A)	73	53
Jan. 10	Cincinnati* (A)	83	68
Jan. 17	Florida St.* (H)	98	78
Jan. 18	Missouri (H)	71	49
Jan. 22 Memphis St. (OT) (A) ..	55	60	
Jan. 27	Providence (H)	71	55
Jan. 29	St. Louis* (H)	61	57
Jan. 31	Virginia Tech* (H)	92	70
Feb. 2	US International (H)	86	68
Feb. 4	Tulane* (H)	85	58
Feb. 7	Florida St.* (OT) (A)	82	73
Feb. 9	Virginia Tech* (A)	71	66
Feb. 13	Marquette (A)	79	60
Feb. 16	Memphis St.* (H)	95	65
Feb. 18	Iona (H)	91	57
Feb. 23	Cincinnati* (H)	81	67
Feb. 25	St. Louis* (A)	97	85
Feb. 28	Western Ky. (H)	90	75

Metro Conference Tournament (Louisville, Ky.)

Mar. 6	Virginia Tech (H)	81	68
Mar. 7	Cincinnati (H)	42	31
NCAA Midwest Regional			
(Austin, Tex.)			
Mar. 14 #20 Arkansas (N)	73	74	
<i>*Metro Conference Game.</i>	2251	1970	

1981-82

(WON 23, LOST 10)

COACH: Denny Crum

CAPTAIN: Game Captains

Date	Site	UL	OPP
Wendy's Classic			
(Bowling Green, Ky.)			
Dec. 4	Tulane* (N)	55	54
Dec. 5	Western Ky. (A)	71	66
Dec. 9	Purdue (A)	73	71
Dec. 12	Tennessee St. (H)	83	58

Suntory Ball


(Tokyo, Japan)

Dec. 17	Pennsylvania (N)	76	68
Dec. 20 #20 Oregon St. (N)	56	62	
Dec. 23	Morehead St. (H)	103	70
Dec. 26 #13 DePaul (A)	68	75	
Jan. 2	Duke (H)	99	61
Jan. 4	Florida St.* (H)	79	57
Jan. 7	St. Louis* (H)	89	53
Jan. 9 Virginia Tech* (OT)(A) ..	74	75	
Jan. 13	South Alabama (A)	76	68
Jan. 16	Cincinnati* (H)	74	58
Jan. 17 #2 Missouri (A)	55	69	
Jan. 23 Virginia Tech* (H)	76	78	
Jan. 24 Virginia (H)	56	74	
Jan. 30 Florida St.* (A)	65	71	
Feb. 3	Tulane* (H)	61	56
Feb. 6 #19 Memphis St.*(OT)(A)	55	74	
Feb. 7	St. John's (H)	70	60
Feb. 13	Cincinnati* (A)	67	53
Feb. 18	St. Louis* (A)	99	69
Feb. 22	#12 Memphis St.* (H)	65	61
Feb. 25	Cleveland St. (H)	95	74
Feb. 28	Marquette (H)	80	68

Metro Conference Tournament (Memphis, Tenn.)

Mar. 5	St. Louis (N)	76	44
Mar. 6	Florida St. (N)	97	73
Mar. 7 Memphis St. (A)	62	73	
NCAA Midwest Regional			
(Nashville, Tenn.)			
Mar. 13	Middle Tennessee (N)	81	56
NCAA Midwest Regional			
(Birmingham, Ala.)			
Mar. 18	#7 Minnesota (N)	67	61
Mar. 20	#17 Ala.-Birmingham (A) ..	75	68
NCAA Finals			
(New Orleans, La.)			
Mar. 27 #6 Georgetown (N)	46	50	
<i>*Metro Conference Game.</i>	2434	2128	

1982-83



Feb. 9 Tulane* (H)	73	56
Feb. 12 Marquette (A)	81	73
Feb. 19 #13 Memphis St.* (A)	75	66
Feb. 22 Wright St. (H)	71	55
Feb. 26 Western Ky.* (A)	73	62
Feb. 28 Murray St. (H)	66	58
Mar. 2 Virginia Tech* (A)	73	64
Mar. 6 #17 Memphis St.*(OT)(H) 64	62	

Metro Conference Tournament (Cincinnati, Ohio)

Mar. 12 Memphis St. (N)	71	68
Mar. 13 Tulane (N)	66	51

NCAA Midwest Regional (Evansville, Ind.)

Mar. 20 Tennessee (N)	70	57
-----------------------------	----	----

NCAA Midwest Regional (Knoxville, Tenn.)

Mar. 24 #9 Arkansas (N)	65	63
Mar. 26 #12 Kentucky (OT) (N) ..	80	68

NCAA Finals (Albuquerque, N.M.)

Apr. 2 #1 Houston (N)	81	94
-----------------------------	----	----

*Metro Conference Game. 2682 2309

1983-84 (WON 24, LOST 11)

COACH: Denny Crum
CAPTAIN: Game Captains

Date	Site	UL	OPP
Nov. 26	#2 Kentucky (A)	44	65
Nov. 30	Purdue (A)	83	90
Dec. 3	So. Methodist (H)	89	65
Dec. 7	#5 Iowa (H)	79	58
Dec. 12	Indiana St. (H)	105	69
Dec. 17	#6 NC State (A)	83	79

Western Airlines-Chaminade Classic (Honolulu, Ha.)

Dec. 25 #3 Houston (N)	73	76
Dec. 26 Chaminade (A)	72	83
Dec. 28 Hawaii Pacific (A)	89	71
Jan. 2 Morehead St. (H)	85	50
Jan. 5 Iona (N)	93	81
Jan. 7 Cincinnati* (A)	51	37
Jan. 14 Virginia Tech* (OT) (H) ..	83	79
Jan. 18 Cincinnati (H)	78	64
Jan. 22 UCLA* (H)	86	78
Jan. 25 Florida St.* (H)	95	71
Jan. 28 Marquette (H)	60	65
Jan. 30 So. Mississippi* (A)	63	56
Feb. 1 Tulane* (H)	62	56
Feb. 4 LaSalle (A)	93	88
Feb. 6 Florida St.* (A)	60	75
Feb. 8 So. Mississippi* (H)	63	56
Feb. 11 Virginia (H)	45	50
Feb. 13 Virginia Tech* (A)	74	76
Feb. 18 #8 Memphis St.* (A)	85	78
Feb. 20 Wright St. (H)	90	69
Feb. 22 Western Ky. (H)	69	60
Feb. 26 #5 DePaul* (A)	63	73
Feb. 29 Tulane* (A)	61	60
Mar. 3 #14 Memphis St.* (H)	68	58

Metro Conference Tournament (Memphis, Tenn.)

Mar. 8 Cincinnati (N)	62	55
Mar. 9 Virginia Tech (N)	61	69

NCAA Midwest Regional (Milwaukee, Wis.)

Mar. 16 Morehead St. (N)	72	59
Mar. 18 #12 Tulsa (N)	69	67

NCAA Midwest Regional (Lexington, Ky.)

Mar. 22 #3 Kentucky (A)	67	72
-------------------------------	----	----

*Metro Conference Game. 2575 2358

1984-85 (WON 19, LOST 18)

COACH: Denny Crum
CAPTAIN: Game Captains

Date	Site	UL	OPP
Nov. 24	#4 Indiana (A)	75	64
Dec. 1	Va. Commonwealth (H) ..	67	55

Wendy's Classic (Bowling Green, Ky.)

Dec. 7 Louisiana Tech (N)	64	73
Dec. 8 St. Francis (N)	76	63
Dec. 15 Kentucky (H)	71	64
Dec. 17 Tampa (H)	87	55
Dec. 20 Hawaii-Hilo (A)	80	75

Western Airlines-Chaminade Classic (Honolulu, Hawaii)

Dec. 22 Chaminade (A)	65	67
Dec. 25 #17 Oklahoma (N)	72	90
Dec. 29 Loyola-Chicago (H)	81	93
Jan. 3 Santa Clara (H)	72	67
Jan. 9 Tulane* (H)	52	51
Jan. 12 Florida St.* (A)	63	62
Jan. 16 So. Mississippi* (A)	63	72
Jan. 19 #5 Memphis St.* (H)	66	69
Jan. 21 South Carolina* (A)	59	64
Jan. 24 Cincinnati* (A)	54	56
Jan. 26 NC State (H)	84	78
Jan. 30 Virginia Tech* (H)	61	81
Feb. 2 #13 DePaul (H)	77	73
Feb. 6 Cincinnati* (H)	63	69
Feb. 9 Virginia (A)	65	74
Feb. 11 Virginia Tech* (A)	70	65
Feb. 16 #4 So. Methodist (A) ..	64	72
Feb. 18 So. Mississippi* (H)	88	71
Feb. 20 Florida St.* (H)	83	72
Feb. 24 UCLA (A)	65	75
Feb. 26 Tulane* (A)	56	68
Feb. 28 South Carolina* (H)	70	54
Mar. 2 #4 Memphis St.* (A) ..	59	66

Metro Conference Tournament (Louisville, Ky.)

Mar. 7 South Carolina (H)	74	61
Mar. 8 #5 Memphis State (H) ..	74	81

NIT (Broadbent Arena - Louisville, Ky.)

Mar. 14 Alcorn State (H)	77	75
--------------------------------	----	----

NIT (Louisville, Ky.)

Mar. 20 South Florida (H)	68	61
Mar. 24 Tenn.-Chattanooga (H) ..	71	66

NIT Finals (New York, N.Y.)

Mar. 27 UCLA (A)	66	75
Mar. 29 Tennessee (N)	84	100

*Metro Conference Game. 2588 2583

1985-86 (WON 32, LOST 7)

COACH: Denny Crum
CAPTAIN: Game Captains

Date	Site	UL	OPP
Nov. 22	Miami (Ohio) (N)	81	65
Nov. 24	Tulsa (N)	80	74

Big Apple NIT (Cincinnati, Ohio)

Nov. 22	Miami (Ohio) (N)	81	65
Nov. 24	Tulsa (N)	80	74

Big Apple NIT (New York, N.Y.)

Nov. 29	#5 Kansas (N)	78	83
Dec. 1	#18 St. John's (N)	79	86
Dec. 7	Purdue (H)	77	58
Dec. 10	Iona (H)	88	75
Dec. 14	Western Ky. (H)	73	70
Dec. 18	#17 Indiana (H)	65	63
Dec. 28	#13 Kentucky (A)	64	69
Jan. 4	Wyoming (H)	94	62
Jan. 6	Eastern Ky. (H)	86	55
Jan. 9	#6 Memphis St.* (A)	71	73
Jan. 13	So. Mississippi* (A)	59	54
Jan. 15	Florida St.* (A)	85	64
Jan. 18	#4 Syracuse (H)	83	73
Jan. 20	Cincinnati* (H)	82	84
Jan. 25	#7 Kansas (A)	69	71
Jan. 28	LaSalle (H)	72	60
Feb. 1	UCLA (H)	91	72
Feb. 3	South Carolina* (H)	74	72
Feb. 6	Virginia Tech* (H)	103	68
Feb. 8	NC State (A)	64	76
Feb. 10	#15 Virginia Tech* (A) ..	93	83
Feb. 13	Cincinnati* (A)	74	58

Feb. 15 DePaul (A)	72	53
Feb. 17 So. Mississippi* (H)	83	74
Feb. 19 Florida St.* (H)	89	67
Feb. 22 Houston (A)	76	59
Feb. 24 South Alabama (H)	66	55
Feb. 26 South Carolina* (A)	65	63
Mar. 2 #7 Memphis St.* (H)	70	69

Metro Conference Tournament (Louisville, Ky.)

Mar. 8 Cincinnati (H)	86	65
Mar. 9 #10 Memphis St. (H)	88	79

NCAA West Regional (Ogden, Utah)

Mar. 13 Drexel (N)	93	73
Mar. 15 #14 Bradley (N)	82	68

NCAA West Regional (Houston, Texas)

Mar. 20 #8 North Carolina (N) ..	94	79
Mar. 22 Auburn (N)	84	76

NCAA Finals (Dallas, Texas)

Mar. 29 LSU (N)	88	77
Mar. 31 #1 Duke (N)	72	69

*Metro Conference Game. 3096 2694

1986-87 (WON 18, LOST 14)

COACH: Denny Crum
CAPTAIN: Game Captain

Date	Site	UL	OPP
Nov. 28	Northeastern (N) (OT) ..	84	88
Nov. 29	Washington (N)	54	69
Nov. 30	Texas (N)	70	74
Dec. 6	Eastern Kentucky (H)	98	86
Dec. 8	Fairleigh Dickinson (H) ..	82	74
Dec. 10	#8Western Kentucky (A) 60	58	75
Dec. 13	DePaul (H)	68	75
Dec. 17	Tampa (H)	68	60
Dec. 23	#8 Indiana (A)	58	67
Dec. 27	#18Kentucky (H)	51	85
Jan. 3	Rutgers (H)	79	49
Jan. 5	Nevada-Reno (H)	92	77
Jan. 7	Florida State* (A)	73	64
Jan. 10	Wyoming (A)	67	64
Jan. 14	Southern Miss* (A)	69	76
Jan. 18	#6 Purdue (A)	73	88
Jan. 20	Virginia Tech* (H)	84	62
Jan. 22	Cincinnati* (H)	81	69
Jan. 28	Memphis State* (H)	48	64
Jan. 31	#20 Kansas (H)	58	62
Feb. 2	South Carolina* (H)	90	62
Feb. 5	Virginia Tech* (A)	90	71
Feb. 7	North Carolina St. (H) ..	87	75
Feb. 11	South Carolina* (A)	59	55
Feb. 14	#9 Syracuse (A)	71	99
Feb. 16	Southern Miss* (H) (OT) 85	84	71
Feb. 18	Florida State* (H)	87	71
Feb. 22	Memphis State* (A)	57	58
Feb. 25	Cincinnati* (A)	81	69
Feb. 28	#18 UCLA (A)	86	99

Great Alaska Shootout (Anchorage, Alaska)

Nov. 28	Northeastern (N) (OT) ..	84	88
Nov. 29	Washington (N)	54	69
Nov. 30	Texas (N)	70	74

Metro Conference Tournament (Louisville, Ky.)

Dec. 6	Eastern Kentucky (H)	98	86
Dec. 8	Fairleigh Dickinson (H) ..	82	74
Dec. 10	#8Western Kentucky (A) 60	58	75
Dec. 13	DePaul (H)	68	75
Dec. 17	Tampa (H)	68	60
Dec. 23	#8 Indiana (A)	58	67
Dec. 27	#18Kentucky (H)	51	85
Jan. 3	Rutgers (H)	79	49
Jan. 5	Nevada-Reno (H)	92	77
Jan. 7	Florida State* (A)	73	64
Jan. 10	Wyoming (A)	67	64
Jan. 14	Southern Miss* (A)	69	76
Jan. 18	#6 Purdue (A)	73	88
Jan. 20	Virginia Tech* (H)	84	62
Jan. 22	Cincinnati* (H)	81	69
Jan. 28	Memphis State* (H)	48	64
Jan. 31	#20 Kansas (H)	58	62
Feb. 2	South Carolina* (H)	90	62
Feb. 5	Virginia Tech* (A)	90	71
Feb. 7	North Carolina St. (H) ..	87	75
Feb. 11	South Carolina* (A)	59	55
Feb. 14	#9 Syracuse (A)	71	99
Feb. 16	Southern Miss* (H) (OT) 85	84	71
Feb. 18	Florida State* (H)	87	71
Feb. 22	Memphis State* (A)	57	58
Feb. 25	Cincinnati* (A)	81	69
Feb. 28	#18 UCLA (A)	86	99

Metro Conference Tournament (Louisville, Ky.)

Mar. 7	Southern Miss (H)	78	71
Mar. 8	Memphis State (H)	52	75

*Metro Conference Game. 2339 2302

1987-88 (WON 24, LOST 11)

COACH: Denny Crum
CAPTAIN: Game Captains

Date	Site	UL	OPP
Dec. 5	Notre Dame (N)	54	69
Dec. 12	#1 Kentucky (A)	75	76
Dec. 16	Cleveland State (H)	93	79
Dec. 19	#5 Indiana (H)	81	69
Dec. 22	Eastern Ky. (H)	87	69

Bank One/Big Four Classic (Indianapolis, Ind.)

Dec. 5	Notre Dame (N)	54	69
Dec. 12	#1 Kentucky (A)	75	76
Dec. 16	Cleveland State (H)	93	79
Dec. 19	#5 Indiana (H)	81	69
Dec. 22	Eastern Ky. (H)	87	69

Rainbow Classic (Honolulu, Hawaii)

Dec. 28	So. Methodist (N)	87	79
Dec. 29	NC State (N)	75	80
Dec. 30	Mississippi St. (N)	86	62
Jan. 4	South Alabama (H)	80	69
Jan. 6	Georgia Tech (H)	61	62
Jan. 9	Florida State* (A)	76	83
Jan. 16	UCLA (H)	92	79
Jan. 18	Western Kentucky (H) ..	84	71
Jan. 20	Cincinnati* (OT) (A)	91	89
Jan. 23	#5 Purdue (H)	85	91
Jan. 26	Dayton (A)	90	59
Jan. 28	Southern Miss* (A)	92	95
Jan. 30	Memphis State* (A)	68	72
Feb. 1	Virginia Tech* (H)	107	99
Feb. 3	South Carolina* (H)	68	53
Feb. 6	Houston (H)	73	69
Feb. 13	NC State (A)	89	101
Feb. 15	Cincinnati* (H)	90	78
Feb. 17	Florida State* (H)	82	62
Feb. 20	So. Carolina*(2OT)(A) ...	98	88
Feb. 24	#18 Southern Miss* (H) ..	94	84
Feb. 27	Virginia Tech* (A)	87	82
Feb. 29	Memphis State* (H)	71	69
Mar. 2	Austin Peay (H)	84	78
Mar. 5	DePaul (A)	58	77

Metro Conference Tournament (Memphis, Tenn.)

Mar. 12

Year-by-Year Results

NCAA Midwest Regional
(Indianapolis, Ind.)

Mar. 16 Ark.-Little Rock (N)	76	71
Mar. 18 Arkansas (N)	93	84

NCAA Midwest Regional
(Minneapolis, Minn.)

Mar. 24 #3 Illinois (N)	69	83
-------------------------------	----	----

*Metro Conference Game. 2714 2441

1989-90
(WON 27, LOST 8)

COACH: Denny Crum
CAPTAIN: Game Captains

Date	Site	UL OPP
------	------	--------

Maui Classic
(Lahaina, Maui, Hawaii)

Nov. 24 Chaminade (N)	89	70
Nov. 25 #11 Missouri (N)	79	82
Nov. 26 Villanova (N)	83	69

Bank One/Big Four Classic
(Indianapolis, Ind.)

Dec. 2 #19 Notre Dame (N)	84	73
Dec. 4 Cleveland State (H)	104	77
Dec. 6 Vanderbilt (H)	101	75
Dec. 9 Western Kentucky (H)	75	61
Dec. 16 New Mexico (H)	78	49
Dec. 18 Austin Peay (H)	93	59
Dec. 30 Kentucky (A)	86	79

Jan. 4 Cincinnati* (H)	66	71
Jan. 7 #15 UCLA (H)	97	80
Jan. 11 South Carolina* (A)	79	66
Jan. 14 Florida State* (A)	73	66
Jan. 18 Tulane* (A)	109	96
Jan. 20 Memphis State* (H)	86	69
Jan. 27 DePaul (A)	62	66
Jan. 29 Southern Miss* (H)	105	88
Feb. 1 Virginia Tech* (H)	96	69

Feb. 4 Ohio State (A)	88	91
Feb. 6 Florida State* (H)	69	50
Feb. 8 South Carolina* (H)	95	77
Feb. 10 #16 Georgia Tech (H)	84	94
Feb. 15 Virginia Tech* (A)	97	78
Feb. 17 Virginia (A)	72	56
Feb. 20 Memphis State* (A)	68	82
Feb. 24 #4 UNLV (A)	81	91
Feb. 27 Tulane* (H)	99	85
Mar. 1 Cincinnati* (A)	86	71
Mar. 3 Southern Miss* (A)	73	71

Metro Conference Tournament
(Biloxi, Miss.)

Mar. 8 Tulane (N)	79	66
Mar. 9 Memphis State (N)	76	73
Mar. 10 Southern Miss. (N)	83	80

NCAA West Regional
(Salt Lake City, Utah)

Mar. 15 Idaho (N)	78	59
Mar. 17 Ball State (N)	60	62

*Metro Conference Game. 2933 2553

1990-91
(WON 14, LOST 16)

COACH: Denny Crum
CAPTAIN: Game Captains

Date	Site	UL OPP
------	------	--------

Bank One/Big Four Classic
(Indianapolis, Ind.)

Dec. 1 #10 Indiana (N)	52	72
Dec. 12 DePaul (H)	94	75
Dec. 15 Prairie View A & M (H)	100	76
Dec. 17 Western Kentucky (A)	86	79
Dec. 19 Cleveland State (H)	95	80
Dec. 22 George Mason (A)	85	80
Dec. 29 #18 Kentucky (H)	85	93
Jan. 3 Cincinnati* (A)	64	72
Jan. 5 #10 UCLA (A)	81	88
Jan. 7 #20 South Carolina* (H)	64	67
Jan. 10 Memphis State* (H)	56	65
Jan. 12 Florida State* (A)	66	77
Jan. 14 Tulane* (A)	79	73
Jan. 19 South Alabama (H)	85	83
Jan. 24 #15 Southern Miss* (H)	81	84
Jan. 26 #1 UNLV (H)	85	97
Jan. 30 Virginia Tech* (H)	79	86

*Metro Conference Game. 2933 2553

Feb. 2 #17 Southern Miss* (A)	66	77
Feb. 6 South Carolina* (A)	67	70
Feb. 9 Florida State* (H)	88	72
Feb. 13 Virginia Tech* (A)	56	72
Feb. 16 Memphis State* (A)	73	91
Feb. 20 Southwestern La. (H) ..	104	77
Feb. 24 Georgia Tech (A)	69	82
Feb. 26 Tulane* (H)	95	72
Feb. 28 Cincinnati* (H)	68	61
Mar. 1 Notre Dame (H)	65	59

Metro Conference Tournament
(Roanoke, Va.)

Mar. 7 #22 Southern Miss (N) ..	83	76
Mar. 8 Memphis State (N)	72	70
Mar. 9 Florida State (N)	69	76

*Metro Conference Game. 2312 2302

1991-92
(WON 19, LOST 11)

COACH: Denny Crum
CAPTAIN: Game Captains

Date	Site	UL OPP
------	------	--------

Nov. 23 Howard (H)	102	73
Dec. 5 Notre Dame (A)	84	81
Dec. 10 Maryland (H)	96	79
Dec. 14 George Mason (H)	85	66
Dec. 19 Morehead State (H)	90	76
Dec. 21 Louisiana State (A)	93	92
Dec. 28 #17 Kentucky (A)	89	103
Jan. 2 Houston (H)	60	56
Jan. 4 Tulane* (H)	83	87
Jan. 9 Va. Commonwealth* (A)	57	66
Jan. 11 #4 Kansas (A)	85	78
Jan. 16 South Florida* (H)	60	47
Jan. 18 Wyoming (H)	68	60
Jan. 23 Southern Miss* (H)	88	74
Jan. 25 #18 Georgia Tech (H) ..	65	73
Jan. 28 Virginia Tech* (A)	78	68
Jan. 30 #17UNC Charlotte* (A) ..	68	77
Feb. 2 #2 UCLA (H)	64	78
Feb. 6 #20 UNC Charlotte* (H) ..	73	63
Feb. 8 Xavier (N)#	86	73
Feb. 13 South Florida* (A)	66	69
Feb. 16 DePaul (A)	81	84
Feb. 18 Va. Commonwealth* (H) ..	89	71
Feb. 22 Arizona State (A)	63	62
Feb. 27 #15Tulane* (A)	87	72
Feb. 29 Southern Miss* (A)	70	82
Mar. 7 Virginia Tech* (H)	79	59

Metro Conference Tournament
(Louisville, Ky.)

Mar. 13 Va. Commonwealth (H) ..	65	74
--	-----------	-----------

NCAA West Regional
(Tempe, AZ)

Mar. 20 Wake Forest (N)	81	58
Mar. 22 #4 UCLA (N)	69	85

*Metro Conference Game. 2324 2186

1992-93
(WON 22, LOST 9)

COACH: Denny Crum
CAPTAIN: Game Captains

Date	Site	UL OPP
------	------	--------

Dec. 5 #18 Michigan State (N) ..	73	69
Dec. 9 Vanderbilt (A)	88	90
Dec. 12 #3 Kentucky (H)	68	88
Dec. 16 DePaul (H)	93	88

Kuppenheimer Classic
(Atlanta, Ga.)

Dec. 19 #17 Georgia Tech (N) ..	85	87
Dec. 28 Maryland (A)	67	72
Jan. 2 Oral Roberts (H)	122	76
Jan. 7 South Florida* (A)	98	75
Jan. 9 UNC Charlotte* (A)	69	57
Jan. 11 Xavier (H)	76	73
Jan. 14 Va. Commonwealth* (H) ..	77	68
Jan. 16 #4 Kansas (H)	77	98
Jan. 21 Southern Miss* (A)	85	81
Jan. 24 Arizona State (H)	85	59
Jan. 28 Virginia Tech* (A)	76	65
Jan. 30 Va. C'wealth* (OT) (A) ..	90	88
Feb. 4 South Florida* (H)	78	61
Feb. 6 Southern Miss* (H)	86	71

NCAA West Regional
(Sacramento, Calif.)

Mar. 18 Boise State (N)	67	58
Mar. 20 #23 Minnesota (N)	60	55

NCAA West Regional
(Los Angeles, Calif.)

Mar. 24 #9 Arizona (N)	70	82
-------------------------------------	-----------	-----------

*Metro Conference Game. 2737 2339

1994-95
(WON 19, LOST 14)

COACH: Denny Crum
CAPTAINS: Tick Rogers, Brian Kiser

Date	Site	UL OPP
------	------	--------

Great Alaska Shootout (Anchorage, Ak)

Nov. 23 Jackson State (N)	90	64
Nov. 25 Brigham Young (N)	60	75
Nov. 26 #21 Villanova (N)	81	82
Dec. 3 #18 Michigan State (A) ..	71	85
Dec. 5 Western Carolina (H) ..	108	76
Dec. 10 Eastern Kentucky (H) ..	89	75

NCAA Midwest Regional
(Indianapolis, Ind.)

Mar. 15 Tulsa (OT) (N)	82	80
Mar. 17 #10 Villanova (N)	68	64

NCAA Midwest Regional
(Minneapolis, Minn.)

Mar. 21 #9 Wake Forest (N)	59	60
---	-----------	-----------

*Conference USA Game. 2602 2422

Feb. 11 #20 Tulane* (A)	60	62
Feb. 14 #12 UNLV (A)	90	86
Feb. 16 Western Kentucky (H) ..	77	78
Feb. 21 Houston (A)	81	89
Feb. 25 UNC Charlotte* (H)	69	64
Feb. 27 #16 Tulane (H)*	94	67
Mar. 4 Virginia Tech* (H)	82	61
Mar. 7 Notre Dame (H)	83	68

Metro Conference Tournament
(Louisville, Ky.)

Mar. 13 UNC Charlotte (H)	71	59
Mar. 14 Va. Commonwealth (H) ..	90	78

NCAA Midwest Regional
(Indianapolis, Ind.)

Mar. 19 Delaware (N)	76	70
Mar. 21 #23 Oklahoma State (N) ..	78	63

NCAA Midwest Regional
(St. Louis, Mo.)

Mar. 25 #1 Indiana (N)	69	82
-------------------------------------	-----------	-----------

*Metro Conference Game. 2513 2293

1993-94
(WON 28, LOST 6)

COACH: Denny Crum
CAPTAINS: Greg Minor, Dwayne Morton

Date	Site	UL OPP
------	------	--------

Nov. 27 #2 Kentucky (A)	70	78
Dec. 4 Michigan State (H)	77	68
Dec. 8 Morehead State (H)	107	71
Dec. 11 Eastern Kentucky (H) ..	90	66
Dec. 18 Wyoming (A)	72	55
Dec. 22 #25 Western Ky. (OT)(H) ..	78	73

Rainbow Classic (Honolulu, Hawaii)

Dec. 28 UC Santa Barbara (N) ..	76	53
Dec. 29 Florida (N)	83	68
Dec. 30 Hawaii (A)	85	79
Jan. 4 George Mason (H)	132	87
Jan. 6 South Florida* (H)	80	56

Jan. 8 Va. C'wealth (OT)(H) ..	89	93
Jan. 13 Virginia Tech* (H)	95	76
Jan. 15 #17 Georgia Tech (H) ..	88	68
Jan. 20 Tulane* (A)	83	76
Jan. 22 Southern Miss* (H)	70	69
Jan. 27 Virginia Tech* (A)	74	63
Jan. 29 Va. Commonwealth* (A) ..	94	74
Feb. 3 UNC Charlotte* (H)	76	55
Feb. 6 Vanderbilt (H)	78	62
Feb. 10 South Florida* (A)	65	50
Feb. 12 Tulane (H)	77	73

Feb. 17 UNC Charlotte* (A)	62	64
---	-----------	-----------

7-UP Shootout (Orlando, Fla.)

Feb. 20 #13 Temple (N)	63	68
Feb. 23 Louisiana State (H)	82	64
Feb. 26 Notre Dame (OT) (A) ..	85	82
Feb. 28 Howard (H)	108	65
Mar. 2 Southern Miss* (A)	82	75
Mar. 6 #15 UCLA (A)	72	75

Metro Tournament (Biloxi, Miss.)

Mar. 12 Virginia Tech (N)	76	67
Mar. 13 Southern Miss (N)	69	61

NCAA West Regional
(Sacramento, Calif.)

Mar. 18 Boise State (N)	67	58
Mar. 20 #23 Minnesota (N)	60	55

NCAA West Regional
(Los Angeles, Calif.)

Mar. 24 #9 Arizona (N)	70	82
-------------------------------------	-----------	-----------

*Metro Conference Game. 2737 2339

1994-95
(WON 19, LOST 14)

COACH: Denny Crum
CAPTAINS: Tick Rogers, Brian Kiser

Date	Site	UL OPP
------	------	--------

Great Alaska Shootout (Anchorage, Ak)

Nov. 23 Jackson State (N)	90	64
Nov. 25 Brigham Young (N)	60	75
Nov. 26 #21 Villanova (N)	81	82
Dec. 3 #18 Michigan State (A) ..	71	85
Dec. 5 Western Carolina (H) ..	108	76
Dec. 10 Eastern Kentucky (H) ..	89	75

NCAA Midwest Regional
(Milwaukee, Wisc.)

Mar. 15 Tulsa (OT) (N)	82	80
Mar. 17 #10 Villanova (N)	68	64


Kuppenheimer Classic, Georgia Dome
(Atlanta, Ga.)

Dec. 17 #14 Georgia Tech (A) ...	77	72
Dec. 22 UNLV (H)	89	72
Dec. 29 Dayton (A)	92	78
Jan. 1 #5 Kentucky (H)	88	86

Jan. 5 Va. C'wealth* (A)	63	67
Jan. 7 Notre Dame (H)	80	72
Jan. 12 Virginia Tech* (A)	62	61
Jan. 14 Southern Miss* (H)	72	74
Jan. 19 UNC Charlotte* (A)	82	86
Jan. 21 Tulane* (A)	73	76
Jan. 23 San Francisco (H)	82	61
Jan. 26 Virginia Tech* (H)	78	74
Jan. 28 UNC Charlotte* (H)	79	57
Jan. 30 Towson State (A)	69	81
Feb. 2 South Florida* (H)	66	65
Feb. 4 Tulane* (H)	71	56
Feb. 9 South Florida* (A)	79	64
Feb. 12 Temple (H)	48	53
Feb. 16 Southern Miss* (A)	63	74

Worcester Centrum
(Worcester, Mass.)

Feb. 19 #5 Massachusetts (N) ..	76	91
Feb. 25 DePaul (A)		



1996-97
(WON 26, LOST 9)
COACH: Denny Crum
CAPTAINS: Alvin Sims, DeJuan Wheat

Date	Site	UL	OPP
Big Island Invitational (Hilo, Hawaii)			
Nov. 29	Montana State (N)	92	78
Nov. 30	Illinois (N)	70	60
Dec. 1	Colorado (N)	92	82
John Wooden Classic (Anaheim, Ca.)			
Dec. 7	LSU (N) (OT)	93	87
Dec. 11	Dayton (H)	80	67

Market Square Arena
(Indianapolis, Ind.)

Dec. 14	Purdue (N)	88	72
Dec. 16	Wright State (H)	65	57
Dec. 21	#19 Arkansas (A)(OT)	91	88
Dec. 23	Tennessee State (H)	102	54
Dec. 29	#25 Boston Col. (H) (2OT)	89	85
Dec. 31	#3 Kentucky (H)	54	74
Jan. 3	UAB* (A)	93	79
Jan. 6	UNC Charlotte* (A)	92	81
Jan. 11	Georgia Tech (H)	60	56
Jan. 15	Houston* (H)	92	78
Jan. 19	#23 Texas (A)(OT)	85	78
Jan. 23	Memphis* (H)	58	64
Jan. 25	UCLA (H)	74	71
Jan. 28	DePaul* (H)	71	54
Jan. 30	#8 Cincinnati* (H)	81	70
Feb. 2	Temple (A)	44	67
Feb. 6	Saint Louis* (H)	62	64
Feb. 9	Memphis* (A)	59	79
Feb. 15	Houston* (A)	70	66
Feb. 17	South Florida* (H)	75	64
Feb. 20	Marquette* (A)(OT)	71	79
Feb. 22	Southern Miss.* (A)(OT)	75	72
Feb. 26	UNC Charlotte* (H)	72	71
Mar. 1	Tulane* (A)	71	83

C-USA Tournament (St. Louis, Mo.)

Mar. 5	South Florida (N)	69	58
Mar. 6	UNC Charlotte (N)	60	64

NCAA East Region (Pittsburgh, Pa.)

Mar. 14	Massachusetts (N)	65	57
Mar. 16	#11 New Mexico (N)	64	63

NCAA East Regional (Syracuse, N.Y.)

Mar. 21	Texas (N)	78	63
Mar. 23	#4 North Carolina (N)	74	97

1997-98
(WON 12, LOST 20)
COACH: Denny Crum
CAPTAINS: Game Captains

Date	Site	UL	OPP
Puerto Rico Shootout			
Nov. 27	Hofstra (N)	76	66
Nov. 28	Illinois (N)	58	57
Nov. 29	Georgia Tech (N)	69	73

Great Eight Classic (Chicago, Ill.)

Dec. 3	#3 North Carolina (N)	72	81
Dec. 6	#6 Purdue (H)	69	87
Dec. 9	#15 Arkansas (H)	83	100

Delta Airlines Classic (Atlanta, Ga.)

Dec. 17	Morehead State (H)	84	54
Dec. 20	Georgia Tech (N)	86	94
Dec. 22	#18 Mississippi (H)	70	74

Jan. 27 #1 Syracuse (A)

Dec. 27	#4 Kentucky (A)	79	76
Dec. 29	Southeast Missouri (H)	91	69
Jan. 3	#25 Marquette* (H)	70	71
Jan. 6	St. John's (H)	73	67
Jan. 8	DePaul* (H)	73	57
Jan. 10	#18 Syracuse (A)	65	69
Jan. 15	UAB* (A)	53	55
Jan. 18	Cincinnati* (H)	57	71
Jan. 20	Saint Louis* (H)	87	81
Jan. 22	UNC Charlotte* (A)	75	84
Jan. 25	#9 UCLA (A)	82	88
Jan. 29	#18 Cincinnati* (A)	61	67
Jan. 31	Saint Louis* (A)	55	64
Feb. 5	South Florida* (H)	60	62
Feb. 7	Tulane* (H)	81	62
Feb. 12	Houston* (A)	72	69
Feb. 15	UNC Charlotte* (H)	68	73
Feb. 19	Marquette* (A)	52	57
Feb. 21	Memphis* (A)	75	93
Feb. 25	Southern Miss* (H)	62	72
Feb. 28	DePaul* (A)(OT)	85	82

C-USA Tournament (Cincinnati, Ohio)
Mar. 4 South Florida (N) 75 64
Mar. 5 #14 Cincinnati (A) 50 64
*Conference USA Game 2267 2303

1998-99
(WON 19, LOST 11)
COACH: Denny Crum
CAPTAINS: Game Captains

Date	Site	UL	OPP
Nov. 22	Western Kentucky (H)	99	78
Dec. 5	Mississippi (A)	69	88
Dec. 7	Towson (H)	106	73
Dec. 17	#7 North Carolina (A)	72	77

Jan. 2 #13 Michigan State (A) .. 57 69

Jan. 2	Saint Louis* (H)	93	70
Jan. 10	South Florida* (A)	95	74
Jan. 13	Marquette* (A)	78	63
Jan. 17	DePaul* (A)	71	68
Jan. 21	#5 Cincinnati* (H)	55	81
Jan. 23	#13 UCLA (H)	70	82
Jan. 28	Saint Louis* (A)	52	62
Jan. 30	UNC Charlotte* (H)	49	58

Feb. 4 Memphis* (H) 89 76

Feb. 4	Memphis* (H)	89	76
Feb. 6	Marquette* (H)	81	77
Feb. 11	UNC Charlotte* (A)	79	68
Feb. 14	Georgia Tech (H)	78	58
Feb. 16	Houston* (H)	106	78
Feb. 18	Tulane* (A)	80	75
Feb. 21	#9 Cincinnati* (A)	78	91
Feb. 25	UAB* (H)	91	60
Feb. 27	Southern Miss.* (A)	58	59

C-USA Tournament (Birmingham, Ala.)

Mar. 4	Saint Louis (N)	70	61
Mar. 5	UAB (A)	77	68
Mar. 6	UNC Charlotte (N)	59	68

NCAA South Region (Orlando, Fla.)

Mar. 11	Creighton (N)	58	62
---------	---------------	----	----

1999-2000
(WON 19, LOST 12)
COACH: Denny Crum
CAPTAINS: Game Captains

Date	Site	UL	OPP
Nov. 19	at Va. C'wealth (A)	74	79
Great Alaska Shootout			
(Anchorage, Alaska)			
Nov. 25	Xavier (N)	79	81
Nov. 26	Georgia (N)	85	62
Nov. 27	Alaska Anchorage (A)	108	76
Dec. 4	Louisiana Tech (H)	79	67
Dec. 11	Alabama (H)	87	72
Dec. 15	Central Florida (H)	78	58
Dec. 18	Kentucky (A)	46	76
Dec. 20	Tennessee St. (H)	115	76
Dec. 23	#6 North Carolina (H)	97	80
Jan. 3	Tulane* (H)	81	70
Jan. 6	#18 Utah (H)	75	55
Jan. 8	Southern Miss* (H)	69	67
Jan. 12	UAB* (A)	50	56
Jan. 15	Marquette* (A)(OT)	64	66
Jan. 20	#23 DePaul* (H)	72	59
Jan. 22	UNC Charlotte* (H)	59	69
Jan. 27	#1 Cincinnati* (H)	65	75
Jan. 29	Saint Louis* (A)	48	52
Feb. 1	Georgetown (A)	59	61
Feb. 5	Memphis* (A)	74	59
Feb. 10	#4 Syracuse (H)	82	69
Feb. 13	Marquette* (H)	76	64
Feb. 16	UNC Charlotte* (A)	67	51
Feb. 19	DePaul* (A)	71	54
Feb. 23	Saint Louis* (H)	68	56
Feb. 27	#3 Cincinnati* (A)	59	68
Feb. 29	South Florida* (H)	76	66
Mar. 4	Houston* (A)	88	74

C-USA Tournament (Memphis, Tenn.)

Mar. 9	UNC Charlotte (N)	52	57
--------	-------------------	----	----

NCAA West Region (Tucson, Ariz.)

Mar. 16	Gonzaga (N)	66	77
---------	-------------	----	----

*Conference USA Game 2269 2052

2000-01
(WON 12, LOST 19)
COACH: Denny Crum
CAPTAINS: Game Captains

Date	Site	UL	OPP
Nov. 17	Hawaii (A)	86	71
Mauui Invitational (Mauui, Hawaii)			
Nov. 20	#6 Maryland (N)	73	95
Nov. 21	UNLV (N) (OT)	86	85
Nov. 22	#22 Connecticut (N)	71	83
Nov. 29	Alabama (A)	71	100

Dec. 5 Georgetown (H) 63 70

Dec. 5	Georgetown (H)	63	70
Dec. 9	Western Kentucky (H)	65	68
Dec. 16	South Alabama (N)	65	72
Dec. 18	Loyola-Chicago (H)	86	70
Dec. 21	Murray State (H)	89	86
Dec. 23	Dayton (H)	68	91
Dec. 30	Oregon (H)	65	88

Jan. 2 Kentucky (H) 62 64

Jan. 2	Kentucky (H)	62	64
Jan. 6	Saint Louis* (A)	61	71
Jan. 10	Tulane* (A) (OT)	87	84
Jan. 13	Cincinnati* (H)	52	72
Jan. 17	Houston* (H)	79	67
Jan. 21	Southern Miss* (A)	60	69
Jan. 24	Cincinnati* (A)	63	54
Jan. 27	DePaul* (H)	73	63
Jan. 31	South Florida* (A)	67	73
Feb. 3	Saint Louis* (H)	51	72
Feb. 8	Marquette* (H)	75	65
Feb. 11	Charlotte* (H)	72	106
Feb. 14	DePaul* (A)	71	62
Feb. 17	Utah (A)	67	84
Feb. 21	Charlotte* (A)	68	74
Feb. 24	Marquette* (A) (3OT)	77	74
Feb. 28	UAB* (H)	57	74
Mar. 3	Memphis* (N)	65	56

C-USA Tournament (Louisville, Ky.)

Mar. 7	UAB (H)	61	74
--------	---------	----	----

*Conference USA Game 2306 2093

2001-02
(WON 19, LOST 13)
COACH: Rick Pitino
CAPTAINS: Reece Gaines, Hajj Turner

Date	Site	UL	OPP
Nov. 18	South Alabama (H)	92	38
Pape Jam (Portland, Ore.)			
Nov. 24	Oregon (N)	63	90
Dec. 1	Tennessee State (H)	81	63
Jim Thorpe Classic (Louisville, Ky.)			
Dec. 7	Wisc.-Milwaukee (H)	90	75
Dec. 8	Murray State (H)	84	69
Dec. 12	Coppin State (H)	75	49
Dec. 15	Ohio State (H)	66	61
Dec. 17	Tennessee Tech (H)	70	66
Dec. 20	Tennessee (H)	73	72
Dec. 26	Eastern Kentucky (H)	94	77
Dec. 29	Kentucky (A)	62	82
Jan. 5	UAB* (A)	88	77
Jan. 9	Marquette* (H)	71	75
Jan. 12	TCU* (H)	93	85
Jan. 16	East Carolina* (A)	77	87
Jan. 19	Cincinnati* (A)	50	77
Jan. 23	Charlotte* (A)	71	77
Jan. 26	DePaul* (H)	97	67
Jan. 30	Memphis* (A)	70	80
Feb. 1	South Florida* (H)	96	77
Feb. 5	Saint Louis* (H)	64	67
Feb. 9	at Indiana (A)	62	77
Feb. 12	at DePaul* (A)	76	72
Feb. 16	at Marquette* (A)	63	75
Feb. 19	East Carolina* (H)	75	42
Feb. 22	Saint Louis* (A)	50	56
Feb. 27	Cincinnati* (H)	74	71
Mar. 2	Charlotte* (H) (OT)	90	88

Year-by-Year Results

2004-05
(WON 33, LOST 5)
COACH: Rick Pitino
CAPTAINS: Taquan Dean, Francisco Garcia, Ellis Myles

Date	Site	UL OPP
Nov. 20	BYU Hawaii (A)	89 79
EA Sports Maui Invitational (Lahaina, Maui, Hawaii)		
Nov. 22	Iowa (N)	71 76
Nov. 23	Chaminade (N)	93 63
Nov. 24	Stanford (N)	82 67
Dec. 4	Lafayette (N)	98 57
Dec. 11	Florida (A)	74 70
Dec. 14	N. Carolina A&T (H)	85 51
Dec. 18	#9 Kentucky (H)	58 60
Billy Minardi Classic (Louisville, Ky.)		
Dec. 21	IUPUI (H)	80 60
Dec. 22	Austin Peay (H)	77 49
Dec. 27	Morehead State (H)	104 40
Dec. 30	Eastern Kentucky (H)	78 63
Jan. 2	Tennessee State (H)	98 64
Jan. 5	Houston (A)*	67 70
Jan. 8	TCU (H)*	86 61
Jan. 11	Southern Miss (A)*	107 62
Jan. 15	#18 Cincinnati (A)*	69 66
Jan. 19	East Carolina (H)*	92 41
Jan. 22	Tennessee (H)	85 62
Jan. 26	Marquette (H)*	99 52
Jan. 29	Tulane (A)*	105 69
Feb. 2	#18 Cincinnati (H)*	77 70
Feb. 5	UAB (A)*	77 73
Feb. 9	Memphis (H)*	68 85
Feb. 12	USF (H)*	65 57
Feb. 17	Marquette (A)*	64 61
Feb. 20	Saint Louis (H)*	84 66
Feb. 26	Memphis (A)*	53 44
Mar. 3	#18 Charlotte (H)*	94 82
Mar. 5	DePaul (A)*	66 62
C-USA Tournament (Memphis, Tenn.)		
Mar. 10	TCU (N)	85 61
Mar. 11	UAB (N)	74 67
Mar. 12	Memphis (A)	75 74
NCAA First Round (Nashville, Tenn.)		
Mar. 18	Louisiana-Lafayette (N)	68 62
Mar. 20	#25 Georgia Tech (N)	76 54
NCAA Albuquerque Regional (Albuquerque, N.M.)		
Mar. 24	#8 Washington (N)	93 79
Mar. 26	West Virginia (N)	93 85
NCAA Final Four (St. Louis, Mo.)		
Apr. 2	#1 Illinois (N)	57 72

2005-06
(WON 21, LOST 13)
COACH: Rick Pitino
CAPTAINS: Taquan Dean, David Padgett

Date	Site	UL OPP
Nov. 19	Tennessee-Martin	78 61
Colonial Classic (Louisville, Ky.)		
Dec. 3	Prairie View A&M (H)	90 65
Dec. 4	Arkansas State (H)	67 55
Dec. 5	Richmond (H)	53 45
Dec. 10	Akron (H)	111 85
Dec. 13	Chicago State (H)	78 54
Dec. 17	#22 Kentucky (A)	61 73
Billy Minardi Classic (Louisville, Ky.)		
Dec. 20	Middle Tennessee (H)	76 68
Dec. 21	Coll. of Charleston (H)	78 63
Dec. 24	Detroit (H)	56 48
Metro PCS Orange Bowl Classic (Miami, Fla.)		
Dec. 31	Miami, Fla. (N)	58 43
Jan. 5	#3 Villanova (H)	67 76
Jan. 7	Providence (A)	72 67
Jan. 9	UC Davis (H)	81 58
Jan. 15	#12 Pittsburgh (H)	57 61
Jan. 17	St. John's (A)	56 68
Jan. 21	#3 Connecticut (H)	58 71
Jan. 25	Cincinnati (H)	67 50
Jan. 28	Rutgers (A)	56 65

Jan. 30	#4 Villanova (A)	73 79
Feb. 4	Notre Dame (H) (OT)	89 86
Feb. 6	Cincinnati (A)	68 74
Feb. 11	USF (H)	57 54
Feb. 18	Syracuse (A)	66 79
Feb. 22	DePaul (H)	65 53
Feb. 25	#14 West Virginia (A)	64 68
Mar. 1	Marquette (H) (OT)	67 60
Mar. 4	#2 Connecticut (A)	80 84
BIG EAST Tourn. (New York, NY)		
Mar. 8	#8 Pittsburgh (N)	56 61
NIT (Louisville, Ky.)		
Mar. 17	Delaware State (H)	71 54
Mar. 20	Clemson (H)	74 68
Mar. 22	Missouri State (H)	74 56
NIT Semifinals (New York, NY)		
Mar. 28	South Carolina (N)	63 78

2006-07
(WON 24, LOST 10)
COACH: Rick Pitino
CAPTAINS: Game Captains

Date	Site	UL OPP
Nov. 18	Northwestern State (H)	100 87
Nov. 24	vs. Dayton (N)	64 68
Dec. 2	Sacramento State (H)	99 69
Dec. 5	#14 Arizona (N)	65 72
Dec. 8	Ohio University (H)	74 71
Dec. 9	St. Joseph's (H)	74 64
Dec. 10	Bellarmino (H)	76 64
Dec. 13	Massachusetts (H)	68 72
Dec. 16	Kentucky (H)	49 61
Dec. 20	Savannah State (H)	71 45
Dec. 23	Miami (Fla.) (H)	82 59
Dec. 27	Northeastern (H)	61 41
Dec. 28	San Francisco (H)	76 73
Dec. 30	UNC Asheville (H)	66 51
Jan. 3	#17 Notre Dame (A)	62 78
Jan. 10	USF (A)	81 55
Jan. 13	Providence (H)	78 63
Jan. 15	#24 Marquette (H)	65 74
Jan. 20	DePaul (A)	59 50
Jan. 22	Connecticut (H)	68 54
Jan. 27	Syracuse (H)	76 71
Jan. 31	Cincinnati (A)	69 53
Feb. 3	Villanova (A)	53 57
Feb. 7	Georgetown (H)	65 73
Feb. 10	USF (H)	83 63
Feb. 12	#7 Pittsburgh (A)	66 53
Feb. 17	#12 Marquette (A)	61 59
Feb. 21	St. John's (H)	72 48
Feb. 25	Connecticut (A)	76 69
Mar. 4	Seton Hall (H)	86 71
BIG EAST Tourn. (New York, NY)		
Mar. 8	West Virginia (N) (OT)	82 71
Mar. 9	#13 Pittsburgh (N)	59 65
NCAA South Region (Lexington, Ky.)		
Mar. 15	Stanford (N)	78 58
Mar. 17	#9 Texas A&M (N)	69 72

2007-08
(WON 27, LOST 9)
COACH: Rick Pitino
CAPTAIN: David Padgett

Date	Site	UL OPP
Las Vegas Invitational (Freedom Hall)		

Nov. 17	Hartford (H)	104 69
Nov. 18	Jackson State (H)	84 53
Nov. 21	UNLV (A)	68 48
Las Vegas Invitational (Las Vegas, Nev.)		
Nov. 23	BYU (N)	76 78
Nov. 24	Old Dominion (N)	64 53
Dec. 1	Miami (Ohio) (H)	47 44
Dec. 8	Dayton	65 70
John Wooden Tradition (Indianapolis, Ind.)		
Dec. 15	Purdue (N)	59 67
Dec. 18	Marshall (H)	85 75
Billy Minardi Classic (Louisville, Ky.)		
Dec. 22	New Mexico State (H)	70 65
Dec. 26	Morehead State (H)	73 49
Dec. 29	Iona (H)	67 36
Jan. 1	Cincinnati (H)	57 58
Jan. 5	Kentucky (A)	89 75
Jan. 10	West Virginia (H)	63 54
Jan. 13	Rutgers (A)	64 49
Jan. 17	#13 Marquette (H)	71 51
Jan. 19	Seton Hall (A)	82 92
Jan. 23	USF (H)	80 60
Jan. 26	St. John's (H)	67 57
Jan. 28	Connecticut (A)	67 69
Feb. 2	Rutgers (H)	87 50
Feb. 4	#16 Marquette (A)	71 51
Feb. 9	#6 Georgetown (H)	59 51
Feb. 12	DePaul (A)	88 68
Feb. 16	Providence (A)	80 72
Feb. 18	Syracuse (H)	61 50
Feb. 24	Pittsburgh (A)	75 73
Feb. 28	#17 Notre Dame (H)	90 85
Mar. 2	Villanova (H)	68 54
Mar. 8	#11 Georgetown (A)	52 55
BIG EAST Tourn. (New York, N.Y.)		
Mar. 13	Pittsburgh (N) (OT)	69 76
NCAA East Region First/Second Rounds (Birmingham, Ala.)		
Mar. 21	Boise State (N)	79 61
Mar. 23	Oklahoma (N)	78 48
NCAA East Region (Charlotte, N.C.)		
Mar. 27	#5 Tennessee (N)	79 60
Mar. 29	#1 North Carolina (N)	73 83



Former U of L Coach Denny Crum (left) introduced President Ronald Reagan to members of his 1986 NCAA Championship team during a White House visit.

U of L All-Time Assistant Coaches

Name	Years
Lawrence Apitz	1940-42
Mick Cronin	2001-03
Scott Davenport	1996-2001
Bobby Dotson	1980-88
John Dromo	1948-67
Jerry Eaves	1996-99
Larry Gay	1989-96
John Heldman	1936-40, '44-47
Wade Houston	1976-89

Name	Years
Jerry Jones	1973-96
Tommy Kienzle	1926-28
Dana Kirk	1971-76
Dave Lawrence	1947-48
Steve Masiello	2005-current
Walter McCarty	2007-current
Scooter McCray	1988-98
Marvin Menzies	2005-07
Bill Olsen	1969-80

Name	Years
Richard Pitino	2007-current
T.L. Plain	1967-69
Pat Rafferty	1999-2001
Howard Stacey	1966-71
Vince Taylor	1998-2005
Reggie Theus	2003-05
Eddie Weber	1929-30
Kevin Willard	2001-07

U of L's Overtime Record

U of L's Overtime Record

Year	Opponent	Site	Result	Year	Opponent	Site	Result
1919-20	Cumberland	Cumberland	L 38-40	(cont.)	Wichita St.	Wichita	L 74-78
1921-22	Centre	Louisville	L 18-27	1976-77	Vanderbilt	Nashville	W 81-76
1926-27	Oakland City	Louisville	L 29-30		Marquette	Milwaukee	W 78-75
	Rose Poly*	Rose Poly	W 41-39		Creighton*	Louisville	W 69-66
1928-29	Concordia Seminary*	Concordia	W 29-27		Florida St.	Louisville	W 78-75
1930-31	Berea*	Louisville	W 28-24	1977-78	DePaul*	Kansas	L 89-90
1931-32	Union (KY)	Louisville	W 28-27	1979-80	Virginia Tech	Blacksburg	W 56-54
1933-34	Centre	Louisville	W 30-26		Kansas St.	Nebraska	W 71-69
	Transylvania*	Lexington	L 36-37		Texas A & M	Texas	W 66-65
1934-35	Centre	Louisville	W 38-35	1980-81	Memphis St.	Memphis	L 55-60
1935-36	Centre	Louisville	W 46-45		Florida St.	Tallahassee	W 82-73
	Transylvania	Louisville	L 35-37	1981-82	Virginia Tech	Blacksburg	L 74-75
1937-38	Oakland City	Louisville	L 40-43		Memphis St.	Memphis	L 65-74
	Georgetown College	Louisville	W 46-43	1982-83	Memphis St.	Louisville	W 64-62
1939-40	Ky. Wesleyan	Louisville	L 44-48		Kentucky	Tennessee	W 80-68
1943-44	Bowman Field	Louisville	L 37-39	1983-84	Virginia Tech	Louisville	W 83-79
1948-49	Seton Hall	New Jersey	W 71-69	1986-87	Northeastern	Alaska	L 84-88
	Xavier	Louisville	W 64-57		So. Mississippi	Louisville	W 85-84
1949-50	Washington(Mo.)	St. Louis	L 57-61	1987-88	Cincinnati	Cincinnati	W 91-89
1951-52	Dayton	Dayton	W 79-76		South Carolina*	Columbia	W 98-88
1952-53	Temple*	Philadelphia	W 85-77	1988-89	Florida State	Tallahassee	W 78-77
1954-55	Dayton	Dayton	L 67-71	1989-90	Ohio State	Columbus	L 88-91
	Eastern Kentucky	Richmond	L 77-79	1991-92	Tulane	Louisville	L 87-83
1955-56	Notre Dame	Notre Dame	W 80-75		UNC Charlotte	Charlotte	L 77-68
	Dayton	Ohio	W 66-64		Arizona State	Tempe	W 63-62
1956-57	Dayton	Louisville	W 61-53	1992-93	Va. Commonwealth	Richmond	W 90-88
1957-58	Xavier**	Cincinnati	L 80-82	1993-94	Western Kentucky	Louisville	W 78-73
1958-59	NC State	Raleigh	L 61-67		Va. Commonwealth	Louisville	L 89-93
1961-62	DePaul**	Louisville	L 78-79		Notre Dame	South Bend	W 85-82
1962-63	Dayton	Dayton	L 65-70	1994-95	Tulane	Louisville	W 82-81
	Xavier	Cincinnati	W 70-68	1995-96	Marquette*	Louisville	L 79-80
	Dayton	Louisville	W 61-55		Tulsa	Milwaukee	W 82-80
	DePaul	Louisville	W 71-69	1996-97	LSU	Anaheim, Ca.	W 93-87
1963-64	Ohio	Illinois	L 69-71		Arkansas	Fayetteville	W 91-88
1964-65	No. Texas State	Texas	W 70-68		Boston College*	Louisville	W 89-85
	Cincinnati**	Louisville	W 82-80		Texas	Austin	W 85-78
1965-66	Miami(Fla.)	Miami	W 85-84		Marquette	Milwaukee	L 71-79
	Boston College**	New York	L 90-96		Southern Mississippi	Hattiesburg	W 75-72
1966-67	Southern Illinois*	Louisville	W 70-66	1997-98	DePaul	Chicago	W 85-82
1967-68	Kansas*	Louisville	L 76-84	1999-00	Marquette	Milwaukee	L 64-66
	Wichita St.	Wichita	W 93-91	2000-01	UNLV	Maui, Hawaii	W 86-85
	Tulsa	Louisville	W 76-67		Tulane	New Orleans	W 87-84
1968-69	St. Louis*	St. Louis	W 81-80		Marquette**	Milwaukee	W 77-74
	Tulsa	Louisville	W 83-81	2001-02	Charlotte	Louisville	W 90-88
1969-70	St. Louis	Louisville	W 62-60	2002-03	Ohio State	Columbus	W 72-64
1970-71	Wichita St.	Louisville	W 98-97		DePaul	Chicago	L 76-79
1971-72	Drake*	Des Moines	W 79-77	2003-04	Iowa	Indianapolis	L 69-70
1972-73	Wichita St.*	Wichita	W 78-75		Cincinnati	Cincinnati	L 61-66
1973-74	Bradley	Peoria	W 87-84		DePaul	Louisville	L 58-60
1974-75	Bradley	Louisville	W 82-80	2004-05	West Virginia	Albuquerque	W 93-85
	Drake	Louisville	W 55-53	2005-06	Notre Dame	Louisville	W 89-86
	UCLA	San Diego	L 74-75		Marquette	Louisville	W 67-60
	Syracuse	San Diego	W 96-88	2006-07	West Virginia *	New York	W 82-71
1975-76	West Texas St.	Louisville	L 78-84	2007-08	Pittsburgh	New York	L 69-76
1975-76	Idaho St.*	Idaho	W 52-51				
	Tulsa	Louisville	W 98-90				

* Double Overtime ** Triple Overtime



U of L's 35-Point Club

(35 points or more in a game)

Name	Opponent, Date	FGM-FGA	FTM-FTA	Pts.	Name	Opponent, Date	FGM-FGA	FTM-FTA	Pts.
Wes Unseld	vs. Georgetown, Dec. 1, 1967	18-26	9-12	45	Bud Olsen	vs. Marquette, Feb. 21, 1962	14-19	7-9	35
Bud Olsen	vs. Ky. Wesleyan, Mar., 3, 1962	18-23	8-12	44	Wes Unseld	vs. Boston Col., Mar. 12, 1966	13-19	9-10	35
Butch Beard	vs. Bradley, Jan. 14, 1967	20-25	1-2	41	Butch Beard	vs. SMU, Dec. 11, 1968	12-22	11-13	35
Charlie Tyra	vs. Notre Dame, Dec. 22, 1956	12-16	16-16	40	Darrell Griffith	vs. West Virginia, Feb. 14, 1980	16-23	3-5	35
Charlie Tyra	vs. Morehead St., Jan. 4, 1956	16-*	6-7	38	Everick Sullivan	vs. Chaminade, Nov. 24, 1989	16-22\$	1-1	35
Reece Gaines	vs. Saint Louis, Feb. 5, 2002	14-23 +	3-5	37	DeJuan Wheat	vs. UAB, Jan. 17, 1996	10-15^	11-17	35
Phil Rollins	vs. Eastern Ky., Dec. 29, 1955	15-*	7-*	37					
Junior Bridgeman	vs. Rutgers, Mar. 15, 1975	15-18	6-7	36					
Allen Murphy	vs. American, Mar. 17, 1973	16-28	4-6	36					
Chuck Noble	vs. Ky. Wesleyan, Feb. 5, 1953	17-28	2-4	36					
Charlie Tyra	vs. Marquette, Dec. 15, 1956	14-25	8-*	36					
Wes Unseld	vs. Northwestern, Dec. 9, 1967	13-21	10-13	36					
Charlie Tyra	vs. Marquette, Dec. 21, 1955	14-*	7-*	35					

*Records not available. \$ Includes 2-3 three-point goals.

^ Includes 4-6 three point goals. + Includes 6-11 three point goals.

