

UNIVERSITY OF NORTH DAKOTA FIGHTING SIOUX

HOCKEY




2008-09 Media Guide

WE ARE 1 WE ARE
NORTH DAKOTA



TM



Zach Parise,
New Jersey Devils

Sioux in the Pros




UND NHL Draft Picks under Dave Hakstol


Player	Team	Round	Overall
2008			
David Toews	New York Islanders	3rd	66th
Corey Fienhage	Buffalo Sabres	3rd	81st
Brett Hextall	Phoenix Coyotes	6th	159th
Andrew MacWilliam	Toronto Maple Leafs	7th	188th
Joe Gleason	Chicago Blackhawks	7th	192nd
2007			
Jason Gregoire	New York Islanders	3rd	76th
Matt Frattin	Toronto Maple Leafs	4th	99th
Brad Malone	Colorado Avalanche	4th	105th
Brett Bruneteau	Washington Capitals	4th	108th
Ben Blood	Ottawa Senators	4th	120th
Brad Eidsness	Buffalo Sabres	5th	139th
2006			
Jonathan Toews	Chicago Blackhawks	1st	3rd
Michael Forney	Atlanta Thrashers	3rd	80th
Derrick LaPoint	Florida Panthers	4th	116th
2005			
Brian Lee	Ottawa Senators	1st	9th
T.J. Oshie	St. Louis Blues	1st	24th
Joe Finley	Washington Capitals	1st	27th
Taylor Chorney	Edmonton Oilers	2nd	36th
Andrew Kozek	Atlanta Thrashers	2nd	53rd
Chris VandeVelde	Edmonton Oilers	4th	97th
Matt Watkins	Dallas Stars	5th	160th



Jonathan Toews,
Chicago Blackhawks




TJ Oshie
St. Louis Blues



Matt Jones,
Phoenix Coyotes



Matt Greene,
Los Angeles Kings



Mike Commodore,
Columbus Blue Jackets



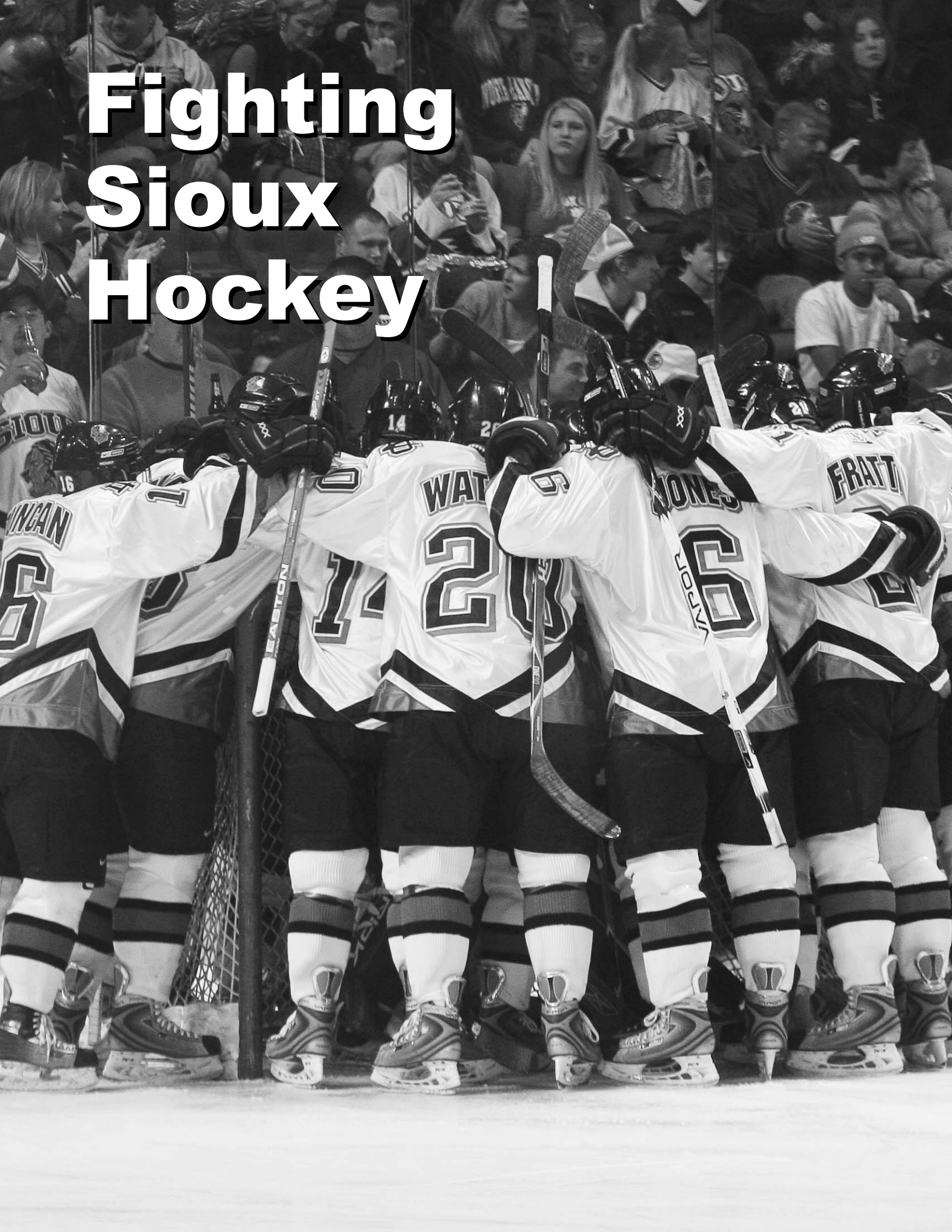
Travis Zajac,
New Jersey Devils



Drew Stafford,
Buffalo Sabres

NHL is a registered trademark and the NHL Shield is a trademark of the National Hockey League. NHL and team marks are the property of the NHL and its teams. Copyright (use symbol) NHL 2006. Used with permission of the National Hockey League. NHL photos courtesy of the Boston Bruins, Carolina Hurricanes, New Jersey Devils, Edmonton Oilers, Phoenix Coyotes, Chicago Blackhawks, St. Louis Blues and Getty Images. Matt Jones photo by Norm Hall.

Fighting Sioux Hockey



GENERAL INFORMATION



Junior defenseman Chay Genoway and senior forward Matt Watkins (20).

PHOTO CREDITS

Cover photos of new Ralph Engelstad Arena by UND photographer Chuck Kimmerle. Front and back action photos by Kory Wallen for UND athletics. Inside back photos by Steve Dykes, Frank Mazzocco and Larry Radloff. Photo illustration by Fine Print of Grand Forks.

Page 63 photo and page 80 celebration photo by Frank Mazzocco.

2007-08 action photo credits to Kory Wallen. Other photo credits to Neil DeKrey, Mike Mohaupt, Scott Gaddini, Chuck Kimmerle, Pat Miller, Dr. Robert Fischer and Caulfield Studios except where noted.

All professional player photos from pages 117 to 125 courtesy of NHL teams as noted in that section. Photo on page 126 courtesy of Rimrock Photography and Colorado Eagles.

2008-09 Fighting Sioux Schedule

Schedule & TV information subject to change

Date	Opponent	Time	Local TV
Oct 5	MANITOBA (EXH.)	6:07 p.m.	FSSN
Oct 10	at Boston University [^]	6:30 p.m.	
Oct 11	vs. Massachusetts [^]	3:30 p.m.	
Oct 17	at Minnesota State *	7:37 p.m.	
Oct 18	at Minnesota State *	7:07 p.m.	
Oct 31	WISCONSIN *	7:37 p.m.	FSSN
Nov 1	WISCONSIN *	7:07 p.m.	FSSN
Nov 7	at Colorado College *	8:37 p.m.	
Nov 8	at Colorado College *	8:07 p.m.	
Nov 14	ALASKA ANCHORAGE *	7:37 p.m.	FSSN
Nov 15	ALASKA ANCHORAGE *	7:07 p.m.	FSSN
Nov 21	at Minnesota Duluth *	7:37 p.m.	
Nov 22	at Minnesota Duluth *	7:07 p.m.	
Nov 28	CORNELL	7:37 p.m.	FSSN
Nov 29	CORNELL	7:07 p.m.	FSSN
Dec 5	at Harvard	6 p.m.	
Dec 6	at Harvard	6 p.m.	
Dec 12	ST. CLOUD STATE *	7:37 p.m.	FSSN
Dec 13	ST. CLOUD STATE *	7:07 p.m.	FSSN
Dec 19	U.S. 18s (NTDP) (EXH.)	7:37 p.m.	FSSN
Dec 27	vs. Michigan State [#]	6:36 p.m.	
Dec 28	vs. Mich. or Mich. Tech [#]	3:06 or 6:36 p.m.	
Jan 2	at Bemidji State	7:35 p.m.	
Jan 3	BEMIDJI STATE	7:07 p.m.	FSSN
Jan 9	MINNESOTA *	7:37 p.m.	FSSN
Jan 10	MINNESOTA *	7:07 p.m.	FSSN
Jan 16	at Michigan Tech *	6:07 p.m.	
Jan 17	at Michigan Tech *	6:07 p.m.	
Jan 23	DENVER *	7:37 p.m.	FSSN
Jan 24	DENVER *	7:07 p.m.	FSSN
Jan 30	at St. Cloud State *	7:07 p.m.	
Jan 31	at St. Cloud State *	7:07 p.m.	
Feb 13	MINNESOTA STATE *	7:37 p.m.	FSSN
Feb 14	MINNESOTA STATE *	7:07 p.m.	FSSN
Feb 20	at Alaska Anchorage *	10:07 p.m.	
Feb 21	at Alaska Anchorage *	10:07 p.m.	
Feb 28	COLORADO COLLEGE *	3:37 p.m.	FSSN
Mar 1	COLORADO COLLEGE *	3:37 p.m.	FSSN
Mar 6	at Wisconsin *	7:07 p.m.	
Mar 7	at Wisconsin *	7:07 p.m.	
Mar 13-15	WCHA First Round		
Mar 19-21	WCHA Final Five (St. Paul, Minn.)		
Mar 27-28	NCAA East Regional (Bridgeport, Conn.)		
Mar 27-28	NCAA West Regional (Minneapolis, Minn.)		
Mar 28-29	NCAA Midwest Regional (Grand Rapids, Mich.)		
Mar 28-29	NCAA Northeast Regional (Manchester, N.H.)		
Apr 9-11	at NCAA Frozen Four @ Washington, D.C.		

All times Central time; * - WCHA game; Home games in **BOLD**

FSSN: Fighting Sioux Sports Network – Ch. 23 in Grand Forks
(Check local listings for cable stations carrying FSSN)

All games are on radio on Clear Channel's KQHT "The FOX" 96.1 FM. (Check local listings for affiliate stations)

DIRECTORY/MEDIA INFORMATION

2008-09 Schedule	2
Table of Contents	3
UND Athletic Media Relations	4
Media Information	5
Quick Facts	6

2008-09 SEASON PREVIEW

Outlook	8-10
Roster	11

PLAYER PROFILES (RETURNEES)

Davidson, Brent	12
Duncan, Ryan	13-14
Finley, Joe	15
Frattin, Matt	16
Genoway, Chay	17
Jones, Zach	18
Kozek, Andrew	19
LaPoint, Derrick	20
Malone, Brad	21
Martens, Ryan	22
Marto, Jake	23
Miller, Brad	24
Trupp, Evan	25
VandeVelde, Chris	26
Walski, Aaron	27
Watkins, Matt	28
Zajac, Darcy	29

PLAYER PROFILES (NEWCOMERS)

Blood, Ben	30
Eidsness, Brad	30
Fienhage, Corey	31
Gregoire, Jason	31
Harrington, Graeme	32
Hextall, Brett	32
Lamoureux, Mario	33
Toews, David	33

STAFF

Head Coach Dave Hakstol	36-39
Associate Coach Cary Eades	40
Assistant Coach Dane Jackson	41
Coaching & Support Staff	42

OPPONENTS (WCHA)

WCHA Composite Schedule	42
Alaska Anchorage	45
Colorado College	45
Denver	45
Michigan Tech	46
Minnesota	46
Minnesota Duluth	46
Minnesota State	47
St. Cloud State	47
Wisconsin	47

OPPONENTS (NON-CONFERENCE)

Bemidji State	48
Boston University	48
Cornell	48
Harvard	49
Massachusetts	49
Michigan	49
Michigan State	50
All-Time Record vs. Opponents	51
Series Records vs. Opponents	52-59
UND Career Scoring vs. Opponents	60
UND Results & Attendance in the new Ralph Engelstad Arena	61-62

2007-08 SEASON REVIEW

Season Recap	64-67
Season Game-by-Game Results	68
Statistics	69
Game-by-Game Scoring	70
Game Summaries	71-79
Season Superlatives	81
Game-by-Game Lines	82
The WCHA	83
WCHA Honors	84
WCHA Leaders	85-86

FIGHTING SIOUX HISTORY

UND Hockey Beginnings	88
UND Hockey Chronology	89-94
1959 NCAA Champions	95
1963 NCAA Champions	96
1980 NCAA Champions	97
1982 NCAA Champions	98
1987 NCAA Champions	99
1997 NCAA Champions	100
2000 NCAA Champions	101
UND in the WCHA Playoffs	102-104
UND in the NCAA Playoffs	105
All-Time NCAA Champions	106

HONORS AND AWARDS

The Hobey Baker Award	108-109
UND Honor Roll	109-113
UND All-Americans	114-115
UND Olympians Photo Gallery	116
Fighting Sioux in the NHL	117-125
Fighting Sioux in the Minors	126
Fighting Sioux in the NHL Draft	127-128

FIGHTING SIOUX RECORDS

Team	130-131
The Last Time it Happened	131
Individual	132-133
Single-Season Top 10s	134-136
Career Top 10s	137-138
All-time Shutouts	139
The Century Club	140
All-Time Coaches	141
Year-by-Year Team Leaders	142
Year-by-Year W-L-T	142
Year-by-Year Results/Stats	143-160
All-Time Roster (Skaters)	161-169
All-Time Roster (Goalies)	170-171
All-Time UND Numbers	172-176

RALPH ENGELSTAD ARENA

Ralph Engelstad Arena	177-179
Ralph Engelstad Biography	180

HOCKEY ALUMNI INFORMATION

UND National Alumni Hockey Committee	181
UND Athletic Hall of Fame	182-184

UNIVERSITY OF NORTH DAKOTA

The University	UND-1-3
University Administration	UND-4
Athletic Administration	UND-5-6
Head Coaches Directory	UND-7
Athletic Facilities	UND-8-10
Strength Training	UND-11
Sports Medicine	UND-12
Academic Success	UND-13
National Champions	UND-14
Conference Dominance	UND-15
About Grand Forks	UND-16

UND MEDIA RELATIONS INFORMATION

Fighting Sioux Athletic Media Relations



Interim Director/Men's Hockey Contact:

Jayson Hajdu

Office Phone: (701) 777-2985

Cell Phone: (701) 740-7659

Email: jaysonhajdu@mail.und.nodak.edu

Jayson Hajdu is in his first year as UND's interim director of media relations after spending six years as an assistant media relations director at

UND. He is the primary contact for UND men's hockey, men's and women's cross country and women's tennis.

A member of the College Sports Information Directors of America (CoSIDA), Hajdu has garnered 21 CoSIDA Publications Awards, including seven "Best in the Nation" citations.

In June of 2008, Hajdu was one of UND's 11 recipients of the North Central Conference Legacy Award.

Hajdu is a 2000 graduate of UND with a bachelor's degree in communication. A native of Regina, Saskatchewan, Hajdu served as a graduate assistant in the UND athletic media relations office in 2000 and 2001.



Assistant Director: Christy Kramer

Office Phone: (701) 777-4210

Cell Phone: (320) 740-226-2420

Email: christykramer@mail.und.nodak.edu

Christy Kramer is in her first year as assistant director of media relations at UND. She is the primary contact for UND football, women's basketball and baseball.

A Ft. Pierre, S.D., native, Kramer graduated from St. Cloud State in 2003 with a bachelor's degree in public relations/advertising. She also received a master's degree in the same field in 2005 from SCSU. While at SCSU, Kramer served as a media relations graduate assistant for swimming and diving, baseball and track and field/cross country.

Prior to UND, Kramer was the sports information intern at the University of North Carolina at Greensboro. With the Spartans, she served as the primary contact for women's soccer, wrestling and baseball.



Publications Editor: Matt Schill

Office Phone: (701) 777-2668

Cell Phone: (218) 791-9561

Email: mattschill@mail.und.nodak.edu

Matt Schill is in his fourth year as publications and new media editor at UND. He is the primary contact for UND's athletic web site, www.fightingsioux.com,

edits the department's semiannual Spotlight publication, assists in the production of UND athletics publications and coordinates UND athletics photography.

Schill is a 2005 graduate of UND with a bachelor's degree in social science. A native of Grand Forks, N.D., Schill was the sports editor of the Dakota Student while an undergraduate and has also worked for the Grand Forks Herald.

Local Media Outlets

PRINT

Grand Forks Herald
Brad Schlossman, Beat Writer
P.O. Box 6008
Grand Forks, N.D. 58206
Phone: (701) 780-1129
Fax: (701) 795-4603
bsshlossman@gfherald.com

Fargo Forum
P.O. Box 2020
100 North Fifth
Fargo, N.D.
Phone: (701) 241-5546
Fax: (701) 241-5487
sports@forumcomm.com

Dakota Student
P.O. Box 8177
University of North Dakota
Grand Forks, N.D. 58202
Phone: (701) 777-2677
Fax: (701) 777-3137
letters@thedakotastudent.com

WIRE SERVICE

Associated Press
P.O. Box 1018
Bismarck, N.D. 58502-1018
Phone: 800-472-2186
Fax: (701) 224-0158

RADIO

KQHT-FM (Clear Channel)
Tim Hennessy, Sports Director
505 University Ave.
Grand Forks, ND 58201
Phone: (701) 746-1417
Fax: (701) 746-1410
cctimh@hotmail.com

KCNN / KNOX
Leighton Broadcasting
667 Demers Ave.
Grand Forks, N.D. 58201
Phone: (701) 775-4611
Fax: (701) 746-0540

TELEVISION

WDAZ-TV (ABC)
Pat Sweeney, Sports Director
P.O. Box 12639
Grand Forks, N.D. 58208-2639
Phone: (701) 775-2511
Fax: (701) 746-4507
sports@wdaz.com

KVLY-TV (NBC)
Scott Peters, Sports Director
P.O. Box 1878
1350 21st Ave. S.
Fargo, N.D. 58103
Phone: (701) 237-5211
Fax: (701) 232-0493
scottp@valleynewslive.com

KXJB-TV (CBS)
Eric Hanson
P.O. Box 1878
1350 21st Ave. S.
Fargo, N.D. 58103
Phone: (701) 282-0444
Fax: (701) 282-9331
erich@valleynewslive.com

KVRR-TV (FOX)
Greg Enkers, Sports Dir.
4015 9th Ave. S
Fargo, N.D. 58103-2198
Phone: (701) 277-1515
Fax: (701) 277-9656
genkers@kvrr.com

Full-time Interns:
Student Assistants:

Tracy Jentz, Derek Koenen
Whitney Bauer, Kelsey Brockberg,
Ryan Hanson, Lisa Martinez,
Jessica Voll

Fighting Sioux Athletics on the Web: www.fightingsioux.com

Mailing Address:

Athletic Media Relations
UND Athletics
Hyslop Sports Center Room 120
2751 2nd Avenue North Stop 9013
Grand Forks, ND 58202-9013

PRESS BOX

The press box is located on the east side of Engelstad Arena.

Press may enter the arena at the main entrance (east side) and sign in to pick up their credentials between the Sioux Shop and main office. Media parking will be available in the NE parking lot. You must have a media parking pass (call in advance) to enter the lot or you will be directed to the general parking lots. Members of the press will be seated in the main press box based on space availability.

MEDIA CREDENTIALS

Credentials will be issued ONLY to working media, sports information personnel, league officials or staff members of competing institutions with a legitimate need for access to the press box. All requests for working media credentials for the 2007-2008 season must be made in advance with Jayson Hajdu (701-777-2985) in the UND Media Relations Office.

Please make requests at least one week prior to the game you plan on covering. You may pick up your parking passes in the Ralph Engelstad Arena main office before 4 p.m. on game days.

INTERVIEWS

Requests for interviews with players or members of the coaching staff may be made through the UND Media Relations Office. Players will return phone calls from the media either collect or from the media relations office. Please make arrangements through the Media Relations Office. Mid-morning is the best time to reach Head Coach Dave Hakstol. Players and coaches are available for media interviews between 2 and 2:30 p.m. Wednesdays during the season. It would be appreciated if media would call ahead to inform the Media Relations Office of their attendance at practice.

Coach Hakstol will be available for pregame and postgame interviews. Players will be available in the media room for postgame interviews only. The locker room and the training room are **off limits** to the media.

NO media interviews will be conducted with players prior to games.

RADIO AND TELEVISION

The Engelstad Arena press box has two electronic media booths from which on-air radio talent may broadcast games. One is reserved for UND's home radio station and one for the visiting radio station. On-air television talent can also be accommodated. Stations wishing to broadcast games from Engelstad Arena are asked to contact Dan Benson in the UND Media Relations Office at least three weeks in advance of the games you intend to cover.

PHOTOGRAPHERS

Photography credentials are issued to media and departmental photographers only. Photographers must remain in designated areas of the arena. Penalty box space is limited and space will be assigned as available.

PRESS BOX OPERATIONS

Game programs, game notes, line charts, statistics and media guides will be available in the press box prior to all home games.

Shot charts and period statistics will be distributed after each period while a complete game summary will be available approximately 10 minutes after the contest.

Remote statistics displays provide radio and television announcers with information on scoring, penalties and other game information.

Media have access to phones (credit card and collect calls), electrical outlets and wireless internet access in the press box.

Cheering and betting in the press box will not be tolerated and violators will be removed from the press box.

ON RADIO AND TELEVISION

The University of North Dakota renewed its contract with Clear Channel Communications (N.D.) in June 2008 to broadcast Fighting Sioux men's and women's hockey, football and men's and women's basketball games.

Twenty-two stations broadcast Sioux Sports throughout North Dakota, Minnesota, and Canada. The flagship station for Sioux hockey is KQHT "The FOX" 96.1 FM. Play-by-play duties will be handled by Tim Hennessy.

Additional Clear Channel stations carrying Sioux hockey include: KFGO Fargo 790 AM, KFYZ Bismarck 550 AM, KRRZ Minot 1390 AM, KLTC Dickinson 1460 AM, KNDK Langdon 1080 AM, and KQ92 Warroad, 92.5 FM.

All home games can be seen on the Fighting Sioux Network through Midcontinent Cable. Viewers in the Grand Forks area can find the Fighting Sioux Network on Ch. 23; home games are also broadcast via satellite for the benefit of those outside the Grand Forks viewing area. For satellite coordinate information, please contact the UND Media Relations Department or visit the Ralph Engelstad Arena website at www.theralph.com.

A select number of games may also be shown live on WDAZ-TV (ABC) this season, although details have not yet been finalized. Check with the UND Media Relations Office during the season for any changes or additions to the live television schedule.

Credits

The 2008-09 University of North Dakota men's hockey media guide is a production of the UND Athletic Media Relations Office.

The guide was designed, written and edited by Dan Benson, with assistance from Jayson Hajdu. Research assistance provided by student assistants Ryan Hanson and Lisa Martinez. Editing assistance also provided by Publications Editor Matt Schill.

Cover design and printing by Fine Print Inc, Grand Forks, N.D. Photo credits listed on page 2.

Copies of this publication are available to the general public by mail order for \$15.00 each. Please send a check or money order (U.S. funds), payable to UND Athletics, to the UND Athletic Media Relations Office, P.O. Box 9013, Grand Forks, ND 58202.

QUICK FACTS

Fighting Sioux **Men's Hockey Quick Facts**

Location: Grand Forks, N.D. 58202
Founded: 1883
Enrollment: 12,748 (Fall 2008)
Nickname: Fighting Sioux
School Colors: Kelly Green and White
National Affiliation: NCAA Division I
Conference: Western Collegiate Hockey Association (WCHA)
First Year of Hockey: 1929-30, first collegiate season – 1946-47
President: Dr. Robert Kelley
Athletic Director: Brian Faison
Faculty Representative: Sue Jenö
Head Hockey Coach: Dave Hakstol (North Dakota, '96)
Career Record/Years: 106-56-15, Fifth year
Associate Head Coach: Cary Eades (North Dakota, '82)
Assistant Coach: Dane Jackson (North Dakota, '92)
Volunteer Assistant Coach: Scott Koberinski
2007-08 Overall Record: 28-11-4
2007-08 WCHA Record: 18-7-3 (2nd)
Letterwinners Returning: 17 (11 F; 5 D; 1 G)
Letterwinners Lost: 7 (4 F; 2 D; 1 G)
Newcomers: 8 (4 F, 2 D, 2 G)

Home Arena: Ralph Engelstad Arena (11,634)
Press Box Phone: 701-777-3571/3572
Opened: October 5, 2001
Rink Size: main 200' x 85', practice 200' x 100'

Fighting Sioux **Men's Hockey Staff Directory**

Area Code:701
Head Coach: Dave Hakstol777-3118
davehakstol@mail.und.nodak.edu
Associate Head Coach: Cary Eades777-2654
caryeades@mail.und.nodak.edu
Assistant Coach: Dane Jackson777-3117
danejackson@mail.und.nodak.edu
Volunteer Assistant Coach: Scott Koberinski773-3103
Administrative Assistant: Cheryl Gilbertson777-3103
cherylgilbertson@mail.und.nodak.edu
Hockey Athletic Trainer: Mark Poolman, ATC ...777-3107
mpoolman@medicine.nodak.edu
Hockey Equipment Manager: Pat Swanson777-3110
patswanson@mail.und.nodak.edu
Dir. of Strength & Conditioning: Mark Poolman .777-3107
Arena Manager: Dennis Gunderson777-3106
Hockey Office Fax:777-2574



UND students celebrate after a Fighting Sioux goal.

Visit the official website of
 Fighting Sioux Athletics at:
www.fightingsioux.com

2008-09 Season Preview



SEASON PREVIEW

By Dan Benson

Four years, four NCAA Frozen Fours.

The UND men's hockey team is the only team in the nation to have played on the last weekend of the college hockey season in each of the last four seasons.

During that same four-year stretch, no Western Collegiate Hockey Association team has won more postseason games than North Dakota (23 playoff wins), and UND's overall playoff record (23-9) and winning percentage (.719) are better than any other WCHA team.



Fifth-year head coach Dave Hakstol

UND's recent success is not a new trend. The school has a tradition of playoff excellence, evidenced by its seven national titles and NCAA-record postseason winning percentage of .690.

Although the program's high expectations will have the Fighting Sioux gunning for a fifth consecutive trip to the Frozen Four, the start of a new season means the start of a building process for UND.

The 2008-09 Fighting Sioux have a balanced roster that will be led by 11 juniors and seniors, with six sophomores and eight freshmen also expected to play key roles.

"It's a pretty exciting group," said UND head coach Dave Hakstol. "We have an extremely strong group of players in our junior and senior classes with excellent ability and great character. You look at our sophomore class and you see the potential of great things to come. I think that the sophomore group of six will be a real key to this year's team.

"We also feel we have a very good incoming freshman class. Included in this class is a great mix of talent and experience levels that should make for a very effective class."

Following is a position-by-position look at the 2008-09 Fighting Sioux:

Between the pipes

Gone from last year's team is top 10 Hobey Baker Award finalist Jean-Philippe Lamoureux – one of the best goalies in UND school history. Lamoureux graduated after finishing second in the nation last season in both save percentage and goals against average.

Despite the loss of Lamoureux, Hakstol said UND will be strong at the goalie position this season.

"We have three goaltenders that have played a lot of hockey," Hakstol said. "They haven't played a lot of minutes at this level, but they have played a lot of hockey, and there is good maturity within this group of three.

"We look to develop a great goaltender tandem. We expect this tandem to emerge and develop throughout the first half of the season."

The lone returning goalie is senior **Aaron Walski** (Fargo, N.D.). Walski, who has played in just three career games, started his first college game last season. He made the most of it, stopping all 13 shots he faced in a 1-0 shutout win over visiting Bemidji State on Feb. 24.

"Everybody in the locker room knows how good a goaltender Aaron is," Hakstol said. "They have great confidence in him, and he's going to provide stability into our goaltending situation even though he doesn't have a lot of games played."

UND's two new goalies are freshmen **Brad Eidsness** (Chestermere, Alberta) and **Graeme Harrington** (Glenside, Saskatchewan).

Eidsness, who played for Okotoks of the Alberta Junior Hockey League last season, was drafted by the Buffalo Sabres in the fifth round (139th overall) of the 2007 National Hockey League Entry Draft. He will be UND's first goalie to be drafted by an NHL team since Toby Kvalevog in 1993 (9th round by Ottawa).

Last season Eidsness was named the AJHL's most valuable player after he posted a regular season record of 29-4-4, a 2.12 goals against average and .933 save percentage.

"Brad Eidsness has proven that he's a top-end goaltender," Hakstol said. "He has a pretty exciting and bright future. We feel like he is going to be a freshman that is going to come in and be ready to play."

Harrington, who will be a 21-year old freshman for UND, played for the last two seasons with the Dryden Ice Dogs of the Superior International Junior Hockey League. In 32 games in



Senior Aaron Walski

2007-08, Harrington had a 21-10-0 record, 2.95 goals against average and .904 save percentage. He was also the recipient of the SIJHL's Scholar/Talent award.

"Graeme Harrington has great maturity and has been through a lot of battles in junior hockey," Hakstol said. "He has proven that he is a good goaltender and he will raise the level of competition at this position."

On the Blueline

Last year UND's defensemen were a major reason that the Fighting Sioux allowed just 80 goals, the fewest the Sioux have allowed since they allowed 80 in a 33-game schedule in the 1967-68 season. Last season's 1.86 goals against average was the team's best in school history.

With five experienced defensemen returning and two promising freshmen coming in, UND's "D-corps" should again be a strong suit.

Seniors **Joe Finley** (Edina, Minn.) and **Zach Jones** (Lisle, Ill.) and junior **Chay Genoway** (Morden, Manitoba) will anchor the group.

"We have very high expectations for them," Hakstol said. "They are all very different players, but we expect some great stability from those three, including good leadership and good solid minutes on the ice."

Genoway earned second team All-WCHA honors and was the team's fourth-leading scorer last season, with eight goals and 21 assists in 38 games. One of the quickest defensemen in the WCHA, Genoway is equally adept at making an outlet pass or carrying the puck from end to end.

Finley had his best offensive season last year, scoring four goals and adding 11 assists, and had a team-best +24 plus/minus rating in 43 games. It was the second year in a row that Finley has led the Sioux in plus/minus. He was a team-best +19 in 41 games as a sophomore in 2006-07. For his career, Finley is a +61 in 127 games.

Jones has become one of the steadiest and most reliable defensemen in the WCHA. Although he did not record a point in 41 games last season, Jones is a disciplined player who has decreased his penalty minutes each season while still maintaining a very physical style of play.

UND will be counting on two sophomore defensemen – **Jake Marto** (Grand Forks, N.D.) and **Derrick LaPoint** (Eau Claire, Wis.) – to continue to make strides in their development.

"They were thrown into a lot of good, tough game situations last year, and they reacted very well," Hakstol said.

Marto had two goals and six assists in 28 games, while LaPoint had two goals and five assists in 31 games.

UND will have two rookie defensemen again this season in **Ben Blood** (Plymouth, Minn.) and **Corey Fienhage** (Apple Valley, Minn.). Blood stands 6-4, while Fienhage is 6-2, and both play a physical game, Hakstol said, while also possessing good puck-moving skills.

"They are big physical players who play with an edge," Hakstol said. "They'll need to make the adjustment to this level and become good steady D-men for us, day in and day out."



Senior Ryan Duncan

Up Front

UND returns five senior forwards, with **Ryan Duncan** (Calgary, Alberta) leading the way.

Duncan followed up his Hobey Baker Award-winning sophomore season in 2006-07 with another outstanding performance last year, when he tied for the team lead with 18 goals and added 22 assists. Among his 18 goals were six power-play goals and four game-winning goals.

The leading active career scorer in Division I men's hockey, Duncan enters the season with 133 career points, five more than Boston College's Benn Ferriero, who has 128 career points. Notre Dame's Erik Condra is third among active Division I players with 120 career points.

Duncan has 30 more career points than any other current WCHA player, and if he scores 37 points this season, he will move into the top 15 on UND's all-time career scoring list.

Also returning are senior forwards **Andrew Kozek** (Sicamous, British Columbia), **Matt Watkins** (Aylesbury, Saskatchewan), **Brad Miller** (Alpharetta, Ga.) and **Ryan Martens** (Selkirk, Manitoba).

"We know what to expect from those guys," Hakstol said. "Ryan Duncan has proven to be one of the premier players in the game at our level. Andrew Kozek had a breakout year last year, scoring 18 goals. What's the limit for him? I think the sky is the limit for Andrew this year."

Watkins is a smooth skater who scored eight goals and had 10 assists last season. Miller (five goals, five assists) and Martens (one goal, nine assists) are skilled and experienced players who have played in 87 and 58 career games, respectively.

Chris VandeVelde (Moorhead, Minn.) and **Darcy Zajac** (Winnipeg, Manitoba) are the two returning junior forwards for the Sioux.

SEASON PREVIEW

“After having a good freshman year, Chris VandeVelde elevated himself in his sophomore year to be one of the top players in the league,” Hakstol said.

VandeVelde scored 15 goals and added 17 assists last season, while Zajac had three goals and five assists.

Hakstol is looking for continued development from his four sophomore forwards – **Matt Frattin** (Edmonton, Alberta), **Evan Trupp** (Anchorage, Alaska), **Brad Malone** (Miramichi, New Brunswick) and **Brent Davidson** (Morden, Manitoba).

“I’m excited to see their development as sophomores,” Hakstol said. “Their readiness to assume larger roles will play a major factor in getting us off to a good start.”

Frattin scored four goals and had 11 assists, while Trupp had eight goals and five assists. One of Trupp’s goals, an overtime game winner on Feb. 1 at Minnesota, was named the top play of the day on ESPN’s “Sports Center.”

Malone gained valuable experience last season, playing in 34 games. Davidson, who played in just five games as a rookie, has made great strides and will compete for more playing time this year, according to Hakstol.

Once again, UND has added a talented group of freshman forwards that will be expected to contribute right away.

Jason Gregoire (Winnipeg, Manitoba) was last season’s United States Hockey League player of the year while playing for the Lincoln (Neb.) Stars. A third round selection of the New York Islanders in 2007, Gregoire scored 37 goals and had 32 assists in 54 regular season games for the Stars last season and then added three goals and nine assists in eight playoff games.

“He’s a guy who simply is good in every area of the game,” Hakstol said. “That’s the best compliment I can pay Jason.”

Brett Hextall (Manhattan Beach, Calif.), who played the past two seasons for Penticton of the British Columbia Hockey League, was one of eight national finalists for the RBC Junior A Hockey League Player of the Year and captured his team’s “most inspirational player” and “fan favorite” awards.

“All you have to do is check his bloodlines and you will know what a quality hockey background he has,” Hakstol said.

Hextall, who was drafted by Phoenix in the sixth round (159th overall) of the 2008 NHL draft, is the son of former NHL goalie Ron Hextall. Brett’s grandfather (Bryan Hextall) and great uncle (Dennis Hextall) also played in the NHL. Dennis Hextall played for UND in 1964-65 and 1965-66.

Mario Lamoureux (Grand Forks, N.D.), the brother of former UND goalie Jean-Philippe Lamoureux and son of former

Sioux goalie Jean Pierre Lamoureux, joins the Sioux after playing for Tri-City in the USHL. Tri-City’s team captain, Lamoureux had nine goals and 32 assists for the Storm in 60 games last season.

Hakstol described Lamoureux as “hard-nosed, a bulldog on the ice ... good hockey sense and someone who plays with a high level of intensity.”

Like Hextall and Lamoureux, freshman forward **David Toews** (Winnipeg, Manitoba) also has family ties to UND. His older brother, Jonathan Toews, is a former Fighting Sioux All-American who was a finalist for NHL rookie of the year honors in 2007-08.

David Toews brings his own outstanding credentials to UND. He scored 44 goals and had 56 assists for Shattuck-St. Mary’s this past season and was drafted in the third round (66th overall) of the NHL draft by the New York Islanders in June.

“I think David Toews is going to carve his own path here,” Hakstol said. “He’s an extremely intelligent player, and he makes plays in all areas of the ice. I’ll make one comparison to Jonathan during his time here, and that’s in his will to win, his hatred to lose and his drive. That runs pretty deep, I think, in the Toews family.”



Sophomore Evan Trupp

The Schedule

UND opens the regular season on Oct. 10-11 at the IceBreaker Invitational in Boston.

The Sioux will open tournament play on Oct. 10 against host Boston University at Agganis Arena and take on UMass the next day.

UND begins its WCHA season the next weekend (Oct. 17-18) with a trip to Mankato, Minn., to take on Minnesota State.

After having the Oct. 24-25 off, the Sioux return home to take on Wisconsin on Oct. 31 and Nov. 1 in the regular-season opening home series.

UND will have three non-conference series this season – the first of which is a two-game series against traditional ECAC power Cornell on Nov. 28-29. It will be the first trip to Grand Forks for the Big Red. The Sioux will play a two-game road non-conference series at Harvard on Dec. 5-6 and a home-and-home series against Bemidji State on Jan. 2-3.

In addition to the season-opening IceBreaker tournament, UND will play in one additional regular season tournament – the Great Lakes Invitational on Dec. 27-28 at Joe Louis Arena in Detroit.

The Sioux will take on Michigan State on the first day of the GLI on Dec. 27 and either Michigan or Michigan Tech on Dec. 28.

2008-09 Fighting Sioux Roster

No.	Name (NHL Rights)	Pos.	S/C	Yr.	Ht.	Wt.	Born	Hometown	Previous Team
2	Joe Finley (WAS)	D	Left	Sr	6-7	245	6/29/87	Edina, Minn.	Sioux Falls-USHL
3	Derrick LaPoint (FLA)	D	Left	So	6-3	187	5/13/88	Eau Claire, Wis.	Green Bay-USHL
4	Corey Fienhage (BUF)	D	Right	Fr	6-3	214	5/4/90	Apple Valley, Minn.	Eastview HS
5	Chay Genoway	D	Left	Jr	5-9	172	12/20/86	Morden, Manitoba	Vernon-BCHL
6	Zach Jones	D	Left	Sr	5-11	200	1/14/87	Lisle, Ill.	U.S. National Under-18
8	Ryan Martens	F	Right	Sr	6-0	207	3/10/85	Selkirk, Manitoba	Quesnel-BCHL
9	Mario Lamoureux	F	Left	Fr	5-9	185	6/18/88	Grand Forks, N.D.	Tri-City-USHL
10	Andrew Kozek (ATL)	F	Left	Sr	5-11	200	5/26/86	Sicamous, British Columbia	Surrey-BCHL
11	Darcy Zajac	F	Right	Jr	6-1	195	9/23/86	Winnipeg, Manitoba	Salmon Arm-BCHL
14	Brad Miller	F	Right	Sr	5-10	174	1/31/86	Alpharetta, Ga.	Green Bay-USHL
15	Brent Davidson	F	Left	So	6-4	212	12/17/86	Morden, Manitoba	Neepawa-MJHL
16	Ryan Duncan	F	Left	Sr	5-6	165	7/14/85	Calgary, Alberta	Salmon Arm-BCHL
17	Jason Gregoire (NYI)	F	Left	Fr	5-11	185	2/24/89	Winnipeg, Manitoba	Lincoln-USHL
18	David Toews (NYI)	F	Right	Fr	5-11	185	6/7/90	Winnipeg, Manitoba	Shattuck St. Mary's
19	Evan Trupp	F	Left	So	5-9	170	10/22/87	Anchorage, Alaska	Penticton-BCHL
20	Matt Watkins (DAL)	F	Left	Sr	5-10	187	11/12/86	Aylesbury, Saskatchewan	Vernon-BCHL
21	Matt Frattin (TOR)	F	Right	So	6-0	200	1/3/88	Edmonton, Alberta	Fort Saskatchewan-AJHL
22	Brad Malone (COL)	F	Left	So	6-2	205	5/20/89	Miramichi, New Brunswick	Sioux Falls-USHL
24	Ben Blood (OTT)	D	Left	Fr	6-4	212	3/15/89	Plymouth, Minn.	Indiana-USHL
25	Jake Marto	D	Left	So	5-11	170	8/11/86	Grand Forks, N.D.	Omaha-USHL
26	Brett Hextall (PHO)	F	Right	Fr	5-11	188	4/2/88	Manhattan Beach, Calif.	Penticton-BCHL
29	Chris VandeVelde (EDM)	F	Left	Jr	6-2	206	3/15/87	Moorhead, Minn.	Lincoln-USHL
30	Aaron Walski	G	Left	Sr	5-11	176	4/16/84	Fargo, N.D.	Bismarck-NAHL
31	Brad Eidsness (BUF)	G	Left	Fr	6-0	173	6/2/89	Chestermere, Alberta	Okotoks-AJHL
35	Graeme Harrington	G	Left	Fr	5-11	186	1/29/87	Glenside, Saskatchewan	Dryden-SIJHL

The Sioux...By Class

Seniors (8)

16 Ryan Duncan, F
 2 Joe Finley, D
 6 Zach Jones, D
 10 Andrew Kozek, F
 8 Ryan Martens, F
 14 Brad Miller, F
 30 Aaron Walski, G
 20 Matt Watkins, F

Juniors (3)

5 Chay Genoway, D
 29 Chris VandeVelde, F
 11 Darcy Zajac, F

Sophomores (6)

15 Brent Davidson, F
 3 Derrick LaPoint, D
 21 Matt Frattin, F
 22 Brad Malone, F
 25 Jake Marto, D
 19 Evan Trupp, F

Freshmen (8)

24 Ben Blood, D
 31 Brad Eidsness, G
 4 Corey Fienhage, D
 17 Jason Gregoire, F
 35 Graeme Harrington, G
 26 Brett Hextall, F
 9 Mario Lamoureux, F
 18 David Toews, F

The Sioux...Geographically

Manitoba (6): Brent Davidson (15), Chay Genoway (5), Jason Gregoire (17), Ryan Martens (14), David Toews (18), Darcy Zajac (11)

Minnesota (4): Ben Blood (24), Corey Fienhage (4), Joe Finley (2), Chris VandeVelde (29)

North Dakota (3): Mario Lamoureux (9), Jake Marto (25), Aaron Walski (30)

Alberta (3): Ryan Duncan (16), Brad Eidsness (31), Matt Frattin (21)

Saskatchewan (2): Graeme Harrington (35), Matt Watkins (20)

Alaska (1): Evan Trupp (19)

British Columbia (1): Andrew Kozek (10)

California (1): Brett Hextall (1)

Georgia (1): Brad Miller (8)

Illinois (1): Zach Jones (6)

New Brunswick (1): Brad Malone (22)

Wisconsin (1): Derrick LaPoint (3)

The Sioux...Alphabetically...Pronunciation

24	Blood, Ben	BLOOD
15	Davidson, Brent	DAVID son
16	Duncan, Ryan	DUNK in
31	Eidsness, Brad	EIDS ness
4	Fienhage, Corey	fin AH ghee
2	Finley, Joe	FINN lee
21	Frattin, Matt	FRAT in
5	Genoway, Chay	GEN o way
17	Gregoire, Jason	greg WAHR
35	Harrington, Graehme	HAIR ing ton
26	Hextall, Brett	HEX tall
6	Jones, Zach	JONES
10	Kozek, Andrew	KOH zek
9	Lamoureux, Mario	MAR ee oh LAM er roo
3	LaPoint, Derrick	la POINT
22	Malone, Brad	ma LONE
14	Martens, Ryan	MAR tens
25	Marto, Jake	MART o
8	Miller, Brad	MILL ur
18	Toews, David	TAVES
19	Trupp, Evan	TRUP
29	VandeVelde, Chris	VAN de vel dee
30	Walski, Aaron	WALL skee
20	Watkins, Matt	WATT kins
11	Zajac, Darcy	ZAY jack

PLAYER PROFILES

Brent Davidson



forward **15**

Class: Sophomore
Born: Dec. 17, 1986
Hometown: Morden, Manitoba
Previous Team: Neepawa (MJHL)
Height: 6-4
Weight: 212
Shoots: Left
NHL Rights: Free Agent
Major: Pre-Entrepreneurship

2007-08 (Freshman): Named UND's Most Improved Player ... Appeared in five games ... Made his collegiate debut on Nov. 30 at Denver ... Earned first letter.

Before UND: Played the previous three seasons in the Manitoba Junior Hockey League (MJHL), tallying 145 points (55g, 90a) in 172 games ... Spent his first year-and-a-half with the Winnipeg Saints before getting traded to the Neepawa Natives in November 2005 ... Led Neepawa in scoring in 2006-07 with 79 points (36 goals, 43 assists) in the regular season ... Scored 22 PPG this past season ... Had 15 points (6g, 9a) in 13 playoff games in 2006-07 ... Played in his first MJHL All-Star Game as a member of the Sher-Wood Division ... Also played golf, badminton and basketball in high school and was on the Honor Roll his last two years.

Personal: Majoring in entrepreneurship ... A 2004 graduate of Morden Collegiate Institute (MCI) in Morden, Manitoba ... Son of Larry and Heather Davidson.

DAVIDSON FILE

Davidson's Career Statistics

OVERALL

Year	GP	G	A	PTS	PEN	PP	SH	GW
07-08	5	0	0	0	2/4	0	0	0
Totals	5	0	0	0	2/4	0	0	0

WCHA

Year	GP	G	A	PTS	PEN	PP	SH	GW
07-08	4	0	0	0	2/4	0	0	0
Totals	4	0	0	0	2/4	0	0	0

Career Game Highs

Goals: n/a
Assists: n/a
Points: n/a
Longest Point Streak: n/a

Career Firsts

Game: 11/30/07 at Denver
Goal: n/a
Assist: n/a

Career Scoring

vs. WCHA Opponents

Alaska Anchorage	1 gp	0-0-0
Colorado College	—	—
Denver	1 gp	0-0-0
Michigan Tech	1 gp	0-0-0
Minnesota	—	—
Minnesota State	1 gp	0-0-0
St. Cloud State	—	—
Minnesota Duluth	—	—
Wisconsin	—	—

Career Scoring

vs. Non-Conf. Opponents

Boston University	—
UMass	—
Cornell	—
Harvard	—
Michigan State	—
Michigan	—
Bemidji State	1 gp 0-0-0



Ryan Duncan



forward **16**

Class: Senior
Born: July 14, 1985
Hometown: Calgary, Alta.
Previous Team: Salmon Arm (BCHL)
Height: 5-6
Weight: 165
Shoots: Left
NHL Rights: Free Agent
Major: Entrepreneurship

DUNCAN FILE

Duncan's Career Statistics

OVERALL

Year	GP	G	A	PTS	PEN	PP	SH	GW
05-06	46	16	20	36	13/26	5	0	3
06-07	43	31	26	57	17/34	17	1	6
07-08	43	18	22	40	20/51	6	2	4
Totals	132	65	68	133	50/111	28	3	13

WCHA

Year	GP	G	A	PTS	PEN	PP	SH	GW
05-06	28	9	12	21	11/22	1	0	1
06-07	28	22	17	39	9/18	13	0	4
07-08	28	9	19	28	14/39	2	2	1
Totals	84	40	48	88	34/79	16	2	6

Career Game Highs

Goals: 3, 3/29/08 vs. Princeton
Assists: 3, 3 times. Most recent 2/15/08 vs. Denver
Points: 4, twice. Most recent 2/15/08 vs. Denver
Longest Point Streak: 10 games (10-12=22), 1/20/07 vs. Bemidji State to 3/2/07 at St. Cloud State

Career Firsts

Game: 10/08/05 vs. Miami
Goal: 10/14/05 vs. Northeastern
Assist: 10/08/05 vs. Miami

Career Scoring

vs. WCHA Opponents

Alaska Anchorage	8 gp	6-5-11
Colorado College	9 gp	4-3-7
Denver	13 gp	7-7-14
Michigan Tech	13 gp	2-11-13
Minnesota	12 gp	7-4-11
Minnesota State	13 gp	7-8-15
St. Cloud State	14 gp	4-7-11
Minnesota Duluth	10 gp	6-8-14
Wisconsin	10 gp	6-1-7

Career Scoring

vs. Non-Conf. Opponents

Boston University	—
UMass	—
Cornell	—
Harvard	2 gp 0-0-0
Michigan State	—
Michigan	2 gp 1-4-5
Bemidji State	6 gp 2-2-4

Leading scorer among all returning NCAA players with 133 career points ... His 65 career goals are the most among active WCHA players ... Tied for 38th on UND's all-time scoring list ... Tied for fourth all-time at UND (w/ Lee Goren, Cary Eades) with 13 career game-winning goals ... Ranks eighth on school's career power-play goals list with 28.

2007-08 (Junior): Served as an assistant captain ... An All-WCHA second team selection ... Named to NCAA Midwest Region All-Tournament team ... Earned second straight All-WCHA Academic honor ... Co-recipient of UND's Archie Krum Memorial Scholarship for leadership qualities, high academic standards and athletic excellence ... Tied for 22nd nationally with four game-winning goals ... Tied for the WCHA lead (w/ Colorado College's Jack Hillen) with 19 assists during conference play ... Ranked sixth in the WCHA scoring race (all games) with 40 points ... Tied for fourth in the conference (all games) with 18 goals ... Ranked ninth in the WCHA (all games) with 22 assists ... Tied for ninth with 13 power-play points and tied for 10th with six power-play goals ... Scored 28 points during conference games to tie for fifth in the league scoring race ... Tied for the team lead (w/ Andrew Kozek, T.J. Oshie) with 18 goals ... Led the team in shorthanded goals (two) and shots on goal (147) ... Ranked second on the team in scoring (40 pts.), power-play goals (six) and plus/minus (+22) ... Named WCHA Offensive Player of the Week on Jan. 8 after scoring two goals and two assists in road sweep of St. Cloud State (Jan. 4-5) ... Notched his first career hat trick in the NCAA Midwest Region semifinal against Princeton (March 29) ... Added another goal in the regional final against host Wisconsin (March 30) ... Collected his 100th career point when he notched two goals and an assist against Colorado College (Nov. 2) in a 6-2 win ... Reached 100 points in his 95th career game, tied for the 21st-fastest pace in Sioux history ... Enjoyed 11 multi-point games ... Matched his career high with four points (1 g, 3 a) against Denver (Feb. 15) ... Enjoyed five games with at least two goals ... Put together a season-long five-game point scoring streak (3g, 4 a) from Dec. 29 to Jan. 12 ... Earned third letter.

2006-07 (Sophomore): Hobey Baker Memorial Award winner ... Only the second UND player ever to win the Hobey Baker Award; former Sioux player Tony Hrkac won in 1987 ... AHCA First Team All-American ... WCHA Player

(continued on page 14)



▶ PLAYER PROFILES

of the Year ... First Team All-WCHA ... Recipient of UND's Jeff Anderson Hockey Scholarship, awarded to the player who is voted team MVP by his teammates ... Named WCHA All-Academic for first time in his career ... One of league-tying high 11 UND players that were named WCHA All-Academic ... InsideCollegeHockey.com National Player of the Year ... Named to InsideCollegeHockey.com's All-WCHA Team ... Tabbed as InsideCollegeHockey.com's WCHA "Breakthrough Player" ... Named to College Hockey News 1st team "All-CHN" squad ... Named 1st team All-USCHO ... Finished season with points in 16 of his last 18 games ... In that 18-game stretch, he had 14 goals and 16 assists for 30 points ... Finished season with 31 goals, 26 assists for 57 points, the fourth-most points in the nation ... His 31 goals were second-best in the nation ... Had 17 power play goals, tying a single-season school record (Doug Smail had 17 in 1979-80) and six game-winning goals ... Had +15 plus/minus rating ... WCHA scoring champion ... Had four points (one goal, three assists) in NCAA West Regional) ... Had goal and assist in WCHA Final Five ... In the regular season, he led the WCHA with 39 points on 22 goals, 17 assists – seven points ahead of second-place finisher (St. Cloud State's Ryan Lasch) ... UND's first scoring champion since Brandon Bochenski shared league scoring title in 2003-04 ... Duncan led all WCHA players in points, goals, PPG and GWG – in both league play and overall ... Three-time WCHA Offensive Player of the Week (Jan. 2, Jan. 16, Jan. 30) and Insidecollegehockey.com's Jan. 30 National Player of the Week ... Tournament MVP at Dartmouth's Dec. 29-30 Ledyard National Bank Tournament Championship in Hanover, N.H., after leading UND to tournament title by producing four points (including three goals) in the tournament ... Led Sioux to 4-1 win over host Dartmouth and 4-2 win over St. Lawrence in championship game ... Helped UND win that tournament while three teammates were playing in World Junior tournament ... Had seven points (4g, 3a) in two-game series (Jan. 26-27) at No. 1-ranked Minnesota, leading UND to sweep of series ... Had eight multi-goal games and 17 multi-point games, including a four-point game and six other three-point games to his credit ... Had career-high four points (2g, 2a) in a 7-3 win at top-ranked Minnesota ... Had 10-game point-scoring streak from Jan. 20 to March 2 ... Had a four-game goal-scoring streak from Feb. 16-24, a team season high ... Scored five goals in the four-game stretch ... Led UND to a .760 winning percentage (17-4-4) in the second half of the season, second to Notre Dame for the best in the nation in the second half ... Duncan's 0.72 goals per game average was third in the nation to Niagara's Ted Cook (0.86) and Northern Michigan's Mike Santorelli (0.73), and his 1.33 point-per-game average was eighth-best in the nation ... Duncan's 17 power play goals ranked second in the nation behind Cook's 21 ... Duncan's 31 goals were the most by a Sioux player since Brandon Bochenski had 35 in 2002-03 ... In the last 15 seasons, only three other UND players have scored 30 goals in a season – they include Bochenski (35 goals in 2002-03), Lee Goren (34 goals in 1999-00) and Bryan Lundbohm (32 goals in 2000-01) ... Duncan has 47 career goals in his first two seasons at UND – in the last 10 years, the only Sioux players to score more goals than Duncan in their freshman and sophomore years were Bochenski (52 goals in 2001-02 and 02-03) and Zach Parise (49 goals in 2002-03 and 03-04) ... Has never missed a game in his UND career, playing in 89 straight to start his career ... Earned second letter.

2005-06: Appeared in all 46 games as a freshman with 16 goals, 20 assists and 36 points ... Ranked fifth on the team in scoring and tied for second in game-winning goals (3) ... Had a career-best six-game point streak (4g, 5a) and four-game goal-scoring streak snapped in the Frozen Four ... Had seven points (4g, 3a) in his last four games ... Was named to NCAA West Region All-Tournament Team after collecting two goals and two assists for four points in two games ... Ranked




fourth on the team with a +19 plus/minus rating ... Had four points (3g, 1a) in two games at the WCHA Final Five, including the game-winning goal in the championship game vs. St. Cloud State (Mar. 18) ... Had 18 points (8g, 10a) in his last 13 games ... Finished 17th in the national rookie scoring race with 0.78 points per game ... Finished year by not having back-to-back games without a point since a three-game scoreless drought from Jan. 7-14 ... Collected an assist in his collegiate debut vs. Miami (Oct. 8) ... Scored his first goal two games later vs. Northeastern (Oct. 14) ... Added an assist for his first multi-point outing ... Ranked second on the team in shots on goal (132) ... Earned first letter.

Before UND: Spent the 2004-05 season playing for Salmon Arm of the BCHL ... Tied for third in league regular season scoring with team-high 91 points (48 goals, 43 assists) ... His 48 goals last season was club record for rookie ... Had club-record 11 goals in BCHL playoffs in 11 playoff games, also tallied 10 assists for 21 points in playoffs ... In 2003-04 played on Shattuck-St. Mary's national midget championship team.

Personal: Majoring in entrepreneurship ... A 2004 graduate of Shattuck-St. Mary's ... Son of Bob and Debbie Duncan ... Father played forward and lettered for three seasons for the Fighting Sioux from 1968 to 1971.

Joe Finley



defenseman **2**

Class: Senior
Born: June 29, 1987
Hometown: Edina, Minn.
Previous Team: Sioux Falls (USHL)
Height: 6-7
Weight: 245
Shoots: Left
NHL Rights: Washington ('05)
Major: Management

FINLEY FILE

Finley's Career Statistics

OVERALL

Year	GP	G	A	PTS	PEN	PP	SH	GW
05-06	43	0	3	3	33/96	0	0	0
06-07	41	1	6	7	32/72	1	0	1
07-08	43	4	11	15	30/79	0	0	1
Totals	127	5	20	25	95/247	1	0	2

WCHA

Year	GP	G	A	PTS	PEN	PP	SH	GW
05-06	27	0	3	3	24/78	0	0	0
06-07	28	1	6	7	19/46	1	0	1
07-08	28	4	10	14	22/60	0	0	1
Totals	83	5	19	24	65/184	1	0	2

Career Game Highs

Goals: 1, 5 times. Most recent 2/16/08 vs. Denver
Assists: 3, 3/03/07 at St. Cloud State
Points: 3, 3/03/07 at St. Cloud State
Longest Point Streak: 3 games (0-3=3) 1/18/08 at Minnesota State to 1/25/08 vs. Alaska Anchorage

Career Firsts

Game: 10/08/05 vs. Miami
Goal: 1/06/07 at Colorado College
Assist: 11/11/05 at Minnesota Duluth

Career Scoring

vs. WCHA Opponents

Alaska Anchorage	8 gp	0-2-2
Colorado College	10 gp	2-1-3
Denver	11 gp	1-1-2
Michigan Tech	13 gp	1-0-1
Minnesota	12 gp	1-0-1
Minnesota State	13 gp	0-5-5
St. Cloud State	14 gp	0-6-6
Minnesota Duluth	10 gp	0-4-4
Wisconsin	10 gp	0-0-0

Career Scoring

vs. Non-Conf. Opponents

Boston University	—
UMass	—
Cornell	—
Harvard	2 gp 0-0-0
Michigan State	2 gp 0-0-0
Michigan	2 gp 0-0-0
Bemidji State	4 gp 0-0-0

2007-08 (Junior): Named to All-WCHA Academic Team for second straight season ... Appeared in all 43 games ... Led the team in plus/minus (+24) for the second straight year ... Achieved career highs in goals (four), assists (11) and points (15) ... Scored 14 of his 15 points and all four of his goals during WCHA games ... Ranked sixth among WCHA defensemen in scoring during league play ... Was a +5 in 6-2 win at St. Cloud State (Jan. 5) ... Put together a career-long three-point scoring streak (three assists) from Jan. 18 to Jan. 25 ... Had a season-high two assists against St. Cloud State (March 8) for his lone multi-point game of the season ... Scored the game-winning goal against Michigan Tech (Jan. 11) ... Earned third letter.

2006-07 (Sophomore): Played in 41 of UND's 43 games ... Led team with a plus/minus rating of +19 ... Had one goal and three assists on the season ... Had career-high three points (all assists) for the first multi-point game of his career in a 7-2 win at St. Cloud State on March 3 ... Named March 6 WCHA Defensive Player of the Week ... Scored the first goal of his career on Jan. 6 at Colorado College; the goal was a power play goal and the game-winning goal in a 2-1 win over CC ... Had 32 penalties, second on the team to Kyle Radke's 49 ... Finley's 72 penalty minutes tied with Zach Jones for second-most on the team ... Named WCHA All-Academic for first time in his career ... One of league-tying high of 11 UND players named WCHA All-Academic ... Earned second letter.

2005-06 (Freshman): Appeared in 43 games as a freshman ... Tied for fifth on the team with a +18 plus/minus rating ... Logged a plus or even plus/minus rating in 13 of his last 14 games ... Ranked fourth on the team with 96 penalty minutes ... Earned his first career points with an assist in back-to-back games at Minnesota Duluth (Nov. 11-12) ... Made his collegiate debut Oct. 8 vs. Miami (OH) ... Earned first letter.


Before UND: Drafted in the first round (27th overall) by the Washington Capitals in the 2005 NHL Entry Draft ... Spent the 2004-05 season with Sioux Falls of the USHL ... Played in 55 games and scored three goals (two power play) and had 10 assists for 13 points, while compiling 181 penalty minutes ... Member of Team World in the 2005 USHL Prospects/All-Star game ... Played two seasons for Edina (Minn.) High School.

Personal: Majoring in management ... A 2005 graduate of Edina High School ... Son of Ray and Mary Jane Finley.



PLAYER PROFILES

Matt Frattin



forward

21

Class: Sophomore
Born: Jan. 3, 1988
Hometown: Edmonton, Alberta
Previous Team: Fort Saskatchewan (AJHL)
Height: 6-0
Weight: 200
Shoots: Right
NHL Rights: Toronto ('07)
Major: Undeclared

FRATTIN FILE

Frattin's Career Statistics

OVERALL

Year	GP	G	A	PTS	PEN	PP	SH	GW
07-08	43	4	11	15	9/18	0	0	0
Totals	43	4	11	15	9/18	0	0	0

WCHA

Year	GP	G	A	PTS	PEN	PP	SH	GW
07-08	28	2	7	9	8/16	0	0	0
Totals	28	2	7	9	8/16	0	0	0

Career Game Highs

Goals: 1, 4 times. Most recent 3/15/08 vs. Michigan Tech
Assists: 3, 1/19/08 at Minnesota State
Points: 3, 1/19/08 at Minnesota State
Longest Point Streak: 2 games, twice. Most recent (0-2=2) 1/5/08 at St. Cloud State to 1/11/08 vs. Michigan Tech

Career Firsts

Game: 10/13/08 vs. Michigan State
Goal: 10/13/08 vs. Michigan State
Assist: 10/13/08 vs. Michigan State

Career Scoring

vs. WCHA Opponents

Alaska Anchorage	2 gp	0-0-0
Colorado College	3 gp	0-1-1
Denver	5 gp	0-0-0
Michigan Tech	7 gp	2-3-5
Minnesota	4 gp	0-0-0
Minnesota State	2 gp	0-3-3
St. Cloud State	4 gp	0-1-1
Minnesota Duluth	4 gp	1-1-2
Wisconsin	3 gp	0-1-1

Career Scoring

vs. Non-Conf. Opponents

Boston University	—
UMass	—
Cornell	—
Harvard	—
Michigan State	1 gp 1-1-2
Michigan	—
Bemidji State	2 gp 0-0-0

2007-08 (Freshman): The only Sioux freshman to appear in all 43 games ... Led all UND rookies in scoring (15 points) and assists (11) ... Ranked 10th among WCHA freshmen in scoring (all games) ... Ranked sixth on the team and led all Sioux freshmen with +11 plus/minus rating ... Notched a goal and an assist in his collegiate debut in the season opener against Michigan State (Oct. 13) ... Also had a goal and an assist against Minnesota Duluth (Nov. 23) and against Michigan Tech (March 15) in the first round of the WCHA playoffs ... Collected a career-high three assists in 5-3 win at Minnesota State (Jan. 19), tying the UND season high ... Earned first letter.

Before UND: Drafted in the fourth round (99th overall) by the Toronto Maple Leafs in the 2007 NHL Entry Draft ... Spent the 2006-07 season with the Fort Saskatchewan Traders of the AJHL ... Finished second in overall league scoring with 83 points (49g, 34a) and received all-league honors ... Named 2006-07 AJHL Rookie of the Year after leading all AJHL rookies in scoring ... Scored 18 PPG ... In the 2006-07 league playoffs, he had 11 points (5g, 6a) in 15 games ... In 2005-06, he played in three regular season games for Fort Saskatchewan, scoring two goals ... Led his Edmonton midget AAA club in scoring in 2005-06 ... Also played soccer and volleyball in high school and was MVP of his soccer team as a senior.

Personal: Undecided on a major ... A 2006 graduate of Archbishop O'Leary High School in Edmonton, Alberta ... Son of Val and Giby Frattin.



Chay Genoway



defenseman **5**

Class: Junior
Born: Dec. 20, 1986
Hometown: Morden, Manitoba
Previous Team: Vernon (BCHL)
Height: 5-9
Weight: 172
Shoots: Left
NHL Rights: Free Agent
Major: Management

GENOWAY FILE

Genoway's Career Statistics

OVERALL

YEAR	GP	G	A	PTS	PEN	PP	SH	GW
06-07	43	5	14	19	17/42	3	0	1
07-08	38	8	21	29	19/46	4	1	3
Totals	81	13	35	48	36/48	7	1	4

WCHA

Year	GP	G	A	PTS	PEN	PP	SH	GW
06-07	28	5	9	14	10/28	3	0	1
07-08	23	5	13	18	12/32	3	0	2
Totals	51	10	22	32	22/60	6	0	3

Career Game Highs

Goals: 1, 13 times. Most recent 3/29/08 vs. Princeton
Assists: 2, eight times. Most recent 3/29/08 vs. Princeton
Points: 3, 3/29/08 vs. Princeton
Longest Point Streak: 6 games (3-4=7), 1/5/08 at St. Cloud State to 1/25/08 vs. Alaska Anchorage

Career Firsts

Game: 10/06/06 vs. Quinnipiac
Goal: 10/27/06 at Minnesota State
Assist: 10/27/06 at Minnesota State

Career Scoring

vs. WCHA Opponents

Alaska Anchorage	6 gp	0-1-1
Colorado College	7 gp	3-1-4
Denver	5 gp	1-3-4
Michigan Tech	9 gp	1-6-7
Minnesota	8 gp	1-3-4
Minnesota State	8 gp	3-4-7
St. Cloud State	8 gp	1-3-4
Minnesota Duluth	6 gp	0-1-1
Wisconsin	7 gp	1-3-4

Career Scoring

vs. Non-Conf. Opponents

Boston University	—
UMass	—
Cornell	—
Harvard	—
Michigan State	1 gp 1-0-1
Michigan	1 gp 0-2-2
Bemidji State	4 gp 0-0-0

Tied for fourth all-time among UND defensemen with four career game-winning goals ... Highest-scoring returning defenseman in the WCHA.

2007-08 (Sophomore): Named to All-College Hockey News second team ... Earned All-WCHA second team honors ... Named to NCAA Midwest Regional all-tournament team ... Co-recipient of UND's Archie Krum Memorial Scholarship for leadership qualities, high academic standards and athletic excellence ... Received WCHA Scholar-Athlete Award ... Named to All-WCHA Academic team ... Named WCHA Defensive Player of the Week on Feb. 19 ... Appeared in 38 games and led all Sioux defensemen in points (29), goals (eight), power-play goals (four), game-winning goals (three) and shorthanded goals (one) ... His three-game winners tied the single-season record by a Sioux defenseman ... Ranked fourth overall in team scoring ... Tied for the team lead among rearguards with 21 assists ... Ranked third on the team with a +17 plus/minus rating ... Ranked second among all WCHA defensemen in scoring (all games) ... Tied for 18th in the overall league scoring race ... Tied for 10th in overall assists ... Tied for lead among WCHA defensemen in game-winning goals ... Scored 18 points (5g, 13a) during conference play to rank second in the WCHA ... Enjoyed six multi-point games, including a career-high three points (1g, 2a) against Princeton in the NCAA Midwest Region semifinal (March 29) ... Put together a career-long six-game scoring streak (3g, 4a) from Jan. 5 to Jan. 25 ... Enjoyed a three-game goal-scoring streak within that stretch ... Was a season-high +4 in a 6-2 win at St. Cloud State (Jan. 5) ... Earned second letter.

(continued on page 34)



PLAYER PROFILES

Zach Jones



defenseman **6**

Class: Senior
Born: Jan. 14, 1987
Hometown: Lisle, Ill.
Previous Team: US National Under-18
Height: 5-11
Weight: 200
Shoots: Left
NHL Rights: Free Agent
Major: Entrepreneurship

JONES FILE

Jones' Career Statistics

OVERALL

Year	GP	G	A	PTS	PEN	PP	SH	GW
05-06	46	0	6	6	37/93	0	0	0
06-07	42	0	3	3	28/72	0	0	0
07-08	41	0	0	0	16/40	0	0	0
Totals	129	0	9	9	81/205	0	0	0

WCHA

Year	GP	G	A	PTS	PEN	PP	SH	GW
05-06	28	0	5	5	16/51	0	0	0
06-07	28	0	1	1	21/58	0	0	0
07-08	27	0	0	0	9/26	0	0	0
Totals	83	0	6	6	46/135	0	0	0

Career Game Highs

Goals: n/a
Assists: 1, nine times. Most recent 3/25/07 vs. Minnesota
Points: 1, nine times. Most recent 3/25/07 vs. Minnesota
Longest Point Streak: 2 games (0-2=2), 12/02/05 at Michigan Tech to 12/03/05 at Michigan Tech

Career Firsts

Game: 10/08/05 vs. Miami
Goal: n/a
Assist: 12/02/05 at Michigan Tech

Career Scoring vs. WCHA Opponents

Alaska Anchorage	8 gp	0-0-0
Colorado College	8 gp	0-2-2
Denver	11 gp	0-1-1
Michigan Tech	13 gp	0-2-2
Minnesota	12 gp	0-2-2
Minnesota State	13 gp	0-1-1
St. Cloud State	14 gp	0-1-1
Minnesota Duluth	10 gp	0-0-0
Wisconsin	10 gp	0-0-0

Career Scoring vs. Non-Conf. Opponents

Boston University	—
UMass	—
Cornell	—
Harvard	—
Michigan State	2 gp 0-0-0
Michigan	2 gp 0-0-0
Bemidji State	6 gp 0-0-0

Has played more career games (129) than any other returning Sioux defenseman.

2007-08 (Junior): Appeared in 41 games ... Recorded a +8 plus/minus rating ... Logged just six penalty minutes over his final 31 games after recording 34 penalty minutes in his first 10 games ... At one point went a career-best 23 games without drawing a penalty ... Earned third letter.

2006-07 (Sophomore): Played in 42 of UND's 43 games ... Had three assists on the season and did not score a goal ... One of his assists came on Chris Porter's overtime game-winning goal against Minnesota in the NCAA West Region championship game ... Also had an assist on Matt Watkins' game-winning goal in a 5-2 win over Colorado College on Nov. 25 ... Jones missed the only game of his career on Oct. 7 vs. Quinnipiac ... Had a plus/minus rating of +5 on the season ... Earned second letter.


2005-06 (Freshman): Appeared in all 46 games as freshman, collecting six assists ... Ranked fifth on the team with 93 penalty minutes ... Finished season with a +14 plus/minus rating, ninth on the team ... Had +6 plus/minus rating over his last seven games ... Notched his first collegiate point with an assist at Michigan Tech (Dec. 2) ... Earned first letter.

Before UND: Spent the 2004-05 season with the U.S. National Under-18 Team, playing in 41 games, and tallying one goal, one assist and 74 penalty minutes ... Voted best defenseman at the 2004 IIHF World Under-18 Championship in Minsk, Belarus ... Played for the U.S. National Under-17 Team in 2003-04.

Personal: Majoring in entrepreneurship ... A 2005 graduate of Huron High School ... Son of Jeff and Mary Ann Jones ... Brother Matt Jones was defenseman and four-year letterwinner for UND hockey team from 2001-05 and currently plays for the NHL's Phoenix Coyotes.



Andrew Kozek



forward **10**

Class: Senior
Born: May 26, 1986
Hometown: Sicamous, B.C.
Previous Team: Surrey (BCHL)
Height: 5-11
Weight: 200
Shoots: Left
NHL Rights: Atlanta ('05)
Major: General Studies

KOZEK'S FILE

Kozek's Career Statistics

OVERALL

Year	GP	G	A	PTS	PEN	PP	SH	GW
05-06	46	7	6	13	11/22	1	0	1
06-07	41	5	6	11	6/12	1	0	0
07-08	42	18	3	21	9/18	5	0	3
Totals	129	30	15	45	26/42	7	0	4

WCHA

Year	GP	G	A	PTS	PEN	PP	SH	GW
05-06	28	7	3	10	6/12	1	0	1
06-07	27	4	2	6	2/4	1	0	0
07-08	27	12	3	15	9/18	3	0	1
Totals	82	23	8	31	17/34	5	0	2

Career Game Highs

Goals: 3, 2/15/08 vs. Denver
Assists: 2, twice. Most recent 10/06/06 vs. Quinnipiac
Points: 4, 2/15/08 vs. Denver
Longest Point Streak: 3 games (3-0=3) 10/20/08 at Northeastern to 10/27/08 at Michigan Tech

Career Firsts

Game: 10/08/05 vs. Miami
Goal: 12/02/05 at Michigan Tech
Assist: 10/14/05 vs. Northeastern

Career Scoring

vs. WCHA Opponents

Alaska Anchorage	7 gp	1-2-3
Colorado College	9 gp	1-0-1
Denver	11 gp	5-2-7
Michigan Tech	12 gp	8-0-8
Minnesota	12 gp	1-2-3
Minnesota State	13 gp	4-3-7
St. Cloud State	14 gp	1-0-1
Minnesota Duluth	10 gp	2-0-2
Wisconsin	10 gp	2-1-3

Career Scoring

vs. Non-Conf. Opponents

Boston University	—
UMass	—
Cornell	—
Harvard	2 gp 0-0-0
Michigan State	2 gp 1-0-1
Michigan	2 gp 0-0-0
Bemidji State	5 gp 1-1-2

2007-08 (Junior): Named All-WCHA Academic team ... Appeared in 41 games and scored a career-high 18 goals to tie for the team lead ... His 18 goals more than doubled his previous career high of seven ... Ranked fourth on the team in power-play goals (five) and tied for fourth in game-winning goals (three) ... Scored the overtime winner in the NCAA Midwest Regional championship game against Wisconsin (March 30) ... Also scored a goal in the regional semifinal against Princeton (March 29) ... Notched the first hat trick of his career in a 5-4 win over Denver (Feb. 15) ... Added an assist in that game for the first four-point performance of his career, a UND season high ... Scored six points (4g, 2a) in the two-game series against Denver and was named WCHA Co-Offensive Player of the Week ... Opened the season with four goals in his first five games, including one goal in three straight games from Oct. 20-27 ... Took 113 shots on goal, second on the team only to Ryan Duncan ... Earned third letter.

2006-07 (Sophomore): Played in 41 of UND's 43 games ... Recorded five goals and had six assists for 11 points on the season ... Had one multi-goal game and two multi-point games ... Had two assists in UND's season-opening 6-1 win over Quinnipiac on Oct. 6 and scored two goals in an 8-5 win at Minnesota State on Oct. 28 ... Recorded an assist in both games of UND's WCHA first round playoff series against Minnesota State on March 9-10 ... Earned second letter.

(continued on page 34)



PLAYER PROFILES

Derrick LaPoint



defenseman **3**

Class: Sophomore
Born: May 13, 1988
Hometown: Eau Claire, Wis.
Previous Team: Green Bay (USHL)
Height: 6-3
Weight: 187
Shoots: Left
NHL Rights: Florida ('06)
Major: Pre-Elementary Education

2007-08 (Freshman): Appeared in 31 games ... Scored two goals and five assists ... Made his collegiate debut in the season opener against Michigan State (Oct. 13) and was a +2 in UND's 6-0 win ... Collected his first career point with the game-winning goal against Colorado College (Nov. 2) ... Scored five points (2g, 3a) during WCHA games to tie for fifth among rookie defensemen ... Earned first letter.

Before UND: Drafted in the fourth round (116th overall) by the Florida Panthers in the 2006 NHL Entry Draft ... Spent the 2006-07 season with the Green Bay Gamblers of the United States Hockey League, scoring 13 goals and recording 36 assists in 59 regular season games ... Named first team All-USHL and to the USHL All-Rookie Team ... 2006 Wisconsin high school player of the year ... Two-time all-state player and team MVP for his Eau Claire North team ... Had 11 goals and 33 assists in 23 games as a high school senior ... Also played golf in high school.

Personal: Majoring in elementary education ... A 2006 graduate of Eau Claire North High School in Eau Claire, Wis. ... Had 3.93 high school grade point average ... Son of Scott and Patty LaPoint.

LAPOINT FILE

LaPoint's Career Statistics

OVERALL

Year	GP	G	A	PTS	PEN	PP	SH	GW
07-08	31	2	5	7	13/34	0	0	1
Totals	31	2	5	7	13/34	0	0	1

WCHA

Year	GP	G	A	PTS	PEN	PP	SH	GW
07-08	21	2	3	5	12/32	0	0	1
Totals	21	2	3	5	12/32	0	0	1

Career Game Highs

Goals: 1, twice. Most recent 11/23/07 vs. Minnesota Duluth
Assists: 1, five times. Most recent 3/8/08 vs. St. Cloud State
Points: 1, seven times. Most recent 3/8/08 vs. St. Cloud State
Longest Point Streak: 2 games (0-2=2), 12/29/07 vs. New Hampshire to 1/5/08 at St. Cloud State

Career Firsts

Game: 10/13/07 vs. Michigan State
Goal: 11/2/07 vs. Colorado College
Assist: 12/1/07 at Denver

Career Scoring vs. WCHA Opponents


Alaska Anchorage	2 gp	0-0-0
Colorado College	2 gp	1-0-1
Denver	4 gp	0-1-1
Michigan Tech	5 gp	0-0-0
Minnesota	2 gp	0-0-0
Minnesota State	1 gp	0-0-0
St. Cloud State	3 gp	0-2-2
Minnesota Duluth	4 gp	1-0-1
Wisconsin	3 gp	0-0-0

Career Scoring vs. Non-Conf. Opponents

Boston University	—
UMass	—
Cornell	—
Harvard	—
Michigan State	1 gp 0-0-0
Michigan	—
Bemidji State	2 gp 0-1-1



Brad Malone



forward **22**

Class: Sophomore
Born: May 20, 1989
Hometown: Miramichi, N.B.
Previous Team: Sioux Falls (USHL)
Height: 6-2
Weight: 205
Shoots: Left
NHL Rights: Colorado ('07)
Major: Pre-Marketing

MALONE FILE

Malone's Career Statistics

OVERALL

Year	GP	G	A	PTS	PEN	PP	SH	GW
07-08	34	1	2	3	18/44	0	0	0
Totals	34	1	2	3	18/44	0	0	0

WCHA

Year	GP	G	A	PTS	PEN	PP	SH	GW
07-08	23	1	0	1	17/42	0	0	0
Totals	23	1	0	1	17/42	0	0	0

Career Game Highs

Goals: 1, 12/7/07 vs. Minnesota
Assists: 1, twice. Most recent 3/22/08 vs. Colorado College
Points: 1, three times. Most recent 3/22/08 vs. Colorado College
Longest Point Streak: n/a

Career Firsts

Game: 10/13/07 vs. Michigan State
Goal: 12/7/07 vs. Minnesota
Assist: 10/13/07 vs. Michigan State

Career Scoring

vs. WCHA Opponents

Alaska Anchorage	2 gp	0-0-0
Colorado College	1 gp	0-1-1
Denver	5 gp	0-0-0
Michigan Tech	5 gp	0-0-0
Minnesota	4 gp	1-0-1
Minnesota State	2 gp	0-0-0
St. Cloud State	3 gp	0-0-0
Minnesota Duluth	4 gp	0-0-0
Wisconsin	3 gp	0-0-0

Career Scoring

vs. Non-Conf. Opponents

Boston University	—
UMass	—
Cornell	—
Harvard	—
Michigan State	1 gp 0-1-1
Michigan	—
Bemidji State	1 gp 0-0-0

2007-08 (Freshman): Appeared in 34 games and scored a goal and two assists ... Made his collegiate debut in the season opener against Michigan State (Oct. 13) and collected his first career point with an assist ... Scored his first career goal against Minnesota (Dec. 7) in a 4-2 win ... Led all Sioux freshmen with 44 penalty minutes ... Earned first letter.

Before UND: Drafted in the fourth round (105th overall) by the Colorado Avalanche in the 2007 NHL Entry Draft ... Spent the 2006-07 season with the Sioux Falls Stampede in the United States Hockey League ... Scored 14 goals and had 19 assists along with 134 penalty minutes in 57 regular season games ... Had three goals with one assist in eight games in 2006-07 playoffs ... Previously played for Cushing Academy (Mass.) Prep School ... Was a member of Team Atlantic, comprised of players from each of Canada's four Atlantic provinces that represented Atlantic Canada at 2006 World Under-17 Hockey Challenge, held in December 2005-January 2006 in Regina, Saskatchewan.

Personal: Majoring in marketing ... A 2007 graduate of O'Gorman High School in Sioux Falls, S.D. ... Son of Jim and Vicky Malone ... Father was 1980 first round pick (14th overall) of the New York Rangers ... Cousin, Ryan Malone, played college hockey at St. Cloud State and currently plays for the NHL's Tampa Bay Lightning ... Uncle Greg Malone, a scout for the Phoenix Coyotes, was a 1976 second round choice of the Pittsburgh Penguins and spent 11 seasons in the NHL.



PLAYER PROFILES

Ryan Martens



forward **8**

Class: Senior
Born: March 10, 1985
Hometown: Selkirk, Man.
Previous Team: Quesnel (BCHL)
Height: 6-0
Weight: 207
Shoots: Right
NHL Rights: Free Agent
Major: Marketing

MARTENS FILE

Martens' Career Statistics

OVERALL

Year	GP	G	A	PTS	PEN	PP	SH	GW
05-06	2	0	0	0	0/0	0	0	0
06-07	20	3	6	9	3/6	2	0	0
07-08	36	1	9	10	3/6	0	0	0
Totals	58	4	15	19	6/12	2	0	0

WCHA

Year	GP	G	A	PTS	PEN	PP	SH	GW
05-06	0	0	0	0	0/0	0	0	0
06-07	12	1	5	6	2/4	1	0	0
07-08	22	0	4	4	2/4	0	0	0
Totals	34	1	9	10	4/8	1	0	0

Career Game Highs

Goals: 1, four times. Most recent 12/28/07 vs. New Hampshire

Assists: 2, 10/28/06 at Minnesota State

Points: 2, four times. Most recent 12/28/07 vs. New Hampshire

Longest Point Streak: 3 games, twice. Most recent (0-3=3), 3/8/08 vs. St. Cloud State to 3/15/08 vs. Michigan Tech

Career Firsts

Game: 10/29/05 vs. Harvard

Goal: 10/06/06 vs. Quinnipiac

Assist: 10/06/06 vs. Quinnipiac

Career Scoring

vs. WCHA Opponents

Alaska Anchorage	3 gp	0-0-0
Colorado College	6 gp	0-1-1
Denver	5 gp	0-1-1
Michigan Tech	6 gp	0-2-2
Minnesota	3 gp	0-2-2
Minnesota State	6 gp	0-3-3
St. Cloud State	7 gp	1-2-3
Minnesota Duluth	3 gp	0-0-0
Wisconsin	3 gp	0-0-0

Career Scoring

vs. Non-Conf. Opponents

Boston University	—
UMass	—
Cornell	—
Harvard	2 gp 0-0-0
Michigan State	—
Michigan	—
Bemidji State	3 gp 0-0-0

2007-08 (Junior): Named to second straight All-WCHA Academic team ... Played in a career-high 36 games ... Achieved personal bests in assists (nine) and points (10) ... Twice enjoyed three-game point streaks (all assists) from Feb. 1 to Feb. 15 and March 8 to March 15 ... Matched his career high with two points (1g, 1a) in 3-1 win over New Hampshire (Dec. 28) ... Had an assist in each of the first two games of UND's best-of-three WCHA playoff series against Michigan Tech ... Earned third letter.

2006-07 (Sophomore): Saw action in 20 games after playing in just two games his freshman year ... Had three goals and six assists ... Had the first three multi-point games of his career ... Was in the lineup opening night against Quinnipiac on Oct. 6 and had a goal and assist against the Bobcats for his first career points ... Had career-high two assists in 8-5 win at Minnesota State on Oct. 28 ... Had goal and assist in a 7-2 win at St. Cloud State on March 3 ... One of three UND players, along with Erik Fabian and Brian Lee, to be named a WCHA Scholar Athlete ... Also named to the WCHA All-Academic team for first time in his career, one of a league-tying high 11 players named WCHA All-Academic ... Earned second letter.

2005-06 (Freshman): Appeared in two games as a freshman ... Made his collegiate debut by appearing in both games of the Harvard series (Dec. 29-30) ... Earned first letter.

Before UND: Spent the 2003-04 and 2004-05 seasons with Quesnel of the BCHL ... Was second on Quesnel in scoring last season, tallying 62 points (22 goals) in 60 regular season games ... Had 29 points (11 goals, 18 assists) in 60 games in 2003-04 ... Was a member of two-time Bantam provincial championship team.

Personal: A 2003 graduate of Lord Selkirk Regional Comprehensive School in Selkirk, Manitoba ... Plans to major in marketing ... Son of Rob and Kim Martens ... Uncle, Erwin Martens, played for UND from 1976-80 and was member of 1980 UND national championship team.



Jake Marto



defenseman **25**

Class: Sophomore
Born: Aug. 11, 1986
Hometown: Grand Forks, N.D.
Previous Team: Omaha (USHL)
Height: 5-11
Weight: 170
Shoots: Left
NHL Rights: Free Agent
Major: Pre-Entrepreneurship

MARTO FILE

Marto's Career Statistics

OVERALL

Year	GP	G	A	PTS	PEN	PP	SH	GW
07-08	28	2	6	8	2/4	0	0	0
Totals	28	2	6	8	2/4	0	0	0

WCHA

Year	GP	G	A	PTS	PEN	PP	SH	GW
07-08	17	1	1	2	2/4	0	0	0
Totals	17	1	1	2	2/4	0	0	0

Career Game Highs

Goals: 1, twice. Most recent 4/10/08 vs. Boston College
Assists: 2, 3/22/08 vs. Colorado College
Points: 2, 3/22/08 vs. Colorado College
Longest Point Streak: 3 games (0-4=4), 3/21/08 vs. Denver to 3/29/08 vs. Princeton

Career Firsts

Game: 10/20/07 at Northeastern
Goal: 1/4/08 at St. Cloud State
Assist: 1/11/08 vs. Michigan Tech

Career Scoring

vs. WCHA Opponents

Alaska Anchorage	—
Colorado College	2 gp 0-2-2
Denver	4 gp 0-1-1
Michigan Tech	2 gp 0-1-1
Minnesota	3 gp 0-0-0
Minnesota State	1 gp 0-0-0
St. Cloud State	3 gp 1-0-1
Minnesota Duluth	2 gp 0-0-0
Wisconsin	3 gp 0-0-0

Career Scoring

vs. Non-Conf. Opponents

Boston University	—
UMass	—
Cornell	—
Harvard	—
Michigan State	—
Michigan	—
Bemidji State	1 gp 0-0-0

2007-08 (Freshman): Received UND's Tom Hoghaug Memorial Scholarship, awarded to the freshman hockey player who demonstrates initiative, determination and excitement ... Appeared in 28 games and registered two goals and eight assists ... Owned a +3 plus/minus rating ... Made his collegiate debut in UND's 3-0 win at Northeastern (Oct. 20) ... Collected his first career point with a goal at St. Cloud State (Jan. 4) ... Enjoyed his first multi-point game with a pair of assists in the WCHA Final Five third place game against Colorado College (March 22) ... Scored UND's lone goal in NCAA Frozen Four semifinal against Boston College (Apr. 10) ... Earned first letter.

Before UND: Played the previous two seasons for the Omaha Lancers of the United States Hockey League ... In 2006-07, scored five goals and added 18 assists in 60 regular season games and had two assists in five playoff games ... In 2005-06, he had one goal and 21 assists in 54 regular season games and two assists in five playoff games ... Mr. Hockey in North Dakota as a high school senior in 2005 ... Three-year letterwinner in hockey and football and four-year letterwinner in baseball ... All-state in all three sports.

Personal: Majoring in pre-entrepreneurship ... A 2005 graduate of Grand Forks Central High School ... Graduated with honors and a 4.0 grade point average ... Son of Perry and Priscilla Marto.



PLAYER PROFILES

Brad Miller



forward

14

Class: Senior
Born: Jan. 31, 1986
Hometown: Alpharetta, Ga.
Previous Team: Green Bay (USHL)
Height: 5-10
Weight: 174
Shoots: Right
NHL Rights: Free Agent
Major: Entrepreneurship

MILLER FILE

Miller's Career Statistics

OVERALL

Year	GP	G	A	PTS	PEN	PP	SH	GW
05-06	15	0	0	0	1/2	0	0	0
06-07	41	10	14	24	11/22	3	0	1
07-08	31	5	5	10	7/14	2	0	1
Totals	87	15	19	34	19/38	5	0	2

WCHA

Year	GP	G	A	PTS	PEN	PP	SH	GW
05-06	4	0	0	0	1/2	0	0	0
06-07	28	8	8	16	6/12	3	0	1
07-08	19	2	1	3	4/8	1	0	0
Totals	51	10	9	19	11/22	4	0	1

Career Game Highs

Goals: 3, 10/27/06 at Minnesota State
Assists: 2, twice. Most recent 3/02/07 at St. Cloud State
Points: 4, 10/27/06 at Minnesota State
Longest Point Streak: 4 games (2-2=4), 12/08/06 vs. Wisconsin to 12/16/06 vs. Michigan Tech

Career Firsts

Game: 10/4/03 vs. Minnesota Duluth
Goal: 10/06/06 vs. Quinnipiac
Assist: 10/06/06 vs. Quinnipiac

Career Scoring vs. WCHA Opponents

Alaska Anchorage	4 gp	1-1-2
Colorado College	7 gp	0-0-0
Denver	6 gp	0-1-1
Michigan Tech	7 gp	2-3-5
Minnesota	6 gp	0-0-0
Minnesota State	8 gp	4-1-5
St. Cloud State	11 gp	2-4-6
Minnesota Duluth	6 gp	1-1-2
Wisconsin	9 gp	1-1-2

Career Scoring vs. Non-Conf. Opponents

Boston University	—
UMass	—
Cornell	—
Harvard	1 gp 0-0-0
Michigan State	1 gp 0-0-0
Michigan	1 gp 0-1-1
Bemidji State	6 gp 2-2-4

2007-08 (Junior): Appeared in 31 games ... Scored five goals and five assists ... Scored the game-winning goal and added an assist in a 3-0 win at Northeastern (Oct. 30) ... Enjoyed three two-point games, notching a goal and an assist in each ... Also had two-point games against Bemidji State (Feb. 23) and in the first round of the WCHA playoffs against Michigan Tech (March 15) ... Put together a season-long three-game scoring streak (2g, 2a) from March 8 to March 15 ... Earned third letter.

2006-07 (Sophomore): Played in 41 of UND's 43 games ... Scored 24 points (10g, 14a) after not recording a point in 15 games as a freshman ... The 24-point one-season improvement led all Sioux players and represented the largest improvement by any UND player since 2002-03 when three players improved their totals by 27 or more points from the 2001-02 season – Brandon Bochenski improved by 30 points (going from 32 to 62), David Lundbohm by 29 points (from 23 to 52) and Andy Schneider by 27 (from 14 to 41) ... Miller had one of UND's three hat tricks last season, getting three goals – including the GWG – and a career-high four points in a 5-4 win at Minnesota State on Oct. 27 ... Miller's four points against MSU tied a team season high that was achieved eight times by UND players last season ... One night after his four-point game, Miller scored another goal in an 8-5 Sioux win over MSU, and he was named the Oct. 31 WCHA Offensive Player of the Week as a result of his five-point weekend ... Had five multi-point games on the season ... Included was a three-point effort (1g, 2a) in UND's season-opening 6-1 win over Quinnipiac ... Also had back-to-back two-point games on March 2-3 at St. Cloud State ... Had a +7 plus/minus rating ... Earned second letter.


2005-06 (Freshman): Appeared in 15 games as a freshman ... Did not record a point ... Suited up for UND's last seven games of the season after sitting out the previous 18 ... Earned first letter.

Before UND: Spent the 2004-05 season with Green Bay in the United States Hockey league, scoring 13 goals and adding 14 assists in 27 games, had six power play goals and 20 PIM ... Scored five points (3 goals, 2 assists) in three games in USHL's 2004 Buc Bowl ... Was a member of Shattuck-St. Mary's national midget championship team in 2004.

Personal: Majoring in entrepreneurship ... A 2004 graduate of Shattuck-St. Mary's High School in Faribault, Minn. ... Son of Karen and Jim Miller.



Evan Trupp



forward **19**

Class: Sophomore
Born: Oct. 22, 1987
Hometown: Anchorage, Alaska
Previous Team: Penticton (BCHL)
Height: 5-9
Weight: 190
Shoots: Left
NHL Rights: Free Agent
Major: Undeclared

TRUPP FILE

Trupp's Career Statistics

OVERALL

Year	GP	G	A	PTS	PEN	PP	SH	GW
07-08	32	8	5	13	11/30	2	0	5
Totals	32	8	5	13	11/30	2	0	5

WCHA

Year	GP	G	A	PTS	PEN	PP	SH	GW
07-08	25	6	3	9	8/24	2	0	4
Totals	25	6	3	9	8/24	2	0	4

Career Game Highs

Goals: 1, eight times. Most recent 2/16/08 vs. Denver
Assists: 1, five times. Most recent 2/16/08 vs. Denver
Points: 2, 2/16/08 vs. Denver
Longest Point Streak: 2 games, twice. Most recent (2-0=2), 1/19/08 at Minnesota State to 1/25/08 vs. Alaska Anchorage

Career Firsts

Game: 10/13/07 vs. Michigan State
Goal: 11/23/07 vs. Minnesota Duluth
Assist: 10/13/07 vs. Michigan State

Career Scoring

vs. WCHA Opponents

Alaska Anchorage	2 gp	1-0-1
Colorado College	2 gp	0-0-0
Denver	4 gp	1-1-2
Michigan Tech	4 gp	1-1-2
Minnesota	4 gp	1-1-2
Minnesota State	2 gp	1-0-1
St. Cloud State	2 gp	0-0-0
Minnesota Duluth	3 gp	1-0-1
Wisconsin	2 gp	0-0-0

Career Scoring

vs. Non-Conf. Opponents

Boston University	—
UMass	—
Cornell	—
Harvard	—
Michigan State	1 gp 0-1-1
Michigan	—
Bemidji State	2 gp 0-0-0

2007-08 (Freshman): Named UND's Rookie of the Year ... Missed the final 11 games of the season due to injury ... Appeared in 32 games and led all Sioux freshmen in goals (eight) and points (13) ... Tied for the WCHA lead (w/ four others) with five game-winning goals ... His five game-winners are tied for the fourth-most by a Sioux freshman (w/ Brandon Bochenski) in team history ... Also scored a pair of game-winning goals ... Enjoyed the first multi-point game of his career with a goal and an assist in 4-1 win over Denver (Feb. 16) ... Boasted a plus or even plus/minus rating in 28 of his 32 games ... Earned first letter.

Before UND: Played the previous two seasons for the Penticton Vees of the British Columbia Hockey League ... In 2006-07 he had 20 goals and 30 assists in 35 regular season games ... Was BCHL Interior Conference Rookie of the Year in 2005-06, when he scored 29 goals and had 50 assists in 59 games as a league rookie ... Also played in BCHL all-star game for Interior Conference ... Won three high school state championships in Anchorage, Alaska, including two at Service High (2003 and 2004) and one at South (2005) ... Was 2004-05 Anchorage Daily News/State Hockey Coaches Player of the Year as a junior after scoring 37 points (14g, 23a).

Personal: Undecided on a major ... A 2006 graduate of South Anchorage High School ... Son of Rick and Brenda Trupp ... Father played college hockey at Alaska-Fairbanks.



PLAYER PROFILES

Chris VandeVelde



forward **29**

Class: Junior
Born: March 15, 1987
Hometown: Moorhead, Minn.
Previous Team: Lincoln (USHL)
Height: 6-2
Weight: 206
Shoots: Left
NHL Rights: Edmonton ('05)
Major: General Studies

VANDELDELDE FILE

VandeVelde's Career Statistics

OVERALL

Year	GP	G	A	PTS	PEN	PP	SH	GW
06-07	38	3	6	9	13/37	0	0	1
07-08	43	15	17	32	19/38	6	0	1
Totals	81	18	23	41	32/75	6	0	2

WCHA

Year	GP	G	A	PTS	PEN	PP	SH	GW
06-07	24	1	3	4	9/18	0	0	0
07-08	28	12	12	24	14/28	4	0	1
Totals	52	13	15	28	23/46	4	0	1

Career Game Highs

Goals: 2, 3/16/07 vs. St. Cloud State
Assists: 2, twice. Most recent 2/23/08 vs. Bemidji State
Points: 3, twice. Most recent 2/23/08 vs. Bemidji State
Longest Point Streak: 5 games, twice. Most recent (2g, 5a) 12/29/07 vs. New Hampshire to 1/12/08 vs. Michigan Tech.

Career Firsts

Game: 10/06/06 vs. Quinnipiac
Goal: 3/2/07 at St. Cloud State
Assist: 10/27/06 at Minnesota State

Career Scoring

vs. WCHA Opponents

Alaska Anchorage	5 gp	1-1-2
Colorado College	7 gp	1-2-3
Denver	5 gp	1-1-2
Michigan Tech	9 gp	2-4-6
Minnesota	8 gp	2-2-4
Minnesota State	8 gp	1-2-3
St. Cloud State	8 gp	1-3-4
Minnesota Duluth	5 gp	3-1-4
Wisconsin	6 gp	1-0-1

Career Scoring

vs. Non-Conf. Opponents

Boston University	—
UMass	—
Cornell	—
Harvard	—
Michigan State	1 gp 1-0-1
Michigan	1 gp 0-1-1
Bemidji State	4 gp 1-2-3

2007-08 (Sophomore): Appeared in all 43 games and achieved career highs in points (32), goals (15), assists (17), power-play goals (six), plus/minus (+10) and penalty minutes (38) ... Tied for seventh in the WCHA scoring race with 24 points (12g, 12a) during conference games ... Tied for fifth in the WCHA with 12 goals during league play ... Scored four power-play goals in 28 league games to tie for eighth in the WCHA ... Finished 11th in overall scoring race and tied for 11th in overall goals ... Ranked third on the team in scoring ... Tied for second on the Sioux in power-play goals ... Led the team in shooting percentage (17.2 percent) ... Matched his career-high with three points (1g, 2a) in 5-1 win over Bemidji State (Feb. 23) ... Enjoyed nine multi-point games ... Had a goal and an assist in UND's 4-2 win over Colorado College in the WCHA Final Five third place game ... Scored overtime game-winning goal at Minnesota Duluth (March 1) ... Earned second letter.

2006-07 (Freshman): Named UND's Most Improved Player at season's end ... Scored seven (3g, 4a) of his nine points on the season in UND's final nine games, centering a line with Chris Porter (LW) and Brad Miller (RW) in five of those games and then centering Matt Watkins (LW) and Porter (RW) in the final four games of the season ... Scored a career-high three points (2g, 1a) in a 6-2 win over St. Cloud State in the WCHA Final Five semifinals on March 16 ... Picked up his first career game-winning goal in the Final Five win over St. Cloud State ... Scored his first career goal in a 3-3 overtime time at St. Cloud State on March 2 ... Had an assist in UND's 8-5 win over Michigan in the NCAA West Region semifinals and another assist in UND's 6-4 loss to Boston College in the NCAA Frozen Four semifinals ... Earned first letter.

(continued on page 34)



Aaron Walski



goalie **30**

Class: Senior
Born: April 16, 1984
Hometown: Fargo, N.D.
Previous Team: Bismarck (NAHL)
Height: 5-11
Weight: 176
Shoots: Left
NHL Rights: Free Agent
Major: Investments

WALSKI FILE

Walski's Career Statistics

OVERALL

Year	GP	MIN	GA	GAA	SVS	SV%	SO	W-L-T
05-06	0	0:00	0	0.00	0	.000	0	0-0-0
06-07	2	40:30	2	2.96	12	.857	0	0-0-0
07-08	1	60:00	0	0.00	13	1.000	1	1-0-0
Totals	3	100:30	2	1.19	25	.926	1	1-0-0

WCHA

Year	GP	MIN	GA	GAA	SVS	SV%	SO	W-L-T
05-06	0	0:00	0	0.00	0	.000	0	0-0-0
06-07	2	40:30	2	2.96	12	.857	0	0-0-0
07-08	0	0:00	0	0.00	0	.000	0	0-0-0
Totals	2	40:30	2	2.96	12	.857	0	0-0-0

Career Game Highs

Goals Allowed (Fewest): 0, 2/24/08 vs. Bemidji State State
Longest Unbeaten Streak: n/a

Career Firsts

Game: 11/17/06 at Alaska Anchorage
Win: 2/24/08 vs. Bemidji State
Shutout: 2/24/08 vs. Bemidji State

Career vs. WCHA Opponents

OPP	GP	MIN	GA	GAA	SVS	SV%	SO	W-L-T
UAA	1	35:47	1	1.68	11	.917	0	0-0-0
CC	-	-	-	-	-	-	-	-
DEN	-	-	-	-	-	-	-	-
MTU	-	-	-	-	-	-	-	-
MINN	-	-	-	-	-	-	-	-
MSU	1	4:43	1	12.72	1	.500	0	0-0-0
SCSU	-	-	-	-	-	-	-	-
UMD	-	-	-	-	-	-	-	-
WIS	-	-	-	-	-	-	-	-

Career vs. Non-Conference Opponents

OPP	GP	MIN	GA	GAA	SVS	SV%	SO	W-L-T
BU	-	-	-	-	-	-	-	-
UMASS	-	-	-	-	-	-	-	-
COR	-	-	-	-	-	-	-	-
HAR	-	-	-	-	-	-	-	-
MSU	-	-	-	-	-	-	-	-
MICH	-	-	-	-	-	-	-	-
BSU	1	60:00	0	0.00	13	1.000	1	1-0-0


2007-08 (Junior): Named to All-WCHA Academic team ... Made his first career start on Feb. 24 against Bemidji State ... Stopped all 13 shots he faced to earn the shutout victory ... Earned third letter.

2006-07 (Sophomore): Saw action in the first two games of his UND career ... Made his debut on Nov. 17 in a 6-2 loss at Alaska Anchorage, where he made 11 saves while allowing just one goal in 35:47 of action ... Also played 4:43 in an 8-4 win over Minnesota State on Feb. 9, making one save and allowing one goal ... Named WCHA All-Academic for first time in his career ... One of UND's league-tying high 11 players named to the WCHA All-Academic team ... Earned second letter.

2005-06 (Freshman): Did not appear in any games ... Earned first letter.

Before UND: Spent the 2004-05 season with the NAHL's Bismarck Bobcats ... Had a 2.87 goals against average and .916 save percentage in 34 regular season games ... Two-year hockey letterwinner at Fargo North, where he was all-conference and all-state as senior after posting 1.70 goals against average and .937 save percentage in 26 games ... As junior, he was named to the All-State Tournament team and state tournament MVP.

Personal: Majoring in investments ... A 2002 graduate of Fargo North High School ... Transferred to UND from Bismarck State College, where he was on the President's Honor Roll ... Son of Greg and Karen Walski.



PLAYER PROFILES

Matt Watkins



forward **20**

Class: Senior
Born: Nov. 12, 1986
Hometown: Aylesbury, Sask.
Previous Team: Vernon (BCHL)
Height: 5-10
Weight: 187
Shoots: Left
NHL Rights: Dallas ('05)
Major: Marketing

WATKINS FILE

Watkins' Career Statistics

OVERALL

Year	GP	G	A	PTS	PEN	PP	SH	GW
05-06	46	5	4	9	13/45	0	0	1
06-07	38	6	11	17	10/31	0	0	1
07-08	43	8	10	18	13/34	1	0	3
Totals	127	19	25	44	36/110	1	0	5

WCHA

Year	GP	G	A	PTS	PEN	PP	SH	GW
05-06	28	3	2	5	10/31	0	0	1
06-07	25	3	6	9	7/25	0	0	1
07-08	28	7	5	12	7/22	0	0	3
Totals	81	13	13	26	24/78	0	0	5

Career Game Highs

Goals: 1, 19 times. Most recent 3/8/08 vs. St. Cloud State
Assists: 2, 3/16/07 vs. St. Cloud State
Points: 3, 3/16/07 vs. St. Cloud State
Longest Point Streak: 3 games (0-3=3) 3/29/08 vs. Princeton to 4/10/08 vs. Boston College

Career Firsts

Game: 10/08/05 vs. Miami
Goal: 11/19/05 at St. Cloud State
Assist: 1/21/06 vs. Minnesota State

Career Scoring vs. WCHA Opponents

Alaska Anchorage	8 gp	2-1-3
Colorado College	9 gp	2-1-3
Denver	10 gp	0-0-0
Michigan Tech	13 gp	2-1-3
Minnesota	12 gp	1-1-2
Minnesota State	11 gp	2-5-7
St. Cloud State	12 gp	4-3-7
Minnesota Duluth	10 gp	2-2-4
Wisconsin	10 gp	0-3-3

Career Scoring vs. Non-Conf. Opponents

Boston University	—
UMass	—
Cornell	—
Harvard	2 gp 0-0-0
Michigan State	2 gp 0-0-0
Michigan	2 gp 0-1-1
Bemidji State	6 gp 1-1-2

2007-08 (Junior): Named to All-WCHA Academic team ... Achieved career highs in points (18), goals (eight) and game-winning goals (three) ... Recorded a career-high +10 plus/minus rating ... Notched an assist in each of UND's final three NCAA postseason games ... Three-game point streak was the longest of his career ... Had a goal and an assist for a season-high two points against Minnesota Duluth (Nov. 23) ... Scored game-winning goals against Minnesota (Dec. 7), St. Cloud State (Jan. 5) and Alaska Anchorage (Jan. 26) ... Was a season-high +3 in the St. Cloud State game ... Ranked fourth on the team with 91 shots on goal ... Earned third letter.

2006-07 (Sophomore): Played in 38 of UND's 43 games ... Had six goals and 11 assists for a career-high 17 points on the season ... Recorded first multi-point game of his career on March 16, 2007 when he had career-high three points (1g, 2a) in 6-2 win against St. Cloud State in the WCHA Final Five ... Was also a +3 in that game ... Scored game-winning goal in 5-2 win over Colorado College on Nov. 25 ... Named WCHA All-Academic for first time in his career ... One of UND's league-tying high 11 players that were named to the WCHA All-Academic team ... Earned second letter.

2005-06 (Freshman): Played in all 46 games as a freshman ... Had five goals and four assists ... Picked up an assist in Frozen Four semifinal loss to Boston College ... Scored a goal in the NCAA West Region final vs. Holy Cross (March 25) ... Picked up an assist vs. Wisconsin at the WCHA Final Five (March 17) ... Had six points in his last 13 games after collecting just three in the first 33 games ... His first career goal was the game-winner at St. Cloud State (Nov. 19) ... Earned first letter.

(continued on page 34)



Darcy Zajac



forward **11**

Class: Junior
Born: Sept. 23, 1986
Hometown: Winnipeg, Manitoba
Previous Team: Salmon Arm (BCHL)
Height: 6-1
Weight: 195
Shoots: Right
NHL Rights: Free Agent
Major: Physical Education & Exercise Science

ZAJAC FILE

Zajac's Career Statistics

OVERALL

Year	GP	G	A	PTS	PEN	PP	SH	GW
06-07	41	8	2	10	9/18	1	0	1
07-08	41	3	5	8	16/46	0	0	0
Totals	82	11	7	18	25/64	1	0	1

WCHA

Year	GP	G	A	PTS	PEN	PP	SH	GW
06-07	26	6	0	6	8/16	0	0	1
07-08	26	0	3	3	16/46	0	0	0
Totals	52	6	3	9	24/62	0	0	1

Career Game Highs

Goals: 2, twice. Most recent 3/03/07 at St. Cloud State
Assists: 1, seven times. Most recent 3/21/08 vs. Denver
Points: 2, twice. Most recent 3/03/07 at St. Cloud State
Longest Point Streak: 2 games, four times. Most recent (1-1=2), 3/21/08 vs. Denver to 3/22/08 vs. Colorado College

Career Firsts

Game: 10/06/06 vs. Quinnipiac
Goal: 10/06/06 vs. Quinnipiac
Assist: 1/19/07 at Bemidji State

Career Scoring vs. WCHA Opponents

Alaska Anchorage	6 gp	0-0-0
Colorado College	6 gp	2-1-3
Denver	5 gp	0-1-1
Michigan Tech	7 gp	1-0-1
Minnesota	8 gp	1-1-2
Minnesota State	7 gp	1-1-2
St. Cloud State	9 gp	2-1-3
Minnesota Duluth	6 gp	0-0-0
Wisconsin	7 gp	1-0-1

Career Scoring vs. Non-Conf. Opponents

Boston University	—
UMass	—
Cornell	—
Harvard	—
Michigan State	1 gp 0-1-1
Michigan	1 gp 0-0-0
Bemidji State	4 gp 0-1-1

2007-08 (Sophomore): Named to All-WCHA Academic team ... Appeared in 41 games ... Scored three goals and a career-high five assists ... Recorded a career-high 46 penalty minutes, all of which came in his 26 WCHA games ... Scored the first playoff goal of his career in the WCHA Final Five third place win over Colorado College (March 22) ... Picked up an assist one day earlier in the semifinal against Denver (March 21) ... Owned a plus or even plus/minus rating in 35 of his 41 games ... Earned second letter.

2006-07 (Freshman): Played in 41 of UND's 43 games ... Scored eight goals and had two assists for 10 points ... His eight goals led all UND freshmen ... Had two multi-goal games, including two in the season-opening 6-1 win over Quinnipiac on Oct. 6 in his college debut ... In his third collegiate game, he scored dramatic overtime game winner that beat Wisconsin 3-2 on Oct. 13 in Madison ... Scored two goals in a 7-2 win on March 3 at St. Cloud State ... Recipient of UND's Tom Hoghaug Memorial Scholarship, awarded to a freshman hockey player who has demonstrated initiative, character and a sense of responsibility ... Earned first letter.


Before UND: Spent the 2005-06 season playing for the Salmon Arm Silverbacks of the BCHL ... Finished seventh in league scoring with 80 points in 57 games ... Was second on Salmon Arm in assists (43) and third in goals (37), while tying for the team lead in power-play goals (18) and shorthanded goals (2) ... Added another five goals and six assists for 11 points in 10 playoff games.

Personal: Majoring in physical education and exercise science ... A 2004 graduate of West Kildonan Collegiate ... Son of Tom and Trish Zajac ... Brother, Travis, played forward and lettered for the Fighting Sioux from 2004-06 and currently plays for the NHL's New Jersey Devils ... Father played hockey at the University of Denver.



PLAYER PROFILES

Ben Blood



defenseman **24**

Class: Freshman
Born: March 15, 1989
Hometown: Plymouth, Minn.
Previous Team: Indiana (USHL)
Height: 6-4
Weight: 212
Shoots: Left
NHL Rights: Ottawa ('07)
Major: Undeclared

Before UND: Drafted by the Ottawa Senators in the fourth round (120th overall) of the 2007 NHL Entry Draft ... A 2007 graduate of Shattuck-St. Mary's ... Split the 2007-08 season with Des Moines and Indiana of the USHL ... Played 11 games in Des Moines and collected seven assists before being traded to Indiana ... Scored 10 goals and added six assists in 46 games with Indiana ... Spent the 2006-07 season at Shattuck-St. Mary's and won a national championship ... Recorded 36 points (11g, 23a) and 144 penalty minutes in 63 games as a senior ... Appeared in 73 games for Shattuck-St. Mary's in 2005-06 and notched 25 points (3g, 22a).

Personal: Undecided on a major ... Son of Mike and Carol Blood.

Brad Eidsness



goalie **35**


Class: Freshman
Born: June 2, 1989
Hometown: Chestermere, Alberta
Previous Team: Okotoks (AJHL)
Height: 6-0
Weight: 173
Catches: Left
NHL Rights: Buffalo ('07)
Major: Pre-Entrepreneurship

Before UND: Drafted by the Buffalo Sabres in the fifth round (139th overall) of the 2007 NHL Entry Draft ... A 2007 graduate of Holy Trinity Academy ... Spent the previous three seasons with the Okotoks Oilers of the AJHL ... Named the 2008 AJHL Most Valuable Player after leading the league in wins (29) and save percentage (.933) ... His .933 save percentage tied the AJHL single-season record ... Went 29-4-4 with a 2.12 goals against average ... Named to the 2008 AJHL All-League team and participated in the 2008 Rogers AJHL All-Star game ... Received the 2008 Enerflex AJHL Scholarship ... Appeared in 48 games in 2006-07 and went 24-18-2 with a 2.87 goals against average and a .904 save percentage ... Led the Oilers to the AJHL semifinals that year with a 2.87 goals against average and .907 save percentage in 16 playoff games ... Named to the 2007 CJAHL West Prospect team ... Represented Canada and captured the gold medal at the 2007 World Junior A Challenge in November as a member of Team Canada West.

Personal: Majoring in pre-entrepreneurship ... Son of Bryce and Karen Eidsness.

Corey Fienhage

defenseman **4**



Class: Freshman
Born: May 4, 1990
Hometown: Apple Valley, Minn.
Previous Team: Eastview High
Height: 6-3
Weight: 214
Shoots: Right
NHL Rights: Buffalo ('08)
Major: Undeclared

Before UND: Drafted by the Buffalo Sabres in the third round (81st overall) of the 2008 NHL Entry Draft ... A 2008 graduate of Eastview High School ... A Minnesota Mr. Hockey finalist for Eastview in 2007-08 after notching 16 points (6g, 10a) and 87 penalty minutes in 26 games ... A three-year all-conference performer who was a two-time team captain ... Finished the 2007-08 season with Indiana of the USHL ... Had a goal and two assists and 12 penalty minutes in 12 games ... An all-conference honorable mention in football as a prep.

Personal: Undecided on a major ... Son of Mike and Billie Fienhage.

Jason Gregoire

forward **17**




Class: Freshman
Born: Feb. 24, 1989
Hometown: Winnipeg, Manitoba
Previous Team: Lincoln (USHL)
Height: 5-11
Weight: 185
Shoots: Left
NHL Rights: N.Y. Islanders ('07)
Major: Undeclared

Before UND: Drafted by the New York Islanders in the third round (76th overall) of the 2007 NHL Entry Draft ... A 2007 graduate of Vincent Massey Collegiate ... Spent the previous two seasons with the Lincoln Stars of the USHL ... Named the 2008 B2 Networks USHL Player of the Year and the CCM Forward of the Year ... Named to 2008 CCM All-USHL First Team ... Appeared in 54 games in 2007-08 and led Lincoln in points (69) and goals (37) ... His 37 goals rank as the second-highest single-season total in Lincoln history ... Added another three goals and nine assists in eight play-off games ... Appeared in the 2008 USHL Prospects/All-Star Game ... Scored 36 points (16g, 20a) in 32 games for Lincoln in 2006-07 before suffering a season-ending injury.

Personal: Undecided on a major ... Son of Norm and Lee Gregoire.

▶ PLAYER PROFILES

Graeme Harrington

goalie **35**

Class: Freshman
Born: Jan. 29, 1987
Hometown: Glenside, Sask.
Previous Team: Dryden (SIJHL)
Height: 5-11
Weight: 186
Shoots: Left
NHL Rights: Free Agent
Major: Pre-Entrepreneurship

Before UND: A 2005 graduate of Outlook High School ... Spent the past two seasons with the Dryden Ice Dogs of the Superior International Junior Hockey League (SIJHL) ... Led Dryden to a league championship in 2007-08 and posted a 2.95 goals against average with a .904 save percentage ... One of 10 2008 RBC Junior A Scholarship recipients ... Received 2008 SIJHL Scholar/Talent Award ... Appeared in 16 games for the SIJHL's Humboldt Broncos in 2005-06.

Personal: Majoring in pre-entrepreneurship ... Son of John and Jean Harrington ... Older brother, Travis, played hockey at the University of Saskatchewan.

Brett Hextall

forward **26**

Class: Freshman
Born: April 2, 1988
Hometown: Manhattan Beach, Calif.
Previous Team: Penticton (BCHL)
Height: 5-11
Weight: 188
Shoots: Right
NHL Rights: Phoenix ('08)
Major: Undeclared

Before UND: Drafted by the Phoenix Coyotes in the sixth round (159th overall) of the 2008 NHL Entry Draft ... A 2006 graduate of Northwood High School ... Spent the past two seasons with the Penticton Vees of the BCHL ... Was the BCHL finalist for the 2008 RBC-Canadian Junior A Hockey League Player of the Year award ... Named Penticton's Most Inspirational Player and Fan Favorite ... Scored a team-leading 72 points (24g, 48a) in 54 games in 2007-08 and captained the Vees to a BCHL championship ... Also led the team and ranked eighth in the BCHL in assists ... Appeared in 59 games in 2006-07 and was named Penticton's rookie of the year after collecting 45 points (18g, 27a) and a team-leading 156 penalty minutes ... Won a gold medal at the 2007 World Junior A Challenge with Team Canada West.

Personal: Undecided on a major ... Son of Ron and Diane Hextall ... Father played 13 seasons in the NHL with Philadelphia, Quebec and the New York Islanders and won the Vezina (best goaltender) and Conn Smythe (playoff MVP) trophies as a rookie in 1986-87 ... Great uncle, Dennis Hextall, lettered in hockey at UND from 1964-66 and scored 101 points in 63 career games ... Grandfather, Bryan Hextall, Jr., spent nine seasons in the NHL for the New York Rangers, Pittsburgh, Atlanta, Detroit and Minnesota ... Great grandfather, Bryan Hextall, Sr., played 11 seasons with the New York Rangers.

Mario Lamoureux



forward **9**

Class: Freshman
Born: June 18, 1988
Hometown: Grand Forks, N.D.
Previous Team: Tri-City (USHL)
Height: 5-9
Weight: 185
Shoots: Left
NHL Rights: Free Agent
Major: Undeclared

Before UND: A 2007 graduate of Grand Forks Central High School ... Spent the past four seasons with the Tri-City Storm of the USHL ... The franchise's all-time leading scorer with 129 points in 236 career games ... Appeared in 60 games in 2007-08 and collected 41 points (9g, 32a) and 152 penalty minutes ... Scored a career-high 15 goals in 60 games in 2006-07 ... Added 19 assists and 100 penalty minutes ... Scored another two goals and two assists in nine playoff games in 2006-07.

Personal: Undecided on a major ... Son of Pierre and Linda Lamoureux ... Father was a goaltender and three-time letterwinner at UND from 1979-82 and played on UND's 1982 NCAA championship team ... Brother, Jean-Philippe, was a goaltender for the Sioux from 2004-08 and is tied for first on the school's all-time list with a 2.14 career goals against average ... Brother, Jacques, is a sophomore forward at Air Force ... Brother, Pierre-Paul, is a freshman defenseman at the University of Manitoba ... Sisters, Monique and Jocelyn, are freshman forwards at the University of Minnesota.

David Toews



forward **18**

Class: Freshman
Born: June 7, 1990
Hometown: Winnipeg, Manitoba
Previous Team: Shattuck-St. Mary's
Height: 5-11
Weight: 185
Shoots: Right
NHL Rights: N.Y. Islanders ('08)
Major: Undeclared

Before UND: Drafted by the New York Islanders in the third round (66th overall) of the 2008 NHL Entry Draft ... A 2008 graduate of Shattuck-St. Mary's in Faribault, Minn. ... Spent the past two seasons at Shattuck-St. Mary's and led the team to back-to-back national championships ... Scored 100 points (44g, 56a) in 51 games in 2007-08, tying for the team lead in goals ... Scored 34 goals and a team-leading 47 assists for 81 points in 61 games in 2006-07.

Personal: Undecided on a major ... Son of Bryan Toews and Andree Gilbert ... Older brother, Jonathan, was a forward at UND from 2005-07 and was a first team All-American in 2007 ... Currently plays for the NHL's Chicago Blackhawks and was named to the NHL All-Rookie team in 2007-08.

Chay Genoway *(continued from p. 17)*

2006-07 (Freshman): Played in all 43 UND games ... Played 13 games at forward and 30 at defense ... Genoway's 13 games as a forward all came in UND's first 17 games; he played defense in each of UND's last 26 games, beginning Dec. 16 against Michigan Tech ... Had five goals and 14 assists for 19 points on the season ... Scored eight points (3g, 5a) as a forward and 11 points (2g, 9a) as a defenseman ... Had six multi-point games, including back-to-back two-point games in sweep at Minnesota State on Oct. 27-28 ... Scored first goal of career on Oct. 27 at Minnesota State ... Had three-game goal-scoring streak from Nov. 24-Dec. 8 ... Scored first game-winning goal in 7-2 win at St. Cloud State on March 3 ... Had a +13 plus/minus rating on the season ... Finished 12th in WCHA scoring in league games (0.50 points per game) among league rookies ... Named UND's Rookie of the Year ... Received honorable mention by College Hockey News when it named its national all-rookie team ... Earned first letter.

Before UND: Spent the 2005-06 season playing for the Vernon Vipers of the BCHL ... Scored 17 goals and had 40 assists for 57 points in 66 games for Vernon ... In his senior year of high school, he had 21 goals and 47 assists for 68 points in 68 games for Shattuck-St. Mary's ... Member of 2004-05 Shattuck-St. Mary's national midget championship team.

Personal: Majoring in management ... A 2005 graduate of Shattuck-St. Mary's ... Son of Kathy Fisher and Bob Genoway ... Brother, Colby, played forward and lettered for three seasons for the Fighting Sioux from 2002-05 and most recently played for the AHL's Manitoba Moose.

Andrew Kozek *(continued from p. 19)*

2005-06 (Freshman): Appeared in all 46 games as a freshman with seven goals and six assists for 13 points ... Tied for seventh on the team in goals with seven ... Held scoreless in his last eight games after a two-goal performance vs. Michigan Tech (March 4) ... Also had a two-goal game at Michigan Tech (Dec. 3) ... Earned his first collegiate points with a pair of assists vs. Northeastern (Oct. 14) ... Earned first letter.

Before UND: Drafted in the second round (53rd overall) by the Atlanta Thrashers in the 2005 NHL Entry Draft ... Spent the 2004-05 and 2003-04 seasons with Surrey of the BCHL ... Finished second in league regular season scoring with 97 points (48 goals, 49 assists) in 60 games, had 16 power play goals and also had 81 PIM ... Tallied 29 points (19 goals, 10 assists) in 26 playoff games last season ... Had 41 points (19 goals, 22 assists) in 58 games in 2003-04.

Personal: Majoring in general studies ... A 2004 graduate of Earl Marriot High in Whiterock, B.C. ... Son of Joe and Linda Kozek.

Chris VandeVelde *(continued from p. 26)*

Before UND: Drafted in the fourth round (97th overall) by the Edmonton Oilers in the 2005 NHL Entry Draft ... Spent the 2005-06 season playing for the Lincoln Stars of the USHL ... Scored 16 goals and had 20 assists in 56 games ... Three-year hockey letterwinner in high school and helped the Spuds to three consecutive Minnesota High School state tournament appearances ... Team MVP as senior and all-state and all-tournament selection ... Had 77 points in his senior season ... High school teammate of UND sophomore defenseman Brian Lee ... Also lettered two years in football and baseball.

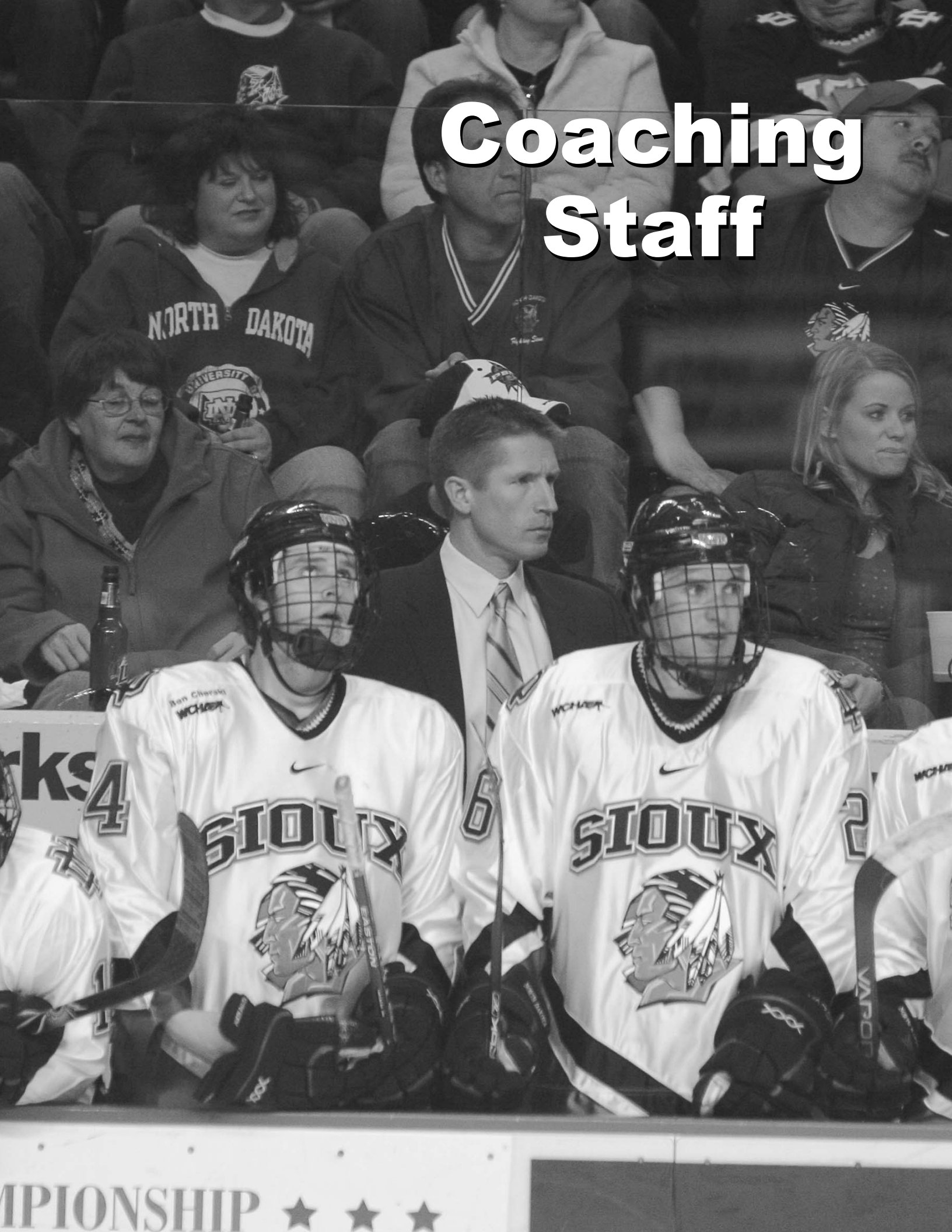
Personal: Majoring in general studies ... A 2005 graduate of Moorhead (Minn.) High School ... Son of Mark and Janine VandeVelde ... Grandfather played baseball for the Cincinnati Reds.

Matt Watkins *(continued from p. 28)*

Before UND: Drafted in the fifth round (160th overall) by the Dallas Stars in the 2005 NHL Entry Draft ... Spent the 2004-05 season with Vernon in the BCHL, finishing regular season with 74 points (36 goals, 38 assists) in 60 games, also had 53 penalty minutes ... Was second on team and 10th in league in scoring ... In 2003-04, was the leading scorer for his Tisdale midget team in Saskatchewan, with 71 points (34 goals, 37 assists) in 44 games, had 52 penalty minutes ... Also competed for three years in track in high school in the long jump, triple jump and sprints.

Personal: Majoring in marketing ... A 2004 graduate of Craik (Sask.) High School ... Son of Cliff and Nora Watkins.

Coaching Staff



HEAD COACH DAVE HAKSTOL



Dave Hakstol

Head Coach
5th season at UND

Four-year coaching accomplishments at a glance:

- Four NCAA Frozen Fours
- Leads WCHA coaches in postseason wins the past four seasons
- 2006 WCHA playoff champs




Dave Hakstol congratulates UND sophomore Ryan Duncan at a news conference in St. Louis, Mo., after Duncan was named the 2007 Hobey Baker Memorial Award winner.

Four seasons as head coach – four berths in the NCAA Frozen Four. That’s what Dave Hakstol has accomplished since taking over as head coach of the University of North Dakota men’s hockey team in July of 2004.

Just two other coaches in college hockey history (Jack Parker and Doug Woog) have achieved that feat, with Hakstol becoming the third.

Last season Hakstol led UND to a 28-11-4 overall record and 18-7-3 WCHA mark (second place). The Fighting Sioux have moved up in the WCHA regular season standings in each of Hakstol’s four seasons, from fifth to fourth to third to second last season.

In Hakstol’s first season (2004-05) as head coach, he led a team with nine seniors to the Frozen Four. In his second season (2005-06), he led a team with 13 freshmen and just two seniors to the Frozen Four.



Dave Hakstol was named head coach of the Fighting Sioux at a press conference on July 9, 2004.

In his third season, Hakstol took UND to the Frozen Four yet again, and sophomore forward Ryan Duncan won the Hobey Baker Memorial Award as the best player in college hockey.

In four seasons, Hakstol has compiled a record of 106-56-15 (.641) overall.

A key in Hakstol’s success has been surrounding himself with an outstanding coaching staff. His first two seasons, he was joined by associate head coach Brad Berry and

assistant coach Cary Eades. Eades has won championships on every level at which he has played or coached.

Berry’s outstanding work at UND resulted in him accepting an assistant coach position in the NHL’s Vancouver Canucks organization in the summer of 2006.

To fill the vacancy created by Berry’s departure, Eades was promoted to associate head coach and Hakstol hired former Sioux and NHL player Dane Jackson as an assistant coach.

Jackson, who had an 11-year career as a professional hockey player, has become an integral part of the coaching staff the past two seasons by working individually with each Fighting Sioux player on developing their skills.

Impressive postseason record

The trademark of the Fighting Sioux during Hakstol’s first four seasons has been UND’s ability to play its best hockey at the most crucial time of the year – in the playoffs.

During his first four years, Hakstol has led the Sioux to an overall postseason record of 23-9 (.719) that includes a 14-5 WCHA playoff record and 9-4 NCAA playoff mark. UND’s 14 WCHA playoff wins the last four seasons are two more than any other WCHA team, and UND’s nine NCAA playoff wins the last four seasons are second-best in the nation during that time.

Four-time finalist for national coaching award

After UND’s impressive postseason runs in each of the last four seasons, Hakstol has been honored as a national finalist for the American Hockey Coaches Association’s Spencer Penrose Award, given annually to the NCAA Division I Men’s Ice Hockey Coach of the Year. In 2005, he was one of three coaches named as runner-up for the prestigious award.

(continued on next page)

Dave Hakstol's UND Coaching Record

Year	WCHA				WCHA		Overall				NCAA
	W	L	T	Pct.	Finish	Playoffs	W	L	T	Pct.	Tournament
2004-05	13	12	3	.611	5th	3rd	25	15	5	.611	NCAA runnerup
2005-06	16	12	0	.571	t-4th	1st	29	16	1	.641	NCAA semifinals
2006-07	13	10	5	.554	3rd	2nd	24	14	5	.616	NCAA semifinals
2007-08	18	7	3	.696	2nd	3rd	28	11	4	.698	NCAA semifinals
Totals	60	41	11	.585			106	56	15	.641	

Years at UND: 4

NCAA Appearances: 4

NCAA Frozen Four Appearances: 4

NCAA Championship Game Appearances: 1

WCHA Final Five Appearances: 4

WCHA Final Five Championship Appearances: 2

WCHA Final Five Championships: 1

Player development

UND has developed a reputation for doing an outstanding job in preparing players for professional hockey careers and careers beyond hockey. Last year (2007-08) 14 former Fighting Sioux played in the National Hockey League and another 28 former UND players played professional hockey.

Eleven of the 14 former UND players who played in the NHL were coached by Hakstol during the eight seasons he has coached at UND.

Last season (2007-08), Jonathan Toews made the jump directly to the NHL's Chicago Blackhawks after playing two years at UND. He was a finalist for the NHL's Rookie of the Year Award and in the summer of 2008 was named the captain of the Blackhawks, becoming the third-youngest captain in NHL history. Toews was 20 years and 79 days old when he assumed the role as Chicago's captain.

Toews is one of four former UND players in the last two seasons to debut in the NHL the year after completing their UND careers.

Defenseman Brian Lee debuted with Ottawa last season after playing two seasons for UND. Two players who completed their Fighting Sioux careers in 2005-06 – Travis Zajac and Drew Stafford – made their NHL debuts the very next season (2006-07).

In the last six seasons, 29 UND players have been selected in the NHL Entry Draft, including six in both the 2007 and 2008 NHL Drafts.



UND leads WCHA in All-Academic selections in back-to-back seasons

UND men's hockey players are also outstanding students. In 2007-08, 10 UND men's hockey players earned WCHA All-Academic honors, most in the league.

In 2006-07, 11 Fighting Sioux were named to the WCHA All-Academic team, tying for the WCHA league high.

(continued on next page)

Postseason wins the past four seasons

Since Dave Hakstol was named UND's head coach, the Fighting Sioux lead all WCHA teams in conference playoff wins, NCAA playoff wins and overall playoff wins over the past four seasons. UND is also second among all Division I men's hockey schools in NCAA wins over the past four years.

WCHA playoff records (2005 through 2008)

Most Wins	Team
14-5	North Dakota
12-7	Minnesota
9-4	Denver
9-6	Wisconsin
8-8	St. Cloud State
7-7	Colorado College
3-8	Minnesota Duluth
3-8	Michigan Tech
2-8	Alaska Anchorage
2-8	Minnesota State

Overall WCHA & NCAA playoff record among WCHA teams (2005 through 2008)

Most Wins	Team
23-9	North Dakota
15-11	Minnesota
14-7	Wisconsin
13-5	Denver
9-10	Colorado College
8-10	St. Cloud State
3-8	Minnesota Duluth
3-8	Michigan Tech
2-8	Alaska Anchorage
2-8	Minnesota State

NCAA Division I men's hockey playoff record (2005 through 2008) (All teams with at least one win are listed.)

Most Wins*	Team
11-3	Boston College (3 Frozen Fours)
9-4	North Dakota (4 Frozen Fours)
6-2	Michigan State (1 Frozen Four)
5-2	Wisconsin (1 Frozen Four)
4-1	Denver (1 Frozen Four)
4-2	Notre Dame (1 Frozen Four)
4-3	Maine (2 Frozen Fours)
3-4	Minnesota (1 Frozen Four)
3-4	Michigan (1 Frozen Four)
2-2	Cornell
2-3	Colorado College (1 Frozen Four)
2-3	Miami
1-1	Clarkson
1-1	Holy Cross
1-1	Massachusetts
1-3	Boston University
1-4	New Hampshire



Dave Hakstol meets the media at the 2005 NCAA Frozen Four.

A prestigious coaching position

Hakstol, 35 years old when he was named UND's head men's hockey coach on July 9, 2004, is just the 15th head men's hockey coach in school history and only the fourth Fighting Sioux head coach in the past 36 years. Hakstol, a Sioux player from 1989-92, is also just the fifth former UND player to also become head coach at North Dakota.

Taking over a tradition-rich program that is synonymous with the word "excellence" was no small task, but Hakstol's background prepared him for the challenge. Prior to taking over as UND's head coach, the former Sioux captain was a member of Dean Blais's coaching staff for four seasons and in that stint helped coach the Sioux to a 101-47-19 (.662) overall record and 63-33-16 (.634) WCHA record.

During Hakstol's four years under Blais, UND won two WCHA titles, made three NCAA appearances and finished as the 2001 national runnerup.

Named a UND assistant coach on July 1, 2000, Hakstol was elevated to associate head coach in December 2000, and he served as the team's recruiting coordinator in his four seasons working under Blais.



Dave Hakstol is in his fifth season as UND's head coach.

The Dave Hakstol File

PERSONAL:

Born: July 30, 1968
Hometown: Warburg, Alberta
Education: Bachelor of business administration degree in Financial Management, UND, 1996
Family: Wife, Erinn; daughter, Avery; son, Brendan

COACHING CAREER:

July 9, 2004 Head Coach, Univ. of North Dakota
July 1, 2004 Interim Head Coach, Univ. of North Dakota
December 2000 Associate Head Coach, Univ. of North Dakota
July 1, 2000 Assistant Coach, Univ. of North Dakota
1996-2000 General Manager & Head Coach, Sioux City, USHL
1998 Head Coach, USA/USHL Team, IIHF Four Nations Cup
1998 Head Coach, Central District Team (USA), National Select 16 Festival

COACHING AWARDS:

1997-98 USHL Coach of the Year

PLAYING CAREER:

1994-96 Minnesota Moose (IHL)
1992-94 Indianapolis Ice (IHL)
1989-92 University of North Dakota

CAREER STATISTICS:

IHL: 250 games played, 12 goals, 37 assists, 49 points, 455 PIM
UND: 107 games played, 10 goals, 36 assists, 46 points, 191 PIM

In that capacity, Hakstol played a vital role in helping attract top-caliber student-athletes to UND. Eleven UND players or recruits were drafted by National Hockey League teams while Hakstol and former associate head coach Brad Berry were Sioux assistants.

Experienced junior hockey coach, 1998 USHL Coach of the Year

Prior to joining the UND staff on July 1, 2000, Hakstol spent four seasons (1996-2000) as the general manager and head coach of the Sioux City Musketeers of the United States Hockey League, posting winning seasons in his last three seasons. Overall, Hakstol had a 101-109-13 record with the Musketeers. He was named the USHL Coach of the Year in 1997-98, when he led Sioux City to a 32-21-3 record.

While coaching at Sioux City, Hakstol also coached the 1998 USA/USHL hockey team at the IIHF Four Nationals Cup in Oslo, Norway, and he was the head coach of the Central District team (USA Hockey) at the National Select 16 Festival in Ann Arbor, Mich., in 1998.

(continued on next page)


Dave Hakstol vs. Opponents

Alaska Anchorage	Overall 6-5-1 Home 4-1-1 Away 2-4-0	Holy Cross	Overall 1-0-0 Home 1-0-0	New Hampshire	Overall 2-1-1 Home 1-1-0 Away 1-0-1
Bemidji State	Overall 7-0-1 Home 5-0-1 Away 2-0-0	Maine	Overall 2-2-0 Home 0-2-0 Away 2-0-0	Northeastern	Overall 3-0-1 Home 2-0-0 Away 1-0-1
Boston College	Overall 1-4-1 Away 0-1-1 Neutral 1-3-0	Miami	Overall 1-0-0 Neutral 1-0-0	Princeton	Overall 1-0-0 Neutral 1-0-0
Boston University	Overall 1-0-0 Neutral 1-0-0	Michigan	Overall 2-0-0 Home 1-0-0 Neutral 1-0-0	Quinnipiac	Overall 2-0-0 Home 2-0-0
Canisius	Overall 2-0-0 Home 2-0-0	Michigan State	Overall 1-1-0 Home 1-0-0 Neutral 0-1-0	St. Cloud State	Overall 9-4-5 Home 3-2-3 Away 4-2-2 Neutral 2-0-0
Colorado College	Overall 6-7-0 Home 3-3-0 Away 2-4-0 Neutral 1-0-0	Michigan Tech	Overall 11-4-0 Home 6-3-0 Away 5-1-0	St. Lawrence	Overall 1-0-0 Neutral 1-0-0
Dartmouth	Overall 1-0-0 Away 1-0-0	Minnesota	Overall 9-6-1 Home 2-4-0 Away 4-1-1 Neutral 3-1-0	Wisconsin	Overall 6-8-1 Home 1-4-1 Away 2-4-0 Neutral 3-0-0
Denver	Overall 6-9-0 Home 3-3-0 Away 3-3-0 Neutral 0-3-0	Minnesota Duluth	Overall 11-2-1 Home 6-1-1 Away 5-1-0		
Harvard	Overall 1-1-0 Home 1-1-0	Minnesota State	Overall 13-2-2 Home 8-2-1 Away 5-0-1		

Professional, collegiate playing experience

Before beginning his coaching career, Hakstol played professional hockey with the IHL's Minnesota Moose from 1994-96, serving as team captain for two years, and with the IHL's Indianapolis Ice from 1992-1994, serving as team captain for one season. In five professional seasons, Hakstol played in 250 games, scoring 12 goals and recording 37 assists. He also accumulated 455 penalty minutes.

As a defenseman on the Sioux hockey team from 1989-92, Hakstol was a three-year letterwinner and served as team captain from 1990 to 1992. He played in 107 games for UND, scoring 10 goals and adding 36 assists for 46 points. He had 77 penalties for 191 minutes.




A three-year letterwinner at UND, Hakstol was team captain from 1990-92.



Photo credit: Larry Grace

Hakstol played in 250 games in the International Hockey League and served as team captain of the Minnesota Moose for two years.

ASSOCIATE HEAD COACH CARY EADES



Cary Eades is in his fifth season on the Fighting Sioux coaching staff. Eades was promoted to associate head coach last year after serving as an assistant for two seasons.

In addition to his UND coaching duties, Eades is heavily involved with USA Hockey. He has worked numerous national festivals and in August 2006, he was named head coach for USA Hockey's Under-17 team that participated in the Three Nation's Tournament in Rochester, N.Y.

Involved in all aspects of the Sioux program, Eades' responsibilities with UND include coaching the power play, an area in which he has a great deal of expertise as both a coach and player (see box below).

Last season UND led all WCHA teams in overall power play percentage (23.9 percent), and the Sioux officially finished second nationally in NCAA power play percentage.

Prior to joining the UND staff in 2004, Eades spent the previous 11 seasons (from 1994 to 2004) as head coach of the boys hockey team at Warroad (Minn.) High School. A former UND player, Eades led Warroad to three Minnesota state class "A" championships and posted a 237-62-6 (.787) overall record.

This is Eades' second stint on the UND coaching staff. Eades, 48, previously was an assistant coach for the 1987 NCAA and WCHA champion Sioux while serving as a member of former UND head coach Gino Gasparini's staff for seven seasons (1984-91).

Prior to that, Eades played hockey at North Dakota for four seasons (1978-82), playing on two UND national championship teams (1980 and 1982) and three WCHA championship teams (1979, 1980, 1982). He was UND's team captain his senior season (1981-82).

Eades played in 144 games for the Sioux, scoring 85 goals and 79 assists for 164 points. His 85 career goals rank ninth on the all-time Sioux list. UND compiled a 117-47-3 record during Eades four years of college. After his college playing career, Eades played professional hockey for two seasons in the St. Louis Blues organization.

At Warroad, Eades led his team to seven Section 8 championships and two state runner-up finishes in addition to the three state championships. He was the 1996 Minnesota State High School Coach of the Year and a three-time Section 8 Coach of the Year.

Prior to taking over at

The Cary Eades File

Born: Oct. 29, 1959

Hometown: Burnaby, B.C.

Alma Mater: UND (1978-82); Bachelor of Science in health & physical education ('84); Master's of Education ('86)

COACHING CAREER:

2006-present	Associate Head Coach, Univ. of North Dakota
2005-06	Assistant Coach, University of North Dakota
1993-04	Head Coach, Warroad (Minn.) High School
1991-93	General Manager/Coach, Dubuque (USHL)
1984-91	Assistant Coach, University of North Dakota

PLAYING CAREER:

1982-84	Salt Lake City (CHL) & Montana (CHL)
1978-82	University of North Dakota
1976-78	Penticton (BCJHL)

CAREER TOTALS:

CHL: 94 GP, 24-35-59, 117 PIM

UND: 144 GP, 85-79-164, 228 PIM

Notable: Played on two UND NCAA championship teams, team captain of 1982 team; Played on one CHL championship team and two BCJHL championship teams; Coached Warroad HS to three state championships.

UND Power Play Records

Cary Eades ranks among UND's leaders in several all-time school power play record categories.

Career Power Play Goals


1. Mark Taylor (1976-80) 43
2. Dixon Ward (1988-92) 40
3. **Cary Eades (1978-82) 36**
4. Russ Romaniuk (1988-91) . . . 33
5. Bob Joyce (1984-87) 32

Single-Season PPG (since 1975-76)

1. Doug Smail (1979-80) 17
2. Russ Romaniuk (1990-91) . . . 16
- Bob Joyce (1985-86) 16
4. Dixon Ward (1991-92) 15
- Bob Joyce (1986-87) 15
- Jim Archibald (1984-85) 15
7. Steve Johnson (1987-88) . . . 14
- Cary Eades (1981-82) 14**
9. Six players tied 13

Power Play Goals by a Freshman

1. Troy Murray (1980-81) 13
2. Mark Taylor (1976-77) 12
3. T.J. Oshie (2005-06) 11
- Ian Kallay (1995-96) 11
- Cary Eades (1978-79) 11**
6. Travis Zajac (2004-05) 10



Cary Eades (center) is pictured with Phil Sykes (left) and UND head coach John "Gino" Gasparini after the Sioux won the 1982 NCAA title.

Warroad, Eades spent two seasons as general manager and coach of the Dubuque Fighting Saints of the United States Hockey League. The Saints qualified for the national junior tournament both seasons under Eades and were the 1993 national junior champions. At Dubuque, Eades posted an overall win/loss record of 86-46-7 (.647).

Eades' family includes his wife, Dana, and his children, Alexandra (15), Edward (12) and Erica (10).



Dane Jackson is in his third season as an assistant coach on the UND men's hockey coaching staff.

Jackson, 38, joined UND in 2006 after serving as head coach and player personnel director for the Adirondack Frostbite of the United Hockey League.

Adirondack went 25-12-3 under Jackson and finished in the league's top five in both the penalty kill and power play.

Prior to coaching at Adirondack, Jackson spent two seasons as an assistant coach for the American Hockey League's Manchester Monarchs. The Monarchs posted 102- and 109-point seasons during Jackson's two seasons there.

Jackson, a native of Castlegar, British Columbia, played for the Fighting Sioux from 1988-92.

During Jackson's UND playing career, he scored 103 points (59 goals, 44 assists) in 150 career games and served as an alternate captain as a senior. After finishing his UND career, Jackson went on to an 11-year professional playing career in the AHL, that included stints in the NHL during four seasons. Jackson played in the NHL for the Vancouver Canucks, Buffalo Sabres and New York Islanders, recording 18 points (12 goals, six assists) in 45 career games.

Jackson was a captain five times during his professional playing career and won community service awards in two separate cities (Syracuse, N.Y. and Hamilton, Ontario) and was honored with the Rochester Americans' Leadership and Dedication Award in 2000-01.

Jackson graduated from UND in 1992 with a bachelor's degree in business administration. He was a WCHA All-Academic selection in 1989-90 and in 1988-89 was honored with UND's Tom Hoghaug Memorial Scholarship, which is given annually to a freshman hockey player who has demonstrated initiative, character and a sense of responsibility.

Jackson's family includes his wife, Carrie, son, Dillon, who is 2-1/2 years old. The Jacksons will be adding to their family this season, as Carrie is expecting twins.

The Dane Jackson File

Born: May 17, 1970

Hometown: Castlegar, British Columbia

Alma Mater: UND (1988-92); Bachelor of Science in business administration ('92)

COACHING CAREER:

2006-present Assistant Coach, Univ. of North Dakota

Jan.-May 2006 Head Coach, Adirondack (UHL)

2003-05 Assistant Coach, Manchester (AHL)

NHL PLAYING CAREER:

1997-98 New York Islanders

1995-96 Buffalo Sabres

1993-95 Vancouver Canucks

AHL PLAYING CAREER:

2001-03 Manchester Monarchs

1999-01 Rochester Americans

1998-99 Lowell Lock Monsters

1995-98 Rochester Americans

1994-95 Syracuse Crunch

1992-94 Hamilton Canucks

CAREER TOTALS:

NHL: 45 GP, 12-6-18, 58 PIM

AHL: 716 GP, 211-238-449, 1040 PIM

UND: 150 GP, 59-44-103, 249 PIM

Notable: Selected in the third round (44th overall) by the Vancouver Canucks in the 1988 NHL Entry Draft; Five-time team captain in AHL; One-time AHL All-Star.



The 2008 Frozen Four with coaches Scott Koberinski, Dane Jackson, Dave Hakstol and Cary Eades.

HOCKEY COACHING AND SUPPORT STAFF



Scott Koberinski Volunteer Assistant Coach

Scott Koberinski is in his fourth season as UND's volunteer assistant coach.

Koberinski, 41, works as the hockey coordinator for the Grand Forks Park District.

A native of North Battleford, Saskatchewan, Koberinski was a four-year letterwinner for the Fighting Sioux from

1985-89 and was a sophomore on UND's 1987 national championship team. He set career highs that season in points (46), goals (19) and assists (27). Koberinski is tied for 34th on UND's all-time scoring list with 136 points (48 goals, 88 assists) in 160 career games.

After his UND career, Koberinski played for three seasons with the Swindon Wildcats of the British Hockey League and one year with the Fargo-Moorhead Express of the American Hockey Association.

He was head coach of Waterloo in the USHL from 1999-2002.

Koberinski and his wife, Debbie, have two daughters, Taylor (15) and Riley (11).



Patrick Swanson Hockey Operations Manager

Patrick Swanson is in his fourth season as UND's hockey operations manager. Swanson takes care of all team travel and equipment needs. Swanson is a 2002 graduate of UND with a bachelor's degree in business management. From 1998 to 2002 he was a student manager with the UND men's hockey team.

After graduating from UND, Swanson was the head equipment manager for the Rockford IceHogs (United Hockey League) in 2002-03 and with the Cincinnati Mighty Ducks (American Hockey League) in 2003-2004.

While with Cincinnati, Swanson worked the NHL rookie and pro training camp for the NHL's Anaheim Mighty Ducks.



Dr. Greg Greek Team Physician

Dr. Greg Greek is in his 17th year as the UND team physician for the men's hockey team. Greek is also in his 16th year as a faculty member for the UND Family Practice Center, where he has served as program director for the past three years.

A native of Mohall, N.D., Greek received a bachelor's degree in medical technology from UND and also a master's in microbiology and medical doctorate degree from UND. He did his residency in family practice at UND and also has a certificate of equivalency in sports medicine.

Greek and his wife, Colette, reside in Grand Forks. They have four children, Mike (29), Katy (27), Kristen (25) and Matt (20).



Mark Poolman Athletic Trainer

Mark Poolman, ATC, is in his 14th season as the athletic trainer for the Sioux hockey program. Poolman is a 1992 graduate of UND with bachelor degrees in physical education and athletic training. Poolman completed his master's degree in exercise physiology at UND in 1997.

A native of Warren, Minn., Poolman was a three-year letterwinner on the gridiron and served as UND team captain during his senior season. He was also a first-team all-North Central Conference wide receiver for the Fighting Sioux in 1988.

He still ranks ninth on the all-time list for regular season career pass receptions (116) and ninth in career pass receiving yards (1,600).

Poolman and his wife, LeAnne, have three sons, Tucker (15), Colton (13) and Mason (6).



Cheryl Gilbertson Administrative Assistant

Cheryl Gilbertson is in her eighth year as the administrative assistant in the Fighting Sioux men's hockey office. Her office is located in Ralph Engelstad Arena.

Gilbertson is a Grand Forks, N.D., native and a graduate of Grand Forks Central High School. She attended UND and is a graduate of a business college.

Gilbertson's family includes her husband, Ron, and their two sons, Paul and Chad.



Makoto Tsuchiya Team Video Coordinator


Makoto Tsuchiya is in his third season as UND's team video coordinator.

Tsuchiya has worked since 1995 for UND's Division of Sports Medicine, where he is an assistant professor/instructional technology coordinator/ assistant athletic trainer.

Tsuchiya previously worked at Northeastern University (1990-1994) as an assistant professor and clinical coordinator for athletic training. He has also worked as head athletic trainer at Hampden-Sydney College (1988-1990) and Salem College (1985-88) and an assistant trainer at Kansas State (1985).

Tsuchiya received a bachelor's degree in physical education with an emphasis in athletic training from West Virginia University in 1984. He received a master's degree in exercise physiology from West Virginia in 1986.

Tsuchiya resides in Grand Forks.



2008-09 Opponents

2008-09 WCHA COMPOSITE SCHEDULE

September

Date Game
Thu/25 U.S. Under-18 Team @ Alaska Anchorage (x) @ Wasilla, AK

October

Date Game
Sat/4 Univ. of Toronto @ Michigan Tech (x)
Univ. of Alberta @ Denver (x)
Univ. of British Columbia @ Alaska Anchorage (x) @ Wasilla, AK
Sun/5 Lakehead Univ. @ Minnesota Duluth (x)
Univ. of Manitoba @ North Dakota (x)
Mon/6 Univ. of Alberta @ Colorado College (x)
Wed/8 Univ. of British Columbia @ St. Cloud State (x)
Fri/10 Wisconsin @ Boston College (nc)
Ice Breaker Tournament
@ Agganis Arena, Boston, MA
UMass vs Michigan State (nc)
North Dakota vs Boston University (nc)
Michigan Tech @ Northern Michigan (nc) (Superior Showcase)
Minn. Duluth @ Lake Superior St. (nc) (Superior Showcase)
Mercyhurst @ St. Cloud State (nc)
Univ. of British Columbia @ Minnesota (x)
Bemidji State @ Minnesota State (nc)
Alabama-Huntsville @ Colorado College (nc)
Kendall Hockey Classic
@ Sullivan Arena, Anchorage, AK
Northeastern vs Alaska Fairbanks (nc)
Connecticut vs Alaska Anchorage (nc)
Sat/11 Wisconsin @ New Hampshire (nc)
Ice Breaker Tournament
@ Agganis Arena, Boston, MA
UMass vs North Dakota (nc)
Michigan State vs Boston University (nc)
Michigan Tech @ Lake Superior State (nc) (Superior Showcase)
Minnesota Duluth @ Northern Michigan (nc) (Superior Showcase)
Mercyhurst @ St. Cloud State (nc)
Bemidji State @ Minnesota State (nc)
U.S. Hockey Hall of Fame Game
Notre Dame @ Denver (nc)
Ala.-Huntsville @ Colorado College (nc)
Kendall Hockey Classic
@ Sullivan Arena, Anchorage, AK
Connecticut vs Alaska Fairbanks (nc)
Northeastern vs Alaska Anchorage (nc)

Fri/17 Minnesota @ St. Cloud State
North Dakota @ Minnesota State
Western Mich. @ Minnesota Duluth (nc)
Wisconsin @ Denver
Michigan Tech @ Colorado College
Alaska Goal Rush Tournament
@ Fairbanks, AK
Maine vs Alaska Anchorage (nc)
Mercyhurst vs Alaska Fairbanks (nc)
St. Cloud State @ Minnesota
North Dakota @ Minnesota State Western
Michigan @ Minnesota Duluth (nc)
Wisconsin @ Denver
Michigan Tech @ Colorado College
Alaska Goal Rush Tournament
@ Fairbanks, AK
Mercyhurst vs Alaska Anchorage (nc)
Maine vs Alaska Fairbanks (nc) Fri/24
Colorado College @ Clarkson (nc)
Minnesota @ Wisconsin
St. Cloud State @ Bemidji State (nc)
Ohio State @ Denver (nc)
Minnesota Duluth @ Alaska Anchorage
U.S. Under-18 Team @ Michigan Tech (x)
Colorado College @ Clarkson (nc)
Minnesota @ Wisconsin
St. Cloud State @ Bemidji State (nc)
Ohio State @ Denver (nc)
Minnesota Duluth @ Alaska Anchorage
Fri/31 Alaska Anchorage @ Michigan Tech
Minnesota State @ Minnesota
Wisconsin @ North Dakota
Colorado College @ Denver

November

Date Game
Sat/1 Alaska Anchorage @ Michigan Tech
St. Cloud State @ Minnesota Duluth
@ Xcel Energy Center, St. Paul, MN
Minnesota vs Minnesota State (WCHA)
@ Xcel Energy Center, St. Paul, MN
Wisconsin @ North Dakota
Sun/2 Denver @ Colorado College
Fri/7 Michigan Tech @ Wisconsin
New Hampshire @ Minnesota (nc)
Robert Morris @ St. Cloud State (nc)

Minnesota Duluth @ Denver
North Dakota @ Colorado College
Minnesota State @ Alaska Anchorage
Sat/8 Michigan Tech @ Wisconsin
New Hampshire @ Minnesota (nc)
Robert Morris @ St. Cloud State (nc)
Minnesota Duluth @ Denver
North Dakota @ Colorado College
Minnesota State @ Alaska Anchorage
Fri/14 Wisconsin @ Minnesota Duluth
Denver @ St. Cloud State
Colorado College @ Minnesota State
Alaska Anchorage @ North Dakota
Sat/15 Michigan Tech @ Minnesota
Wisconsin @ Minnesota Duluth
Denver @ St. Cloud State
Colorado College @ Minnesota State
Alaska Anchorage @ North Dakota
Sun/16 Michigan Tech @ Minnesota
Fri/21 Minnesota State @ Michigan Tech
North Dakota @ Minnesota Duluth
Wisconsin @ St. Cloud State
Minnesota @ Denver
Colorado College @ Alaska Anchorage
Sat/22 Minnesota State @ Michigan Tech
North Dakota @ Minnesota Duluth
Wisconsin @ St. Cloud State
Minnesota @ Denver
Colorado College @ Alaska Anchorage
Fri/28 Minnesota State @ Bowling Green State (nc)
Michigan State @ Wisconsin (nc)
(College Hockey Showcase)
Michigan @ Minnesota (nc)
(College Hockey Showcase)
Michigan Tech @ Bemidji State (nc)
Cornell @ North Dakota (nc)
Colgate @ Denver (nc)
Colorado College @ Air Force (nc)
St. Cloud State @ Minnesota Duluth
Minnesota State @ Bowling Green State (nc)
Michigan @ Wisconsin (nc)
(College Hockey Showcase)
Michigan State @ Minnesota (nc)
(College Hockey Showcase)
Michigan Tech @ Bemidji State (nc)
Cornell @ North Dakota (nc)
Air Force Academy @ Denver (nc)
Colgate @ Colorado College (nc)

December

Date Game
Fri/5 North Dakota @ Harvard (nc)
Denver @ Michigan Tech
Alaska Anchorage @ Wisconsin
St. Cloud State @ Minnesota State
Minnesota Duluth @ Colorado College
Sat/6 North Dakota @ Harvard (nc)
Denver @ Michigan Tech
Alaska Anchorage @ Wisconsin
Minnesota State @ St. Cloud State
Minnesota Duluth @ Colorado College
Fri/12 Michigan Tech @ Minnesota Duluth
Denver @ Minnesota State
St. Cloud State @ North Dakota
Sat/13 Colorado College @ Minnesota
Michigan Tech @ Minnesota Duluth
Denver @ Minnesota State
St. Cloud State @ North Dakota
Sun/14 Colorado College @ Minnesota
Fri/19 Northern Michigan @ Michigan Tech (nc)
U.S. Under-18 Team @ North Dakota (x)
Sacred Heart @ Colorado College (nc)
Sat/20 Michigan Tech @ Northern Michigan (nc)
Sacred Heart @ Colorado College (nc)
Sat/27 Florida College Hockey Classic
@ TECO Arena, Estero, FL
Maine vs Colgate (nc)
St. Cloud State vs Cornell (nc)
Great Lakes Invitational
@ Joe Louis Arena, Detroit, MI
Michigan vs Michigan Tech (nc)
North Dakota vs Michigan State (nc)
Badger Hockey Showdown
@ Kohl Center, Madison, WI
Harvard vs Lake Superior State (nc)
Alabama-Huntsville vs Wisconsin (nc)
Sun/28 Florida College Hockey Classic
@ TECO Arena, Estero, FL
Third Place Game (nc)
Championship Game (nc)
Great Lakes Invitational
@ Joe Louis Arena, Detroit, MI
Third Place Game (nc)
Championship Game (nc)

Badger Hockey Showdown
@ Kohl Center, Madison, WI
Harvard/LSSU vs Alabama-Huntsville (nc)
Harvard/LSSU vs Wisconsin (nc)
Mon/29 Minnesota State @ Princeton (nc)
Tue/30 Minnesota State @ Yale (nc)

January

Date Game
Fri/2 Lightning College Hockey Classic
@ St. Pete Times Forum, Tampa, FL
(Minnesota Duluth, Union, Notre Dame, UMass-Lowell)
TBA vs TBA (nc)
TBA vs TBA (nc)
Northern Michigan @ Wisconsin (nc)
Dodge Holiday Classic
@ Mariucci Arena, Minneapolis, MN
Northeastern vs Western Michigan (nc)
Brown vs Minnesota (nc)
North Dakota @ Bemidji State (nc)
Wells Fargo Denver Cup
@ Magness Arena, Denver, CO
RPI vs Boston University (nc)
Holy Cross vs Denver (nc)
Sat/3 Lighting College Hockey Classic
@ St. Pete Times Forum, Tampa, FL
(Minnesota Duluth, Union, Notre Dame, UMass-Lowell)
TBA vs TBA (nc)
TBA vs TBA (nc)
Northern Michigan @ Wisconsin (nc)
Dodge Holiday Classic
@ Mariucci Arena, Minneapolis, MN
Northeastern/W. Michigan vs Brown (nc)
Northeastern/W. Michigan vs Minnesota (nc)
Nebraska-Omaha @ Minnesota State (nc)
Bemidji State @ North Dakota (nc)
Wells Fargo Denver Cup
@ Magness Arena, Denver, CO
Third Place Game (nc)
Championship Game (nc) T
Fri/9 Minnesota Duluth @ St. Cloud State
Minnesota @ North Dakota
Michigan Tech @ Denver
Minnesota State @ Colorado College
Wisconsin @ Alaska Anchorage
Minnesota Duluth @ St. Cloud State
Minnesota @ North Dakota
Michigan Tech @ Denver
Minnesota State @ Colorado College
Wisconsin @ Alaska Anchorage
Fri/16 North Dakota @ Michigan Tech
Colorado College @ Wisconsin
St. Cloud State @ Minnesota
Alaska Anchorage @ Minnesota State
Bemidji State @ Minnesota Duluth (nc)
Sat/17 North Dakota @ Michigan Tech
Colorado College @ Wisconsin
Minnesota @ St. Cloud State
Alaska Anchorage @ Minnesota State
Bemidji State @ Minnesota Duluth (nc)
Fri/23 Minnesota State @ Minnesota Duluth
Denver @ North Dakota
St. Cloud State @ Colorado College
Michigan Tech @ Alaska Anchorage
Minnesota State @ Minnesota Duluth
Denver @ North Dakota
Sat/24 St. Cloud State @ Colorado College
Michigan Tech @ Alaska Anchorage
Minnesota Duluth @ Wisconsin
North Dakota @ St. Cloud State
Minnesota @ Minnesota State
Alaska Anchorage @ Denver
Sat/31 Minnesota Duluth @ Wisconsin
Minnesota State @ Minnesota
North Dakota @ St. Cloud State
Alaska Anchorage @ Denver

February

Date Game
Fri/6 Colorado College @ Michigan Tech
(Winter Carnival)
Wisconsin @ Minnesota
Denver @ Minnesota Duluth
St. Cloud State @ Alaska Anchorage
Colorado College @ Michigan Tech
(Winter Carnival)
Wisconsin @ Minnesota
Denver @ Minnesota Duluth
St. Cloud State @ Alaska Anchorage
Alaska Anchorage @ Minnesota
Michigan Tech @ St. Cloud State
Minnesota State @ North Dakota
Denver @ Colorado College
Alaska Anchorage @ Minnesota
Sat/14 Michigan Tech @ St. Cloud State

Minnesota State @ North Dakota
Sun/15 U.S. Under-18 @ Colorado College (x)
Fri/20 Minnesota Duluth @ Michigan Tech
Denver @ Wisconsin
Minnesota @ Colorado College
North Dakota @ Alaska Anchorage
Minnesota Duluth @ Michigan Tech
Denver @ Wisconsin
Minnesota @ Colorado College
Tue/24 Minnesota State @ Nebraska-Omaha (nc)
Fri/27 Minnesota Duluth @ Minnesota
Wisconsin @ Minnesota State
St. Cloud State @ Denver
Alaska Anchorage @ Alaska Fairbanks (nc)
Sat/28 Minnesota Duluth @ Minnesota
Wisconsin @ Minnesota State
Colorado College @ North Dakota
St. Cloud State @ Denver
Alaska Fairbanks @ Alaska Anchorage (nc)

March

Date Game
Sun/1 Colorado College @ North Dakota
Fri/6 Minnesota @ Michigan Tech
North Dakota @ Wisconsin
Alaska Anchorage @ Minnesota Duluth
Minnesota State @ St. Cloud State
Sat/7 Minnesota @ Michigan Tech
North Dakota @ Wisconsin
Alaska Anchorage @ Minnesota Duluth
St. Cloud State @ Minnesota State
Colorado College @ Denver

• End of regular season •

WCHA Playoffs/1st Round

Fri/13 #10 Rank @ #1 Rank
#9 Rank @ #2 Rank
#8 Rank @ #3 Rank
#7 Rank @ #4 Rank
#6 Rank @ #5 Rank
Sat/14 #10 Rank @ #1 Rank
#9 Rank @ #2 Rank
#8 Rank @ #3 Rank
#7 Rank @ #4 Rank
#6 Rank @ #5 Rank
Sun/15 #10 Rank @ #1 Rank (if necessary)
#9 Rank @ #2 Rank (if necessary)
#8 Rank @ #3 Rank (if necessary)
#7 Rank @ #4 Rank (if necessary)
#6 Rank @ #5 Rank (if necessary)

2009 Red Baron™ WCHA Final Five

@ Xcel Energy Center, Saint Paul, MN
Thu/19 No. 5 vs No. 4
Fri/20 Semi-Final #1
Semi-Final #2
Sat/21 Third Place Game
Championship Game

2009 NCAA Division I Men's Tournament

NCAA East Regional
@ Bridgeport Arena at Harbor Yard, Bridgeport, CT
Fri/27 Semi-Final #1
Semi-Final #2
Sat/28 Championship Game
NCAA West Regional
@ Mariucci Arena, Minneapolis, MN
Fri/27 Semi-Final #1 TBA pm CT
Semi-Final #2 TBA pm CT
Sat/28 Championship Game
NCAA Midwest Regional
@ Van Andel Arena, Grand Rapids, MI
Sat/28 Semi-Final #1
Semi-Final #2
Sun/29 Championship Game
NCAA Northeast Regional
@ Verizon Wireless Arena, Manchester, NH
Sat/28 Semi-Final #1 TBA pm ET
Semi-Final #2 TBA pm ET
Sun/29 Championship Game

April

Date Game
2009 NCAA Men's Frozen Four
@ MCI Center, Washington, DC
Thu/9 Semi-Final #1
Semi-Final #2
Sat/11 National Championship Game

Schedule Key

All Association-member home games faceoff at either :07 or :37 after the hour;
(nc) non-conference; (x) exhibition

Alaska Anchorage

Nov. 14-15 – Ralph Engelstad Arena
Feb. 20-21 @ Anchorage, Alaska

School Information

Location Anchorage, Alaska
Enrollment 19,692
Nickname Seawolves
Colors Green & Gold
Conference WCHA
Chancellor Fran Ulmer
Athletic Director Dr. Steve Cobb
Arena Sullivan Arena (6,251)
Press Box Phone (907) 279-2071

Team Information

Head Coach Dave Shyiak
Alma Mater/Year Northern Michigan/1993
Office Phone (907) 786-1227
Record at UAA 26-69-14, 4th year
Career Record Same
Assistant Coach Campbell Blair
Alma Mater/Year Maine/1991
Assistant Coach Reggie Simon
Alma Mater/Year Alaska- Anchorage/2001
2007-08 Overall Record 7-21-8
2007-08 WCHA Record 3-19-6 (10th)
Returning Players 21
Letterwinners Lost 6

Media Relations Information

SID Barry Piser
E-Mail piser@uaa.alaska.edu
Office Phone (907) 786-4625
Cell Phone N/A
Fax (907) 563-4565
Website GoSeawolves.com

Key Returnees

Paul Crowder, F (35 GP, 7-16--23)
Josh Lunden, F (36 GP, 14-13--27)
Kevin Clark, F (36 GP, 7-16--23)
Jon Olthuis, G (32 GP, 6-17-8, 2.89, .886)

Key Losses

Merit Waldrop, F (35 GP, 6-6--12)
Peter Cartwright, F (35 GP, 3-14--17)



Head Coach
Dave Shyiak



Josh
Lunden

Colorado College

Nov. 7-8 @ Colorado Springs, Colo.
Feb. 28/Mar. 1 – Ralph Engelstad Arena

School Information

Location Colorado Springs, Colo.
Enrollment 1,960
Nickname Tigers
Colors Black & Gold
Conference WCHA
President Richard F. Celeste
Athletic Director Ken Ralph
Arena Colorado Springs World Arena (7,343)
Press Box Phone (719) 540-6520

Team Information

Head Coach Scott Owens
Alma Mater/Year Colorado College/1979
Office Phones (719) 389-6480/477-2181
Record at CC 223-121-25, 9th year
Career Record Same
Assistant Coach Joe Bonnett
Alma Mater/Year Western Michigan/1993
Assistant Coach Mike Guentzel
Alma Mater/Year Minnesota/1987
2007-08 Overall Record 28-12-1
2007-08 WCHA Record 21-6-1 (1st)
Letterwinners Returning 20
Letterwinners Lost 5

Media Relations Information

SID Dave Moross
E-Mail dmoross@coloradocollege.edu
Office Phone (719) 389-6755
Cell Phone N/A
Fax (719) 389-6256
Website CCTigers.com

Key Returnees

Scott McCulloch, F (37 GP, 13-8--21)
Chad Rau, F (40 GP, 28-14--42)
Andreas Vlassopoulos, F (41 GP, 8-23--31)
Bill Sweatt, F (37 GP, 10-17--27)
Nate Prosser, D (39 GP, 3-17--20)
Richard Bachman, G (35 GP, 25-9-1, 1.85, .931)

Key Losses

Jimmy Kilpatrick, F (36 GP, 15-16--31)
Jack Hillen, D (41 GP, 6-31--37)
Scott Thauwald, F (39 GP, 5-10--15)



Head Coach
Scott Owens



Chad
Rau

Denver

Jan. 23-24 – Ralph Engelstad Arena

School Information

Location Denver, Colo.
Enrollment 10,791
Nickname Pioneers
Colors Crimson & Gold
Conference WCHA
Chancellor Robert D. Coombe
Athletic Director Peg Bradley-Doppes
Arena Magness Arena (6,026)
Press Box Phone (303) 871-3922

Team Information

Head Coach George Gwozdecky
Alma Mater/Year Wisconsin/1978
Office Phone (303) 871-3397
Record at DU 323-205-41, 15th year
Career Record 406-299-60, 20th year
Assistant Coach Steve Miller
Alma Mater/Year St. Mary's/1988
Assistant Coach Derek Lalonde
Alma Mater/Year Cortland State/1995
2007-08 Overall Record 26-14-1
2007-08 WCHA Record 16-11-1 (3rd)
Letterwinners Returning 21
Letterwinners Lost 5

Media Relations Information

SID Erich Bacher
E-Mail ebacher@du.edu
Office Phone (303) 871-2390
Cell Phone (720) 318-5538
Fax (303) 871-3890
Website DenverPioneers.com

Key Returnees

Rhett Rakhshani, F (37 GP, 14-14--28)
Tyler Ruegsegger, F (31 GP, 10-12--22)
Tyler Bozak, F (41 GP, 18-16--34)
Kyle Ostrow, F (41 GP, 10-13--23)
Patrick Mullen, D (40 GP, 4-18--22)

Key Losses

Brock Trotter, F (24 GP, 13-18--31)
Chris Butler, D (41 GP, 3-14--17)
Peter Mannino, G (40 GP, 25-14-1, 2.27, .917)



Head Coach
George Gwozdecky



Tyler
Bozak

2008-09 CONFERENCE OPPONENTS

Michigan Tech

Great Lakes Inv. (Possible Dec. 28 opp.)
Jan. 16-17 @ Houghton, Mich.

School Information

Location Houghton, Mich.
Enrollment 6,738
Nickname Huskies
Colors Silver, Gold & Black
Conference WCHA
President Dr. Glenn Mroz
Athletic Director Suzanne Sanregret
Arena John J. MacInnes Ice Arena (4,128)
Press Box Phone (906) 487-2337

Team Information

Head Coach Jamie Russell
Alma Mater/Year Michigan Tech/1989
Office Phone (906) 487-2104
Record at MTU 55-112-25, 6th year
Career Record Same
Assistant Coach Chris Tok
Alma Mater/Year Wisconsin/1996
Assistant Coach Pat Mikesch
Alma Mater/Year Michigan Tech/1996
Assistant Coach Randy McKay
Alma Mater/Year Michigan Tech/1988
2007-08 Overall Record 14-20-5
2007-08 WCHA Record 9-15-4 (9th)
Letterwinners Returning 18
Letterwinners Lost 8

Media Relations Information

SID Ian Marks
E-Mail imarks@mtu.edu
Office Phone (906) 487-2351
Cell Phone N/A
Fax (906) 487-3062
Website MichiganTechHuskies.com

Key Returnees

Geoff Kinrade, D (39 GP, 5-14--19)
Drew Dobson, D (39 GP, 2-15--17)
Malcolm Gwilliam, F (36 GP, 5-9--14)

Key Losses

Peter, Royleau, F (39 GP, 12-17--29)
Jimmy Kerr, F (35 GP, 9-10--19)
Tyler Shelast, F (39 GP, 16-10--26)
Michael-Lee Teslak, G (25 GP, 8-11-4, 2.20, .918)



**Head Coach
Jamie Russell**



**Geoff
Kinrade**

Minnesota

Jan. 9-10 – Ralph Engelstad Arena

School Information

Location Minneapolis, Minn.
Enrollment 50,402
Nickname Golden Gophers
Colors Maroon & Gold
Conference WCHA
President Robert Bruininks
Athletic Director Joel Maturi
Arena Mariucci Arena (10,000)
Press Box Phone (612) 626-0844

Team Information

Head Coach Don Lucia
Alma Mater/Year Notre Dame/1981
Office Phone (612) 625-2886
Record at UM 239-113-38, 10th year
Career Record 518-268-67, 22nd year
Assistant Coach Mike Hastings
Alma Mater/Year St. Cloud State/1991
Assistant Coach John Hill
Alma Mater/Year Alaska Anchorage/1988
2007-08 Overall Record 19-17-9
2007-08 WCHA Record 9-12-7 (7th)
Letterwinners Returning 14
Letterwinners Lost 9

Media Relations Information

SID Jim Strick
E-Mail stric085@umn.edu
Office Phone (612) 625-9379
Cell Phone (651) 592-5741
Fax (612) 625-0359
Website GopherSports.com

Key Returnees

Jay Barriball, F (41 GP, 6-15--21)
Mike Hoeffel, F (45, GP 9-10--19)
Cade Fairchild, D (40 GP, 2-13--15)
Alex Kangas, G (31 GP, 12-10-9, 1.98, .930)

Key Losses

Blake Wheeler, F (44 GP, 15-20--35)
Ben Gordon, F (45 GP, 15-14--29)
Mike Howe, F (42 GP, 7-14--21)
Derek Peltier, D (45 GP, 4-17--21)



**Head Coach
Don Lucia**



**Alex
Kangas**

Minnesota Duluth

Nov. 21-22 @ Duluth, Minn.

School Information

Location Duluth, Minn.
Enrollment 11,300
Nickname Bulldogs
Colors Maroon & Gold
Conference WCHA
Chancellor Dr. Kathryn Martin
Athletic Director Bob Nielson
Arena Duluth Entertainment and Convention Center (5,294)
Press Box Phone (218) 727-7939

Team Information

Head Coach Scott Sandelin
Alma Mater/Year North Dakota/1986
Office Phone (218) 726-8579
Record at UMD 122-160-37, 9th year
Career Record same
Assistant Coach Steve Rohlik
Alma Mater/Year Wisconsin/1990
Assistant Coach Brett Larson
Alma Mater/Year Minnesota-Duluth/2004
Assistant Coach Bill Watson
Alma Mater/Year Minnesota-Duluth/1990
2007-08 Overall Record 13-17-6
2007-08 WCHA Record 9-14-5 (8th)
Letterwinners Returning 19
Letterwinners Lost 4

Media Relations Information

SID Bob Nygaard
E-Mail bnygaard@d.umn.edu
Office Phone (218) 726-8191
Cell Phone (218) 341-0524
Fax (218) 726-6529
Website UMDBulldogs.com

Key Returnees

MacGregor Sharp, F (36 GP, 7-10--17)
Josh Meyers, D (36 GP, 6-8--14)
Nick Kemp, F (36 GP, 7-8--15)
Alex Stalock, G (36 GP, 13-17-6, 2.35, .914)

Key Losses

Matt McKnight, F (33 GP, 6-10--16)
Jason Garrison, D (26 GP, 5-9--14)



**Head Coach
Scott Sandelin**



**Alex
Stalock**

Minnesota State

Oct. 17-18 @ Mankato, Minn.
Feb. 13-14 – Ralph Engelstad Arena

School Information

Location Mankato, Minn.
Enrollment 14,028
Nickname Mavericks
Colors Purple & Gold
Conference WCHA
President Dr. Richard Davenport
Athletic Director Kevin Buisman
Arena Midwest Wireless Civic Center (4,832)
Press Box Phone (507) 389-3000

Team Information

Head Coach Troy Jutting
Alma Mater/Year Minnesota State/1987
Office Phone (507) 389-5196
Record at MSU 127-145-38, 9th year
Career Record same
Assistant Coach Eric Means
Alma Mater/Year Minnesota/1994
Assistant Coach Darren Blue
Alma Mater/Year Minneosta State/1996
2007-08 Overall Record 19-16-4
2007-08 WCHA Record 12-12-4 (T-4th)
Letterwinners Returning 18
Letterwinners Lost 5

Media Relations Information

SID Paul Allan
E-Mail paul.allan@mnsu.edu
Office Phone (507) 389-2625
Cell Phone (507) 381-7503
Fax (507) 389-1923
Website MSUMavericks.com

Key Returnees

Trevor Bruess, F (38 GP, 9-21--30)
Mick Berge, F (39 GP, 20-6--26)
Mike Zacharias, G (36 GP, 18-13-4, 2.08, .924)
Kael Mouillierat, F (39 GP, 11-11--22)

Key Losses

Joel Hanson, F (39 GP, 9-14--23)
Jon Kalinski, F (37 GP, 8-10--18)



**Head Coach
Troy Jutting**



**Mick
Berge**

St. Cloud State

Dec. 12-13 – Ralph Engelstad Arena
Jan. 30-31 @ St. Cloud, Minn.

School Information

Location St. Cloud, Minn.
Enrollment 16,882
Nickname Huskies
Colors Cardinal & Black
Conference WCHA
President Dr. Earl H. Potter III
Athletic Director Dr. Morris Kurtz
Arena National Hockey Center (5,763)
Press Box Phone (320) 308-5227

Team Information

Head Coach Bob Motzko
Alma Mater/Year St. Cloud State/1987
Office Phone (320) 308-4806
Record at SCSU 63-43-16 4th year
Career Record same
Assistant Coach Eric Rud
Alma Mater/Year Colorado College/1997
Assistant Coach Mike Gibbons
Alma Mater/Year Bemidji State/1981
2007-08 Overall Record 19-16-5
2007-08 WCHA Record 12-12-4 (T-4th)
Letterwinners Returning 17
Letterwinners Lost 8

Media Relations Information

SID Tom Nelson
E-Mail tcnelson@stcloudstate.edu
Office Phone (320) 308-2141
Cell Phone N/A
Fax (320) 308-2099
Website StCloudState.edu

Key Returnees

Ryan Lasch, F (40 GP, 25-28--53)
Garrett Roe, F (39 GP, 18-27--45)
John Swanson, D/F (40 GP, 8-14--22)
Jase Weslosky, G (33 GP, 16-13-2, 2.12, .931)

Key Losses

Andreas Nodl, F (40 GP, 18-26--44)
Nate Dey, F (39 GP, 10-11--21)
Aaron Brocklehurst, D (40 GP, 4-18--22)



**Head Coach
Bob Motzko**



**Ryan
Lasch**

Wisconsin

Oct. 31/Nov. 1 – Ralph Engelstad Arena
Mar. 6-7 @ Madison, Wis.

School Information

Location Madison, Wis.
Enrollment 42,041
Nickname Badgers
Colors Cardinal & White
Conference WCHA
Chancellor John D. Wiley
Athletic Director Barry Alvarez
Arena Kohl Center (15,237)
Press Box Phone (608) 265-4336

Team Information

Head Coach Mike Eaves
Alma Mater/Year Wisconsin/1978
Office Phone (608) 262-3932
Record at UW 123-95-30, 7th year
Career Record same
Associate Head Coach Mark Osiecki
Alma Mater/Year Wisconsin/1994
Assistant Coach Kevin Patrick
Alma Mater/Year Notre Dame/1992
2007-08 Overall Record 16-17-7
2007-08 WCHA Record 11-12-5 (6th)
Letterwinners Returning 20
Letterwinners Lost 6

Media Relations Information

SID Paul Capobianco
E-Mail phc@athletics.wisc.edu
Office Phone (608) 263-1983
Cell Phone (608) 219-6278
Fax (608) 262-8184
Website UWBadgers.com

Key Returnees

Michael Davies, F (39 GP, 13-11--24)
Jamie McBain, D (35 GP, 5-19--24)
Ben Street, F (40 GP, 13-17--30)
Blake Geoffrion, F (36 GP, 10-20--30)
Shane Connelly, G (37 GP, 15-16-5, 2.44, .913)

Key Losses

Kyle Klubertanz, D (40 GP, 4-16--20)
Kyle Turris, F (36 GP, 11-24--35)
Patrick Johnson, D (40 GP, 8-13--21)



**Head Coach
Mike Eaves**



**Ben
Street**

2008-09 NON-CONFERENCE OPPONENTS

Bemidji State

Jan. 2 @ Bemidji, Minn.
Jan. 3 – Ralph Engelstad Arena

School Information

Location Bemidji, Minn.
Enrollment 5,020
Nickname Beavers
Colors Green & White
Conference College Hockey America
President Dr. Jon E. Quistgaard
Athletic Director Dr. Rick Goeb
Arena John S. Glas Fieldhouse (2,399)
Press Box Phone (218) 755-3700

Team Information

Head Coach Tom Serratore
Alma Mater/Year Bemidji State/1987
Office Phone (218) 755-2879
Record at Bemidji St. . 120-102-37, 8th year
Career Record Same
Assistant Coach Bert Gilling
Alma Mater/Year .. Minnesota Duluth/1999
Assistant Coach Ted Belisle
Alma Mater/Year Bemidji State/2001
2007-08 Overall Record 17-16-3
2007-08 CHA Record 13-4-3 (1st)
Letterwinners Returning 17
Letterwinners Lost 8

Media Relations Information

SID Brad Folkestad
E-Mail bfolkestad@bemidjistate.edu
Office Phone (218) 755-4603
Cell Phone (218) 308-1115
Fax (218) 755-3898
Website Info.BemidjiState.edu/Sports

Key Returnees

Matt Read, F (36 GP, 9-18--27)
Travis Winter, F (36 GP, 9-15--24)
Tyler Scofield, F (30 GP, 13-13--26)
Cody Bostock, D (35 GP, 7-12--19)

Key Losses

Blaine Jarvis, F (33 GP, 10-14--24)
Matt Pope, F (36 GP, 14-9--23)
Matt Climie, G (27 GP, 14-8-3, 2.16, .913)



Head Coach
Tom Serratore



Matt
Read

Boston University

Oct. 10 @ Boston, Mass.
IceBreaker Invitational

School Information

Location Boston, Mass.
Enrollment 16,261
Nickname Terriers
Colors Scarlet & White
Conference Hockey East
President Robert A. Brown
Athletic Director Mike Lynch
Arena Agganis Arena (6,300)
Press Box Phone (617) 358-7300

Team Information

Head Coach Jack Parker
Alma Mater/Year .. Boston University/1968
Office Phone (617) 353-4639
Record at BU 800-423-101, 36th year
Career Record Same
Assistant Coach Mike Bavis
Alma Mater/Year .. Boston University/1993
Assistant Coach Mike Geragosian
Alma Mater/Year UMass-Lowell/1975
2007-08 Overall Record 19-17-4
2007-08 HEA Record 15-9-3 (2nd)
Letterwinners Returning 17
Letterwinners Lost 10

Media Relations Information

SID Brian Kelley
E-Mail bkelly@bu.edu
Office Phone (617) 353-2872
Cell Phone (617) 595-6999
Fax (617) 358-4762
Website GoTerriers.com

Key Returnees

Colin Wilson, F (37 GP, 12-23--35)
Chris Higgins, F (38 GP, 14-18--32)
Nick Bonino, F (39 GP, 16-13--29)
Matt Gilroy, D (40 GP, 6-15--21)

Key Losses

Pete MacArthur, F (40 GP, 21-24--45)
Bryan Ewing, F (39 GP, 17-26--43)



Head Coach
Jack Parker



Matt
Gilroy

Cornell

Nov. 28-29 – Ralph Engelstad Arena

School Information

Location Ithaca, N.Y.
Enrollment 13,700
Nickname Big Red
Colors Camelian Red & White
Conference ECAC
President David J. Skorton
Athletic Director J. Andrew Noel
Arena Lynah Rink (4,267)
Press Box Phone N/A

Team Information

Head Coach Mike Schafer
Alma Mater/Year Cornell/1986
Office Phone (607) 255-6674
Record at Cornell 254-139-35, 14th year
Career Record Same
Assistant Coach Casey Jones
Alma Mater/Year Cornell/1990
Assistant Coach Scott Garrow
Alma Mater/Year .. Western Michigan/1992
2007-08 Overall Record 19-14-3
2007-08 ECAC Record 12-9-1 (4th)
Letterwinners Returning 17
Letterwinners Lost 4

Media Relations Information

SID Kevin Zeise
E-Mail kjz3@cornell.edu
Office Phone (607) 255-5627
Cell Phone (603) 748-1268
Fax (607) 255-9791
Website www.CornellBigRed.com

Key Returnees

Colin Greening, F (36 GP, 14-19--33)
Riley Nash, F (36 GP, 12-20--32)
Michael Kennedy, F (36 GP, 10-16--26)
Brendon Nash, D (36 GP, 2-14--16)
Ben Scrivens, G (35 GP, 19-12-3, 2.02, .930)

Key Losses

Topher Scott, F (36 GP, 10-20--30)
Raymond Sawada, F (36 GP, 10-16--26)



Head Coach
Mike Schafer



Michael
Kennedy

Harvard

Dec. 5-6 @ Cambridge, Mass.

School Information

Location Cambridge, Mass.
Enrollment 6,715
Nickname Crimson
Colors Crimson, Black, & White
Conference ECAC
President Drew Gilpin Faust
Athletic Director Robert L. Scalise
Arena Bright Hockey Center (2,776)
Press Box Phone N/A

Team Information

Head Coach Ted Donato
Alma Mater/Year Harvard/1991
Office Phone (617) 495-2418
Record at Harvard 73-52-11, 5th year
Career Record Same
Assistant Coach Sean McCann
Alma Mater/Year Harvard/1994
Assistant Coach Patrick Foley
Alma Mater/Year New Hampshire/2004
2007-08 Overall Record 17-13-4
2007-08 ECAC Record 12-7-3 (3rd)
Letterwinners Returning 18
Letterwinners Lost 8

Media Relations Information

SID Casey Hart
E-Mail chart@fas.harvard.edu
Office Phone (617) 495-7692
Cell Phone N/A
Fax (617) 495-2130
Website www.GoCrimson.com

Harvard Key Returnees

Doug Rogers, F (34 GP, 13-19--32)
 Alex Biega, D (34 GP, 3-19--22)
 Brian McCafferty, D (31 GP, 3-14--17)
 Kyle Richter, G (34 GP, 17-13-4, 2.19, .923)

Harvard Key Losses

Mike Taylor, F (34 GP, 12-23--35)
 Jon Pelle, F (34 GP, 14-12--26)



**Head Coach
Ted Donato**



**Brian
McCafferty**

Massachusetts

Oct. 11 @ Boston, Mass.
 IceBreaker Invitational

School Information

Location Amherst, Mass.
Enrollment 25,593
Nickname Minutemen, UMass
Colors Maroon & White
Conference Hockey East
President Dr. Jack M. Wilson
Athletic Director John McCutcheon
Arena William D. Mullins Memorial Center (8,373)
Press Box Phone (413) 545-6139

Team Information

Head Coach Don Cahoon
Alma Mater/Year Boston University/1972
Office Phone N/A
Record at UMass 115-147-28, 9th year
Career Record 295-316-64, 22nd year
Assistant Coach Red Gendron
Alma Mater/Year New England College/1979
Assistant Coach Len Quesnelle
Alma Mater/Year Princeton/1988
2007-08 Overall Record 14-16-6
2007-08 HEA Record 9-13-5 (8th)
Letterwinners Returning 22
Letterwinners Lost 5

Media Relations Information

SID John Sinnett
E-Mail jsinnett@admin.umass.edu
Office Phone (413) 545-1744
Cell Phone (413) 687-2237
Fax (413) 545-1556
Website www.UMass.edu

Key Returnees

James Marcou, F (36 GP, 8-24--32)
 Cory Quirk, F (36 GP, 11-18--29)
 Chris Davis, F (36 GP, 6-17--23)
 Justin Braun, D (36 GP, 4-16--20)
 Paul Dainton, G (33 GP, 12-14-6, 2.56, .911)

Key Losses

P.J. Fenton, F (36 GP, 9-19--28)
 Mike Kostka, D (36 GP, 9-12--21)



**Head Coach
Don Cahoon**



**Cory
Quirk**

Michigan

Dec. 28 @ Detroit, Mich.
 Great Lakes Inv. (Possible Dec. 28 opp.)

School Information

Location Ann Arbor, Mich.
Enrollment 38,006
Nickname Wolverines
Colors Maize & Blue
Conference CCHA
President Dr. Mary Sue Coleman
Athletic Director Bill Martin
Arena Yost Ice Arena (6,637)
Press Box Phone (734) 647-7916

Team Information

Head Coach Red Berenson
Alma Mater/Year Michigan/1962
Office Phone (734) 647-1201
Record at Michigan 644-298-68, 24th year
Career Record Same
Assistant Coach Mel Pearson
Alma Mater/Year Michigan-Tech/1981
Assistant Coach Billy Powers
Alma Mater/Year Michigan/1988
2007-08 Overall Record 33-6-4
2007-08 CCHA Record 20-4-4 (1st)
Letterwinners Returning 21
Letterwinners Lost 4

Media Relations Information

SID Matt Trevor
E-Mail mtrevor@umich.edu
Office Phone (734) 763-4423
Cell Phone (734) 647-3810
Fax (734) 647-1188
Website www.MGoBlue.com

Michigan Key Returnees

Aaron Palushaj, F (43 GP, 10-34--44)
 Max Pacioretty, F (37 GP, 15-24--39)
 Travis Turnbull, F (43 GP, 15-12--27)
 Mark Mitera, D (43 GP, 2-21--23)
 Billy Sauer, G (38 GP, 30-4-3, 1.95, .924)

Michigan Key Losses

Kevin Porter, F (43 GP, 33-30--63)
 Chad Kolarik, F (39 GP, 30-26--56)



**Head Coach
Red Berenson**



**Mark
Mitera**

2008-09 NON-CONFERENCE OPPONENTS

Michigan State

Dec. 27 @ Detroit, Mich.
Great Lakes Invitational

School Information

Location East Lansing, Mich.
Enrollment 45,520
Nickname Spartans
Colors Green & White
Conference CCHA
President Dr. Lou Anna K. Simon
Athletic Director Mark Hollis
Arena Munn Ice Arena (6,470)
Press Box Phone (517) 353-6359

Team Information

Head Coach Rick Comley
Alma Mater/Year .. Lake Superior State/1972
Office Phone (517) 355-1639
Record at MSU 142-85-24, 7th year
Career Record 739-560-95, 36th year
Assistant Coach Tom Newton
Alma Mater/Year Bowling Green/1980
Assistant Coach Brian Renfrew
Alma Mater/Year Western Michigan/2000
2007-08 Overall Record 25-12-5
2007-08 CCHA Record 19-6-3 (4th)
Letterwinners Returning 15
Letterwinners Lost 8

Media Relations Information

SID Jamie Weir
E-Mail jweir@ath.msu.edu
Office Phone (517) 355-2271
Fax (517) 353-9636
Website MSUSpartans.com

Key Returnees

Jeff Lerg, G (41 GP, 24-12-5, 2.22, .926)
 Jeff Petry, D (42 GP, 3-21--24)
 Tim Crowder, F (42 GP, 15-23--38)

Key Losses

Justin Abdelkader, F (42 GP, 19-21--40)
 Tim Kennedy, F (42 GP, 20-23--43)
 Brian Lerg, F (42 GP, 20-19--39)



**Head Coach
Rick Comley**



**Jeff
Lerg**

ALL-TIME RECORD VS. OPPONENTS

Opponent	Series	W	L	T	Pct.	GF	GA	Opponent	Series	W	L	T	Pct.	GF	GA
Air Force	1980-88	3	0	0	1.000	23	3	Univ. of Saskatchewan	1947-76	8	2	2	.750	71	43
Alabama-Huntsville	1989	2	0	0	1.000	23	11	Sioux City (IA) Suhawks	1951	0	2	0	.000	12	15
University of Alberta	1965-76	5	1	0	.833	32	12	So. St. Paul (MN) Steers	1964-65	2	1	1	.625	19	14
Alaska-Anchorage	1984-08	36	15	3	.694	213	137	St. Boniface (Man.) Canadiens	1953-63	8	5	0	.615	87	62
Alaska-Fairbanks	1990-94	4	2	0	.667	33	21	St. Cloud State	1947-08	47	26	10	.627	302	258
Army	1966	1	0	0	1.000	7	3	St. John's (MN) Univ.	1950	1	0	0	1.000	11	2
Bemidji State	1970-08	15	1	1	.912	77	39	St. Lawrence	1959-07	11	1	0	.917	55	27
Boston College	1959-08	11	10	1	.523	81	75	St. Louis University	1973-75	2	5	0	.286	18	35
Boston University	1982-05	11	6	1	.639	82	63	Swedish Nationals	1962	0	1	0	.000	2	8
Bottineau (ND) Ind.	1948	1	0	0	1.000	7	4	Thief River Falls Thieves	1947-51	3	2	0	.600	23	21
Bowling Green State	1980-93	6	3	0	.667	48	33	Univ. of Toronto	1952-81	4	0	0	1.000	18	6
Brandon (Man.) Univ.	1950	2	0	0	1.000	10	5	U.S. College All Stars	1968	1	0	1	.750	10	9
Brandon (Man.)Wheat Kings	1950-64	3	3	0	.500	32	19	U.S. International	1981-86	6	2	0	.750	40	22
Univ. of British Col.	1977-82	1	3	0	.250	14	17	U.S. Nationals	1958-71	1	5	2	.250	21	35
Brown	1965-02	2	0	0	1.000	14	7	U. S. Olympic Team	1955-88	0	6	2	.125	20	49
Univ. of Calgary	1974	1	1	0	.500	12	11	Vermont	1981-00	2	0	0	1.000	15	5
Canisius	2002-05	5	0	0	1.000	31	4	Warroad Lakers	1956-64	3	4	0	.429	33	39
Clarkson	1982-00	6	0	0	1.000	28	11	Waterloo Black Hawks	1964	1	0	0	1.000	7	0
Colgate	1983	0	1	0	.000	2	3	Wayne State	2003	1	0	0	1.000	8	2
Colorado College	1948-08	129	74	9	.630	1001	788	Western Michigan	1997	4	0	0	1.000	28	12
Cornell	1967-98	3	1	0	.750	14	5	Western Ontario Univ.	1967	1	0	0	1.000	3	2
Crookston Cathedral	1947	1	1	0	.500	4	4	Wichita (Kan.) Flyers	1948	1	0	0	1.000	13	5
Crookston Pirates	1949	1	0	0	1.000	12	4	Winnipeg Army	1949	1	0	0	1.000	10	3
Dartmouth	1979-07	5	0	0	1.000	26	9	Winnipeg Barons	1953-56	3	1	0	.750	28	9
Denver	1950-08	128	110	7	.537	1000	934	Winnipeg Black Hawks	1950-51	6	0	0	1.000	10	3
Des Moines Oak Leafs	1962	0	1	0	.000	3	11	Winnipeg Canadians	1950	1	1	0	.500	11	10
Estevan (Sask.) Bruins	1960	1	0	0	1.000	6	1	Winnipeg Drewrys	1956	2	0	0	1.000	12	6
Fargo Flyers	1947	2	1	0	.667	9	5	Winnipeg Maroons	1952-63	4	3	2	.556	31	29
Fargo Independents	1947	0	1	0	.000	3	9	Winnipeg Monarchs	1957-62	3	0	0	1.000	21	5
Ferris State	1981-03	5	1	0	.833	32	20	Winnipeg Rangers	1961-62	4	0	0	1.000	37	8
Findlay	2003	1	0	0	1.000	3	1	Univ. of Winnipeg	1975	2	0	0	1.000	17	1
Flin Flon (Man.) Bombers	1952	0	1	0	.000	6	7	Wisconsin	1968-08	58	80	10	.426	507	560
Fort Frances (Ont.) Canadiens	1953	1	3	0	.250	13	16	Yale	1960-04	5	0	0	1.000	46	11
Grand Forks Amerks	1947-51	4	2	3	.611	48	44								
Grand Forks Legion	1947	1	2	0	.333	13	16								
Harvard	1951-05	6	2	1	.722	39	18								
Holy Cross	2004-06	2	0	0	1.000	8	2								
Lake Superior State	1973	2	0	0	1.000	14	5								
Maine	1983-07	11	6	1	.639	72	63								
U. of Manitoba	1949-79	5	1	0	.833	53	19								
Mass.-Lowell	1985-92	5	4	0	.556	30	25								
Miami (Ohio)	1999-05	2	0	0	1.000	8	2								
Michigan	1948-07	40	45	4	.472	358	401								
Michigan State	1950-08	62	35	2	.636	453	359								
Michigan Tech	1948-08	133	89	8	.596	937	771								
Minnesota	1948-08	122	130	12	.485	909	916								
Minnesota Duluth	1954-08	128	70	7	.641	942	685								
Minnesota Nationals	1967	0	1	0	.000	3	4								
Minnesota State, Mankato	1998-08	28	9	7	.716	191	118								
Univ. of Montreal	1959	1	0	0	1.000	5	1								
New Hampshire	1971-08	10	3	2	.733	78	40								
Niagara	2000-02	3	0	0	1.000	15	8								
North Dakota Freshman	1953	1	0	0	1.000	8	7								
North Dakota State	1948	1	0	0	1.000	17	6								
Northeastern	1982-08	9	5	3	.618	75	58								
Northern Arizona	1978-86	8	0	0	1.000	72	18								
Northern Michigan	1977-96	27	23	3	.538	234	202								
Northwest (MN) Ag. Coll.	1947	2	0	0	1.000	19	4								
Notre Dame	1971-99	15	16	1	.484	143	137								
Ohio State	1979	2	0	0	1.000	15	4								
Princeton	2002-08	2	0	0	1.000	10	3								
Providence	1981-89	8	5	0	.615	58	42								
Quinnipiac	2006	2	0	0	1.000	10	3								
Univ. of Regina	1982	2	0	0	1.000	13	4								
Regina (Sask.) Pats	1955	1	0	1	.750	9	8								
Rensselaer	1960-90	7	1	0	.875	38	31								
Rochester (MN) Mustangs	1964	0	1	0	.000	4	6								
Russian Nationals	1960	0	1	0	.000	3	4								

The above listing includes games counted in season records. Does not include international exhibition games.

Most Wins Against: Michigan Tech (133)

Most Losses To: Minnesota (130)

Most Total Games Against: Minnesota (264)

RECORDS VS. CURRENT WCHA OPPONENTS

Series Records vs. Current WCHA Opponents

* Conference games

Playoff games denoted as WCHA or NCAA

Alaska Anchorage

UND leads 36-15-3

Home: 23-2-3

Away: 12-13-0

Neutral: 1-0-0

Date	Site	W-L-T	Score	Playoffs
1-8-84	A	W	3-2	ot
12-20-85	H	W	5-0	
12-21-85	H	W	3-2	
10-30-87	H	W	4-3	
10-31-87	H	W	4-2	
1-18-91	H	W	6-5	
1-19-91	H	W	7-3	
11-20-92	A	L	2-3	
11-21-92	A	L	3-4	
12-2-94	A	L	4-8	
12-3-94	A	L	5-6	ot
1-14-94*	A	L	1-2	
1-15-94*	A	L	2-4	
3-3-95*	H	W	4-3	
3-4-95*	H	W	6-4	
11-17-95*	A	L	2-4	
11-18-95*	A	L	3-7	
1-12-96*	H	W	6-4	
1-13-96*	H	W	7-6	
11-22-96*	A	L	2-3	
11-23-96*	A	W	5-3	
2-21-97*	H	W	2-0	
2-22-97*	H	W	4-0	
2-6-98*	A	W	4-1	
2-7-98*	A	W	6-1	
2-19-99*	H	W	8-0	
2-20-99*	H	W	4-3	
11-12-99*	A	W	7-1	
11-13-99*	A	W	3-0	
2-11-00*	H	W	2-1	
2-12-00*	H	W	6-3	
12-1-00*	A	W	4-2	
12-2-00*	A	W	3-0	
1-11-02*	H	L	1-2	
1-12-02*	H	T	4-4	
11-15-02*	H	W	4-2	
11-16-02*	H	W	1-0	
1-17-03*	A	W	11-2	
1-18-03*	A	W	3-0	
3-19-04	N	W	4-2	WCHA
1-9-04*	H	W	6-2	
1-10-04*	H	T	2-2	
12-3-04*	H	W	4-2	ot
12-4-04*	H	L	1-2	
2-18-05*	A	W	6-3	
2-19-05*	A	L	2-5	
1-6-06*	A	L	3-5	
1-7-06*	A	W	5-0	
11-17-06*	A	L	2-6	
11-18-06*	A	L	2-4	
1-12-07*	H	T	3-3	ot
1-13-07*	H	W	4-0	
1-25-08*	H	W	3-1	
1-26-08*	H	W	3-1	

Colorado College

UND leads 127-73-9

Home: 77-18-5

Away: 44-54-4

Neutral: 6-1-0

Date	Site	W-L-T	Score	Playoffs
2-10-48	A	W	8-4	
2-13-48	A	L	3-6	
12-10-48	A	L	4-12	
12-11-48	A	L	4-12	
12-29-48	H	W	5-3	
12-30-48	H	W	6-3	
2-3-50	A	L	5-8	
2-4-50	A	T	3-3	
2-19-51	H	L	3-10	
2-20-51	H	L	3-7	
2-23-52*	A	L	5-9	
2-24-52*	A	L	2-9	
2-10-53*	H	W	12-4	
2-11-53*	H	W	10-3	
2-18-54*	A	L	3-5	
2-19-54*	A	L	1-2	
2-3-55*	A	L	3-4	
2-4-55*	A	L	1-7	
2-11-55*	H	W	4-3	
2-12-55*	H	L	3-4	

12-13-55*	H	L	2-4	
12-14-55*	H	W	5-4	
1-7-56*	A	L	5-8	
1-9-56*	A	L	2-7	
2-8-57*	H	W	6-3	
2-9-57*	H	W	5-4	
2-19-57*	A	L	4-6	
2-20-57*	A	L	6-7	
2-7-58*	A	L	1-7	
2-8-58*	A	L	2-9	
2-9-59	H	W	6-4	
2-10-59	H	W	4-2	
3-2-59	A	W	7-2	
3-3-59	A	L	5-9	
1-11-60*	H	W	7-2	
1-12-60*	H	W	5-1	
1-29-60*	A	W	8-2	
1-30-60*	A	W	7-5	
1-9-61*	H	L	4-9	
1-10-61*	H	W	10-5	
1-16-61*	A	L	4-9	
1-17-61*	A	W	5-2	
12-18-61*	H	W	9-4	
12-19-61*	H	W	8-1	
2-13-63*	A	W	7-1	
2-16-63*	A	W	7-6	
1-10-64*	H	W	7-2	
1-11-64*	H	W	5-3	
12-28-65	N	W	11-3	
2-16-65*	A	W	8-2	
2-20-65*	A	W	7-6	ot
1-18-66*	H	W	6-4	
1-19-66*	H	W	8-1	
12-28-67	N	W	3-2	ot
1-31-67*	A	W	6-2	
2-4-67*	A	W	4-2	
11-28-67*	H	W	9-0	
11-29-67*	H	W	7-0	
2-5-69*	A	W	5-4	
2-8-69*	A	W	5-4	
3-7-69	N	L	4-5	WCHA
1-16-70*	H	W	8-4	
1-17-70*	H	W	6-2	
2-5-71*	A	L	3-6	
2-6-71*	A	W	7-2	
1-21-72*	H	W	8-7	ot
1-22-72*	H	W	4-2	
11-10-72*	H	W	5-4	
11-11-72*	H	W	8-6	
2-23-73*	A	L	2-4	
2-24-73*	A	L	1-3	
12-7-73*	A	L	4-5	ot
12-8-73*	A	L	4-10	
1-18-74*	H	W	4-3	
1-19-74*	H	W	2-0	
12-27-74*	H	W	8-7	ot
12-28-74*	H	L	2-4	
2-21-75*	A	L	3-4	
2-22-75*	A	L	2-9	
11-14-75*	A	L	4-7	
11-15-75*	A	L	4-5	
1-16-76*	H	W	4-2	
1-17-76*	H	W	3-2	
11-5-76*	A	W	4-3	
11-6-76*	A	L	3-5	
2-18-77*	H	W	5-4	
2-19-77*	H	W	11-2	
11-18-77*	H	L	3-6	
11-19-77*	H	W	6-5	
1-13-78*	A	L	3-9	
1-14-78*	A	W	9-4	
11-10-78*	H	W	6-1	
11-11-78*	H	W	10-0	
2-16-79*	A	W	3-1	
2-17-79*	A	W	6-1	
3-6-79	H	W	6-3	WCHA
3-7-79	H	W	7-3	WCHA
10-26-79*	H	L	2-3	
10-27-79*	H	W	9-4	
1-25-80*	A	L	8-9	ot
1-26-80*	A	W	7-3	
11-14-80*	A	W	8-7	ot
11-15-80*	A	W	5-3	
1-23-81*	H	W	12-5	
1-24-81*	H	L	5-6	
11-13-81*	A	W	5-4	
11-14-81*	A	L	2-3	
1-15-82*	A	L	2-6	
1-16-82*	A	W	6-3	
2-5-82*	H	W	6-1	
2-6-82*	H	W	5-2	
11-12-82*	A	W	8-2	
11-13-82*	A	L	3-4	

1-14-83*	H	W	9-3	
1-15-83*	H	W	8-1	
2-4-83*	H	W	8-2	
2-5-83*	H	W	5-3	
11-4-83*	A	W	5-2	
11-5-83*	A	W	4-2	
12-9-83*	H	W	4-3	
12-10-83*	H	W	5-1	
2-10-84*	A	W	8-0	
2-11-84*	A	W	7-4	
1-18-85*	A	L	3-4	ot
1-19-85*	A	W	5-2	
2-15-85*	H	W	4-1	
2-16-85*	H	W	6-1	
2-14-86*	H	W	6-3	
2-15-86*	H	W	9-6	
11-21-86*	H	W	7-3	
11-22-86*	H	W	11-2	
12-5-86*	A	W	4-3	ot
12-6-86*	A	L	2-3	
3-6-87	H	W	6-2	WCHA
3-7-87	H	L	1-2	WCHA
11-6-87*	A	T	3-3	ot
11-7-87*	A	W	5-2	
2-5-88*	H	W	6-1	
2-6-88*	H	W	9-3	
10-21-88*	A	W	6-5	ot
10-22-88*	A	W	5-2	
12-16-88*	H	W	3-2	
12-17-88*	H	W	5-1	
11-24-89*	H	W	5-4	
11-25-89*	H	T	1-1	ot
1-19-90*	A	W	7-2	
1-20-90*	A	W	5-4	
11-9-90*	H	W	6-4	
11-10-90*	H	W	2-1	ot
1-11-91*	A	W	3-2	
1-12-91*	A	L	4-6	
10-25-91*	H	W	5-4	
10-26-91*	H	L	4-5	
1-17-92*	A	L	2-5	
1-18-92*	A	L	1-6	
12-19-92*	H	W	8-5	
12-20-92*	H	W	3-1	
1-22-93*	A	L	4-6	
1-23-93*	A	W	5-4	
11-26-93*	H	L	3-5	
11-27-93*	H	L	2-5	
2-25-94*	A	L	1-5	
2-26-94*	A	T	5-5	ot
10-29-94*	A	L	2-8	
10-30-94*	A	L	0-6	
2-17-95*	H	W	5-3	
2-18-95*	H	L	2-3	
11-24-95*	A	L	5-9	
11-25-95*	A	L	3-6	
12-6-96*	H	T	5-5	ot
12-7-96*	H	W	7-3	
1-25-97*	A	W	3-0	
1-26-97*	A	L	3-8	
3-14-97	N	W	5-1	WCHA
3-27-97	N	W	6-2	NCAA
11-7-97*	A	T	3-3	
11-8-97*	A	W	4-2	
1-9-98*	H	W	4-1	
1-10-98*	H	W	6-1	
11-20-98*	H	L	4-5	
11-21-98*	H	W	5-4	ot
1-15-99*	A	W	5-4	
1-16-99*	A	W	5-1	
1-7-00*	H	T	1-1	
1-8-00*	H	W	4-0	
12-8-00*	A	L	4-6	
12-9-00*	A	W	4-3	ot
3-16-01	N	W	2-1	WCHA
3-24-01	N	W	4-1	NCAA
10-12-01*	H	W	6-2	
10-13-01*	H	W	2-0	
1-18-02*	A	L	5-6	
1-19-02*	A	L	1-3	
1-3-03*	H	T	4-4	ot
1-4-03*	H	T	4-4	ot
1-31-03*	A	L	3-5	
2-1-03*	A	L	1-4	
2-13-04*	H	W	5-2	
2-14-04*	H	L	1-4	
11-5-04*	H	L	2-3	ot
11-6-04*	H	W	2-1	
1-14-05*	A	L	1-2	
1-15-05*	A	L	0-1	
2-3-06*	A	W	4-2	
2-4-06*	A	L	2-3	
11-24-06*	H	L	3-4	

11-25-06*	H	W	5-2	
1-5-07*	A	L	0-1	
1-6-07*	A	W	2-1	
11-2-07*	H	W	6-2	
11-3-07*	H	L	1-4	
11-22-08	N	W	4-2	WCHA

Denver

UND leads 128-110-7

Home: 78-39-4

Away: 49-64-3

Neutral: 1-7-0

Date	Site	W-L-T	Score	Playoffs
2-1-50	A	W	18-3	
No meetings in 1950-51				
2-19-52*	A	W	5-4	
2-20-52*	A	L	0-6	
1-8-53*	H	W	4-3	
1-9-53*	H	W	2-1	
12-25-53*	A	W	9-5	
12-26-53*	A	W	7-2	
12-13-54*	H	L	4-8	
12-1				

RECORDS VS. CURRENT WCHA OPPONENTS

1-9-70*	A	L	2-6	
1-10-70*	A	W	6-5	
12-4-70*	H	L	2-4	
12-5-70*	H	W	10-4	
1-1-71*	A	W	6-3	
1-2-71*	A	L	6-7	
12-3-71*	H	W	8-4	
12-4-71*	H	W	5-3	
2-4-72*	A	W	4-3	ot
2-5-72*	A	L	3-7	
12-2-72*	A	W	5-4	
12-3-72*	A	L	1-6	
1-19-73*	H	L	5-10	
1-20-73*	H	L	3-5	
11-9-73*	H	W	5-4	ot
11-10-73*	H	L	0-3	
2-8-74*	A	L	1-4	
2-9-74*	A	L	2-8	
11-1-74*	H	L	4-5	
11-2-74*	H	W	4-2	
1-10-75*	A	L	4-8	
1-11-75*	A	W	5-4	
1-23-76*	A	L	4-8	
1-24-76*	A	L	2-7	
2-27-76*	H	W	4-2	
2-28-76*	H	L	6-7	ot
10-29-76*	H	W	9-6	
10-30-76*	H	W	7-6	
2-4-77*	A	L	2-5	
2-5-77*	A	L	3-4	
3-9-77	A	L	3-8	WCHA
3-10-77	A	L	2-7	WCHA
12-2-77*	A	L	3-10	
12-3-77*	A	L	3-8	
1-6-78*	H	W	8-6	
1-7-78*	H	L	3-4	ot
12-1-78*	H	W	7-3	
12-2-78*	H	W	8-5	
1-12-79*	A	L	4-5	
1-13-79*	A	W	11-5	
11-9-79*	A	W	4-3	
11-10-79*	A	W	3-0	
2-8-80*	H	W	7-1	
2-9-80*	H	W	5-2	
1-9-81*	H	T	4-4	ot
1-10-81*	H	W	8-6	
2-13-81*	A	W	5-2	
2-14-81*	A	L	2-3	
11-27-81*	H	W	6-3	
11-28-81*	H	L	3-7	
1-8-82*	H	W	6-4	
1-9-82*	H	W	5-4	
2-26-82*	A	W	8-4	
2-27-82*	A	L	3-4	
3-9-82	H	W	4-3	WCHA
3-10-82	H	W	5-2	WCHA
11-5-82*	A	L	2-4	
11-6-82*	A	W	7-5	
12-10-82*	A	W	7-2	
12-11-82*	A	W	4-1	
1-7-83*	H	W	7-2	
1-8-83*	H	W	7-2	
11-11-83*	H	W	9-0	
11-12-83*	H	W	4-3	ot
12-2-83*	A	L	2-3	
12-3-83*	A	W	6-2	
1-13-84*	H	W	6-5	
1-14-84*	H	W	7-6	ot
11-2-84*	A	W	5-4	ot
11-3-84*	A	T	4-4	ot
2-8-85*	H	L	3-4	ot
2-9-85*	H	L	4-6	
3-1-85	H	W	7-1	WCHA
3-2-85	H	W	8-4	WCHA
2-7-86*	A	L	3-6	
2-8-86*	A	W	7-3	
10-17-86*	A	W	5-2	
10-18-86*	A	W	11-5	
2-13-87*	H	W	4-1	
2-14-87*	H	W	5-2	
11-20-87*	A	W	5-4	
11-21-87*	A	L	2-4	
1-22-88*	H	L	3-4	ot
1-23-88*	H	W	4-2	
11-26-88*	H	L	4-6	
11-27-88*	H	L	3-5	
12-9-88*	A	L	6-7	ot
12-10-88*	A	W	3-2	
2-25-89	H	W	7-1	WCHA
2-26-89	H	L	4-5	WCHA
2-27-89	H	L	3-4	WCHA
11-17-89*	A	L	3-5	
11-18-89*	A	W	8-3	
12-15-89*	H	L	8-9	
12-16-89*	H	L	3-4	

10-12-90*	H	W	5-3	
10-13-90*	H	W	8-1	
2-8-91*	A	W	9-7	
2-9-91*	A	L	4-7	
10-18-91*	A	W	10-5	
10-19-91*	A	W	5-4	
12-6-91*	H	W	6-1	
12-7-91*	H	W	7-6	ot
11-13-92*	A	L	3-6	
11-14-92*	A	L	3-7	
2-5-93*	H	L	4-5	
2-6-93*	H	L	5-6	ot
10-29-93*	H	L	5-7	
10-30-93*	H	W	3-2	
2-4-94*	A	L	2-3	
2-5-94*	A	L	2-5	
11-4-94*	A	W	6-4	
11-5-94*	A	L	2-7	
2-10-95*	H	L	1-4	
2-11-95*	H	W	3-1	
12-15-95*	H	W	4-3	
12-16-95*	H	L	3-6	
1-20-96*	A	L	2-3	
1-21-96*	A	L	3-4	
10-18-96*	H	W	3-2	ot
10-19-96*	H	W	6-2	
2-28-97*	A	L	3-6	
3-1-97*	A	L	0-5	
11-21-97*	H	W	4-3	
11-22-97*	H	W	6-1	
2-21-98*	A	W	6-4	
2-22-98*	A	W	7-3	
12-5-98*	A	W	6-4	
12-6-98*	A	W	5-3	
2-12-99*	H	W	7-3	
2-13-99*	H	W	11-4	
3-20-99	N	L	3-4	WCHA
12-10-99*	H	W	7-3	
12-11-99*	H	L	2-7	
3-10-00**	H	W	4-0	WCHA
3-11-00**	H	L	1-2	WCHA
3-12-00**	H	W	9-4	WCHA
11-3-00*	A	W	5-2	
11-4-00*	A	W	7-4	
2-16-01*	H	T	3-3	ot
2-17-01*	H	W	3-0	
3-1-02*	H	L	3-4	ot
3-2-02*	H	W	4-3	
2-14-03*	A	L	3-3	ot
2-15-03*	A	L	1-2	
3-14-03	H	L	1-4	WCHA
3-15-03	H	W	3-2	ot WCHA
3-16-03	H	W	3-2	ot WCHA
11-21-03*	A	W	8-2	
11-22-03*	A	W	6-2	
1-30-04*	H	W	6-1	
1-31-04*	H	T	1-1	ot
3-27-04	N	L	0-1	NCAA
2-4-05*	H	L	2-4	
2-5-05*	H	L	2-4	
3-18-05	N	L	1-2	ot WCHA
4-9-05	N	L	1-4	NCAA
10-28-05*	H	W	3-1	
10-29-05*	H	L	2-7	
2-24-06*	A	W	6-2	
2-25-06*	A	L	3-7	
2-23-07*	A	L	3-4	ot
2-24-07*	A	W	3-0	
11-30-07*	A	L	0-1	
12-1-07*	A	W	3-1	
2-15-08*	H	W	5-4	
2-16-08*	H	W	4-1	
3-21-08	N	L	1-3	WCHA

Michigan Tech

UND leads 133-89-8

Home: 75-33-4

Away: 56-55-4

Neutral: 2-4-0

Date	Site	W-L-T	Score	Playoffs
1-16-48	H	L	6-7	ot
1-17-48	H	W	7-3	
2-20-48	A	W	5-4	
2-21-48	A	W	5-2	
1-8-49	A	L	3-6	
2-18-49	H	L	2-5	
2-19-49	H	W	6-5	
2-18-50	A	W	5-4	
2-19-50	A	W	5-3	
1-19-51	H	W	5-2	
1-20-51	H	W	5-4	
1-8-52*	A	W	8-4	
1-9-52*	A	W	5-2	

1-18-52*	H	W	11-2	
1-19-52*	H	W	9-1	
1-1-53*	H	W	10-0	
1-2-53*	H	W	7-2	
1-15-53*	A	W	5-4	ot
1-16-53*	A	W	6-5	ot
1-14-54*	A	W	5-0	
1-15-54*	A	W	5-0	
1-28-54*	H	W	4-0	
1-29-54*	H	W	7-0	
1-14-55*	H	W	3-1	
1-15-55*	H	T	1-1	ot
2-14-55*	A	W	4-3	ot
2-15-55*	A	L	3-10	
1-13-56*	H	L	3-5	
1-14-56*	H	L	2-5	
2-17-56*	A	L	2-6	
2-18-56*	A	L	4-5	ot
1-4-57*	A	W	7-2	
1-5-57*	A	L	0-6	
2-15-57*	H	W	8-7	
2-16-57*	H	W	4-3	
1-3-58*	A	W	9-1	
1-4-58*	A	W	3-2	
2-28-58*	H	W	6-4	
3-1-58*	H	W	6-4	
1-2-59	H	L	2-3	
1-3-59	H	W	2-1	
2-6-59	A	L	3-4	
2-7-59	A	W	4-0	
12-4-59*	H	W	3-2	
12-5-59*	H	L	1-4	
2-19-60*	A	L	2-3	
2-20-60*	A	W	6-4	
3-11-60*	A	L	2-4	WCHA
3-12-60	A	L	4-5	WCHA
11-25-60*	H	W	6-4	
11-26-60*	H	L	1-8	
12-2-60*	A	L	2-7	
12-3-60*	A	L	3-5	
1-19-62*	H	L	1-2	
1-20-62*	H	L	2-3	ot
2-2-62*	A	L	2-6	
2-3-62*	A	L	2-6	
1-4-63*	H	W	4-2	
1-5-63*	H	T	3-3	ot
2-8-63*	A	L	0-3	
2-9-63*	A	L	1-5	
3-7-63	H	W	2-0	WCHA
3-8-63	H	W	6-1	WCHA
2-7-64*	A	L	0-3	
2-8-64*	A	W	3-2	
2-14-64*	H	L	1-2	
2-15-64*	H	W	4-1	
12-4-64*	A	L	2-3	
12-5-64*	A	L	2-4	
12-18-64*	H	W	2-1	
12-19-64*	H	W	6-3	
3-13-65	H	L	4-6	WCHA
1-7-66*	H	L	1-2	
1-8-66*	H	L	3-4	
1-14-66*	A	W	5-4	
1-15-66*	A	L	1-4	
12-2-66*	H	W	3-2	ot
12-3-66*	H	W	4-3	
3-3-67*	A	L	3-6	
3-4-67*	A	L	3-9	
12-21-67	N	W	4-3	ot
1-12-68*	H	L	2-3	
1-13-68*	H	W	3-1	
2-9-68*	A	W	5-2	
2-10-68*	A	L	3-4	
3-8-68	A	T	0-0	WCHA
3-9-68	A	W	3-2	WCHA
1-17-69*	A	L	3-4	
1-18-69*	A	W	6-5	
2-14-69*	H	W	4-3	ot
2-15-69*	H	L	3-7	
2-13-70*	H	T	2-2	ot
2-14-70*	H	L	4-6	
2-27-70*	A	L	2-7	
2-28-70*	A	W	7-3	
3-13-70	A	L	3-5	WCHA
1-8-71*	A	L	2-6	
1-9-71*	A	L	2-6	
2-19-71*	H	L	1-8	
2-20-71*	H	L	2-3	
3-12-71	N	W	6-4	WCHA
2-18-72*	H	W	10-3	
2-19-72*	H	W	5-3	
3-3-72*	A	W	6-5	
3-4-72*	A	W	4-3	
1-5-73*	A	L	5-11	
1-6-73*	A	W	4-1	
2-16-73*	H	W	5-3	

2-17-73*	H	W	8-6	
11-23-73*	N	L	5-7	
11-24-73*	N	L	1-8	
2-15-74*	A	L	1-4	
2-16-74*	A	L	0-10	
11-29-74*	A	L	2-8	
11-30-74*	A	L	3-8	
1-17-75*	H	L	4-6	
1-18-75*	H	L	1-6	
10-31-75*	H	L	2-5	
11-1-75*	H	W	8-5	
2-20-76*	A	L	2-12	
2-21-76*	A	L	2-5	
12-3-76*	H	W	6-2	
12-4-76*	H	W	7-6	
1-7-77*	A	L	3-4	ot
1-8-77*	A	W	6-3	
11-25-77*	H	L	0-7	

RECORDS VS. CURRENT WCHA OPPONENTS

1-26-02*	A	W	5-3		2-23-63*	H	W	4-3		12-14-84*	H	W	4-1		3-19-05	N	W	4-2	WCHA
2-15-02*	H	W	12-2		2-28-64*	H	L	2-4		12-15-84*	H	L	3-5		4-7-05	N	W	4-2	NCAA
2-16-02*	H	W	4-3		2-29-64*	H	L	4-5	ot	2-22-85*	A	W	6-1		12-9-05*	H	L	3-4	
2-7-03*	H	W	8-0		3-6-64*	A	L	3-5		2-23-85*	A	L	2-5		12-10-05*	H	L	3-4	
2-8-03*	H	L	2-5		3-7-64*	A	W	3-1		11-15-85*	H	W	7-4		1-13-06*	A	L	1-6	
1-16-04*	A	W	8-4		1-29-65*	A	W	5-4	ot	11-16-85*	H	L	2-3		1-14-06*	A	W	4-2	
1-17-04*	A	W	4-0		1-30-65*	A	W	3-1		2-21-86*	A	L	3-6		1-26-07*	A	W	5-3	
3-5-04*	H	W	5-1		2-26-65*	H	W	6-0		2-22-86*	A	L	0-6		1-27-07*	A	W	7-3	
3-6-04*	H	W	5-1		2-27-65*	H	W	5-4		11-14-86*	A	W	4-1		3-17-07	N	L	2-3	WCHA
3-12-04	H	W	6-2	WCHA	12-29-65	N	L	4-6		11-15-86*	A	L	1-4		3-25-07	N	W	3-2	NCAA
3-13-04	H	W	4-3	ot WCHA	2-4-66*	H	L	1-3		1-9-87*	H	W	5-2		12-7-07*	H	W	4-2	
11-26-04*	A	W	6-3		2-5-66*	H	L	4-5		1-10-87*	H	W	4-2		12-8-07*	H	L	3-4	
11-27-04*	A	W	3-2		2-18-66*	A	W	6-2		3-13-87	H	W	5-3	WCHA	2-1-08*	A	W	2-1	ot
12-2-05*	A	W	6-1		2-19-66*	A	L	1-6		3-14-87	H	W	5-3	WCHA	2-2-08*	A	T	1-1	ot
12-3-05*	A	W	8-2		3-3-66	H	W	4-2	WCHA	10-16-87*	H	L	2-4						
3-3-06*	H	W	4-0		1-6-67*	A	W	5-4	ot	10-17-87*	H	L	2-5						
3-4-06*	H	W	6-0		1-7-67*	A	W	3-2		1-8-88*	A	L	3-4						
12-15-06*	H	L	1-3		2-10-67*	H	W	3-2		1-9-88*	A	L	3-7						
12-16-06*	H	L	2-3		2-11-67*	H	W	3-2		10-29-88*	A	L	1-2						
10-26-07*	A	L	1-3		3-7-67	A	W	7-2	WCHA	10-30-88*	A	L	1-7						
10-27-07*	A	W	6-0		1-5-68*	A	W	4-1		2-10-89*	H	W	9-0						
1-11-08*	H	W	4-1		1-6-68*	A	W	5-1		2-11-89*	H	L	3-9						
1-12-08*	H	W	4-1		2-2-68*	H	L	2-3		10-27-89*	H	L	5-6						
3-14-08	H	W	4-0		2-3-68*	H	L	0-3		10-28-89*	H	T	4-4	ot					
3-15-08	H	L	2-3	ot	12-21-68	N	W	5-4	5ot	1-26-90*	A	L	4-5						
3-16-08	H	W	2-1		1-3-69*	A	W	3-2		1-27-90*	A	W	7-4						
					1-4-69*	A	L	2-5		3-11-90	N	L	4-5	WCHA					
					1-10-69*	H	W	6-2		11-30-90*	H	W	6-1						
					1-11-69*	H	W	5-3		12-1-90*	H	L	3-6						
					12-5-69*	A	W	4-3	ot	2-22-91*	A	L	1-4						
					12-6-69*	A	L	2-5		2-23-91*	A	L	5-11						
					2-20-70*	H	W	5-3		11-29-91*	A	L	2-4						
					2-21-70*	H	L	0-1		11-30-91*	A	L	2-8						
					1-29-71*	A	W	4-1		3-6-92*	H	L	1-10						
					1-30-71*	A	L	0-6		3-7-92*	H	L	3-5						
					2-12-71*	H	T	3-3	ot	3-13-92	A	W	5-3	WCHA					
					2-13-71*	H	L	0-2		3-14-92	A	L	2-9	WCHA					
					3-13-71	N	L	2-5	WCHA	3-15-92	A	L	1-3	WCHA					
					1-14-72*	A	W	7-3		10-23-92*	A	W	8-4						
					1-15-72*	A	W	4-3		10-24-92*	A	L	4-8						
					2-25-72*	H	W	4-2		2-12-93*	H	L	1-6						
					2-26-72*	H	L	1-5		2-13-93*	H	W	6-2						
					1-12-73*	H	W	6-2		3-12-93	A	L	4-6	ot WCHA					
					1-13-73*	H	T	2-3	ot	3-13-93	A	L	4-5	ot WCHA					
					2-9-73*	A	L	2-2		12-11-93*	A	L	5-6						
					2-10-73*	A	L	2-5		12-12-93*	A	L	0-3						
					11-16-73*	A	L	3-7		2-11-94*	H	T	3-3	ot					
					11-17-73*	A	L	3-11		2-12-94*	H	L	2-7						
					1-4-74*	H	L	1-2		11-11-94*	H	T	4-4						
					1-5-74*	H	L	1-2		11-12-94*	H	W	4-3						
					11-8-74*	A	L	4-5		2-24-95*	A	T	3-3						
					11-9-74*	A	L	0-5		2-25-95*	A	T	5-5						
					2-7-75*	H	L	0-7		3-16-95	N	L	2-3	WCHA					
					2-8-75*	H	L	2-5		12-9-95*	A	L	2-4						
					12-5-75*	A	L	2-4		12-10-95*	A	L	1-6						
					12-6-75*	A	W	6-3		2-2-96*	H	W	8-2						
					3-5-76*	H	L	3-5		2-3-96*	H	W	7-5						
					3-6-76*	H	W	5-1		11-8-96*	A	L	2-3						
					11-19-76*	A	W	4-3		11-9-96*	A	L	6-10						
					11-20-76*	A	L	2-3		1-31-97*	H	W	6-4						
					3-4-77*	H	L	4-7		2-1-97*	H	W	6-2						
					3-5-77*	H	L	6-8		3-15-97	N	W	4-3	ot WCHA					
					11-11-77*	A	L	7-8	ot	10-31-97*	A	L	5-6						
					11-12-77*	A	L	3-6		11-1-97*	A	W	3-2						
					3-3-78*	H	W	6-2		2-14-98*	H	W	4-2						
					3-4-78*	H	L	2-4		2-15-98*	H	W	5-3						
					12-15-78*	H	W	4-1		11-13-98*	A	T	4-4						
					12-16-78*	H	L	3-6		11-14-98*	A	W	5-3						
					3-2-79*	A	L	2-5		1-22-99*	H	W	5-4						
					3-3-79*	A	W	4-2		1-23-99*	H	W	6-5						
					3-24-79	N	L	3-4	NCAA	3-19-99	N	W	6-2	WCHA					
					11-30-79*	H	W	6-3		10-22-99*	A	T	2-2	ot					
					12-1-79*	H	W	7-6		10-23-99*	A	W	3-2						
					2-15-80*	A	W	5-3		1-21-00*	H	W	1-0						
					2-16-80*	A	W	6-2		1-22-00*	H	L	2-5						
					10-24-80*	H	L	8-9		11-10-00*	H	W	7-5						
					10-25-80*	H	L	3-4	ot	11-11-00*	H	T	5-5	ot					
					1-30-81*	A	W	2-1		1-12-01*	A	W	4-1						
					1-31-81*	A	L	3-11		1-13-01*	A	L	1-5						
					11-20-81*	A	W	5-2		10-5-01	H	L	5-7						
					11-21-81*	A	L	5-7		1-5-02*	A	W	4-3						
					1-22-82*	H	W	3-1		1-6-02*	A	L	1-2						
					1-23-82*	H	W	4-1		2-8-02*	H	L	4-6						
					12-3-82*	A	W	5-4		2-9-02*	H	L	3-4						
					12-4-82*	A	L	2-5		3-8-02	A	L	2-7	WCHA</					

RECORDS VS. CURRENT WCHA OPPONENTS

11-5-77*	A	L	4-5	ot	
2-3-78*	H	L	4-5		
2-4-78*	H	W	7-2		
11-3-78*	A	L	4-5	ot	
11-4-78*	A	L	2-4		
2-2-79*	H	W	6-4		
2-3-79*	H	L	4-7		
12-7-79*	A	L	4-5	ot	
12-8-79*	A	W	4-3	ot	
1-18-80*	H	W	7-3		
1-19-80*	H	W	5-1		
11-7-80*	H	W	5-4	ot	
11-8-80*	H	L	3-7		
2-27-81*	A	L	3-7		
2-28-81*	A	L	6-7		
11-6-81*	H	W	4-1		
11-7-81*	H	L	4-5		
12-11-81*	H	W	4-1		
12-12-81*	H	W	7-4		
2-12-82*	A	W	4-3	ot	
2-13-82*	A	W	11-3		
10-29-82*	H	L	2-3		
10-30-82*	H	L	3-4		
1-21-83*	A	L	0-3		
1-22-83*	A	W	3-2		
2-18-83*	A	L	2-5		
2-19-83*	A	W	5-2		
10-28-83*	H	W	6-4		
10-29-83*	H	W	7-2		
1-27-84*	A	L	1-4		
1-28-84*	A	T	4-4	ot	
3-10-84	A	L	1-8		WCHA
3-11-84	A	W	5-4		WCHA
3-22-84	N	L	1-2	ot	NCAA
12-7-84*	H	L	3-4		
12-8-84*	H	W	6-5		
3-8-85	A	T	4-4		WCHA
3-9-85	A	L	4-6		WCHA
10-18-85*	H	L	4-5		
10-19-85*	H	L	1-4		
1-10-86*	A	L	3-4		
1-11-86*	A	W	8-7	ot	
10-10-86*	A	W	6-2		
10-11-86*	A	W	7-1		
2-6-87*	H	W	5-0		
2-7-87*	H	W	9-3		
2-28-87	H	W	5-3		WCHA
3-1-87	H	W	8-1		WCHA
10-23-87*	A	L	4-6		
10-24-87*	A	L	5-8		
2-19-88*	H	W	4-3	ot	
2-20-88*	H	W	6-3		
3-7-88	N	W	6-0		WCHA
10-8-88	N	T	2-2		
11-4-88*	H	W	4-1		
11-5-88*	H	L	2-4		
2-3-89*	A	W	5-4	ot	
2-4-89*	A	L	2-5		
11-10-89*	H	W	3-2	ot	
11-11-89*	H	W	6-4		
2-9-90*	A	W	5-3		
2-10-90*	A	W	5-4		
3-1-90	H	W	11-3		WCHA
3-2-90	H	W	2-1		WCHA
11-16-90*	A	L	4-6		
11-17-90*	A	W	5-3		
2-15-91*	H	W	11-2		
2-16-91*	H	W	4-3	ot	
11-15-91*	A	L	3-7		
11-16-91*	A	L	2-4		
2-14-92*	H	W	10-7		
2-15-92*	H	L	5-7		
11-6-92*	A	L	2-5		
11-7-92*	A	L	5-6		
1-29-93*	H	W	6-2		
1-30-93*	H	L	1-5		
11-19-93*	A	W	6-5		
11-20-93*	A	T	4-4	ot	
3-4-94*	H	W	5-3		
3-5-94*	H	L	3-5		
11-18-94*	A	W	6-5		
11-19-94*	A	W	9-7		
1-27-95*	H	L	4-6		
1-28-95*	H	L	3-6		
11-3-95*	H	L	3-5		
11-4-95*	H	W	5-3		
1-26-96*	A	L	1-3		
1-27-96*	A	L	2-3		
11-29-96*	A	W	8-4		
11-30-96*	A	W	4-3		
11-14-97*	H	W	8-0		
11-15-97*	H	L	3-4		
2-27-98*	A	W	6-3		
2-28-98*	A	L	0-7		
10-30-98*	H	W	3-0		

10-31-98*	H	W	4-1		
1-29-99*	A	W	4-3		
1-30-99*	A	T	2-2		
12-3-99*	A	W	6-3		
12-4-99*	A	W	5-4		
2-18-00*	H	W	10-0		
2-19-00*	H	W	4-1		
11-17-00*	H	W	5-3		
11-18-00*	H	W	5-2		
2-2-01*	A	W	6-2		
2-3-01*	A	W	4-3		
3-9-01	H	L	2-3		WCHA
3-10-01	H	W	6-2		WCHA
3-11-01	H	W	4-0		WCHA
2-22-02*	A	L	2-3		
2-23-02*	A	W	5-3		
3-1-03*	H	T	3-3	ot	
3-2-03*	H	L	2-3		
3-20-03	N	L	1-2		WCHA
10-4-03	H	W	3-2		
12-12-03*	H	W	5-4		
12-13-03*	H	W	6-3		
2-27-04*	A	W	4-1		
2-28-04*	A	W	2-1		
12-10-04*	A	W	5-1		
12-11-04*	A	L	3-4		
3-11-05	H	W	8-2		WCHA
3-12-05	H	W	6-1		WCHA
11-11-05*	A	W	5-3		
11-12-05*	A	W	7-4		
2-17-06*	H	W	4-0		
2-18-06*	H	W	5-1		
2-16-07*	H	T	2-2	ot	
2-17-07*	H	W	1-0		
11-23-07*	H	W	8-3		
11-24-07*	H	L	2-4		
3-1-08*	A	W	2-0		
3-2-08*	A	W	2-1	ot	

Minnesota State

UND leads 28-9-7
Home: 17-6-3
Away: 11-3-4
Neutral: 0-0-0

Date	Site	W-L-T	Score	Playoffs
1-31-98	H	W	6-3	
2-1-98	H	W	8-6	
3-13-98	H	W	5-2	WCHA
3-14-98	H	W	5-4	WCHA
1-8-99	A	W	5-4	
1-9-99	A	W	5-2	
3-12-99	H	L	2-3	ot WCHA
3-13-99	H	W	3-2	WCHA
3-14-99	H	W	10-0	WCHA
11-19-99*	H	W	5-1	
11-20-99*	H	L	5-6	
2-25-00*	A	T	3-3	ot
2-26-00*	A	T	1-1	ot
10-27-00*	A	L	2-6	
10-28-00*	A	W	6-1	
11-16-01*	A	W	6-3	
11-17-01*	A	T	2-2	ot
11-30-01*	H	L	4-6	
12-1-01*	H	L	0-6	
1-19-01*	H	T	3-3	ot
1-20-01*	H	W	5-1	
11-29-02*	H	T	6-6	ot
11-30-02*	H	W	5-4	
2-21-03*	A	L	1-2	
2-22-03*	A	L	4-5	
2-20-04*	A	W	6-3	
2-21-04*	A	W	10-1	
10-15-04*	A	T	2-2	ot
10-16-04*	A	W	2-1	
1-7-05*	H	W	3-2	
1-8-05*	H	L	3-4	
1-20-06*	H	W	6-3	
1-21-06*	H	W	4-2	
3-10-06	H	L	2-3	ot WCHA
3-11-06	H	W	4-1	WCHA
3-12-06	H	W	3-0	WCHA
10-27-06*	A	W	5-4	
10-28-06*	A	W	8-5	
2-9-07*	H	W	8-4	
2-10-07*	H	T	4-4	ot
3-9-07	H	W	5-2	WCHA
3-10-07	H	W	2-1	WCHA
1-18-08*	A	W	2-1	
1-19-08*	A	W	5-3	

St. Cloud State

UND leads 47-26-10
Home: 24-11-5
Away: 19-14-5
Neutral: 4-1-0

Date	Site	W-L-T	Score	Playoffs
1-6-47	H	L	1-8	
12-8-89	H	W	7-4	
12-9-89	H	T	4-4	ot
12-29-89	A	W	6-1	
12-30-89	A	W	8-5	
10-26-90*	H	W	6-2	
10-27-90*	H	W	9-3	
1-25-91*	A	W	4-3	
1-26-91*	A	W	8-1	
3-1-91	H	L	2-4	WCHA
3-2-91	H	W	10-2	WCHA
3-3-91	H	W	7-4	WCHA
11-8-91*	A	L	3-7	
11-9-91*	A	L	3-7	
1-25-92*	H	W	6-4	
1-26-92*	H	L	2-3	
11-27-92*	H	W	4-3	
11-28-92*	H	L	4-7	
2-19-93*	A	L	1-4	
2-20-93*	A	L	2-5	
11-12-93*	H	W	6-3	
11-13-93*	H	L	2-3	
1-21-94*	A	T	5-5	ot
1-22-94*	A	L	0-6	
11-25-94*	H	L	2-3	
11-26-94*	H	W	2-0	
1-20-95*	A	L	2-9	
1-21-95*	A	W	5-4	
3-10-95	A	W	3-2	WCHA
3-11-95	A	W	5-2	WCHA
11-10-95*	H	W	3-2	
11-11-95*	H	T	4-4	
1-5-96*	A	W	4-2	
1-6-96*	A	W	6-3	
11-15-96*	H	L	2-5	
11-16-96*	H	W	5-3	
1-10-97*	A	L	5-3	
1-11-97*	A	W	6-1	
12-12-97*	H	W	2-1	
12-13-97*	H	L	2-5	
1-23-98*	A	L	2-6	
1-24-98*	A	W	6-2	
3-20-98	N	W	4-3	WCHA
11-27-98*	A	W	4-3	
11-28-98*	A	W	7-4	
3-5-99*	H	W	4-2	
3-6-99*	H	W	5-2	
11-5-99*	H	W	6-0	
11-6-99*	H	W	4-3	
2-4-00*	A	L	0-3	
2-5-00*	A	T	1-1	ot
3-17-00	N	W	7-3	WCHA
1-26-01*	H	W	4-3	
1-27-01*	H	W	4-3	
3-17-01	N	L	5-6	ot WCHA
11-2-01*	A	L	4-8	
11-3-01*	A	L	1-6	
11-8-02*	A	L	3-7	
11-9-02*	A	W	3-2	ot
12-6-02*	H	W	4-3	
12-7-02*	H	W	5-4	
11-14-03*	H	L	1-2	
11-15-03*	H	W	2-1	
1-2-04*	A	T	4-4	ot
1-3-04*	A	W	3-1	
11-19-04*	H	W	4-1	
11-20-04*	H	W	3-1	
3-4-05*	A	T	2-2	ot
3-5-05*	A	W	2-0	
11-18-05*	A	L	2-3	
11-19-05*	A	W	3-2	
1-27-06*	H	L	1-2	
1-28-06*	H	L	1-2	ot
3-18-06	N	W	5-3	WCHA
11-3-06*	H	W	3-1	
11-4-06*	H	T	2-2	ot
3-2-07*	A	T	3-3	ot
3-3-07*	A	W	7-2	
3-16-07	N	W	6-2	WCHA
1-4-08*	A	L	2-3	
1-5-08*	A	W	6-2	
3-7-08*	H	T	1-1	ot
3-8-08*	H	T	2-2	ot

Wisconsin

UND trails 58-80-10
Home: 29-34-7
Away: 24-43-3
Neutral: 5-3-0

Date	Site	W-L-T	Score	Playoffs
12-13-68	A	L	5-7	
12-14-68	A	L	7-11	
11-14-69	H	L	4-8	
11-15-69	H	L	4-7	
3-6-71*	A	L	1-12	
3-7-71*	A	L	2-4	
11-26-71*	H	W	2-1	
11-27-71*	H	L	2-3	
3-10-72	A	T	1-1	WCHA
3-11-72	A	L	1-5	WCHA
1-26-73*	A	L	3-8	
1-27-73*	A	L	3-4	
2-22-74*	H			

RECORDS VS. NON-CONFERENCE OPPONENTS

1-15-93*	H	L	2-3		
1-16-93*	H	L	2-5		
11-5-93*	A	L	3-7		
11-6-93*	A	W	5-4		
1-28-94*	H	L	1-4		
1-29-94*	H	W	5-4		
3-11-94	A	L	1-6	WCHA	
3-12-94	A	L	2-4	WCHA	
12-9-94*	H	W	3-2		
12-10-94*	H	W	5-2		
2-3-95*	A	L	2-4		
2-4-95*	A	L	1-5		
10-27-95*	H	L	1-3		
10-28-95*	H	W	4-2		
2-9-96*	A	L	3-6		
2-10-96*	A	L	2-3		
3-1-96	H	L	5-6	ot WCHA	
3-2-96	H	L	4-5	2ot WCHA	
1-17-97*	H	L	2-5		
1-18-97*	H	W	8-6		
12-5-97*	A	W	6-5		
12-6-97*	A	W	3-0		
3-6-98*	H	W	6-3		
3-7-98*	H	L	4-6		
3-21-98	N	L	2-3	WCHA	
12-11-98*	H	W	6-1		
12-12-98*	H	W	4-1		
2-27-99*	A	L	2-4		
2-28-99*	A	W	5-2		
12-28-99	A	W	3-2	ot	
1-14-00*	A	L	2-3	ot	
1-15-00*	A	L	5-6	ot	
3-18-00	N	W	5-3	WCHA	
2-9-01*	H	T	3-3	ot	
2-10-01*	H	T	4-4	ot	
10-26-01*	H	L	2-3		
10-27-01*	H	W	6-4		
12-7-01*	A	L	6-7	ot	
12-8-01*	A	L	1-3		
11-22-02*	H	W	2-0		
11-23-02*	H	W	3-2		
3-7-03*	A	W	5-2		
3-8-03*	A	W	5-0	ot	
2-6-04*	A	L	3-4	ot	
2-7-04*	A	L	2-5		
11-12-04*	A	L	0-1		
11-13-04*	A	L	2-5		
2-26-05*	H	W	4-2		
2-27-05*	H	T	1-1	ot	
3-17-05	N	W	3-2	WCHA	
11-4-05*	H	L	2-4		
11-5-05*	H	L	1-4		
3-17-06	N	W	4-3	WCHA	
10-13-06*	A	W	3-2		
10-14-06*	A	L	0-1		
12-8-06*	H	L	3-4		
12-9-06*	H	L	2-4		
11-9-07*	A	L	0-4		
11-10-07*	A	W	3-1		
3-30-08	A	W	3-2	ot NCAA	

Holy Cross
UND leads 2-0-0
Home: 1-0-0, Away: 0-0-0, Neutral: 1-0-0

Date	Site	W-L-T	Score	Playoffs
3-26-04	N	W	3-0	NCAA
3-25-06	H	W	5-2	NCAA

Series Records vs. CCHA Opponents

Alaska-Fairbanks
UND leads 4-2-0
Home: 2-2-0, Away: 2-0-0, Neutral: 0-0-0

Date	Site	W-L-T	Score	Playoffs
1-5-90	H	W	6-1	
1-6-90	H	W	8-2	
11-1-91	A	W	6-4	
11-2-91	A	W	5-3	
1-2-94	H	L	5-6	ot
1-3-94	H	L	3-5	

Bowling Green
UND leads 6-3-0
Home: 3-1-0, Away: 2-2-0, Neutral: 1-0-0

Date	Site	W-L-T	Score	Playoffs
12-19-80	H	W	9-3	
12-20-80	H	W	4-1	
10-16-81	A	W	6-4	
10-17-81	A	W	6-3	
12-7-90	A	L	5-7	
12-8-90	A	L	3-4	
12-28-90	N	W	8-2	
1-2-93	H	L	1-4	
1-3-93	H	W	6-5	ot

Ferris State
UND leads 5-1-0
Home: 4-0-0, Away: 0-0-0, Neutral: 1-1-0

Date	Site	W-L-T	Score	Playoffs
12-18-81	H	W	5-2	
12-19-81	H	W	6-2	
12-18-94	H	W	8-6	
12-19-94	H	W	5-2	
12-28-97	N	W	6-3	
3-28-03	N	L	2-5	NCAA

Lake Superior State
UND leads 2-0-0
Home: 2-0-0, Away: 0-0-0, Neutral: 0-0-0

Date	Site	W-L-T	Score	Playoffs
12-14-73	H	W	7-3	
12-15-73	H	W	7-2	

Miami (Ohio)
UND leads 2-0-0
Home: 0-0-0, Away: 0-0-0, Neutral: 2-0-0

Date	Site	W-L-T	Score	Playoffs
12-27-99	N	W	5-2	
10-8-05	N	W	3-0	

Michigan
UND trails 40-45-4
Home: 27-11-3, Away: 11-32-1, Neutral: 3-3-0

Date	Site	W-L-T	Score	Playoffs
1-9-48	A	W	6-5	
1-10-48	A	L	2-5	
12-26-48	N	L	1-8	
12-27-48	N	L	4-11	
2-11-49	A	L	7-14	
2-12-49	A	L	4-10	
12-29-49	H	L	4-8	
12-30-49	H	L	0-6	
2-23-51	A	L	4-11	
2-24-51	A	L	4-12	
1-4-52*	H	L	2-4	
1-5-52*	H	W	4-2	
2-19-53*	A	L	3-5	
2-20-53*	A	L	3-8	
12-18-53*	H	W	10-3	
12-19-53*	H	W	5-3	
2-25-55*	A	L	0-7	
2-26-55*	A	L	2-7	

12-9-55*	H	L	1-5		
12-10-55*	H	W	4-2		
3-4-57*	A	L	1-7		
3-5-57*	A	L	2-3	ot	
12-13-57*	H	L	1-3		
12-14-57*	H	W	4-0		
1-17-59	A	L	2-4		
1-16-59	A	W	6-1		
3-4-60*	H	W	4-2		
3-5-60*	H	W	4-3	ot	
12-9-60*	A	L	2-6		
12-10-60*	A	L	5-6		
12-16-60*	H	T	2-2	ot	
12-17-60*	H	L	2-4		
12-15-61*	A	L	2-5		
12-16-61*	A	L	1-6		
3-1-63*	H	T	2-2	ot	
3-2-63*	H	W	6-5		
1-8-65*	A	W	7-3		
1-9-65*	A	W	4-2		
1-21-66*	H	W	6-4		
1-22-66*	H	W	7-4		
2-24-67*	A	L	1-2		
2-25-67*	A	W	4-1		
2-23-68*	H	W	3-2		
2-24-68*	H	W	5-2		
2-21-69*	A	L	3-7		
2-22-69*	A	L	2-6		
12-12-69*	A	L	5-6	ot	
12-13-69*	A	W	8-7	ot	
1-2-70*	H	L	2-9		
1-3-70*	H	W	5-1		
11-27-70*	H	W	6-5	ot	
11-28-70*	H	L	1-2		
1-15-71*	A	L	1-5		
1-16-71*	A	W	3-1		
12-10-71*	A	L	6-9		
12-11-71*	A	L	2-4		
3-7-72	H	W	5-1	WCHA	
3-8-72	H	W	10-2	WCHA	
1-28-72*	H	W	9-1		
1-29-72*	H	W	10-1		
11-3-72*	A	L	7-9		
11-4-72*	A	W	6-0		
3-2-73*	H	T	4-4	ot	
3-3-73*	H	L	2-3		
1-11-74*	A	W	4-2		
1-12-74*	A	L	2-6		
2-14-75*	A	L	1-7		
2-15-75*	A	L	3-4		
11-7-75*	A	L	1-11		
11-8-75*	A	L	4-5	ot	
1-30-76*	H	L	1-2		
1-31-76*	H	W	6-2		
1-28-77*	H	W	6-1		
1-29-77*	H	W	8-2		
1-20-78*	A	W	12-10		
1-21-78*	A	L	2-5		
1-19-79*	H	W	5-1		
1-20-79*	H	W	9-8	ot	
2-22-80*	H	W	5-2		
2-23-80*	H	W	4-3	ot	
12-5-80*	A	W	5-1		
12-6-80*	A	L	2-8		
12-30-88	N	L	5-6	2ot NCAA	
3-28-98	A	L	3-4	NCAA	
10-7-00	A	T	5-5	ot	
12-28-01	N	W	5-4	ot	
10-12-02	N	W	5-4	ot	
3-24-06	H	W	5-1	NCAA	
3-24-07	N	W	8-5	NCAA	

Michigan State
UND leads 62-35-2
Home: 34-11-1, Away: 22-21-1, Neutral: 6-3-0

Date	Site	W-L-T	Score	Playoffs
2-10-50	A	W	14-1	
2-11-50	A	W	12-3	
1-4-51	H	W	5-4	
1-5-51	H	W	7-3	
1-11-52*	A	W	7-2	
1-12-52*	A	L	3-4	
12-26-52*	H	W	5-4	
12-27-52*	H	W	5-4	ot
3-4-54*	A	W	6-5	
3-5-54*	A	L	1-2	ot
12-3-54*	A	L	2-6	
12-4-54*	A	W	4-3	
2-18-55*	H	W	3-2	ot
2-19-55*	H	L	1-2	
12-2-55*	H	W	3-1	
12-3-55*	H	W	5-4	
11-30-56*	H	W	4-1	
12-1-56*	H	W	1-0	

3-8-57*	A	L	2-4		
3-9-57*	A	W	3-0		
1-24-58*	H	W	5-2		
1-25-58*	H	W	6-3		
2-21-58*	A	W	3-1		
2-22-58*	A	W	3-2		
12-5-58	A	L	0-6		
12-6-58	A	W	5-4		
2-13-59	H	L	2-3		
2-14-59	H	W	4-2		
3-14-59	N	W	4-3	ot NCAA	
11-27-59*	H	T	2-2	ot	
11-28-59*	H	W	5-1		
1-8-60*	A	W	6-5		
1-9-60*	A	L	3-4	ot	
2-10-61*	H	W	6-3		
2-11-61*	H	W	4-3		
2-24-61*	A	W	4-2		
2-25-61*	A	L	1-6		
12-1-61*	H	L	3-5		
12-2-61*	H	W	6-4		
12-7-62*	A	W	11-4		
12-8-62*	A	L	5-6		
3-6-65	H	L	7-1	WCHA	
3-6-65	H	L	4-6	WCHA	
12-3-65*	A	L	5-11		
12-4-65*	A	W	5-3		
12-27-66	N	L	2-4		
2-17-67*	H	W	4-3		
2-18-67*	H	W	5-1		
3-18-67	N	L	1-6	NCAA	
12-8-67*	A	T	2-2	ot	
12-9-67*	A	W	6-2		
3-5-68*	H	W	5-2		
11-22-68*	H	W	4-3		
11-23-68*	H	W	7-4		
11-28-69*	A	L	3-8		
11-29-69*	A	W	4-2		
11-13-70*	H	W	4-3	ot	
11-14-70*	H	W	7-5		
1-7-72*	A	L	1-7		
1-8-72*	A	L	1-4		
11-24-72*	H	L	2-4		
11-25-72*	H	W	7-1		
1-25-74*	A	L	4-7		
1-26-74*	A	L	5-6		
11-15-74*	A	L	4-7		
11-16-74*	A	L	2-6		
1-3-75*	H	L	4-5		
1-4-75*	H	L	4-5		
11-28-75*	H	L	4-6		
11-29-75*	H	L	3-8		
2-13-76*	A	W	6-2		
2-14-76*	A	L	1-7		
11-26-76*	H	W	6-2		
11-27-76*	H	W	5-4		
2-25-77*	A	W	6-3		

RECORDS VS. NON-CONFERENCE OPPONENTS

2-2-85*	A	L	2-6
11-1-85*	H	W	5-4
11-2-85*	H	L	6-7
10-24-86*	H	W	8-4
10-25-86*	H	W	6-4
2-20-87*	A	L	3-6
2-21-87*	A	W	5-0
12-4-87*	H	W	5-3
12-5-87*	H	L	3-8
2-12-88*	A	W	6-2
2-13-88*	A	L	4-5
10-14-88*	H	W	2-1
10-15-88*	H	W	5-4
2-17-89*	A	W	3-2
2-18-89*	A	L	1-7
10-20-89*	A	L	4-5
10-21-89*	A	L	2-3
2-2-90*	H	W	10-4
2-3-90*	H	W	5-2
3-12-90	N	W	6-5
10-19-90*	A	L	0-6
10-20-90*	A	T	5-5
12-16-90*	H	L	3-5
12-17-90*	H	L	4-7
3-10-91	N	L	4-8
1-10-92*	A	L	3-7
1-11-92*	A	T	6-6
2-7-92*	H	W	7-6
2-8-92*	H	W	6-3
12-11-92*	H	T	2-2
12-12-92*	H	W	6-5
1-8-93*	A	L	2-4
1-9-93*	A	L	4-5
1-7-94*	H	W	3-2
1-8-94*	H	L	2-3
1-13-95*	H	L	4-5
1-14-95*	H	W	4-2
10-13-95*	A	W	4-3
10-14-95*	A	W	5-2
12-1-95*	H	W	11-4
12-2-95*	H	W	4-1
11-1-96*	H	W	3-2
11-2-96*	H	W	5-0
2-14-97*	A	L	1-2
2-15-97*	A	W	5-3

Western Michigan

UND leads 4-0-0
Home: 2-0-0, Away: 2-0-0, Neutral: 0-0-0

Date	Site	W-L-T	Score	Playoffs
1-3-97	A	W	6-3	
1-4-97	A	W	5-3	
1-2-98	H	W	12-5	
1-3-98	H	W	5-1	

Series Records vs. CHA Opponents

Alabama-Huntsville

UND leads 2-0-0
Home: 2-0-0, Away: 0-0-0, Neutral: 0-0-0

Date	Site	W-L-T	Score	Playoffs
10-13-89	H	W	12-6	
10-14-89	H	W	11-5	

Bemidji State

UND leads 13-1-1
Home: 9-1-1, Away: 4-0-0, Neutral: 0-0-0

Date	Site	W-L-T	Score	Playoffs
2-6-70	H	W	7-4	
2-7-70	H	L	5-7	
12-12-70	H	W	4-3	
1-19-71	H	W	3-2	ot
3-3-00	H	W	9-2	
3-4-00	H	W	6-3	
3-2-01	A	W	5-1	
3-3-01	A	W	6-3	
12-28-02	H	W	4-3	
1-28-05	H	T	3-3	ot
1-29-05	H	W	3-1	
12-16-05	A	W	2-1	
12-17-05	H	W	5-1	
1-19-07	A	W	3-2	
1-20-07	H	W	6-3	
2-23-08	H	W	5-1	
2-24-08	H	W	1-0	

Niagara

UND leads 3-0-0
Home: 2-0-0, Away: 0-0-0, Neutral: 1-0-0

Date	Site	W-L-T	Score	Playoffs
3-25-00	N	W	4-1	NCAA
10-25-02	H	W	6-4	
10-26-02	H	W	5-3	

Wayne State (Mich.)

UND leads 1-0-0
Home: 1-0-0, Away: 0-0-0, Neutral: 0-0-0

Date	Site	W-L-T	Score	Playoffs
12-28-03	H	W	8-2	

Series Records vs. ECACHL Opponents

Brown

UND leads 2-0-0
Home: 1-0-0, Away: 0-0-0, Neutral: 1-0-0

Date	Site	W-L-T	Score	Playoffs
3-20-65	N	W	9-5	NCAA
12-27-02	H	W	5-2	

Clarkson

UND leads 6-0-0
Home: 4-0-0, Away: 2-0-0, Neutral: 0-0-0

Date	Site	W-L-T	Score	Playoffs
3-19-82	H	W	5-1	NCAA
3-20-82	H	W	2-1	NCAA
11-6-98	H	W	6-2	
11-7-98	H	W	5-1	
10-29-99	A	W	4-1	
10-30-99	A	W	6-5	

Colgate

UND trails 0-1-0
Home: 0-0-0, Away: 0-0-0, Neutral: 0-1-0

Date	Site	W-L-T	Score	Playoffs
12-30-83	N	L	2-3	

Cornell

UND leads 3-1-0
Home: 0-0-0, Away: 0-0-0, Neutral: 3-1-0

Date	Site	W-L-T	Score	Playoffs
3-16-67	N	L	0-1	NCAA
3-15-68	N	W	3-1	NCAA
3-23-97	N	W	6-2	NCAA
12-27-97	N	W	5-1	

Dartmouth

UND leads 5-0-0
Home: 2-0-0, Away: 1-0-0, Neutral: 2-0-0

Date	Site	W-L-T	Score	Playoffs
3-23-79	N	W	4-2	NCAA
3-27-80	N	W	4-1	NCAA
12-19-95	H	W	8-2	
12-20-95	H	W	6-3	
12-29-06	A	W	4-1	

Harvard

UND leads 6-2-1
Home: 3-2-0, Away: 0-0-0, Neutral: 3-0-1

Date	Site	W-L-T	Score	Playoffs
1-1-51	H	L	2-5	
1-2-51	H	W	5-3	
1-1-58	H	W	5-1	
3-14-58	N	W	9-1	
12-27-67	N	W	8-1	
12-27-73	N	T	2-2	ot
3-26-87	N	W	5-2	NCAA
12-29-05	H	L	0-1	
12-30-05	H	W	3-2	

Princeton

UND leads 3-0-0
Home: 0-0-0, Away: 1-0-0, Neutral: 2-0-0

Date	Site	W-L-T	Score	Playoffs
12-30-00	N	W	4-1	
11-1-02	A	W	5-2	
3-29-08	N	W	5-1	NCAA

Quinnipiac

UND leads 2-0-0
Home: 2-0-0, Away: 0-0-0, Neutral: 0-0-0

Date	Site	W-L-T	Score	Playoffs
10-6-06	H	W	6-1	
10-7-06	H	W	4-2	

Rensselaer Polytechnic Institute

UND leads 7-1-0
Home: 3-1-0, Away: 4-0-0, Neutral: 0-0-0

Date	Site	W-L-T	Score	Playoffs
1-2-60	A	W	8-3	
12-30-81	A	W	5-4	
11-23-84	H	W	7-6	ot
11-24-84	H	L	2-8	
3-16-84	A	W	5-4	NCAA
3-17-84	A	W	4-2	NCAA
1-12-90	H	W	2-1	
1-13-90	H	W	5-3	

St. Lawrence

UND leads 11-1-0
Home: 6-0-0, Away: 2-1-0, Neutral: 3-0-0

Date	Site	W-L-T	Score	Playoffs
3-13-59	N	W	4-3	ot NCAA
11-16-79	H	W	4-3	
11-17-79	H	W	7-0	
12-29-81	A	L	5-7	
12-29-83	N	W	5-2	
3-20-87	H	W	3-1	NCAA
3-21-87	H	W	6-3	NCAA
11-24-00	H	W	6-1	
11-25-00	H	W	4-2	
12-14-01	A	W	2-1	

12-15-01	A	W	5-2
12-30-06	N	W	4-2

Yale

UND leads 5-0-0
Home: 3-0-0, Away: 1-0-0, Neutral: 1-0-0

Date	Site	W-L-T	Score	Playoffs
1-1-60	N	W	15-0	
11-30-86	H	W	6-4	
11-2-02	A	W	7-3	
10-31-03	H	W	8-4	
11-1-03	H	W	10-0	

Series Records vs. Hockey East Opponents

Boston College

UND leads 11-1-0
Home: 4-2-0, Away: 4-2-1, Neutral: 3-6-0

Date	Site	W-L-T	Score	Playoffs
12-29-59	A	W	5-3	
3-14-63	A	W	8-2	NCAA
3-18-65	N	L	3-4	NCAA
1-5-84	N	W	4-3	ot
10-26-84*	A	W	7-5	
10-28-84*	A	L	3-4	
12-27-85*	H	L	2-3	
12-28-85*	H	W	4-3	
1-2-87*	H	W	7-5	
1-14-88*	A	W	2-1	
1-7-89*	H	W	3-1	
3-28-99	N	L	1-3	NCAA
4-8-00	N	W	4-3	NCAA
4-7-01	N	L	2-3	ot NCAA
10-17-03	H	W	6-4	
10-18-03	H	L	1-2	
10-29-04	A	L	3-5	
3-26-05	N	W	6-3	NCAA
4-6-06	N	L	5-6	NCAA
4-5-07	N	L	4-6	NCAA
10-19-07**	A	T	0-0	
4-10-08	N	L	1-6	NCAA

*WCHA-HEA games counted in WCHA standings from 1984-85 through 1988-89 seasons.
**Game called after two periods due to poor ice conditions.

Boston University

UND leads 11-6-1
Home: 5-0-1, Away: 4-5-0, Neutral: 2-1-0

Date	Site	W-L-T	Score	Playoffs
1-2-82	A	W	3-2	ot
1-4-85*	H	W	9-3	
1-5-85*	H	W	5-2	
1-24-86*	A	W	7-4	
1-25-86*	A	W	8-3	
1-4-87*	H	W	4-3	
1-16-88*	A	L	2-4	
1-9-89*	H	W	7-3	
3-16-90	A	W	8-5	NCAA
3-17-90	A	L	3-5	NCAA
3-18-90	A	L	0-5	NCAA
10-23-93	A	L	3-6	
10-20-95	A	L	5-8	
12-27-96	H	W	6-4	
12-28-96	H	T	2-2	ot
3-29-97	N	W	6-4	NCAA
12-29-00	N	L	3-4	
3-25-05	N	W	4-0	NCAA

*WCHA-HEA games counted in WCHA standings from 1984-85 through 1988-89 seasons

Maine

UND leads 11-6-1
Home: 6-3-0, Away: 4-3-1, Neutral: 1-0-0

Date	Site	W-L-T	Score	Playoffs
11-25-83	H	W	5-1	
11-26-83	H	W	7-4	
12-28-84*	A	W	7-4	
12-29-84*	A	L	5-6	
11-29-85*	H	W	5-4	ot
11-30-85*	H	W	6-3	

Notre Dame

UND trails 15-16-1
Home: 9-7-0, Away: 6-9-1, Neutral: 0-0-0

Date	Site	W-L-T	Score	Playoffs
1-22-71	A	L	5-6	ot
1-23-71	A	W	7-1	
11-12-71*	H	L	4-5	
11-13-71*	H	W	6-5	
3-5-73	A	L	0-5	WCHA
3-6-73	A	L	3-8	WCHA
2-2-73*	A	L	3-9	
2-3-73*	A	W	3-2	
2-1-74*	H	W	7-5	
2-2-74*	H	L	3-7	
11-22-74*	H	L	3-5	
11-23-74*	H	L	2-3	
1-24-75*	A	W	2-1	
1-25-75*	A	L	2-5	
1-2-76*	H	L	3-5	
1-3-76*	H	L	3-5	
2-11-77*	A	L	5-6	
2-12-77*	A	L	5-10	
12-10-77*	A	L	3-4	
12-11-77*	A	L	4-5	ot
2-27-78*	H	W	5-3	
2-28-78*	H	W	4-2	
1-5-79*	A	W	9-4	
1-6-79*	A	W	6-4	
3-14-80	H	W	10-4	WCHA
3-15-80	H	W	7-4	
1-11-80*	H	W	7-4	
1-12-80*	H	W	3-1	
1-16-81*	A	W	7-3	
1-17-81*	A	T	1-1	ot
1-2-99	H	W	8-1	
1-3-99	H	L	3-4	

Ohio State

UND leads 2-0-0
Home: 2-0-0, Away: 0-0-0, Neutral: 0-0-0

Date	Site	W-L-T	Score	Playoffs
------	------	-------	-------	----------

RECORDS VS. NON-CONFERENCE OPPONENTS

12-27-86*	A	L	4-5	
1-4-88*	H	W	8-6	
12-4-88*	A	L	4-7	
4-6-00	N	W	2-0	NCAA
10-13-00	A	T	1-1	ot
10-14-00	A	W	4-2	
10-19-01	H	W	3-2	
10-20-01	H	L	1-5	
10-8-04	A	W	4-3	ot
10-9-04	A	W	3-1	
10-20-06	H	L	2-6	
10-21-06	H	L	1-3	

*WCHA-HEA games counted in WCHA standings from 1984-85 through 1988-89 seasons

Massachusetts-Lowell

UND leads 5-4-0
Home: 4-1-0, Away: 1-3-0, Neutral: 0-0-0

Date	Site	W-L-T	Score	Playoffs
1-11-85*	H	W	2-1	
1-12-85*	H	W	3-2	
12-6-85*	A	L	1-3	
12-7-85*	A	W	3-2	
12-28-86*	A	L	1-4	
1-2-88*	H	L	4-6	
12-2-88*	A	L	2-3	ot
12-28-91	H	W	6-1	
12-29-91	H	W	8-4	

*WCHA-HEA games counted in WCHA standings from 1984-85 through 1988-89 seasons

New Hampshire

UND leads 10-3-2
Home: 5-1-0, Away: 5-2-1, Neutral: 0-0-1

Date	Site	W-L-T	Score	Playoffs
12-29-71	A	W	9-3	
12-30-71	A	L	2-3	
11-16-84*	H	W	4-3	
11-17-84*	H	W	11-0	
11-8-85*	A	W	4-2	
11-9-85*	A	W	7-4	
11-28-86*	H	W	10-0	
1-17-88*	A	W	6-2	
1-6-89*	H	W	8-2	
11-28-99	A	L	2-6	
10-6-00	N	T	2-2	ot
10-21-05	A	W	3-2	
10-22-05	A	T	3-3	
12-28-07	H	W	3-1	
12-29-07	H	W	4-7	

*WCHA-HEA games counted in WCHA standings from 1984-85 through 1988-89 seasons

Northeastern

UND leads 9-5-3
Home: 4-3-0, Away: 3-2-3, Neutral: 2-0-0

Date	Site	W-L-T	Score	Playoffs
3-25-82	N	W	6-2	NCAA
11-9-84*	H	W	5-3	
11-10-84*	H	W	4-1	
1-6-84	N	W	8-5	
1-3-86*	A	L	5-7	
1-4-86*	A	T	4-4	ot
1-18-87*	A	W	4-1	
11-27-87*	H	L	4-5	ot
1-22-89*	A	T	2-2	ot
10-22-93	A	L	4-6	
10-21-94	H	L	3-7	
10-22-94	H	L	5-6	
10-21-95	A	W	7-5	
10-30-04	A	T	3-3	ot
10-14-05	H	W	6-0	
10-15-05	H	W	2-1	
10-20-07	A	W	3-0	

*WCHA-HEA games counted in WCHA standings from 1984-85 through 1988-89 seasons

Providence

UND leads 8-5-0
Home: 5-2-0, Away: 3-3-0, Neutral: 0-0-0

Date	Site	W-L-T	Score	Playoffs
10-30-81	H	W	6-0	
10-31-81	H	L	5-6	ot
10-22-82	A	L	3-6	
10-23-82	A	W	6-2	
10-14-83	H	W	6-2	
10-15-83	H	L	2-4	
10-12-84	A	L	4-5	
10-13-84	A	L	3-7	
1-31-86*	H	W	4-1	

2-1-86*	H	W	5-2	
1-16-87*	A	W	5-1	
11-29-87*	H	W	6-4	
1-20-89*	A	W	3-2	

*WCHA-HEA games counted in WCHA standings from 1984-85 through 1988-89 seasons

Vermont
UND leads 2-0-0
Home: 0-0-0, Away: 0-0-0, Neutral: 2-0-0

Date	Site	W-L-T	Score	Playoffs
1-2-81	N	W	7-5	
11-27-99	N	W	8-0	

Series Records vs. Other Opponents

U. of Alberta

UND leads 5-1-0
Home: 5-1-0, Away: 0-0-0, Neutral: 0-0-0

Date	Site	W-L-T	Score	Playoffs
2-3-65	H	W	7-2	
2-4-65	H	W	8-2	
12-29-72	H	W	5-3	
12-30-72	H	W	5-1	
10-22-76	H	W	7-3	
10-23-76	H	L	0-1	

Bottineau Ind.

UND leads 1-0-0
Home: 0-0-0, Away: 1-0-0, Neutral: 0-0-0

Date	Site	W-L-T	Score	Playoffs
2-23-47	A	W	7-4	

Brandon College

UND leads 2-0-0
Home: 2-0-0, Away: 0-0-0, Neutral: 0-0-0

Date	Site	W-L-T	Score	Playoffs
12-8-50	H	W	5-1	
12-9-50	H	W	5-4	

Brandon Wheat Kings

Series tied 3-3-0
Home: 3-3-0, Away: 0-0-0, Neutral: 0-0-0

Date	Site	W-L-T	Score	Playoffs
3-3-50	H	L	5-7	
3-4-50	H	L	5-7	
11-29-63	H	W	4-1	
11-30-63	H	L	2-4	
11-20-64	H	W	13-1	
11-21-64	H	W	5-1	

U. of British Columbia

UND trails 1-3-0
Home: 0-3-0, Away: 1-0-0, Neutral: 0-0-0

Date	Site	W-L-T	Score	Playoffs
10-21-77	A	W	5-4	
10-22-77	H	L	5-7	
10-8-82	H	L	3-4	ot
10-9-82	H	L	1-2	

U. of Calgary

Series tied 1-1-0
Home: 1-1-0, Away: 0-0-0, Neutral: 0-0-0

Date	Site	W-L-T	Score	Playoffs
2-10-47	H	W	3-2	
2-13-47	A	L	1-2	

Crookston Cathedral HS

Series tied 1-1-0
Home: 1-0-0, Away: 0-1-0, Neutral: 0-0-0

Date	Site	W-L-T	Score	Playoffs
2-10-47	H	W	3-2	
2-13-47	A	L	1-2	

Crookston Pirates

UND leads 1-0-0
Home: 0-0-0, Away: 1-0-0, Neutral: 0-0-0

Date	Site	W-L-T	Score	Playoffs
1-17-49	A	W	12-4	

Des Moines

UND trails 0-1-0
Home: 0-0-0, Away: 0-1-0, Neutral: 0-0-0

Date	Site	W-L-T	Score	Playoffs
1-1-62	A	L	3-11	

Estevan Bruins

UND leads 1-0-0
Home: 1-0-0, Away: 0-0-0, Neutral: 0-0-0

Date	Site	W-L-T	Score	Playoffs
11-19-60	H	W	6-1	

Fargo Flyers

UND leads 2-1-0
Home: 1-1-0, Away: 1-0-0, Neutral: 0-0-0

Date	Site	W-L-T	Score	Playoffs
1-18-47	A	W	5-1	
1-20-47	H	L	1-2	
2-19-47	H	W	3-2	

Fargo Independents

UND trails 0-1-0
Home: 0-0-0, Away: 0-0-0, Neutral: 0-1-0

Date	Site	W-L-T	Score	Playoffs
2-22-47	N	L	3-9	

Findlay

UND leads 1-0-0
Home: 1-0-0, Away: 0-0-0, Neutral: 0-0-0

Date	Site	W-L-T	Score	Playoffs
12-27-03	H	W	3-1	

Flin Flon Bombers

UND trails 0-1-0
Home: 0-1-0, Away: 0-0-0, Neutral: 0-0-0

Date	Site	W-L-T	Score	Playoffs
2-2-52	H	L	6-7	

Fort Frances

UND trails 1-3-0
Home: 1-1-0, Away: 0-2-0, Neutral: 0-0-0

Date	Site	W-L-T	Score	Playoffs
12-14-53	H	L	2-3	
12-15-53	H	W	2-1	
12-29-53	A	L	4-6	
12-30-53	A	L	5-6	

Grand Forks Amerks

UND leads 4-2-3
Home: 3-1-3, Away: 0-0-0, Neutral: 1-1-0

Date	Site	W-L-T	Score	Playoffs
12-10-47	H	W	8-0	
12-6-48	H	W	5-2	
12-22-49	H	T	4-4	
12-23-49	H	W	5-3	
12-19-50	H	T	8-8	
2-15-51	N	L	3-10	
2-9-51	H	T	6-6	
1-10-51	H	L	2-7	
1-29-51	N	W	5-4	ot

Grand Forks Legion

UND trails 1-2-0
Home: 1-2-0, Away: 0-0-0, Neutral: 0-0-0

Date	Site	W-L-T	Score	Playoffs
2-28-47	H	W	4-3	ot
3-1-47	H	L	2-5	
3-5-47	H	L	7-8	

U. of Manitoba

UND leads 5-1-0
Home: 5-1-0, Away: 0-0-0, Neutral: 0-0-0

Date	Site	W-L-T	Score	Playoffs
2-25-49	H	W	7-4	
2-26-49	H	L	2-4	
12-8-72	H	W	9-0	
12-9-72	H	W	11-2	
12-28-78	H	W	14-5	
12-29-78	H	W	10-4	

(NOTE: Exhibition games not listed)

Minnesota Nationals

UND trails 0-1-0
Home: 0-1-0, Away: 0-0-0, Neutral: 0-0-0

Date	Site	W-L-T	Score	Playoffs
12-15-67	H	L	3-4	

U. of Montreal

UND leads 1-0-0
Home: 0-0-0, Away: 0-0-0, Neutral: 1-0-0

Date	Site	W-L-T	Score	Playoffs
12-30-59	N	W	5-1	

UND Freshmen

UND leads 1-0-0
Home: 1-0-0, Away: 0-0-0, Neutral: 0-0-0

Date	Site	W-L-T	Score	Playoffs
12-11-53	H	W	8-7	

North Dakota State

UND leads 1-0-0
Home: 1-0-0, Away: 0-0-0, Neutral: 0-0-0

Date	Site	W-L-T	Score	Playoffs
2-27-48	H	W	17-6	

Northern Arizona

UND leads 8-0-0
Home: 6-0-0, Away: 1-0-0, Neutral: 1-0-0

Date	Site	W-L-T	Score	Playoffs
12-8-78	N	W	10-2	
12-9-78	A	W	12-2	
10-23-81	H	W	10-2	
10-24-81	H	W	8-2	
10-19-84	H	W	9-3	
10-20-84	H	W	6-2	
12-13-85	H	W	12-1	
12-14-85	H	W	5-4	

Northwest Ag. College

UND leads 1-0-0
Home: 1-0-0, Away: 0-0-0, Neutral: 0-0-0

Date	Site	W-L-T	Score	Playoffs
1-19-47	H	W	10-1	

U. of Regina

UND leads 2-0-0
Home: 2-0-0, Away: 0-0-0, Neutral: 0-0-0

Date	Site	W-L-T	Score	Playoffs
10-15-82	H	W	7-2	
10-16-82	H	W	6-2	

Regina Pats

UND leads 1-0-1
Home: 1-0-1, Away: 0-0-0, Neutral: 0-0-0

Date	Site	W-L-T	Score	Playoffs
11-18-55	H	T	5-5	
11-19-55	H	W	4-3	

Rochester Mustangs

UND trails 0-1-0
Home: 0-0-0, Away: 0-1-0, Neutral: 0-0-0

Date	Site	W-L-T	Score	Playoffs
12-30-64	A	L	4-6	

Russian Nationals

UND trails 0-1-0
Home: 0-1-0, Away: 0-0-0, Neutral: 0-0-0

Date	Site	W-L-T	Score	Playoffs
12-30-60	H	L	3-4	

U. of Saskatchewan

UND leads 8-23-2
Home: 8-2-2, Away: 0-0-0, Neutral: 0-0-0

Date	Site	W-L-T	Score	Playoffs
12-17-48	H	L	3-12	
12-18-48	H	T	3-3	
12-15-				

12-29-76 H W 11-5
12-30-76 H W 11-2

Sioux City Suhawks

UND trails 0-2-0
Home: 0-0-0, Away: 0-2-0, Neutral: 0-0-0
Date Site W-L-T Score Playoffs
12-7-51 A L 7-9
12-8-51 A L 5-6

South St. Paul Steers

UND leads 2-1-1
Home: 2-1-1, Away: 0-0-0, Neutral: 0-0-0
Date Site W-L-T Score Playoffs
12-11-64 H W 6-4
12-12-64 H W 7-1
11-19-65 H T 5-5
11-20-65 H L 1-4

St. Boniface

UND leads 8-5-0
Home: 8-5-0, Away: 0-0-0, Neutral: 0-0-0
Date Site W-L-T Score Playoffs
11-28-53 H L 5-6
11-29-53 H W 7-6
2-11-54 H W 8-6
2-12-54 H L 3-8
12-17-54 H W 4-3
12-18-54 H L 5-6
12-16-55 H W 7-4
12-17-55 H L 5-9
11-23-56 H W 7-6
11-24-56 H L 2-4
12-20-57 H W 12-1
12-21-57 H W 12-1
1-17-63 H W 10-2

St. John's University

UND leads 1-0-0
Home: 1-0-0, Away: 0-0-0, Neutral: 0-0-0
Date Site W-L-T Score Playoffs
2-25-50 H W 11-2

St. Louis University

UND trails 2-5-0
Home: 1-3-0, Away: 1-2-0, Neutral: 0-0-0
Date Site W-L-T Score Playoffs
11-2-73 H L 2-7
11-3-73 H L 3-4 ot
12-26-73 A L 2-4
12-6-74 A W 5-3
12-8-74 A L 0-5
10-24-75 H L 1-8
10-25-75 H W 5-4

Swedish Nationals

UND leads 0-1-0
Home: 0-1-0, Away: 0-1-0, Neutral: 0-0-0
Date Site W-L-T Score Playoffs
2-27-62 H L 2-8

Thief River Falls

UND leads 3-2-0
Home: 1-1-0, Away: 1-1-0, Neutral: 1-0-0
Date Site W-L-T Score Playoffs
12-17-47 A W 6-4
12-20-47 A L 1-3
1-5-48 H W 7-4
12-19-49 N W 6-4
2-17-51 H L 3-6

U. of Toronto

UND leads 4-0-0
Home: 2-0-0, Away: 0-0-0, Neutral: 2-0-0
Date Site W-L-T Score Playoffs
12-28-52 H W 7-1
12-29-52 H W 6-3
12-20-68 N W 2-0
1-3-81 N W 3-2 ot

U.S. College All-Stars

UND leads 1-0-1
Home: 1-0-1, Away: 0-0-0, Neutral: 0-0-0
Date Site W-L-T Score Playoffs
12-6-68 H T 3-3
12-7-68 H W 7-6

U.S. International

UND leads 6-2-0
Home: 5-1-0, Away: 1-1-0, Neutral: 0-0-0
Date Site W-L-T Score Playoffs
12-5-81 A W 5-2
12-6-81 A L 1-3
11-26-82 H W 5-3
11-27-82 H W 6-1
12-16-83 H W 7-4
12-17-83 H W 7-1
12-12-86 H L 3-5
12-13-86 H W 6-3

U.S. Nationals

UND trails 1-5-2
Home: 0-5-1, Away: 0-0-1, Neutral: 1-0-0
Date Site W-L-T Score Playoffs
1-14-58 H L 1-4
12-19-58 H T 4-4 ot
12-20-58 H L 4-6
1-20-61 H L 3-9
1-21-61 H L 1-3
11-19-66 H L 2-4
12-30-69 N W 2-1
2-28-71 A T 4-4

U.S. Olympic Team

UND trails 0-6-2
Home: 0-4-2, Away: 0-0-0, Neutral: 0-2-0
Date Site W-L-T Score Playoffs
12-30-55 H L 0-8
12-31-55 H L 3-6
2-1-60 H L 2-7
2-2-60 H T 8-8 ot
12-16-63 H L 1-3
1-20-68 H T 3-3
11-5-71 N L 1-8
11-6-71 N L 2-6
Exhibition games (do not count in record)
12-4-79 H L 1-6
1-11-88 H L 2-12

Warroad Lakers

UND trails 3-4-0
Home: 3-4-0, Away: 0-0-0, Neutral: 0-0-0
Date Site W-L-T Score Playoffs
12-29-56 H L 4-8
12-27-58 H L 3-4
1-5-61 H W 7-5
2-14-62 H L 3-5
2-15-62 H L 6-11
1-8-64 H W 6-4
1-28-64 H W 4-2

Waterloo Blackhawks

UND leads 1-0-0
Home: 0-0-0, Away: 1-0-0, Neutral: 0-0-0
Date Site W-L-T Score Playoffs
12-29-64 A W 7-0

Western Ontario

UND leads 1-0-0
Home: 0-0-0, Away: 0-0-0, Neutral: 1-0-0
Date Site W-L-T Score Playoffs
12-20-67 N W 3-2

Wichita Flyers

UND leads 1-0-0
Home: 0-0-0, Away: 1-0-0, Neutral: 0-0-0
Date Site W-L-T Score Playoffs
2-10-48 A W 13-5

Winnipeg Army

UND leads 1-0-0
Home: 1-0-0, Away: 0-0-0, Neutral: 0-0-0
Date Site W-L-T Score Playoffs
2-5-49 H W 10-3

Winnipeg Barons

UND leads 3-1-0
Home: 3-1-0, Away: 0-0-0, Neutral: 0-0-0
Date Site W-L-T Score Playoffs
12-3-53 H W 6-1
12-4-53 H L 3-5
12-7-56 H W 8-1

12-8-56 H W 11-2

Winnipeg Blackhawks

UND leads 6-0-0
Home: 6-0-0, Away: 0-0-0, Neutral: 0-0-0
Date Site W-L-T Score Playoffs
1-20-50 H W 8-5
1-21-50 H W 4-2
12-15-50 H W 4-2
12-16-50 H W 5-1
12-14-51 H W 5-0
12-15-51 H W 7-3

Winnipeg Canadians

UND trails 0-1-0
Home: 1-1-0, Away: 0-0-0, Neutral: 0-0-0
Date Site W-L-T Score Playoffs
12-11-50 H W 6-3
12-12-50 H L 5-7

Winnipeg Drewrys

UND leads 2-0-0
Home: 2-0-0, Away: 0-0-0, Neutral: 0-0-0
Date Site W-L-T Score Playoffs
12-21-56 H W 6-4
12-22-56 H W 6-2

Winnipeg Maroons

UND leads 4-3-2
Home: 4-2-2, Away: 0-0-0, Neutral: 0-1-0
Date Site W-L-T Score Playoffs
2-8-52 H L 4-6
2-9-52 H W 5-2
11-29-57 H W 3-0
11-30-57 H T 2-2
11-28-58 H W 5-3
11-29-58 H W 5-3
11-25-61 H L 2-4
12-9-61 N L 3-7
2-2-63 H T 2-2

Winnipeg Monarchs

UND leads 3-0-0
Home: 3-0-0, Away: 0-0-0, Neutral: 0-0-0
Date Site W-L-T Score Playoffs
11-22-57 H W 4-2
11-23-57 H W 10-1
11-24-62 H W 7-2

Winnipeg Rangers

UND leads 4-0-0
Home: 4-0-0, Away: 0-0-0, Neutral: 0-0-0
Date Site W-L-T Score Playoffs
11-17-61 H W 9-3
11-18-61 H W 6-3
12-14-62 H W 12-1
12-15-62 H W 10-1

U. of Winnipeg

UND leads 2-0-0
Home: 2-0-0, Away: 0-0-0, Neutral: 0-0-0
Date Site W-L-T Score Playoffs
12-26-75 H W 10-1
12-27-75 H W 7-0

UND CAREER SCORING VS. 2008-09 OPPONENTS

UND Career Scoring vs. 2008-09 WCHA Opponents

	vs. UAA	vs. CC	vs. DEN	vs. MTU	vs. MINN	vs. UMD	vs. MSU	vs. SCSU	vs. WIS
	<u>GP-G-A-Pts</u>	<u>GP-G-A-Pts</u>	<u>GP-G-A-Pts</u>	<u>GP-G-A-Pts</u>	<u>GP-G-A-Pts</u>	<u>GP-G-A-Pts</u>	<u>GP-G-A-Pts</u>	<u>GP-G-A-Pts</u>	<u>GP-G-A-Pts</u>
Davidson	1-0-0-0	-	1-0-0-0	1-0-0-0	-	-	1-0-0-0	-	-
Duncan	8-6-5-11	9-4-3-7	13-7-7-14	13-2-11-13	12-7-4-11	10-6-8-14	13-7-8-15	14-4-7-11	10-6-1-7
Finley	8-0-2-2	10-2-1-3	11-1-1-2	13-1-0-1	12-1-0-1	10-0-4-4	13-0-5-5	14-0-6-6	10-0-0-0
Frattin	2-0-0-0	3-0-1-1	5-0-0-0	7-2-3-5	4-0-0-0	4-1-1-2	2-0-3-3	4-0-1-1	3-0-1-1
Genoway	6-0-1-1	7-3-1-4	5-1-3-4	9-1-6-7	8-1-3-4	6-0-1-1	8-3-4-7	8-1-3-4	7-1-3-4
Jones	8-0-0-0	8-0-2-2	11-0-1-1	13-0-2-2	12-0-2-2	10-0-0-0	13-0-1-1	14-0-1-1	10-0-0-0
Kozek	7-1-2-3	9-1-0-1	11-5-2-7	12-8-0-8	12-1-2-3	10-2-0-2	13-4-3-7	14-1-0-1	10-2-1-3
LaPoint	2-0-0-0	2-1-0-1	4-0-1-1	5-0-0-0	2-0-0-0	4-1-0-1	1-0-0-0	3-0-2-2	3-0-0-0
Malone	2-0-0-0	1-0-1-1	5-0-0-0	5-0-0-0	4-1-0-1	4-0-0-0	2-0-0-0	3-0-0-0	3-0-0-0
Martens	3-0-0-0	6-0-1-1	5-0-1-1	6-0-2-2	3-0-2-2	3-0-0-0	6-0-3-3	7-1-2-3	3-0-0-0
Marto	-	2-0-2-2	4-0-1-1	2-0-1-1	3-0-0-0	2-0-0-0	1-0-0-0	3-1-0-1	3-0-0-0
Miller	4-1-1-2	7-0-0-0	6-0-1-1	7-2-3-5	6-0-0-0	6-1-1-2	8-4-1-5	11-2-4-6	9-1-1-2
Trupp	2-1-0-1	2-0-0-0	4-1-1-2	4-1-1-2	4-1-1-2	3-1-0-1	2-1-0-1	2-0-0-0	2-0-0-0
VandeVelde	5-1-1-2	7-1-2-3	5-1-1-2	9-2-4-6	8-2-2-4	5-3-1-4	8-1-2-3	8-1-3-4	6-1-0-1
Watkins	8-2-1-3	9-2-1-3	10-0-0-0	13-2-1-3	12-1-1-2	10-2-2-4	11-2-5-7	12-4-3-7	10-0-3-3
Zajac	6-0-0-0	6-2-1-3	5-0-1-1	7-1-0-1	8-1-1-2	6-0-0-0	7-1-1-2	9-2-1-3	7-1-0-1

UND Career Scoring vs. 2008-09 Non-Conference Opponents

	vs. BSU	vs. BU	vs. COR	vs. HAR	vs. MASS	vs. MICH	vs. MSU
	<u>GP-G-A-Pts</u>	<u>GP-G-A-Pts</u>	<u>GP-G-A-Pts</u>	<u>GP-G-A-Pts</u>	<u>GP-G-A-Pts</u>	<u>GP-G-A-Pts</u>	<u>GP-G-A-Pts</u>
Davidson	1-0-0-0	-	-	-	-	-	-
Duncan	6-2-2-4	-	-	2-0-0-0	-	2-1-4-5	1-1-1-2
Finley	4-0-0-0	-	-	2-0-0-0	-	2-0-0-0	2-0-0-0
Frattin	2-0-0-0	-	-	-	-	-	1-1-1-2
Genoway	4-0-0-0	-	-	-	-	1-0-2-2	1-1-0-1
Jones	6-0-0-0	-	-	-	-	2-0-0-0	2-0-0-0
Kozek	5-1-1-2	-	-	2-0-0-0	-	2-0-0-0	2-1-0-1
LaPoint	2-0-1-1	-	-	-	-	-	1-0-0-0
Malone	1-0-0-0	-	-	-	-	-	1-0-1-1
Martens	3-0-0-0	-	-	2-0-0-0	-	-	-
Marto	1-0-0-0	-	-	-	-	-	-
Miller	6-2-2-4	-	-	1-0-0-0	-	1-0-1-1	1-0-0-0
Trupp	2-0-0-0	-	-	-	-	-	1-0-1-1
VandeVelde	4-1-2-3	-	-	-	-	1-0-1-1	1-1-0-1
Watkins	6-1-1-2	-	-	-	-	2-0-1-1	2-0-0-0
Zajac	4-0-1-1	-	-	-	-	1-0-0-0	1-0-1-1

UND Results & Attendance at Ralph Engelstad Arena (2001-2008)

2001-02 Home Dates

Date	Opponent	W/L/T	Score	Attend	
Oct. 5	Minnesota%	L	5-7	11,690	Capacity
Oct. 12	Colorado College*	W	6-2	11,520	
Oct. 13	Colorado College*	W	2-0	11,547	
Oct. 19	Maine	W	3-2	11,599	
Oct. 20	Maine	L	1-5	11,538	
Oct. 26	Wisconsin*	L	2-3	11,547	
Oct. 27	Wisconsin*	W	6-4	11,470	
Nov. 30	Minnesota State*	L	4-6	11,688	Capacity
Dec. 1	Minnesota State*	L	0-6	11,580	
Jan. 11	Alaska Anchorage*	L	1-2	11,303	
Jan. 12	Alaska Anchorage*	T	4-4 (ot)	11,492	
Feb. 8	Minnesota*	L	4-6	11,815	Capacity
Feb. 9	Minnesota*	L	3-4	12,189	Capacity
Feb. 15	Michigan Tech*	W	12-2	10,115	
Feb. 16	Michigan Tech*	W	4-3	10,450	
Mar. 1	Denver*	L	3-4 (ot)	11,450	
<u>Mar. 2</u>	<u>Denver*</u>	<u>W</u>	<u>4-1</u>	<u>11,752</u>	Capacity
Totals	17 dates	7-9-1		194,745	

Average: 11,456

2002-03 Home Dates

Date	Opponent	W/L/T	Score	Attend	
Oct. 25	Niagara	W	6-4	10,701	
Oct. 26	Niagara	W	5-3	10,889	
Nov. 15	Alaska Anchorage*	W	4-2	10,953	
Nov. 16	Alaska Anchorage*	W	1-0	11,288	
Nov. 22	Wisconsin*	W	2-0	11,331	
Nov. 23	Wisconsin*	W	3-2	11,426	
Nov. 29	MSU, Mankato*	T (ot)	6-6	11,431	
Nov. 30	MSU, Mankato*	W	5-4	11,151	
Dec. 6	St. Cloud State*	W	4-3	11,274	
Dec. 7	St. Cloud State*	W	5-4	11,487	
Dec. 13	Canisius	W	6-0	10,643	
Dec. 14	Canisius	W	8-2	10,985	
Dec. 27	Brown#	W	5-2	11,413	
Dec. 28	Bemidji State#	W	4-3	11,164	
Jan. 3	Colorado College*	T (ot)	4-4	11,298	
Jan. 4	Colorado College*	T (ot)	4-4	11,641	Capacity
Feb. 7	Michigan Tech*	W	8-0	11,401	
Feb. 8	Michigan Tech*	L	2-5	11,659	Capacity
Mar. 1	Minnesota-Duluth*	T (ot)	3-3	11,472	
Mar. 2	Minnesota-Duluth*	L	2-3	11,449	
Mar. 14	Denver\$	L	1-4	10,264	
Mar. 15	Denver\$	W (ot)	3-2	10,597	
<u>Mar. 16</u>	<u>Denver\$</u>	<u>W (ot)</u>	<u>3-2</u>	<u>10,674</u>	
Totals	23 dates	16-3-4		256,591	Led NCAA

Average: 11,156

2003-04 Home Dates

Date	Opponent	W/L/T	Score	Attend	
Oct. 4	Minnesota Duluth%	W	3-2	11,155	
Oct. 17	Boston College	W	6-4	10,397	
Oct. 18	Boston College	L	1-2	11,675	Capacity
Oct. 31	Yale	W	8-4	9,946	
Nov. 1	Yale	W	10-0	10,513	
Nov. 7	Minnesota*	W	7-3	11,875	Capacity
Nov. 8	Minnesota*	W	5-3	11,986	Capacity
Nov. 14	St. Cloud State*	L	1-2	11,107	
Nov. 15	St. Cloud State*	W	2-1	11,240	
Dec. 12	Minnesota Duluth*	W	5-4	10,918	
Dec. 13	Minnesota Duluth*	W	6-3	11,371	
Dec. 27	Findlay#	W	3-1	9,410	
Dec. 28	Wayne State#	W	8-2	9,475	
Jan. 9	Alaska Anchorage*	W	6-2	9,801	
Jan. 10	Alaska Anchorage*	T (ot)	2-2	10,759	
Jan. 30	Denver*	W	6-1	11,295	
Jan. 31	Denver*	T (ot)	1-1	11,668	Capacity
Feb. 13	Colorado College*	W	5-2	11,162	
Feb. 14	Colorado College*	L	1-4	11,303	
Mar. 5	Michigan Tech*	W	5-1	11,399	
Mar. 6	Michigan Tech*	W	5-1	11,512	
Mar. 12	Michigan Tech\$	W	6-2	9,837	
<u>Mar. 13</u>	<u>Michigan Tech\$</u>	<u>W(ot)</u>	<u>4-3</u>	<u>10,215</u>	
Totals	23 dates	18-3-2		250,019	2nd in NCAA

Average: 10,870

2004-05 Home Dates

Date	Opponent	W/L/T	Score	Attend	
Oct. 22	#7 Minnesota*	W	4-2	11,203	
Oct. 23	#7 Minnesota*	L	0-6	11,411	
Nov. 5	#7 Colorado College*	L	2-3 (ot)	10,728	
Nov. 6	#7 Colorado College*	W	2-1	11,054	
Nov. 19	St. Cloud State*	W	4-1	10,961	
Nov. 20	St. Cloud State*	W	3-1	11,387	
Dec. 3	Alaska Anchorage*	W	4-2	10,284	
Dec. 4	Alaska Anchorage*	L	1-2	10,752	
Dec. 17	Canisius	W	5-1	9,791	
Dec. 18	Canisius	W	4-1	10,125	
Jan. 7	Minnesota State*	W	3-2	9,392	
Jan. 8	Minnesota State*	L	3-4	10,106	
Jan. 28	Bemidji State	T	3-3 (ot)	10,528	
Jan. 29	Bemidji State	W	3-1	11,185	
Feb. 4	#4 Denver*	L	2-4	10,908	
Feb. 5	#4 Denver*	L	2-4	11,228	
Feb. 26	#6 Wisconsin*	W	4-2	11,483	
Feb. 27	#6 Wisconsin*	T	1-1 (ot)	10,653	
Mar. 11	Minnesota Duluth\$	W	8-2	9,455	
<u>Mar. 12</u>	<u>Minnesota Duluth\$</u>	<u>W</u>	<u>6-1</u>	<u>9,784</u>	
Totals	20 dates	12-6-2		212,418	2nd in NCAA

Average: 10,621

2005-06 Home Dates

Date	Opponent	W/L/T	Score	Attend	
Oct. 14	Northeastern	W	6-0	10,175	
Oct. 15	Northeastern	W	2-1	10,492	
Oct. 28	#9 Denver*	W	3-1	11,045	
Oct. 29	#9 Denver*	L	2-7	11,261	
Nov. 4	#9 Wisconsin*	L	2-4	10,972	
Nov. 5	#9 Wisconsin*	L	1-4	11,224	
Dec. 9	#8 Minnesota*	L	3-4	11,710	Capacity
Dec. 10	#8 Minnesota*	L	3-4	11,723	Capacity
Dec. 17	#19 Bemidji State	W	5-1	11,664	Capacity
Dec. 29	#16 Harvard	L	0-1	10,748	
Dec. 30	#16 Harvard	W	3-2	10,598	
Jan. 20	Minnesota State*	W	6-3	11,309	
Jan. 21	Minnesota State*	W	4-2	11,536	
Jan. 27	St. Cloud State*	L	1-2	11,458	
Jan. 28	St. Cloud State*	L	1-2 (ot)	11,645	Capacity
Feb. 17	Minnesota-Duluth*	W	4-0	10,976	
Feb. 18	Minnesota-Duluth*	W	5-1	11,619	
Mar. 3	Michigan Tech*	W	4-0	11,005	
Mar. 4	Michigan Tech*	W	6-0	11,393	
Mar. 10	Minnesota State\$	L	2-3 (ot)	8,048	
Mar. 11	Minnesota State\$	W	4-1	9,258	
Mar. 12	Minnesota State\$	W	3-0	9,371	
Mar. 24	#11 Michigan&	W	5-1	11,153	
<u>Mar. 25</u>	<u>#19 Holy Cross&</u>	<u>W</u>	<u>5-2</u>	<u>11,492</u>	
Totals	24 dates	15-9-0		261,875	2nd in NCAA

Average: 10,911

- * - WCHA games
- % - U.S. Hockey Hall of Fame game
- # - Subway Holiday Classic
- \$ - WCHA playoffs (first round)
- & - NCAA West Regional

NOTE: Exhibition games are not listed and are not included in any totals.

(continued on next page)

UND Results & Attendance at Ralph Engelstad Arena (2001-2008)

2006-07 Home Dates

Date	Opponent	W/L/T	Score	Attend	
Oct. 6	Quinnipiac	W	6-1	11,089	
Oct. 7	Quinnipiac	W	4-2	11,342	
Oct. 20	#4 Maine	L	2-6	11,603	
Oct. 21	#4 Maine	L	1-3	11,599	
Nov. 3	#17 St. Cloud State*	W	3-1	11,197	
Nov. 4	#17 St. Cloud State*	T	2-2 (ot)	11,597	
Nov. 24	#19 Colorado College*	L	3-4	10,940	
Nov. 25	#19 Colorado College*	W	5-2	10,498	
Dec. 8	Wisconsin*	L	3-4	11,311	
Dec. 9	Wisconsin*	L	2-4	11,582	
Dec. 15	Michigan Tech*	L	1-3	10,321	
Dec. 16	Michigan Tech*	L	2-3	11,671	Capacity
Jan. 12	Alaska Anchorage*	T	3-3 (ot)	11,042	
Jan. 13	Alaska Anchorage*	W	4-0	11,368	
Jan. 20	Bemidji State	W	6-3	11,633	
Feb. 9	Minnesota State*	W	8-4	11,164	
Feb. 10	Minnesota State*	T	4-4 (ot)	11,637	Capacity
Feb. 16	Minnesota Duluth*	T	2-2 (ot)	11,651	Capacity
Feb. 17	Minnesota Duluth*	W	1-0	11,818	Capacity
Mar. 9	Minnesota State\$	W	5-2	9,963	
Mar. 10	Minnesota State\$	W	2-1	10,288	
Totals	21 dates	10-7-4		235,314 -	2nd in NCAA
Average:				11,205	

2007-08 Home Dates

Date	Opponent	W/L/T	Score	Attend	
Oct. 13	Michigan State	W	6-0	11,738	Capacity
Nov. 2	#9 Colorado College*	W	6-2	11,824	Capacity
Nov. 3	#9 Colorado College*	L	1-4	11,803	Capacity
Nov. 23	#15 Minnesota Duluth*	W	8-3	11,791	Capacity
Nov. 24	#15 Minnesota Duluth*	L	2-4	11,674	Capacity
Dec. 7	#15 Minnesota*	W	4-2	11,834	Capacity
Dec. 8	#15 Minnesota*	L	3-4	11,857	Capacity
Dec. 28	#10 New Hampshire	W	3-1	11,721	Capacity
Dec. 29	#10 New Hampshire	L	4-7	11,735	Capacity
Jan. 11	#18 Michigan Tech*	W	4-1	11,730	Capacity
Jan. 12	#18 Michigan Tech*	W	4-1	11,693	Capacity
Jan. 25	Alaska Anchorage*	W	3-1	11,549	
Jan. 26	Alaska Anchorage*	W	3-1	11,779	Capacity
Feb. 15	#6 Denver*	W	5-4	11,793	Capacity
Feb. 16	#6 Denver*	W	4-1	11,926	Capacity
Feb. 23	Bemidji State	W	5-1	11,842	Capacity
Feb. 24	Bemidji State	W	1-0	11,043	
Mar. 7	#11 St. Cloud State*	T	1-1 (ot)	11,644	Capacity
Mar. 8	#11 St. Cloud State*	T	2-2 (ot)	11,774	Capacity
Mar. 14	Michigan Tech\$	W	4-0	11,572	
Mar. 15	Michigan Tech\$	L	2-3 (ot)	11,638	Capacity
Mar. 16	Michigan Tech\$	W	2-1	11,639	Capacity
Totals	22 dates	15-5-2		257,599 -	

* - WCHA games

\$ - WCHA playoffs (first round)

Six-season totals (2001-2007)

Seating Capacity:	11,634
Total Home Dates:	150
Home Record:	93-42-15 (.670)
Total Attendance:	1,668,561
Average Attendance:	11,123
Capacity Crowds:	38
Largest Attendance:	12,189 (Feb. 9, 2002 vs. Minnesota)
Lowest Attendance:	8,048 (March 10, 2006 vs. Minn. State)

NOTE: Exhibition games are not listed and are not included in any totals.



**2007-08
Season
Review**

07-08 SEASON RECAP



How does a program possibly follow up three straight NCAA men's hockey regional championships and three straight berths in the NCAA Frozen Four?

If you're the 2007-08 Fighting Sioux, the answer is easy: you do it for a *fourth* straight year.

Okay, so "easy" is hardly the appropriate word. The hockey season remains the ultimate grind in college sports, a grueling battle of attrition that can last for up to six months.

Yet in 2007-08, fourth-year head coach Dave Hakstol and his class of seniors accomplished what few thought they would: a fourth trip to the NCAA Frozen Four in as many tries.

And while an eighth national championship remained elusive, two facts cannot be argued. First, during Hakstol's four years behind the Sioux bench, no program has won more combined (league & NCAA) playoff games than UND.

Second, the 2007-08 Fighting Sioux proudly continued the winning ways of those who came before them.

'Pro hockey can wait'

That was the headline in the Grand Forks Herald on April 11, 2007 when Hobey Baker winner **Ryan Duncan** and All-America defenseman **Taylor Chorney** announced they would return for the 2007-08 season.

Later that month, forward **T.J. Oshie** and defenseman **Joe Finley** – both NHL first round draft picks – also declared they would return.

Although the '07-08 season was still six months away, the message was clear: UND was all in for another run at a national championship.

Poll position

Despite the offseason loss of All-America forward Jonathan Toews and defenseman Brian Lee to the NHL ranks, UND was tabbed as the favorite to win the WCHA in the annual *Grand Forks Herald* preseason coaches poll.

Duncan, the reigning Hobey Baker winner and WCHA Player of the Year, led all vote-getters in league player of the year balloting.

Kaptain Kaip

Senior forward **Rylan Kaip** was named team captain in a vote of his teammates. It was the ultimate sign of respect for the quiet Kaip, the prototypical lead-by-example captain.

"It's not what you say, it's what you do," Kaip told the Herald's Brad Schlossman. "The fact that my teammates respect me – that means a lot to me."

It was also a reward for all Kaip (*right*) had endured. He battled through post-concussion syndrome throughout the latter half of his freshman year and at times his career

appeared to be in jeopardy.

But the Radville, Saskatchewan, native persevered and wound up enjoying a career year in 2007-08 with eight goals and 15 points in 42 games.

Michigan State-ment

UND opened the 2007-08 season on Oct. 13 against none other than third-ranked Michigan State, the defending NCAA champion, in the annual U.S. Hockey Hall of Fame game in Grand Forks.

The Sioux quickly asserted themselves as a force on the national scene, pummeling the Spartans 6-0 behind goals from six different players.

Rivalry renewed

Following the season opener against Michigan State, the Sioux embarked on a four-game road trip that began with a tilt at fourth-ranked Boston College (Oct. 19), renewing a storied non-conference rivalry between the two teams.

Nothing was settled, however, as the game would be called after two periods due to poor ice conditions caused by warm temperatures.



Senior captain Rylan Kaip notched career highs in goals (eight), assists (seven) and points (15).



Senior G Jean-Philippe Lamoureux started 42 of UND's 43 games and was the WCHA's goaltending champion, going 27-11-4 with a 1.75 goals against average and .932 save percentage. Lamoureux and teammate T.J. Oshie were both named finalists for the Hobey Baker Award.

The next night UND defeated Northeastern 3-0 (Oct. 20), giving Sioux senior goalie **Jean-Philippe Lamoureux** (above) an amazing string of eight consecutive shutout periods to open the season.

Conference call

UND's early season travels took them from the east coast all the way to Michigan's upper peninsula, where WCHA foe and 14th-ranked Michigan Tech awaited (Oct. 26-27).

The Sioux would skate to a hard-fought split, rebounding from a 3-1 loss in the opener to blank the Huskies 6-0 the next night.

It marked the fourth shutout in the season's first five games for Lamoureux, making him the first goalie in WCHA history to accomplish such a feat.

That series against Michigan Tech was a sign of things to come in the highly competitive WCHA. In fact, it was the first of seven consecutive WCHA series splits for the Fighting Sioux, who would not enjoy a conference sweep until the Huskies made their return trip to Grand Forks in early January.

In between UND-MTU series, the Sioux would skate to league splits against ninth-ranked Colorado College (Nov. 2-3), 10th-ranked Wisconsin (Nov. 9-10), 15th-ranked Minnesota Duluth (Nov. 23-24), third-ranked Denver (Nov. 30-Dec. 1), 15th-ranked Minnesota (Dec. 7-8) and 15th-ranked St. Cloud State (Jan. 4-5).

During that time, the Sioux would also split a non-conference home series against 10th-ranked New Hampshire (Dec. 28-29).

We're going streaking!


The last of UND's seven straight splits came at No. 15 St. Cloud State (Jan. 4-5), a series that concluded with a 6-2 Fighting Sioux win.

That victory ignited not only an eight-game winning streak, but an 18-game unbeaten streak that would extend into the first round of the WCHA playoffs.

Among the highlights during the 18-game unbeaten streak:

*Trailing sixth-ranked Denver (Feb. 15) 4-1 in the second period at home, the Sioux rally with two goals in the second and two in the third for a dramatic 5-4 win. Junior F **Andrew Kozek** notches his first career hat trick and adds an assist, while Duncan tallies a goal and three assists.

*Freshman F **Evan Trupp** scores a spectacular overtime goal in a 2-1 win at No. 18 Minnesota (Feb. 1), diving from behind the UM net to bat the puck out of mid-air for the game-winner. Trupp's play is the No. 1 play on ESPN's SportsCenter later that night.



Rugged senior F Kyle Radke played in 137 career games in a Fighting Sioux uniform.

07-08 SEASON RECAP



Junior F.T.J. Oshie led the team in scoring in 2007-08 and was a top-10 finalist for the Hobey Baker Award while also earning All-America honors. He signed with the St. Louis Blues following the season.

In all, UND went on a scorching 14-1-3 regular season run once the calendar flipped to 2008, allowing the Sioux to take second place in the WCHA standings, four points behind McNaughton Cup winner Colorado College.

First round drama

In the opening round of the WCHA play-offs, second-seeded UND drew ninth-seeded Michigan Tech.

UND easily handled the Huskies in game one, using 14 saves from Lamoureux and a goal and an assist each from Duncan and Oshie (above).

But MTU would not go without a fight, rallying to edge the Sioux 3-2 in overtime in game two despite trailing 2-0 at one point.

That set the stage for the decisive game three, with a berth in the WCHA Final Five on the line.

UND used a stifling defensive effort to

limit the Huskies to 11 shots on goal in a 21 victory. Oshie scored both Sioux goals, including the eventual game-winner just 19 seconds into the second period.

With honors

Prior to the WCHA Final Five, six Fighting Sioux were named to the all-conference team, with UND representation on each of the first, second and third teams.

Oshie and Chorney were named to the All-WCHA first team; Duncan, Lamoureux and sophomore defenseman **Chay Genoway** were named to the second team and senior defenseman **Robbie Bina** (bottom right) was named to the third team.

Lamoureux was also recognized as the league's goaltending champion.

Additionally, a league-leading 10 Fighting Sioux were named to the WCHA All-Academic team.

Hobey hopefuls

It was also announced that Oshie and Lamoureux were among 10 national finalists for the Hobey Baker Award, given to the top player in college hockey.

It marked just the second time in school history and first since 2004 (Brandon Bochenski, Zach Parise) that the Sioux had two Hobey finalists in the same year.

Oshie would play in 42 games in 2007-08, scoring 18 goals and 27 assists to tie for second in the WCHA scoring race with 45 points.

Lamoureux, who set a school record with 55 consecutive starts, went 27-11-4 with a 1.75 goals against average, a .932 save percentage and six shutouts.

His 42 appearances and .932 save percentage each set a

new UND single-season record.

Old foe dashes Broadmoor hopes

UND's bid for the Broadmoor Trophy at the WCHA Final Five was ended by a 3-1 loss to Denver, one of UND's fiercest conference rivals in recent years.


But the Sioux rebound with an impressive 4-2 win over second-ranked Colorado College in the third-place game.

Oshie and Chorney were named to the all-tournament team.

Midwest memories

UND's WCHA Final Five win over Colorado College helped the Sioux solidify the No. 2 seed at the NCAA Midwest Regional in Madison, Wis.

In the semifinal against Princeton, Duncan erupted for his first career hat trick in 5-1 Sioux victory. Lamoureux provided 38 saves.



Senior D Robbie Bina, who suffered a broken neck late in his sophomore season, battled back to not only resume his career, but to earn consecutive all-conference honors along the way.



Junior D Taylor Chorney was a two-time All-WCHA performer for the Sioux, including a first team selection in 2007-08. Chorney earned second team All-America honors as a sophomore in 2006-07.

That set the stage for a classic battle against longtime rival and host Wisconsin.

The Badgers built a 2-0 lead after two periods, but Lamoureux stepped forward with another brilliant performance, allowing the Sioux to eventually chip away at the deficit.

Kaip got UND on the board 3:33 into the third period, then Duncan tied the game less than a minute later.

The 2-2 score held for the rest of regulation. Kozek sent the Sioux to the Frozen Four with the overtime winner just 1:47 into overtime.

Lamoureux, who made another 41 saves against the Badgers, was named the tournament's most outstanding player and was joined on the all-tourney team by teammates Duncan, Oshie and Genoway.

Another Frozen Four

For the fourth time in four seasons under Dave Hakstol, the Fighting Sioux had advanced to the NCAA Frozen Four.

But UND's hopes for an eighth national championship were dashed in the semifinal for the second straight year by Boston College, in a 6-1 BC victory.

However, Hakstol became just the third coach in NCAA hockey history to lead his team to the Frozen Four in each of his first four seasons. He was also named a national finalist for the AHCA Spencer Penrose Award for the fourth straight year.

Senior sendoff

Following the 2007-08 season, the Sioux said goodbye to four graduated seniors: Bina, Kaip, Lamoureux and Radke.

Bina fought back from a career-threatening broken neck suffered as a sophomore to earn All-WCHA honors in each of his final two seasons. In 207-08, Bina was named a national finalist for the Lowe's Senior Class Award, given to college hockey's outstanding senior student-athlete. Bina finished his career with 74 points (13g, 61a) in 149 games.

Kaip, the captain of the 2007-08 Fighting Sioux, also overcame career threatening injuries to blossom as an upperclassman. Kaip rebounded from post concussion syndrome to play in 144 career games, registering 39 points (16g, 23a).

Lamoureux, as mentioned earlier, was the WCHA goaltending champion and a Hobey Baker finalist during his spectacular season. He graduated tied for first on UND's career goals against average list

(2.14) and ranks second in wins (60), save percentage (.920) and shutouts (10).

Radke made a successful transition from defense to forward and went on to play in 137 career games, scoring seven goals and 27 points. The rugged Radke amassed 288 career penalty minutes, tied for eighth all-time at UND.

The group also holds the distinction of being the only senior class in UND hockey history to advance to the NCAA Frozen Four in each of their four collegiate seasons.

Early departures

As is the case most years, UND also bid farewell to key players who made the decision to move on to the pro ranks.

Oshie signed with the NHL's St. Louis Blues, who had made him a first round draft pick in 2005. The Warroad, Minn., became a fan favorite immediately upon joining the Sioux and went on to score 142 points (59g, 83a) in 129 games over three seasons.

Chorney, a two-time All-WCHA performer and a second team All-American in 2006-07, inked with the Edmonton Oilers, who had drafted Chorney in the second round of the 2005 draft. Chorney played in 126 games in a Sioux uniform, collecting 73 points (14g, 59a). He also captained the United States at the 2007 IIHF World Junior Hockey Championship.

07-08 GAME-BY-GAME RESULTS

Date	Opponent	W/L	Score	Shots	Overall	WCHA	Time	Attend.	Goalie
Oct. 13	#3 Michigan State	W	6-0	22/23	1-0-0	0-0-0	2:14	11,738	Jean-Philippe Lamoureux (1-0-0)
Oct. 19	#4 Boston College**	T (ot)	0-0	28/24	1-0-1	0-0-0		7,884	Jean-Philippe Lamoureux (1-0-1)
Oct. 20	Northeastern	W	3-0	24/31	2-0-1	0-0-0	2:10	2,784	Jean-Philippe Lamoureux (2-0-1)
Oct. 26	#14 Michigan Tech*	L	1-3	27/16	2-1-1	0-1-0	2:13	2,671	Jean-Philippe Lamoureux (2-1-1)
Oct. 27	#14 Michigan Tech*	W	6-0	33/27	3-1-1	1-1-0	2:18	2,805	Jean-Philippe Lamoureux (3-1-1)
Nov. 2	#9 Colorado College*	W	6-2	27/25	4-1-1	2-1-0	2:10	11,824	Jean-Philippe Lamoureux (4-1-1)
Nov. 3	#9 Colorado College*	L	1-4	33/22	4-2-1	2-2-0	2:08	11,803	Jean-Philippe Lamoureux (4-2-1)
Nov. 9	#10 Wisconsin*	L	0-4	43/24	4-3-1	2-3-0	2:11	14,395	Jean-Philippe Lamoureux (4-3-1)
Nov. 10	#10 Wisconsin*	W	3-1	34/22	5-3-1	3-3-0	2:13	15,237	Jean-Philippe Lamoureux (5-3-1)
Nov. 23	#15 Minnesota Duluth*	W	8-3	28/26	6-3-1	4-3-0	2:07	11,791	Jean-Philippe Lamoureux (6-3-1)
Nov. 24	#15 Minnesota Duluth*	L	2-4	22/18	6-4-1	4-4-0	2:05	11,674	Jean-Philippe Lamoureux (6-4-1)
Nov. 30	#3 Denver*	L	0-1	27/29	6-5-1	4-5-0	2:10	6,034	Jean-Philippe Lamoureux (6-5-1)
Dec. 1	#3 Denver*	W	3-1	25/26	7-5-1	5-5-0	2:20	6,047	Jean-Philippe Lamoureux (7-5-1)
Dec. 7	#15 Minnesota*	W	4-2	30/39	8-5-1	6-5-0	2:22	11,834	Jean-Philippe Lamoureux (8-5-1)
Dec. 8	#15 Minnesota*	L	3-4	25/33	8-6-1	6-6-0	2:21	11,857	Jean-Philippe Lamoureux (8-6-1)
Dec. 28	#10 New Hampshire	W	3-1	37/30	9-6-1	6-6-0	2:12	11,721	Jean-Philippe Lamoureux (9-6-1)
Dec. 29	#10 New Hampshire	L	4-7	44/36	9-7-1	6-6-0	2:16	11,735	Jean-Philippe Lamoureux (9-7-1)
Jan. 4	#15 St. Cloud State*	L	2-3	35/18	9-8-1	6-7-0	2:14	6,102	Jean-Philippe Lamoureux (9-8-1)
Jan. 5	#15 St. Cloud State*	W	6-2	30/31	10-8-1	7-7-0	2:23	6,113	Jean-Philippe Lamoureux (10-8-1)
Jan. 11	#18 Michigan Tech*	W	4-1	27/15	11-8-1	8-7-0	2:13	11,730	Jean-Philippe Lamoureux (11-8-1)
Jan. 12	#18 Michigan Tech*	W	4-1	21/18	12-8-1	9-7-0	2:09	11,693	Jean-Philippe Lamoureux (12-8-1)
Jan. 18	#20 Minnesota State*	W	2-1	28/25	13-8-1	10-7-0	2:10	4,685	Jean-Philippe Lamoureux (13-8-1)
Jan. 19	#20 Minnesota State*	W	5-3	27/29	14-8-1	11-7-0	2:16	5,087	Jean-Philippe Lamoureux (14-8-1)
Jan. 25	Alaska Anchorage*	W	3-1	34/19	15-8-1	12-7-0	2:13	11,549	Jean-Philippe Lamoureux (15-8-1)
Jan. 26	Alaska Anchorage*	W	3-1	13/36	16-8-1	13-7-0	2:14	11,779	Jean-Philippe Lamoureux (16-8-1)
Feb. 1	#18 Minnesota*	W (ot)	2-1	34/22	17-8-1	14-7-0	2:23	10,222	Jean-Philippe Lamoureux (17-8-1)
Feb. 2	#18 Minnesota*	T (ot)	1-1	28/30	17-8-2	14-7-1	2:30	10,197	Jean-Philippe Lamoureux (17-8-2)
Feb. 15	#6 Denver*	W	5-4	26/18	18-8-2	15-7-1	2:15	11,793	Jean-Philippe Lamoureux (18-8-2)
Feb. 16	#6 Denver*	W	4-1	28/17	19-8-2	16-7-1	2:21	11,926	Jean-Philippe Lamoureux (19-8-2)
Feb. 23	Bemidji State	W	5-1	41/18	20-8-2	16-7-1	2:14	11,842	Jean-Philippe Lamoureux (20-8-2)
Feb. 24	Bemidji State	W	1-0	32/13	21-8-2	16-7-1	2:05	11,043	Aaron Walski (1-0-0)
Mar. 1	#15 Minnesota Duluth*	W	2-0	35/28	22-8-2	17-7-1	2:20	5,356	Jean-Philippe Lamoureux (21-8-2)
Mar. 2	#15 Minnesota Duluth*	W (ot)	2-1	37/23	23-8-2	18-7-1	2:20	4,750	Jean-Philippe Lamoureux (22-8-2)
Mar. 7	#11 St. Cloud State*	T (ot)	1-1	30/18	23-8-3	18-7-2	2:15	11,644	Jean-Philippe Lamoureux (22-8-3)
Mar. 8	#11 St. Cloud State*	T (ot)	2-2	30/33	23-8-4	18-7-3	2:12	11,774	Jean-Philippe Lamoureux (22-8-4)
Mar. 14	Michigan Tech\$	W	4-0	31/14	24-8-4	18-7-3	2:04	11,572	Jean-Philippe Lamoureux (23-8-4)
Mar. 14	Michigan Tech\$	L (ot)	2-3	26/26	24-9-4	18-7-3	2:28	11,638	Jean-Philippe Lamoureux (23-9-4)
Mar. 14	Michigan Tech\$	W	2-1	24/11	25-9-4	18-7-3	2:05	11,639	Jean-Philippe Lamoureux (24-9-4)
Mar. 21	vs. #6 Denver^	L	1-3	33/30	25-10-4	18-7-3	2:34	16,768	Jean-Philippe Lamoureux (24-10-4)
Mar. 22	vs. #2 Colorado College^	W	4-2	35/35	26-10-4	18-7-3	2:25	15,981	Jean-Philippe Lamoureux (25-10-4)
Mar. 29	vs. #13 Princeton&	W	5-1	18/39	27-10-4	18-7-3	2:24	9,968	Jean-Philippe Lamoureux (26-10-4)
Mar. 30	vs. #17 Wisconsin&	W (ot)	3-2	31/43	28-10-4	18-7-3	2:53	9,816	Jean-Philippe Lamoureux (27-10-4)
Apr. 10	vs. #7 Boston College#	L	1-6	30/27	28-11-4	18-7-3	2:22	18,543	Jean-Philippe Lamoureux (27-11-4)

Home games in **bold**

* - WCHA games

\$ - WCHA playoffs (first round)

^ - WCHA Final Five (St. Paul, Minn.)

& - NCAA West Regional (Madison, Wis.)

- NCAA Frozen Four (Denver, Colo.)

** - Game called after two periods due to poor ice conditions

Team Record	W-L-T	Attendance	Dates	Total	Average
Overall :	28-11-4	Total:	43	367,968	8,557
WCHA:	18-7-3	Home:	22	257,599	11,709
Home:	15-5-2	Away:	16	110,369	6,898
Away:	10-4-2	Neutral:	5		14,215
Neutral:	3-2-0				
Overtime:	3-1-4				

Overall

Name	GP	G	A	Pts	+/-	Pen	PIM	PP	SH	GW
T.J. Oshie, F	42	18	27	45	+15	19	57	7	1	5
Ryan Duncan, F	43	18	22	40	+22	20	51	6	2	4
Chris VandeVelde, F	43	15	17	32	+10	19	38	6	0	1
Chay Genoway, D	38	8	21	29	+17	19	46	4	1	3
Robbie Bina, D	43	2	23	25	+12	21	42	1	0	1
Taylor Chorney, D	43	3	21	24	+8	12	24	2	0	0
Andrew Kozek, F	42	18	3	21	+6	9	18	5	0	3
Matt Watkins, F	43	8	10	18	+10	13	34	1	0	3
Rylan Kaip, F	42	8	7	15	+10	31	81	0	0	0
Joe Finley, D	43	4	11	15	+24	30	79	0	0	1
Matt Frattin, F	46	4	11	15	+11	9	18	0	0	0
Evan Trupp, F	32	8	5	13	+6	11	30	2	0	5
Brad Miller, F	31	5	5	10	+4	7	14	2	0	1
Ryan Martens, F	36	1	9	10	-2	3	6	0	0	0
Darcy Zajac, F	41	3	5	8	+5	16	46	0	0	0
Jake Marto, D	28	2	6	8	+3	2	4	0	0	0
Derrick LaPoint, D	31	2	5	7	+6	13	34	0	0	1
Kyle Radke, F	27	1	3	4	-1	22	63	0	0	0
Brad Malone, F	34	1	2	3	0	18	44	0	0	0
J.P. Lamoureux, G	42	0	1	1	-	4	8	0	0	0
Brent Davidson, F	5	0	0	0	0	2	4	0	0	0
Michael Forney, F	3	0	0	0	-1	1	2	0	0	0
Zach Jones, D	41	0	0	0	+8	2	4	0	0	0

TEAM	GP	G	A	Pts	+/-	Pen	PIM	PP	SH	GW
Total	43	129	214	343	+173	319	787	36	4	28
Opponents	43	80	130	210	-184	327	816	24	4	11

Goaltenders

Name	GP	W-L-T	SO	Min	GA	GAA	SV	Sv%
Jean-Philippe Lamoureux	42	27-11-4	6	2507:38	73	1.75	1004	.932
Aaron Walski	1	1-0-0	1	60:00	0	0.00	13	1.000
TEAM/EMPTY	20			14:24	7	0.00	0	.000
Total	43	28-11-4	7	2582:02	80	1.86	1017	.927
Opponents	43	11-28-4	3	2582:02	129	3.00	1144	.899

WCHA

GP	G	A	Pts	+/-	Pen	PIM
27	12	17	29	+13	13	34
28	9	19	28	+16	14	39
28	12	12	24	+11	14	28
23	5	13	18	+14	12	32
28	1	16	17	+10	11	22
28	2	14	16	+7	9	18
27	12	3	15	+5	9	18
28	7	5	12	+9	7	22
27	6	4	10	+8	24	67
28	4	10	14	+24	22	60
28	2	7	9	+7	8	16
25	6	3	9	+2	8	24
19	2	1	3	+3	4	8
22	0	4	4	-3	2	4
26	0	3	3	+1	14	42
17	1	1	2	-5	2	4
21	2	3	5	0	12	32
18	1	0	1	-2	14	47
23	1	0	1	-2	17	42
28	0	1	1	-	3	6
4	0	0	0	0	2	4
2	0	0	0	-1	0	0
27	0	0	0	+1	0	0

GP	G	A	Pts	+/-	Pen	PIM
13	0	0	0	0	2	4
28	85	136	221	+118	232	599
28	53	87	140	-123	225	593

GP	W-L-T	SO	GAA	Sv%
28	18-7-3	2	1.74	.929
0	0-0-0	0	0.00	.000
13	0-0-0	0	0.00	.000
28	18-7-3	2	1.87	.924
28	7-18-3	2	3.00	.896

Overall

Goals by Period	1	2	3	OT	Total
North Dakota	44	36	46	3	129
Opponents	16	31	32	1	80

Shots by Period	1	2	3	OT	Total
North Dakota	406	429	422	16	1273
Opponents	348	351	388	10	1097

Power Play	Goals	Chances	Pct.
North Dakota	36	196	.184
Opponents	24	187	.128

Penalty Kill	Kills	Chances	Pct.
North Dakota	163	187	.872
Opponents	160	196	.816

WCHA

Goals by Period	1	2	3	OT	Total
North Dakota	31	25	27	2	85
Opponents	10	22	21	0	53

Shots by Period	1	2	3	OT	Total
North Dakota	232	281	290	14	817
Opponents	207	229	255	6	697

Power Play	Goals	Chances	Pct.
North Dakota	22	119	.185
Opponents	15	126	.119

Penalty Kill	Kills	Chances	Pct.
North Dakota	111	126	.881
Opponents	97	119	.815

07-08 GAME-BY-GAME SCORING

Date	Opp	1 - P. Lamoureux	2 - Joe Finley	3 - Derrick LaPoint	4 - Taylor Chorney	5 - Chay Genoway	6 - Zach Jones	7 - T.J. Oshie	8 - Ryan Martens	10 - Andrew Kozek	11 - Darcy Zajac	14 - Brad Miller	15 - Brent Davidson	16 - Ryan Duncan	17 - Rylan Kaip	18 - Michael Forney	19 - Ewan Trupp	20 - Matt Watkins	21 - Matt Frattin	22 - Brad Malone	25 - Jake Marto	26 - Kyle Radke	28 - Robbie Bina	29 - C. VandeVelde	30 - Aaron Walski
10/13	MSU	0-0	0-0	0-0	0-2	1-0	0-0	1-0	DNP	1-0	0-1	0-0	DNP	0-1	0-1	DNP	0-1	0-0	0-1	0-1	DNP	0-0	0-2	0-0	DNP
10/19	BC	0-0	0-0	0-0	0-0	0-0	0-0	0-0	0-0	0-0	0-0	DNP	DNP	0-0	0-0	DNP	0-0	0-0	0-0	0-0	DNP	0-0	0-0	0-0	DNP
10/20	NE	0-0	0-0	0-0	0-1	0-0	0-0	0-0	0-1	1-0	0-0	1-1	DNP	0-0	1-0	DNP	0-1	0-0	0-0	DNP	0-0	0-0	0-0	0-0	DNP
10/26	MTU	0-0	0-0	0-0	0-1	0-0	0-0	0-0	0-0	1-0	0-0	0-0	DNP	0-0	0-0	DNP	0-0	0-0	0-0	DNP	0-0	0-0	0-0	0-0	DNP
10/27	MTU	0-0	0-0	0-0	0-2	0-0	0-0	3-0	0-0	1-0	0-0	0-0	DNP	0-3	0-0	0-0	0-0	0-0	0-0	DNP	0-0	0-0	0-0	0-0	DNP
11/02	CC	0-0	1-0	1-0	0-1	0-1	0-0	1-2	0-0	0-0	0-1	0-0	DNP	2-1	1-0	0-0	0-0	0-0	0-0	DNP	0-0	0-0	0-0	0-0	DNP
11/03	CC	0-0	0-1	0-0	0-0	0-0	DNP	0-0	0-0	0-0	0-0	0-0	DNP	0-0	0-0	DNP	0-0	0-0	0-0	DNP	0-0	0-0	0-0	0-0	DNP
11/09	UW	0-0	0-0	0-0	0-0	0-0	0-0	0-0	0-0	0-0	0-0	0-0	DNP	0-0	0-0	DNP	0-0	0-0	0-0	DNP	0-0	0-0	0-0	0-0	DNP
11/10	UW	0-0	0-0	0-0	0-0	0-1	0-0	0-1	DNP	1-0	0-0	0-0	DNP	0-1	0-0	DNP	0-0	0-0	0-0	DNP	0-0	0-0	0-0	0-0	DNP
11/23	UMD	0-0	0-1	1-0	0-2	0-0	0-0	1-1	DNP	0-0	0-0	1-1	DNP	0-0	1-0	DNP	1-0	1-1	0-0	DNP	0-0	0-0	0-0	0-0	DNP
11/24	UMD	0-0	0-0	0-0	0-0	DNP	0-0	0-0	0-0	1-0	0-0	0-0	DNP	0-0	0-0	DNP	0-0	0-0	0-0	DNP	0-0	0-0	0-0	0-0	DNP
11/30	DU	0-0	0-0	0-0	0-0	DNP	0-0	0-0	0-0	0-0	DNP	0-0	0-0	0-0	0-0	DNP	0-0	0-0	0-0	DNP	0-0	0-0	0-0	0-0	DNP
12/01	DU	0-0	0-1	0-1	0-1	0-0	0-0	0-2	0-0	0-0	0-0	0-0	DNP	2-1	0-0	DNP	0-0	0-0	0-0	DNP	0-0	0-0	0-0	0-0	DNP
12/07	UM	0-0	0-0	0-0	0-1	1-0	0-0	0-1	0-0	0-0	0-0	0-0	DNP	0-0	1-1	DNP	0-0	1-0	0-0	DNP	0-0	0-0	0-0	0-0	DNP
12/08	UM	0-0	0-0	0-0	0-2	0-0	0-0	1-0	DNP	0-0	0-1	0-0	DNP	1-0	0-0	DNP	1-0	0-0	0-0	DNP	0-0	0-2	0-0	0-0	DNP
12/28	UNH	0-0	0-0	0-0	0-0	0-1	0-0	0-0	1-1	0-0	1-0	0-0	DNP	0-0	0-0	DNP	0-0	0-0	0-1	DNP	0-0	0-0	0-0	0-0	DNP
12/29	UNH	0-0	0-0	0-1	0-0	0-2	0-0	1-0	0-0	0-0	0-0	0-0	DNP	1-0	0-1	0-0	1-0	0-0	0-0	DNP	0-0	0-0	0-0	0-0	DNP
1/04	SCSU	0-0	0-0	DNP	0-0	0-0	0-0	DNP	0-0	1-0	0-0	0-0	DNP	0-1	0-1	DNP	0-0	0-0	0-0	DNP	0-0	0-0	0-0	0-0	DNP
1/05	SCSU	0-0	0-1	0-1	0-0	0-1	0-0	1-1	0-0	0-0	0-1	0-0	DNP	2-1	1-1	DNP	0-0	0-0	0-0	DNP	0-0	0-0	0-0	0-0	DNP
1/11	MTU	0-0	1-0	DNP	1-1	0-0	0-0	1-1	DNP	0-0	0-0	0-0	DNP	0-1	0-0	DNP	0-0	0-0	0-0	DNP	0-0	0-0	0-0	0-0	DNP
1/12	MTU	0-1	0-0	DNP	1-1	1-0	0-0	0-1	DNP	DNP	0-0	0-0	DNP	0-1	0-0	DNP	1-0	0-0	0-0	DNP	0-0	1-0	0-0	0-0	DNP
1/18	MSUM	0-0	0-1	0-0	0-1	1-0	0-0	0-1	0-0	0-0	0-0	0-0	DNP	0-0	0-0	DNP	0-0	0-0	0-0	DNP	0-0	0-0	0-0	0-0	DNP
1/19	MSUM	0-0	0-1	DNP	0-1	1-1	0-0	1-1	0-0	1-0	0-0	0-0	DNP	0-0	0-0	DNP	1-0	0-0	0-0	DNP	0-0	0-0	0-0	0-0	DNP
1/25	UAA	0-0	0-1	0-0	0-1	0-1	0-0	1-1	0-0	1-1	0-0	0-0	DNP	0-1	0-0	DNP	1-0	0-0	0-0	DNP	0-0	0-0	0-0	0-0	DNP
1/26	UAA	0-0	0-0	0-0	0-1	0-0	0-0	1-1	DNP	0-0	0-0	0-0	DNP	0-2	0-0	DNP	0-0	1-0	0-0	DNP	0-0	0-0	0-0	0-0	DNP
2/01	UM	0-0	1-0	DNP	0-0	0-1	0-0	0-0	0-1	0-0	0-0	0-0	DNP	0-0	0-0	DNP	1-0	0-0	0-0	DNP	0-0	0-0	0-0	0-0	DNP
2/02	UM	0-0	0-0	DNP	0-0	0-0	0-0	0-0	0-1	0-0	0-0	0-0	DNP	0-0	0-0	DNP	0-0	0-0	0-0	DNP	0-0	0-0	0-0	0-0	DNP
2/15	DU	0-0	0-0	0-0	0-0	1-1	0-0	0-1	0-0	3-1	DNP	0-0	DNP	1-3	0-0	DNP	0-0	0-0	0-0	DNP	0-0	0-0	0-0	0-0	DNP
2/16	DU	0-0	1-0	DNP	0-0	0-2	0-0	1-1	0-0	1-1	0-0	0-0	DNP	0-0	0-0	DNP	1-1	0-0	0-0	DNP	0-0	0-0	0-0	0-0	DNP
2/23	BSU	0-0	0-0	0-0	0-1	0-0	0-0	0-3	0-0	0-0	0-0	1-1	DNP	2-0	0-1	DNP	0-0	1-0	0-0	DNP	0-0	0-0	1-2	0-0	DNP
2/24	BSU	0-0	0-0	0-1	0-0	0-0	DNP	0-1	0-0	0-0	0-0	0-0	DNP	0-0	0-0	DNP	0-0	0-0	0-0	DNP	0-0	0-0	0-0	0-0	DNP
3/01	UMD	0-0	0-0	0-0	0-0	0-1	0-0	1-1	0-0	0-0	0-0	0-0	DNP	0-1	0-0	DNP	0-0	0-0	0-0	DNP	0-0	0-0	0-0	0-0	DNP
3/02	UMD	0-0	0-0	0-0	0-0	0-1	0-0	1-1	0-0	0-0	0-0	0-0	DNP	0-1	0-0	DNP	0-0	0-0	0-0	DNP	0-0	0-0	0-0	0-0	DNP
3/07	SCSU	0-0	0-0	0-0	0-0	DNP	0-0	0-0	0-0	0-0	0-0	0-0	DNP	0-0	0-0	DNP	0-0	0-0	0-0	DNP	0-0	0-0	0-0	0-0	DNP
3/08	SCSU	0-0	0-2	0-1	0-0	DNP	0-0	0-0	0-0	0-0	0-0	1-0	DNP	0-0	0-0	DNP	0-0	0-0	0-0	DNP	0-0	0-0	0-0	0-0	DNP
3/14	*MTU	0-0	0-0	0-0	0-0	0-2	0-0	1-1	0-1	1-0	1-0	0-1	DNP	1-1	0-0	DNP	0-0	0-0	0-0	DNP	0-0	0-0	0-0	0-0	DNP
3/15	*MTU	0-0	0-0	0-0	0-0	0-0	0-0	2-0	0-0	0-0	0-0	0-0	DNP	0-0	0-0	DNP	0-0	0-0	0-0	DNP	0-0	0-0	0-0	0-0	DNP
3/16	*MTU	0-0	0-0	0-0	0-1	0-1	0-0	0-0	0-0	0-0	0-1	0-0	DNP	0-1	0-0	DNP	0-0	0-0	0-0	DNP	0-0	0-0	0-0	0-0	DNP
3/21	#DU	0-0	0-0	0-0	1-0	0-0	0-0	0-0	0-0	0-0	0-1	0-0	DNP	0-0	0-0	DNP	0-0	0-0	0-0	DNP	0-0	0-0	0-0	0-0	DNP
3/22	#CC	0-0	0-0	DNP	0-2	1-0	0-0	1-1	0-0	0-0	1-0	0-0	DNP	0-0	0-0	DNP	0-0	0-0	0-0	DNP	0-0	0-0	1-1	0-0	DNP
3/29	%Princ	0-0	0-0	DNP	0-0	1-2	0-0	0-2	0-1	1-0	0-0	0-0	DNP	3-0	0-0	DNP	0-0	0-0	0-0	DNP	0-0	0-0	0-0	0-0	DNP
3/30	%UW	0-0	0-0	DNP	0-0	0-0	0-0	0-2	0-0	1-0	0-0	0-0	DNP	1-0	1-0	DNP	0-0	0-0	0-0	DNP	0-0	0-0	0-0	0-0	DNP
4/10	^BC	0-0	0-0	DNP	0-0	0-0	0-0	0-0	0-0	0-0	0-0	0-0	DNP	0-0	0-0	DNP	0-0	0-0	0-0	DNP	0-0	0-0	0-0	0-0	DNP

* - First Round, WCHA Playoffs; # - WCHA Final Five; % - NCAA West Regional; ^ - NCAA Frozen Four

- Game 1 -

Oct. 13, 2007

Grand Forks, N.D., Ralph Engelstad Arena
North Dakota 6, Michigan State 0

#3/3 Michigan State	0	0	0	0
#1/1 North Dakota	2	1	3	6

1st period - 1, UND, T.J. Oshie/1 (Ryan Duncan/1, Robbie Bina/1) 11:38 (pp). 2, UND, Ryan Duncan/1 (Robbie Bina/2) 16:28. **Penalties** - Kyle Radke, UND (interference) 7:05; Justin Abdelkader, MSU (interference) 7:42; Chris Mueller, MSU (holding) 9:50; Zak McClellan, MSU (roughing) 11:53; Rylan Kaip, UND (roughing) 11:53; T.J. Oshie, UND (game misconduct) 13:52; T.J. Oshie, UND (checking from behind) 13:52; Justin Abdelkader, MSU (interference) 15:10; Jeff Petry, MSU (hooking) 18:35; Brandon Gentile, MSU (roughing) 19:14; Evan Trupp, UND (roughing) 19:14.

2nd period - 3, UND, Chris VandeVelde/1 (Taylor Chorney/1, Matt Frattin/1) 6:55. **Penalties** - Jeff Petry, MSU (tripping) 4:54; Ryan Turek, MSU (high sticking) 15:42.

3rd period - 4, UND, Matt Frattin/1 (Taylor Chorney/2) 3:02. 5, UND, Andrew Kozek/1 (Darcy Zajac/1, Evan Trupp/1) 15:49. 6, UND, Chay Genoway/1 (Brad Malone/1, Rylan Kaip/1) 17:02. **Penalties** - Zach Jones, UND (obstruction-holding) 7:05; Zach Jones, UND (hooking) 10:37; Joey Shean, MSU (tripping) 18:53.

Shots on goal - MSU 10-5-8 23; UND 6-5-11 22.

Power plays - MSU 0 of 4; UND 1 of 6.

Penalties - MSU 9 (18 min); UND 7 (25 min).

Goalies - MSU, Jeff Lerg 0-1-0 (59:52 minutes, 22 shots-16 saves), EMPTY NET (00:08, 0-0); UND, J.P. Lamoureux 1-0-0 (59:57, 23-23), EMPTY NET (00:03, 0-0).

A: 11738 **I:** 2:14

Three stars: 1. Ryan Duncan 2. Robbie Bina 3. J.P. Lamoureux

Referee: Todd Anderson; Brad Shepherd **ARs:** Matt Ulwelling; Brian Novlesky

Win: J.P. Lamoureux (1-0-0). **Loss:** Jeff Lerg (0-1-0).

UND Lineup

*Duncan	*Oshie	*Frattin
Malone	Kaip	Watkins
Trupp	VandeVelde	Kozek
Radke	Zajac	Miller
*Chorney	*Genoway	
Finley	Bina	
Jones	LaPoint	
*Lamoureux		
Grieco		
Walski		

- Game 2 -

Oct. 19, 2007

Chestnut Hill, Mass., Kelley Rink
North Dakota 0, Boston College 0

#1/1 North Dakota	0	0	-	0
#4/4 Boston College	0	0	-	0

1st period - Penalties - Zach Jones, UND (obstruction) 3:45; Nick Petrecki, BC (contact to the head) 7:46; Mike Brennan, BC (roughing) 10:18; Matt Watkins, UND (roughing) 10:18; Robbie Bina, UND (tripping) 11:11; Brian Gibbons, BC (charging) 17:54.

2nd period - Penalties - Benn Ferriero, BC (obstruction) 2:15; Nick Petrecki, BC (contact to the head) 7:19; Nick Petrecki, BC (elbowing) 7:19; Rylan Kaip, UND (roughing) 7:19; Rylan Kaip, UND (contact to the head) 7:19; Matt Greene, BC (boarding) 11:02.

3rd period - NOTE: The third period was not played. The game was halted after two periods because of poor ice conditions. It counts as an official game.

Shots on goal - UND 15-13-0 28; BC 15-9-0 24.

Power plays - UND 0 of 4; BC 0 of 2.

Penalties - UND 5 (10 min); BC 7 (14 min).

Goalies - UND, J.P. Lamoureux (40:00 minutes, 24 shots-24 saves); BC, John Muse (40:00, 28-28).

A: 7884 **T:**

Referees: Tim Benedetto, Scott Hansen **ARs:** Glen Cooke; Bob Bernard

UND: J.P. Lamoureux (1-0-1). **BC:** John Muse (1-1-1).

UND Lineup

*Duncan	*Oshie	*Frattin
Malone	Kaip	Watkins
Trupp	VandeVelde	Kozek
Radke	Zajac	Martens
*Chorney	*Genoway	
Finley	Bina	
Jones	LaPoint	
*Lamoureux		
Grieco		

- Game 3 -

Oct. 20, 2007

Boston, Mass., Matthews Arena

North Dakota 3, Northeastern 0

#1/1 North Dakota	1	0	2	3
Northeastern	0	0	0	0

1st period - 1, UND, Brad Miller/1 (Ryan Martens/1, Joe Finley/1) 10:34 (pp). **Penalties** - Jim Driscoll, NU (holding) 4:54; Ryan Martens, UND (tripping) 7:17; Greg Costa, NU (hooking) 9:38; Robbie Bina, UND (elbowing) 12:33; Chay Genoway, UND (hit after whistle) 15:31; Zach Jones, UND (cross-checking) 16:47.

2nd period - Penalties - Steve Silva, NU (hooking) 1:11; Robbie Bina, UND (cross-checking) 4:34; Ryan Duncan, UND (boarding) 7:09; Jimmy Russo, NU (slashing) 18:57.

3rd period - 2, UND, Rylan Kaip/1 (Matt Watkins/1, Brad Miller/1) 10:20. 3, UND, Andrew Kozek/2 (Evan Trupp/2, Taylor Chorney/3) 11:09. **Penalties** - Kyle Radke, UND (cross-checking) 3:14; TEAM, NU (too many on ice) 13:12; Dennis McCauley, NU (contact to the head) 20:00.

Shots on goal - UND 7-8-9 24; NU 13-6-12 31.

Power plays - UND 1 of 5; NU 0 of 7.

Penalties - UND 7 (14 min); NU 6 (12 min).

Goalies - UND, J.P. Lamoureux 2-0-1 (60:00 minutes, 31 shots-31 saves); NU, Brad Thiessen 1-1-0 (60:00, 24-21).

A: 2784 **I:** 2:10

Referee: John Gravallese **ARs:** Tim Low; Chris Low

Win: J.P. Lamoureux (2-0-1). **Loss:** Brad Thiessen (1-1-0).

UND Lineup

*Watkins	*Kaip	*Miller
Duncan	Oshie	Frattin
Trupp	VandeVelde	Kozek
Radke	Zajac	Martens
*Finley	*Bina	
Chorney	Genoway	
Jones	LaPoint	
*Lamoureux		
Grieco		

- Game 4 -

Oct. 26, 2007

Houghton, Mich., MacInnes Student Ice Arena

Michigan Tech 3, North Dakota 1

#1/1 North Dakota	0	1	0	1
#14/15 Michigan Tech	0	1	2	3

1st period - Penalties - Jimmy Kerr, MTU (interference) :29; T.J. Oshie, UND (cross-checking) 11:51; Chris VandeVelde, UND (roughing) 17:15; Tyler Shelast, MTU (roughing) 17:15.

2nd period - 1, MTU, Bennett Royer/1 (Jordan Baker/2, Malcolm Gwilliam/4) 5:20 (pp). 2, UND, Andrew Kozek/3 (Chay Genoway/1, Taylor Chorney/4) 14:16. **Penalties** - Jimmy Kerr, MTU (boarding) :49; Zach Jones, UND (interference) 3:41; Zach Jones, UND (elbowing) 9:46; Kyle Radke, UND (cross-checking) 16:06; Ryan Duncan, UND (cross-checking) 18:49.

3rd period - 3, MTU, Drew Dobson/1 (Justin St. Louis/2, Ryan Bunker/3) 9:56. 4, MTU, Jimmy Kerr/3 (Jordan Foote/2) 19:21 (empty net). **Penalties** - Tyler Shelast, MTU (roughing) 19:31; Tyler Shelast, MTU (roughing) 19:31; Brad Miller, UND (roughing) 19:31; Brad Miller, UND (roughing) 19:31.

Shots on goal - UND 7-6-14 27; MTU 4-6-6 16.

Power plays - UND 0 of 2; MTU 1 of 5.

Penalties - UND 8 (16 min); MTU 5 (10 min).

Goalies - UND, J.P. Lamoureux 2-1-1 (59:18 minutes, 15 shots-13 saves), EMPTY NET (00:42, 0-0); MTU, Michael-Lee Teslak 2-1-0 (60:00, 27-26).

A: 2671 **I:** 2:13

Referee: Marco Hunt **ARs:** Damon Beiring; Ed Moberg

Win: Michael-Lee Teslak (2-1-0). **Loss:** J.P. Lamoureux (2-1-1).

UND Lineup

*Duncan	*VandeVelde	*Oshie
Watkins	Kaip	Frattin
Kozek	Zajac	Miller
Radke	Trupp	Martens
Finley	Bina	
*Chorney	*Genoway	
Jones	LaPoint	
*Lamoureux		
Walski		

- Game 5 -

Oct. 27, 2007

Houghton, Mich., MacInnes Student Ice Arena

North Dakota 6, Michigan Tech 0

#1/1 North Dakota	2	4	0	6
#14/15 Michigan Tech	0	0	0	0

1st period - 1, UND, T.J. Oshie/2 (Robbie Bina/3, Taylor Chorney/5) 5:42 (pp). 2, UND, Chris VandeVelde/2 (Ryan Duncan/2) 10:28. **Penalties** - Ryan Bunger, MTU (goaltender interference) 4:29; John Schwarz, MTU (holding) 5:32; Drew Dobson, MTU (interference) 14:06; Matt Frattin, UND (tripping) 15:04; Robbie Bina, UND (interference) 15:30; J.P. Lamoureux, UND (roughing) 16:14; Tyler Shelast, MTU (interference) 16:38.

2nd period - 3, UND, T.J. Oshie/3 (Ryan Duncan/3, Chris VandeVelde/1) 6:08. 4, UND, T.J. Oshie/4 (Robbie Bina/4, Ryan Duncan/4) 13:34 (pp). 5, UND, Matt Frattin/2 (Matt Watkins/3) 16:17. 6, UND, Andrew Kozek/4 (Chay Genoway/2, Taylor Chorney/6) 19:41 (pp). **Penalties** - Jimmy Kerr, MTU (holding) :55; John Schwarz, MTU (holding) 1:26; Matt Watkins, UND (high sticking) 8:18; Rylan Kaip, UND (roughing) 12:31; Peter Rouleau, MTU (roughing) 12:31; Joe Finley, UND (roughing) 12:31; Jordan Baker, MTU (roughing) 12:31; Jordan Baker, MTU (boarding) 12:31; Andrew Kozek, UND (charging) 17:33; TEAM, MTU (too many on ice) 18:24; Derrick LaPoint, UND (roughing) 20:00; Jimmy Kerr, MTU (roughing) 20:00; Jimmy Kerr, MTU (hit after whistle) 20:00.

3rd period - Penalties - Zach Jones, UND (high sticking) 4:58; Joe Finley, UND (unsportsmanlike conduct) 9:14; Jimmy Kerr, MTU (unsportsmanlike conduct) 9:14; Mike VanWagner, MTU (roughing) 17:33; Mike VanWagner, MTU (roughing) 17:33; Chris VandeVelde, UND (roughing) 17:33; Chay Genoway, UND (roughing) 17:33; Jordan Baker, MTU (roughing) 17:33; Ryan Duncan, UND (slashing) 17:33.

Shots on goal - UND 10-15-8 33; MTU 10-8-9 27.

Power plays - UND 3 of 8; MTU 0 of 7.

Penalties - UND 14 (28 min); MTU 16 (32 min).

Goalies - UND, J.P. Lamoureux 3-1-1 (60:00 minutes, 27 shots-27 saves); MTU, Michael-Lee Teslak (20:00, 8-8), Rob Nolan 2-1-1 (39:58, 25-19), EMPTY NET (00:02, 0-0).

A: 2805 **T:** 2:18

Referee: Marco Hunt **ARs:** Damon Beiring; Ed Moberg

Win: J.P. Lamoureux (3-1-1). **Loss:** Rob Nolan (2-1-1).

UND Lineup

Duncan	VandeVelde	Oshie
*Watkins	*Kaip	*Frattin
Kozek	Zajac	Miller
Trupp	Martens	Forney
*Finley	*Bina	
Chorney	Genoway	
Jones	LaPoint	
*Lamoureux		
Walski		

07-08 GAME SUMMARIES

- Game 6 -

Nov. 2, 2007

Grand Forks, N.D., Ralph Engelstad Arena
North Dakota 6, Colorado College 2

#9/10 Colorado College	0	1	1		2
#2/3 North Dakota	3	1	2		6

1st period - 1, UND, T.J. Oshie/5 (Robbie Bina/5, Taylor Chorney/7) 3:29 (pp), 2, UND, Ryan Duncan/2 (T.J. Oshie/1, Chris VandeVelde/2) 4:19, 3, UND, Derrick LaPoint/1 (Ryan Duncan/5) 10:27. **Penalties** - Scott McCulloch, CC (hooking) 3:03; Taylor Chorney, UND (tripping) 6:12; Stephen Schultz, CC (unsportsmanlike conduct) 6:12; Taylor Chorney, UND (cross-checking) 6:12; Robbie Bina, UND (interference) 16:32; Eric Walsky, CC (high sticking) 18:48.

2nd period - 4, CC, Bill Sweatt/2 (Chad Rau/3) 1:06, 5, UND, Ryan Duncan/3 (Robbie Bina/6, T.J. Oshie/2) 11:07 (pp). **Penalties** - Matt Frattin, UND (charging) 1:18; Jack Hillen, CC (tripping) 3:55; Jake Gannon, CC (clipping) 10:00; Derrick LaPoint, UND (roughing) 10:00; Scott McCulloch, CC (holding) 10:00; Kris Fredheim, CC (holding) 10:00; Scott Thauwald, CC (hooking) 13:47.

3rd period - 6, CC, Eric Walsky/3 (Scott McCulloch/2, Kris Fredheim/2) 3:00, 7, UND, Rylan Kaip/2 (Matt Frattin/2, Chay Genoway/3) 4:44, 8, UND, Joe Finley/1 (Robbie Bina/7, Darcy Zajac/2) 10:14. **Penalties** - Joe Finley, UND (hooking) 16:59; Darcy Zajac, UND (roughing) 19:44; Kris Fredheim, CC (roughing) 19:44.

Shots on goal - CC 9-2-14 25; UND 6-14-7 27.

Power plays - CC 0 of 4; UND 2 of 6.

Penalties - CC 9 (18 min); UND 7 (14 min).

Goalies - CC, Drew O'Connell 0-2-0 (59:52 minutes, 27

shots-21 saves), EMPTY NET (00:08, 0-0); UND, J.P. Lamoureux 4-1-1 (59:32, 25-23), EMPTY NET (00:28, 0-0).

A: 11824 T: 2:10

Three stars: 1. Ryan Duncan; 2. T.J. Oshie; 3. Robbie Bina

Referees: Randy Schmidt, Scott Bokal; **ARs**: Mike Eslinger;

Andy Carton

Win: J.P. Lamoureux (4-1-1). **Loss**: Drew O'Connell (0-2-0).

Duncan	VandeVelde	Oshie
*Watkins	*Kaip	*Frattin
Kozek	Zajac	Miller
Trupp	Martens	Forney

*Finley	*Bina
Chorney	Genoway
Jones	LaPoint

*Lamoureux
Grieco
Walski

- Game 7 -

Nov. 3, 2007

Grand Forks, N.D., Ralph Engelstad Arena
Colorado College 4, North Dakota 1

#9/10 Colorado College	1	2	1		4
#2/3 North Dakota	0	1	0		1

1st period - 1, CC, Scott Thauwald/1 (Brian McMillin/1, Richard Bachman/1) 17:14 (sh). **Penalties** - Andreas Vlassopoulos, CC (high sticking) 16:01.

2nd period - 2, UND, Matt Watkins/1 (Joe Finley/2) 5:52, 3, CC, Scott McCulloch/2 (Brian Connelly/1, Cody Lampl/1) 9:54 (pp), 4, CC, Eric Walsky/4 (Tyler Johnson/2, Bill Sweatt/3) 10:43. **Penalties** - Chay Genoway, UND (hooking) 1:38; Robbie Bina, UND (interference) 9:46; Ryan Duncan, UND (hooking) 12:22; Jack Hillen, CC (holding) 16:04; Rylan Kaip, UND (holding) 18:23.

3rd period - 5, CC, Bill Sweatt/4 (Jake Gannon/1) 19:49 (empty net). **Penalties** - Scott Thauwald, CC (slashing) 1:14; J.P. Lamoureux, UND (roughing) 12:31; Brian Connelly, CC (tripping) 17:23; Kris Fredheim, CC (roughing) 18:38; Chris VandeVelde, UND (roughing) 18:38.

Shots on goal - CC 4-10-8 22; UND 18-6-9 33.

Power plays - CC 1 of 5; UND 0 of 4.

Penalties - CC 5 (10 min); UND 6 (12 min).

Goalies - CC, Richard Bachman 3-1-0 (59:50 minutes, 33

shots-32 saves), EMPTY NET (00:10, 0-0); UND, J.P. Lamoureux 4-2-1 (58:10, 21-18), EMPTY NET (01:50, 0-0).

A: 11803 T: 2:08

Referees: Randy Schmidt, Scott Bokal; **ARs**: Mike Eslinger;

Andy Carton

Win: Richard Bachman (3-1-0). **Loss**: J.P. Lamoureux (4-2-1).

UND timeout at 18:38 of third.

Duncan	VandeVelde	Oshie
*Watkins	*Kaip	*Frattin
Kozek	Zajac	Miller
Radke	Trupp	Martens

*Finley	*Bina
Chorney	Genoway
Marto	LaPoint

*Lamoureux
Grieco
Walski

- Game 8 -

Nov. 9, 2007

Madison, Wis., Kohl Center
Wisconsin 4, North Dakota 0

#3/4 North Dakota	0	0	0		0
#10 Wisconsin	0	1	3		4

1st period - **Penalties** - Zach Jones, UND (cross-checking) :39; Zach Jones, UND (interference) 13:06; Patrick Johnson, UW (hooking) 18:57.

2nd period - 1, UW, Ben Street/4 (Kyle Turris/9, Podge Turnbull/3) 8:27. **Penalties** - Ryan McDonagh, UW (cross-checking) 12:19; Kyle Klubertanz, UW (holding) 14:55.

3rd period - 2, UW, Brendan Smith/2 (Jamie McBain/2, Michael Davies/3) 5:26 (pp), 3, UW, Blake Geoffrion/3 (Josh Engel/1, Brendan Smith/6) 14:38, 4, UW, John Mitchell/1 19:41 (empty net). **Penalties** - Taylor Chorney, UND (tripping) 4:45; Ryan McDonagh, UW (cross-checking) 6:34; Matthew Ford, UW (elbowing) 15:26.

Shots on goal - UND 6-12-25 43; UW 7-9-8 24.

Power plays - UND 0 of 5; UW 1 of 3.

Penalties - UND 3 (6 min); UW 5 (10 min).

Goalies - UND, J.P. Lamoureux 4-3-1 (56:55 minutes, 23 shots-20 saves), EMPTY NET (03:05, 0-0); UW, Shane Connelly 4-2-0 (60:00, 43-43).

A: 14395 T: 2:11

Referees: Derek Shepherd/Jon Campion **ARs**: Dan Dineen;

Dan Carey

Win: Shane Connelly (4-2-0). **Loss**: J.P. Lamoureux (4-3-1).

North Dakota timeout at 16:42 of the third period.

Duncan	VandeVelde	Oshie
*Genoway	*Kaip	*Watkins
Kozek	Trupp	Frattin
Malone	Zajac	Martens

*Jones	*Chorney
Finley	Bina
Marto	LaPoint

*Lamoureux
Walski

- Game 9 -

Nov. 10, 2007

Madison, Wis., Kohl Center
North Dakota 3, Wisconsin 1

#3/4 North Dakota	2	1	0		3
#10 Wisconsin	0	0	1		1

1st period - 1, UND, Chris VandeVelde/3 (Robbie Bina/8, T.J. Oshie/3) 10:21 (pp), 2, UND, T.J. Oshie/6 (Ryan Duncan/6, Chay Genoway/4) 19:57. **Penalties** - Zach Jones, UND (cross-checking) 3:56; Cody Goloubef, UW (cross-checking) 10:15; Joe Finley, UND (holding) 14:54; Matt Frattin, UND (roughing) 18:27; Sean Dolan, UW (roughing) 18:27; T.J. Oshie, UND (roughing) 19:57; Davis Drewiske, UW (cross-checking) 19:57; Chay Genoway, UND (unsportsmanlike conduct) 19:57; Blake Geoffrion, UW (roughing) 19:57; Davis Drewiske, UW (ig) 19:57.

2nd period - 3, UND, Andrew Kozek/5 (Robbie Bina/9) 17:44.

Penalties - Rylan Kaip, UND (cross-checking) 2:33; Blake Geoffrion, UW (hooking) 3:24; Robbie Bina, UND (holding) 6:24; Andrew Kozek, UND (charging) 8:44; Evan Trupp, UND (interference) 11:26; Taylor Chorney, UND (roughing) 19:13; Matthew Ford, UW (roughing) 19:13; Chris VandeVelde, UND (roughing) 19:13; Sean Dolan, UW (roughing) 19:13;

Chris VandeVelde, UND (roughing) 19:13.

3rd period - 4, UW, Matthew Ford/1 (Jamie McBain/3, Cody Goloubef/4) 17:41 (pp). **Penalties** - Cody Goloubef, UW (cross-checking) 10:21; Joe Finley, UND (roughing) 16:16; Joe Finley, UND (roughing) 16:16; Ben Grotting, UW (roughing) 16:16; Ben Grotting, UW (roughing) 16:16; Chay Genoway, UND (roughing) 16:52; Kyle Klubertanz, UW (roughing) 16:52; Chay Genoway, UND (10-minute misconduct) 16:52; Kyle Klubertanz, UW (10-minute misconduct) 16:52; Zach Jones, UND (roughing) 16:52; Brendan Smith, UW (roughing) 16:52; Zach Jones, UND (10-minute misconduct) 16:52; Derrick LaPoint, UND (roughing) 16:52; Ben Street, UW (roughing) 16:52; Derrick LaPoint, UND (10-minute misconduct) 16:52; Ben Street, UW (10-minute misconduct) 16:52; Matt Watkins, UND (roughing) 16:52; Kyle Turris, UW (roughing) 16:52; Matt Watkins, UND (10-minute misconduct) 16:52; Kyle Turris, UW (10-minute misconduct) 16:52; Rylan Kaip, UND (roughing) 16:52; Podge Turnbull, UW (roughing) 16:52; Rylan Kaip, UND (10-minute misconduct) 16:52; Podge Turnbull, UW (10-minute misconduct) 16:52; Rylan Kaip, UND (charging) 16:52.

Shots on goal - UND 13-11-10 34; UW 6-7-9 22.

Power plays - UND 1 of 4; UW 1 of 8.

Penalties - UND 25 (90 min); UW 21 (82 min).

Goalies - UND, J.P. Lamoureux 5-3-1 (59:43 minutes, 22

shots-21 saves), EMPTY NET (00:17, 0-0); UW, Shane Connelly 4-3-0 (59:58, 34-31), EMPTY NET (00:02, 0-0).

A: 15237 T: 2:13

Referees: Derek Shepherd/Jon Campion **ARs**: Dan Dineen;

Dan Carey

Win: J.P. Lamoureux (5-3-1). **Loss**: Shane Connelly (4-3-0).

Duncan	VandeVelde	Oshie
*Genoway	*Kaip	*Watkins
Malone	Zajac	Frattin
Kozek	Trupp	Miller

*Finley	*Bina
Jones	Chorney
Marto	LaPoint

*Lamoureux
Walski

- Game 10 -

Nov. 23, 2007

Grand Forks, N.D., Ralph Engelstad Arena
North Dakota 8, Minnesota Duluth 3

#15/12 Minnesota Duluth	1	2	0		3
#6/5 North Dakota	3	1	4		8

1st period - 1, UND, Matt Watkins/2 (Taylor Chorney/8) 7:38, 2, UND, Derrick LaPoint/2 (Ryan Duncan/7, T.J. Oshie/4) 8:16, 3, UND, Brad Miller/2 9:01, 4, UND, Nick Kemp/3 (Justin Fontaine/3, Travis Gawryletz/2) 19:57 (pp). **Penalties** - Andrew Kozek, UND (goaltender interference) 11:58; T.J. Oshie, UND (high sticking) 18:12; Andrew Kozek, UND (interference) :00.

2nd period - 5, UMD, Kyle Schmidt/1 (Mike Montgomery/1, Josh Meyers/5) 2:26, 6, UMD, Michael Gergen/3 (Jason Garrison/5, Nick Kemp/5) 4:52, 7, UND, Evan Trupp/1 (Robbie Bina/10, Matt Frattin/3) 9:41, 8, UND, T.J. Oshie/4 (8:16, 3, UND, Brad Miller/2) 16:08. **Penalties** - Brad Malone, UND (obstruction) 4:17; Chris VandeVelde, UND (cross-checking) 8:04; Drew Akins, UMD (roughing) 12:35; Darcy Zajac, UND (roughing) 12:35; Drew Akins, UMD (unsportsmanlike conduct) 12:35; Darcy Zajac, UND (unsportsmanlike conduct) 12:35; Jay Cascalenda, UMD (cross-checking) 17:44; Matt Watkins, UND (unsportsmanlike conduct) 17:44.

3rd period - 8, UND, Chris VandeVelde/4 (Ryan Duncan/5, Taylor Chorney/9) 3:46, 9, UND, Matt Frattin/3 (Joe Finley/3, Robbie Bina/11) 11:44, 10, UND, T.J. Oshie/7 (Chris VandeVelde/3) 13:37, 11, UND, Rylan Kaip/3 (Matt Watkins/3, Brad Miller/2) 16:08.

Penalties - Brad Malone, UND (obstruction) 4:17; Chris VandeVelde, UND (cross-checking) 8:04; Drew Akins, UMD (roughing) 12:35; Darcy Zajac, UND (roughing) 12:35; Drew Akins, UMD (unsportsmanlike conduct) 12:35; Darcy Zajac, UND (unsportsmanlike conduct) 12:35; Jay Cascalenda, UMD (cross-checking) 17:44; Matt Watkins, UND (unsportsmanlike conduct) 17:44.

Shots on goal - UMD 12-10-4 26; UND 10-7-11 28.

Power plays - UMD 1 of 6; UND 0 of 3.

Penalties - UMD 6 (12 min); UND 9 (18 min).

Goalies - UMD, Alex Stalock 5-4-2 (51:44 minutes, 25 shots-19 saves), Nate Ziegelmann (08:16, 3-1); UND, J.P. Lamoureux 6-3-1 (59:54, 26-23), EMPTY NET (00:06, 0-0).

A: 11791 T: 2:07

Referee: Todd Anderson **ARs**: Brian Novlesky; Nathan

Freeman

Win: J.P. Lamoureux (6-3-1). **Loss**: Alex Stalock (5-4-2).

UMD timeout at 8:16 of first period.

UND Lineup

Duncan	VandeVelde	Oshie
*Genoway	*Kaip	*Watkins
Malone	Zajac	Frattin
Kozek	Trupp	Miller
*Finley	*Bina	
Jones	Chorney	
Marto	LaPoint	
	*Lamoureux	
	Walski	

- Game 11 -

Nov. 24, 2007

Grand Forks, N.D., Ralph Engelstad Arena
Minnesota Duluth 4, North Dakota 2

#15/12 Minnesota Duluth	1	1	2	4
#6/5 North Dakota	1	0	1	2

1st period - 1, UND, Rylan Kaip/4 (Matt Watkins/4) 8:36. 2, UMD, MacGregor Sharp/3 (Trent Palm/4) 15:11. **Penalties** - Trent Palm, UMD (tripping) 3:55; Travis Gawryletz, UMD (interference) 16:39.

2nd period - 3, UMD, Drew Akins/1 (Cody Danberg/2, Matt McKnight/4) 9:21. **Penalties** - Joe Finley, UND (cross-checking) 4:23; Zach Jones, UND (obstruction-holding) 12:14; Rylan Kaip, UND (cross-checking) 16:09; Jordan Fulton, UMD (cross-checking) 16:09.

3rd period - 4, UND, Andrew Kozek/6 4:56. 5, UMD, Drew Akins/2 (Mike Curry/2, Chad Huttel/1) 11:37. 6, UMD, Matt McKnight/3 19:10 (empty net). **Penalties** - Jason Garrison, UMD (hooking) 3:22; Chris VandeVelde, UND (holding) 3:22; Joe Finley, UND (tripping) 7:42; Jason Garrison, UMD (hooking) 8:23.

Shots on goal - UMD 6-6 18; UND 9-4 9 22.

Power plays - UMD 0 of 3; UND 0 of 3.

Penalties - UMD 5 (10 min); UND 5 (10 min).

Goalies - UMD, Alex Stalock 6-4-2 (60:00 minutes, 22 shots-20 saves); UND, J.P. Lamoureux 6-4-1 (58:41, 17-14), EMPTY NET (01:19, 0-0).

A: 11674 **I:** 2:05

Referee: Todd Anderson **ARs:** Brian Novlesky; Nathan Freeman

Win: Alex Stalock (6-4-2). **Loss:** J.P. Lamoureux (6-4-1). UND timeout at 19:10 of third.

UND Lineup

*Duncan	*VandeVelde	*Oshie
Watkins	Kaip	Martens
Malone	Zajac	Frattin
Kozek	Trupp	Miller
*Jones	*Chorney	
Finley	Bina	
Marto	LaPoint	
	*Lamoureux	
	Walski	

- Game 12 -

Nov. 30, 2007

Denver, Colo., Magness Arena
Denver 1, North Dakota 0

#8/8 North Dakota	0	0	0	0
#3/3 Denver	0	1	0	1

1st period - Penalties - Ryan Martens, UND (tripping) 6:13; Rylan Kaip, UND (tripping) 9:47; Ryan Duncan, UND (interference) 14:51; Dustin Jackson, DU (high sticking) 17:46.

2nd period - 1, DU, Tyler Bozak/7 (Chris Butler/6) 4:39 (pp). **Penalties** - Ryan Duncan, UND (slashing) 4:34; Brent Davidson, UND (interference) 7:39; Tyler Bozak, DU (ct) 17:08.

3rd period - none. **Penalties** - none.

Shots on goal - UND 7-7-13 27; DU 12-8-9 29.

Power plays - UND 0 of 2; DU 1 of 5.

Penalties - UND 5 (10 min); DU 2 (4 min).

Goalies - UND, J.P. Lamoureux 6-5-1 (59:00 minutes, 29 shots-28 saves), EMPTY NET (01:00, 0-0); DU, Peter Mannino 10-3-0 (60:00, 27-27).

A: 6034 **I:** 2:10

Referees: Bill Mason, Craig Welker **ARs:** Tim Swiader; Butch Mousseaux

Win: Peter Mannino (10-3-0). **Loss:** J.P. Lamoureux (6-5-1). UND goal review at 19:33 of the 3rd period - no goal. Peter Mannino records 12th career shutout.

UND Lineup

Duncan	VandeVelde	Oshie
*Malone	*Kaip	*Watkins
Kozek	Trupp	Miller
Davidson	Martens	Frattin
*LaPoint	*Chorney	
Finley	Bina	
Jones	Marto	
	*Lamoureux	
	Walski	

- Game 13 -

Dec. 1, 2007

Denver, Colo., Magness Arena
North Dakota 3, Denver 1

#8/8 North Dakota	1	2	0	3
#3/3 Denver	0	1	0	1

1st period - 1, UND, Chris VandeVelde/5 (T.J. Oshie/5, Ryan Duncan/9) 4:00 (pp). **Penalties** - T.J. Oshie, UND (hooking) :39; Brandon Vossberg, DU (holding) 3:41; Cody Brookwell, DU (interference) 6:09; Patrick Mullen, DU (tripping) 10:26; Robbie Bina, UND (interference) 10:37; Tyler Bozak, DU (slashing) 15:31; Anthony Maiani, DU (slashing) 19:40.

2nd period - 2, UND, Ryan Duncan/4 (T.J. Oshie/6, Derrick LaPoint/1) 1:04 (pp). 3, DU, Tyler Bozak/8 (Brock Trotter/9) 10:04. 4, UND, Ryan Duncan/5 (Chris VandeVelde/4, Joe Finley/4) 11:14 (sh). **Penalties** - Brian Gifford, DU (hooking) 3:26; T.J. Oshie, UND (tripping) 10:26; Jake Marto, UND (tripping) 14:23.

3rd period - Penalties - Joe Finley, UND (hooking) 3:15; Derrick LaPoint, UND (slashing) 11:28; Robbie Bina, UND (tripping) 15:21; Brock Trotter, DU (cross-checking) 19:47.

Shots on goal - UND 6-12-7 25; DU 2-10-24 36.

Power plays - UND 2 of 7; DU 0 of 7.

Penalties - UND 7 (14 min); DU 7 (14 min).

Goalies - UND, J.P. Lamoureux 7-5-1 (60:00 minutes, 36 shots-35 saves); DU, Peter Mannino 10-4-0 (57:55, 25-22), EMPTY NET (02:05, 0-0).

A: 6047 **I:** 2:20

Referees: Bill Mason, Craig Welker **ARs:** Butch Mousseaux; Tim Swiader

Win: J.P. Lamoureux (7-5-1). **Loss:** Peter Mannino (10-4-0). Denver timeout 12:32 3rd Period.

UND Lineup

*Duncan	*VandeVelde	*Oshie
Watkins	Kaip	Frattin
Kozek	Trupp	Miller
Malone	Zajac	Martens
*LaPoint	*Chorney	
Finley	Bina	
Jones	Marto	
	*Lamoureux	
	Walski	

- Game 14 -

Dec. 7, 2007

Grand Forks, N.D., Ralph Engelstad Arena
North Dakota 4, Minnesota 2

#15/- Minnesota	0	0	2	2
#7/8 North Dakota	0	0	4	4

1st period - Penalties - Derek Peltier, MINN (interference) 4:10; TEAM, UND (too many on ice) 6:04; Kyle Okposo, MINN (hooking) 13:55; Darcy Zajac, UND (unsportsmanlike conduct) 17:41; Tony Lucia, MINN (unsportsmanlike conduct) 17:41.

2nd period - Penalties - Brian Schack, MINN (interference) 5:00; Jay Barrball, MINN (roughing) 7:25; Rylan Kaip, UND (roughing) 7:25; Stu Bickel, MINN (roughing) 7:25; Matt Watkins, UND (roughing) 7:25; Joe Finley, UND (roughing) 7:25; Andrew Kozek, UND (interference) 12:10.

3rd period - 1, UND, Chay Genoway/2 (T.J. Oshie/7) 1:37. 2, MINN, Blake Wheeler/7 (Jay Barrball/9, Mike Howe/3) 7:10 (pp). 3, UND, Rylan Kaip/5 (Chris VandeVelde/5, Robbie Bina/12) 11:37. 4, MINN, Kyle Okposo/7 (Ryan Flynn/6) 14:58 (pp). 5, UND, Matt Watkins/3 (Rylan Kaip/2, Taylor Chorney/10) 16:23. 6, UND, Brad Malone/1 (Evan Trupp/3) 16:55.

Penalties - Rylan Kaip, UND (charging) 6:45; R.J. Anderson, MINN (roughing) 9:58; Brad Malone, UND (roughing) 9:58; Derrick LaPoint, UND (tripping) 14:19; Rylan Kaip, UND (roughing) 20:00; Blake Wheeler, MINN (roughing) 20:00.

Shots on goal - MINN 15-11-13 39; UND 3-9-18 30.

Power plays - MINN 2 of 5; UND 0 of 3.

Penalties - MINN 8 (16 min); UND 10 (20 min).

Goalies - MINN, Jeff Frazee 6-6-0 (58:32 minutes, 30 shots-26 saves), EMPTY NET (01:28, 0-0); UND, J.P. Lamoureux 8-5-1 (60:00, 39-37).

A: 11834 **I:** 2:22

Referees: Derek Shepherd, Jon Campion **ARs:** Matt Ulwelling; Nathan Freeman

Win: J.P. Lamoureux (8-5-1). **Loss:** Jeff Frazee (6-6-0). UM timeout at 18:41 of third period.

UND Lineup

Duncan	VandeVelde	Oshie
*Watkins	*Kaip	*Frattin
Malone	Martens	Zajac
Kozek	Trupp	Miller
LaPoint	Chorney	
*Finley	*Bina	
Jones	Genoway	
	*Lamoureux	
	Walski	

- Game 15 -

Dec. 8, 2007

Grand Forks, N.D., Ralph Engelstad Arena
Minnesota 4, North Dakota 3

#15/- Minnesota	2	2	0	4
#7/8 North Dakota	1	0	2	3

1st period - 1, MINN, Mike Hoeffel/2 (Mike Howe/4, R.J. Anderson/1) 2:37. 2, UND, T.J. Oshie/8 (Darcy Zajac/3) 13:47. 3, MINN, Blake Wheeler/8 (Derek Peltier/6, David Fischer/5) 18:45. **Penalties** - Blake Wheeler, MINN (tripping) 15:12.

2nd period - 4, MINN, Mike Hoeffel/3 (Mike Howe/5, Stu Bickel/4) 5:45. 5, MINN, Ben Gordon/5 (Blake Wheeler/7, Stu Bickel/4) 19:58. **Penalties** - Drew Fisher, MINN (roughing) 2:51; Taylor Chorney, UND (roughing) 2:51; Tom Pohl, MINN (roughing) 2:51; Derrick LaPoint, UND (roughing) 2:51; Darcy Zajac, UND (roughing) 13:17; Evan Kaufmann, MINN (slashing) 13:17; Evan Kaufmann, MINN (roughing) 20:00; Evan Kaufmann, MINN (roughing) 20:00; Brad Malone, UND (roughing) 20:00; Brad Malone, UND (roughing) 20:00; Drew Fisher, MINN (roughing) 20:00; Andrew Kozek, UND (roughing) 20:00; Andrew Kozek, UND (unsportsmanlike conduct) 20:00.

3rd period - 6, UND, Ryan Duncan/6 (Taylor Chorney/11, Chris VandeVelde/6) 16:00. 7, UND, Chris VandeVelde/6 (Robbie Bina/13, Taylor Chorney/12) 17:35. **Penalties** - Ryan Flynn, MINN (holding) 12:22.

Shots on goal - MINN 9-14-10 33; UND 6-6-13 25.

Power plays - MINN 0 of 1; UND 0 of 2.

Penalties - MINN 8 (16 min); UND 7 (14 min).

Goalies - MINN, Alex Kangas 3-2-1 (59:36 minutes, 25 shots-22 saves), EMPTY NET (00:24, 0-0); UND, J.P. Lamoureux 8-6-1 (58:37, 33-29), EMPTY NET (01:23, 0-0).

A: 11857 **I:** 2:21

Referees: Derek Shepherd, Jon Campion **ARs:** Matt Ulwelling; Nathan Freeman

Win: Alex Kangas (3-2-1). **Loss:** J.P. Lamoureux (8-6-1). UND timeout at 18:56 of third period.

UND Lineup

*Duncan	*VandeVelde	*Oshie
Watkins	Kaip	Frattin
Genoway	Trupp	Kozek
Malone	Zajac	Miller
*Chorney	*LaPoint	
Finley	Bina	
Jones	Marto	
	*Lamoureux	
	Walski	

07-08 GAME SUMMARIES

- Game 16 -

Dec. 28, 2007

Grand Forks, N.D., Ralph Engelstad Arena
North Dakota 3, New Hampshire 1

#10/9t New Hampshire	0	0	1		1
#7/7 North Dakota	1	0	2		3

1st period - 1, UND, Darcy Zajac/1 (Ryan Martens/2, Kyle Radke/1) 19:20. **Penalties** - Jamie Fritsch, UNH (slashing) 5:36; Kyle Radke, UND (boarding) 11:05.

2nd period - **Penalties** - Paul Thompson, UNH (boarding) 4:01; Danny Dries, UNH (tripping) 7:15; Brad Flaishans, UNH (hooking) 8:58; Bobby Butler, UNH (contact with goalie) 10:53; Robbie Bina, UND (holding the stick) 11:21; Robbie Bina, UND (interference) 16:08; Darcy Zajac, UND (slashing) 18:50.

3rd period - 2, UNH, Jerry Pollastrone/5 (Peter LeBlanc/6, Bobby Butler/6) 5:49. 3, UND, Evan Trupp/2 (Matt Frattin/4, Chay Genoway/5) 6:16. 4, UND, Ryan Martens/1 (Kyle Radke/2, Robbie Bina/14) 6:57. **Penalties** - Jamie Fritsch, UNH (hooking) 8:29; T.J. Oshie, UND (charging) 9:07; Joe Finley, UND (slashing) 20:00.

Shots on goal - UND 8-11-11 30; UND 14-10-13 37.

Power plays - UND 0 of 5; UND 0 of 6.

Penalties - UNH 6 (12 min); UND 6 (15 min).

Goalies - UNH, Kevin Regan 7-4-0 (59:42 minutes, 37 shots-34 saves), EMPTY NET (00:18, 0-0); UND, J.P. Lamoureux 9-6-1 (59:39, 30-29), EMPTY NET (00:21, 0-0).

A: 11721 I: 2:12

Referee: Don Adam **ARs**: Nathan Freeman; Kile Bergren

Win: J.P. Lamoureux (9-6-1). **Loss**: Kevin Regan (7-4-0). Timeout UNH at 19:08 of third period.

UND Lineup

*Duncan	*Oshie	*Kaip
Watkins	VandeVelde	Kozek
Radke	Zajac	Martens
Genoway	Trupp	Frattin
*Chorney	*Bina	
Finley	Marto	
Jones	LaPoint	
	*Lamoureux	
	Walski	

- Game 17 -

Dec. 29, 2007

Grand Forks, N.D., Ralph Engelstad Arena
New Hampshire 7, North Dakota 4

#10/9t New Hampshire	0	2	5		7
#7/7 North Dakota	1	2	1		4

1st period - 1, UND, Evan Trupp/3 (Derrick LaPoint/2, Matt Watkins/5) 14:53. **Penalties** - Kevin Kapstad, UNH (interference) 12:49; Chay Genoway, UND (hooking) 17:55.

2nd period - 2, UND, T.J. Oshie/9 (Rylan Kaip/3, Robbie Bina/15) 2:27 (pp). 3, UNH, Bobby Butler/4 (Peter LeBlanc/7, Jamie Fritsch/1) 4:12 (pp). 4, UND, Ryan Duncan/7 (Chay Genoway/6) 7:26. 5, UNH, Danny Dries/1 (Mike Radja/5, Matt Fornataro/12) 11:40 (pp). **Penalties** - Mike Radja, UNH (slashing) 1:10; Robbie Bina, UND (hooking) 3:44; Robbie Bina, UND (interference) 10:43; Ryan Duncan, UND (roughing) 19:00; Jamie Fritsch, UNH (roughing) 19:00.

3rd period - 6, UNH, Matt Fornataro/7 (Mike Radja/6, Jamie Fritsch/2) 13:44. 7, UNH, Jerry Pollastrone/6 (Thomas Fortney/8) 17:01. 8, UNH, Mike Radja/9 (Danny Dries/5, Craig Switzer/5) 17:52. 9, UND, Robbie Bina/1 (Chris VandeVelde/7, Chay Genoway/6) 18:42. 10, UNH, Greg Collins/2 (Craig Switzer/6, Mike Radja/7) 18:50 (empty net). 11, UNH, Mike Radja/5 (Greg Collins/2, Matt Fornataro/13) 19:00 (empty net). **Penalties** - Greg Collins, UNH (goaltender interference) 13:15; J.P. Lamoureux, UND (unsportsmanlike conduct) 13:15; Phil DeSimone, UNH (high sticking) 19:47; Phil DeSimone, UNH (cross-checking) 19:47; Michael Forney, UND (high sticking) 19:47.

Shots on goal - UNH 10-13-13 36; UND 12-15-17 44.

Power plays - UNH 2 of 3; UND 1 of 3.

Penalties - UNH 6 (12 min); UND 6 (12 min).

Goalies - UNH, Kevin Regan 8-4-0 (59:34 minutes, 44 shots-40 saves), EMPTY NET (00:26, 0-0); UND, J.P. Lamoureux 9-7-1 (59:21, 34-29), EMPTY NET (00:39, 0-0).

A: 11735 I: 2:16

Referee: Don Adam **ARs**: Nathan Freeman; Kile Bergren

Win: Kevin Regan (8-4-0). **Loss**: J.P. Lamoureux (9-7-1). UND timeout at 18:42 of third period.

UND Lineup

*Duncan	*Oshie	*Kaip
Watkins	VandeVelde	Frattin
Radke	Zajac	Martens
Kozek	Trupp	Forney
*Chorney	*Bina	
Finley	Genoway	
Jones	LaPoint	
	*Lamoureux	
	Walski	

- Game 18 -

Jan. 4, 2008

St. Cloud, Minn., National Hockey Center
St. Cloud State 3, North Dakota 2

#8/7 North Dakota	0	1	1		2
#15/- St. Cloud State	0	0	3		3

1st period - **Penalties** - Matt Hartman, SCSU (roughing) 4:56; Brad Miller, UND (roughing) 4:56; Garrett Roe, SCSU (roughing) 4:56; Ryan Duncan, UND (roughing) 4:56; Ryan Duncan, UND (cross-checking) 4:56; Joe Finley, UND (ot) 12:14; Andrew Kozek, UND (slashing) 19:22.

2nd period - 1, UND, Andrew Kozek/7 (Rylan Kaip/4) 1:43 (delayed penalty). **Penalties** - Brett Barta, SCSU (hk) 15:32; Chay Genoway, UND (cross-checking) 18:42.

3rd period - 2, UND, Jake Marto/1 (Chris VandeVelde/8, Ryan Duncan/10) :58. 3, SCSU, Ryan Lasch/16 3:41. 4, SCSU, Aaron Marvin/2 (Brent Borgen/3) 5:06. 5, SCSU, Nick Oslund/3 (Jon Ammerman/1, Brent Borgen/4) 13:00. **Penalties** - Garrett Roe, SCSU (hooking) 14:28; Rylan Kaip, UND (cross-checking) 19:58.

Shots on goal - UND 10-11-14 35; SCSU 8-0-10 18.

Power plays - UND 0 of 2; SCSU 0 of 5.

Penalties - UND 7 (14 min); SCSU 4 (8 min).

Goalies - UND, J.P. Lamoureux 9-8-1 (58:57 minutes, 18 shots-15 saves), EMPTY NET (01:03, 0-0); SCSU, Dan Dunn 3-0-1 (60:00, 35-33).

A: 6102 I: 2:14

Three stars: 1. Dan Dunn 2. Brent Borgen 3. Nick Oslund

Referee: Todd Anderson **ARs**: Brad Shepherd; CJ Beaurline

Win: Dan Dunn (3-0-1). **Loss**: J.P. Lamoureux (9-8-1).

UND Lineup

Duncan	VandeVelde	Miller
*Watkins	*Kaip	*Kozek
Radke	Zajac	Martens
Malone	Trupp	Frattin
*Chorney	*Bina	
Finley	Genoway	
Jones	Marto	
	*Lamoureux	
	Walski	

- Game 19 -

Jan. 5, 2008

St. Cloud, Minn., National Hockey Center
North Dakota 6, St. Cloud State 2

#8/7 North Dakota	3	3	0		6
#15/- St. Cloud State	1	1	0		2

1st period - 1, UND, Rylan Kaip/6 (Chris VandeVelde/9) :13. 2, SCSU, Ryan Lasch/17 (Garrett Roe/17, Andreas Nodl/14) 12:07. 3, UND, Ryan Duncan/8 (Chay Genoway/8, Joe Finley/5) 16:48. 4, UND, Matt Watkins/4 (Matt Frattin/5, Darcy Zajac/4) 18:24. **Penalties** - Darcy Zajac, UND (roughing) 5:05; Kyle Radke, UND (unsportsmanlike conduct) 5:05; Aaron Brocklehurst, SCSU (slashing) 6:00; Chris Anderson, SCSU (high sticking) 9:28; Kyle Radke, UND (elbowing) 12:27.

2nd period - 5, SCSU, Aaron Marvin/3 (Aaron Brocklehurst/11, Nate Dey/6) 5:20 (pp). 6, UND, T.J. Oshie/10 (Robbie Bina/16, Ryan Duncan/18) 8:57 (pp). 7, UND, Ryan Duncan/9 (T.J. Oshie/8, Derrick LaPoint/3) 15:02. 8, UND, Chris VandeVelde/7 (Rylan Kaip/5) 16:11. **Penalties** - Derrick LaPoint, UND (cross-checking) 3:34; Nick Oslund, SCSU (unsportsmanlike conduct) 8:18; Taylor Chorney, UND (slashing) 11:03; Andreas Nodl, SCSU (slashing) 13:28; Chay Genoway, UND (unsportsmanlike conduct) 13:28; Matt Frattin, UND (hk) 17:17; Garrett Roe, SCSU (elbowing) 19:51; Rylan Kaip, UND (hooking) 19:51; Chris VandeVelde, UND (slashing) 19:55.

3rd period - **Penalties** - Taylor Chorney, UND (hk) 7:54; Joe Finley, UND (unsportsmanlike conduct) 10:42; Aaron Marvin,

SCSU (unsportsmanlike conduct) 10:42; Garrett Raboin, SCSU (slashing) 19:53; Darcy Zajac, UND (elbowing) 19:53; Kyle Radke, UND (unsportsmanlike conduct) 19:53; Matt Hartman, SCSU (unsportsmanlike conduct) 19:53.

Shots on goal - UND 10-13-7 30; SCSU 11-14-6 31.

Power plays - UND 1 of 3; SCSU 1 of 8.

Penalties - UND 13 (26 min); SCSU 8 (16 min).

Goalies - UND, J.P. Lamoureux 10-8-1 (60:00 minutes, 31 shots-29 saves); SCSU, Jase Wemyly (39:49, 20-17) , Dan Dunn 3-1-1 (20:00, 10-7), EMPTY NET (00:11, 0-0).

A: 6113 I: 2:23

Three stars: 1. Ryan Duncan 2. T.J. Oshie 3. J.P. Lamoureux

Referee: Todd Anderson **ARs**: Brad Shepherd; CJ Beaurline

Win: J.P. Lamoureux (10-8-1). **Loss**: Dan Dunn (3-1-1).

UND Lineup

*Watkins	*VandeVelde	*Kaip
Duncan	Oshie	Miller
Radke	Zajac	Martens
Kozek	Trupp	Frattin
*Finley	*Genoway	
Chorney	Bina	
Jones	LaPoint	
	*Lamoureux	
	Walski	

- Game 20 -

Jan. 11, 2008

Grand Forks, N.D., Ralph Engelstad Arena
North Dakota 4, Michigan Tech 1

#18/- Michigan Tech	0	1	0		1
#8t/10 North Dakota	1	2	1		4

1st period - 1, UND, Evan Trupp/4 (Matt Frattin/6, Jake Marto/1) 17:10. **Penalties** - Evan Trupp, UND (hooking) 4:44; Darcy Zajac, UND (roughing) 7:21; John Schwarz, MTU (holding) 7:21; Robbie Bina, UND (roughing) 11:58; Tyler Shelast, MTU (roughing) 11:58; Joe Finley, UND (interference) 18:10.

2nd period - 2, MTU, Peter Rouleau/8 (Deron Cousens/5, Drew Dobson/11) :46. 3, UND, Joe Finley/2 (Chay Genoway/9, Chris VandeVelde/10) 10:53. 4, UND, Matt Watkins/5 (Taylor Chorney/13, Chris VandeVelde/11) 11:50. **Penalties** - Robbie Bina, UND (cross-checking) 7:37; Chris VandeVelde, UND (tripping) 14:17; Drew Dobson, MTU (holding) 15:06; Drew Dobson, MTU (slashing) 18:26; John Schwarz, MTU (cross-checking) 19:34.

3rd period - 5, UND, Taylor Chorney/1 (T.J. Oshie/9, Ryan Duncan/12) 1:24 (pp). **Penalties** - Drew Dobson, MTU (hooking) 5:55; Alex Gagne, MTU (holding) 6:52; Kyle Radke, UND (unsportsmanlike conduct) 10:06; Peter Rouleau, MTU (unsportsmanlike conduct) 10:06; Rylan Kaip, UND (unsportsmanlike conduct) 15:37; Derek Kitti, MTU (unsportsmanlike conduct) 15:37; Chris VandeVelde, UND (unsportsmanlike conduct) 15:37; Mike VanWagner, MTU (unsportsmanlike conduct) 15:37; Kyle Radke, UND (roughing) 16:47; Mark Malekoff, MTU (roughing) 16:47; Matt Frattin, UND (contact to the head) 18:55.

Shots on goal - MTU 6-2-7 15; UND 10-5-12 27.

Power plays - MTU 0 of 5; UND 1 of 5.

Penalties - MTU 11 (22 min); UND 11 (22 min).

Goalies - MTU, Rob Nolan 5-6-0 (60:00 minutes, 27 shots-23 saves); UND, J.P. Lamoureux 11-8-1 (59:46, 15-14), EMPTY NET (00:14, 0-0).

A: 11730 I: 2:13

Referee: Jon Campion **ARs**: Nathan Freeman; Kile Bergren

Win: J.P. Lamoureux (11-8-1). **Loss**: Rob Nolan (5-6-0).

UND Lineup

*Watkins	*VandeVelde	*Kaip
Duncan	Oshie	Miller
Trupp	Zajac	Frattin
Radke	Malone	Kozek
Chorney	Bina	
*Finley	*Genoway	
Jones	Marto	
	*Lamoureux	
	Walski	

- Game 21 -

Jan. 12, 2008

Grand Forks, N.D., Ralph Engelstad Arena
North Dakota 4, Michigan Tech 1

#18/- Michigan Tech	0	0	1		1
#8t/10 North Dakota	2	1	1		4

1st period - 1, UND, Kyle Radke/1 (Taylor Chorney/14, Robbie Bina/17) 7:21. 2, UND, Chay Genoway/3 (J.P. Lamoureux/1) 14:11 (pp). **Penalties** - Chay Genoway, UND (hooking) 9:22; Ryan Bunger, MTU (roughing) 12:54.

2nd period - 3, UND, Chris VandeVelde/8 (Evan Trupp/4) 15:04. **Penalties** - Brent Davidson, UND (elbowing) 5:57; Matt Watkins, UND (interference) 15:47; Geoff Kinrade, MTU (holding) 19:00.

3rd period - 4, MTU, Drew Dobson/2 (John Schwarz/2, Jordan Baker/4) 2:49. 5, UND, Taylor Chorney/2 (T.J. Oshie/10, Ryan Duncan/13) 9:28 (pp). **Penalties** - Brad Miller, UND (tripping) 3:05; Rob Nolan, MTU (slashing) 8:44; Brad Malone, UND (cross-checking) 15:42.

Shots on goal - MTU 6-5-7 18; UND 7-9-5 21.

Power plays - MTU 0 of 5; UND 2 of 3.

Penalties - MTU 3 (6 min); UND 5 (10 min).

Goalies - MTU, Rob Nolan 5-7-0 (59:56 minutes, 21 shots-17 saves), EMPTY NET (00:04, 0-0); UND, J.P. Lamoureux 12-8-1 (60:00, 18-17).

A: 11693 I: 2:09

Referee: Jon Campion **ARs**: Nathan Freeman; Kile Bergren
Win: J.P. Lamoureux (12-8-1). **Loss**: Rob Nolan (5-7-0).

UND Lineup		
Watkins	VandeVelde	Kaip
*Duncan	*Oshie	*Miller
Trupp	Zajac	Frattin
Radke	Malone	Davidson
*Chorney	*Bina	
Finley	Genoway	
Jones	Marto	
	*Lamoureux	
	Walski	

- Game 22 -

Jan. 18, 2008

Mankato, Minn., Alltel Center
North Dakota 2, Minnesota State 1

#6/7 North Dakota	1	0	1		2
#20/- Minnesota State	0	0	1		1

1st period - 1, UND, Chay Genoway/4 (Matt Watkins/6, Joe Finley/6) 5:06 (pp). **Penalties** - Zach Harrison, MSUM (holding) 4:04; Joel Hanson, MSUM (interference) 9:03.

2nd period - **Penalties** - T.J. Oshie, UND (slashing) 1:20; Geoff Irwin, MSUM (roughing) 3:45; Chris VandeVelde, UND (roughing) 3:45; Kael Mouillierat, MSUM (goaltender interference) 11:01; Brad Malone, UND (elbowing) 14:45.

3rd period - 2, UND, Robbie Bina/2 (T.J. Oshie/11, Taylor Chorney/15) 5:52 (pp). 3, MSUM, Mick Berge/11 (Ben Youds/5, Mike Zacharias/1) 10:29 (pp). **Penalties** - Kael Mouillierat, MSUM (us) 1:32; Evan Trupp, UND (us) 1:32; Derrick LaPoint, UND (roughing) 3:31; Blake Friesen, MSUM (roughing) 3:31; James Gaulrapp, MSUM (hk) 4:58; Darcy Zajac, UND (roughing) 6:11; Kael Mouillierat, MSUM (roughing) 6:11; Trevor Bruess, MSUM (fighting) 6:15; Trevor Bruess, MSUM (disqualification) 6:15; Rylan Kaip, UND (fighting) 6:15; Rylan Kaip, UND (disqualification) 6:15; Mick Berge, MSUM (holding the stick) 7:26; Robbie Bina, UND (kneeing) 9:20; Kael Mouillierat, MSUM (holding the stick) 11:32.

Shots on goal - UND 6-6-16 28; MSUM 3-13-9 25.

Power plays - UND 2 of 6; MSUM 1 of 3.

Penalties - UND 9 (29 min); MSUM 12 (35 min).

Goalies - UND, J.P. Lamoureux 13-8-1 (60:00 minutes, 25 shots-24 saves); MSUM, Mike Zacharias 8-6-4 (59:49, 28-26), EMPTY NET (00:11, 0-0).

A: 4685 I: 2:10

Three stars: 1. Robbie Bina 2. Mick Berge 3. Chay Genoway

Referee: Ryan Thul **ARs**: Jerome Krieger; Jared Moen

Win: J.P. Lamoureux (13-8-1). **Loss**: Mike Zacharias (8-6-4).

UND Lineup

*Watkins	*VandeVelde	*Kaip
Duncan	Oshie	Trupp
Kozek	Zajac	Frattin
Radke	Malone	Martens
Chorney	Bina	
*Finley	*Genoway	
Jones	LaPoint	
	*Lamoureux	
	Walski	

- Game 23 -

Jan. 19, 2008

Mankato, Minn., Alltel Center

North Dakota 5, Minnesota State 3

#6/7 North Dakota	2	1	2		5
#20/- Minnesota State	1	1	1		3

1st period - 1, UND, Chris VandeVelde/9 (Taylor Chorney/16, Robbie Bina/18) 8:34 (pp). 2, UND, Ryan Duncan/10 (T.J. Oshie/12) 9:58 (sh). 3, MSUM, Mick Berge/12 (Andrew Sackrisson/8, Ben Youds/6) 15:47. **Penalties** - Ryan Duncan, UND (hooking) :21; Brian Kilburg, MSUM (slashing) 4:45; Andrew Sackrisson, MSUM (tripping) 7:05; Evan Trupp, UND (tripping) 9:22.

2nd period - 4, UND, Andrew Kozek/8 (Chay Genoway/10, Matt Frattin/7) 13:55 (pp). 5, MSUM, Jon Kalinski/6 (Kael Mouillierat/8, Mick Berge/3) 19:59 (pp). **Penalties** - Brian Kilburg, MSUM (hooking) 4:11; Joe Finley, UND (roughing) 11:38; Jerad Stewart, MSUM (roughing) 11:38; Joel Hanson, MSUM (tripping) 12:14; Zach Harrison, MSUM (roughing) 15:27; T.J. Oshie, UND (roughing) 15:27; Ryan Duncan, UND (roughing) 15:27; Chris VandeVelde, UND (goaltender interference) 19:03.

3rd period - 6, UND, Chay Genoway/5 (Joe Finley/7, Matt Frattin/8) 2:48 (pp). 7, UND, Evan Trupp/5 (Matt Frattin/9) 3:00. 8, MSUM, Jerad Stewart/2 (Joel Hanson/9, Kurt Davis/6) 18:28 (pp). **Penalties** - Kurt Davis, MSUM (tripping) 1:15; Kyle Radke, UND (tripping) 5:43; Darcy Zajac, UND (hooking) 11:18; Ryan Duncan, UND (cross-checking) 17:22; Jason Wiley, MSUM (roughing) 18:55.

Shots on goal - UND 10-11-6 27; MSUM 10-9-10 29.

Power plays - UND 3 of 6; MSUM 2 of 7.

Penalties - UND 9 (18 min); MSUM 8 (16 min).

Goalies - UND, J.P. Lamoureux 14-1 (60:00 minutes, 29 shots-26 saves); MSUM, Mike Zacharias 8-7-4 (43:00, 23-18), Dan Tormey (16:33, 4-4), EMPTY NET (00:27, 0-0).

A: 5087 I: 2:16

Three stars: 1. Matt Frattin 2. Mick Berge 3. T.J. Oshie

Referee: Ryan Thul **ARs**: Jerome Krieger; Jared Moen

Win: J.P. Lamoureux (14-1). **Loss**: Mike Zacharias (8-7-4).

MSU takes its timeout at 3:00 of 3rd period.

UND Lineup

*Duncan	*Oshie	*Kozek
Watkins	VandeVelde	Martens
Trupp	Zajac	Frattin
Radke	Malone	Davidson
*Chorney	*Bina	
Finley	Genoway	
Jones	Marto	
	*Lamoureux	
	Walski	

- Game 24 -

Jan. 25, 2008

Grand Forks, N.D., Ralph Engelstad Arena

North Dakota 3, Alaska Anchorage 1

Alaska Anchorage	1	0	0		1
#4/4 North Dakota	1	1	1		3

1st period - 1, UAA, Shane Lovdahl/2 (Jared Tuton/3, Tommy Grant/2) 14:17. 2, UND, T.J. Oshie/11 (Andrew Kozek/1, Ryan Duncan/14) 18:27. **Penalties** - Rylan Kaip, UND (unsportsmanlike conduct) 20:00; Trevor Hunt, UAA (unsportsmanlike conduct) 20:00; Kevin Clark, UAA (gf) 20:00.

2nd period - 3, UND, Evan Trupp/6 (Chay Genoway/11, Joe Finley/8) 6:22 (pp). **Penalties** - Kyle Radke, UND (roughing) 3:45; Josh Lunden, UAA (roughing) 3:45; Joe Finley, UND (cross-checking) 3:45; Brad McCabe, UAA (elbowing) 5:20; Kyle Radke, UND (slashing) 10:01; Mat Robinson, UAA (hooking) 11:41; Trevor Hunt, UAA (holding) 15:10.

3rd period - 4, UND, Andrew Kozek/9 (T.J. Oshie/13, Taylor Chorney/17) 7:21. **Penalties** - Brad Malone, UND (interference) 3:09; Trevor Hunt, UAA (holding the stick) 8:51; Darcy Zajac, UND (unsportsmanlike conduct) 11:57; Merit Waldrop, UAA (unsportsmanlike conduct) 11:57; Luke Beaverson, UAA (gf) 11:57.

Shots on goal - UAA 6-7-6 19; UND 10-12-12 34.

Power plays - UAA 0 of 3; UND 1 of 6.

Penalties - UAA 9 (18 min); UND 6 (12 min).

Goalies - UAA, Bryce Christianson 0-1-0 (57:08 minutes, 34 shots-31 saves), EMPTY NET (02:52, 0-0); UND, J.P. Lamoureux 15-8-1 (60:00, 19-18).

A: 11549 I: 2:13

Referee: Todd Anderson **ARs**: Brian Novlesky; Matt

Ullwelling

Win: J.P. Lamoureux (15-8-1). **Loss**: Bryce Christianson (0-1-0).

UAA timeout at 15:39 of third period.

UND Lineup

*Watkins	*VandeVelde	*Kaip
Kozek	Oshie	Duncan
Trupp	Zajac	Frattin
Radke	Malone	Martens
*Chorney	*Bina	
Finley	Genoway	
Jones	LaPoint	
	*Lamoureux	
	Walski	

- Game 25 -

Jan. 26, 2008

Grand Forks, N.D., Ralph Engelstad Arena
North Dakota 3, Alaska Anchorage 1

Alaska Anchorage	0	1	0		1
#4/4 North Dakota	2	0	1		3

1st period - 1, UND, T.J. Oshie/12 (Ryan Duncan/15, Robbie Bina/19) 3:45. 2, UND, Matt Watkins/6 (Chris VandeVelde/12) 8:23. **Penalties** - Brad Malone, UND (cross-checking) 15:31; Brad McCabe, UAA (tripping) 16:36.

2nd period - 3, UAA, Merit Waldrop/4 12:41. **Penalties** - Evan Trupp, UND (interference) 3:12; Kevin Clark, UAA (high sticking) 3:12; Chay Genoway, UND (cross-checking) 7:34; Josh Lunden, UAA (high sticking) 12:34; Derrick LaPoint, UND (high sticking) 12:34; Chay Genoway, UND (cross-checking) 16:08.

3rd period - 4, UND, Chris VandeVelde/10 (T.J. Oshie/14, Ryan Duncan/16) 2:36. **Penalties** - Brad McCabe, UAA (cross-checking) :33; Rylan Kaip, UND (hooking) 3:55; TEAM, UAA (too many on ice) 4:51; Chay Genoway, UND (cross-checking) 7:39; Joe Finley, UND (interference) 13:53; Luka Vidmar, UAA (holding) 14:30.

Shots on goal - UAA 9-16-11 36; UND 5-3-5 13.

Power plays - UAA 0 of 6; UND 0 of 4.

Penalties - UAA 6 (12 min); UND 8 (16 min).

Goalies - UAA, Bryce Christianson 0-2-0 (08:23 minutes, 3 shots-1 saves), Jon Olthuis (50:51, 10-9), EMPTY NET (00:46, 0-0); UND, J.P. Lamoureux 16-8-1 (60:00, 36-35).

A: 11779 I: 2:14

Referee: Todd Anderson **ARs**: Mat Ullwelling; Brian

Novolesky

Win: J.P. Lamoureux (16-8-1). **Loss**: Bryce Christianson (0-2-0).

UND Lineup

*Kozek	*Oshie	*Duncan
Watkins	VandeVelde	Kaip
Trupp	Zajac	Frattin
Radke	Malone	Davidson
Chorney	Bina	
*Finley	*Genoway	
Jones	LaPoint	
	*Lamoureux	
	Walski	

07-08 GAME SUMMARIES

- Game 26 -

Feb. 1, 2008

Minneapolis, Minn., Mariucci Arena
North Dakota 2, Minnesota 1 (ot)

#3/3 North Dakota	1	0	0	1	2
#18/15 Minnesota	1	0	0	0	1

1st period - 1, MINN, Evan Kaufmann/5 (Tony Lucia/6, David Fischer/10) 3:16 (sh). 2, UND, Joe Finley/3 (Chay Genoway/12) 7:49. **Penalties** - Justin Bostrom, MINN (interference) 2:14; Ryan Duncan, UND (tripping) 6:14; Mike Carman, MINN (holding) 7:17; Tony Lucia, MINN (tripping) 12:22; Mike Carman, MINN (slashing) 19:34; Chay Genoway, UND (roughing) 19:34.

2nd period - **Penalties** - Matt Watkins, UND (slashing) 4:08; Stu Bickel, MINN (tripping) 8:57; Jake Marto, UND (holding) 13:22; Blake Wheeler, MINN (roughing) 17:14; Rylan Kaip, UND (roughing) 17:14; Blake Wheeler, MINN (cross-checking) 17:14; Rylan Kaip, UND (roughing) 17:14; Ben Gordon, MINN (high sticking) 19:36.

3rd period - **Penalties** - Derek Peltier, MINN (high sticking) 9:49; Rylan Kaip, UND (holding the stick) 14:33.

OT period - 3, UND, Evan Trupp/7 (Ryan Martens/3) 2:23.

Penalties - none.

Shots on goal - UND 2-11-17-4 34; MINN 8-6-8-0 22.

Power plays - UND 0 of 6; MINN 0 of 4.

Penalties - UND 7 (14 min); MINN 9 (8 min).

Goalies - UND, J.P. Lamoureux 17-8-1 (62:23 minutes, 22 shots-21 saves); MINN, Alex Kangas 5-5-5 (62:19, 34-32), EMPTY NET (00:04, 0-0).

A: 10222 **I**: 2:23

Three stars: 1. Evan Trupp 2. J.P. Lamoureux 3. Alex Kangas

Referee: Don Adam **ARs**: C.J. Beaurline, Brad Shepherd **Win**: J.P. Lamoureux (17-8-1). **Loss**: Alex Kangas (5-5-5).

UND Lineup		
*Watkins	*VandeVelde	*Kaip
Kozek	Oshie	Duncan
Malone	Trupp	Frattin
Radke	Zajac	Martens
Chorney	Bina	
*Finley	*Genoway	
Jones	Marto	
	*Lamoureux	
	Walski	

- Game 27 -

Feb. 2, 2008

Minneapolis, Minn., Mariucci Arena
North Dakota 1, Minnesota 1 (ot)

#3/3 North Dakota	0	0	1	0	1
#18/15 Minnesota	0	0	1	0	1

1st period - **Penalties** - Ryan Duncan, UND (checking from behind) :07; Ryan Duncan, UND (game misconduct) :07; T.J. Oshie, UND (slashing) 9:22; Jay Barrball, MINN (slashing) 9:22; Joe Finley, UND (cross-checking) 10:32; Justin Bostrom, MINN (interference) 17:56.

2nd period - **Penalties** - Patrick White, MINN (holding) 3:28; Derek Peltier, MINN (roughing) 7:37; Brad Malone, UND (roughing) 7:37; Brad Malone, UND (roughing) 7:37; Brad Malone, UND (10-minute misconduct) 7:37; Blake Wheeler, MINN (slashing) 8:32; Blake Wheeler, MINN (10-minute misconduct) 8:32; J.P. Lamoureux, UND (dv) 12:15; Jay Barrball, MINN (contact with goalie) 12:15; Mike Carman, MINN (roughing) 16:04; Kevin Wehrs, MINN (holding) 19:42.

3rd period - 1, MINN, Ben Gordon/10 (Blake Wheeler/13) 7:17. 2, UND, Chris VandeVelde/11 (Ryan Martens/4, Robbie Bina/20) 11:15. **Penalties** - Stu Bickel, MINN (holding) 3:42.

OT period - **Penalties** - Rylan Kaip, UND (hooking) 2:58; Blake Wheeler, MINN (roughing) 2:58; Joe Finley, UND (10-minute misconduct) 5:00; Joe Finley, UND (game misconduct) 5:00; T.J. Oshie, UND (roughing) 5:00; T.J. Oshie, UND (roughing) 5:00; Ryan Flynn, MINN (roughing) 5:00; Ryan Flynn, MINN (roughing) 5:00; T.J. Oshie, UND (10-minute misconduct) 5:00; Ryan Flynn, MINN (10-minute misconduct) 5:00; Darcy Zajac, UND (cross-checking) 5:00; Darcy Zajac, UND (fighting) 5:00; Darcy Zajac, UND (disqualification) 5:00; Tony Lucia, MINN (fighting) 5:00; Tony Lucia, MINN (disqualification) 5:00; Blake Wheeler, MINN (10-minute misconduct) 5:00.

Shots on goal - UND 4-14-7-3 28; MINN 13-7-7-3 30.

Power plays - UND 0 of 6; MINN 0 of 3.

Penalties - UND 17 (91 min); MINN 17 (69 min).

Goalies - UND, J.P. Lamoureux (65:00 minutes, 30 shots-29 saves); MINN, Alex Kangas (65:00, 28-27).

A: 10197 **I**: 2:30

Referee: Don Adam **ARs**: C.J. Beaurline, Brad Shepherd **North Dakota**: J.P. Lamoureux (17-8-2). **Minnesota**: Alex Kangas (5-5-6).

UND Lineup		
Watkins	VandeVelde	Kaip
*Kozek	*Oshie	*Duncan
Malone	Trupp	Frattin
Radke	Zajac	Martens
*Chorney	*Bina	
Finley	Genoway	
Jones	Marto	
	*Lamoureux	
	Walski	

- Game 28 -

Feb. 15, 2008

Grand Forks, N.D., Ralph Engelstad Arena
North Dakota 5, Denver 4

#6/6 Denver	1	3	0	4
#3/3 North Dakota	1	2	2	5

1st period - 1, DU, Anthony Maiani/5 (Brian Gifford/3, Dustin Jackson/5) 13:29 (pp). 2, UND, Andrew Kozek/10 (Chay Genoway/13) 16:00 (pp). **Penalties** - Brian Gifford, DU (holding) 1:26; Brad Malone, UND (holding) 11:52; Andrew Thomas, DU (cross-checking) 14:12.

2nd period - 3, DU, Jesse Martin/6 (Kyle Ostrow/5) :56. 4, DU, Tom May/7 (Tyler Bozak/13, Patrick Mullen/14) 2:27. 5, DU, Matt Glasser/3 (Brian Gifford/4) 8:09. 6, UND, Chay Genoway/6 (Ryan Duncan/17, Ryan Martens/5) 19:00. 7, UND, Ryan Duncan/11 (Andrew Kozek/2) 19:33. **Penalties** - Patrick Mullen, DU (interference) 4:32; Brandon Vossberg, DU (holding) 11:38.

3rd period - 8, UND, Andrew Kozek/11 (Ryan Duncan/18) 10:58. 9, UND, Andrew Kozek/12 (T.J. Oshie/15, Ryan Duncan/19) 15:15. **Penalties** - Joe Finley, UND (slashing) 17:23.

Shots on goal - DU 4-8-6 18; UND 8-11-7 26.

Power plays - DU 1 of 2; UND 1 of 4.

Penalties - DU 4 (8 min); UND 2 (4 min).

Goalies - DU, Peter Mannino 18-9-1 (59:42 minutes, 26 shots-21 saves), EMPTY NET (00:18, 0-0); UND, J.P. Lamoureux 18-8-2 (60:00, 18-14).

A: 11793 **I**: 2:15

Referee: Marco Hunt **ARs**: Nathan Freeman; Kile Bergren **Win**: J.P. Lamoureux (18-8-2). **Loss**: Peter Mannino (18-9-1).

UND Lineup		
Kozek	Oshie	Duncan
*Watkins	*VandeVelde	*Kaip
Malone	Trupp	Frattin
Radke	Martens	Miller
Chorney	Bina	
*Finley	*Genoway	
Jones	LaPoint	
	*Lamoureux	
	Walski	

- Game 29 -

Feb. 16, 2008

Grand Forks, N.D., Ralph Engelstad Arena
North Dakota 4, Denver 1

#6/6 Denver	0	1	0	1
#3/3 North Dakota	2	1	1	4

1st period - 1, UND, Joe Finley/4 (Chay Genoway/14, Evan Trupp/5) 13:04. 2, UND, Evan Trupp/8 (Chay Genoway/15, Andrew Kozek/3) 15:01 (pp). **Penalties** - Brad Malone, UND (roughing) 11:15; J.P. Testwuide, DU (holding) 11:15; J.P. Testwuide, DU (interference) 13:38; Matt Glasser, DU (roughing) 16:08; Matt Frattin, UND (roughing) 16:08; Matt Glasser, DU (roughing) 16:08; Matt Frattin, UND (roughing) 16:08; Dustin Jackson, DU (roughing) 16:08; Brad Malone, UND (roughing) 16:08; Brad Malone, UND (hooking) 16:08.

2nd period - 3, UND, Andrew Kozek/13 (T.J. Oshie/16) 11:46. 4, DU, Brian Gifford/2 (Tom May/5, Zach Blom/1) 13:14.

Penalties - Chris Butler, DU (holding) :30; Robbie Bina, UND (hooking) 3:33; Kyle Radke, UND (slashing) 6:38; J.P. Testwuide, DU (slashing) 6:38; Kyle Radke, UND (roughing)

6:38; J.P. Testwuide, DU (roughing) 6:38; Kyle Radke, UND (10-minute misconduct) 6:38; J.P. Testwuide, DU (10-minute misconduct) 6:38; TEAM, UND (too many on ice) 8:10; TEAM, DU (too many on ice) 18:26; Joe Finley, UND (roughing) 20:00; Tom May, DU (roughing) 20:00; Evan Trupp, UND (unsportsmanlike conduct) 20:00; Stephen Cunningham, DU (unsportsmanlike conduct) 20:00; Evan Trupp, UND (10-minute misconduct) 20:00; Stephen Cunningham, DU (10-minute misconduct) 20:00; Kyle Radke, UND (fighting) 20:00; Brandon Vossberg, DU (fighting) 20:00; Kyle Radke, UND (disqualification) 20:00; Brandon Vossberg, DU (disqualification) 20:00; Peter Mannino, DU (roughing) 20:00.

3rd period - 5, UND, T.J. Oshie/13 18:50 (empty net) (sh).

Penalties - T.J. Oshie, UND (roughing) 9:41; Andrew Thomas, DU (roughing) 9:41; Rylan Kaip, UND (interference) 17:47.

Shots on goal - DU 3-6-8 17; UND 13-8-7 28.

Power plays - DU 0 of 4; UND 1 of 4.

Penalties - DU 17 (61 min); UND 17 (61 min).

Goalies - DU, Peter Mannino 18-10-1 (58:59 minutes, 27 shots-24 saves), EMPTY NET (01:01, 0-0); UND, J.P.

Lamoureux 19-8-2 (59:57, 17-16), EMPTY NET (00:03, 0-0).

A: 11926 **I**: 2:21

Referee: Marco Hunt **ARs**: Nathan Freeman; Kile Bergren **Win**: J.P. Lamoureux (19-8-2). **Loss**: Peter Mannino (18-10-1).

Timeout DU at 17:47 of third period.

UND Lineup		
*Kozek	*Oshie	*Duncan
Watkins	VandeVelde	Kaip
Malone	Trupp	Frattin
Radke	Zajac	Martens
*Chorney	*Bina	
Finley	Genoway	
Jones	Marto	
	*Lamoureux	
	Walski	

- Game 30 -

Feb. 23, 2008

Grand Forks, N.D., Ralph Engelstad Arena
North Dakota 5, Bemidji State 1

Bemidji State	0	1	0	1
#2/2 North Dakota	3	1	1	5

1st period - 1, UND, Chris VandeVelde/12 (Taylor Chorney/18, T.J. Oshie/17) 12:59 (pp). 2, UND, Ryan Duncan/12 (Chris VandeVelde/13, T.J. Oshie/18) 13:36 (pp). 3, UND, Matt Watkins/7 (Brad Miller/3, Rylan Kaip/6) 14:30 (pp).

Penalties - Cody Bostock, BSU (cross-checking) 6:00; Chay Genoway, UND (cross-checking) 8:51; Matt Pope, BSU (slashing) 12:12; Matt Read, BSU (checking from behind) 12:32; Matt Read, BSU (game misconduct) 12:32; Chris VandeVelde, UND (cross-checking) 16:06.

2nd period - 4, BSU, Riley Weselowski/2 (Ian Lowe/2, Travis Winter/11) 14:28 (pp). 5, UND, Ryan Duncan/13 (T.J. Oshie/19, Chris VandeVelde/14) 19:25 (pp). **Penalties** - Matt Watkins, UND (high sticking) :46; David Deterding, BSU (hooking) 3:33; Kyle Hardwick, BSU (holding) 5:00; Ian Lowe, BSU (hooking) 11:31; Evan Trupp, UND (hooking) 13:52; Tyler Lehrke, BSU (holding) 18:49.

3rd period - 6, UND, Brad Miller/3 (Robbie Bina/21) 18:52 (empty net). **Penalties** - Cody Bostock, BSU (holding the stick) 4:19; Robbie Bina, UND (interference) 6:02; Graham McManamin, BSU (hooking) 16:36; Brad Miller, UND (tripping) 16:36.

Shots on goal - BSU 5-4-9 18; UND 15-18-8 41.

Power plays - BSU 1 of 5; UND 4 of 10.

Penalties - BSU 10 (31 min); UND 6 (12 min).

Goalies - BSU, Matt Climie 12-7-3 (58:19 minutes, 40 shots-36 saves), EMPTY NET (01:41, 0-0); UND, J.P. Lamoureux 20-8-2 (59:51, 18-17), EMPTY NET (00:09, 0-0).

A: 11842 **I**: 2:14

Referee: Jon Campion **ARs**: Matt Ulwelling; Kile Bergren **Win**: J.P. Lamoureux (20-8-2). **Loss**: Matt Climie (12-7-3). BSU timeout at 14:20 of first period.

UND Lineup		
Kozek	Oshie	Duncan
*Watkins	*VandeVelde	*Kaip
Malone	Trupp	Frattin
Martens	Zajac	Miller
Chorney	Bina	
*Finley	*Genoway	
Jones	LaPoint	
	*Lamoureux	
	Walski	

- Game 31 -

Feb. 24, 2008

Grand Forks, N.D., Ralph Engelstad Arena
North Dakota 1, Bemidji State 0

Bemidji State	0	0	0	0	0
#2/2 North Dakota	0	0	1	1	1

1st period - Penalties - Ryan Cramer, BSU (cross-checking) 1:48; Chris McKelvie, BSU (roughing) 6:52; Joe Finley, UND (roughing) 6:52.

2nd period - Penalties - Matt Watkins, UND (interference) 10:23; Ian Lowe, BSU (boarding) 14:28; Evan Trupp, UND (tripping) 16:09.

3rd period - 1, UND, Andrew Kozek/14 (T.J. Oshie/20, Derrick LaPoint/4) 15:05. **Penalties** - Graham McManamin, BSU (elbowing) 19:07.

Shots on goal - BSU 3-6-4 13; UND 13-8-11 32.

Power plays - BSU 0 of 2; UND 0 of 3.

Penalties - BSU 4 (8 min); UND 3 (6 min).

Goals - BSU, Orlando Alamano 1-5-0 (58:50 minutes, 32 shots-31 saves), EMPTY NET (01:10, 0-0); UND, Aaron Walski 1-0-0 (60:00, 13-13).

A: 11043 **I**: 2:05

Referee: Jon Campion **ARs**: Matt Ullwelling; Kile Bergren
Win: Aaron Walski (1-0-0). **Loss**: Orlando Alamano (1-5-0).
BSU timeout at 19:07 of third

UND Lineup

*Kozek	*Oshie	*Duncan
Watkins	VandeVelde	Kaip
Martens	Trupp	Frattin
Davidson	Zajac	Miller
*Chorney	*Bina	
Finley	Genoway	
Marto	LaPoint	
	*Walski	
	Lamoureux	

- Game 32 -

March 1, 2008

Duluth, Minn., The DECC

North Dakota 2, Minnesota Duluth 0

#2/3 North Dakota	1	1	0	2
#15/15 Minn.-Duluth	0	0	0	0

1st period - 1, UND, T.J. Oshie/14 (Chay Genoway/16) 19:15. **Penalties** - Jordan Fulton, UMD (goaltender interference) 4:05; Justin Fontaine, UMD (roughing) 4:05; Derrick LaPoint, UND (roughing) 4:05; Travis Gawryletz, UMD (cross-checking) 6:04; Evan Trupp, UND (tripping) 9:42; TEAM, UMD (too many on ice) 12:13; Michael Gergen, UMD (roughing) 14:30.

2nd period - 2, UND, Chris VandeVelde/13 (T.J. Oshie/22, Ryan Duncan/20) 19:37 (pp). **Penalties** - Brad Malone, UND (tripping) 5:21; Jordan Fulton, UMD (hooking) 9:02; Chris VandeVelde, UND (goaltender interference) 12:51; Jay Cascalenda, UMD (delaying the game) 18:21.

3rd period - Penalties - T.J. Oshie, UND (slashing) 11:46; Josh Meyers, UMD (kneeing) 19:18; Josh Meyers, UMD (game misconduct) 19:18; Rylan Kaip, UND (roughing) 19:18.

Shots on goal - UND 11-20-4 35; UMD 6-9-13 28.

Power plays - UND 1 of 6; UMD 0 of 4.

Penalties - UND 6 (12 min); UMD 9 (29 min).

Goals - UND, J.P. Lamoureux 21-8-2 (60:00 minutes, 28 shots-28 saves); UMD, Alex Stalock 12-13-6 (58:42, 35-33), EMPTY NET (01:18, 0-0).

A: 5356 **I**: 2:20

Referee: Brian Thul **ARs**: C.J. Beaurline; Brad Shepherd
Win: J.P. Lamoureux (21-8-2). **Loss**: Alex Stalock (12-13-6).

UND Lineup

Kozek	Oshie	Duncan
*Watkins	*VandeVelde	*Kaip
Martens	Trupp	Frattin
Radke	Zajac	Malone
Chorney	Bina	
*Finley	*Genoway	
Jones	LaPoint	
	*Lamoureux	
	Walski	

- Game 33 -

March 2, 2008

Duluth, Minn., The DECC

North Dakota 2, Minnesota Duluth 1 (ot)

#2/3 North Dakota	0	0	1	1	2
#15/15 Minn.-Duluth	0	0	1	0	1

1st period - Penalties - Michael Gergen, UMD (checking from behind) 1:11; Michael Gergen, UMD (game misconduct) 1:11; Ryan Duncan, UND (interference) 5:46; Ryan Martens, UND (hooking) 15:12; Taylor Chorney, UND (interference) 19:55.

2nd period - Penalties - Josh Meyers, UMD (tripping) 3:02; Jordan Fulton, UMD (interference) 7:30; Derrick LaPoint, UND (holding) 9:26; Matt McKnight, UMD (10-minute misconduct) 11:39.

3rd period - 1, UMD, MacGregor Sharp/7 (Matt McKnight/9, Kyle Schmidt/6) 11:10. 2, UND, Andrew Kozek/15 12:50.

Penalties - Matt McKnight, UMD (hooking) 3:19; Robbie Bina, UND (hooking) 5:00; Nick Kemp, UMD (cross-checking) 5:05; MacGregor Sharp, UMD (holding) 13:19.

OT period - 3, UND, Chris VandeVelde/14 (Rylan Kaip/7, Joe Finley/9) :53. **Penalties** - none.

Shots on goal - UND 11-13-11-2 37; UMD 9-8-6-0 23.

Power plays - UND 0 of 6; UMD 0 of 4.

Penalties - UND 5 (10 min); UMD 8 (35 min).

Goals - UND, J.P. Lamoureux 22-8-2 (60:53 minutes, 23 shots-22 saves); UMD, Alex Stalock 12-14-6 (60:53, 37-35).

A: 4750 **I**: 2:20

Referee: Brian Thul **ARs**: C.J. Beaurline; Brad Shepherd
Win: J.P. Lamoureux (22-8-2). **Loss**: Alex Stalock (12-14-6).

UND Lineup

*Kozek	*Oshie	*Duncan
Watkins	VandeVelde	Kaip
Malone	Martens	Frattin
Radke	Zajac	Miller
*Chorney	*Bina	
Finley	Genoway	
Jones	LaPoint	
	*Lamoureux	
	Walski	

- Game 34 -

March 7, 2008

Grand Forks, N.D., Ralph Engelstad Arena

North Dakota 1, St. Cloud State 1 (ot)

#11/11 St. Cloud State	0	1	0	0	1
#2/2 North Dakota	0	0	1	0	1

1st period - none. **Penalties** - none.

2nd period - 1, SCSU, John Swanson/6 (Ryan Lasch/25, Garrett Roe/23) 16:43 (pp). **Penalties** - Brad Malone, UND (slashing) 16:02; Chris Anderson, SCSU (hooking) 19:21.

3rd period - 2, UND, Rylan Kaip/7 (Matt Watkins/7, Chris VandeVelde/15) 1:55. **Penalties** - Joe Finley, UND (interference) 6:52.

OT period - none. **Penalties** - none.

Shots on goal - SCSU 2-7-8-1 18; UND 8-9-10-3 30.

Power plays - SCSU 1 of 2; UND 0 of 1.

Penalties - SCSU 1 (2 min); UND 2 (4 min).

Goals - SCSU, Jase Weslosky (65:00 minutes, 30 shots-29 saves); UND, J.P. Lamoureux (64:54, 18-17), EMPTY NET (00:06, 0-0).

A: 11644 **I**: 2:15

Referee: Todd Anderson **ARs**: Kile Bergren; Nathan Freeman

Goalie records: SCSU-Jase Weslosky (14-11-1); UND-J.P. Lamoureux (22-8-3).

UND Lineup

Kozek	Oshie	Duncan
*Watkins	*VandeVelde	*Kaip
Miller	Martens	Frattin
Radke	Zajac	Malone
Chorney	Bina	
*Finley	*LaPoint	
Jones	Marto	
	*Lamoureux	
	Walski	

- Game 35 -

March 8, 2008

Grand Forks, N.D., Ralph Engelstad Arena
North Dakota 2, St. Cloud State 2 (ot)

#11/11 St. Cloud State	0	1	1	0	2
#2/2 North Dakota	1	1	0	0	2

1st period - 1, UND, Brad Miller/4 (Ryan Martens/6, Joe Finley/10) 8:23 (pp). **Penalties** - Matt Frattin, UND (tripping) 4:30; Tony Mosey, SCSU (cross-checking) 8:05; Aaron Marvin, SCSU (cross-checking) 8:50.

2nd period - 2, SCSU, Brent Borgen/3 (Aaron Brocklehurst/15, Ryan Peckscamp/4) 4:23. 3, UND, Matt Watkins/8 (Derrick LaPoint/5, Joe Finley/11) 18:52. **Penalties** - none.

3rd period - 4, SCSU, Ryan Lasch/23 (Aaron Brocklehurst/16, Andreas Nod/24) 17:21 (pp). **Penalties** - Andrew Kozek, UND (hooking) 16:11.

OT period - none. **Penalties** - none.

Shots on goal - SCSU 7-11-13-2 33; UND 6-16-6-2 30.

Power plays - SCSU 1 of 2; UND 1 of 2.

Penalties - SCSU 2 (4 min); UND 2 (4 min).

Goals - SCSU, Jase Weslosky (65:00 minutes, 30 shots-28 saves); UND, J.P. Lamoureux (65:00, 33-31).

A: 11774 **I**: 2:12

Referee: Todd Anderson **ARs**: Kile Bergren; Nathan Freeman

Goalie records: SCSU-Jase Weslosky (14-11-2); UND-J.P. Lamoureux (22-8-4).

UND Lineup

*Kozek	*Oshie	*Duncan
Watkins	VandeVelde	Kaip
Miller	Martens	Frattin
Radke	Zajac	Malone
*Chorney	*Bina	
Finley	LaPoint	
Jones	Marto	
	*Lamoureux	
	Walski	

- Game 36 -

March 14, 2008

Grand Forks, N.D., Ralph Engelstad Arena

North Dakota 4, Michigan Tech 0

Michigan Tech	0	0	0	0	0
#2/2 North Dakota	1	2	1	1	4

1st period - 1, UND, Ryan Duncan/14 (T.J. Oshie/22, Chay Genoway/17) 5:25 (pp). **Penalties** - Tyler Shelast, MTU (slashing) 3:26; Zach Jones, UND (tripping) 6:05; Malcolm William, MTU (hooking) 9:04; John Schwarz, MTU (cross-checking) 11:33.

2nd period - 2, UND, T.J. Oshie/15 (Ryan Duncan/21, Chris VandeVelde/16) 8:21. 3, UND, Darcy Zajac/2 (Jake Marto/2, Chay Genoway/18) 9:10. **Penalties** - Drew Dobson, MTU (hooking) :36; Zach Jones, UND (interference) 3:17; Jordan Foote, MTU (holding) 6:01; Matt Watkins, UND (interference) 9:58; Rylan Kaip, UND (interference) 19:21.

3rd period - 4, UND, Andrew Kozek/16 (Brad Miller/4, Ryan Martens/7) 6:58 (pp). **Penalties** - Zach Jones, UND (tripping) 2:00; John Schwarz, MTU (holding) 5:18; Rylan Kaip, UND (roughing) 14:59; Joe Finley, UND (roughing) 20:00.

Shots on goal - MTU 0-7-7 14; UND 14-12-5 31.

Power plays - MTU 0 of 6; UND 2 of 6.

Penalties - MTU 6 (12 min); UND 7 (14 min).

Goals - MTU, Michael-Lee Teslak 7-10-4 (60:00 minutes, 31 shots-27 saves); UND, J.P. Lamoureux 23-8-4 (60:00, 14-14).

A: 11572 **I**: 2:04

Referee: Brian Thul **ARs**: Kile Bergren; Nathan Freeman
Win: J.P. Lamoureux (23-8-4). **Loss**: Michael-Lee Teslak (7-10-4).

UND Lineup

*Kozek	*Oshie	*Duncan
Watkins	VandeVelde	Kaip
Miller	Martens	Frattin
Marto	Zajac	Malone
*Chorney	*Bina	
Finley	Genoway	
Jones	LaPoint	
	*Lamoureux	
	Walski	

07-08 GAME SUMMARIES

- Game 37 -

March 15, 2008

Grand Forks, N.D., Ralph Engelstad Arena
Michigan Tech 3, North Dakota 2 (ot)

Michigan Tech	0	0	2	1	3
#2/2 North Dakota	1	1	0	0	2

1st period - 1, UND, Brad Miller/5 (Matt Frattin/10, Ryan Martens/8) 4:19. **Penalties** - Chay Genoway, UND (tripping) 5:25; John Schwarz, MTU (broken stick) 9:15; Jordan Baker, MTU (hooking) 11:32; Alex Lord, MTU (kneeing) 14:13; Ryan Duncan, UND (slashing) 18:56.

2nd period - 2, UND, Matt Frattin/4 (Brad Miller/5) 16:58. **Penalties** - Drew Dobson, MTU (holding) 4:47; John Schwarz, MTU (unsportsmanlike conduct) 6:35; Chris VandeVelde, UND (unsportsmanlike conduct) 6:35; Robbie Bina, UND (hooking) 13:32.

3rd period - 3, MTU, Jimmy Kerr/9 (Geoff Kinrade/13, Eric Kattelus/8) 1:19 (pp). 4, MTU, Tyler Shelast/14 (Jimmy Kerr/10, Jordan Baker/6) 19:54 (sh). **Penalties** - Ryan Duncan, UND (holding) :36; Eric Kattelus, MTU (hooking) 10:41; Ryan Angelow, MTU (cross-checking) 18:04.

OT period - 5, MTU, Tyler Shelast/15 (Geoff Kinrade/14, Peter Rouleau/17) 1:59 (pp). **Penalties** - Chris VandeVelde, UND (hooking) 1:27.

Shots on goal - MTU 9-7-3 26; UND 12-8-6-0 26.

Power plays - MTU 2 of 5; UND 0 of 6.

Penalties - MTU 7 (14 min); UND 6 (12 min).

Goalies - MTU, Michael-Lee Teslak 8-10-4 (61:39 minutes, 26 shots-24 saves), EMPTY NET (00:20, 0-0); UND, J.P. Lamoureux 23-9-4 (61:32, 26-23), EMPTY NET (00:27, 0-0).

A: 11638 I: 2:28

Referee: Brian Thul **ARs**: Kile Bergren; Nathan Freeman **Win**: Michael-Lee Teslak (8-10-4). **Loss**: J.P. Lamoureux (23-9-4).

MTU timeout at 17:43 of third.

UND Lineup

*Kozek	*Oshie	*Duncan
Watkins	VandeVelde	Kaip
Miller	Martens	Frattin
Marto	Zajac	Malone
*Chorney	*Bina	
Finley	Genoway	
Jones	LaPoint	
*Lamoureux	Walski	

- Game 38 -

March 16, 2008

Grand Forks, N.D., Ralph Engelstad Arena
North Dakota 2, Michigan Tech 1

Michigan Tech	1	0	0		1
#2/2 North Dakota	1	1	0		2

1st period - 1, MTU, Tyler Shelast/16 (Alex Gagne/4) 11:27. 2, UND, T.J. Oshie/16 (Ryan Duncan/22, Chay Genoway/19) 14:09. **Penalties** - Peter Rouleau, MTU (cross-checking) 5:01; Ryan Duncan, UND (hooking) 5:33; John Schwarz, MTU (roughing) 19:45; Chris VandeVelde, UND (roughing) 19:45.

2nd period - 3, UND, T.J. Oshie/17 (Robbie Bina/22, Taylor Chorney/19) :19. **Penalties** - Jimmy Kerr, MTU (slashing) 1:56; Drew Dobson, MTU (holding the stick) 11:41; Ryan Duncan, UND (hooking) 11:41; Joe Finley, UND (interference) 17:59.

3rd period - **Penalties** - Jimmy Kerr, MTU (10-minute misconduct) 10:35; Chay Genoway, UND (holding) 13:41. **Shots on goal** - MTU 4-2-5 11; UND 7-14-3 24.

Power plays - MTU 0 of 3; UND 0 of 2.

Penalties - MTU 5 (18 min); UND 5 (10 min).

Goalies - MTU, Michael-Lee Teslak 8-11-4 (59:24 minutes, 24 shots-22 saves), EMPTY NET (00:36, 0-0); UND, J.P. Lamoureux 24-9-4 (60:00, 11-10).

A: 11639 I: 2:05

Referee: Todd Anderson **ARs**: Kile Bergren; Nathan Freeman **Win**: J.P. Lamoureux (24-9-4). **Loss**: Michael-Lee Teslak (8-11-4).

MTU timeout at 19:33 of third.

UND Lineup

Duncan	Oshie	Miller
*Watkins	*VandeVelde	*Kaip
Kozek	Martens	Frattin
Marto	Zajac	Malone
Chorney	Bina	
*Finley	*Genoway	
Jones	LaPoint	
*Lamoureux	Walski	

- Game 39 -

March 21, 2008, WCHA Final Five

St. Paul, Minn., Xcel Energy Center

Denver 3, North Dakota 1

#6/6 Denver	0	1	2		3
#4/5 North Dakota	0	0	1		1

1st period - **Penalties** - Matt Glasser, DU (boarding) 1:57; Chris Butler, DU (hooking) 2:32; Derrick LaPoint, UND (holding) 9:30; Tyler Bozak, DU (hooking) 18:39; Chay Genoway, UND (unsportsmanlike conduct) 19:01; Andrew Thomas, DU (unsportsmanlike conduct) 19:01; Chris Butler, DU (unsportsmanlike conduct) 19:01; T.J. Oshie, UND (unsportsmanlike conduct) 19:01; Peter Mannino, DU (unsportsmanlike conduct) 19:01; Chris VandeVelde, UND (unsportsmanlike conduct) 19:01; Peter Mannino, DU (slashing) 19:01.

2nd period - 1, DU, Rhet Rakhshani/14 (Patrick Mullen/18, Tyler Bozak/16) 5:58 (pp). **Penalties** - Joe Finley, UND (slashing) 4:50; Taylor Chorney, UND (slashing) 15:42; Joe Finley, UND (slashing) 18:45.

3rd period - 2, UND, Taylor Chorney/3 (Darcy Zajac/5, Jake Marto/3) 6:16. 3, DU, Anthony Maiani/7 18:40. 4, DU, Matt Glasser/6 (Tyler Ruegsegger/11) 19:54 (empty net). **Penalties** - none.

Shots on goal - DU 11-8-11 30; UND 12-6-15 33.

Power plays - DU 1 of 4; UND 0 of 4.

Penalties - DU 7 (14 min); UND 7 (14 min).

Goalies - DU, Peter Mannino 24-13-1 (60:00 minutes, 33 shots-32 saves); UND, J.P. Lamoureux 24-10-4 (58:53, 29-27), EMPTY NET (01:07, 0-0).

Penalty shots - None.

A: 16768 I: 2:34

Referee: Todd Anderson **ARs**: Butch Mousseaux; Tim Swiader

Win: Peter Mannino (24-13-1). **Loss**: J.P. Lamoureux (24-10-4).

UND timeout at 18:40 of third.

UND Lineup

Duncan	Oshie	Miller
*Watkins	*VandeVelde	*Kaip
Kozek	Martens	Frattin
Marto	Zajac	Malone
Chorney	Bina	
*Finley	*Genoway	
Jones	LaPoint	
*Lamoureux	Walski	

- Game 40 -

March 22, 2008, WCHA Final Five

St. Paul, Minn., Xcel Energy Center

North Dakota 4, Colorado College 2

#4/5 North Dakota	1	2	1		4
#2/2 Colorado College	1	1	0		2

1st period - 1, CC, Chad Rau/28 (Mike Testwuide/10) 7:56. 2, UND, T.J. Oshie/18 (Taylor Chorney/20, Chris VandeVelde/17) 19:20 (pp). **Penalties** - Taylor Chorney, UND (boarding) 2:40; Jack Hillen, CC (holding) 8:13; T.J. Oshie, UND (slashing) 9:24; Ryan Lowery, CC (tripping) 17:27.

2nd period - 3, UND, Chris VandeVelde/15 (Taylor Chorney/21, T.J. Oshie/23) 5:01 (pp). 4, UND, Chay Genoway/7 (Jake Marto/4, Brad Malone/2) 10:27 (pp). 5, CC, Jimmy Kilpatrick/15 (Brian Connelly/16, Ryan Lowery/3) 16:36 (pp). **Penalties** - Kris Fredheim, CC (delaying the game) 3:48; Brad Malone, UND (kneeing) 8:10; Jack Hillen, CC (interference) 10:09; Nate Prosser, CC (slashing) 12:28; Kyle Radke, UND (hooking) 15:06.

3rd period - 6, UND, Darcy Zajac/3 (Kyle Radke/3, Jake Marto/5) 10:02. **Penalties** - Nate Prosser, CC (contact to the head) 2:45; Scott Thauwald, CC (roughing) 4:21; Brad Miller,

UND (roughing) 4:21; Nate Prosser, CC (delaying the game) 10:44.

Shots on goal - UND 18-12-5 35; CC 13-8-14 35.

Power plays - UND 3 of 7; CC 1 of 4.

Penalties - UND 5 (10 min); CC 8 (16 min).

Goalies - UND, J.P. Lamoureux 25-10-4 (60:00 minutes, 35 shots-33 saves); CC, Richard Bachman 25-8-1 (58:22, 35-31), EMPTY NET (01:38, 0-0).

A: 15981 I: 2:25

Referee: Don Adam **ARs**: Nathan Freeman; Dan Carey

Win: J.P. Lamoureux (25-10-4). **Loss**: Richard Bachman (25-8-1).

CC timeout at 18:25 of third.

UND Lineup

*Duncan	*Oshie	*Miller
Watkins	VandeVelde	Kaip
Kozek	Martens	Malone
Radke	Zajac	Frattin
*Chorney	*Bina	
Finley	Genoway	
Jones	Marto	
*Lamoureux	Walski	

- Game 41 -

March 29, 2008, NCAA Midwest Regional

Madison, Wis., Kohl Center

North Dakota 5, Princeton 1

#13/13 Princeton	0	0	1		1
#3/3 North Dakota	1	1	3		5

1st period - 1, UND, Andrew Kozek/17 (Chay Genoway/20, Jake Marto/6) 13:39 (pp). **Penalties** - Mark Magnowski, PRIN (tripping) 12:11; Taylor Fedun, PRIN (hooking) 14:37.

2nd period - 2, UND, Ryan Duncan/15 (T.J. Oshie/24, Matt Watkins/8) 16:18. **Penalties** - Mike Moore, PRIN (holding) 14:15; Taylor Chorney, UND (checking from behind) 19:25.

3rd period - 3, UND, Ryan Duncan/16 (Ryan Martens/9, Chay Genoway/21) 8:13 (pp). 4, UND, Ryan Duncan/17 (T.J. Oshie/25) 14:48 (empty net). 5, UND, Chay Genoway/8 16:28 (empty net) (sh). 6, PRIN, Cam MacIntyre/13 (Lee Jubinville/27) 19:27. **Penalties** - Brett Wilson, PRIN (interference) 6:23; Kevin Kaiser, PRIN (slashing) 13:54; Chay Genoway, UND (hit after whistle) 13:54; Matt Frattin, UND (rc) 16:19.

Shots on goal - PRIN 10-15-14 39; UND 7-5-6 18.

Power plays - PRIN 0 of 2; UND 2 of 4.

Penalties - PRIN 5 (10 min); UND 3 (6 min).

Goalies - PRIN, Zane Kalemba 19-11-0 (59:04 minutes, 16 shots-13 saves), EMPTY NET (00:56, 0-0); UND, J.P. Lamoureux 26-10-4 (59:58, 39-38), EMPTY NET (00:02, 0-0).

A: 9968 I: 2:24

Referee: Jeff Bunyon **ARs**: Tim Low; Chris Low.

Win: J.P. Lamoureux (26-10-4). **Loss**: Zane Kalemba (19-11-0).

UND Lineup

*Duncan	*Oshie	*Miller
Watkins	VandeVelde	Kaip
Kozek	Martens	Malone
Radke	Zajac	Frattin
*Chorney	*Bina	
Finley	Genoway	
Jones	Marto	
*Lamoureux	Walski	

- Game 42 -

March 30, 2008, NCAA Midwest Regional
Madison, Wis., Kohl Center
North Dakota 3, Wisconsin 1

#3/3 North Dakota	0	0	2	1	3
#17/- Wisconsin	0	2	0	0	2

1st period - Penalties - Kyle Turris, UW (obstruction-holding) 5:41; Matt Watkins, UND (obstruction-holding) 9:28; Ben Grotting, UW (high sticking) 18:23; Joe Finley, UND (high sticking) 18:23.

2nd period - 1, UW, Jamie McBain/5 (Kyle Turris/24, Davis Drewiske/16) 5:38. 2, UW, Cody Goloubef/4 (Patrick Johnson/13, Kyle Klubertanz/16) 19:21 (pp). **Penalties** - Kyle Radke, UND (charging) 3:36; Kyle Radke, UND (rc) 12:54; Brad Miller, UND (tripping) 17:25; Kyle Klubertanz, UW (holding the stick) 19:50.

3rd period - 3, UND, Rylan Kaip/8 (Matt Frattin/11, Matt Watkins/9) 3:33. 4, UND, Ryan Duncan/18 (T.J. Oshie/26) 4:20. **Penalties** - Ryan McDonagh, UW (rc) 8:24.

OT period - 5, UND, Andrew Kozek/18 (Robbie Bina/23, T.J. Oshie/27) 1:47. **Penalties** - none.

Shots on goal - UW 17-13-12-1 43; UND 10-9-10-2 31.

Power plays - UW 1 of 4; UND 0 of 3.

Penalties - UW 4 (8 min); UND 5 (10 min).

Goalies - UW, Shane Connelly 15-16-5 (61:47, 43-41). **A:** 9816 **T:** 2:53

Referee: Matt Shegos **ARs:** Tony Molina; Bruce Vida, Jr. **Win:** J.P. Lamoureux (27-10-4). **Loss:** Shane Connelly (15-16-5).

Timeout UW at 19:26 of the 3rd period.
North Dakota advances to the Frozen Four.

UND Lineup

*Duncan	*Oshie	*Miller
Watkins	VandeVelde	Kaip
Kozek	Martens	Malone
Radke	Zajac	Frattin
*Chorney	*Bina	
Finley	Genoway	
Jones	Marto	
*Lamoureux		
Walski		

- Game 43 -

April 10, 2008, NCAA Frozen Four Semifinal
Denver, Colo., Pepsi Center
Boston College 6, North Dakota 1

#3/3 North Dakota	0	0	1		1
#7/3 Boston College	0	2	0	0	2

1st period - 1, BC, Andrew Orpik/7 (Kyle Kucharski/6) 7:08. 2, BC, Nathan Gerbe/31 13:14 (sh). 3, BC, Nathan Gerbe/32 (Brian Gibbons/19, Carl Sneep/21) 15:13. 4, BC, Dan Bertram/10 (Pat Gannon/17) 19:45. **Penalties** - Darcy Zajac, UND (slashing) 7:08; Kyle Kucharski, BC (hooking) 8:45; Pat Gannon, BC (tripping) 12:00; Matt Watkins, UND (roughing) 14:23; Dan Bertram, BC (roughing) 14:23; Joe Finley, UND (roughing) 14:23; Matt Price, BC (roughing) 14:23; Rylan Kaip, UND (unsportsmanlike conduct) 14:59; Mike Brennan, BC (unsportsmanlike conduct) 14:59.

2nd period - 5, BC, Nathan Gerbe/33 (Ben Smith/23, Dan Bertram/26) 6:37 (pp). 6, BC, Ben Smith/24 (Nathan Gerbe/31, Brian Gibbons/20) 11:58. **Penalties** - Nick Petrecki, BC (interference) :24; Robbie Bina, UND (obstruction-hooking) 5:49; T.J. Oshie, UND (charging) 7:11; Matt Price, BC (roughing) 9:38; Kyle Radke, UND (roughing) 12:26; Andrew Orpik, BC (roughing) 12:26; Anthony Aiello, BC (roughing) 12:26; Rylan Kaip, UND (obstruction-holding) 17:55.

3rd period - 7, UND, Jake Marto/2 (Matt Watkins/10) 18:44. **Penalties** - Kyle Radke, UND (hooking) 2:25; Carl Sneep, BC (high sticking) 5:43; Nick Petrecki, BC (hc) 13:28; Nick Petrecki, BC (boarding) 13:28.

Shots on goal - BC 13-8-6 27; UND 12-5-13 30.

Power plays - BC 1 of 5; UND 0 of 8.

Penalties - BC 12 (24 min); UND 9 (18 min).

Goalies - BC, John Muse 24-11-8 (60:00 minutes, 30 shots-29 saves); UND, J.P. Lamoureux 27-11-4 (60:00, 27-21).


A: 18543 **T:** 2:22

Referee: Matt Shegos **ARs:** Brent Gaulik; Bruce Vida **Win:** John Muse (24-11-8). **Loss:** J.P. Lamoureux (27-11-4).

UND Lineup

*Watkins	*Kaip	*Frattin
Duncan	Oshie	Kozek
Miller	VandeVelde	Martens
Radke	Zajac	Malone
*Finley	*Genoway	
Chorney	Bina	
Jones	Marto	
*Lamoureux		
Walski		

07-08 GAME SUMMARIES



"Mr. Hockey," Detroit Red Wings hall of famer Gordie Howe, drops the ceremonial first puck at Engelstad Arena.



The Fighting Sioux attract a large and passionate fan following wherever they play.



The Fighting Sioux salute the fans at Ralph Engelstad Arena following a WCHA regular season sweep of Michigan Tech.

2007-08 UND Team Superlatives

Largest Margin of Victory: 6 (twice), 6-0 win vs. Michigan State (Oct. 13); 6-0 win at Michigan Tech (Oct. 27)

Largest Margin of Defeat: 5, 6-1 loss vs. Boston College (Apr. 10)

Most Goals, Game: 8, 8-3 win vs. Minnesota Duluth (Nov. 23)

Most Goals, First Period: 3 (three times), 8-3 win vs. Minnesota Duluth (Nov. 23); 6-2 win at St. Cloud State (Jan. 5); 5-1 win vs. Bemidji State (Feb. 23)

Most Goals, Second Period: 4, 6-0 win at Michigan Tech (Oct. 27)

Most Goals, Third Period: 4 (twice), 8-3 win vs. Minnesota Duluth (Nov. 23); 4-2 win vs. Minnesota (Dec. 7)

Most Goals Allowed, Game: 7, 7-4 loss vs. New Hampshire (Dec. 29)

Most Goals Allowed, First Period: 4, 6-1 loss vs. Boston College (Apr. 10)

Most Goals Allowed, Second Period: 3, 5-4 win vs. Denver (Feb. 15)

Most Goals Allowed, Third Period: 5, 7-4 loss vs. New Hampshire (Dec. 29)

Most Shots, Game: 44, 7-4 loss vs. New Hampshire (Dec. 29)

Most Shots, First Period: 18 (twice), 4-1 loss vs. Colorado College (Nov. 3); 4-2 win vs. Colorado College (March 22)

Most Shots, Second Period: 20, 2-0 win at Minnesota Duluth (March 1)

Most Shots, Third Period: 25, 4-0 loss at Wisconsin (Nov. 9)

Most Shots, Overtime Period: 4, 2-1 ot win at Minnesota (Feb. 1)

Most Shots Allowed, Game: 43, 3-2 ot win at Wisconsin (March 30)

Most Shots Allowed, First Period: 17, 3-2 ot win at Wisconsin (March 30)

Most Shots Allowed, Second Period: 16, 3-1 win vs. Alaska Anchorage (Jan. 26)

Most Shots Allowed, Third Period: 24, 3-1 win at Denver (Dec. 1)

Most Shots Allowed, Overtime Period: 3 (twice), 1-1 ot tie at Minnesota (Feb. 2); 3-2 ot loss vs. Michigan Tech (March 15)

Fewest Shots, Game: 13, 3-1 win vs. Alaska Anchorage (Jan. 26)

Fewest Shots, Regulation Period: 2, 1st period, 2-1 ot win at Minnesota (Feb. 1)

Fewest Shots, First Period: 2, 2-1 ot win at Minnesota (Feb. 1)

Fewest Shots, Second Period: 3, 3-1 win vs. Alaska Anchorage (Jan. 26)

Fewest Shots, Third Period: 3, 2-1 win vs.

Michigan Tech (March 16)

Fewest Shots, Overtime Period: 0, 3-2 ot loss vs. Michigan Tech (March 15)

Fewest Shots Allowed, Game: 11, 2-1 win vs. Michigan Tech (March 16)

Fewest Shots Allowed, Regulation Period: 0 (twice), 2nd period, 3-2 loss at St. Cloud State (Jan. 4); 1st period, 4-0 win vs. Michigan Tech (March 14)

Fewest Shots Allowed, First Period: 0, 4-0 win vs. Michigan Tech (March 14)

Fewest Shots Allowed, Second Period: 0, 3-2 loss at St. Cloud State (Jan. 4)

Fewest Shots Allowed, Third Period: 4 (twice), 8-3 win vs. Minnesota Duluth (Nov. 23); 1-0 win vs. Bemidji State (Feb. 24)

Fewest Shots Allowed, Overtime Period: 0 (twice), 2-1 ot win at Minnesota (Feb. 1); 2-1 ot win at Minnesota Duluth (March 2)

Most Penalty Minutes, Game: 91, 1-1 ot tie at Minnesota (Feb. 2)

Most Opponent Penalty Minutes, Game: 82, 3-1 win at Wisconsin (Nov. 10)

Most Combined Penalty Minutes: 172, 3-1 win at Wisconsin (Nov. 10)

Fewest Penalty Minutes, Game: 4 (three times), 5-4 win vs. Denver (Feb. 15); 1-1 ot tie vs. St. Cloud State (March 7); 2-2 ot tie vs. St. Cloud State (March 8)

Fewest Opponent Penalty Minutes, Game: 2, 1-1 ot tie vs. St. Cloud State (March 7)

Most Power Play Goals, Game: 4, 5-1 win vs. Bemidji State (Feb. 23)

Most Power Play Opportunities, Game: 10, 5-1 win vs. Bemidji State (Feb. 23)

Best Penalty Kill: 7/7 (three times), 3-0 win at Northeastern (Oct. 20); 6-0 win at Michigan Tech (Oct. 27); 3-1 win at Denver (Dec. 1)

Most Opponent Power Play Goals, Game: 2 (three times), 4-2 win vs. Minnesota (Dec. 7); 5-3 win at Minnesota State (Jan. 19); 3-2 ot loss vs. Michigan Tech (March 15)

Most Opponent Power Play Opportunities, Game: 8 (twice), 3-1 win at Wisconsin (Nov. 10); 6-2 win at St. Cloud State (Jan. 5)

Best Opponent Penalty Kill: 6/6 (five times), 3-1 win vs. New Hampshire (Dec. 28); 3-1 win vs. Alaska Anchorage (Dec. 26); 2-1 ot win at Minnesota (Feb. 1); 1-1 ot tie at Minnesota (Feb. 2); 2-1 ot win at Minnesota Duluth (March 2)

2007-08 UND Individual Superlatives

Most Goals, Game: 3 (three times), by T.J. Oshie, 6-0 win at Michigan Tech (Oct. 27); by Andrew Kozek, 5-4 win vs. Denver (Feb. 15); by Ryan Duncan, 5-1 win vs. Princeton (March 29)

Most Assists, Game: 3 (five times), by Ryan Duncan, 6-0 win at Michigan Tech (Oct. 27); by Robbie Bina, 6-2 win vs. Colorado College (Nov. 3); by Matt Frattin, 5-3 win at Minnesota State (Jan. 19); by Ryan Duncan, 5-4 win vs. Denver (Feb. 15); by T.J. Oshie, 5-1 win vs. Bemidji State (Feb. 24)

Most Points, Game: 4 (twice), by Andrew Kozek (3g, 1a), 5-4 win vs. Denver (Feb. 15); by Ryan Duncan (1g, 3a), 5-4 win vs. Denver (Feb. 15)

Most Goalie Saves, Game: 41, by Jean-Philippe Lamoureux, 3-2 ot win at Wisconsin (March 30)

Most Goalie Saves, Period: 24, by Jean-Philippe Lamoureux, 3rd period, 3-1 win at Denver (Dec. 1)

Fewest Goalie Saves, Full Regulation Period: 0 by Jean-Philippe Lamoureux, 2nd period, 3-2 loss at St. Cloud State (Jan. 4); 0 by Jean-Philippe Lamoureux, 1st period, 4-0 win vs. Michigan Tech (March 14)

Longest Goal-Scoring Streak: 3 games by Andrew Kozek (Oct. 20-Oct. 27); 3 games by Chay Genoway (Jan. 12-Jan. 19)

Current: 2 games by Ryan Duncan and Andrew Kozek (March 29-current)


Longest Point-Scoring Streak: 8 games by T.J. Oshie (Dec. 29-Jan. 26)

Current: 3 games by T.J. Oshie (March 22-March 30)

07-08 SEASON IN REVIEW

2007-08 Fighting Sioux Line Combinations

Date	Opp	Result	Forward (LW-C-RW)	Forward (LW-C-RW)	Forward (LW-C-RW)	Forward (LW-C-RW)	Defense (L-R)	Defense (L-R)	Defense (L-R)	Goalies
O 13	Mich. St.	W, 6-0	Duncan-Oshie-Frattin	Malone-Kaip-Watkings	Trupp-Vande Velde-Kozek	Radke-Zajac-Miller	Chorney-Genoway	Finley-Bina	Jones-LaPoint	Lamoureux-Graco-Walski
O 19	at BC	T, 0-0	Duncan-Oshie-Frattin	Malone-Kaip-Watkings	Trupp-Vande Velde-Kozek	Radke-Zajac-Miller	Chorney-Genoway	Finley-Bina	Jones-LaPoint	Lamoureux-Graco
O 20	at NU	W, 3-0	Watkins-Kaip-Miller	Duncan-Oshie-Frattin	Trupp-Vande Velde-Kozek	Radke-Zajac-Martens	Finley-Bina	Chorney-Genoway	Jones-Marto	Lamoureux-Graco
O 26	at MTU	L, 1-3	Duncan-Vande Velde-Oshie	Watkins-Kaip-Frattin	Kozek-Zajac-Miller	Radke-Trupp-Martens	Finley-Bina	Chorney-Genoway	Jones-LaPoint	Lamoureux-Walski
O 27	at MTU	W, 6-0	Duncan-Vande Velde-Oshie	Watkins-Kaip-Frattin	Kozek-Zajac-Miller	Trupp-Martens-Forney	Finley-Bina	Chorney-Genoway	Jones-LaPoint	Lamoureux-Graco-Walski
N 2	CC	W, 6-1	Duncan-Vande Velde-Oshie	Watkins-Kaip-Frattin	Kozek-Zajac-Miller	Radke-Trupp-Martens	Finley-Bina	Chorney-Genoway	Marto-LaPoint	Lamoureux-Graco-Walski
N 3	CC	L, 1-4	Duncan-Vande Velde-Oshie	Watkins-Kaip-Frattin	Kozek-Zajac-Miller	Radke-Trupp-Martens	Finley-Bina	Chorney-Genoway	Marto-LaPoint	Lamoureux-Graco-Walski
N 9	at UW	L, 0-4	Duncan-Vande Velde-Oshie	Watkins-Kaip-Frattin	Kozek-Zajac-Miller	Malone-Zajac-Frattin	Jones-Chorney	Jones-Chorney	Marto-LaPoint	Lamoureux-Walski
N 10	at UW	W, 3-1	Duncan-Vande Velde-Oshie	Watkins-Kaip-Frattin	Kozek-Zajac-Miller	Malone-Zajac-Frattin	Finley-Bina	Jones-Chorney	Marto-LaPoint	Lamoureux-Walski
N 23	UMD	W, 8-3	Duncan-Vande Velde-Oshie	Watkins-Kaip-Frattin	Kozek-Zajac-Miller	Malone-Zajac-Frattin	Finley-Bina	Jones-Chorney	Marto-LaPoint	Lamoureux-Walski
N 24	UMD	L, 2-4	Duncan-Vande Velde-Oshie	Watkins-Kaip-Frattin	Kozek-Zajac-Miller	Malone-Zajac-Frattin	Finley-Bina	Jones-Chorney	Marto-LaPoint	Lamoureux-Walski
N 30	at DU	L, 0-1	Duncan-Vande Velde-Oshie	Watkins-Kaip-Frattin	Kozek-Zajac-Miller	Malone-Zajac-Frattin	Finley-Bina	Jones-Chorney	Marto-LaPoint	Lamoureux-Walski
D 1	at DU	W, 3-1	Duncan-Vande Velde-Oshie	Watkins-Kaip-Frattin	Kozek-Zajac-Miller	Malone-Zajac-Frattin	Finley-Bina	Jones-Chorney	Marto-LaPoint	Lamoureux-Walski
D 7	MINN	W, 4-2	Duncan-Vande Velde-Oshie	Watkins-Kaip-Frattin	Kozek-Zajac-Miller	Malone-Zajac-Frattin	Finley-Bina	Jones-Chorney	Marto-LaPoint	Lamoureux-Walski
D 8	MINN	L, 3-4	Duncan-Vande Velde-Oshie	Watkins-Kaip-Frattin	Kozek-Zajac-Miller	Malone-Zajac-Frattin	Finley-Bina	Jones-Chorney	Marto-LaPoint	Lamoureux-Walski
D 28	UNH	W, 3-1	Duncan-Oshie-Kaip	Watkins-Vande Velde-Kozek	Genoway-Trupp-Kozek	Malone-Zajac-Martens	Chorney-LaPoint	Finley-Bina	Jones-Marto	Lamoureux-Walski
D 29	UNH	L, 4-7	Duncan-Oshie-Kaip	Watkins-Vande Velde-Kozek	Radke-Zajac-Martens	Genoway-Trupp-Frattin	Chorney-Bina	Finley-Marto	Jones-Genoway	Lamoureux-Walski
J 4	at SCSU	L, 2-3	Duncan-Vande Velde-Miller	Watkins-Kaip-Kozek	Radke-Zajac-Martens	Kozek-Trupp-Forney	Chorney-Bina	Finley-Genoway	Jones-Marto	Lamoureux-Walski
J 5	at SCSU	W, 6-2	Duncan-Vande Velde-Kaip	Duncan-Oshie-Miller	Radke-Zajac-Martens	Kozek-Trupp-Forney	Chorney-Bina	Finley-Genoway	Jones-Marto	Lamoureux-Walski
J 11	MTU	W, 4-1	Watkins-Vande Velde-Kaip	Duncan-Oshie-Miller	Trupp-Zajac-Frattin	Radke-Malone-Kozek	Chorney-Bina	Finley-Genoway	Jones-Marto	Lamoureux-Walski
J 12	MTU	W, 4-1	Watkins-Vande Velde-Kaip	Duncan-Oshie-Miller	Trupp-Zajac-Frattin	Radke-Malone-Davidson	Chorney-Bina	Finley-Genoway	Jones-Marto	Lamoureux-Walski
J 18	at MSU	W, 2-1	Watkins-Vande Velde-Kaip	Duncan-Oshie-Trupp	Kozek-Zajac-Frattin	Radke-Malone-Martens	Chorney-Bina	Finley-Genoway	Jones-Marto	Lamoureux-Walski
J 19	at MSU	W, 5-3	Duncan-Oshie-Kozek	Watkins-Vande Velde-Martens	Trupp-Zajac-Frattin	Radke-Malone-Davidson	Chorney-Bina	Finley-Genoway	Jones-Marto	Lamoureux-Walski
J 25	UAA	W, 3-1	Watkins-Vande Velde-Kaip	Kozek-Duncan-Oshie	Trupp-Zajac-Frattin	Radke-Malone-Martens	Chorney-Bina	Finley-Genoway	Jones-Marto	Lamoureux-Walski
J 26	UAA	W, 3-1	Kozek-Duncan-Oshie	Watkins-Vande Velde-Kaip	Trupp-Zajac-Frattin	Radke-Malone-Davidson	Chorney-Bina	Finley-Genoway	Jones-Marto	Lamoureux-Walski
F 1	at MINN	W, 2-1 (ot)	Watkins-Vande Velde-Kaip	Kozek-Duncan-Oshie	Trupp-Zajac-Frattin	Radke-Malone-Martens	Chorney-Bina	Finley-Genoway	Jones-Marto	Lamoureux-Walski
F 2	at MINN	T, 1-1 (ot)	Watkins-Vande Velde-Kaip	Kozek-Duncan-Oshie	Trupp-Zajac-Frattin	Radke-Malone-Martens	Chorney-Bina	Finley-Genoway	Jones-Marto	Lamoureux-Walski
F 15	DU	W, 5-4	Kozek-Duncan-Oshie	Watkins-Vande Velde-Kaip	Trupp-Zajac-Frattin	Radke-Malone-Martens	Chorney-Bina	Finley-Genoway	Jones-Marto	Lamoureux-Walski
F 16	DU	W, 4-1	Kozek-Duncan-Oshie	Watkins-Vande Velde-Kaip	Trupp-Zajac-Frattin	Radke-Malone-Martens	Chorney-Bina	Finley-Genoway	Jones-Marto	Lamoureux-Walski
F 23	BSU	W, 5-1	Kozek-Duncan-Oshie	Watkins-Vande Velde-Kaip	Trupp-Zajac-Frattin	Radke-Malone-Martens	Chorney-Bina	Finley-Genoway	Jones-Marto	Lamoureux-Walski
F 24	BSU	W, 1-0	Kozek-Duncan-Oshie	Watkins-Vande Velde-Kaip	Trupp-Zajac-Frattin	Radke-Malone-Martens	Chorney-Bina	Finley-Genoway	Jones-Marto	Lamoureux-Walski
M 1	at UMD	W, 2-0	Kozek-Duncan-Oshie	Watkins-Vande Velde-Kaip	Trupp-Zajac-Frattin	Radke-Malone-Martens	Chorney-Bina	Finley-Genoway	Jones-Marto	Lamoureux-Walski
M 2	at UMD	W, 2-1 (ot)	Kozek-Duncan-Oshie	Watkins-Vande Velde-Kaip	Trupp-Zajac-Frattin	Radke-Malone-Martens	Chorney-Bina	Finley-Genoway	Jones-Marto	Lamoureux-Walski
M 7	SCSU	T, 1-1 (ot)	Kozek-Duncan-Oshie	Watkins-Vande Velde-Kaip	Trupp-Zajac-Frattin	Radke-Malone-Martens	Chorney-Bina	Finley-Genoway	Jones-Marto	Lamoureux-Walski
M 8	SCSU	T, 2-2 (ot)	Kozek-Duncan-Oshie	Watkins-Vande Velde-Kaip	Trupp-Zajac-Frattin	Radke-Malone-Martens	Chorney-Bina	Finley-Genoway	Jones-Marto	Lamoureux-Walski
M 14	MTU	W, 4-0	Kozek-Oshie-Duncan	Watkins-Vande Velde-Kaip	Trupp-Zajac-Frattin	Radke-Malone-Martens	Chorney-Bina	Finley-Genoway	Jones-Marto	Lamoureux-Walski
M 15	MTU	L, 2-3 (ot)	Kozek-Oshie-Duncan	Watkins-Vande Velde-Kaip	Trupp-Zajac-Frattin	Radke-Malone-Martens	Chorney-Bina	Finley-Genoway	Jones-Marto	Lamoureux-Walski
M 16	MTU	W, 2-1	Duncan-Oshie-Miller	Watkins-Vande Velde-Kaip	Trupp-Zajac-Frattin	Radke-Malone-Martens	Chorney-Bina	Finley-Genoway	Jones-Marto	Lamoureux-Walski
M 21	vs. DU	L, 1-3	Duncan-Oshie-Miller	Watkins-Vande Velde-Kaip	Trupp-Zajac-Frattin	Radke-Malone-Martens	Chorney-Bina	Finley-Genoway	Jones-Marto	Lamoureux-Walski
M 22	vs. CC	W, 4-2	Duncan-Oshie-Miller	Watkins-Vande Velde-Kaip	Trupp-Zajac-Frattin	Radke-Malone-Martens	Chorney-Bina	Finley-Genoway	Jones-Marto	Lamoureux-Walski
M 29	vs. Prince	W, 5-1	Duncan-Oshie-Miller	Watkins-Vande Velde-Kaip	Trupp-Zajac-Frattin	Radke-Malone-Martens	Chorney-Bina	Finley-Genoway	Jones-Marto	Lamoureux-Walski
M 30	at UW	W, 3-2 (ot)	Duncan-Oshie-Miller	Watkins-Vande Velde-Kaip	Trupp-Zajac-Frattin	Radke-Malone-Martens	Chorney-Bina	Finley-Genoway	Jones-Marto	Lamoureux-Walski
A 10	vs. BC	L, 1-6	Duncan-Oshie-Kozek	Watkins-Kaip-Frattin	Miller-Vande Velde-Martens	Radke-Zajac-Malone	Chorney-Bina	Finley-Genoway	Jones-Marto	Lamoureux-Walski



*WCHA Commissioner
Bruce McLeod*

With a noteworthy past that spans six decades and marks its 57th season overall in 2008-09, three characteristics that continue to define the Western Collegiate Hockey Association are history, tradition and success.

From its founding days as the Midwest Collegiate Hockey League (MCHL) from 1951-53, to the Western Intercollegiate Hockey League (WIHL) from 1953-58, then on to the Western Collegiate Hockey Association in 1959, this prestigious athletic conference has developed and maintained a tradition of excellence that truly is second to none.

In fact, no collegiate conference - in any sport - can top the impressive list of national scale accomplishments of the WCHA and its member teams.

Since 1951, teams representing the men's WCHA have earned a record 36 NCAA (national) championships, finished as the national runner-up another 27 times, and qualified for a berth in collegiate hockey's national championship round - the NCAA Men's Frozen Four - in 53 of 56 seasons overall.

In addition to its successes in national championship tournament play over the years, the Western Collegiate Hockey Association owns an enviable reputation for producing outstanding coaches and student-athletes, with hundreds upon hundreds of its alumni moving on to successful professional and Olympic playing careers. On top of the more than 200 men's and women's league alumni who have Olympic experience playing for the likes of the U.S., Canada, Italy, Norway, Austria, Germany, Sweden, Finland, and France, conference-member teams and players have also received additional international exposure on a regular basis since 1951.

The WCHA has hosted touring teams from the USSR, Canada, Sweden, Czechoslovakia, Latvia, Germany, Italy, Finland, Norway, Switzerland, England and France. The league has also sent men's WCHA All-Star Teams to Europe in both 1998 (Switzerland) and 2000 (Norway) and hopes to make another overseas trip in the future.

Just a few of the more than 400 past and present National Hockey Leaguers who have roots in the men's WCHA include the likes of legendary goaltenders Tony Esposito, Eddio Mio and Glenn "Chico" Resch, defensemen Keith Magnuson, Lou Nanne and Curt Giles, and forwards Lou Angotti, Bill Masterton, Bill "Red" Hay, Red Berenson, Glenn Anderson, Mark Johnson, Mike Richter, Brett Hull. The current crop of WCHA stars playing in the NHL include the likes of Chris Chelios, Dany Heatley, Mark Parrish, Jordan Leopold, Curtis Joseph, Jason Blake, Tyler Arnason, Andy Sutton, Bret Hedican, Matt Carle, Joe Pavelski, Zach Parise, Jonathan Toews and Tom Gilbert. In the most recent season of 2007-08, there were 90 WCHA alums who earned playing time in the NHL, four former WCHA stand-outs - Chris Chelios, Dallas Drake, Brian Rafalski and Mark Hartigan earned

Stanley Cups as members of the champion Detroit Red Wings, Jason Blake earned the NHL's prestigious Bill Masterton Memorial Trophy, both Jonathan Toews and Tim Gilbert earned spots on the 2008 NHL All-Rookie Team, and former league standout Tony Granato was named head coach of the Colorado Avalanche, joining fellow WCHA alum and NHL head coach Dave Tippett of the Dallas Stars behind a pro bench.

WCHA home attendance for men's games surpassed the 1.5 million mark for the sixth straight season in 2007-08 while the average per home game at member team arenas was 7,317. The WCHA has now surpassed the one million mark in home attendance 15 straight seasons.

In terms of exposure, more than 200 WCHA men's games were televised in 2007-08, including all five games live from the 2008 Red Baron WCHA Final Five by Fox Sports Net North. All four NCAA regionals, and all three games at the 2008 NCAA Men's Frozen Four in Denver were televised live by ESPN and ESPN2.

The conference's annual playoff championship, known as the Red Baron WCHA Final Five, continues to be among the most successful collegiate tournaments of its kind. Held at Xcel Energy Center in St. Paul, the WCHA Final Five has drawn nearly 1.2 million fans since its inception in 1987 - including a record 88,900 in 2007 and the third highest total ever of 86,855 in 2008.

2007-08 WCHA Season Highlights

The WCHA placed a Division I conference record six teams into the 2008 NCAA tournament, with North Dakota earning the No. 2 seed for the Midwest Regional in Madison, regular season champion and MacNaughton Cup-winner Colorado College earning the No. 2 seed for the West Regional in Colorado Springs, Colo., 2008 Red Baron WCHA Final Five and Broadmoor Trophy-champion University of Denver earning the No. 2 seed in the Midwest Regional, St. Cloud State University earning the No. 2 seed for the East Regional in Albany, N.Y., University of Minnesota earning the No. 3 seed for the Northeast Regional in Worcester, Mass., and University of Wisconsin earning the No. 3 seed for the Midwest Regional.

At the conclusion of the Frozen Four, the WCHA's non-conference record for 2007-08 stood at an impressive 49-22-10 for a .667 winning percentage. Over the past eight seasons, Western Collegiate Hockey Association-member teams are now a collective 397-175-64 vs teams from the five other Division I men's conferences over 636 games, for a winning percentage of .675.

In the two final 2007-08 Div. I men's college hockey polls, the WCHA was well represented, having seven teams ranked among the nation's top clubs, with two others earning votes. In the final USA Today poll, North Dakota was No. 4, Colorado College was No. 8, Denver was No. 9, Minnesota was No. 12, Wisconsin was No. 13, St. Cloud State was No. 14, and Minnesota State was No. 15.

In home attendance numbers, the WCHA again led the nation after topping the 1.5 million mark for a record sixth straight season. The league and its member teams drew 1,508,499 fans to 207 games, an average of 7,317 per game. The 2007-08 campaign also marked the 15th consecutive season the WCHA has drawn in excess of 1,000,000 fans.

Administration	Public Relations	Supervisor of Officials
Bruce M. McLeod Commissioner	Doug Spencer, Associate Commissioner for Public Relations	Greg Shepherd
Carol LaBelle, Assistant Commissioner of Operations	559 D'Onofrio Drive Ste. 103	215 E. Kathleen Drive W. St. Paul, MN 55118
2190 South High Street Denver, CO 80208-0320	Madison, WI 53719-2096	Phone: 651-229-2507
Phone: 303-871-4223	Phone: 608-829-0100	Fax: 651-229-2396
Fax: 303-871-2600	Fax: 608-829-0200	
	Email: dspencer@mail- bag.com	www.wcha.com

2007-08 WCHA Individual Awards

Player of the Year Richard Bachman, Colorado College
Student-Athlete of the Year Joel Hanson, Minnesota State
Defensive Player of the Year Jack Hillen, Colorado College
Rookie of the Year Richard Bachman, Colorado College
Coach of the Year Troy Jutting, Minnesota State

All-WCHA First Team

Pos.	Name	Team	Yr.	WCHA Stats
F	Chad Rau	Colorado College	Jr.	28 Gp, 23-10-33
F	T.J. Oshie	North Dakota	Jr.	27 Gp, 12-17-29
F	Ryan Lasch	St. Cloud State	So.	28 Gp, 17-17-34
D	Jack Hillen	Colorado College	Sr.	28 Gp, 4-19-23
D	Taylor Chorney	North Dakota	Jr.	28 Gp, 2-14-16
G	Richard Bachman	Colorado College	Fr.	19-5-1, 1.75, .937

All-WCHA Second Team

Pos.	Name	Team	Yr.	WCHA Stats
F	Andreas Nodl	St. Cloud State	So.	28 Gp, 15-16-31
F	Ryan Duncan	North Dakota	Jr.	28 Gp, 9-19-28
F	Garrett Roe	St. Cloud State	Fr.	27 Gp, 11-17-28
D	Chris Butler	Denver	Jr.	28 Gp, 2-10-12
D	Chay Genoway	North Dakota	So.	23 Gp, 5-13-18
G	J.P. Lamoureux	North Dakota	Sr.	18-7-3, 1.74, .929

All-WCHA Third Team

Pos.	Name	Team	Yr.	WCHA Stats
F	Tyler Bozak	Denver	Fr.	28 Gp, 12-12-24
F	Blake Wheeler	Minnesota	Jr.	28 Gp, 10-13-23
F	Kyle Turris	Wisconsin	Fr.	26 Gp, 6-13-19
D	Robbie Bina	North Dakota	Sr.	28 Gp, 1-16-17
D	Jamie McBain	Wisconsin	So.	25 Gp, 2-14-16
G	Peter Mannino	Denver	Sr.	16-11-1, 2.38, .913

All-WCHA Rookie Team

Pos.	Name	Team	Yr.	WCHA Stats
F	Kyle Turris	Wisconsin	Fr.	26 Gp, 6-13-19
F	Tyler Bozak	Denver	Fr.	28 Gp, 12-12-24
F	Garrett Roe	St. Cloud State	Fr.	27 Gp, 11-17-28
D	Ryan McDonagh	Wisconsin	Fr.	28 Gp, 3-4-7
D	Cade Fairchild	Minnesota	Fr.	28 Gp, 2-8-10
G	Richard Bachman	Colorado College	Fr.	19-5-1, 1.75, .937

WCHA All-Academic Team

Alaska Anchorage (9): Luke Beaverson*, Peter Cartwright*, Paul Crowder, Trevor Hunt, Shane Lovdahl, Josh Lunden, Jon Olthuis, Mat Robinson*, Chris Tarkir*

Colorado College (9): Jake Gannon*, Jack Hillen*, Brian McMillin, Scott McCulloch*, Chad Rau, Bill Sweatt, Mike Testwuide, Scott Thauwald*, Andreas Vlassopoulos*

Denver (9): Zach Blom*, Brian Gifford, Matt Glasser, Peter Mannino, Rhett Rakhshani, Tyler Ruegsegger, J.P. Testwuide*, Andrew Thomas*, Brandon Vossberg

Michigan Tech (9): Ryan Angelow*, Alex Gagne*, Kevin Hachey*, Derek Kitt*, Mark Malekoff*, John Schwarz*, Tyler Shelast*, Mike VanWagner, Eli Vlaisavljevich

Minnesota (6): Juston Bostrom*, Mike Howe*, Evan Kaufmann*, Derek Peltier*, Thomas Pohl*, Brian Schack

Minnesota Duluth (8): Andrew Carroll*, Jason Garrison*, Michael Gergen*, Matt Greer*, Matt McKnight, Trent Palm, Chase Ryan, MacGregor Sharp*

Minnesota State (6): Nick Canzanello, Joel Hanson*, R.J. Linder*, Dan Tormey*, Matt Tyree*, Jason Wiley

North Dakota (10): Robbie Bina*, Ryan Duncan*, Joe Finley*, Michael Forney, Chay Genoway, Andrew Kozek, Ryan Martens*, Aaron Walski*, Matt Watkins*, Darcy Zajac

St. Cloud State (8): Jon Ammerman, Brent Borgen, Aaron Brocklehurst*, Ryan Lasch, Marty Mjelleli*, Garrett Raboin, Matt Stephenson*, John Swanson

Wisconsin (6): Aaron Bendickson, Shane Connelly, Matthew Ford*, Tom Gorowsky*, Ryan Jeffery*, Ben Street*

* – Indicates repeat selection from 2006-07 team

2007-08 Final WCHA Standings

Rk	Team	W-L-T	Pts	Pct.	GF-GA	Overall	Pct.	GF-GA
1	Colorado College	21-6-1	43	.768	95-52	28-12-1	.695	136-88
2	North Dakota	18-7-3	39	.696	85-53	28-11-4	.698	129-80
3	Denver	16-11-1	33	.589	75-67	26-14-1	.646	116-94
4	Minnesota State	12-12-4	28	.500	71-75	19-16-4	.538	106-97
	St. Cloud State	12-12-4	28	.500	79-74	19-16-5	.538	118-94
6	Wisconsin	11-12-5	27	.482	68-68	16-17-7	.488	114-102
7	Minnesota	9-12-7	25	.446	64-70	19-17-9	.522	109-109
8	Minnesota Duluth	9-14-4	23	.411	55-76	13-17-6	.444	74-91
9	Michigan Tech	9-15-4	22	.393	55-77	14-20-5	.423	78-99
10	Alaska Anchorage	3-19-6	12	.214	54-89	7-21-8	.306	81-112

Scoring Leaders (all games)

Rk	Name (Team, Yr., Pos.)	GP	PPG	G	A	Pts.
1.	Ryan Lasch (SCSU, So., F)	40	1.32	25	28	53
2.	T.J. Oshie (UND, Jr., F)	42	1.07	18	27	45
	Garrett Roe (SCSU, Fr., F)	39	1.15	18	27	45
4.	Andreas Nodl (SCSU, So., F)	40	1.10	18	26	44
5.	Chad Rau (CC, Jr., F)	40	1.05	28	14	42
6.	Ryan Duncan (UND, Jr., F)	43	0.93	18	22	40
7.	Jack Hillen (CC, Sr., D)	41	0.90	6	31	37
8.	Kyle Turriss (UW, Fr., F)	36	0.97	11	24	35
	Blake Wheeler (UM, Jr., F)	44	0.80	15	20	35
10.	Tyler Bozak (DU, Fr., F)	41	0.83	18	16	34
11.	Chris VandeVelde (UND, So., F)	43	0.74	15	17	32
12.	Brock Trotter (DU, So., F)	24	1.29	13	18	31
	Jimmy Kilpatrick (CC, Sr., F)	36	0.86	15	16	31
	Andreas Vlassopoulos (CC, So., F)	41	0.76	8	23	31
15.	Blake Geoffrion (UW, So., F)	36	0.83	10	20	30
	Trevor Bruess (MSU, So., F)	38	0.79	9	21	30
	Ben Street (UW, Jr., F)	40	0.75	13	17	30
18.	Chay Genoway (UND., So., D)	38	0.76	8	21	29
	Peter Rouleau (MTU, Sr., F)	39	0.74	12	17	29
	Ben Gordon (UM, Sr., F)	45	0.64	15	14	29
21.	Rhett Rakhshani (DU, So., F)	37	0.76	14	14	28
22.	Josh Lunden (UAA, So., F)	36	0.75	14	13	27
	Bill Sweatt (CC, So., F)	37	0.73	10	17	27
24.	Mick Berge (MSU, Jr., F)	39	0.67	20	6	26
	Tyler Shelast (MTU, Sr., F)	39	0.67	16	10	26

Freshman Scoring Leaders (all games)

Rk	Name (Team, Pos.)	GP	PPG	G	A	Pts.
1.	Garrett Roe (SCSU, F)	39	1.15	18	27	45
2.	Kyle Turriss (UW, F)	36	0.97	11	24	35
3.	Tyler Bozak (DU, F)	41	0.83	18	16	34
4.	Kyle Ostrow (DU, F)	41	0.56	10	13	23
5.	Patrick Johnson (UW, F)	40	0.53	8	13	21
6.	Andrew Sackrison (MSU, F)	36	0.56	6	14	20
7.	Mike Hoeffel (UM, F)	45	0.42	9	10	19
8.	Craig Parkinson (UAA, F)	33	0.48	7	9	16
	Tony Mosey (SCSU, F)	39	0.41	5	11	16
10.	Kurt Davis (MSU, D)	36	0.42	1	14	15
	Anthony Maiani (DU, F)	40	0.38	7	8	15
	Cade Fairchild (UM, D)	40	0.38	2	13	15
	Jesse Martin (DU, F)	41	0.37	7	8	15
	Matt Frattin (UND, F)	43	0.35	4	11	15

Defensemen Scoring Leaders (all games)

Rk	Name (Team, Yr.)	GP	PPG	G	A	Pts.
1.	Jack Hillen (CC, Sr.)	41	0.90	6	31	37
2.	Chay Genoway (UND, So.)	38	0.76	8	21	29
3.	Robbie Bina (UND, Sr.)	43	0.58	2	23	25
4.	Jamie McBain (UW, So.)	35	0.69	5	19	24
	Taylor Chorney (UND, Jr.)	43	0.56	3	21	24
6.	John Swanson (SCSU, Jr.)	40	0.55	8	14	22
	Patrick Mullen (DU, Jr.)	40	0.55	4	18	22
	Aaron Brocklehurst (SCSU, Sr.)	40	0.55	4	18	22
9.	Davis Drewiske (UW, Sr.)	40	0.53	5	16	21
	Derek Peltier (UM, Sr.)	45	0.47	4	17	21

Goals Against Average (all games)

Rk	Name (Team, Yr.)	GAA
1.	J.P. Lamoureux (UND, Sr.)	1.75
2.	Richard Bachman (CC, Fr.)	1.85
3.	Alex Kangas (UM, Fr.)	1.98
4.	Mike Zacharias (MSU, Jr.)	2.08
5.	Jase Weslosky (SCSU, So.)	2.12
6.	Michael-Lee Teslak (MTU, Jr.)	2.20
7.	Peter Mannino (DU, Sr.)	2.27
8.	Alex Stalock (UMD, So.)	2.35
9.	Shane Connelly (UW, Jr.)	2.44
10.	Rob Nolan (MTU, Jr.)	2.66
11.	Jon Olthuis (UAA, So.)	2.89

Save Percentage (all games)

Rk	Name (Team, Yr.)	Sv%
1.	J.P. Lamoureux (UND, Sr.)	.932
2.	Richard Bachman (CC, Fr.)	.931
	Jase Weslosky (SCSU, So.)	.931
4.	Alex Kangas (UM, Fr.)	.930
5.	Mike Zacharias (MSU, Jr.)	.924
6.	Michael-Lee Teslak (MTU, Jr.)	.918
7.	Peter Mannino (DU, Sr.)	.917
8.	Alex Stalock (UMD, So.)	.914
9.	Shane Connelly (UW, Jr.)	.913
10.	Rob Nolan (MTU, Jr.)	.899
11.	Jon Olthuis (UAA, So.)	.886

Winning Percentage (all games)

Rk	Name (Team, Yr.)	Pct.
1.	Richard Bachman (CC, Fr.)	.729
2.	J.P. Lamoureux (UND, Sr.)	.690
3.	Peter Mannino (DU, Sr.)	.638
4.	Mike Zacharias (MSU, Jr.)	.571
5.	Jase Weslosky (SCSU, So.)	.548
6.	Alex Kangas (UM, Fr.)	.532
7.	Shane Connelly (UW, Jr.)	.486
8.	Alex Stalock (UMD, So.)	.444
9.	Michael-Lee Teslak (MTU, Jr.)	.435
10.	Rob Nolan (MTU, Jr.)	.406
11.	Jon Olthuis (UAA, So.)	.323

Goalie Wins (all games)

Rk	Name (Team, Yr.)	W-L-T
1.	J.P. Lamoureux (UND, Sr.)	27-11-4
2.	Richard Bachman (CC, Fr.)	25-9-1
	Peter Mannino (DU, Sr.)	25-14-1
4.	Mike Zacharias (MSU, Jr.)	18-13-4
5.	Jase Weslosky (SCSU, So.)	16-13-2
6.	Shane Connelly (UW, Jr.)	15-16-5
7.	Alex Stalock (UMD, So.)	13-17-6
8.	Alex Kangas (UM, Fr.)	12-10-9
9.	Michael-Lee Teslak (MTU, Jr.)	8-11-4
10.	Rob Nolan (MTU, Jr.)	6-9-1
	Jon Olthuis (UAA, So.)	6-17-8

Scoring Leaders (WCHA games)

Rk	Name (Team, Yr., Pos.)	GP	PPG	G	A	Pts.
1.	Ryan Lasch (SCSU, So., F)	28	1.21	17	17	34
2.	Chad Rau (CC, Jr., F)	28	1.18	23	10	33
3.	Andreas Nodl (SCSU, So., F)	28	1.11	15	16	31
4.	T.J. Oshie (UND, Jr., F)	27	1.07	12	17	29
5.	Garrett Roe (SCSU, Fr., F)	27	1.04	11	17	28
	Ryan Duncan (UND, Jr., F)	28	1.00	9	19	28
7.	Tyler Bozak (DU, Fr., F)	28	0.86	12	12	24
	Chris VandeVelde (UND, So., F)	28	0.86	12	12	24
9.	Jimmy Kilpatrick (CC, Sr., F)	24	0.96	11	12	23
	Blake Wheeler (UM, Jr., F)	28	0.82	10	13	23
	Jack Hillen (CC, Sr., D)	28	0.82	4	19	23
12.	Rhett Rakhshani (DU, So., F)	28	0.79	12	10	22
	Peter Rouleau (MTU, So., F)	28	0.79	9	13	22
	Andreas Vlassopoulos (CC, So., F)	28	0.79	6	16	22
15.	Trevor Bruess (MSU, So., F)	27	0.78	6	15	21
16.	Brock Trotter (DU, So., F)	16	1.19	8	11	19
	Blake Geoffrion (UW, So., F)	26	0.73	6	13	19
	Kyle Turriss (UW, Fr., F)	26	0.73	6	13	19
	Mick Berge (MSU, Jr., F)	28	0.68	14	5	19
	Ben Gordon (SCSU, Sr., F)	28	0.68	10	9	19
21.	Chay Genoway (UND, So., D)	23	0.78	5	13	18

Freshman Scoring Leaders (WCHA games)

Rk	Name (Team, Pos.)	GP	PPG	G	A	Pts.
1.	Garrett Roe (SCSU, F)	27	1.04	11	17	28
2.	Tyler Bozak (DU, F)	28	0.86	12	12	24
3.	Kyle Turriss (UW, F)	26	0.73	6	13	19
4.	Kyle Ostrow (DU, F)	28	0.57	7	9	16
5.	Andrew Sackrison (MSU, F)	25	0.52	5	8	13
	Patrick Johnson (UW, F)	28	0.46	6	7	13
7.	Mike Hoeffel (UM, F)	28	0.43	5	7	12
8.	Justin Fontaine (UMD, F)	27	0.37	2	8	10
	Tony Mosey (SCSU, F)	27	0.37	2	8	10
	Jesse Martin (DU, F)	28	0.36	5	5	10
	Aaron Marvin (SCSU, F)	28	0.36	3	7	10
	Cade Fairchild (UM, D)	28	0.36	2	8	10

Defensemen Scoring Leaders (WCHA games)

Rk	Name (Team, Yr.)	GP	PPG	G	A	Pts.
1.	Jack Hillen (CC, Sr.)	28	0.82	4	19	23
2.	Chay Genoway (UND, So.)	23	0.78	5	13	18
3.	Robbie Bina (UND, Sr.)	28	0.61	1	16	17
4.	Jamie McBain (UW, So.)	25	0.64	2	14	16
	Taylor Chorney (UND, Jr.)	28	0.57	2	14	16
6.	Joe Finley (UND, Jr.)	28	0.50	4	10	14
7.	Nate Prosser (CC, So.)	26	0.50	3	10	13
	Geoff Kinrade (MTU, Jr.)	28	0.46	5	8	13
	Patrick Mullen (DU, Jr.)	28	0.46	2	11	13
	Brian Connelly (CC, So.)	28	0.46	1	12	13

Goals Against Average (WCHA games)

Rk	Name (Team, Yr.)	GAA
1.	J.P. Lamoureux (UND, Sr.)	1.74
2.	Richard Bachman (CC, Fr.)	1.75
3.	Michael-Lee Teslak (MTU, Jr.)	2.16
4.	Alex Kangas (UM, Fr.)	2.18
5.	Mike Zacharias (MSU, Jr.)	2.26
6.	Shane Connelly (UW, Jr.)	2.31
7.	Jase Weslosky (SCSU, So.)	2.33
8.	Peter Mannino (DU, Sr.)	2.38
9.	Alex Stalock (UMD, So.)	2.49
10.	Jon Olthuis (UAA, So.)	2.97
11.	Rob Nolan (MTU, Jr.)	3.34

Save Percentage (WCHA games)

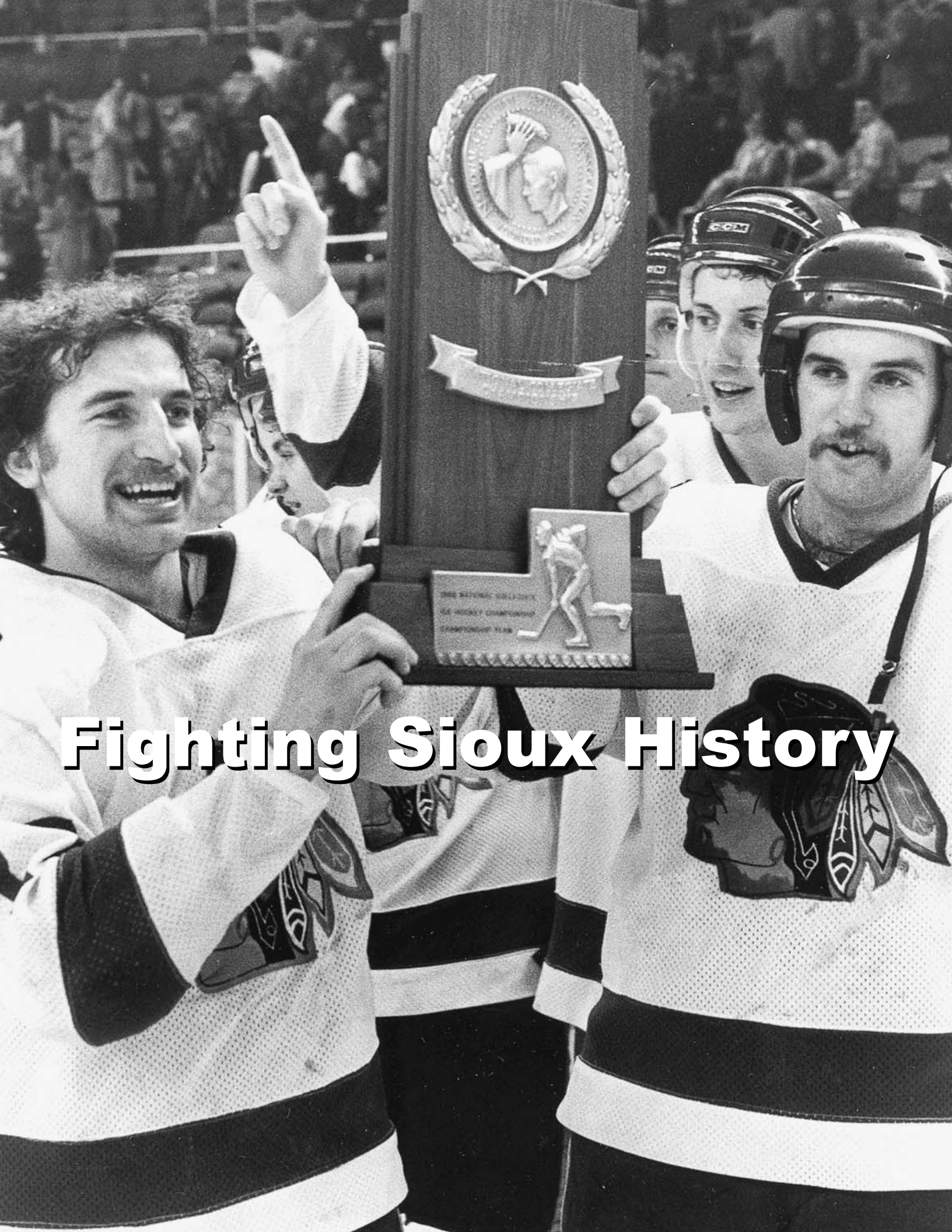
Rk	Name (Team, Yr.)	Sv%
1.	Richard Bachman (CC, Fr.)	.937
2.	J.P. Lamoureux (UND, Sr.)	.929
3.	Michael-Lee Teslak (MTU, Jr.)	.924
4.	Jase Weslosky (SCSU, So.)	.923
5.	Alex Kangas (UM, Fr.)	.921
6.	Mike Zacharias (MSU, Jr.)	.919
7.	Shane Connelly (UW, Jr.)	.916
8.	Peter Mannino (DU, Sr.)	.913
9.	Alex Stalock (UMD, So.)	.912
10.	Jon Olthuis (UAA, So.)	.884
11.	Rob Nolan (MTU, Jr.)	.879

Winning Percentage (WCHA games)

Rk	Name (Team, Yr.)	Pct.
1.	Richard Bachman (CC, Fr.)	.780
2.	J.P. Lamoureux (UND, Sr.)	.696
3.	Peter Mannino (DU, Sr.)	.589
4.	Mike Zacharias (MSU, Jr.)	.560
5.	Jase Weslosky (SCSU, So.)	.545
6.	Shane Connelly (UW, Jr.)	.482
7.	Alex Kangas (UM, Fr.)	.475
8.	Michael-Lee Teslak (MTU, Jr.)	.472
9.	Alex Stalock (UMD, So.)	.411
10.	Rob Nolan (MTU, Jr.)	.250
	Jon Olthuis (UAA, So.)	.250

Goalie Wins (WCHA games)

Rk	Name (Team, Yr.)	W-L-T
1.	Richard Bachman (CC, Fr.)	19-5-1
2.	J.P. Lamoureux (UND, Sr.)	18-7-3
3.	Peter Mannino (DU, Sr.)	16-11-1
4.	Mike Zacharias (MSU, Jr.)	12-9-4
5.	Jase Weslosky (SCSU, So.)	11-9-2
	Shane Connelly (UW, Jr.)	11-12-5
7.	Alex Stalock (UMD, So.)	9-14-5
8.	Michael-Lee Teslak (MTU, Jr.)	7-8-3
9.	Alex Kangas (UM, Fr.)	6-7-7
10.	Jon Olthuis (UAA, So.)	3-15-6
11.	Rob Nolan (MTU, Jr.)	2-7-1



Fighting Sioux History

FIGHTING SIOUX HOCKEY PIONEERS

By Chuck Johnson

Big-time hockey at the University of North Dakota, one of the most successful Division I programs in the United States, was the product of co-founders, the late Glenn “Red” Jarrett and Calvin Coolidge Marvin.



Red Jarrett

Jarrett, an All-American halfback on UND’s 1930 football team, was football coach and athletic director in the spring of 1947 when he made the move from club hockey. His decision was met with derision in Grand Forks, on and off the campus.

People wanted to know why UND needed another sport. Were not football and basketball – for men only at the time – enough?

Jarrett went ahead with his plan, anyway. He talked Fritz Crisler, the Michigan athletic director, into a two-game series against the Wolverines, in Ann Arbor at that. Jarrett also lined up other established college hockey programs for the first season – Minnesota, Colorado College and Michigan Tech.

Marvin, meanwhile, worked tirelessly recruiting players from northwestern Minnesota, particularly Warroad and Crookston. The Johnson brothers – Russell “Buzz” and Milton “Prince” – were already on campus, playing for the semipro Grand Forks Amerks. They were listed from Webster, S.D. (NBC anchor Tom Brokaw’s home town), but they had grown up in Canada, and they could skate.

Bob Murray, like Marvin a World War II veteran, was brought in to play goalie. He was from Warroad, as were wings Gordon “Ginny” Christian, representing a famous hockey family, and Wes “Frisky” Cole, George Dickinson and Ted Wilson. Standouts from Crookston included center Jim Medved, defenseman John Noah and wing Bill Sullivan.

Marvin, besides serving Coach Don Norman, formerly of Crookston Cathedral, as an assistant on the ice, was on defense, alongside Joe Silovich of Eveleth, Minn., who also played both halfback in football and the French horn in the symphony; and the McKinnon brothers, Dan and Paul, of Williams, Minn. Also in the front lines were Jim Doyle of Thief River Falls, formerly of Warroad; and Bob Krumholz of Hallock.

Art Foreman of Wahpeton, from the club team, backed Murray

Marvin, a Warroad, Minn., native, who died on Sept. 5, 2004, recalled one of their early conversations: “Red said, ‘Cal, get me a team, and I’ll get you a schedule.’ I said, ‘Red, get me a schedule and I’ll get you a team.’”

Both lived up to their promises, and UND now has seven national title banners flying in the new Ralph Engelstad Arena. Only Michigan has more, with nine, and the Wolverines won early titles before UND’s schedule even qualified the Sioux for national competition and consideration.



The Fighting Sioux honor Cal Marvin prior to a game during the 2000-01 season.

in goal and gave North Dakota representation on the original team, as did Robert “Monk” Monroe, student manager from Enderlin.

This, then, was a pickup team, wearing used UND football jerseys and other makeshift equipment – but not just any pickup team.

Its first college game was at Michigan, which went on to win the first National Collegiate Athletic Association hockey tournament, the idea of the Michigan coach, Vic Heyliger. The Wolverines lost only two games all season. One of them was the series opener against UND. The Sioux won, 6-5. Marvin said that he could not recall much about the game or the trip, but he did remember that Noah scored the winning goal.

There were not many fans at the Friday game, but the crowd was huge the second night, when Michigan gained revenge, 5-2.

Marvin had an explanation.

“Before the first game,” he said, “they had never heard of us. In fact, the newspaper said that no one was sure which side of the Mississippi River North Dakota was on. They know now.”

That first season, the Sioux played States-Dominion League semipro teams from Grand Forks and Thief River Falls, but they also compiled an 8-4 record against top college teams.

They split two-game series with Michigan, Minnesota and Colorado College and they won three out of four from Michigan Tech. Home games were played in an unheated building, affectionately as “the barn.” If the temperature was 20 below zero outside, it felt even colder inside.

After the Sioux returned by railroad from the upset of Michigan, Marvin recalled a history class taught by Elwyn B. Robinson, later author of “North Dakota History”:

“The professor said, ‘History was made over the weekend by our hockey team. Hockey players, please stand – Mr. Christian . . . Mr. Noah . . . Mr. Marvin.’ It was something I won’t forget.”

Marvin’s interest in hockey has been life-long. For half a century, he ran the

Warroad Lakers, which played and beat Canadian opposition in a semipro league. The first indication of his devotion may have been when he enlisted in the U.S. Marines in World War II. On his \$10,000 GI (government issue) life insurance policy, he listed as beneficiary the indoor ice rink in Warroad.

The rink was built 50 years later, and it is a fine one. The project, however, did not benefit from Marvin’s insurance policy, which has yet to be cashed in. Marvin was the guiding force in making sure that his home town possessed excellent hockey accommodations.

The late Chuck Johnson, a Williston, N.D., native, graduated from UND in 1948. As a senior at the University, Johnson was the school’s sports information director when UND went big-time in hockey. He went on to a career in journalism and was a long-time sports editor at the Milwaukee Journal. Johnson moved back to Grand Forks in December 2000 and did volunteer work for the athletic department and the Alumni Association and Foundation until his death in January 2005.



The Winter Sports Building, affectionately referred to as the "Barn," was built in 1936. It was originally going to house indoor football and track practices. The unheated barn was home to UND hockey until 1972.



Sept. 1946 – The University of North Dakota hired John C. (Jamie) Jamieson as hockey coach. Jamieson, a student at the university, led the first postwar team to a 7-6-0 overall record, playing area town and college teams. Jamieson's 19 player squad opened the season at home, Jan. 6, 1947, losing to St. Cloud Teachers, 8-1.

Jan. 10, 1948 – UND crashes into the big-time of college hockey when it stuns the Michigan Wolverines 6-5 in Ann Arbor. Strong defense and a pair of goals each from John Noah, Gordon (Ginny) Christian and Jim Medved key the big win. Noah scores the winning goal at 19:14 of the third period. Bob Murray stops 34 Michigan shots in the UND nets.

1951-52 – UND, a charter member of the Midwest Collegiate Hockey League, the forerunner of the WCHA, finishes the season with a 13-11-1 record under third-year head coach Cliff "Fido" Purpur by sweeping four games from Michigan Tech and splitting with Minnesota and Michigan.

1952-53 – North Dakota sprinted to a 13-0 start, the best ever by a UND team, but ended the

season with two losses at Michigan to keep the Fighting Sioux from their first NCAA tournament bid.

Autumn 1953 – The autumn of 1953 saw the arrival of artificial ice in UND's Winter Sports Building- or "The Barn" as it was often called - as Sioux hockey was growing in popularity.

Jan. 14-15, 28-29, 1954 – Gerald "Spike" Schultz stoness Michigan Tech with four consecutive shutouts 5-0, 5-0 at Tech and 4-0, 7-0 at UND, in Western Intercollegiate Hockey League action.

March 15-16, 1958 – Seven different Sioux score as UND routs Harvard, 9-1, in Minneapolis, in its first ever trip to the NCAA semifinals. WIHL foe Denver, however, tops the Sioux 6-2 in the championship game leaving the Sioux players with unfinished business heading into the 1958-59 season.

March 12-14, 1959 – UND wins its first national championship by virtue of two action-packed 4-3 overtime thrillers at RPI in Troy, N.Y. Guy LaFrance's goal at 4:22 of sudden death overtime eliminates St. Lawrence in the semifinal game. Reg Morelli tallies a pair of goals, and Art Miller and Ed Thomlinson one each in the St. Lawrence game. Morelli duplicates LaFrance's OT heroics when he scores at 4:18 of the first overtime period in the championship game against Michigan State, giving the Sioux a 4-3 win. The Spartans lead 1-0 after one period, but the Sioux go up 3-1 in the second on goals by Ralph Lyndon, Jerry Walford and Stan Paschke. State ties it late in the third, setting the stage for Morelli's dramatic shot over the sprawling Spartan goalie Joe Selinger, who records 26 saves. George Gratton stops 21 MSU shots. Morelli is tourney MVP.


Dec. 30, 1960 – UND drops a hard-fought 4-3 decision to the touring USSR All-Star team, the top players in the Soviet Union, when the Soviets score at 7:38 of the third period. The game marks the first time UND has met a European team and is played before 3,000 spectators. Dave Merrifield and Bill Colpitts give



Gerald "Spike" Schultz recorded four straight shutouts -- all against Michigan Tech -- in 1954.

UND a 2-1 first period lead. Whitey White sends UND ahead 3-2 midway through the second period. George Gratton records 24 saves in the Sioux nets. The USSR goalie has 21 stops.

March 14-16, 1963 – UND tops host Boston College 8-2 in the semifinal round of the NCAA tournament. Don Stokaluk and Pete Stasiuk each notch a pair of goals, while Dave Merrifield, John Sutherland, Al McLean and Ernie Dyda each tally once. Joe Lech makes 18 saves, while two BC goalies record 43. UND races to a 5-2 first period lead over Denver to win its second NCAA title on goals by Don Stokaluk, Al McLean, Ernie Dyda, Stokaluk and Jack Matheson. McLean, who is named tourney MVP, scores the winning goal at 5:01 of the second period to make the final score 6-5. UND's Joe Lech makes only 11 saves in the game, while Rudy Unis of Denver has 32.



Al McLean was named MVP of the 1963 NCAA Tournament and inducted into the UND Hall of Fame in 1997.

UND HOCKEY HISTORY

March 18-20, 1965 – UND loses to Boston College 4-3 at Brown University in Providence, R.I., in the first round of the NCAA tournament and then defeats host Brown 9-5 for third place.

March 16, 1967 – The Fighting Sioux win the WCHA and top Minnesota 7-2 and Denver 3-2 in the playoffs to advance to the NCAA tournament. Cornell and goaltender Ken Dryden shutout the Sioux 1-0 in the semifinals.

March 15-16, 1968 – UND topples Cornell 3-1 in the first round of the NCAA tournament in Duluth, Minn., but falls to Denver 4-0 in the title game. UND had advanced to the NCAA tournament by beating home-standing Michigan Tech 3-2 in a total goals series. The first game is a 0-0 deadlock, the only scoreless tie in UND history.

Dec. 21, 1968 – UND edges Minnesota 5-4 in five overtimes in the final of the St. Paul Classic tourney on Buzz Christiansen's goal at 2:09 of the fifth OT. The game, which still ranks as one of the longest in collegiate history, lasts four hours, 54 minutes.


Feb. 26, 1972 – In the last regular season game

to be played in the "Barn", North Dakota lost to the University of Minnesota 5-1. The barn would host two WCHA playoff games against Michigan on March 7-8, 1972. The Sioux won both games by scores of 5-1 and 10-2.

Nov. 10, 1972 – UND dedicates its new \$2 million Winter Sports Center by topping Colorado College 5-4 before a capacity crowd. The first goal in the building was scored by Colorado College's Doug Palazzari at 1:20 of the first period. UND's first goal tied the game at 1-1 at 7:49 when Earl Anderson scored on the power play assisted by Bob Lawson and Jim Calhoon. Tim Delmore was in the nets for the Fighting Sioux and Rube Bjorkman was overseeing the bench.

March 7, 1978 – John "Gino" Gasparini, a North Dakota assistant coach since 1971, is named head hockey coach. He replaces Rube Bjorkman, who had announced his resignation on Jan. 4, 1978.

March 3, 1979 – UND wins its first WCHA championship in 12 years by beating Minnesota on the road 4-2 under the guidance of first-year head coach John "Gino" Gasparini.



Mark Taylor, former All-American and member of the 1980 NCAA All-Tournament team, was voted into UND's Athletic Hall of Fame in 1993.

R.I., on four third-period goals – including two by Phil Sykes. The Sioux ride four goals by Doug Smail to a 5-2 win over Northern Michigan to win their third national championship.

March 27, 1982 – The Sioux win their fourth national title by a 5-2 margin over Wisconsin after third-period goals by Phil Sykes (2) and Cary Eades snap a 2-2 tie. UND's Darren Jensen records 23 saves and Terry Kleisinger has 33 in the Wisconsin nets. The Sioux beat Northeastern 6-2 in the semifinal, taking a 6-0 lead on goals by Glen White, Phil Sykes, Jim Archibald, Cary Eades, Troy Murray and Dusty Carroll. Jensen makes 24 stops while Northeastern goalies make 26 stops.

Dec. 26, 1982 through Jan. 2, 1983 – The Sioux make their first trip to Europe to play in the prestigious Spengler Cup tournament in Davos, Switzerland. UND registers a 1-4-1 record against older teams from the USSR, Czechoslovakia, Switzerland and West Germany.

March 26, 1983 – North Dakota hosted the 1983 Division I Championships at Engelstad Arena. Wisconsin won its fourth (first of two for head coach Jeff Sauer) NCAA Championship, defeating Harvard 6-2 in front of 6,370 fans.

March 16-17, March 22-23, 1984 – The Sioux edge RPI at Troy, N.Y., 5-4 and 4-2, to advance to the NCAA semifinals in Lake Placid, N.Y., where they lose 2-1 in OT to Minnesota Duluth and edge Michigan State 6-5 in OT in the third-place game on a goal by wing Dean Barsness.



The last regular season game in the "Barn" was on Feb. 26, 1972, against the University of Minnesota.



The new Winter Sports Building opened in 1972. The building was renamed the Ralph Engelstad Arena after former hockey player Ralph Engelstad donated \$5 million dollars to the university. Ralph Engelstad Arena was utilized from 1972-2001.

March 23-24, 1979 – UND defeats Dartmouth 4-2 in Detroit's Olympic Stadium in the semifinals of the NCAA tournament. UND uses goals from Howard Walker, Erwin Martens, Mark Taylor and Cary Eades in the triumph. Minnesota edges the Sioux 4-3 in the title game. Sioux goals are scored by Bill Himmelright, Kevin Maxwell and Marc Chorney.

March 27-28, 1980 – The Sioux top Dartmouth 4-1 at Providence,

Jan. 11, 1986 – In one of the most amazing comebacks in UND hockey history, the Sioux defeat Minnesota Duluth 8-7 in OT in Duluth. UND trails 7-3 with 2:56 left in the third period before scoring four goals in 2:41 to force the OT. Scott Koberinski scores at 17:05, Brian Williams tallies twice at 17:58 and 19:10, and Chris Jensen ties it at 19:46. Ian Kidd's deflection of Glen Klotz's shot, only 50 seconds into OT, is the game winner.

March 26-28, 1987 – North Dakota wins its fifth NCAA crown and third in just nine years with Gasparini behind the bench. UND gains entry into the title game by virtue of a 5-2 victory over Harvard in the semifinals at Detroit's Joe Louis Arena. Freshman Brent Bobyck, junior Bob Joyce, sophomore sensation Tony Hrkac, senior Mickey Krampotich and junior Steve Johnson notch Sioux goals in the triumph over the Crimson, while freshman Ed Belfour makes 37 saves in goal. In the title contest on Saturday evening, UND takes a 3-0 first period lead over Michigan State on goals by sophomore defenseman Ian Kidd, freshman Murray Barron and Joyce. The Spartans score midway through the second period before Sioux senior Malcolm Parks makes it 4-1. MSU cuts it to 4-2 at the end of two periods. Bobyck scores at 7:54 and MSU tallies a late goal to make the final a 5-3 North Dakota decision. Belfour has only 15 saves in the tight-checking game played before an NCAA tournament record crowd of 17,644. Hrkac is named winner of the Hobey Baker Memorial Award as the top player in college hockey. John "Gino" Gasparini is named National Coach of the Year.



Freshman goalie Ed Belfour was one of four UND All-Americans in 1987.

March 16-18, 1990 – The Sioux travel to Boston for an NCAA tournament first-round series at Boston University where, after win-

ning Game 1 by an 8-5 score, they drop two straight to the Terriers (5-3 and 5-0) and are eliminated from the tournament.

Nov. 27, 1992 – Greg Johnson records his 169th assist to become UND's all-time assists leader as the Sioux defeat St. Cloud State 4-3 in Grand Forks.

Feb. 26, 1993 –

Greg Johnson assists on Brad Bombardir's goal at 0:19 of the third period in a 5-1 win at Michigan Tech. The assist makes Johnson the WCHA's all-time assists co-leader (151) and UND's all-time leading scorer. Johnson ends his career at UND with 272 points. He is still tied for fourth in WCHA assists

March 31-April 2, 1993 – Greg Johnson is named a first-team All-American for the second time in his career and finishes as runner-up to Maine's Paul Kariya in the voting for the Hobey Baker Memorial Award as college hockey's top player.

June 26, 1993 – Incoming freshman Landon Wilson, son of former Sioux and UND Hall of Famer Rick Wilson, becomes UND's fifth first-round NHL draft choice when the Toronto Maple Leafs select him 19th overall.

April 9, 1994 – John "Gino" Gasparini resigns as head coach of the Sioux hockey program after 16 years in that position. He leaves with three NCAA titles and a 392-248-24 record to his credit.

May 21, 1994 – Dean Blais, a Sioux hockey assistant coach from 1980-89, is named UND's 14th head hockey coach.

March 10-11, 1995 – Under rookie head coach Dean Blais, the Sioux win their first playoff series in four years when they sweep host St. Cloud State 3-2 and 5-2 at the National Hockey Center. UND advances to the WCHA Final Five for the first time and drops a tight-checking, 3-2 decision to Minnesota.

1996-97 – The 1996-97 season marks the 50th anniversary of Fighting Sioux hockey.

Feb. 21-22, 1997 – The Fighting Sioux post




Celebration after 1987 NCAA Championship win in Detroit.

back-to-back shutouts of Alaska-Anchorage at Engelstad Arena to clinch the coveted MacNaughton Cup as the WCHA's regular-season champions. North Dakota shared this honor with Minnesota.

March 14-15, 1997 – The Sioux top Colorado College 5-1 in the semifinals of the WCHA Final Five to advance to the championship game against conference co-champion Minnesota. North Dakota topped the Gophers 4-3 in overtime on a goal by Peter Armbrust to take home the Broadmoor Trophy as the WCHA Playoff Champions.

March 27-29, 1997 – A 6-2 win over Cornell in the NCAA West Regional tournament sends the Fighting Sioux to the NCAA final four championship tournament for the first time in 10 years. In the semifinals in Milwaukee, the Sioux meet



Greg Johnson (1989-93) is UND's all-time leading scorer with 272 points (74-198) and is the WCHA's all-time leader in assists. He currently plays for the NHL's Nashville Predators.

UND HOCKEY HISTORY



Matt Henderson (1994-98) was named the 1997 NCAA Hockey Tournament's Most Outstanding Player, the sixth UND player to receive the honor.

a familiar opponent in Colorado College. Goals by Jason Blake, Matt Henderson, Kevin Hoogsteen, Jesse Bull, David Hoogsteen and Adam Calder lift the Sioux to a 6-2 win over the Tigers and earns them their first trip to the NCAA title game in 10 years. In the championship game, Boston University jumps out to a 2-0 lead after the first period of play. The Sioux storm back in the second period taking a 3-2 lead on goals by Curtis Murphy, David Hoogsteen, and Matt Henderson. B.U. ties the game at 13:56 but Henderson's goal at 15:49 gives the Sioux the lead. David Hoogsteen's goal at 19:54 caps the Sioux's five-goal period. B.U. scores a goal late in the third period to close the gap but Adam Calder ices the victory with an empty-net goal at 19:47. Freshman netminder Aaron Schweitzer turns away 25 Terrier shots and is named to the all-tournament team with Hoogsteen, Murphy and Henderson, who is also named the tournament's Most Outstanding Player. Jason Blake becomes UND's tenth Hobey Baker Award finalist while Dean Blais is honored as the American Hockey Coaches Association Coach of the Year.


Feb. 27, 1998 – The Sioux clinch their second-straight WCHA regular season title with a 6-3 win over Minnesota-Duluth.

March 28, 1998 – The Fighting Sioux's season is cut short as Michigan defeats the Sioux 4-3 at the NCAA West Regional. The 30-8-1 season is the second straight 30-plus win season and second straight appearance in the NCAA Tournament. Curtis Murphy, the WCHA's Player of the Year, is named a first-team All-American and a Hobey Baker Finalist.

Feb. 20, 1999 – History is made as the Sioux clinch their third-straight WCHA regular season title with a 4-3 win over Alaska Anchorage. UND is just the second team in WCHA history to win three straight regular season titles.

April 6, 2000 – The University of North Dakota makes its fourth trip to Providence, RI, for the NCAA Playoffs. North Dakota meets Maine in the semifinal and blanks the Black Bears 2-0. The final game pits UND against Boston College. Last season, Boston College knocked UND out of the playoffs in the quarter-final round. The Fighting Sioux prevail this time to win a 4-2 game for their seventh national title. Lee Goren is named to the NCAA All-Tournament team and Most Outstanding player. Jeff Panzer is a finalist for the Hobey Baker award. Panzer and goaltender Karl Goehring are named JOFA First Team All-Americans and Goren is named a Second Team All-American.

March 11, 2001 – North Dakota defeated the University of Minnesota-Duluth 4-0 in the final game held in the "old" Ralph Engelstad Arena. The final goal scored in the arena was by Jeff Panzer, an unassisted effort at 5:27 of the third period. Karl Goehring was in the nets for the Sioux, making 25 saves in his 14th career shutout. The Fighting Sioux will leave the old arena with a home 400-171-22 record (.693 winning percentage) over 29 seasons.



Senior Lee Goren (1997-00) with championship trophy after UND wins its seventh NCAA Championship in Providence, R.I. Goren is named the NCAA Tournament's Most Outstanding Player.



Jeff Panzer (1997-2001), a finalist for the Hobey Baker Award in 2000 and 2001, had a team-high 81 points (26 goals, 55 assists) in his senior season.

March 17, 2001 – After winning its eleventh MacNaughton Cup as the WCHA league regular season champion with an 18-4-6 record, the Fighting Sioux advanced to the Final Five Championship game and lost an overtime decision to St. Cloud State, 6-5. North Dakota would roll through the NCAA East Regional with a 4-1 win over Colorado College.

April 7, 2001 – In Albany, New York, just two days earlier, the Fighting Sioux met Michigan State (who posted their best record in history with a 33-5-4 finish after North Dakota shut the Spartans out 2-0) in the NCAA semi-final game. The Sioux and Boston College met for the second straight year in the NCAA Frozen Four Championship Game. The Sioux trailed 2-0 with 3:42 left in the game but Tim Skarperud and Wes Dorey would score after Blais pulled goaltender Karl Goehring to tie BC 2-2 and send the game into overtime. In the overtime it was BC's Krysz Kolanos who scored his 25th goal of the season to give Boston College the win. It was the first NCAA Hockey Championship for the Eagles since 1949. Jeff Panzer and Travis Roche were named JOFA/AHCA First Team All-Americans and Bryan Lundbohm was named to the second team. Panzer was also a finalist for the second time for the Hobey Baker award. Head coach Dean Blais would later receive the Spencer Penrose Award for being the Division I Coach of the Year.

Oct. 5, 2001 – The Fighting Sioux hockey team

plays its first game in the new Ralph Engelstad Arena. UND falls to Minnesota 7-5 in the Hall of Fame Game in front of a sellout crowd of 11,690. Senior defenseman Chad Mazurak scores the first goal in the new building exactly six minutes into the game. Paid for in full by former Sioux goaltender Ralph Engelstad, the new arena is a state-of-the-art \$100 million dollar structure that seats 11,406 fans. It boasts two ice sheets, the main rink is NHL size and there is an attached Olympic-sized practice ice sheet. There are 48 luxury suites with 930 seats. In addition, there is a pro shop and the Sioux Tradition/Hall of Fame in the main lobby area.

Dec. 27-28, 2002 – UND plays host to the first annual Subway Holiday Classic at Ralph Engelstad Arena. The Fighting Sioux win the tournament, first defeating Brown 5-2 in the opener, then following up with a 4-3 win over Bemidji State in the final. Sophomore forward Brandon Bochenski is named tournament MVP after six goals in the two games. Teammates David Hale and Josh Siembida joined Bochenski on the all-tournament team.

March 28, 2003 – After a one-year absence, the Sioux return to the NCAA playoffs. UND was eliminated by Ferris State in the NCAA West Regional in Minneapolis, ending UND's season with a 26-12-5 record. Freshman sensation Zach Parise is named a Hobey Baker Finalist – the first freshmen in UND history to be so honored – and is named to the All-WCHA Third team and All-Rookie Team. Brandon Bochenski is a second-team selection, while David Hale and Andy Schneider join Parise on the third team.

March 5, 2004 – UND defeats Michigan Tech, 5-1, at Ralph Engelstad Arena, to clinch the WCHA title. It is the 13th WCHA title for the Fighting Sioux, more than any other conference school. UND finishes the regular season on March 6 with another 5-1 win over Michigan Tech. UND compiles a 20-5-3 WCHA record.



UND unveiled a new WCHA championship banner in 2004.


March 27, 2004 – Denver stuns UND, 1-0, in the West Region championship game in Colorado Springs, Colo., on a goal by Pioneers' forward Luke Fulghum with 2:29 to play in the third period. It marked the first time UND was shut out since Dec. 1, 2001, when Minnesota State shut out the Sioux, 6-0. North Dakota's season comes to an end with UND fashioning a 30-8-3 overall record. It was the fifth 30-win season for the Sioux in Dean Blais's 10 years as head coach.

April 7, 2004 – Brandon Bochenski and Zach Parise are named first team All-Americans by the American Hockey Coaches Association. It is the 12th time in school history that UND has had two or more players named to the first team, but first time since 2000-01, when Jeff Panzer and Travis Roche were first team selections. UND's men's hockey team has now had 36 players to be honored one or more times as first team All-Americans.

April 9, 2004 – Zach Parise, one of three finalists for the Hobey Baker Award, is one of two runners-up to winner Junior Lessard of Minnesota Duluth. Parise and teammate Brandon Bochenski were both earlier named Top 10 finalists for the Hobey Baker Award.

June 25, 2004 – Dean Blais announces he is stepping down after 10 seasons as UND's head coach to take the associate head coaching position with the Columbus Blue Jackets of the NHL. Counting nine years that Blais spent as an assistant at UND, Blais worked with the Fighting Sioux hockey program for 19 years. Hired as the 14th head coach in the history of UND hockey on May 21, 1994, Blais compiled a 262-115-33 overall record at North Dakota, and his .679 winning percentage was the highest among active NCAA men's hockey coaches at the conclusion of the 2003-04 season. His 262 wins rank second on the school's all-time list, trailing only his mentor, John "Gino" Gasparini (392), under whom Blais served as an assistant coach at UND from 1980-89. Blais leaves UND with a 176-87-20 WCHA record (.657) and in 2003-04 he posted his fourth 20-win WCHA season.

June 26, 2004 – UND's Drew Stafford, who just completed his freshman season, is chosen by the Buffalo Sabres as the 13th overall selection in the NHL draft. Incoming Sioux freshman Travis Zajac is chosen 20th overall by the New Jersey Devils. Zajac is the third player with UND ties in the last five years to be drafted in the first round by New Jersey, joining Zach Parise in 2003 and David Hale in 2000.



Brady Murray was named the WCHA's Rookie of the Year in 2003-04.

July 9, 2004 – Dave Hakstol is named the 15th head coach in Fighting Sioux hockey history. Hakstol takes the position after serving on Dean Blais's coaching staff for four years.

Aug. 3, 2004 – Cary Eades is named an assistant coach on Dave Hakstol's coaching staff. It marks the beginning of Eades' second stint as a UND assistant. Eades served on John "Gino" Gasparini's staff for seven seasons from 1984-1991.

March 26, 2005 – UND defeats Boston College, 6-3, in the East Region final in Worcester, Mass., to earn the school's 15th trip to the NCAA Frozen Four. The win came one night after UND sophomore goalie Jordan Parise shut out Boston University, 4-0, in the region semifinals.

April 9, 2005 – Denver defeats the Fighting Sioux, 4-1, in the NCAA championship game after UND had downed Minnesota, 4-2, behind two goals from Eric Fabian in the NCAA semifinals on April 7. Sioux freshman Travis Zajac was named to the NCAA all-tournament team.

July 30, 2005 – Seven incoming UND players are chosen in the NHL draft, including first rounders Brian Lee, T.J. Oshie and Joe Finley. Taylor Chorney and Andrew Kozek are chosen in the draft's second round.

UND HOCKEY HISTORY

March 12, 2006 – The Sioux defeat Minnesota State, 3-0, in the third and deciding game of the teams' WCHA first round playoff series at Ralph Engelstad Arena, sending the Sioux to the WCHA Final Five as the league's No. 3 seed. UND came back to win the first round series with Mavericks after losing the first game 3-2 in overtime.

March 18, 2006 – UND beats St. Cloud State, 5-3, in the WCHA Final Five championship game at the Xcel Energy Center in St. Paul. UND wins the Broadmoor Trophy for the first time since the 2000 season. The WCHA playoff title also means UND wins the conference's automatic berth into the NCAA tournament.

March 24-25, 2006 – UND hosts the NCAA West Regional at Ralph Engelstad Arena, marking the first time the Sioux have played an NCAA tournament game at home since 1987. The regional semifinal matchups feature top seed Minnesota against Holy Cross and the Sioux against Michigan. Holy Cross upsets Minnesota, 4-3, in overtime in one semifinal, while UND downs Michigan, 5-1, in the other. The Sioux claim the West

Region title by defeating Holy Cross, 5-2, in the region championship game.

April 6, 2006 – The Sioux fall, 6-5, to Boston College in the semifinals of the NCAA Frozen Four in Milwaukee, Wis. It is the second year in a row and 16th time in school history that UND qualifies for the Frozen Four.

June 24, 2006 – UND's Jonathan Toews, who had just completed his freshman season, is chosen by the Chicago Blackhawks as the third overall selection in the NHL Entry

Draft. Toews becomes the highest draft choice in UND school history. Incoming Sioux freshman Michael Forney was drafted in the third round (80th overall) by the Atlanta Thrashers.

Aug. 21, 2006 – Dave Hakstol announces that Dane Jackson has been hired as assistant coach and that Cary Eades has been promoted to associate head coach. The moves were made after associate head coach Brad Berry accepted an assistant coaching position in the NHL's Vancouver Canucks organization a few weeks earlier.

Dec. 15, 2006 – UND sophomore forward Jonathan Toews makes Canada's World Junior team and is named an alternate captain for Team Canada, which goes on to win the gold medal at the tournament, held in Leksand and Mora, Sweden.

Dec. 23, 2006 – Sioux sophomore defenseman Taylor Chorney is named captain of the U.S. National Junior Team. Sophomore defenseman Brian Lee is also a member of the team

March 15, 2007 – Sophomore forward Ryan Duncan is named WCHA Player of the Year after leading the league in scoring, goals, power play goals and game-winning goals.

March 17, 2007 – Minnesota defeats UND 3-2 in overtime in the WCHA Final Five championship game. It is North Dakota's first loss to a Minnesota school all season. UND was 14-1-4 against Minnesota schools all season.

March 25, 2007 – UND defeats Minnesota 3-2 in overtime to win the NCAA West Regional in Denver, Colo. Fighting Sioux senior captain Chris Porter scored the game-winning goal at 9:43 of overtime. The win sends UND to the Frozen Four for the 17th time in school history and third year in a row.

April 5, 2007 – For the second year in a row, UND loses to BC in the semifinals of the Frozen Four. The Eagles beat UND 6-4 in St. Louis, Mo.

April 6, 2007 – Ryan Duncan becomes the second UND player to ever win the Hobey Baker Award. Duncan is named a first team AHCA All-American as is teammate Jonathan Toews. Taylor Chorney is named a second team All-American.




Jonathan Toews suited up for the Team Canada squad that won the gold medal at the 2006 and 2007 World Junior Championships.



Fighting Sioux goalie Jordan Parise celebrates after the final seconds tick off the clock in UND's 5-2 win over Holy Cross in the 2006 NCAA West Region championship game. The win sent the Sioux to the NCAA Frozen Four for the 16th time in school history.



Ryan Duncan scored a WCHA league-best 31 goals on his way to winning the 2007 Hobey Baker Award.



1958-59 NCAA CHAMPIONS

FRONT ROW (L to R): Asst. Mngr. Tom Neal, George Gratton, Bob Began, Joe Poole, Bill Steenson, Julian Brunetta, Stan Paschke, Bob Peabody, Mngr. Ted Kotyk; MIDDLE ROW: Ron King, Bart Larson, Ralph Lyndon, Jerry Fox, Garth Perry, Guy LaFrance, Art Miller; BACK ROW: Head Coach Bob May, Bernie Haley, Pete Gazley, Ken Wellen, Steve Thullner, Les Merrifield, Ed Thomlinson, Reg Morelli, Asst. Coach Barry Thorndycraft.

Michigan State vs. North Dakota

March 14, 1959

NCAA Championship

RPI Fieldhouse, Troy, N.Y. (6,000)

Scoring	1	2	3	OT	F
Michigan State	1	0	2	0	3
North Dakota	0	3	0	1	4

1st Period-- MSU: Ed Pollesel (Thomas Mustonen, Andre LaCoste) 14:38

2nd Period-- UND: Ralph Lyndon (Reg Morelli, Art Miller) 7:21; UND: Gerry Walford (Ron King, Bernard Haley) 8:57; UND: Stan Paschke (Ralph Lyndon) 9:37

3rd Period-- MSU: Andre LaCoste (Jack Roberts, Bob Norman) 8:05; MSU Jack Roberts (Andre LaCoste) 16:20

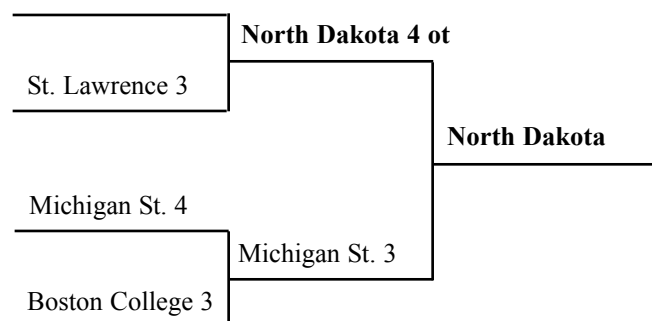
Overtime-- UND: Reg Morelli (Art Miller, Guy LaFrance) 4:18

Penalties-- UND 7-14; MSU 7-14

Shots-- UND 5-17-7-1--30; MSU 6-4-13-1--24

Saves-- UND Gratton 5-4-11-1--21; MSU Selinger 5-14-7-0--26

North Dakota 4 ot



Notes from 1958-59:

- The 1959 NCAA Championship win against Michigan State played at the RPI Fieldhouse in Troy, N.Y., became the first national hockey title for the Fighting Sioux. North Dakota was in the title game the year before, losing 6-2 to Denver in Minneapolis, Minn.
- Bill Steenson, defenseman from Moose Jaw, Saskatchewan, was a captain on the 1959 NCAA Championship team. Steenson was named an All-America player for the third time, 1957, 1958 and 1959.
- Steenson was also a NCAA All-Tournament

team selection in 1958.

- Forward Reg Morelli, Hamilton, Ontario, was named the 1959 NCAA Tournament Most Outstanding Player.
- Morelli and Ed Thomlinson, Sault Ste. Marie, Ontario, were named to the 1959 NCAA Tournament All-Tournament Team. Forward Joe Poole, Thief River Falls, Minn., and defenseman Ralph Lyndon, Winnipeg, Manitoba, were named to the second team.
- The Western Collegiate Hockey Association did not select an All-WCHA team in 1958-59.
- North Dakota had played Michigan State

five times during the 1958-59 season with UND holding the edge, 3-2-0.

- The final three games of the 1959 Championships were all decided by scores of 4-3 and two of the three games went to overtime.
- UND head coach Bob May coached for just two years, 1957-59, and won a national championship and placed second. May had a coaching record of 44-17-2 (.714).

1963 NCAA CHAMPIONS



1962-63 NCAA CHAMPIONS

FRONT ROW (L to R): Dudley Otto, Bill Selman, Dan Storsteen, Maurice Roberge, George Goodacre, Dave Merrifield, George Baland; MIDDLE ROW: Head Coach Barry Thorndycraft, Bob Bartlett, Jack Matheson, Bill Borlase, John Sutherland, George Chigol, Peter Stasiuk, Joe Lech; BACK ROW: Asst. Coach Bob Peters, Alan McLean, Ernie Dyda, Don Ross, Arnie Steeves, Will Stirrett, Wayne Gurba, Don Stokaluk, Mngr. Murray Olson.

Denver vs. North Dakota

March 16, 1963

NCAA Championship

McHugh Forum, Boston, Mass. (4,200)

Scoring	1	2	3	OT	F
Denver	2	2	1	-	5
North Dakota	5	1	0	-	6

1st Period-- UND: Don Stokaluk (Dave Merrifield, Bob Bartlett) 1:57; UND: Al McLean (John Sutherland, Bob Bartlett) 3:11; UND: Ernie Dyda (Jack Matheson, Dave Merrifield) 7:25; DU: Greg Lacomby (Jim Kenning, Dominic Fragomeni) 12:55; DU: Bob Hamill (Jack Wilson, Jon Art) 13:13; UND: Don Stokaluk (Maurice Roberge) 14:20; UND: Jack Matheson (Don Ross) 15:14
2nd Period-- UND: Al McLean (unassisted) 5:01; DU: Greg Lacomby (Jack Wilson, Marshall Johnston) 7:05; DU: Bob Hamill (Bill Staub) 13:09;
3rd Period--DU: Bob Hamill (Doug Kowel, Lawrence John) 13:19
Penalties-- UND 5-10; DU 3-6
Shots-- UND 15-15-9--39; DU 7-8-2--17
Saves-- UND Lech 5-6-1--12; DU Unis 10-14-9--33

North Dakota 8

	North Dakota 6	
Boston College 2		
		North Dakota
Denver 6		National Champion
Clarkson 4	Denver 5	

Notes from 1962-63:

- Just four years after winning its first championship, UND put its second championship in the Fighting Sioux record book.
- Avenging the loss to Denver in the title game in 1958, the Sox defeated the Pioneers in the 1963 Championship by a 6-5 score.
- UND had three first team All-Americans: defenseman Don Ross, Roseau, Minn., forward Al McLean, New Westminster, B.C., and forward Dave Merrifield, Thunder Bay, Ont.. It would be the most first-team selections until it was equalled in 1987.
- McLean was named the NCAA Tournament Most Outstanding Player.
- On the All-Tournament Team were George Goodacre, Red Deer, Alberta., Ross, McLean, Merrifield, and Don Stokaluk, F, Thunder Bay, Ontario.

ward Al McLean, New Westminster, B.C., and forward Dave Merrifield, Thunder Bay, Ont.. It would be the most first-team selections until it was equalled in 1987.

- Ross, Merrifield, McLean, and Joe Lech, Glen Bain, Saskatchewan, were named All-WCHA.
- Head coach Barry Thorndycraft, in the third of his four-year coaching career at UND won his only NCAA title in 1963. Thorndycraft finished his coaching career at UND with a 71-65-8 (.521) mark from 1959-64.



1979-80 NCAA CHAMPIONS

FRONT ROW (L to R): Darren Jensen, Rick Zaparniuk, Rick Myers, Dean Dachyshyn, Marc Chorney, Mark Taylor, Mel Donnelly, Head Coach Gino Gasparini, Bob Iwabuchi, Erwin Martens, Phil Sykes, Mike Neitzke, Doug Smail, Brad Cox, Pierre Lamoureux; BACK ROW: Equipment Manager Dave Kamrowski, Athletic Trainer A.G. Edwards, Assistant Coach Rick Wilson, Glen White, Troy Magnuson, Paul Chadwick, Mickey Volcan, Craig Ludwig, Gary Gangelhoff, Travis Dunn, Glen Fester, Cary Eades, Howard Walker, Conway Marvin, Frank Burggraf, Dusty Carroll, Student Athletic Trainer Todd Jorgenson, Assistant Equipment Manager Paul Olmstead, Assistant Coach Jim Nelson

Northern Michigan vs. North Dakota

March 29, 1980

NCAA Championship

Providence Civic Center, Providence, R.I. (6,056)

Scoring	1	2	3	OT	F
N. Michigan	0	0	2	-	2
North Dakota	2	1	2	-	5

1st Period-- UND: Doug Smail (Phil Sykes, Mark Taylor)

9:43; UND: Doug Smail (Phil Sykes, Travis Dunn) 12:48

2nd Period-- UND: Doug Smail (Phil Sykes) 3:12

3rd Period-- UND: Phil Sykes (unassisted) 8:42; NMU: Bill

Joyce (Don Waddell, Tom Laidlaw) 14:29; NMU: Terry

Houck (Keith Hanson, Jeff Pyle) 15:20; UND: Doug Smail

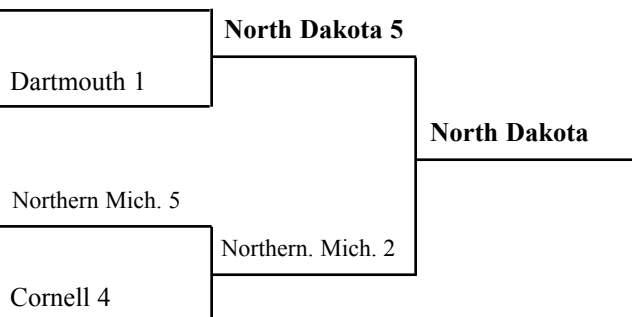
(Phil Sykes, Frank, Burggraf) 18:21

Penalties: UND 10-20; NMU 8-16

Shots: UND 13-20-12--45; NMU 5-5-12--22

Saves: UND Jensen 5-5-10--20; NMU Weeks 11-19-10--40

North Dakota 4



Notes from 1979-80:

– The 16-year drought without a NCAA Championship ended in 1980. The previous year, 1978-79, saw the Sioux losing 4-3 to Minnesota in the title game.

– In 1980 head coach Gino Gasparini led the Sioux to the first of three championships they would win under his leadership.

– North Dakota had lost twice earlier in the season to Northern Michigan.

– Mark Taylor, Vancouver, B.C., and Howard Walker, Grande Prairie, Alberta,

were named first team All-Americans.

– Strangely enough, captain Mark Taylor, who led the Sioux with 92 points would only play part of the first period of the championship game before being injured and forced to leave the game.

– Doug Smail, Moose Jaw, Saskatchewan, was named the NCAA Tournament Most Outstanding Player.

– Smail, Marc Chorney, Thunder Bay, Ontario, and Phil Sykes, Dawson Creek, B.C., were named to the NCAA All-Tournament Team.


– Smail was the first UND player to score four goals in an NCAA Championship game.

– UND first-year goaltender Darren Jensen, Creston, B.C., made 20 saves in the win, ending his season with a 13-0-1 record.

– The WCHA title winners had only two players, Taylor and Walker, named All-WCHA.

– UND had only won one (Dec. 28, 1977, 8-4) of the four games in UND history against the Wildcats prior to playing for the 1980 Championship.

1982 NCAA CHAMPIONS



1981-82 NCAA CHAMPIONS

KNEELING: Jon Casey, Glen White, Troy Magnuson, Rick Zombo, Gord Sherven, Steve Palmiscno; STANDING: Pierre Lamoureux, Phil Sykes, Asst. Coach Dean Blais, Eddie Christian, Dean Barsness, Troy Murray, Mike Stone, Craig Ludwig, Frank Burggraf, Glen Fester, Dan Brennan, Bill Whitsitt, Dusty Carroll, Cary Eades, Jim Archibald, James Patrick, Dave Donnelly, Dave Tippet, head Coach Gino Gasparini, Trainer A.G. Edwards; MISSING: Darren Jensen, Asst. Coach Don Boyd, Kelly Smith, Arley Olson, Equipment Manager Dave Kamrowski, Trainer Tamie Englehart

Wisconsin vs. North Dakota

March 27, 1982

NCAA Championship

Providence Civic Center, Providence, R.I. (9,752)

Scoring	1	2	3	OT	F
Wisconsin	1	1	0	-	2
North Dakota	1	1	3	-	5

1st Period-- UND: Glen White (Phil Sykes, Glen Fester) 1:26; UW: Ron Vincent (Tim Thomas) 3:56

2nd Period-- UND: Phil Sykes (Gord Sherven) 1:09; UW: John Newberry (Ted Pearson, Pat Flatley) 5:30

3rd Period--UND: Phil Sykes (Craig Ludwig, Glen White) 6:27; UND: Cary Eades (Troy Murray, Dean Dachyshyn) 10:07 UND: Phil Sykes (Glen White, Rick Zombo) 15:08

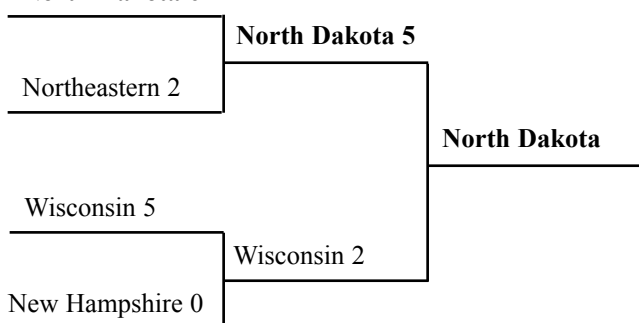
Penalties: UND 4-8; UW 5-12

Power Plays: UND 0-4; UW 0-3

Shots: UND 12-10-10--38; UW 11-5-9--25

Saves: UND Jensen 10-4-9--23/60:00; UW Kleisinger 11-9-13--33/60:00

North Dakota 6



Notes from 1981-82:


- It was back to Providence in 1982 for the second of the three NCAA Championship titles that UND would win in Rhode Island.
- Head coach Gino Gasparini's second title came just two years after his first in 1980.
- UND met Wisconsin for the seventh time in less than two months in the title game. The teams had split the six prior

games 3-3-0.

- Phil Sykes, Dawson Creek, B.C., scored a hat trick in his second national championship game. It was his third hat trick of the season against Wisconsin.
- Sykes would go on to be named the NCAA Tournament Most Outstanding Player and be named to the All-Tournament Team.
- Joining Sykes on the All-Tournament Team were Darren Jensen, Creston, B.C.,

James Patrick, Winnipeg, Manitoba, and Cary Eades, Burnaby, B.C.

- The regular season WCHA Champions had Jon Casey, Grand Rapids, Minn., and Sykes named to the first team and Craig Ludwig, Eagle River, Wis., Patrick and Troy Murray, St. Albert, Alberta, named to the second team.
- It was Dean Blais's second year as an assistant coach at North Dakota.



1986-87 NCAA CHAMPIONS

FRONT ROW(L to R): Ed Belfour, Scott Brower, Mickey Krampotich, Asst. Coach Dean Blais, Perry Nakonechny, Tarek Howard, Asst. Coach Cary Eades, Head Coach Gino Gasparini, Bill Claviter, Jeff Bowen, Asst. Coach John Marks, Mal Parks, Greg Strome, Steve Peters; BACK ROW: Trainer Boyd Murray, Scott Koberinski, Darryn Fossand, Ian Kidd, Mike LaMoine, Peter Pappin, Rick Forst, Scott Brickey, Grant Paranica, Gary Kaiser, Murray Baron, Bob Joyce, Steve Johnson, Scott Dub, Tony Hrkac, Lee Davidson, Tom Benson, Brent Bobyck, Russ Parent, Equipment Manager Dave Kamrowski

Michigan State vs. North Dakota

March 28, 1987

NCAA Championship

Joe Louis Arena, Detroit, Mich. (17,644)

Scoring	1	2	3	OT	F
Michigan St.	0	2	1	-	3
North Dakota	3	1	1	-	5

1st Period-- UND: Ian Kidd (Bob Joyce) 15:07 ppg; UND: Murray Baron (Jeff Bowen, Ian Kidd) 16:44; UND: Bob Joyce (Ian Kidd, Tony Hrkac) 17:02

2nd Period--MSU: Tom Tilley (Brian McReynolds, Mitch Messier) 8:30; UND: Malcolm Parks (Scott Koberinski) 15:05; MSU: Kevin Miller (unassisted) 16:56

3rd Period--UND: Brent Bobyck (Russ Parent) 7:54; MSU: Kip Miller (Kevin Miller) 18:34

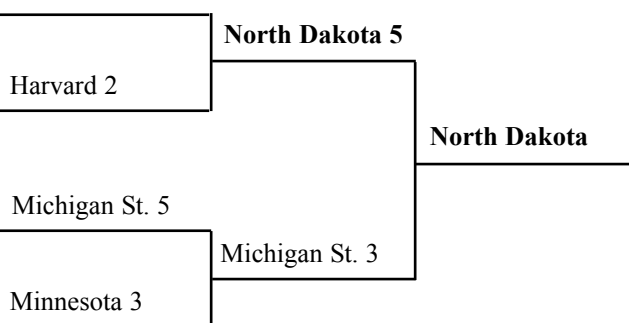
Penalties: UND 5-10; MSU 6-12

Power Plays: UND 1-5; MSU 0-4

Shots: UND 8-9-6--23; MSU 2-8-8-18

Saves: UND Belfour 2-6-7--15/60:00; MSU Essensa 5-8-5--18/60:00

North Dakota 5



Harvard 2

Michigan St. 5

Minnesota 3

North Dakota 5

Michigan St. 3

North Dakota

Notes from 1986-87:

- UND's third national title in the past eight years. The Sioux defeated Michigan State 5-3 in Detroit, Mich., the second time that North Dakota would defeat the Spartans for a national title.
- Head coach Gino Gasparini, with his third title in hand, would go on to coach for seven more seasons, accumulating a record of 392-248-24 (.608) from 1978-94.

- North Dakota would post a 40-8-0 record (NCAA Record) and win its seventh WCHA title.
- UND won 24 of its final 26 games of the season in the record-setting year.
- Tony Hrkac became North Dakota's only Hobey Baker winner and set a national record for points in a season with 116.
- Hrkac, Bob Joyce and Ian Kidd were named first team All-Americans and

- freshman Ed Belfour was named to the second team. Belfour would play just a single season before signing a pro contract.
- Hrkac was named the NCAA Tournament Most Outstanding Player and to the All-Tournament team along with Belfour, Kidd, and Joyce.
- The WCHA Most Valuable Player was Hrkac, and Belfour, Hrkac, Kidd and Joyce were named All-WCHA first team.



1996-97 NCAA CHAMPIONS

FRONT ROW(L to R): Aaron Vickar, Mark Pivetz, Dane Litke, Assistant Coach Mark Osiecki, Head Coach Dean Blais, Assistant Coach Scott Sandelin, Kevin Hoogsteen, Ian Kallay, Mitch Vig, Toby Kvalevog; MIDDLE ROW: Aaron Schweitzer, Matt Henderson, Jay Panzer, Jesse Bull, Jeff Ulmer, Tyler Rice, Adam Calder, Jason Blake, Jason Ulmer, Curtis Murphy, Tom Phillion; BACK ROW: Athletic Trainer Mark Poolman, Brad Williamson, Lee Goren, Brad DeFauw, Tim O'Connell, Joe Blake, Peter Armbrust, David Hoogsteen, Equipment Manager Mike Schepp

Boston University vs. North Dakota

March 29, 1997

NCAA Championship

Bradley Center, Milwaukee, Wis. (17,537)

Scoring	1	2	3	OT	F
Boston U.	2	1	1	-	4
North Dakota	0	5	1	-	6

1st Period---BU: Peter Donatelli (Tom Poti) 8:44; BU: Chris Drury (Tom Poti, Albie O'Connell) 15:08 ppg

2nd Period---UND: Curtis Murphy (Jay Panzer, Matt Henderson) 7:06; UND: David Hoogsteen (unassisted) 8:38, UND: Matt Henderson (unassisted) 12:35 sh; BU: Chris Kelleher (unassisted) 13:56 ppg; UND: Matt Henderson (Adam Calder, Dane Litke) 15:49 ppg; UND: David Hoogsteen (Curtis Murphy) 19:54

3rd Period--BU: Jon Coleman (Chris Kelleher, Mike Sylvia) 19:24; UND: Adam Calder (unassisted) 19:47sh

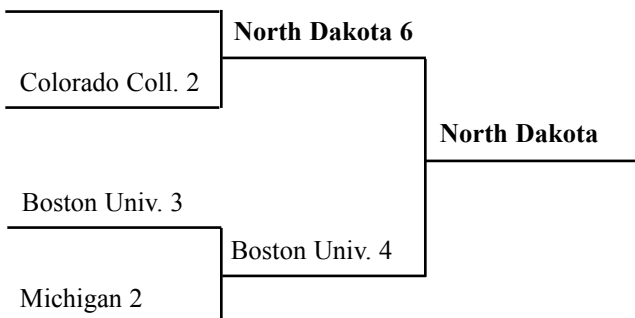
Penalties: UND 6-12; BU 5-10

Power Plays: UND 1-5; BU 2-6

Shots: UND 10-16-4--30; BU 11-10-8--29

Saves: UND Schweitzer 9-9-7--25/60:00; BU Larocque 10-11-3--24/58:28

North Dakota 6



Notes from 1996-97:

- In his second season as head coach, Dean Blais took the Sioux to their sixth NCAA title and his first as a head coach.
- It had been 10 years since North Dakota had won a national championship.
- The 1980 championship was also won on a March 29.
- UND held a 10-5-1 advantage over Boston University after the NCAA title

win.

- The Milwaukee site for the championship was the closest that the Sioux had ever played to Grand Forks in their six national championships.
- North Dakota scored five goals in the second period, with Matt Henderson and David Hoogsteen each picking up a pair to go with Curtis Murphy's single goal.
- Murphy and Hoogsteen were named sec-

ond-team All-Americans.

- Henderson was the NCAA Most Outstanding Player of the Tournament and was also named to the All-Tournament team along with Henderson, Murphy and Aaron Schweitzer.
- Hoogsteen, Jason Blake and Murphy were named first team All-WCHA.



1999-2000 NCAA CHAMPIONS

FRONT ROW(L to R) : ; Andy Kollar, Tim O’Connell, Jason Ulmer; Lee Goren, Assistant Coach Lee Davidson, Assistant Coach Jeff Bowen, Head Coach Dean Blais, Associate Head Coach Scott Sandelin, Peter Armbrust, Brad DeFauw, Mike Commodore, Karl Goehring; MIDDLE ROW: Ryan Sofie, Chad Mazurak, Paul Murphy, Aaron Schneckloth, Pat Kenny, Mike Possin, Travis Roche, Wes Dorey, Trevor Hammer, Jeff Panzer, Jason Endres; BACK ROW: Dr. Greg Greek, Trainer Mark Poolman, Kevin Spiewak, Adrian Hasbargen, Ryan Bayda, Tim Skarperud, Jeff Yurecko, Ryan Hale, Chris Leinweber, Jason Notermann, Bryan Lundbohm, Strength Coach Paul Chapman, Equipment Manager Lee Greseth.

**Boston College vs. North Dakota
April 8, 2000**

**NCAA Championship - Final
Providence Civic Center, Providence, RI (11,484)**

Scoring	1	2	3	OT	F
Boston College	1	1	0	-	2
North Dakota	1	0	3	-	4

1st Period—UND: Mike Commodore (Bryan Lundbohm, Tim Skarperud) 3:48; BC: Jeff Farkas (Blake Bellefeuille, Brian Gionta) 16:47 ppg

2nd Period—BC: Marty Hughes (Brian Gionta) 6:59

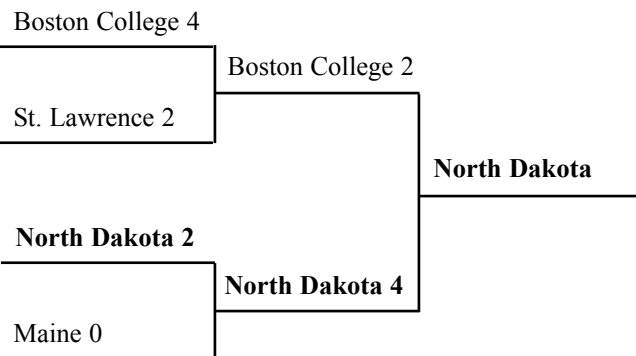
3rd Period—UND: Lee Goren (Ryan Bayda) 2:43; UND: Jason Ulmer (Lee Goren) 14:22; UND: Lee Goren (unassisted) 19:14 eng

Penalties: UND 7-14; BC 4-8

Power Plays: UND 0-3; BC 1-6

Shots: UND 13-12-11—36; BC 13-6-4—23

Saves: UND Goehring 12-5-4—21/60:00;
BC Clemmensen 12-12-8—32/58:47



Notes from 1999-00:

- North Dakota’s seventh NCAA Championship was also the first one played and won in the month of April.
- It was head coach Dean Blais’ second national championship in the past four years.
- Providence, R.I. has been home to three Sioux championship wins.
- UND held a 9-3-0 record against Boston College.
- Tim O’Connell, Peter Armbrust, Jason Ulmer, and Brad DeFauw won NCAA titles

- as freshmen in 1997 and again as seniors in 2000.
- Karl Goehring and Jeff Panzer were named first team All-Americans and Lee Goren was named second team.
- Goren was the NCAA Tournament Most Outstanding Player and on the All-Tournament Team with Bryan Lundbohm, Mike Commodore, and Goehring.
- Panzer and Goehring were named first team All-WCHA and Goren was named second team.

- Goren and Panzer each had career highs in points with 63 each.
- Goren led the nation and the WCHA in goals with 34.
- Panzer was a Hobey Baker finalist.
- All the Sioux seniors: O’Connell, Armbrust, Ulmer, DeFauw, Goren and junior Commodore went on to play professional hockey in 2001-02.

UND IN THE POSTSEASON

WCHA Postseason

UND's WCHA Regular Season Championships (13)

<u>Year</u>	<u>WCHA Record</u>
1957-58 (co)	15-5-0
1962-63 (co)	11-5-2
1964-65	13-3-0
1966-67	16-6-0
1978-79	22-10-0
1979-80	21-6-1
1981-82	19-7-0
1986-87	29-6-0
1996-97 (co)	21-10-1
1997-98	21-6-1
1998-99	24-2-2
2000-01	18-4-6
2003-04	20-5-3

WCHA Regular Season Titles by School

North Dakota	13
Denver	12
Minnesota	11
Colorado College	8
Michigan Tech	6
Michigan	3
Minnesota Duluth	3
Wisconsin	3
Northern Michigan	1

UND's MacNaughton Cup Winners (10) (regular-season league champions)

<u>Year</u>	<u>WCHA Record</u>
1957-58	15-5-0
Did not receive in 1962-63 (see note)	..
Did not receive in 1964-65 (see note)	..
1966-67	16-6-0
1978-79	22-10-0
1979-80	21-6-1
Did not receive in 1981-82 (see note)	..
1986-87	29-6-0
1996-97	21-10-1
1997-98	21-6-1
1998-99	24-2-2
2000-01	18-4-6
2003-04	20-5-3

Note: The MacNaughton Cup was awarded to the WCHA Playoff winner in 1962, 1963, 1964 and 1965. Due to the departure of Michigan Tech (MacNaughton Cup custodian) to the CCHA in 1982, the MacNaughton Cup was awarded to the CCHA champion in 1982, 1983 and 1984.

All-Time WCHA MacNaughton Cup Champions, Final Five Champions, NCAA Champions (1993-2007)

Since the WCHA began its Final Five format in 1993, only two conference teams have won the conference regular-season title, Final Five title and NCAA title in the same season, North Dakota in 1997 and Denver in 2005.

<u>Year</u>	<u>MacNaughton Cup Winner</u>	<u>Final Five Winners</u>	<u>NCAA Champions</u>
1993	Minnesota-Duluth	Minnesota	Maine
1994	Colorado College	Minnesota	Lake Superior State
1995	Colorado College	Wisconsin	Boston University
1996	Colorado College	Minnesota	Michigan
1997	North Dakota /Minnesota	North Dakota	North Dakota
1998	North Dakota	Wisconsin	Michigan
1999	North Dakota	Denver	Maine
2000	Wisconsin	North Dakota	North Dakota
2001	North Dakota	St. Cloud State	Boston College
2002	Denver	Denver	Minnesota
2003	Colorado College	Minnesota	Minnesota
2004	North Dakota	Minnesota	Denver
2005	Denver/Colorado College	Denver	Denver
2006	Minnesota	North Dakota	Wisconsin
2007	Minnesota	Minnesota	Michigan State
2008	Colorado College	Denver	Boston College

UND's WCHA Runners-up

<u>Year</u>	<u>WCHA Record</u>
1965-66	13-9-0
1982-83	16-9-1
1983-84	16-8-2
1999-00	17-6-5
2007-08	18-7-3


UND's WCHA Playoff Titles (8)

<u>Year</u>
1967
1968
1979
1980
1987
1997
2000
2006

UND's WCHA Broadmoor Trophy Winners (5)

<u>Year</u>
1982 (for WCHA regular season title)
1987 (for WCHA playoff title)
1997 (for WCHA playoff title)
2000 (for WCHA playoff title)
2006 (for WCHA playoff title)

Note: The Broadmoor Trophy awarded to regular season winner in 1982, 1983 and 1984 and playoff championship winner since 1985.



Tony Hrkac led UND to the MacNaughton Cup, Broadmoor Trophy and NCAA championship in 1987.

UND IN THE WCHA PLAYOFFS

1959-60	Coach: Barry Thorndyraft
Mar. 11	vs. Michigan Tech 2-4 L
Mar. 12	vs. Michigan Tech 4-5 L
1962-63	Coach: Barry Thorndyraft
Mar. 7	vs. Michigan Tech 2-0 W
Mar. 8	vs. Michigan Tech 6-1 W
Mar. 9	vs. Denver 4-5 L (ot)
1963-64	Coach: Barry Thorndyraft
Mar. 12	vs. Denver 2-6 L
Mar. 13	vs. Denver 3-3 T (no ot)
1964-65	Coach: R. H. "Bob" Peters
Mar. 5	vs. Michigan State 7-1 W
Mar. 6	vs. Michigan State 4-6 L
Mar. 13	vs. Michigan Tech 4-6 L
1965-66	Coach: R. H. "Bob" Peters
Mar. 3	vs. Minnesota 4-2 W
Mar. 4	vs. Denver 4-5 L (ot)
1966-67	Coach: Bill Selman
Mar. 7	vs. Minnesota 7-2 W
Mar. 11	vs. Denver 3-2 W
1967-68	Coach: Bill Selman
Mar. 5	vs. Michigan State 5-2 W
Mar. 8	vs. Michigan Tech 0-0 T (no ot)
Mar. 9	vs. Michigan Tech 3-2 W
1968-69	Coach: Rube Bjorkman
Mar. 7	vs. Colorado College 4-5 L
1969-70	Coach: Rube Bjorkman
Mar. 13	vs. Michigan Tech 3-5 L
1970-71	Coach: Rube Bjorkman
Mar. 12	vs. Michigan Tech 6-4 W
Mar. 13	vs. Minnesota 2-5 L
1971-72	Coach: Rube Bjorkman
Mar. 7	vs. Michigan 5-1 W
Mar. 8	vs. Michigan 10-2 W
Mar. 10	vs. Wisconsin 1-1 T (no ot)
Mar. 11	vs. Wisconsin 1-5 L
1972-73	Coach: Rube Bjorkman
Mar. 5	vs. Notre Dame 0-5 L
Mar. 6	vs. Notre Dame 3-8 L
1976-77	Coach: Rube Bjorkman
Mar. 9	vs. Denver 3-8 L
Mar. 10	vs. Denver 2-7 L
1977-78	Coach: Rube Bjorkman
Mar. 10	vs. Michigan Tech 2-2 T (no ot)
Mar. 11	vs. Michigan Tech 2-3 L (ot)
1978-79	Coach: John "Gino" Gasparini
Mar. 6	vs. Colorado Coll. 6-3 W
Mar. 7	vs. Colorado Coll. 7-3 W
Mar. 10	vs. Wisconsin 4-2 W
Mar. 11	vs. Wisconsin 7-7 T (no ot)
1979-80	Coach: John "Gino" Gasparini
Mar. 7	vs. Michigan State 8-1 W
Mar. 8	vs. Michigan State 5-3 W
Mar. 14	vs. Notre Dame 10-4 W
Mar. 15	vs. Notre Dame 7-4 W

1980-81	Coach: John "Gino" Gasparini
Mar. 7	vs. Michigan Tech 4-7 L
Mar. 8	vs. Michigan Tech 1-4 L
1981-82	Coach: John "Gino" Gasparini
Mar. 9	vs. Denver 4-3 W
Mar. 10	vs. Denver 5-2 W
Mar. 13	vs. Wisconsin 0-9 L
Mar. 14	vs. Wisconsin 1-3 L
1982-83	Coach: John "Gino" Gasparini
Mar. 4	vs. Wisconsin 1-1 T (no ot)
Mar. 5	vs. Wisconsin 5-6 L (3 ot)
1983-84	Coach: John "Gino" Gasparini
Mar. 2	vs. Minnesota 4-3 W
Mar. 3	vs. Minnesota 5-4 W
Mar. 10	vs. MN-Duluth 1-8 L
Mar. 11	vs. MN-Duluth 5-4 W
1984-85	Coach: John "Gino" Gasparini
Mar. 1	vs. Denver 7-1 W
Mar. 2	vs. Denver 8-4 W
Mar. 8	vs. MN-Duluth 4-4 T
Mar. 9	vs. MN-Duluth 4-6 L
1985-86	Coach: John "Gino" Gasparini
Mar. 1	vs. Wisconsin 2-6 L
Mar. 2	vs. Wisconsin 5-6 L
1986-87	Coach: John "Gino" Gasparini
Feb. 28	vs. MN-Duluth 5-3 W
Mar. 1	vs. MN-Duluth 8-1 W
Mar. 6	vs. Colorado Coll. 6-2 W
Mar. 7	vs. Colorado Coll. 1-2 L
Mar. 13	vs. Minnesota 5-3 W
Mar. 14	vs. Minnesota 5-3 W
1987-88	Coach: John "Gino" Gasparini
Feb. 26	vs. Michigan Tech 5-4 W
Feb. 27	vs. Michigan Tech 6-3 L
Feb. 28	vs. Michigan Tech 4-3 W
Mar. 6	vs. Wisconsin 1-2 L
Mar. 7	vs. MN-Duluth 6-0 W
1988-89	Coach: John "Gino" Gasparini
Feb. 25	vs. Denver 7-1 W
Feb. 26	vs. Denver 4-5 L
Feb. 27	vs. Denver 3-4 L
1989-90	Coach: John "Gino" Gasparini
Mar. 1	vs. MN-Duluth 11-3 W
Mar. 2	vs. MN-Duluth 2-1 W
Mar. 11	vs. Minnesota 4-5 L
Mar. 12	vs. No. Michigan 6-5 W
1990-91	Coach: John "Gino" Gasparini
Mar. 1	vs. St. Cloud State 2-4 L
Mar. 2	vs. St. Cloud State 10-2 W
Mar. 3	vs. St. Cloud State 7-4 W
Mar. 10	vs. No. Michigan 4-8 L
Mar. 11	vs. Wisconsin 5-2 W
1991-92	Coach: John "Gino" Gasparini
Mar. 13	vs. Minnesota 5-3 W
Mar. 14	vs. Minnesota 2-9 L
Mar. 15	vs. Minnesota 1-3 L
1992-93	Coach: John "Gino" Gasparini
Mar. 12	vs. Minnesota 4-6 L
Mar. 13	vs. Minnesota 4-5 L (ot)



Former Sioux star Jeff Panzer played in four WCHA Final Five championship games from 1998 to 2001.

1993-94	Coach: John "Gino" Gasparini
Mar. 11	vs. Wisconsin 1-6 L
Mar. 12	vs. Wisconsin 2-4 L
1994-95	Coach: Dean Blais
Mar. 10	vs. St. Cloud State 3-2 W
Mar. 11	vs. St. Cloud State 5-2 W
<i>UND enters Final Five as No. 5 seed</i>	
Mar. 16	vs. Minnesota 2-3 L
1995-96	Coach: Dean Blais
Mar. 1	vs. Wisconsin 5-6 L (ot)
Mar. 2	vs. Wisconsin 4-5 L (2ot)
1996-97	Coach: Dean Blais
Mar. 7	vs. Michigan Tech 4-1 W
Mar. 8	vs. Michigan Tech 3-0 W
<i>UND enters Final Five as co-No. 1 seed with MN</i>	
Mar. 14	vs. Colorado Coll. 5-1 W
Mar. 15	vs. Minnesota 4-3 W (ot)
1997-98	Coach: Dean Blais
Mar. 13	vs. Mankato State 5-2 W
Mar. 14	vs. Mankato State 5-4 W
<i>UND enters Final Five as No. 1 seed</i>	
Mar. 20	vs. St. Cloud State 4-3 W
Mar. 21	vs. Wisconsin 2-3 L
1998-99	Coach: Dean Blais
Mar. 12	vs. Mankato State 2-3 L (ot)
Mar. 13	vs. Mankato State 3-2 W
Mar. 14	vs. Mankato State 10-0 W
<i>UND enters Final Five as No. 1 seed</i>	
Mar. 19	vs. Minnesota 6-2 W
Mar. 20	vs. Denver 3-4 L
1999-00	Coach: Dean Blais
Mar. 10	vs. Denver 4-0 W
Mar. 11	vs. Denver 1-2 L
Mar. 12	vs. Denver 9-4 W
<i>UND enters Final Five as No. 2 seed</i>	
Mar. 17	vs. St. Cloud State 7-3 W
Mar. 18	vs. Wisconsin 5-3 W

Continued on next page

*Home games in bold

Seven-time NCAA Champions: 1959, 1963, 1980, 1982, 1987, 1997, 2000

UND IN THE WCHA PLAYOFFS

2000-01 Coach: Dean Blais
Mar. 9 vs. MN-Duluth 2-3 L
Mar. 10 vs. MN-Duluth 6-2 W
Mar. 11 vs. MN-Duluth 4-0 W

UND enters Final Five as No. 1 seed

Mar. 16 vs. Colorado College 1-2 W
Mar. 17 vs. St. Cloud State 6-5 L (ot)

2001-02 Coach: Dean Blais
Mar. 8 vs. Minnesota 2-7 L
Mar. 9 vs. Minnesota 3-4 L (ot)

2002-03 Coach: Dean Blais
Mar. 14 vs. Denver 1-4 L
Mar. 15 vs. Denver 3-2 W (ot)
Mar. 16 vs. Denver 3-2 W (ot)

UND enters Final Five as No. 4 seed

Mar. 20 vs. Minnesota-Duluth 1-2 L

2003-04 Coach: Dean Blais
Mar. 12 vs. Michigan Tech 6-2 W
Mar. 13 vs. Michigan Tech 4-3 W (ot)

UND enters Final Five as No. 1 seed

Mar. 19 vs. Alaska Anchorage 4-2 W
Mar. 20 vs. Minnesota 4-5 L

2004-05 Coach: Dave Hakstol
Mar. 11 vs. Minnesota Duluth 8-2 W
Mar. 12 vs. Minnesota Duluth 6-1 W

UND enters Final Five as No. 5 seed

Mar. 17 vs. Wisconsin 3-2 W
Mar. 18 vs. Denver 1-2 L (ot)
Mar. 19 vs. Minnesota 4-2 W

2005-06 Coach: Dave Hakstol
Mar. 10 vs. Minnesota State 2-3 L (ot)
Mar. 11 vs. Minnesota State 4-1 W
Mar. 12 vs. Minnesota State 3-0 W

UND enters Final Five as No. 3 seed

Mar. 17 vs. Wisconsin 4-3 W
Mar. 18 vs. St. Cloud State 5-3 W

2006-07 Coach: Dave Hakstol
Mar. 9 vs. Minnesota State 5-2 W
Mar. 10 vs. Minnesota State 2-1 W

UND enters Final Five as No. 3 seed

Mar. 16 vs. St. Cloud State 6-2 W
Mar. 17 vs. Minnesota 2-3 L (ot)

2007-08 Coach: Dave Hakstol
Mar. 14 Michigan Tech 4-0 W
Mar. 15 Michigan Tech 2-3 L (ot)
Mar. 16 Michigan Tech 2-1 W

Mar. 21 vs. Denver 1-3 L

Mar. 22 vs. Colorado College 4-2 W

*Home games in bold



UND won the MacNaughton Cup in 2004 as the WCHA's regular season champions, clinching the title on the last weekend of the regular season against Michigan Tech. The Sioux went on to beat Michigan Tech in the first round of the WCHA playoffs to earn a trip to St. Paul, Minn., as the No. 1 seed in the WCHA's Final Five.

NCAA Tournament Results

23 NCAA Tournament appearances
7 NCAA titles, second-best in the nation
5 runner-up finishes
38-18 overall NCAA Tournament record
.679 NCAA tournament winning percentage

- 1957-58 **At Minneapolis, Minn.**
First Round: UND 9, Harvard 1
Title Game: Denver 6, UND 2

- 1958-59 **At Troy, N.Y.**
First Round: UND 4, St. Lawrence 3 (OT)
Title Game: UND 4, Michigan State 3 (OT)

- 1962-63 **At Boston, Mass.**
First Round: UND 8, Boston College 2
Title Game: UND 6, Denver 5

- 1964-65 **At Providence, R.I.**
First Round: Boston College 4, UND 3
Consolation: UND 9, Brown 3

- 1966-67 **At Syracuse, N.Y.**
First Round: Cornell 1, UND 0
Consolation: Michigan State 6, UND 1

- 1967-68 **At Duluth, Minn.**
First Round: UND 3, Cornell 1
Title Game: Denver 4, UND 0

- 1978-79 **At Detroit, Mich.**
First Round: UND 4, Dartmouth 2
Title Game: Minnesota 4, UND 3

- 1979-80 **At Providence, R.I.**
First Round: UND 4, Dartmouth 1
Title Game: UND 5, Northern Michigan 2

- 1981-82 **Quarterfinal Round at UND**
UND 5-2, Clarkson 1-1
Semifinal Round at Providence, R.I.
UND 6, Northeastern 2
Title Game at Providence, R.I.
UND 5, Wisconsin 2

- 1983-84 **Quarterfinal Round at Troy, N.Y.**
UND 5-4, RPI 4-2
Semifinal Round at Lake Placid, N.Y.
Minnesota-Duluth 2, UND 1 (OT)
Consolation Round at Lake Placid, N.Y.
UND 6, Michigan State 5 (OT)

- 1986-87 **Quarterfinal Round at UND**
UND 3-6, St. Lawrence 1-3
Semifinal Round at Detroit, Mich.
UND 5, Harvard 2
Title Game at Detroit, Mich.
UND 5, Michigan State 3

- 1989-90 **Quarterfinal Round at Boston, Mass.**
Boston University 5-5-5, UND 8-3-0

- 1996-97 **Quarterfinal Round at Grand Rapids, Mich.**
UND 6, Cornell 2
Semifinal Round at Milwaukee, Wis.
UND 6, Colorado College 2
Title Game at Milwaukee, Wis.
UND 6, Boston University 4

- 1997-98 **Quarterfinal Round at Ann Arbor, Mich.**
Michigan 4, UND 3

- 1998-99 **Quarterfinal Round at Madison, Wis.**
Boston College 3, UND 1

- 1999-00 **Quarterfinal Round at Minneapolis, Minn.**
UND 4, Niagara 1
Semifinal Round at Providence, R.I.
UND 2 vs. Maine 0
Title Game at Providence, R.I.
UND 4, Boston College 2

- 2000-01 **Quarterfinal Round at Worcester, Mass.**
UND 4, Colorado College 1
Semifinal Round at Albany, N.Y.
UND 2, Michigan State 0
Title Game at Albany, N.Y.
UND 2, Boston College 3 (ot)

- 2002-03 **NCAA West Regional at Minneapolis, Minn.**
Region Semifinal: Ferris State 5, UND 2

- 2003-04 **NCAA West Regional at Colorado Springs, Colo.**
Region Semifinal: UND 3, Holy Cross 0
Region Final: Denver 1, UND 0

- 2004-05 **NCAA East Regional at Worcester, Mass.**
Region Semifinal: UND 4, Boston University 0
Region Final: UND 6, Boston College 3
Semifinal Round at Columbus, Ohio
UND 4, Minnesota 2
Title Game at Columbus, Ohio
Denver 4, UND 1

- 2005-06 **NCAA West Regional at Grand Forks, N.D.**
Region Semifinal: UND 5, Michigan 1
Region Final: UND 5, Holy Cross 2
Semifinal Round at Milwaukee, Wis.
Boston College 6, UND 5

- 2006-07 **NCAA West Regional at Denver, Colo.**
Region Semifinal: UND 8, Michigan 5
Region Final: UND 3, Minnesota 2 (OT)
Semifinal Round at St. Louis, Mo.
Boston College 6, UND 4

- 2007-08 **NCAA Midwest Regional at Madison, Wis.**
Region Semifinal: UND 5, Princeton 1
Region Final: UND 3, Wisconsin 2 (OT)
Semifinal Round at Denver, Colo.
Boston College 6, UND 1

ALL-TIME NCAA CHAMPIONS

(Source: NCAA Men's & Women's Frozen Four Tournament Records)

Year	Champion (Record)	Coach	Score	Runner-Up	Site	Championship	
						Game Attend.	Semifinalists
1948	Michigan (20-2-1)	Vic Heyliger	8-4	Dartmouth	Colorado Springs, Colo.	2,700	Boston Coll., Colo. College
1949	Boston College (21-1)	John "Snooks" Kelley	4-3	Dartmouth	Colorado Springs, Colo.	2,800	Michigan, Colo. College
1950	Colorado Col. (18-5-1)	Cheddy Thompson	13-4	Boston U.	Colorado Springs, Colo.	3,000	Michigan, Boston College
1951	Michigan (22-4-1)	Vic Heyliger	7-1	Brown	Colorado Springs, Colo.	2,700	Boston U., Colo. College
1952	Michigan (22-4)	Vic Heyliger	4-1	Colorado Col.	Colorado Springs, Colo.	NA	Yale, St. Lawrence
1953	Michigan (17-7)	Vic Heyliger	7-3	Minnesota	Colorado Springs, Colo.	2,700	Rensselaer, Boston U.
1954	Rensselaer (18-5)	Ned Harkness	5-4 (ot)	Minnesota	Colorado Springs, Colo.	2,800	Michigan, Boston College
1955	Michigan (18-5-1)	Vic Heyliger	5-3	Colorado Col.	Colorado Springs, Colo.	2,700	Harvard, St. Lawrence
1956	Michigan (20-2-1)	Vic Heyliger	7-5	Michigan Tech	Colorado Springs, Colo.	2,800	St. Lawrence, Boston Coll.
1957	Colorado Col. (25-5)	Thomas Bedecki	13-6	Michigan	Colorado Springs, Colo.	2,800	Clarkson, Harvard
1958	Denver (24-10-2)	Murray Armstrong	6-2	North Dakota	Minneapolis, Minn.	7,878	Clarkson, Harvard
1959	North Dakota (20-10-1)	Bob May	4-3 (ot)	Michigan St.	Troy, N.Y.	NA	Boston Coll., St. Lawrence
1960	Denver (27-4-3)	Murray Armstrong	5-3	Michigan Tech	Boston	NA	Boston U., St. Lawrence
1961	Denver (30-1-1)	Murray Armstrong	12-2	St. Lawrence	Denver	5,363	Minnesota, Rensselaer
1962	Michigan Tech (29-3)	John MacInnes	7-1	Clarkson	Utica, N.Y.	4,210	Michigan, St. Lawrence
1963	North Dakota (22-7-3)	Barry Thorndycraft	6-5	Denver	Chestnut Hill, Mass.	4,200	Clarkson, Boston College
1964	Michigan (24-4-1)	Allen Renfrew	6-3	Denver	Denver	5,296	Rensselaer, Providence
1965	Michigan Tech (24-5-2)	John MacInnes	8-2	Boston College	Providence, R.I.	2,600	North Dakota , Brown
1966	Michigan St. (16-13)	Amo Bessone	6-1	Clarkson	Minneapolis, Minn.	3,101	Denver, Boston Univ.
1967	Cornell (27-1-1)	Ned Harkness	4-1	Boston U.	Syracuse, N.Y.	6,571	Michigan St., North Dakota
1968	Denver (28-5-1)	Murray Armstrong	4-0	North Dakota	Duluth, Minn.	5,453	Cornell, Boston College
1969	Denver (26-6)	Murray Armstrong	4-3	Cornell	Colorado Springs, Colo.	4,625	Harvard, Michigan Tech
1970	Cornell (29-0)	Ned Harkness	6-4	Clarkson	Lake Placid, N.Y.	2,000	Wisconsin, Michigan Tech
1971	Boston U. (28-2-1)	Jack Kelley	4-2	Minnesota	Syracuse, N.Y.	6,017	Denver, Harvard
1972	Boston U. (26-4-1)	Jack Kelley	4-0	Cornell	Boston	14,995	Wisconsin, Denver
1973	Wisconsin (29-9-2)	Bob Johnson	4-2	#Denver	Boston	8,055	Boston College, Cornell
1974	Minnesota (22-12-6)	Herb Brooks	4-2	Michigan Tech	Boston	7,132	Boston Univ., Harvard
1975	Michigan Tech (32-10)	John MacInnes	6-1	Minnesota	St. Louis, Mo.	6,838	Boston Univ., Harvard
1976	Minnesota (28-14-2)	Herb Brooks	6-4	Michigan Tech	Denver, Colo.	5,311	Brown, Boston Univ.
1977	Wisconsin (37-7-1)	Bob Johnson	6-5 (ot)	Michigan	Detroit	14,437	Boston U., New Hampshire
1978	Boston U. (30-2)	Jack Parker	5-3	Boston College	Providence, R.I.	11,038	Bowling Green, Wisconsin
1979	Minnesota (32-11-1)	Herb Brooks	4-3	North Dakota	Detroit	7,011	Dartmouth, New Hampshire
1980	North Dakota (31-8-1)	John "Gino" Gasparini	5-2	Northern Mich.	Providence, R.I.	5,811	Dartmouth, Cornell
1981	Wisconsin (27-14-1)	Bob Johnson	6-3	Minnesota	Duluth, Minn.	5,420	Michigan Tech, N. Michigan
1982	North Dakota (35-12)	John "Gino" Gasparini	5-2	Wisconsin	Providence, R.I.	9,272	Northeastern, N. Hampshire
1983	Wisconsin (33-10-4)	Jeff Sauer	6-2	Harvard	Grand Forks, N.D.	6,370	Providence, Minnesota
1984	Bowling Green (34-8-2)	Jerry York	5-4 (4 ot)	Minn.-Duluth	Lake Placid, N.Y.	7,813	North Dakota , Michigan St.
1985	Rensselaer (35-2-1)	Mike Addesa	2-1	Providence	Detroit	16,282	Minn. Duluth, Boston Coll.
1986	Michigan St. (34-9-2)	Ron Mason	6-5	Harvard	Providence, R.I.	8,341	Minnesota, Denver
1987	North Dakota (40-8)	John "Gino" Gasparini	5-3	Michigan St.	Detroit	16,632	Minnesota, Harvard
1988	Lake Superior St. (33-7-6)	Frank Anzalone	4-3 (ot)	St. Lawrence	Lake Placid, N.Y.	7,906	Maine, Minnesota
1989	Harvard (31-3)	Bill Cleary	4-3 (ot)	Minnesota	St. Paul, Minn.	15,406	Michigan State, Maine
1990	Wisconsin (36-9-1)	Jeff Sauer	7-3	Colgate	Detroit	12,716	Boston College, Boston U.
1991	Northern Mich. (38-5-4)	Rick Comley	8-7 (3 ot)	Boston U.	St. Paul, Minn.	12,564	Clarkson, Maine
1992	Lake Superior St. (30-9-4)	Jeff Jackson	5-3	#Wisconsin	Albany, N.Y.	12,891	Michigan, Michigan St.
1993	Maine (42-1-2)	Shawn Walsh	5-4	Lake Superior St.	Milwaukee, Wis.	17,704	Boston U., Michigan
1994	Lake Superior St. (31-10-4)	Jeff Jackson	9-1	Boston U.	St. Paul, Minn.	15,197	Harvard, Minnesota
1995	Boston U. (31-6-3)	Jack Parker	6-2	Maine	Providence, R.I.	11,484	Michigan, Minnesota
1996	Michigan (33-7-2)	Gordon "Red" Berenson	3-2 (ot)	Colorado Col.	Cincinnati, Ohio	12,957	Boston U., Vermont
1997	North Dakota (31-10-2)	Dean Blais	6-4	Boston U.	Milwaukee, Wis.	17,537	Colo. College, Michigan
1998	Michigan (32-11-1)	Gordon "Red" Berenson	3-2 (ot)	Boston College	Boston	18,276	New Hampshire, Ohio St.
1999	Maine (31-6-4)	Shawn Walsh	3-2 (ot)	New Hampshire	Anaheim, Calif.	14,447	Boston Coll., Michigan St.
2000	North Dakota (31-8-5)	Dean Blais	4-2	Boston College	Providence, R.I.	11,484	Maine, St. Lawrence
2001	Boston College (33-8-2)	Jerry York	3-2 (ot)	North Dakota	Albany, N.Y.	13,361	Michigan, Michigan St.
2002	Minnesota (32-8-4)	Don Lucia	4-3 (ot)	Maine	St. Paul, Minn.	19,327	New Hampshire, Michigan
2003	Minnesota (28-8-9)	Don Lucia	5-1	New Hampshire	Buffalo, N.Y.	18,659	Cornell, Michigan
2004	Denver (27-12-5)	George Gwozdecky	1-0	Maine	Boston	18,597	Boston Coll., Minn. Duluth
2005	Denver (32-9-2)	George Gwozdecky	4-1	North Dakota	Columbus, Ohio	17,155	Minnesota, Colo. College
2006	Wisconsin (30-10-3)	Mike Eaves	2-1	Boston College	Milwaukee, Wis.	17,758	North Dakota , Maine
2007	Michigan State (26-13-3)	Rick Comley	3-1	Boston College	St. Louis, Mo.	19,432	North Dakota , Maine
2008	Boston College (25-11-8)	Jerry York	4-1	Notre Dame	Denver, Colo.	18,632	North Dakota , Michigan

#Participation in the tournament vacated by the NCAA Committee on Infractions.

Attendance figures from 1948-1979 are from game summaries of newspaper accounts; figures from 1980 to present are from NCAA reports.

Honors and Awards



HOBEY BAKER AWARD

RYAN DUNCAN

2007 HOBEY BAKER AWARD WINNER

He may be just 5 feet 8, 158 pounds, but **Ryan Duncan** is the giant of the college hockey world. Friday in St. Louis, the UND sophomore forward won the **Hobey Baker Memorial Award**, given to the best player in the country. He's UND's second winner of the award. The first was Tony Hrkac in 1987.

Read about Duncan's big moment and other stories relating to his accomplishment on pages **2-3C**.

(Reprint of Grand Forks Herald used with permission of Grand Forks Herald.)

HOBEY BAKER FINALISTS BY SCHOOL

North Dakota	20	UMass-Lowell	4
Michigan State	18	Ohio State	3
Minnesota	17	Western Michigan	3
Boston College	17	Babson	2
Michigan	14	Bowdoin	2
Maine	11	Ferris State	2
Boston University	11	Michigan Tech	2
Colorado College	10	Northeastern	2
Harvard	10	Nebraska-Omaha	2
Bowling Green	9	Notre Dame	2
Northern Michigan	8	St. Cloud State	2
Clarkson	7	Alaska-Fairbanks	1
Minnesota Duluth	7	Bemidji State	1
New Hampshire	7	Brown	1
Providence	7	Illinois-Chicago	1
Rensselaer	7	Iona	1
Wisconsin	7	Minnesota State	1
St. Lawrence	7	Merrimack	1
Lake Superior State	6	Niagara	1
Yale	6	Plattsburgh State	1
Miami	6	Saint Anselm	1
Colgate	5	Saint Thomas	1
Denver	5	UMass-Amherst	1
Vermont	5	Air Force	1
Cornell	4	Dartmouth	1


The Grand Forks Herald devoted the front page of its sports section to Ryan Duncan on Saturday, April 7, 2007, after it was announced the day before that Duncan had received the 2007 Hobey Baker Memorial Award. Duncan speaks to the media (below) after receiving the Hobey Baker Award.



Tony Hrkac won the 1987 Hobey Baker Memorial Award after leading North Dakota to the NCAA title and setting a national record for points in a season with 116.




Fighting Sioux Hobey Baker Award Finalists




James Patrick
1983




Jon Casey
1984




Scott Sandelin
1986



Steve Johnson
1988



Russ Parent
1990



Greg Johnson
1991, 1992, 1993




Jason Blake
1997, 1999




Curtis Murphy
1998




Jeff Panzer
2000, 2001



Zach Parise
2003, 2004



Brandon Bochenski
2004



Jean-Philippe Lamoureux
2008



T.J. Oshie
2008

Forward Zach Parise became one of four UND players to be named a Hobey Baker Award finalist more than once. In 2003, he became the first freshman in school history to be named a Hobey Baker Finalist.

UND ALL-AMERICANS

Prior to the 1957-58 season, All-America teams were named by coaches, rather than chosen through a formal vote of the American Hockey Coaches Association.

- 1949-50 Buzz Johnson, F (2nd)
Dan McKinnon, D (2nd)
- 1950-51 John Noah, D (1st)
- 1951-52 Ben Cherski, C (2nd)
- 1952-53 Ben Cherski, C (1st)
- 1953-54 Ben Cherski, C (1st)
Spike Schultz, G (1st)
- 1954-55 Bill Reichart, C (1st)
- 1955-56 Bill Reichart, C (1st)
- 1956-57 Bill Reichart, F (1st)
Bill Steenson, D (1st)
- 1957-58 Bill Steenson, D (1st)
- 1958-59 Bill Steenson, D (1st)
- 1959-60 Reg Morelli, C (1st)
- 1962-63 Don Ross, D (1st)
Al McLean, F (1st)
Dave Merrifield, F (1st)
- 1964-65 Don Ross, D (1st)
- 1965-66 Terry Casey, C (1st)
- 1966-67 Jerry Lafond, D (1st)
- 1967-68 Terry Abram, D (1st)
Bob Munro, C (1st)
- 1968-69 Bob Munro, C (1st)
John Marks, D (1st)
- 1969-70 John Marks, D (1st)
- 1971-72 Alan Hangsleben, D (1st)
- 1978-79 Bob Iwabuchi, G (1st)
Kevin Maxwell, C (1st)
- 1979-80 Mark Taylor, C (1st)
Howard Walker, D (1st)
- 1980-81 Marc Chorney, D (1st)
- 1982-83 James Patrick, D (1st)
- 1983-84 Jon Casey, G (1st)
- 1985-86 Scott Sandelin, D (2nd)
- 1986-87 Tony Hrkac, C (1st)
Bob Joyce, F (1st)
Ian Kidd, D (1st)
Ed Belfour, G (2nd)
- 1987-88 Steve Johnson, C (1st)
- 1989-90 Russ Parent, D (1st)
Lee Davidson, C (2nd)
- 1990-91 Greg Johnson, C (1st)
- 1991-92 Greg Johnson, C (2nd)
- 1992-93 Greg Johnson, C (1st)
- 1995-96 Teeder Wynne, F (2nd)
- 1996-97 Curtis Murphy, D (2nd)
David Hoogsteen, F (2nd)
- 1997-98 Curtis Murphy, D (1st)
Jason Blake, F (2nd)
Karl Goehring, G (2nd)
- 1998-99 Jason Blake, C, (1st)
Brad Williamson, D, (1st)
Jay Panzer, F, (2nd)
- 1999-00 Karl Goehring, G (1st)
Jeff Panzer, C (1st)
Lee Goren, F (2nd)
- 2000-01 Jeff Panzer, C (1st)
Travis Roche, D (1st)
Bryan Lundbohm, W (2nd)
- 2003-04 Brandon Bochenski, W, (1st)
Zach Parise, C (1st)

- 2006-07 Ryan Duncan, F (1st)
Jonathan Toews, F (1st)
Taylor Chorney, D (2nd)
- 2007-08 T.J. Oshie, F (1st)

NCAA TOURNAMENT MOST OUTSTANDING PLAYER

- 1959 Reg Morelli, F
- 1963 Al McLean, F
- 1980 Doug Smail, F
- 1982 Phil Sykes, F
- 1987 Tony Hrkac, F
- 1997 Matt Henderson, F
- 2000 Lee Goren, F

NCAA TOURNAMENT ALL-TOURNAMENT TEAM

- 1958 Ron King, F (1st tm)
Ralph Lyndon, D (1st tm)
Bill Steenson, D (2nd tm)
- 1959 Reg Morelli, F (2st tm)
Ed Thomlinson, F (1st tm)
Ralph Lyndon, D (2nd tm)
Joe Poole, F (2nd tm)
- 1963 George Goodacre, D
Don Ross, D
Al McLean, F
Dave Merrifield, F
Don Stokaluk, F
- 1968 Terry Abram, D
Bob Munro, F
- 1979 Howard Walker, D
Mark Taylor, F
- 1980 Marc Chorney, D
Doug Smail, F
Phil Sykes, F
- 1982 Darren Jensen, G
James Patrick, D
Cary Eades, F
Phil Sykes, F
- 1984 Dean Barsness, F
- 1987 Ed Belfour, G
Ian Kidd, D
Tony Hrkac, F
Bob Joyce, F
- 1997 David Hoogsteen, F
Matt Henderson, F
Curtis Murphy, D
Aaron Schweitzer, G
- 2000 Lee Goren, F
Bryan Lundbohm, F
Mike Commodore, D
Karl Goehring, G
- 2001 Travis Roche, D
Bryan Lundbohm, W
- 2005 Travis Zajac, F

UND HONOR ROLL

NATIONAL COACH OF THE YEAR (Spencer Penrose Award)

1986-87 John "Gino" Gasparini
1996-97 Dean Blais
2000-01 Dean Blais

WCHA COACH OF THE YEAR

1964-65 R.H. "Bob" Peters
1966-67 Bill Selman
1978-79 John "Gino" Gasparini
1981-82 John "Gino" Gasparini
1986-87 John "Gino" Gasparini
1996-97 Dean Blais
1998-99 Dean Blais
2000-01 Dean Blais

WCHA STUDENT-ATHLETE OF THE YEAR

1987-88 Steve Johnson, F
1997-98 Mitch Vig, D
2000-01 Karl Goehring, G

WCHA MOST VALUABLE PLAYER

1964-65 Gerry Kell, C
1981-82 Phil Sykes, F
1986-87 Tony Hrkac, C

WCHA PLAYER OF THE YEAR

1997-98 Curtis Murphy, D
1998-99 Jason Blake, C
2000-01 Jeff Panzer, C
2006-07 Ryan Duncan, F

WCHA DEFENSIVE PLAYER OF THE YEAR

1997-98 Matt Henderson, F (co)
1998-99 Brad Williamson, D

WCHA SOPHOMORE OF THE YEAR

1966-67 Bob Munro, F (co-winner)

WCHA FRESHMAN OF THE YEAR

1971-72 Alan Hangsleben, D
1978-79 Kevin Maxwell, F
1981-82 James Patrick, D

WCHA ROOKIE OF THE YEAR

1993-94 Landon Wilson, D
1997-98 Karl Goehring, G
2001-02 Brandon Bochenski, F
2003-04 Brady Murray, F

ALL-WCHA

(First, second and third team selections)

1951-52 Elwood Shell, D (2nd)
1952-53 Ben Cherski, F (1st)
Elwood Shell, D (2nd)
1953-54 Ben Cherski, F (1st)
Spike Schultz, G (2nd)
1954-55 Bill Reichart, F (1st)
1955-56 Bill Reichart, F (1st)
1956-57 Bill Reichart, F (1st)
Bill Steenson, D (1st)
Tom Yurkovich, G (2nd)
1957-58 Bill Steenson, D (1st)
Jim Ridley, F (2nd)

1959-60 Reg Morelli, C (1st)
Guy LaFrance, D (2nd)
1960-61 Bill Colpitts, F (2nd)
1962-63 Don Ross, D (1st)
Dave Merrifield, F (1st)
Joe Lech, G (2nd)
Al McLean, F (2nd)
1964-65 Don Ross, D (1st)
Gerry Kell, F (1st)
Joe Lech, G (2nd)
Dennis Hextall, F (2nd)
1965-66 Dennis Hextall, F (1st)
Terry Casey, F (1st)
1966-67 Jerry Lafond, D (1st)
1967-68 Mike Curran, G (1st)
Terry Abram, D (1st)
Bob Munro, F (1st)
1968-69 Terry Abram, D (1st)
Bob Munro, F (1st)
John Marks, D (2nd)
Dave Kartio, F (2nd)
1969-70 John Marks, D (1st)
1971-72 Alan Hangsleben, D (1st)
Jim Cahoon, F (1st)
Rick Wilson, D (2nd)
1976-77 Roger Lamoureux, F (2nd)
1977-78 Bill Himmelright, D (1st)
1978-79 Bob Iwabuchi, G (1st)
Kevin Maxwell, C (1st)
1979-80 Mark Taylor, C (1st)
Howard Walker, D (1st)
Doug Smail, F (2nd)
Marc Chorney, D (2nd)
1980-81 Marc Chorney, D (1st)
Troy Murray, F (2nd)
1981-82 Jon Casey, G (1st)
Phil Sykes, F (1st)
Craig Ludwig, D (2nd)
James Patrick, D (2nd)
Troy Murray, F (2nd)
1982-83 James Patrick, D (1st)
Jon Casey, G (2nd)
Dave Tippett, F (2nd)
1983-84 Jon Casey, G (1st)
Dan Brennan, F (1st)
Rick Zombo, D (2nd)
1984-85 Jim Archibald, F (1st)
1985-86 Scott Sandelin, D (1st)
1986-87 Ed Belfour, G (1st)
Ian Kidd, D (1st)
Tony Hrkac, F (1st)
Bob Joyce, F (1st)
1987-88 Steve Johnson, C (1st)
1988-89 Russ Parent, D (2nd)
1989-90 Russ Parent, D (1st)
Jason Herter, D (2nd)
Lee Davidson, F (2nd)
1990-91 Greg Johnson, C (1st)
Russ Romaniuk, F (1st)
Jason Herter, D (2nd)
Dixon Ward, F (2nd)
1991-92 Greg Johnson, C (1st)
Dixon Ward, F (2nd)
1992-93 Greg Johnson, C (1st)
1994-95 Nick Naumenko, D (1st)
1995-96 Nick Naumenko, D (1st)
Teeder Wynne, F (1st)

1996-97 David Hoogsteen, F (1st)
Jason Blake, F (1st)
Curtis Murphy, D (1st)
Dane Litke, D (3rd)
1997-98 Curtis Murphy, D (1st)
Jason Blake, F (1st)
Karl Goehring, G (1st)
David Hoogsteen, F (2nd)
1998-99 Jason Blake, C (1st)
Brad Williamson, D (1st)
Jay Panzer, F (2nd)
Jeff Panzer, C, (2nd)
Karl Goehring, G (2nd)
Trevor Hammer, D (2nd)
Lee Goren, F (3rd)
1999-00 Jeff Panzer, F (1st)
Karl Goehring, G (1st)
Lee Goren, F (2nd)
Jason Ulmer, F (3rd)
2000-01 Jeff Panzer, C (1st)
Bryan Lundbohm, W (1st)
Travis Roche, D (1st)
Ryan Bayda, W, (2nd)
2001-02 Ryan Bayda, F (2nd)
2002-03 Brandon Bochenski, F (2nd)
David Hale, D (3rd)
Zach Parise, F (3rd)
Andy Schneider, D (3rd)
Brandon Bochenski, F (1st)
2003-04 Zach Parise, C (1st)
Matt Jones, D (2nd)
Brady Murray, W (3rd)
2004-05 Matt Jones, D (3rd)
2005-06 Jordan Parise, G (3rd)
Matt Smaby, D (3rd)
Drew Stafford, F (3rd)
2006-07 Ryan Duncan, F (1st)
Jonathan Toews, F (2nd)
Taylor Chorney, D (2nd)
T.J. Oshie, F (3rd)
2007-08 Taylor Chorney, D (1st)
T.J. Oshie, F (1st)
Ryan Duncan, F (2nd)
Chay Genoway, D (2nd)
Jean-Philippe Lamoureux, G (2nd)
Robbie Bina, D (3rd)

ALL-WCHA ROOKIE TEAM


1992-93 Nick Naumenko, D
1993-94 Toby Kvalevog, G
Landon Wilson, F
1997-98 Karl Goehring, G
Trevor Hammer, D
Jeff Panzer, F
1999-00 Travis Roche, D
Ryan Bayda, F
2001-02 Brandon Bochenski, F
2002-03 Zach Parise, F
2003-04 Brady Murray, F
2004-05 Travis Zajac, F
2005-06 Brian Lee, D
T.J. Oshie, F

WCHA ALL-ACADEMIC TEAM

1984-85 Perry Berezan, F
Glen Klotz, D
Craig Perry, G

1985-86 Brian Williams, F
Jeff Bowen, F
Scott Dub, F
Rick Forst, F
Bob Joyce, F
Mickey Krampotich, F
1986-87 Tom Benson, D
Scott Brower, G
Scott Dub, F
Tony Hrkac, F
Steve Johnson, F
Bob Joyce, F
Mickey Krampotich, F
1987-88 Murray Baron, D
Tom Benson, F
Brent Bobyck, F
Scott Brower, G
Scott Dub, F
Steve Johnson, F
Mike LaMoine, D
Grant Paronica, F
1988-89 Brent Bobyck, F
Mike LaMoine, D
Grant Paronica, F
Garry Valk, F
1989-90 Jason Herter, D
Dane Jackson, F
Jeff McLean, F
Matt Morelli, F
Brad Pascall, D
Steve Peters, G
Dixon Ward, F
1990-91 Chris Dickson, G
Dave Hakstol, D
Jason Herter, D
Greg Johnson, F
David Marvin, D
Jeff McLean, F
Brad Pascall, D
Dixon Ward, F
1991-92 Brad Bombardir, D
Dave Hakstol, D
Greg Johnson, F
Kevin McKinnon, F
Jeff McLean, F
Brad Pascall, D
Marty Schriener, F
Dixon Ward, F
1992-93 Brad Bombardir, D
Chris Gotziaman, F
Greg Johnson, F
Jeff Lembke, G
Jarrod Olson, D
1993-94 Sean Beswick, F
Brad Bombardir, D
Chris Gotziaman, F
Corey Johnson, F
Kevin McKinnon, F
Jarrod Olson, D
Marty Schriener, F
1994-95 Corey Johnson, F
Jarrod Olson, D
Tim Slukynsky, F
1995-96 Corey Johnson, F
Mark Pivetz, D
Bill Trew, F
Brian Zierke, F

- 1996-97 Jesse Bull, F
Dane Litke, D
Jay Panzer, F
Tom Phillion, F
Jeff Ulmer, F
Mitch Vig, D
Brad Williamson, D
- 1997-98 Jason Blake, F
Joe Blake, D
Brad DeFauw, F
Lee Goren, F
Jay Panzer, F
Jason Ulmer, F
Jeff Ulmer, F
Mitch Vig, D
Brad Williamson, D
- 1998-99 Mike Commodore, D
Brad DeFauw, F
Karl Goehring, G
Lee Goren, F
Trevor Hammer, D
Jay Panzer, F
Jeff Panzer, F
Jason Ulmer, F
Jeff Ulmer, F
Brad Williamson, D
- 1999-00 Peter Armbrust, F
Mike Commodore, D
Wes Dorey, F
Karl Goehring, G
Lee Goren, F
Trevor Hammer, D
Bryan Lundbohm, F
Chad Mazurak, D
Tim O'Connell, D
Jeff Panzer, F
Aaron Schneekloth, D
Jason Ulmer, F
- 2000-01 Ryan Bayda, F
Karl Goehring, G
Trevor Hammer, D
Bryan Lundbohm, F
Chad Mazurak, D
Aaron Schneekloth, D
- 2001-02 Ryan Hale, F
Andy Kollar, G
Chad Mazurak, D
Jason Notermann, F
Tyler Palmiscno, F
Aaron Schneekloth, D
Tim Skarperud, F
- 2002-03 Ryan Connelly, F
Nick Fuher, D
Quinn Fyelling, F
Ryan Hale, F/D
Matt Jones, D
David Lundbohm, F
James Massen, F
Jason Notermann, F
Tyler Palmiscno, F
Andy Schneider, D
Kevin Spiewak, F
- 2003-04 Brian Canady, F
Nick Fuher, D
Quinn Fyelling, F
Matt Greene, D
Ryan Hale, F/D



Seven of the Sioux's finest from Western Canada (left to right) in the late 1970s: Glen Fester; Phil Sykes, Mark Taylor, Darren Jensen, Howard Walker, Paul Chadwick and Cary Eades.

- | | | | |
|---------|-------------------|---------|-----------------------|
| | Matt Jones, D | | Russ Romaniuk, F |
| | Lee Marvin, D/F | 1996-97 | David Hoogsteen, F |
| | Zach Parise, F | | Curtis Murphy, D |
| | Andy Schneider, D | | Aaron Schweitzer, G |
| 2004-05 | Brian Canady, F | 1997-98 | Jason Blake, F |
| | Erik Fabian, F | | Curtis Murphy, D |
| | Scott Foyt, F/D | 1998-99 | Jeff Panzer, F |
| | Matt Greene, D | 1999-00 | Ryan Bayda, F |
| | Rory McMahon, F | | Lee Goren, F |
| | Jordan Parise, G | | Andy Kollar, G |
| | Andy Schneider, D | | Travis Roche, D |
| 2005-06 | Robbie Bina, D | 2000-01 | Jeff Panzer, F |
| | Erik Fabian, F | | Travis Roche, D |
| | Scott Foyt, F | 2003-04 | Brandon Bochenski, F |
| | Jordan Parise, G | | Matt Jones, D |
| | Chris Porter, F | | Zach Parise, F |
| | Matt Smaby, D | 2004-05 | Nick Fuher, D |
| | Drew Stafford, F | | Rastislav Spirko, F |
| | Travis Zajac, F | 2005-06 | T.J. Oshie, F |
| 2006-07 | Robbie Bina, D | | Jordan Parise, G |
| | Taylor Chorney, D | | Matt Smaby, D |
| | Ryan Duncan, D | 2006-07 | Taylor Chorney, D |
| | Erik Fabian, F | | Philippe Lamoureux, G |
| | Joe Finley, D | | Jonathan Toews, F |
| | Scott Foyt, F/D | 2007-08 | Taylor Chorney, D |
| | Brian Lee, D | | T.J. Oshie, F |
| | Ryan Martens, F | | |
| | Chris Porter, F | | |
| | Aaron Walski, G | | |
| | Matt Watkins, F | | |

WCHA TOURNAMENT MVP

- 1996-97 David Hoogsteen, F
- 1999-00 Lee Goren, F
- 2005-06 Jordan Parise, G

WCHA ALL-TOURNAMENT TEAM

- 1987-88 Neil Eisenhut, F
- 1989-90 Jason Herter, D
- Greg Johnson, F

UND HONOR ROLL

TOM HOGHAUG MEMORIAL SCHOLARSHIP

Awarded annually to a freshman hockey player who has demonstrated initiative, character and a sense of responsibility. The Tom Hoghaug Memorial scholarship was established Feb. 4, 1959 by Dr. and Mrs. Maurice Hoghaug of Grand Forks to honor the memory of their son, Tom, a UND hockey player who was killed in a tragic automobile accident.

- 1958-59 Douglas Messier
- 1959-60 Daniel Storsteen
- 1960-61 Frederick Granger Evans
- 1961-62 Joseph Lech
- 1962-63 Paul Rygh
- 1963-64 Robert Lillo
- 1964-65 Gary Brandt
- 1965-66 Robert Tuff
- 1966-67 Rodney Christensen
- 1967-68 Robert Duncan
- 1968-69 Gregory Cameron
- 1969-70 Earl Anderson
- 1970-71 Dennis Johnson
- 1971-72 Timothy Delmore
- 1972-73 Richard Clubbe
- 1973-74 Roger Lamoureux
- 1974-75 Daniel Passolt
- 1975-76 Charles (Mike) Burggraf
William Stankoven
- 1976-77 Tom Mogush
- 1977-78 Doug Smail
- 1978-79 Phillip Sykes
- 1979-80 Darren Jensen
- 1980-81 James Vilandre
- 1981-82 Richard Zombo
- 1982-83 Glen Klotz
- 1983-84 Perry Berezan
- 1984-85 Scott Brower
- 1985-86 Ian Kidd
- 1986-87 Steve Peters
- 1987-88 Garry Valk
- 1988-89 Dane Jackson
- 1989-90 Greg Johnson
- 1990-91 Chris Gotziaman
- 1991-92 Marty Schriener
- 1992-93 Jeff Lembke
- 1993-94 Darcy Mitani
- 1994-95 Toby Kvalevog
- 1995-96 Ian Kallay
- 1996-97 Jason Ulmer
- 1997-98 Jeff Panzer
- 1998-99 Bryan Lundbohm
- 1999-00 Ryan Bayda
- 2000-01 David Hale
- 2001-02 Matt Jones
- 2002-03 Matt Greene
- 2003-04 Chris Porter
- 2004-05 Travis Zajac
- 2005-06 Jonathan Toews
- 2006-07 Darcy Zajac
- 2007-08 Jake Marto

ARCHIE KRUM MEMORIAL ATHLETIC SCHOLARSHIP

Conferred upon a hockey player who has demonstrated leadership qualities, high academic standards and athletic excellence, with a consideration given to players from North Dakota and Minnesota. Mr. Krum was a longtime supporter of UND Athletics before his death.

- 1984-85 Brian Williams
- 1985-86 Bob Joyce
- 1986-87 Steve Johnson
- 1987-88 Mike LaMoine
- 1988-89 Neil Eisenhut
- 1989-90 Russ Parent
- 1990-91 Dave Hakstol
- 1991-92 Chris Gotziaman
- 1992-93 Chris Gotziaman
- 1993-94 Jeff Lembke
- 1994-95 Jeff Lembke
- 1995-96 Corey Johnson
- 1996-97 Dane Litke
- 1997-98 Mitch Vig
- 1998-99 Jay Panzer
- 1999-00 Karl Goehring
- 2000-01 Karl Goehring
- 2001-02 Aaron Schneekloth
- 2002-03 Jason Notermann
- 2003-04 Matt Jones
- 2004-05 Matt Jones
- 2005-06 Erik Fabian
Matt Smaby
- 2006-07 Erik Fabian
- 2007-08 Ryan Duncan
Chay Genoway

JEFF ANDERSON HOCKEY SCHOLARSHIP

Awarded annually to a UND varsity hockey player who is voted MVP of the team by his teammates. Awarded after the season.

- 1985-86 Scott Sandelin
- 1986-87 Tony Hrkac
- 1987-88 Steve Johnson
- 1988-89 Lee Davidson
- 1989-90 Lee Davidson
- 1990-91 Greg Johnson
- 1991-92 Greg Johnson
- 1992-93 Greg Johnson
- 1993-94 Brad Bombardir
- 1994-95 Teeder Wynne
- 1995-96 Teeder Wynne
- 1996-97 David Hoogsteen
Jason Blake
- 1997-98 Curtis Murphy
- 1998-99 Brad Williamson
- 1999-00 Lee Goren
- 2000-01 Jeff Panzer
- 2000-02 Ryan Bayda
- 2002-03 Brandon Bochenski
Zach Parise
- 2003-04 Brandon Bochenski
- 2004-05 Colby Genoway
Jordan Parise
- 2005-06 Jordan Parise



Former Sioux forward Zach Parise, a 2004 All-American and two-time Hobey Baker Award finalist, was the recipient of UND's Cliff "Fido" Purpur Award in 2003-04.

- 2006-07 Ryan Duncan
- 2007-08 Jean-Philippe Lamoureux

CLIFF (FIDO) PURPUR AWARD

Given annually to the player judged by the coaching staff to exemplify the characteristics of Purpur, a former UND coach, of hard work, determination and being a creator of excitement on the ice.

- 1980-81 Phil Sykes
Dusty Carroll
- 1981-82 Dusty Carroll
- 1982-83 Dave Tippett
- 1983-84 Dean Barsness
- 1984-85 Scott Sandelin
- 1985-86 Bob Joyce
- 1986-87 Bob Joyce
- 1987-88 Scott Dub
- 1988-89 Brent Bobyck
- 1989-90 Brent Bobyck
- 1990-91 Dave Hakstol
- 1991-92 Dane Jackson
- 1992-93 Kevin McKinnon
- 1993-94 Kevin McKinnon
- 1994-95 Keith Murphy
- 1995-96 Darcy Mitani
- 1996-97 Matt Henderson
- 1997-98 Matt Henderson
- 1998-99 Jason Blake
- 1999-00 Jeff Panzer
- 2000-01 Bryan Lundbohm
- 2001-02 Tim Skarperud
- 2002-03 Jason Notermann
- 2003-04 Zach Parise
- 2004-05 Rory McMahon
- 2005-06 Travis Zajac
- 2006-07 T.J. Oshie
- 2007-08 T.J. Oshie

THE OLYMPIANS

- 1952 (Oslo, Norway)**
John Noah (USA)
- 1956 (Cortina d'Ampezzo, Italy)**
Gordon Christian (USA)
Dan McKinnon (USA)
Ken Purpur (USA)
- 1964 (Innsbruck, Austria)**
Tom Yurkovich (USA)
Bill Reichart (USA)
Don Ross (USA)
- 1968 (Grenoble, France)**
Don Ross (USA)
- 1972 (Sapporo, Japan)**
Mike Curran (USA)
- 1980 (Lake Placid, N.Y.)**
*Dave Christian (USA)
Kevin Maxwell (CAN)
- 1984 (Sarajevo, Yugoslavia)**
Dave Donnelly (CAN)
James Patrick (CAN)
Dave Tippett (CAN)
- 1988 (Calgary, Alberta, Canada)**
Bob Joyce (CAN)
Gord Sherven (CAN)
- 1992 (Albertville, France)**
Dean Blais (Coach, USA)
Dave Tippett (CAN)
- 1994 (Lillehammer, Norway)**
Greg Johnson (CAN)
- 2002 (Salt Lake City)**
*Ed Belfour (CAN)
- 2006 (Torino, Italy)**
Jason Blake (USA)
**Gold Medal Winners*

THE NATIONALISTS

- 1949 (Stockholm)**



Don Ross

- Milton Johnson (USA)
Russell Johnson (USA)
- 1950 (London)**
Milton Johnson (USA)
Russell Johnson (USA)
- 1955 (Germany)**
Gordon Christian (USA)
Dan McKinnon (USA)
- 1958 (Oslo)**
Gordon Christian (USA)
Dan McKinnon (USA)
Cal Marvin (USA)
- 1961 (Geneva)**
Tom Yurkovich (USA)
- 1965 (Tampere, Finland)**
Dan Storsteen (USA)
Cal Marvin (Manager)
- 1966 (Ljubjana, Yugoslavia)**
Don Ross (USA)
- 1967 (Vienna)**
Terry Casey (USA)




Kevin Maxwell

- Art Miller (CAN)
Don Ross (USA)
- 1969 (Stockholm)**
Bill Reichart (USA)
- 1970 (Bucharest)**
Mike Curran (USA)
Don Ross (USA)
- 1971 (Geneva)**
Mike Curran (USA)
Don Ross (USA)
- 1973 (Graz, Austria)**
Earl Anderson (USA)
Alan Hangsleben (USA)
- 1974 (Ljubjana, Yugoslavia)**
Alan Hangsleben (USA)
- 1976 (Katowice, Poland)**
Mike Curran (USA)
- 1986 (Moscow)**
Scott Sandelin (USA)
Brian Williams (USA)
- 1998 (Zurich)**
James Patrick (CAN)
- 1999 (Oslo)**
Jason Blake (USA)
- 2000 (St. Petersburg, Russia)**
Karl Goehring (USA)
Dean Blais (Ass't. Coach)
- 2002 (Sweden)**
James Patrick (CAN)
- 2003 (Helsinki, Finland)**
Brad DeFauw (USA)
- 2005 (Vienna)**
Zach Parise (USA)
- 2006 (Riga, Latvia)**
Drew Stafford (USA)
- 2007 (Moscow)**
Brandon Bochenski (USA)
Mike Commodore (CAN)
Matt Greene (USA)
Zach Parise (USA)
Jonathan Toews (CAN)
- 2008 (Halifax, N.S. & Quebec City)**
Matt Greene (USA)
Zach Parise (USA)
Drew Stafford (USA)
Jonathan Toews (CAN)

NATIONAL JUNIORS

- 1979 Dave Christian (USA)
Tim Mishler (USA)
Mike Stone (USA)
- 1981 Mark Huglen (USA)
Craig Ludwig (USA)
- 1982 Jon Casey (USA)
Troy Murray (CAN)
James Patrick (CAN)
- 1983 James Patrick (CAN)
Gord Sherven (CAN)
Rick Zombo (USA)
- 1984 Scott Sandelin (USA)
- 1985 Brad Berry (CAN)
- 1987 Lee Davidson (USA)
- 1988 Lee Davidson (USA)
- 1989 Geoff Smith (CAN)



Bill Reichart

- 1990 Jason Herter (CAN)
- 1991 Chris Gotziaman (USA)
Greg Johnson (CAN)
- 1992 Brad Bombardir (CAN)
Marty Schriner (USA)
- 1994 Toby Kvalevog (USA)
- 1995 Landon Wilson (USA)
- 2001 David Hale (USA)
- 2003 Matt Greene (USA)
Matt Jones (USA)
Zach Parise (USA)
Rastislav Spirko (Slovakia)
- 2004 Brady Murray (USA)
Zach Parise (USA)
Rastislav Spirko (Slovakia)
Drew Stafford (USA)
- 2005 Brian Lee (USA)
Drew Stafford (USA)
- 2006 Taylor Chorney (USA)
Brian Lee (USA)
T.J. Oshie (USA)
Jonathan Toews (CAN)
- 2007 Taylor Chorney (USA)
Brian Lee (USA)
Jonathan Toews (CAN)

WORLD CUP

(Formerly Canada Cup)

- 1976 Mike Curran (USA)
Alan Hangsleben (USA)
- 1981 Dave Christian (USA)
- 1984 Dave Christian (USA)
- 1991 Dave Christian (USA)

UND'S FIRST TEAM ALL-AMERICANS



John Noah
1950-51



Ben Cherski
1951-52*, 1952-1953, 1953-54



Gerald "Spike" Schultz
1953-54




Bill Reichart
1954-55, 1955-56, 1956-57



Bill Steenson
1956-57, 1957-58, 1958-59



Reg Morelli
1959-60




Don Ross
1962-63, 1964-65



Al McLean
1962-63




Dave Merrifield
1962-63




Terry Casey
1965-66



Jerry Lafond
1966-67



Terry Abram
1967-68




Bob Munro
1967-68, 1968-69



John Marks
1968-69, 1969-70




Alan Hangsleben
1971-72



Bob Iwabuchi
1978-79




Kevin Maxwell
1978-79




Mark Taylor
1979-80



Howard Walker
1979-80



Marc Chorney
1980-81




James Patrick
1982-83



Jon Casey
1983-84




Tony Hrkac
1986-87




Bob Joyce
1986-87




Ian Kidd
1986-87



Steve Johnson
1987-88



Russ Parent
1989-90




Greg Johnson
1990-91, 1991-92*,
1992-93



Curtis Murphy
1996-97*, 1997-98



Jason Blake
1997-98*, 1998-99



Brad Williamson
1998-99




Karl Goehring
1997-98*, 1999-00



Jeff Panzer
1999-00, 2000-01



Travis Roche
2000-01



Brandon Bochenski
2003-04



Zach Parise
2003-04



Ryan Duncan
2006-07



Jonathan Toews
2006-07



T.J. Oshie
2007-08


UND OLYMPIAN GALLERY



John Noah
1952



Don Ross
1968



James Patrick
1984



Gordon Christian
1956



Dan McKinnon
1956




Ken Purpur
1956




Tom Yurkovich
1964




Kevin Maxwell
1980



Dave Christian
1980 *Gold Medal




Dave Tippett
1984, 1992




Dave Donnelly
1984




Bob Joyce
1988



Gord Sherven
1988




Mike Curran
1972



Greg Johnson
1994



Bill Reichart
1964



Ed Belfour
2002 *Gold Medal

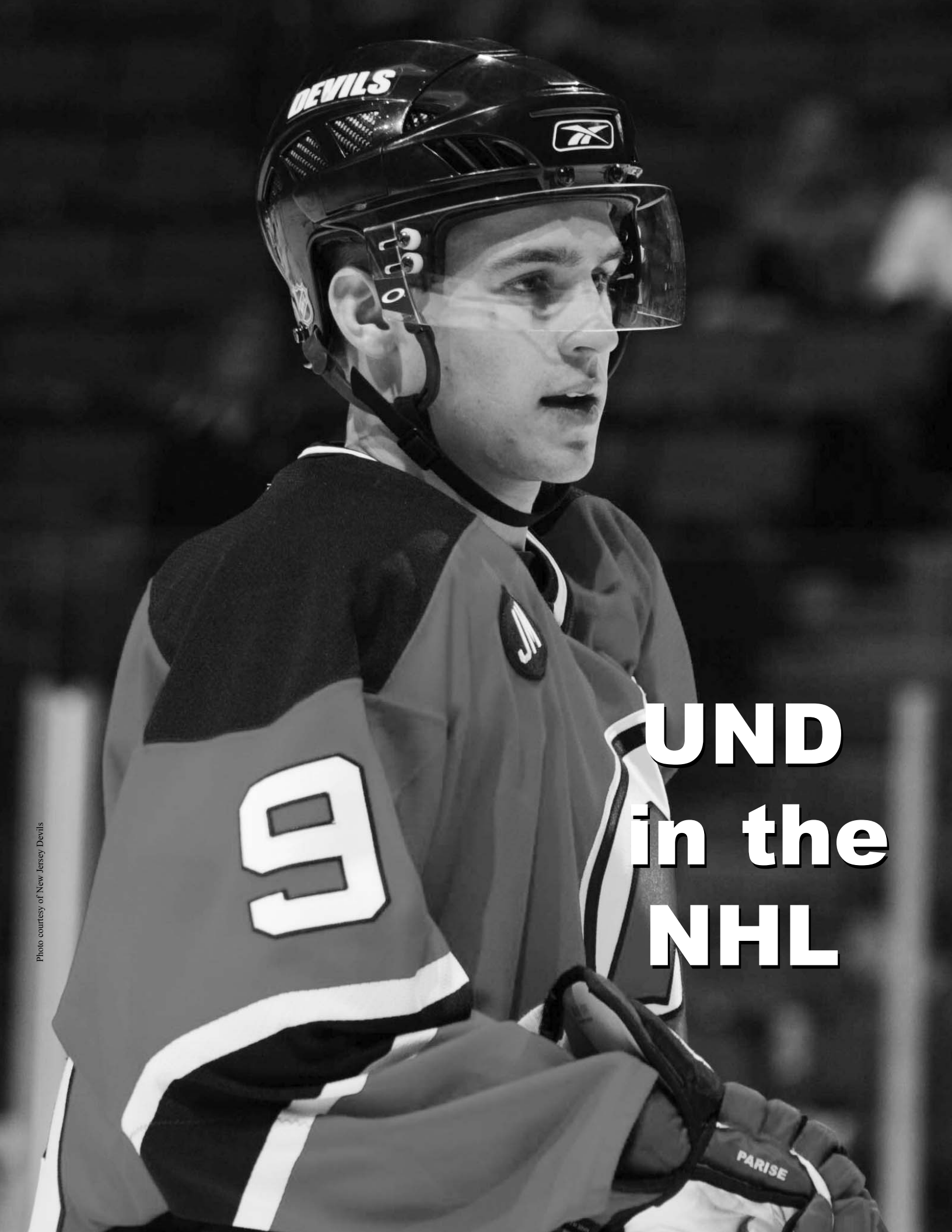


Photo courtesy of New Jersey Devils

UND
in the
NHL

PARISE

UND'S ALL-TIME NHL ROSTER

UND's All-Time NHL Roster

Forwards and Defensemen

* - Indicates active in NHL

Earl Anderson (1969-73)

Year	Team	GP	G	A	Pts	PIM
74-75	Detroit	45	7	3	10	12
	Boston	19	2	4	6	4
	Total	64	9	7	16	16
75-76	Boston	5	0	1	1	2
76-77	Boston	40	10	11	21	4
	Totals	109	19	19	38	22

Jim Archibald (1981-85)


84-85	Minnesota	4	1	2	3	11
85-86	Minnesota	11	0	0	0	32
86-87	Minnesota	1	0	0	0	0
	Totals	16	1	2	3	43

Murray Baron (1986-89)

89-90	Philadelphia	16	2	2	4	12
90-91	Philadelphia	67	8	8	16	74
91-92	St. Louis	67	3	8	11	94
92-93	St. Louis	53	2	2	4	59
93-94	St. Louis	77	5	9	14	123
94-95	St. Louis	39	0	5	5	93
95-96	St. Louis	82	2	9	11	190
96-97	St. Louis	11	0	2	2	11
	Montreal	60	1	5	6	107
	Phoenix	8	0	0	0	4
	Total	79	1	7	8	122
97-98	Phoenix	45	1	5	6	106
98-99	Vancouver	81	2	6	8	115
99-00	Vancouver	81	2	10	12	67
00-01	Vancouver	82	3	8	11	63
01-02	Vancouver	61	1	6	7	68
02-03	Vancouver	78	2	4	6	62
03-04	St. Louis	80	1	5	6	61
	Totals	988	35	94	129	1309

Mike Baumgartner (1968-71)

74-75	Kansas City	17	0	0	0	0
	Totals	17	0	0	0	0



Murray Baron

*Ryan Bayda (1999-02) - Carolina

02-03	Carolina	25	4	10	14	16
03-04	Carolina	44	3	3	6	22
06-07	Carolina	9	1	1	2	2
07-08	Carolina	31	3	3	6	28
	Totals	109	11	17	28	60

Perry Berezan (1983-85)


84-85	Calgary	9	3	2	5	4
85-86	Calgary	55	12	21	33	39
86-87	Calgary	24	5	3	8	24
87-88	Calgary	29	7	12	19	66
88-89	Calgary	35	4	4	8	21
	Minnesota	16	1	4	5	4
	Total	51	5	8	13	25
89-90	Minnesota	64	3	12	15	31
90-91	Minnesota	52	11	6	17	30
91-92	San Jose	66	12	7	19	30
92-93	San Jose	28	3	4	7	28
	Totals	378	61	75	136	277

Brad Berry (1983-86)

85-86	Winnipeg	13	1	0	1	10
86-87	Winnipeg	52	2	8	10	60
87-88	Winnipeg	48	0	6	6	75
88-89	Winnipeg	38	0	9	9	45
89-90	Winnipeg	12	1	2	3	6
91-92	Minnesota	7	0	0	0	6
92-93	Minnesota	63	0	3	3	109
93-94	Dallas	8	0	0	0	12
	Totals	241	4	28	32	323

*Jason Blake (1996-99) - Toronto

98-99	Los Angeles	1	1	0	1	0
99-00	Los Angeles	64	5	18	23	26
00-01	Los Angeles	17	1	3	4	10
	NY Islanders	30	4	8	12	24
	Total	47	5	11	16	34
01-02	NY Islanders	82	8	10	18	36
02-03	NY Islanders	81	25	30	55	58
03-04	NY Islanders	75	22	25	47	56
05-06	NY Islanders	76	28	29	57	60
06-07	NY Islanders	82	40	29	69	34
07-08	Toronto	82	15	37	52	28
	Totals	590	149	189	338	332



Jason Blake

*Brandon Bochenski (2002-04) - Tampa Bay

05-06	Ottawa	20	6	7	13	14
	Chicago	20	2	2	4	8
	Total	40	8	9	17	22
06-07	Chicago	10	2	0	2	2
	Boston	31	11	11	22	14
	Total	41	13	11	24	16
07-08	Boston	20	0	6	6	6
	Nashville	8	1	2	3	0
	Anaheim	12	2	2	4	6
	Total	40	3	10	13	12
	Totals	121	24	30	54	50

Brad Bombardir (1990-94)

97-98	New Jersey	43	1	5	6	8
98-99	New Jersey	56	1	7	8	16
99-00	New Jersey	32	3	1	4	6
00-01	Minnesota	70	0	15	15	42
01-02	Minnesota	28	1	2	3	14
02-03	Minnesota	58	1	14	15	16
03-04	Minnesota	56	1	2	3	21
	Nashville	13	0	0	0	4
	Total	69	1	2	3	25
	Totals	356	8	46	54	127



Brad Bombardir

Carl "Buddy" Boone (1953-55)

57-58	Boston	34	5	3	8	28
	Totals	34	5	3	8	28

Dan Brennan (1980-84)

83-84	Los Angeles	2	0	0	0	0
85-86	Los Angeles	6	0	1	1	9
	Totals	8	0	1	1	9

Jay Caufield (1984-85)

86-87	NY Rangers	13	2	1	3	45
87-88	Minnesota	1	0	0	0	0
88-89	Pittsburgh	58	1	4	5	285
89-90	Pittsburgh	37	1	2	3	123
90-91	Pittsburgh	23	1	1	2	71
91-92	Pittsburgh	50	0	0	0	175
92-93	Pittsburgh	26	0	0	0	60
	Totals	208	5	8	13	759

Marc Chorney (1977-81)


80-81	Pittsburgh	8	1	6	7	14
81-82	Pittsburgh	60	1	6	7	63
82-83	Pittsburgh	67	3	5	8	66
83-84	Pittsburgh	4	0	1	1	8
	Los Angeles	71	3	9	12	58
	<i>Total</i>	<i>75</i>	<i>3</i>	<i>10</i>	<i>13</i>	<i>66</i>
Totals		210	8	27	35	209

Dave Christian (1977-79)

79-80	Winnipeg	15	8	10	18	2
80-81	Winnipeg	80	28	43	71	22
81-82	Winnipeg	80	25	51	76	28
82-83	Winnipeg	55	18	26	44	23
83-84	Washington	80	29	52	81	28
84-85	Washington	80	26	43	69	14
85-86	Washington	80	41	42	83	15
86-87	Washington	76	23	27	50	8
87-88	Washington	80	37	21	58	26
88-89	Washington	80	34	31	65	12
89-90	Washington	28	3	8	11	4
	Boston	50	12	17	29	8
	<i>Total</i>	<i>78</i>	<i>15</i>	<i>25</i>	<i>40</i>	<i>12</i>
90-91	Boston	78	32	21	53	41
91-92	St. Louis	78	20	24	44	41
92-93	Chicago	60	4	14	18	12
93-94	Chicago	9	0	3	3	0
Totals		1009	340	433	773	284

* Mike Commodore (1997-00) – Columbus

00-01	New Jersey	20	1	4	5	14
01-02	New Jersey	37	0	1	1	30
02-03	Calgary	6	0	1	1	19
03-04	Calgary	12	0	0	0	25
05-06	Carolina	72	3	10	13	138
06-07	Carolina	82	7	22	29	113
07-08	Carolina	41	3	9	12	74
	Ottawa	26	0	2	2	26
	<i>Total</i>	<i>67</i>	<i>3</i>	<i>11</i>	<i>14</i>	<i>100</i>
Totals		296	14	49	53	439



Mike Commodore

Brad DeFauw (1996-00)

02-03	Carolina	9	3	0	3	2
Totals		9	3	0	3	2

Dave Donnelly (1981-83)

83-84	Boston	16	3	4	7	2
84-85	Boston	38	6	8	14	46
85-86	Boston	8	0	0	0	17
86-87	Chicago	71	6	12	18	81
87-88	Edmonton	4	0	0	0	4
Totals		137	15	24	39	150

Justin Duberman (1988-92)

93-94	Pittsburgh	4	0	0	0	0
Totals		4	0	0	0	0

Neil Eisenhut (1987-91)

93-94	Vancouver	13	1	3	4	21
94-95	Calgary	3	0	0	0	0
Totals		16	1	3	4	21

Lee Goren (1997-00)

00-01	Boston	21	2	0	2	7
02-03	Boston	14	2	1	3	7
03-04	Florida	2	0	1	1	0
05-06	Vancouver	28	1	2	3	30
06-07	Vancouver	2	0	0	0	0
Totals		67	5	4	9	44

*Matt Greene (2002-05) – Los Angeles

05-06	Edmonton	27	0	2	2	43
06-07	Edmonton	78	1	9	10	109
07-08	Edmonton	46	0	1	1	53
Totals		151	1	12	13	205



Matt Greene

*David Hale (2000-03) – Calgary

03-04	New Jersey	65	0	4	4	72
05-06	New Jersey	38	0	4	4	21
06-07	New Jersey	43	0	1	1	26
	Calgary	11	0	0	0	10
	<i>Total</i>	<i>54</i>	<i>0</i>	<i>1</i>	<i>1</i>	<i>36</i>
07-08	Calgary	58	0	2	2	46
Totals		215	0	11	11	175

Alan Hangsleben (1971-74)

79-80	Hartford	37	3	15	18	69
	Washington	37	10	7	17	45
	<i>Total</i>	<i>74</i>	<i>13</i>	<i>22</i>	<i>35</i>	<i>114</i>
80-81	Washington	76	5	19	24	198
81-82	Washington	17	1	1	2	19
	Los Angeles	18	2	6	8	65
	<i>Total</i>	<i>35</i>	<i>3</i>	<i>7</i>	<i>10</i>	<i>84</i>
Totals		185	21	48	69	396

Matt Henderson (1994-98)


98-99	Nashville	2	0	0	0	2
01-02	Chicago	4	0	1	1	0
Totals		6	0	1	1	2

Jason Herter (1988-91)

95-96	NY Islanders	1	0	1	1	0
Totals		1	0	1	0	0

Dennis Hextall (1964-66)

68-69	NY Rangers	13	1	4	5	25
69-70	Los Angeles	28	5	7	12	40
70-71	California	78	21	31	52	217
71-72	Minnesota	33	6	10	16	49
72-73	Minnesota	78	30	52	82	140
73-74	Minnesota	78	20	62	82	138
74-75	Minnesota	80	17	57	74	147
75-76	Minnesota	59	11	35	46	93
	Detroit	17	5	9	14	71
	<i>Total</i>	<i>76</i>	<i>16</i>	<i>44</i>	<i>60</i>	<i>164</i>
76-77	Detroit	78	14	32	46	158
77-78	Detroit	78	16	33	49	195
78-79	Detroit	20	4	8	12	33
	Washington	26	2	9	11	43
	<i>Total</i>	<i>46</i>	<i>6</i>	<i>17</i>	<i>23</i>	<i>76</i>
79-80	Washington	15	1	1	2	49
Totals		681	153	350	503	1398



David Hale

UND'S ALL-TIME NHL ROSTER

Tony Hrkac (1984-85, 1986-87)

87-88	St. Louis	67	11	37	48	22
88-89	St. Louis	70	17	28	45	8
89-90	St. Louis	28	5	12	17	8
	Quebec	22	4	8	12	2
	Total	50	9	20	29	10
90-91	Quebec	70	16	32	48	16
91-92	San Jose	22	2	10	12	4
	Chicago	18	1	2	3	6
	Total	40	3	12	15	10
93-94	St. Louis	36	6	5	11	8
97-98	Dallas	13	5	3	8	0
	Edmonton	36	8	11	19	10
	Total	49	13	14	27	10
98-99	Dallas	69	13	14	27	26
99-00	NY Islanders	7	0	2	2	0
	Anaheim	60	4	7	11	8
	Total	67	4	9	13	8
00-01	Anaheim	80	13	25	38	29
01-02	Atlanta	80	18	26	44	12
02-03	Atlanta	80	9	17	26	14
	Totals	758	132	239	371	173



Photo courtesy of Atlanta Thrashers

Tony Hrkac

Dave Hudson (1967-70)

72-73	NY Islanders	69	12	19	31	17
73-74	NY Islanders	63	2	10	12	7
74-75	Kansas City	70	9	32	41	27
75-76	Kansas City	74	11	20	31	12
76-77	Colorado	73	15	21	36	14
77-78	Colorado	60	10	22	32	12
	Totals	409	59	124	183	89

Dane Jackson (1989-92)

93-94	Vancouver	12	5	1	6	9
94-95	Vancouver	3	1	0	1	4
95-96	Buffalo	22	5	4	9	41
97-98	NY Islanders	8	1	1	2	4
	Totals	45	12	6	18	58

Chris Jensen (1982-86)

85-86	NY Rangers	9	1	3	4	0
86-87	NY Rangers	37	6	7	13	21
87-88	NY Rangers	7	0	1	1	2
89-90	Philadelphia	1	0	0	0	2
90-91	Philadelphia	18	2	1	3	2
91-92	Philadelphia	2	0	0	0	0
	Totals	74	9	12	21	27

Greg Johnson (1989-93)

93-94	Detroit	52	6	11	17	22
94-95	Detroit	22	3	5	8	14
95-96	Detroit	60	18	22	40	30
96-97	Detroit	43	6	10	16	12
	Pittsburgh	32	7	9	16	14
	Total	75	13	19	32	26
97-98	Pittsburgh	5	1	0	1	2
	Chicago	69	11	22	33	38
	Total	74	12	22	34	40
98-99	Nashville	68	16	34	50	24
99-00	Nashville	82	11	33	44	40
00-01	Nashville	82	15	17	32	46
01-02	Nashville	82	18	26	44	38
02-03	Nashville	38	8	9	17	22
03-04	Nashville	82	14	18	32	33
04-05	Nashville	68	11	8	19	10
	Totals	785	145	224	369	345



Photo courtesy of Nashville Predators

Greg Johnson

*Ryan Johnson (1994-96) – Vancouver

97-98	Florida	10	0	2	2	0
98-99	Florida	1	1	0	1	0
99-00	Florida	66	4	12	16	14
	Tampa Bay	14	0	2	2	2
	Total	80	4	14	18	16
00-01	Tampa Bay	80	7	14	21	44
01-02	Florida	29	1	3	4	10
02-03	Florida	58	2	5	7	26
	St. Louis	17	0	0	0	12
	Total	75	2	5	7	38
03-04	St. Louis	69	4	7	11	8
05-06	St. Louis	65	3	6	9	33
06-07	St. Louis	59	7	4	11	47
07-08	St. Louis	79	5	13	18	22
	Totals	547	34	68	102	218

*Matt Jones (2002-05) – Phoenix

05-06	Phoenix	16	0	2	2	14
06-07	Phoenix	45	1	6	7	39
07-08	Phoenix	45	0	2	2	10
	Totals	106	1	10	11	63

Bob Joyce (1984-87)

87-88	Boston	15	7	5	12	10
88-89	Boston	77	18	31	49	46
89-90	Boston	23	1	2	3	22
	Washington	24	5	8	13	4
	Totals	47	6	10	16	26
90-91	Washington	17	3	3	6	8
91-92	Winnipeg	1	0	0	0	0
92-93	Winnipeg	1	0	0	0	0
	Totals	158	34	49	83	90

Ian Kidd (1985-87)

87-88	Vancouver	19	4	7	11	25
88-89	Vancouver	1	0	0	0	0
	Totals	20	4	7	11	25

*Brian Lee (2005-07) – Ottawa

07-08	Ottawa	6	0	1	1	4
	Totals	6	0	1	1	4



Photo courtesy of Getty Images

Ryan Johnson

Craig Ludwig (1979-82)

82-83	Montreal	80	0	25	25	59
83-84	Montreal	80	7	18	25	52
84-85	Montreal	72	5	14	19	90
85-86	Montreal	69	2	4	6	63
86-87	Montreal	75	4	12	16	105
87-88	Montreal	74	4	10	14	69
88-89	Montreal	74	3	13	16	73
89-90	Montreal	73	1	15	16	108
90-91	NY Islanders	75	1	8	9	77
91-92	Minnesota	73	2	9	11	54
92-93	Minnesota	78	1	10	11	153
93-94	Dallas	84	1	13	14	123
94-95	Dallas	47	2	7	9	61
95-96	Dallas	65	1	2	3	70
96-97	Dallas	77	2	11	13	62
97-98	Dallas	80	0	7	7	131
98-99	Dallas	80	2	6	8	87
	Totals	1256	38	184	222	1437

John Marks (1967-70)

72-73	Chicago	55	3	10	13	21
73-74	Chicago	76	13	18	31	22
74-75	Chicago	80	17	30	47	56
75-76	Chicago	80	21	23	44	43
76-77	Chicago	80	7	15	22	41
77-78	Chicago	80	15	22	37	26
78-79	Chicago	80	21	24	45	35
79-80	Chicago	74	6	15	21	51
80-81	Chicago	39	8	6	14	28
81-82	Chicago	13	1	0	1	7
Totals		657	112	163	275	330

Kevin Maxwell (1978-79)

80-81	Minnesota	6	0	3	3	7
81-82	Colorado	34	5	5	10	44
	Minnesota	12	1	4	5	8
Totals		46	6	9	15	52
83-84	New Jersey	14	0	3	3	2
Totals		66	6	15	21	61

Jeff McLean (1987-88, 1989-92)

93-94	San Jose	6	1	0	1	0
Totals		6	1	0	1	0

Curtis Murphy (1994-98)

02-03	Minnesota	1	0	0	0	0
Totals		1	0	0	0	0

*Brady Murray (2003-05) – Los Angeles

07-08	Los Angeles	4	1	0	1	6
Totals		4	1	0	1	6

Troy Murray (1980-82)

82-83	Chicago	54	8	8	16	27
83-84	Chicago	61	15	15	30	45
84-85	Chicago	80	26	40	66	82
85-86	Chicago	80	45	54	99	94
86-87	Chicago	77	28	43	71	59
87-88	Chicago	79	22	36	58	96
88-89	Chicago	79	21	30	51	113
89-90	Chicago	68	17	38	55	86
90-91	Chicago	75	14	23	37	74
91-92	Winnipeg	74	17	30	47	69
92-93	Winnipeg	29	3	4	7	34
	Chicago	22	1	3	4	25
	Total	51	4	7	11	59
93-94	Chicago	12	0	1	1	6
	Ottawa	15	2	3	5	4
	Total	27	2	4	6	10
94-95	Ottawa	33	4	10	14	16
	Pittsburgh	13	0	2	2	23
	Total	46	4	12	16	39
95-96	Colorado	63	7	14	21	22
Totals		914	230	354	584	875

*Zach Parise (2002-04) – New Jersey

05-06	New Jersey	81	14	18	32	28
06-07	New Jersey	82	31	31	62	30
07-08	New Jersey	81	32	33	65	25
Totals		244	77	82	159	83

James Patrick (1981-83)

83-84	NY Rangers	12	1	7	8	2
84-85	NY Rangers	75	8	28	36	71
85-86	NY Rangers	75	14	29	43	88
86-87	NY Rangers	78	10	45	55	62
87-88	NY Rangers	70	17	45	62	52
88-89	NY Rangers	68	11	36	47	41
89-90	NY Rangers	73	14	43	57	50
90-91	NY Rangers	74	10	49	59	58
91-92	NY Rangers	80	14	57	71	54
92-93	NY Rangers	60	5	21	26	61
93-94	NY Rangers	6	0	3	3	2
	Hartford	47	8	20	28	32
	Calgary	15	2	2	4	6
	Total	68	10	25	35	40
94-95	Calgary	43	0	10	10	14
95-96	Calgary	80	3	32	35	30
96-97	Calgary	19	3	1	4	6
97-98	Calgary	60	6	11	17	26
98-99	Buffalo	45	1	7	8	16
99-00	Buffalo	66	5	8	13	22
00-01	Buffalo	54	4	9	13	12
01-02	Buffalo	56	5	8	13	16
02-03	Buffalo	69	4	12	16	26
03-04	Buffalo	55	4	7	11	12
Totals		1280	149	490	639	759

Travis Roche (1999-01)

00-01	Minnesota	1	0	0	0	0
01-02	Minnesota	4	0	0	0	2
03-04	Minnesota	5	0	1	1	0
06-07	Phoenix	50	6	13	19	22
Totals		60	6	14	20	24

Russ Romaniuk (1988-91)

91-92	Winnipeg	27	3	5	8	18
92-93	Winnipeg	28	3	1	4	22
93-94	Winnipeg	24	4	8	12	6
94-95	Winnipeg	6	0	0	0	0
95-96	Philadelphia	17	3	0	3	17
Totals		102	13	14	27	63




Photo courtesy of the Buffalo Sabres

James Patrick

Scott Sandelin (1982-86)

86-87	Montreal	1	0	0	0	0
87-88	Montreal	8	0	1	1	2
90-91	Philadelphia	15	0	3	3	0
91-92	Minnesota	1	0	0	0	0
Totals		25	0	4	4	2

Paxton Schulte (1990-91)

93-94	Quebec	1	0	0	0	2
96-97	Calgary	1	0	0	0	2
Totals		2	0	0	0	4

Gord Sherven (1981-84)

83-84	Edmonton	2	1	0	1	0
84-85	Edmonton	37	9	7	16	10
	Minnesota	32	2	12	14	8
	Total	69	11	19	30	18
85-86	Minnesota	13	0	2	2	11
	Edmonton	5	1	1	2	4
	Total	18	1	3	4	15
86-87	Hartford	7	0	0	0	0
87-88	Hartford	1	0	0	0	0
Totals		97	13	22	35	33

*Matt Smaby (2003-06) – Tampa Bay

07-08	Tampa Bay	14	0	0	0	12
Totals		14	0	0	0	12




Photo courtesy of New Jersey Devils

Zach Parise

UND'S ALL-TIME NHL ROSTER

Doug Smail (1977-80)

80-81	Winnipeg	30	10	8	18	45
81-82	Winnipeg	72	17	18	35	55
82-83	Winnipeg	80	15	29	44	32
83-84	Winnipeg	66	20	17	37	62
84-85	Winnipeg	80	31	35	66	45
85-86	Winnipeg	73	16	26	42	32
86-87	Winnipeg	78	25	18	43	36
87-88	Winnipeg	71	15	16	31	34
88-89	Winnipeg	47	14	15	29	52
89-90	Winnipeg	79	25	24	49	63
90-91	Winnipeg	15	1	2	3	10
	Minnesota	57	7	13	20	38
	Total	72	8	15	23	48
91-92	Quebec	46	10	18	28	47
92-93	Ottawa	51	4	10	14	51
Totals		845	210	249	459	602

Geoff Smith (1987-88)

89-90	Edmonton	74	4	11	15	52
90-91	Edmonton	59	1	12	13	55
91-92	Edmonton	74	2	16	18	43
92-93	Edmonton	78	4	14	18	30
93-94	Edmonton	21	0	3	3	12
	Florida	56	1	5	6	38
	Total	77	1	8	9	50
94-95	Florida	47	2	4	6	22
95-96	Florida	31	3	7	10	20
96-97	Florida	3	0	0	0	2
97-98	NY Rangers	15	1	1	2	6
98-99	NY Rangers	4	0	0	0	2
Totals		462	18	73	91	282

*Drew Stafford (2003-06) – Buffalo

06-07	Buffalo	41	13	14	27	33
07-08	Buffalo	64	16	22	38	51
Totals		105	29	36	65	84

Phil Sykes (1978-82)

82-83	Los Angeles	7	2	0	2	2
83-84	Los Angeles	3	0	0	0	2
84-85	Los Angeles	79	17	15	32	38
85-86	Los Angeles	76	20	24	44	97
86-87	Los Angeles	58	6	15	21	133
87-88	Los Angeles	40	9	12	21	82
88-89	Los Angeles	23	0	1	1	8
89-90	Winnipeg	48	9	6	15	26
90-91	Winnipeg	70	12	10	22	59
91-92	Winnipeg	52	4	2	6	72
Totals		456	79	85	164	519

Mark Taylor (1976-80)

81-82	Philadelphia	2	0	0	0	0
82-83	Philadelphia	61	8	25	33	24
83-84	Philadelphia	1	0	0	0	0
	Pittsburgh	59	24	31	55	24
	Totals	60	24	31	55	24
84-85	Pittsburgh	47	7	10	17	19
	Washington	9	1	1	2	2
	Totals	56	8	11	19	21
85-86	Washington	30	2	1	3	4
Totals		209	42	68	110	73

Dave Tippett (1981-83)

83-84	Hartford	17	4	2	6	2
84-85	Hartford	80	7	12	19	12
85-86	Hartford	80	14	20	34	18
86-87	Hartford	80	9	22	31	42
87-88	Hartford	80	16	21	37	32
88-89	Hartford	80	17	24	41	45
89-90	Hartford	66	8	19	27	32
90-91	Washington	61	6	9	15	24
91-92	Washington	30	2	10	12	16
92-93	Pittsburgh	74	6	19	25	56
93-94	Philadelphia	73	4	11	15	38
Totals		721	93	169	262	317

*Jonathan Toews (2005-07) – Chicago

07-08	Chicago	64	24	30	54	44
Totals		64	24	30	54	44

Jeff Ulmer (1995-99)

00-01	NY Rangers	21	3	0	3	8
Totals		21	3	0	3	8

Garry Valk (1987-90)

90-91	Vancouver	59	10	11	21	67
91-92	Vancouver	65	8	17	25	56
92-93	Vancouver	48	6	7	13	77
93-94	Anaheim	78	18	27	45	100
94-95	Anaheim	36	3	6	9	34
95-96	Anaheim	79	12	12	24	125
96-97	Anaheim	53	7	7	14	53
	Pittsburgh	17	3	4	7	25
	Total	70	10	11	21	78
97-98	Pittsburgh	39	2	1	3	33
98-99	Toronto	77	8	21	29	53
99-00	Toronto	73	10	14	24	44
00-01	Toronto	74	8	18	26	46
01-02	Toronto	63	5	10	15	28
02-03	Chicago	16	0	1	1	6
Totals		777	100	156	256	747

Mickey Volcan (1979-80)

80-81	Hartford	49	2	11	13	26
81-82	Hartford	26	1	5	6	29
82-83	Hartford	68	4	13	17	73
83-84	Calgary	19	1	4	5	18
Totals		162	8	33	41	146

Howard Walker (1978-80)

80-81	Washington	64	2	10	12	100
81-82	Washington	16	0	2	2	26
82-83	Calgary	3	0	0	0	7
Totals		83	2	12	14	133

Dixon Ward (1988-92)

92-93	Vancouver	70	22	30	52	82
93-94	Vancouver	33	6	1	7	37
	Los Angeles	34	6	2	8	45
	Total	67	12	3	15	82
94-95	Toronto	22	0	3	3	31
95-96	Buffalo	8	2	2	4	6
96-97	Buffalo	79	13	32	45	36
97-98	Buffalo	71	10	13	23	42
98-99	Buffalo	78	20	24	44	44
99-00	Buffalo	71	11	9	20	41
00-01	Boston	63	5	13	18	65
02-03	NY Rangers	8	0	0	0	2
Totals		537	95	129	224	431

Landon Wilson (1993-95)

95-96	Colorado	7	1	0	1	6
96-97	Colorado	9	1	2	3	2
97-98	Boston	28	1	5	6	7
98-99	Boston	22	3	3	6	17
99-00	Boston	40	1	3	4	18
00-01	Phoenix	70	18	13	31	92
01-02	Phoenix	47	7	12	19	46
02-03	Phoenix	31	6	8	14	26
03-04	Pittsburg	19	5	1	6	31
Totals		348	50	60	111	331

Rick Wilson (1969-72)

73-74	Montreal	21	0	2	2	6
74-75	St. Louis	76	2	5	7	83
75-76	St. Louis	65	1	6	7	20
76-77	Detroit	77	3	13	16	56
Totals		239	6	26	32	165

Murray Wing (1970-71)

73-74	Detroit	1	0	1	1	0
Totals		1	0	1	1	0

*Travis Zajac (2004-06) – New Jersey

06-07	New Jersey	80	17	25	42	16
07-08	New Jersey	82	14	20	34	31
Totals		162	31	45	76	47

Rick Zombo (1981-84)

84-85	Detroit	1	0	0	0	0
85-86	Detroit	14	0	1	1	16
86-87	Detroit	44	1	4	5	59
87-88	Detroit	62	3	14	17	96
88-89	Detroit	75	1	20	21	106
89-90	Detroit	77	5	20	25	95
90-91	Detroit	77	4	19	23	55
91-92	Detroit	3	0	0	0	15
	St. Louis	64	3	15	18	46
	Total	67	3	15	18	61
92-93	St. Louis	71	0	15	15	78
93-94	St. Louis	74	2	8	10	85
94-95	St. Louis	23	1	4	5	24
95-96	Boston	67	4	10	14	53
Totals		652	24	130	154	728



Photo courtesy of New York Rangers

Dixon Ward

GOALTENDERS

Ed Belfour (1986-87)

Year	Team	GP	W	L	T	GAA
88-89	Chicago	23	4	12	3	3.87
89-90	Chicago	--	--	--	--	-----
90-91	Chicago	74	43	19	7	2.47
91-92	Chicago	52	21	18	10	2.70
92-93	Chicago	71	41	18	11	2.59
93-94	Chicago	70	37	24	6	2.67
94-95	Chicago	42	22	15	3	2.28
95-96	Chicago	50	22	17	10	2.74
96-97	Chicago	33	11	15	6	2.69
	San Jose	13	3	9	0	3.41
	Total	46	14	24	6	2.89
97-98	Dallas	61	37	12	10	1.88
98-99	Dallas	61	35	15	9	1.99
99-00	Dallas	62	32	21	7	2.10
00-01	Dallas	63	35	20	7	2.34
01-02	Dallas	60	21	27	11	2.65
02-03	Toronto	62	37	20	5	2.26
03-04	Toronto	59	34	19	6	2.13
05-06	Toronto	49	22	22	4	3.29
06-07	Florida	58	27	17	10	2.77
	Totals	963	484	320	125	2.50

Jon Casey (1980-84)

Year	Team	GP	W	L	T	GAA
83-84	Minnesota	2	1	0	0	4.29
85-86	Minnesota	26	11	11	1	3.89
87-88	Minnesota	14	1	7	4	3.71
88-89	Minnesota	55	18	17	12	3.06
89-90	Minnesota	61	31	22	4	3.22
90-91	Minnesota	55	21	20	11	2.98
91-92	Minnesota	52	19	23	5	3.40
92-93	Minnesota	60	26	26	5	3.33
93-94	Boston	57	30	15	9	2.88
94-95	St. Louis	19	7	5	4	2.75
95-96	St. Louis	9	2	3	0	3.80
96-97	St. Louis	15	3	8	0	3.39
	Totals	425	170	157	56	3.21

Darren Jensen (1979-82)

Year	Team	GP	W	L	T	GAA
84-85	Philadelphia	1	0	1	0	7.00
85-86	Philadelphia	29	15	9	1	3.68
	Totals	30	15	10	1	3.81



Photo courtesy of Toronto Maple Leafs

Ed Belfour

UND's All-Time NHL Award Winners

Stanley Cup Champions

2005-06	Mike Commodore	Carolina Hurricanes
1999-00	Brad Bombardir	New Jersey Devils
1998-99	Ed Belfour	Dallas Stars
	Tony Hrkac	Dallas Stars
	Craig Ludwig	Dallas Stars
1995-96	Troy Murray	Colorado Avalanche
1991-92	Jay Caufield	Pittsburgh Penguins
1990-91	Jay Caufield	Pittsburgh Penguins
1985-86	Craig Ludwig	Montreal Canadiens

Vezina Trophy (Most Outstanding Goalie)

1990-91	Ed Belfour	Chicago Blackhawks
1992-93	Ed Belfour	Chicago Blackhawks

William M. Jennings Trophy (Fewest Goals Against)

1992-93	Ed Belfour	Chicago Blackhawks
1994-95	Ed Belfour	Chicago Blackhawks
1998-99	Ed Belfour	Dallas Stars

MBNA Roger Crozier Saving Grace Award (Best Save Pct.)

1999-00	Ed Belfour	Dallas Stars
---------	------------	--------------

Calder Memorial Trophy (Rookie of the Year)

1990-91	Ed Belfour	Chicago Blackhawks
---------	------------	--------------------

Frank J. Selke Trophy (Best Defensive Forward)

1985-86	Troy Murray	Chicago Blackhawks
---------	-------------	--------------------

Bill Masterson Trophy (Perseverance, Sportsmanship & Dedication)

2007-08	Jason Blake	Toronto Maple Leafs
---------	-------------	---------------------

NHL All-Star Team selections (1st team/2nd team)

1994-95	Ed Belfour (2nd)	Chicago Blackhawks
1992-93	Ed Belfour (1st)	Chicago Blackhawks
1990-91	Ed Belfour (1st)	Chicago Blackhawks

All-Rookie Team selections

2007-08	Jonathan Toews	Chicago Blackhawks
1990-91	Ed Belfour	Chicago Blackhawks
1989-90	Geoff Smith	Edmonton Oilers

TOP NHL SEASONS BY FORMER SIOUX

Top NHL seasons by former Fighting Sioux

GOALS

1. Troy Murray (CHI, 1985-86) 45
2. Dave Christian (WSH, 1985-86) 41
3. Jason Blake (NYI, 2006-07)40
4. Dave Christian (WSH, 1987-88) 37
5. Dave Christian (WSH, 1988-89) 34
6. Zach Parise (NJ, 2007-08) 32
Dave Christian (BOS, 1990-91) .. 32
8. Zach Parise (NJ, 2006-07)31
Doug Smail (WPG, 1984-85) 31
10. Dennis Hextall (MIN, 1972-73) .. 30

ASSISTS

1. Dennis Hextall (MIN, 1973-74) .. 62
2. James Patrick (NYR, 1991-92).... 57
Dennis Hextall (MIN, 1974-75) .. 57
4. Troy Murray (CHI, 1985-86) 54
5. Dave Christian (WSH, 1983-84) 52
Dennis Hextall (MIN, 1972-73) .. 52
7. Dave Christian (WPG, 1981-82).. 51
8. James Patrick (NYR, 1990-91).... 49
9. James Patrick (NYR, 1986-87).... 45
James Patrick (NYR, 1987-88).... 45

POINTS

1. Troy Murray (CHI, 1985-86) 99
2. Dave Christian (WSH, 1985-86) 83
3. Dennis Hextall (MIN, 1972-73) .. 82
Dennis Hextall (MIN, 1973-74) .. 82
5. Dave Christian (WSH, 1983-84) 81
6. Dave Christian (WPG, 1981-82).. 76
7. Dennis Hextall (MIN, 1974-75) .. 74
8. James Patrick (NYR, 1991-92).... 71
Troy Murray (CHI, 1986-87) 71
Dave Christian (WPG, 1980-81).. 71

PENALTY MINUTES

1. Jay Caufield (PIT, 1988-89) 285
2. Dennis Hextall (CAL, 1970-71) 217
3. Alan Hangeleben (WSH, 1980-81).. 198
4. Dennis Hextall (DET, 1977-78) 195
5. Murray Baron (STL, 1995-96) .. 190
6. Jay Caufield (PIT, 1991-92) 175
7. Dennis Hextall (DET, 1976-77) 158
8. Craig Ludwig (MIN, 1992-93) .. 153
9. Dennis Hextall (MIN, 1974-75).... 147
10. Dennis Hextall (MIN, 1972-73).... 140



Troy Murray

GOALIE WINS

1. **Ed Belfour (CHI, 1990-91) 43**
2. Ed Belfour (CHI, 1992-93)..... 41
3. Ed Belfour (TOR, 2002-03) 37
Ed Belfour (DAL, 1997-98) 37
Ed Belfour (CHI, 1993-94)..... 37
6. Ed Belfour (DAL, 2000-01) 35
Ed Belfour (DAL, 1998-99) 35
8. Ed Belfour (TOR, 2003-04) 34
9. Ed Belfour (DAL, 1999-00) 32
10. Jon Casey (MIN, 1989-90) 31


GOALS AGAINST AVERAGE

1. **Ed Belfour (DAL, 1997-98) 1.88**
2. Ed Belfour (DAL, 1998-99)..... 1.99
3. Ed Belfour (DAL, 1999-00)..... 2.10
4. Ed Belfour (TOR, 2003-04)..... 2.13
5. Ed Belfour (TOR, 2002-03)..... 2.26
6. Ed Belfour (CHI, 1994-95) 2.28
7. Ed Belfour (DAL, 2000-01)..... 2.34
8. **Ed Belfour (CHI, 1990-91) 2.47**
9. Ed Belfour (CHI, 1992-93)..... 2.59
10. Ed Belfour (DAL, 2001-02)..... 2.65

SHUTOUTS

1. Ed Belfour (TOR, 2003-04).....10
2. Ed Belfour (DAL, 1997-98) 9
3. Ed Belfour (DAL, 2000-01) 8
4. Ed Belfour (TOR, 2002-03) 7
Ed Belfour (CHI, 1993-94) 7
Ed Belfour (CHI, 1992-93) 7
7. Ed Belfour (DAL, 1998-99) 5
Ed Belfour (CHI, 1994-95) 5
Ed Belfour (CHI, 1991-92) 5
10. Ed Belfour (DAL, 1999-00) 4
Jon Casey (BOS, 1993-94) 4
Ed Belfour (CHI, 1990-91)..... 4

* – Statistics in bold led NHL



In his first season as an NHL head coach in 2002-03, former Fighting Sioux Dave Tippett (above center) led the Dallas Stars to a 46-17-15-4 record, the best mark in the Western Conference. In five seasons as the Dallas head coach, Tippett posted a 235-127-48 record.

One of Tippett's assistant coaches in Dallas is former Sioux Rick Wilson (1969-72).

Top NHL careers by former Fighting Sioux

GAMES PLAYED

1. James Patrick (1983-04) 1,280
2. Craig Ludwig (1982-99) 1,256
3. Dave Christian (1979-94) 1,009
4. Murray Baron (1989-04)..... 988
5. Troy Murray (1982-96)..... 914
6. Doug Smail (1980-93) 845
7. Greg Johnson (1993-05) 785
8. Garry Valk (1990-03) 777
9. Tony Hrkac (1987-03)..... 758
10. Dave Tippett (1983-94)..... 721

SEASONS

1. James Patrick (1983-04) 21
2. Craig Ludwig (1982-99) 17
- Ed Belfour (1988-07) 18
4. Murray Baron (1989-04)..... 15
- Troy Murray (1982-96)..... 15
- Dave Christian (1979-94) 15
7. Tony Hrkac (1987-03)..... 13
- Dennis Hextall (1968-80) 13
- Doug Smail (1980-93) 13
- Garry Valk (1990-03) 13

GOALS

1. Dave Christian (1979-94) 340
2. Troy Murray (1982-96)..... 230
3. Doug Smail (1980-93) 210
4. Dennis Hextall (1968-80) 153
5. *Jason Blake (1998-present)* 149
- James Patrick (1983-04) 149
7. Greg Johnson (1993-05) 145
8. Tony Hrkac (1987-03)..... 132
9. John Marks (1972-82) 112
10. Garry Valk (1990-03) 100



Doug Smail



Rick Zombo

ASSISTS

1. James Patrick (1983-04) 490
2. Dave Christian (1979-94) 433
3. Troy Murray (1982-96)..... 354
4. Dennis Hextall (1968-80) 350
5. Doug Smail (1980-93) 249
6. Tony Hrkac (1987-03)..... 239
7. Greg Johnson (1993-05) 224
8. *Jason Blake (1998-present)*..... 189
9. Craig Ludwig (1982-99) 184
10. Dave Tippett (1983-94)..... 169

POINTS

1. Dave Christian (1979-94) 773
2. James Patrick (1983-04) 639
3. Troy Murray (1982-96)..... 584
4. Dennis Hextall (1968-80) 503
5. Doug Smail (1980-93) 459
6. Tony Hrkac (1987-03)..... 371
7. Greg Johnson (1993-05) 369
8. *Jason Blake (1998-present)* 338
9. John Marks (1972-82)..... 275
10. Dave Tippett (1983-94)..... 262

PENALTY MINUTES

1. Craig Ludwig (1982-99) 1,437
2. Dennis Hextall (1968-80) 1,398
3. Murray Baron (1989-04) 1,309
4. Troy Murray (1982-96)..... 875
5. Jay Caufield (1986-93) 759
- James Patrick (1983-04) 759
7. Garry Valk (1990-03) 747
8. Rick Zombo (1984-96) 728
9. Doug Smail (1980-93) 602
10. Phil Sykes (1982-92)..... 519

GOALIE WINS

1. Ed Belfour (1988-07) 484
2. Jon Casey (1983-97) 170
3. Darren Jensen (1984-86)..... 15

GOALS AGAINST AVERAGE

1. Ed Belfour (1988-07)..... 2.50
2. Jon Casey (1983-97) 3.21
3. Darren Jensen (1984-86)..... 15

SHUTOUTS

1. Ed Belfour (1988-07) 76
2. Jon Casey (1983-97) 16
3. Darren Jensen (1984-86)..... 2



Jon Casey

**Active players italicized*

Fighting Sioux in the Minor Leagues and Europe in 2007-08

American Hockey League (AHL)

Ryan Bayda, Albany River Rats (CAR)
21 GP, 7-10-17, 6 PIM

Brandon Bochenski, Providence Bruins (BOS)
2 GP, 1-0-1, 0 PIM

Colby Genoway,
Manitoba Moose (VAN)
67 GP, 15-34-49, 37 PIM

Karl Goehring, Syracuse/Wilkes-Barre/Norfolk
29 GP, 15-9-2, 2.20, .926, 2 SHO

Matt Greene, Springfield Falcons (EDM)
16 GP, 0-0-0, 0 PIM

Matt Jones, San Antonio Rampage (PHO)
5 GP, 0-0-0, 0 PIM

Brian Lee, Binghamton Senators (OTT)
55 GP, 3-22-25, 51 PIM

Brady Murray, Manchester Monarchs (LA)
58 GP, 14-13-27, 50 PIM

Jordan Parise, Lowell Devils (NJ)
18 GP, 4-12-1, 3.55, .889, 0 SHO

Chris Porter, Peoria Rivermen (STL)
80 GP, 12-25-37, 72 PIM

Travis Roche, San Antonio Rampage (PHO)
71 GP, 6-35-41, 65 PIM

Andy Schneider, Portland Pirates (BUF)
57 GP, 3-8-11, 81 PIM

Matt Smaby, Springfield Falcons (TB)
58 GP, 1-5-6, 66 PIM

Central Hockey League (CHL)

Aaron Schneekloth, Colorado Eagles
59 GP, 21-39-60, 42 PIM

Brad Williamson, Colorado Eagles
60 GP, 9-31-40, 68 PIM

United Hockey League (UHL)

Tim O'Connell, Stockton Thunder
47 GP, 3-13-16, 45 PIM

East Coast Hockey League (ECHL)

Erik Fabian, Pensacola Ice Pilots (CHI)
47 GP, 10-13-23, 61 PIM

British Elite Ice Hockey League (EIHL)

Adam Calder, Coventry Blaze
68 GP, 58-67-125, 89 PIM

Mike Prpich, Cardiff Devils
7 GP, 1-3-4, 5 PIM

Czech Hockey League

Rastislav Spirko, Slovan HC
51 GP, 16-13-29, 22 PIM

Denmark

Brad DeFauw, Nordsjaelland
39 GP, 16-11-27, 40 PIM

Bryan Lundbohm, Soenderjyske
33 GP, 13-14-27, 12 PIM

Deutsche Eishockey League (DEL) (Germany)

Jeff Panzer, DEG Metro Stars
56 GP, 9-16-25, 28 PIM

Bill Trew, Straubing Tigers
15 GP, 6-6-12, 12 PIM

Jason Ulmer, Wolfsburg Grizzly Adams
50 GP, 15-31-46, 68 PIM

Jeff Ulmer, Frankfurt Lions
55 GP, 20-33-53, 65 PIM

Finland

Bryan Lundbohm, KalPa Kuopio
5 GP, 0-1-1, 0 PIM

David Lundbohm, TPS Turko
45 GP, 11-14-25, 28 PIM

Swedish Elite League

Lee Goren, Skelleftea HC
47 GP, 16-20-36, 73 PIM

Switzerland National League A

Curtis Murphy, Langnau
50 GP, 7-20-27, 56 PIM

Nick Naumenko, Ambri-Piotta
44 GP, 10-28-38, 60 PIM

Landon Wilson, Lugano
30 GP, 13-7-20, 67 PIM



Former Sioux players Brad Williamson (left) and Aaron Schneekloth pose after winning the 2006-07 President's Cup as members of the Colorado Eagles of the Central Hockey League.

(Photo courtesy of Rimrock Photography and the Colorado Eagles)

All-Time Fighting Sioux NHL Draft Picks

Player	Team	Rd.	Pick	Year	Player	Team	Rd.	Pick	Year
1963				1982	Scott Sandelin	Montreal Canadiens	2nd	40th	1982
Roger Bamburak	Boston Bruins	3rd	14th	Chris Jensen	New York Rangers	4th	78th	1982	
1968				Tim Mishler	Winnipeg Jets	5th	96th	1982	
John Marks	Chicago Blackhawks	1st	9th	Jay Ness	Chicago Blackhawks	7th	133rd	1982	
1969				Mickey Krampotich	Hartford Whalers	8th	151st	1982	
Mike Baumgartner	Chicago Blackhawks	5th	60th	Brian Williams	Montreal Canadiens	9th	187th	1982	
Dave Hudson	Chicago Blackhawks	6th	71st	Tim Loven	Toronto Maple Leafs	11th	213th	1982	
1970				1983					
Rick Wilson	Montreal Canadiens	5th	66th	Brad Berry	Winnipeg Jets	2nd	29th	1983	
Murray Wing	Boston Bruins	6th	83rd	Malcolm Parks	Minnesota North Stars	2nd	36th	1983	
Al Henry	California Golden Seals	8th	100th	Perry Berezan	Calgary Flames	3rd	55th	1983	
1971				Bill Claviter	Calgary Flames	4th	77th	1983	
Jim Cahoon	Montreal Canadiens	3rd	31st	Tarek Howard	Chicago Blackhawks	4th	79th	1983	
Earl Anderson	Detroit Red Wings	5th	58th	1984					
Dave Murphy	Pittsburgh Penguins	5th	60th	Tony Hrkac	St. Louis Blues	2nd	32nd	1984	
1972				Todd Norman	Edmonton Oilers	3rd	63rd	1984	
Dennis Johnson	Detroit Red Wings	5th	74th	Lee Brodeur	Montreal Canadiens	4th	65th	1984	
1973				Bob Joyce	Boston Bruins	4th	82nd	1984	
Alan Hangsleben	Montreal Canadiens	4th	56th	Greg Strome	Los Angeles Kings	6th	108th	1984	
Bob Law	Atlanta Flames	8th	117th	Kevin Melrose	Calgary Flames	7th	138th	1984	
Ken Gibb	Detroit Red Wings	10th	154th	Rick Forst	Winnipeg Jets	10th	197th	1984	
Rick Clubbe	Chicago Blackhawks	10th	156th	Jim Steen	Pittsburgh Penguins	11th	210th	1984	
1974				Scott Brower	New York Rangers	12th	243rd	1984	
Darryl Drader	Boston Bruins	8th	143rd	1985					
Peter Waselovich	Boston Bruins	10th	175th	Ross Johnson	Minnesota North Stars	8th	153rd	1985	
1975				Scott Brickey	St. Louis Blues	8th	159th	1985	
Tom Goddard	Los Angeles Kings	11th	186th	1986					
1977				George Pelawa	Calgary Flames	1st	16th	1986	
Bill Himmelright	Montreal Canadiens	6th	108th	Brent Bobyck	Montreal Canadiens	4th	78th	1986	
1978				Lee Davidson	Washington Capitals	8th	166th	1986	
Mark Taylor	Philadelphia Flyers	6th	100th	Murray Baron	Philadelphia Flyers	8th	167th	1986	
Mark Berge	Philadelphia Flyers	11th	182nd	Russ Parent	New York Rangers	11th	219th	1986	
1979				Ian Kidd	Detroit Red Wings	Supplemental		1986	
Dave Christian	Winnipeg Jets	2nd	40th	1987					
Kevin Maxwell	Minnesota North Stars	3rd	63rd	Geoff Smith	Edmonton Oilers	3rd	63rd	1987	
Marc Chorney	Pittsburgh Penguins	6th	115th	Garry Valk	Vancouver Canucks	6th	108th	1987	
1980				Mike McCormick	Chicago Blackhawks	6th	113th	1987	
Mickey Volcan	Hartford Whalers	3rd	50th	David Marvin	St. Louis Blues	10th	201st	1987	
Troy Murray	Chicago Blackhawks	3rd	57th	Neil Eisenhut	Vancouver Canucks	12th	233rd	1987	
Craig Ludwig	Montreal Canadiens	3rd	61st	Steve Johnson*	Vancouver Canucks	Supplemental		1987	
Mark Huglen	Minnesota North Stars	4th	79th	Mike LeMoine*	Detroit Red Wings	Supplemental		1987	
Darren Jensen	Hartford Whalers	5th	92nd	Grant Paranca*	Los Angeles Kings	Supplemental		1987	
Ed Christian	Winnipeg Jets	9th	170th	1988					
1981				Russ Romaniuk	Winnipeg Jets	2nd	31st	1988	
James Patrick	New York Rangers	1st	9th	Wade Bartley	Washington Capitals	2nd	41st	1988	
Dave Donnelly	Minnesota North Stars	2nd	27th	Dane Jackson	Vancouver Canucks	3rd	44th	1988	
Jim Archibald	Minnesota North Stars	7th	139th	Chad Johnson	New Jersey Devils	6th	117th	1988	
Rick Zombo	Detroit Red Wings	8th	149th	Dixon Ward	Vancouver Canucks	7th	128th	1988	
Dan Brennan	Los Angeles Kings	8th	165th	Greg Geldart	Vancouver Canucks	8th	149th	1988	
Gord Sherven	Edmonton Oilers	10th	197th	1989					
				Jason Herter	Vancouver Canucks	1st	8th	1989	
				Greg Johnson	Philadelphia Flyers	2nd	33rd	1989	
				Jace Reed	New York Islanders	5th	86th	1989	
				Jon Larson	New York Islanders	7th	128th	1989	
				Justin Duberman	Montreal Canadiens	11th	230th	1989	

(continued on next page)

NHL DRAFT PICKS

1990

Chris Gotziaman	New Jersey Devils	2nd	29th
Brad Bombardir	New Jersey Devils	3rd	56th
Brad Pascall	Buffalo Sabres	5th	103rd
Shane McFarland*	Buffalo Sabres	Supplemental	

1991

Scott Kirton	Chicago Blackhawks	7th	154th
Dean Grillo	San Jose Sharks	8th	155th
Jeff Lembke	Pittsburgh Penguins	9th	192nd
Kevin Rappana	St. Louis Blues	11th	241st
Marty Schriener	New York Islanders	12th	246th
Jeff McLean*	San Jose Sharks	Supplemental	

1992

Paxton Schulte	Quebec Nordiques	6th	124th
Nick Naumenko	St. Louis Blues	8th	182nd

1993

Landon Wilson	Toronto Maple Leafs	1st	19th
Toby Kvalevog	Ottawa Senators	9th	209th
Mark Pivetz	Quebec Nordiques	10th	257th

1994

Ryan Johnson	Philadelphia Flyers	2nd	36th
Colin Forbes	Philadelphia Flyers	7th	166th

1997

Brad DeFauw	Carolina Hurricanes	2nd	28th
Lee Goren	Boston Bruins	3rd	63rd

1999

Mike Commodore	New Jersey Devils	2nd	42nd
----------------	-------------------	-----	------

2000

David Hale	New Jersey Devils	1st	22nd
Ryan Bayda	Carolina Hurricanes	3rd	80th
Derrick Byfuglien	Ottawa Senators	4th	122nd

2001

Andy Schneider	Pittsburgh Penguins	5th	156th
James Massen	New Jersey Devils	6th	194th
Brandon Bochenski	Ottawa Senators	7th	223rd

2002

Matt Greene	Edmonton Oilers	2nd	44th
Matt Jones	Phoenix Coyotes	3rd	80th

2003

Zach Parise	New Jersey Devils	1st	17th
Matt Smaby	Tampa Bay Lightning	2nd	41st
Brady Murray	Los Angeles Kings	5th	152nd
Rylan Kaip	Atlanta Thrashers	9th	269th
Chris Porter	Chicago Blackhawks	9th	282nd

2004

Drew Stafford	Buffalo Sabres	1st	13th
Travis Zajac	New Jersey Devils	1st	20th

2005

Brian Lee	Ottawa Senators	1st	9th
T.J. Oshie	St. Louis Blues	1st	24th
Joe Finley	Washington Capitals	1st	27th
Taylor Chorney	Edmonton Oilers	2nd	36th
Andrew Kozek	Atlanta Thrashers	2nd	53rd
Chris VandeVelde	Edmonton Oilers	4th	97th
Matt Watkins	Dallas Stars	5th	160th

2006

Jonathan Toews	Chicago Blackhawks	1st	3rd
Michael Forney	Atlanta Thrashers	3rd	80th
Derrick LaPoint	Florida Panthers	4th	116th

2007

Jason Gregoire	New York Islanders	3rd	76th
Matt Frattin	Toronto Maple Leafs	4th	99th
Brad Malone	Colorado Avalanche	4th	105th
Brett Bruneteau	Washington Capitals	4th	108th
Ben Blood	Ottawa Senators	4th	120th
Brad Eidsness	Buffalo Sabres	5th	139th

2008

David Toews	New York Islanders	3rd	66th
Corey Fienhage	Buffalo Sabres	3rd	81st
Brett Hexall	Phoenix Coyotes	6th	159th
Andrew MacWilliam	Toronto Maple Leafs	7th	188th
Joe Gleason	Chicago Blackhawks	7th	192nd

Listing includes players drafted prior to attending UND

Fighting Sioux First Rounders

Year	Player	Team	Pick
1968	John Marks	Chicago Blackhawks	9th
1981	James Patrick	New York Rangers	9th
1986	George Pelawa	Calgary Flames	16th
1989	Jason Herter	Vancouver Canucks	8th
1993	Landon Wilson	Toronto Maple Leafs	19th
2000	David Hale	New Jersey Devils	22nd
2003	Zach Parise	New Jersey Devils	17th
2004	Drew Stafford	Buffalo Sabres	13th
2004	Travis Zajac	New Jersey Devils	20th
2005	Brian Lee	Ottawa Senators	9th
2005	T.J. Oshie	St. Louis Blues	24th
2005	Joe Finley	Washington Capitals	27th
2006	Jonathan Toews	Chicago Blackhawks	3rd

UND Year-by-Year in the NHL Draft

Year	Picks	Year	Picks
1963	.1	1988	.6
1964	.0	1989	.5
1965	.0	1990	.4
1966	.0	1991	.6
1967	.0	1992	.2
1968	.1	1993	.3
1969	.2	1994	.2
1970	.3	1995	.0
1971	.3	1996	.0
1972	.1	1997	.2
1973	.4	1998	.0
1974	.0	1999	.1
1975	.1	2000	.3
1976	.0	2001	.3
1977	.1	2002	.2
1978	.2	2003	.5
1979	.3	2004	.2
1980	.6	2005	.7
1981	.6	2006	.3
1982	.7	2007	.6
1983	.5	2008	.5
1984	.9	Total	138
1985	.2		
1986	.6		
1987	.8		

**Includes players drafted in the supplemental draft and players drafted prior to attending UND.*



Fighting Sioux Records



FIGHTING SIOUX RECORDS

Team Season Records (Since 1946-47)

Most Wins: 40 (40-8-0 in 1986-87)
Highest Winning Percentage: .833 (40-8-0 in 1986-87)
Fewest Wins: 6 (6-28-2 in 1974-75)
Most Losses: 28 (6-28-2 in 1974-75)
Fewest Losses: 5 (11-5-0 in 1947-48 and 15-5-0 in 1952-53)
Most Ties: 9 (29-8-9 in 2000-01)
Fewest Ties: 0 (11 times)
Most Home Wins: 26 (26-2-0 in 1986-87)
Highest Home Winning Percentage: .929 (26-2-0 in 1986-87)
Most Home Losses: 14 (3-14-1 in 1974-75)
Fewest Home Losses: 0 (14-0-3 in 1962-63)
Most Road Wins: 13 (13-3-3 in 2000-01)
Most Road Losses: 16 (4-16-0 in 1992-93)
Fewest Road Losses: 1 (7-1-0 in 1949-50)
Most Neutral Site Wins: 8 (8-0-0 in 1999-00)
Most Consecutive Games Won: 15 (last 14 of 1979-80 and first of 1980-81; 2-8-80 through 3-29-80 and 10-17-80)
Most Consecutive Wins to Start a Season: 13 (1952-53)
Most Consecutive Losses to Start a Season: 4 (1994-95)
UND Record in Season Openers: 37-16-6 (.6978)
UND Record in WCHA Season Openers: 28-21-4 (.566)
Most Consecutive Winning Seasons: 13 (1978-79 through 1990-91)
Most Consecutive Losing Seasons: 3 (1973-74 through 1975-76 and 1991-92 through 1993-94)
Longest Winning Streak: 15 games (last 14 games of 1979-80 and first game of 1980-81; 2-8-80 through 3-29-80 and 10-17-80)
Longest Home Winning Streak: 18 games (last 18 games of 1979-80)
Longest Road Winning Streak: 8 games (12-9-67 through 2-9-68)
Longest Home Unbeaten Streak: 19 games (from Nov. 16, 1979 to Oct. 17, 1980 – over two seasons)
Longest Home Losing Streak: 5 games (five times, most recent was from 10-29-05 through 12-10-05)
Longest WCHA Winning Streak: 14 (1986-87)
Longest WCHA Unbeaten Streak: 19 (1998-99)
Most Goals Scored: 264 (1986-87)
Most Goals Allowed: 199 (1991-92)
Most Assists: 418 (1986-87)
Most Points: 682 (1986-87)
Most Penalties: 472 (1991-92)
Most Penalty Minutes: 1,086 (1991-92)
Most One-Goal Games: 18 (1983-84 and 1987-88)
Most Power Play Goals: 71 (1989-90)
Best Power Play Percentage: .302, 67 of 222 (1977-78)
Lowest Power Play Percentage: .164, 29 of 177 (1993-94)
Best Penalty Kill Percentage: .872, 184 of 211 (2003-04)
Lowest Penalty Kill Percentage: .672, 57 of 174 (1974-75)
Most Shorthanded Goals: 18 (1986-87)
Most Shutouts: 9 (1999-00)
Most Games Being Shutout: 4 (1967-68)
Most Consecutive Shutouts: 4 (1953-54; all vs. Michigan Tech)
Most Consecutive Games Scoring: 177 (11-26-77 through 1-30-82)
Most Overtime Games: 12 (2000-01)
Most Overtime Wins: 4 (of 8 in 1980-81)
Most Overtime Losses: 4 (of 8 in 1979-80); 4 (of 8 in 1987-88)
Highest Season Home Attendance: 261,875 (2005-06, 24 games)
Highest Season Home Attendance Avg.: 11,709 (2007-08, 22 games)
Highest Season Overall (Home, Road & Neutral) Attendance: 429,235 in 2006-07 (Avg. 9,982 per game)
Highest Season Overall (Home, Road & Neutral) Attendance Avg.: 10,012 (2007-08, 42 games)

Team Single Game (Since 1946-47)

Most Goals for UND: 18 (18-3 win at Denver, 2-1-50)
Most Goals, Both Teams: 23 (2-27-48, 17-6 win over N. Dakota St.)
Fewest Goals, Both Teams: 0 (3-8-68 at Michigan Tech)
Most Shorthanded Goals for UND: 3 (2-16-90 in 9-2 win over Michigan Tech)
Most Power Play Goals: 7 (10-18-91 in 10-5 win at Denver)

All-time longest UND men's hockey overall unbeaten streaks

1. 16 games – 13-0-3 from Nov. 9, 2002 to Jan. 10, 2003
2. 15 games – 15-0-0 (over two seasons) from Feb. 8, 1980 through Oct. 17, 1980

All-time longest UND men's hockey home unbeaten streaks

1. * 19 games – 19-0-0 (over two seasons) from Nov. 16, 1979 to Oct. 17, 1980
 2. * 18 games – 15-0-3 (over two seasons) from Nov. 24, 1962 to Nov. 29, 1963
18 games – 15-0-3 (over two seasons) from March 2, 2002 to Feb. 7, 2003
 4. & 17 games – 17-0-0 (over two seasons) from Jan. 5, 1990 to Nov. 30, 1991
 5. * 15 games – 15-0-0 (over two seasons) from Dec. 28, 1985 to Nov. 30, 1986
15 games – 10-0-5 (in 2000-01 season) from Oct. 21, 2000 to Feb. 17, 2001
- * UND won national championship in year streak started or ended
UND was national runnerup
& UND was national quarterfinalist in year streak started

Most Empty Net Goals for UND: 2 (12-5-81 at U.S. International 12-5-81; by Dan Brennan at 18:46 and Dave Donnelly at 19:39 of 3rd period; 2-12-99 vs. Denver; by Jeff Ulmer at 18:31 and Adam Calder at 19:03)
Most Assists for UND: 24 (15-0 win over Yale in 45-minute game at Troy, N.Y., 1-1-60)
Most Points for UND: 39 (15-0 win over Yale in 45-minute game at Troy, N.Y., 1-1-60)
Most Power Play Opportunities for UND: 14 (10-7-00 at Michigan)
Most Power Play Opportunities for Opponent: 14, by Wisconsin (3-11-94 in Grand Forks)
Most Penalties for UND: 30 (3-6-92 vs. Minnesota)
Most Penalty Minutes for UND: 124 (10-31-98 vs. Minnesota-Duluth)
Most Penalties, Both Teams: 64 (10-31-98 vs. Minnesota-Duluth)
Most Penalty Minutes, Both Teams: 257 (10-31-98 vs. Minnesota-Duluth)
Most Game DQs: 5 (12-29-84, Maine; 10-31-98 by Minnesota-Duluth)
Largest Margin of Victory for UND: 15 (15-0 over Yale on 1-1-60 and 18-3 at Denver on 2-1-50)
Largest Margin of Shutout Victory for UND: 15 (over Yale on 1-1-60)
Largest Margin of Shutout Defeat over UND: 10 (by Michigan Tech on 2-16-74)
Largest Margin of Defeat: 14 (Denver 15-1 over UND on 1-13-61)
Most Game DQs: 5 (12-29-84 at Maine)
Fastest Two Goals by UND: 0:02 seconds (1-30-60 at Colorado College)
Fastest Three Goals by UND: :20 seconds (2-11-53 vs. Colorado College)
Fastest Four Goals by UND: 1:18 (12-30-76 vs. Univ. of Saskatchewan)
Longest Game: 102 minutes 9 seconds (5-4 win over Minnesota in 5 OT on 12-21-22-68 at Bloomington, Minn.; in championship game of the 1968 Minnesota Classic Tournament. UND center Rod (Buzz) Christiansen scored the winning goal at 2:09 of 5th OT. Game began at 8 p.m. and ended at 12:54 a.m.)
Shortest Overtime Game: 0:04 seconds (10-30-81 by Providence 6-5 win at UND)

Team Period Records (Since 1946-47)

Most Goals for UND: 11 (12-28-78, 3rd Period vs. Univ. of Manitoba)
Most Assists for UND: 18 (12-28-78, 3rd Period vs. Univ. of Manitoba)
Most Points for UND: 29 (12-28-78, 3rd Period vs. Univ. of Manitoba)
Most Penalties: 15 (2-2-90, 2nd Period vs. Northern Michigan; 10-31-98, 1st period vs. Minnesota-Duluth)
Most Penalty Minutes: 70 (10-31-98, 3rd period vs. Minnesota-Duluth)

Single-Series/Weekend Power Play Opportunities

Most by Opponent

24, vs. Colorado College (Oct. 25-26, 1991)
 23, at Minnesota (Jan. 26-27, 2007)
 23, vs. Miami/Michigan St. (Oct. 8-9, 2005)
 22, vs. Notre Dame (Jan. 5-6, 1979)
 21, vs. Denver (Oct. 29-30, 1976)
 20, at Colorado College (Oct. 28-29, 1994)
 20, at Denver (Oct. 18-19, 1991)

Most by UND

23, vs. Colorado College (Oct. 25-26, 1991)
 21, vs. Northeastern (Oct. 14-15, 2005)
 21, vs. Minnesota Duluth (Feb. 27-28, 1998)
 21, at Denver (Nov. 4-5, 1994)
 21, at Denver (Oct. 18-19, 1991)
 21, vs. Notre Dame (Jan. 5-6, 1979)
 20, three times

Opponent Team Records

Game (Since 1946-47)

Most Goals: 15 (1-13-61, Denver in 15-1 over UND)
Most Assists: 21 (1-2-62, Des Moines Oak Leafs in 11-3 win over UND)
Most Points: 32 (2-24-51, Michigan in 12-4 win over UND)
Most Penalties: 35 (10-31-98 Minnesota-Duluth)
Most Penalty Minutes: 133 (10-31-98 Minnesota-Duluth)
Most Game DQs: 5 (12-29-84, Maine; 10-31-98 by Minnesota-Duluth)

Period (Since 1946-47)

Most Goals: 7 (11-7-75, 3rd Period, Michigan in 11-1 win over UND; and 1-23-91, 2nd Period, Minnesota in 11-5 win over UND)
Most Assists: 12 (1-23-91, 2nd Period, Minnesota in 11-5 win over UND)
Most Points: 19 (1-23-91, 2nd Period, Minnesota in 11-5 win over UND)
Most Penalties: 16 (10-31-98; 1st & 3rd periods, Minnesota-Duluth)
Most Penalty Minutes: 76 (10-31-98; 3rd period, Minnesota-Duluth)



Drew Stafford is the last Sioux player to score on a penalty shot. He scored on a penalty shot in overtime to give UND a 4-3 win at Maine on Oct. 8, 2004.

The Last Time it Happened

UND won when trailing after two periods: March 30, 2008 at Wisconsin (3-2 win in OT), NCAA Midwest Region championship game

Overtime Game: March 30, 2008 at Wisconsin (3-2 win), NCAA Midwest Region championship game
Overtime Game Won by UND: March 30, 2008 at Denver, 3-2 win (UND's Andrew Kozek scored 1:47 into OT).

Overtime Game Won by Opponent: March 16, 2008 vs. Michigan Tech (3-2 loss), WCHA first round play-off game (MTU's Tyler Shelast scored 1:59 into OT)

Overtime Game Ended in a Tie: March 8, 2008 vs. St. Cloud State (2-2 tie)

UND Shut Out an Opponent: March 14, 2008 vs. Michigan Tech (Jean-Philippe Lamoureux, 14 saves) (4-0), WCHA first round playoff game.

UND Shut out an Opponent on the Road: March 2, 2008 at Minnesota Duluth (Jean-Philippe Lamoureux, 28 saves) (2-0)

UND Was Shut Out: Nov. 30, 2007 – UND 0, Denver 1 (in Denver) (Peter Mannino)

UND Was Shut Out at Home: Dec. 29, 2005 – UND 0 vs. Harvard 1

Scoreless Tie Was Played: Oct. 19, 2007 – at Boston College (game was called after two periods due to poor ice conditions; March 8, 1968 – at Michigan Tech, no overtime)

UND Hat Trick: March 29, 2008 – Ryan Duncan vs. Princeton, NCAA Midwest Region semifinal

UND Player Scored 4 Goals in a Game: Jan. 9, 2004 – Brandon Bochenski vs. Alaska Anchorage

All UND Goals Scored by One Player: Nov. 15, 1968 – 4 goals by Dave Kartio vs. Denver

UND Swept a 2-Game Regular Season Home Series: Feb. 23-24, 2008 vs. Bemidji State (5-1, 1-0)

UND Swept a WCHA First Round Playoff Home Series: March 9-10, 2007 vs. Minnesota State (5-2, 2-1)

UND Swept a 2-Game Regular Season Road Series: March 1-2, 2008 at Minnesota Duluth (2-0, 2-1 OT)

UND Swept a 2-Game Regular Season Home & Home Series: Jan. 19-20, 2007 at Bemidji State (3-2 win), vs. Bemidji State (6-3 win)

UND Lost a Shootout: Oct. 6, 2000 vs. New Hampshire 3-2 @ Ice Breaker in Ann Arbor, Mich.

Opponent Swept UND in a 2-Game Regular Season Road Series: Nov. 17-18, 2006 – Alaska Anchorage swept UND (6-2, 4-2) in Anchorage

Opponent Swept UND in a 2-Game Regular Season Home Series: Dec. 15-16, 2006 – Michigan Tech swept UND (3-1, 3-2)

UND Won a Shootout: None

UND Was Not Penalized: Feb. 22, 1997 – vs. Alaska-Anchorage

Neither Team Was Penalized: Feb. 22, 1997 – vs. Alaska-Anchorage

UND Attempted a Penalty Shot: Dec. 29, 2006 – T.J. Oshie was stopped by Dartmouth's Mike Devine at 6:07 of the first period in a 4-1 UND win.

UND Scored on a Penalty Shot: Oct. 8, 2004 – Drew Stafford scored at 2:58 of overtime to beat Maine goalie Jimmy Howard and give UND a 4-3 overtime win.

Opponent Attempted a Penalty Shot: Oct. 8, 2005 – Miami's Chris Michael was stopped by UND's Jordan Parise at 16:04 of the second period in a 3-0 UND win.

UND Goaltender Assisted on a Goal: Jan. 12, 2008 – Jean-Philippe Lamoureux vs. Michigan Tech



Brandon Bochenski is the last UND player to score four goals in a game. Bochenski scored four against Alaska Anchorage on Jan. 9, 2004.

FIGHTING SIOUX RECORDS

Individual Career (Since 1946-47)

Hat Tricks: 17 by Ben Cherski (1951-55)
Goals by a Defenseman: 38 by Nick Naumenko (1992-96)
Assists by a Defenseman: 121 by Bill Himmelright (1975-79)
Points by a Defenseman: 149 by Bill Himmelright (1975-79)
Shorthanded Goals: 12 by Russ Romaniuk (1988-91)
Power-play Goals: 43 by Mark Taylor (1976-80)
Game-winning Goals: 18 by Mark Taylor (1976-80)
Points Per Game: 2.02 by Tony Hrkac (1984-85, 1986-87)

Individual Season (Since 1946-47)

Hat Tricks: 7 by Ben Cherski (1953-54)
Goals by a Defenseman: 13 by Nick Naumenko (1994-95), Ian Kidd (1986-87) and John Noah (1946-47)
Assists by a Defenseman: 50 by Russ Parent (1989-90)
Points by a Defenseman: 60 by Ian Kidd (1986-87)
Shorthanded Goals: 8 by Doug Smail (1979-80) and Tony Hrkac (1986-87)
Game-winning Goals: 9 by T.J. Oshie (2005-06)
Goals Per Game: 1.48 by Ben Cherski (1953-54)
Points Per Game: 2.42 by Tony Hrkac (1986-87)
Consecutive Goalie Shutouts: 4 by Gerald "Spike" Schultz (1-14, 15-54 and 1-28, 29-54 all vs. Michigan Tech)

Individual Single Game (Since 1946-47)

Goals: 8 by Bill Sullivan (2-27-48 vs. North Dakota State)
Assists: 6 by Bill Himmelright (2-19-77 vs. Colorado College) and Doug Smail (11-5-77 vs. Michigan State)
Points: 9 by Bill Reichart (12-29-54 vs. Minnesota-Duluth, 7G/2A) and Bob Joyce (1-2-87 vs. Michigan Tech, 6G/3A)
Goals by a Defenseman: 3 by Jerry Lafond (11-27-65 vs. Minnesota Duluth), Alan Hangsleben (2-18-72 vs. Michigan Tech), Mike Stone (11-15-80 vs. Colorado College) and Travis Roche (3-2-01 vs. Bemidji State)



Travis Roche is the last Fighting Sioux defenseman to score a hat trick. Roche scored three goals against Bemidji State on March 2, 2001.



Landon Wilson holds the record for penalty minutes in a single game with 33. He set the mark against Minnesota-Duluth on Jan. 27, 1995.

Assists by a Defenseman: 6 by Bill Himmelright (2-19-77 vs. Colorado College) and Travis Roche (11-10-00 vs. Minnesota)
Points by a Defenseman: 6 by Bill Himmelright (2-19-77 vs. Colorado College) and Travis Roche (11-10-00 vs. Minnesota)
Shorthanded Goals: 2 by Mike Burggraf (12-9-78 vs. Northern Arizona) and Russ Romaniuk (12-2-90 vs. Maine)
Power Play Goals: 3 by Mark Taylor (11-23-79 vs. Michigan State) and Jeff McLean (10-18-91 vs. Denver)
Most Penalties: 7 by Dave Donnelly (12-4-82 vs. Minnesota); Landon Wilson (1-27-95 vs. Minnesota-Duluth)
Most Penalty Minutes: 33 by Landon Wilson (1-27-95 vs. Minnesota Duluth)
Most Goalie Saves: 56 by Darren Jensen (11-31-81 vs. Minnesota)
Fewest Goalie Saves: 8 by Bob Peabody (11-11-58 by Minnesota Duluth) and George Gratton (1-9-59)
Most Goals Allowed: 12 by Bob Murray (12-10-48 vs. Colorado College; 12-11-48 vs. Colorado College; 12-17-48 vs. University of Saskatchewan; and 1-28-48 vs. Minnesota) and Rudy Lindbeck (2-24-51 vs. Michigan)

Period (Since 1946-47)


Goals: 4 by Cary Eades (11-14-80, 2nd period vs. Colorado College)
Points: 6 by Milton "Prince" Johnson (2-10-50, 3rd period vs. Michigan State)
Most Goalie Saves: 25 by Dave Murphy (11-7-71, 1st period vs. U.S. Olympic Team)
Most Overtime Saves: 15 by Brian Blanchard (12-21-68 in 5 OT vs. Minnesota)
Fewest Goalie Saves: 0 by Bob Peabody (1-16-59, 3rd period vs. Michigan); Mel Donnelly (12-21-79, 1st period vs. Ohio State) and Darren Jensen (12-10-82, 1st period vs. Denver)
Most Goals Allowed: 6 by many players

Fastest to 100 points

Ryan Duncan reached the 100-point plateau in his 95th career game, tied for the 21st fastest rate in Sioux history:

Rk	Name	Games to get 100 pts.
1.	Troy Murray (1980-82)	50
2.	Tony Hrkac (1984-85, 1986-87)	59
3.	Zach Parise (2002-04)	66
4.	Greg Johnson (1989-93)	74
5.	Perry Berezan (1983-85)	75
6.	Jason Blake* (1996-99)	79
7.	Bob Joyce (1984-87)	81
8.	Doug Smail (1977-80)	82
	Mark Taylor (1976-80)	82
10.	Brandon Bochenski (2001-04)	83
	Bob Munro (1966-69)	83
12.	Jeff Panzer (1997-01)	85
13.	Rick Zaparniuk (1976-80)	86
14.	Cary Eades (1978-82)	89
15.	Ryan Bayda (1999-02)	91
	Jim Cahoon (1969-73)	91
	Chris Jensen (1982-86)	91
	Dixon Ward (1988-92)	91
19.	T.J. Oshie (2005-08)	92
20.	Russ Romaniuk (1988-91)	93
21.	Ryan Duncan (2005-present)	95
	Mike Burggraf (1975-79)	95
	Teeder Wynne (1992-96)	95
24.	Lee Goren (1997-00)	98
25.	Earl Anderson (1969-73)	99

* Arrived at UND as a sophomore



Tony Hrkac holds the UND career record for points per game, averaging 2.02 during his career (1984-85 and 1986-87). Hrkac reached 100 career points in his 59th UND game, the second-fastest in Sioux history.

Individual Opponent Records

Period (Since 1946-47)

Most Goals: 4 by Ron Hartwell of Colorado College (2-24-52)

Most Saves: 28 by John Rockwell of Michigan Tech (10-28-78)

Most Saves, Overtime: 29 by Murray McLachlan of Minnesota (12-21-68)

Fewest Saves: 1 by Keni Gibson of Northeastern (10-30-04)

Game (Since 1946-47)

Most Goals: 5 by Ron Hartwell of Colorado College (2-24-52) and Roger Christian of Warroad Lakers (2-15-62)

Most Saves (no OT): 60 by Nate Nomeland of Princeton University (12-30-00)

Fewest Saves: 6 by George Mooney of Denver (2-19-52)

Fastest Goals to Open a Period

Start of Game: 0:06 by Rick Kennedy of St. Louis University (12-26-73)

Start of 2nd Period: 0:08 by Tony Szabo of Northern Michigan (2-7-92)

Start of 3rd Period: 0:07 by Owen Rogers of Minnesota-Duluth (11-26-75)

Start of Overtime: 0:04 by Kurt Kleinendorst of Providence (10-31-81)

Fastest Consecutive Goals

Two by Individual: 0:05 by Troy Murray (11-21-80, 2nd period vs. Michigan State)

Three by Individual: 1:15 by George Chigol (1-17-63, 2nd period vs. St. Boniface Canadiens)

Four by Individual: 6:45 by George Chigol (1-17-63, 2nd period vs. St. Boniface Canadiens)

Fastest Hat Trick: 1:15 by George Chigol (1-17-63, 3rd period vs. St. Boniface Canadiens)


Fastest Goals to Open a Period

From Start of Game: 0:06 by Lee Davidson (10-13-89 vs. Alabama-Huntsville)

To Start 2nd Period: 0:07 by Kevin McKinnon (1-16-93 vs. Wisconsin)

To Start 3rd Period: 0:07 by Ben Cherski (1-18-77 vs. Michigan Tech)


To Start Overtime: 0:12 by Jim Ridley (1-11-57 vs. Minnesota)



Troy Murray



George Chigol



Lee Davidson



Kevin McKinnon



Ben Cherski



Jim Ridley

SINGLE-SEASON TOP TENS

Games Played

1. Tony Hrkac (1986-87)	48
Bob Joyce (1986-87)	48
Steve Johnson (1986-87)	48
Scott Koberinski (1986-87)	48
Malcolm Parks (1986-87)	48
6. Tom Benson (1986-87)	47
Ian Kidd (1986-87)	47
Mickey Krampotich (1986-87)	47
Mike Lamoine (1986-87)	47
Russ Parent (1986-87)	47
Craig Ludwig (1981-82)	47

Points


1. Tony Hrkac (1986-87) (NCAA record)	116
2. Mark Taylor (1979-80)	92
3. Bob Joyce (1986-87)	89
4. Doug Smail (1979-80)	87
5. Steve Johnson (1987-88)	85
6. Mark Taylor (1978-79)	83
7. Kevin Maxwell (1978-79)	82
8. Jeff Panzer (2000-01)	81
9. Greg Johnson (1990-91)	79
10. Troy Murray (1980-81)	78

Points Per Game (Min. 20 games)

1. Tony Hrkac (1986-87)	2.42
2. Mark Taylor (1979-80)	2.30
3. Ken Johansson (1950-51)	2.27
4. Ben Cherski (1952-53)	2.20
5. Doug Smail (1979-80)	2.18
6. Russell "Buzz" Johnson (1949-50)	2.17
7. Reg Morelli (1959-60)	2.10
8. Greg Johnson (1990-91)	2.08
9. Ben Cherski (1953-54)	2.074
10. Bill Reichart (1956-57)	2.068

Goals

1. Bob Joyce (1986-87)	52
2. Tony Hrkac (1986-87)	46



Bob Joyce scored a school-record 52 goals in '86-87

3. Doug Smail (1979-80)	43
4. Russ Romaniuk (1990-91)	40
Ben Cherski (1953-54)	40
6. Phil Sykes (1981-82)	39
7. Ben Cherski (1951-52)	38
8. Jim Archibald (1984-85)	37
9. Russ Romaniuk (1989-90)	36
Bill Reichart (1956-57)	36

Assists

1. Tony Hrkac (1986-87)	70
2. Greg Johnson (1990-91)	61
3. Mark Taylor (1979-80)	59
Mark Taylor (1978-79)	59
5. Jeff Panzer (2000-01)	55
6. Greg Johnson (1991-92)	54
7. Steve Johnson (1987-88)	51
Kevin Maxwell (1978-79)	51
9. Russ Parent (1989-90)	50
10. Lee Davidson (1989-90)	49

Power Play Goals (since 1975-76)

1. Ryan Duncan (2006-07)	17
Doug Smail (1979-80)	17
3. Russ Romaniuk (1990-91)	16
Bob Joyce (1985-86)	16
5. Dixon Ward (1991-92)	15
Bob Joyce (1986-87)	15
Jim Archibald (1984-85)	15
8. Steve Johnson (1987-88)	14
Cary Eades (1981-82)	14
10. Six players tied	13

Shorthanded Goals (since 1975-76)


1. Tony Hrkac (1986-87)	8
Doug Smail (1979-80)	8
3. Drew Stafford (2005-06)	7
4. Russ Romaniuk (1989-90)	6
5. Scott Dub (1987-88)	5
Gord Sherven (1981-82)	5
Frank Burggraf (1978-79)	5
Mike Burggraf (1978-79)	5
Dave Christian (1978-79)	5
10. Seven players tied	4

Game-Winning Goals

1. T.J. Oshie (2005-06)	9
2. Bryan Lundbohm (2000-01)	8
Bob Joyce (1986-87)	8
Phil Sykes (1981-82)	8
5. Lee Goren (1999-00)	7
Malcolm Parks (1986-87)	7
Jim Archibald (1983-84)	7
Mark Taylor (1978-79)	7
9. Seven players tied	6

Penalties

1. Jim Archibald (1984-85)	81
2. Jim Archibald (1983-84)	78
3. Matt Greene (2004-05)	63
4. Matt Greene (2002-03)	62
Mike Commodore (1998-99)	62



Ian Kidd holds the school record for points by a defenseman with 60.

6. Mike Commodore (1999-00)	59
Marty Schrinier (1992-93)	59
8. Scott Marvin (1976-77)	54
9. Marty Schrinier (1993-94)	52
10. Kyle Radke (2006-07)	49
Brad Pascall (1989-90)	49
Marc Chorney (1978-79)	49

Penalty Minutes

1. Jim Archibald (1984-85)	197
2. Marty Schrinier (1992-93)	156
Jim Archibald (1983-84)	156
4. Mike Commodore (1999-00)	154
Mike Commodore (1998-99)	154
6. Landon Wilson (1993-94)	147
7. Landon Wilson (1994-95)	141
8. Matt Greene (2002-03)	135
9. Marty Schrinier (1993-94)	129
10. Matt Greene (2004-05)	126

DEFENSEMEN

Points by a Defenseman

1. Ian Kidd (1986-87)	60
2. Russ Parent (1989-90)	59
3. Bill Himmelright (1977-78)	52
4. Jason Herter (1989-90)	50
5. Travis Roche (2000-01)	49
6. James Patrick (1982-83)	48
7. Brad Williamson (1998-99)	47
8. Marc Chorney (1979-80)	45
9. Bill Himmelright (1978-79)	44
10. Curtis Murphy (1997-98)	42
Curtis Murphy (1996-97)	42
Glen Klotz (1984-85)	42
Marc Chorney (1980-81)	42



Nick Naumenko holds the career record for most goals by a defenseman with 38.

Goals by a Defenseman

- Nick Naumenko (1994-95) 13
- Ian Kidd (1986-87) 13
- John Noah (1947-48) 13
- Curtis Murphy (1996-97) 12
- James Patrick (1982-83) 12
- Andy Schneider (2002-03) 11
- Travis Roche (2000-01) 11
- Nick Naumenko (1995-96) 11
- Jason Herter (1990-91) 11
- Jason Herter (1989-90) 11
- Mike Stone (1980-81) 11
- Bill Himmelright (1977-78) 11
- Rob Mihulka (1976-77) 11
- Joe Silovich (1948-49) 11

Assists by a Defenseman

- Russ Parent (1989-90) 50
- Ian Kidd (1986-87) 47
- Bill Himmelright (1977-78) 41
- Jason Herter (1989-90) 39
- Travis Roche (2000-01) 38
- Marc Chorney (1979-80) 38
- Brad Williamson (1998-99) 37
- James Patrick (1982-83) 36
- Glen Klotz (1984-85) 35
- Bill Himmelright (1978-79) 35

Power Play Goals by a Defenseman

- Jason Herter (1989-90) 9
- Ian Kidd (1986-87) 9
- Bill Himmelright (1977-78) 9
- Rob Mihulka (1976-77) 9
- Bill Himmelright (1978-79) 8
- Nick Naumenko (1992-93) 7
- Brad Cox (1977-78) 7
- Brad Williamson (1998-99) 6
- Nick Naumenko (1994-95) 6
- Jason Herter (1990-91) 6
- Mike Stone (1977-78) 6

Shorthanded Goals by a Defenseman

- Robbie Bina (2006-07) 2
- Murray Baron (1988-89) 2
- Ian Kidd (1986-87) 2
- Bill Himmelright (1978-79) 2
- 12 players tied 1

Game-Winning Goals by a Defenseman

- Chay Genoway (2007-08) 3
- Nick Fuher (2003-04) 3
- Nick Fuher (2002-03) 3
- Brad Bombardir (1992-93) 3
- Ian Kidd (1985-86) 3
- 21 players tied 2

GOALIES

Games Played

- Jean-Philippe Lamoureux (2007-08) . . 42
- Jean-Philippe Lamoureux (2006-07) . . 37
- Jon Casey (1983-84) 37
- Toby Kvalevog (1995-96) 34
- Ed Belfour (1986-87) 34
- Jordan Parise (2005-06) 33
- Peter Waselovich (1973-74) 33
- Toby Kvalevog (1994-95) 32
- Toby Kvalevog (1993-94) 32
- Karl Goehring (1998-99) 31
- Scott Brower (1984-85) 31
- Dave Murphy (1971-72) 31
- Joe Lech (1964-65) 31

Wins (since 1965-66)

- Ed Belfour (1986-87) 29
- Jean-Philippe Lamoureux (2007-08) . . 27
- Jon Casey (1983-84) 25
- Jordan Parise (2005-06) 24
- Karl Goehring (1997-98) 23
- Karl Goehring (1998-99) 22
- Jean-Philippe Lamoureux (2006-07) . . 21
- Peter Waselovich (1976-77) 21
- Mike "Lefty" Curran (1967-68) 19
- Jordan Parise (2004-05) 17
- Aaron Schweitzer (1996-97) 17

Goals Against Average (Min. 10 games)

- Bob Peters (1957-58) 1.27
- Jean-Philippe Lamoureux (2007-08) . . 1.75
- Karl Goehring (1999-00) 1.89
- Jordan Parise (2003-04) 2.05
- Jordan Parise (2004-05) 2.13
- Mike "Lefty" Curran (1967-68) 2.14
- Jean-Philippe Lamoureux (2004-05) . . 2.19
- Jordan Parise (2005-06) 2.20
- Jake Brandt (2003-04) 2.25
- Karl Goehring (1997-98) 2.27

Save Percentage

- Jean-Philippe Lamoureux (2007-08) . . 932
- Jordan Parise (2005-06) 929
- Karl Goehring (1999-00) 927
- Mike "Lefty" Curran (1967-68) 919
- Karl Goehring (2000-01) 918
- Jordan Parise (2004-05) 917



Karl Goehring holds the UND single-season record for shutouts with eight in 1999-00.

- Karl Goehring (1998-99) 915
- Ed Belfour (1986-87) 915
- Jean-Philippe Lamoureux (2004-05) . . 914
- Jean-Philippe Lamoureux (2006-07) . . 913
- Karl Goehring (1997-98) 913

Saves

- Jon Casey (1983-84) 1,160
- Peter Waselovich (1973-74) 1,126
- Jean-Philippe Lamoureux (2007-08) . . 1,004
- Peter Waselovich (1974-75) 989
- Jordan Parise (2005-06) 968
- Toby Kvalevog (1994-95) 925
- Jean-Philippe Lamoureux (2006-07) . . 919
- Todd Jones (1991-92) 889
- Bill Stankoven (1977-78) 889
- Scott Brower (1984-85) 884

Shutouts

- Karl Goehring (1999-00) 8
- Jean-Philippe Lamoureux (2007-08) . . . 6
- Jordan Parise (2005-06) 6
- Jake Brandt (2002-03) 4
- Aaron Schweitzer (1996-97) 4
- Gerald "Spike" Schultz (1953-54) 4
- Jean-Philippe Lamoureux (2006-07) . . . 3
- Karl Goehring (2000-01) 3
- Karl Goehring (1998-99) 3
- Ed Belfour (1986-87) 3
- Mike "Lefty" Curran (1967-68) 3

Consecutive Starts by a Goalie

(Includes streaks over multiple seasons)

- Jean-Philippe Lamoureux (2006-08) . . 55
- Al Finkelstein (1951-52 & '52-53) . . . 40
- Peter Waselovich (1973-74) 32
- Tom Yurkovich (1956-57) 29
- Rudy Lindbeck (1950-51) 26
- Toby Kvalevog (1994-95 & '95-96) . . 24
- Mike "Lefty" Curran (1965-66) 23
- Gerald "Spike" Schultz (1953-54) 23
- David Murphy (1970-71 & '71-72) . . . 22
- Dudley Otto (1961-62) 20

SINGLE-SEASON TOP TENS



Kevin Maxwell's 82 points in 1978-79 remain a school record for a freshman.

FRESHMEN

Games Played by a Freshman

1. Russ Parent (1986-87)	47
2. Ryan Duncan (2005-06)	46
Zach Jones (2005-06)	46
Andrew Kozek (2005-06)	46
Matt Watkins (2005-06)	46
Brent Bobyck (1986-87)	46
Gord Sherven (1981-82)	46
8. 3 players tied	45

Points by a Freshman

1. Kevin Maxwell (1978-79)	82
2. Troy Murray (1980-81)	78
3. Zach Parise (2002-03)	61
4. Ken Johannson (1950-51)	59
5. Greg Johnson (1989-90)	55
6. Tony Hrkac (1984-85)	54
7. Dennis Hextall (1964-65)	53
8. Perry Berezan (1983-84)	52
9. Cary Eades (1978-79)	50
Doug Smail (1977-78)	50
Mark Taylor (1976-77)	50

Goals by a Freshman

1. Ben Cherski (1951-52)	38
2. Troy Murray (1980-81)	33
Bill Reichart (1954-55)	33
4. Kevin Maxwell (1978-79)	31
5. Perry Berezan (1983-84)	28
6. Cary Eades (1978-79)	27
Ken Johannson (1950-51)	27
8. Zach Parise (2002-03)	26
9. T.J. Oshie (2005-06)	24
10. Ian Kallay (1995-96)	23
Garry Valk (1987-88)	23

Assists by a Freshman

1. Kevin Maxwell (1978-79)	51
2. Troy Murray (1980-81)	45
3. Greg Johnson (1989-90)	38

4. Tony Hrkac (1984-85)	36
Dennis Hextall (1964-65)	36
6. Zach Parise (2002-03)	35
7. Ken Johannson (1950-51)	32
8. Rick Zaparniuk (1976-77)	30
9. 3 players tied	28

Power Play Goals by a Freshman

1. Troy Murray (1980-81)	13
2. Mark Taylor (1976-77)	12
3. T.J. Oshie (2005-06)	11
Ian Kallay (1995-96)	11
Cary Eades (1978-79)	11
6. Travis Zajac (2004-05)	10
7. Jonathan Toews (2005-06)	9
Greg Johnson (1989-90)	9
Kevin Maxwell (1978-79)	9
10. Zach Parise (2002-03)	8

Shorthanded Goals by a Freshman

1. Gord Sherven (1981-82)	5
Frank Burggraf (1978-79)	5
3. Travis Zajac (2004-05)	3
Zach Parise (2002-03)	3
Russ Romaniuk (1988-89)	3
6. Rory McMahon (2001-02)	2
Kevin Spiwak (1999-00)	2
Troy Murray (1980-81)	2
9. 17 players tied	1

Game-Winning Goals by a Freshman

1. T.J. Oshie (2005-06)	9
2. Brady Murray (2003-04)	6
Troy Murray (1980-81)	6
4. Evan Trupp (2007-08)	5
Brandon Bochenski (2001-02)	5
6. Perry Berezan (1983-84)	4
Kevin Maxwell (1978-79)	4
8. Ryan Duncan (2005-06)	3
14 other players tied	3

FRESHMEN DEFENSEMEN

Points by a Freshman Defenseman

1. Nick Naumenko (1992-93)	34
2. Jason Herter (1988-89)	32
3. Dave Geving (1974-75)	30
4. James Patrick (1981-82)	29
5. Travis Roche (1999-00)	28
6. Brian Lee (2005-06)	27
Mike Stone (1977-78)	27
8. Brad Cox (1976-77)	26
9. Howard Walker (1978-79)	23
10. Ian Kidd (1985-86)	22

Goals by a Freshman Defenseman

1. John Noah (1947-48)	13
2. Nick Naumenko (1992-93)	10
Mike Stone (1977-78)	10
Rob Mihulka (1975-76)	10
5. Bob Dorsher (1946-47)	9
6. Jason Herter (1988-89)	8
7. Howard Walker (1978-79)	7
Dave Geving (1974-75)	7

9. 3 players tied	6
-------------------------	---

Assists by a Freshman Defenseman

1. Nick Naumenko (1992-93)	24
Jason Herter (1988-89)	24
James Patrick (1981-82)	24
4. Brian Lee (2005-06)	23
5. Dave Geving (1974-75)	23
6. Travis Roche (1999-00)	22
Brad Cox (1976-77)	22
8. Bill Himmelright (1975-76)	18
9. 3 players tied	17

FRESHMEN GOALIES

Wins by a Freshman (since 1973-74)

1. Ed Belfour (1986-87)	29
2. Karl Goehring (1997-98)	23
3. Aaron Schweitzer (1996-97)	17
4. Scott Brower (1984-85)	15
5. Jordan Parise (2003-04)	14
Bob Iwabuchi (1978-79)	14
7. Darren Jensen (1979-80)	13
8. Todd Jones (1991-92)	12
9. Toby Kvalevog (1993-94)	11
10. Andy Kollar (1998-99)	10
Peter Waselovich (1973-74)	10

Goals Against Average (Min. 10 games)

1. Bob Peters (1957-58)	1.27
2. Jordan Parise (2003-04)	2.05
3. Jean-Philippe Lamoureux (2004-05) ..	2.19
4. Darren Jensen (1979-80)	2.24
5. Karl Goehring (1997-98)	2.27
6. Aaron Schweitzer (1996-97)	2.31
7. Ed Belfour (1986-87)	2.37
8. Joe Lech (1962-63)	2.60
9. George Gratton (1958-59)	2.73
10. Andy Kollar (1998-99)	2.87
Bob Iwabuchi (1978-79)	2.87

Save Percentage (Min. 10 games)

1. Bob Peters (1957-58)936
2. Darren Jensen (1979-80)923
3. Ed Belfour (1986-87)915
4. Jean-Philippe Lamoureux (2004-05) ..	.914
5. Karl Goehring (1997-98)913
6. Jordan Parise (2003-04)908
Aaron Schweitzer (1996-97)908
8. Bob Iwabuchi (1978-79)907
9. Jake Brandt (2001-02)902
10. Scott Brower (1984-85)899

Shutouts

1. Aaron Schweitzer (1996-97)	4
Gerald "Spike" Schultz (1953-54)	4
3. Ed Belfour (1986-87)	3
4. Jordan Parise (2003-04)	2
Scott Brower (1984-85)	2
Bob Peters (1957-58)	2
Al Finklestein (1951-52)	2
8. 9 players tied	1

CAREER TOP TENS

Career Games Played

- Chris Porter (2003-07)* 175
- Quinn Fylling (2000-01, 2002-05) . . . 167
- Lee Davidson (1986-90) 167
- Jason Notermann (1999-03) 165
- Jeff Panzer (1997-01) 164
- Mike Prpich (2002-06) 163
- Dixon Ward (1988-92) 163
- Jeff McLean (1987-88, 1989-92) 163
- Matt Jones (2001-05) 162
- Ryan Hale (1999-03) 162
- Kevin Spiewak (1999-03) 162
- Russ Parent (1986-90) 162
- Brian Williams (1982-86) 162
- Mike Stone (1977-82) 162

*Porter's 175 games were consecutive (WCHA record)

Career Points

- Greg Johnson (1989-93) 272
- Mark Taylor (1976-80) 265
- Jeff Panzer (1997-01) 228
- Dixon Ward (1988-92) 219
- Lee Davidson (1986-90) 202
- Doug Smail (1977-80) 195
- Steve Johnson (1984-88) 191
- Ben Cherski (1951-55) 188
- Phil Sykes (1978-82) 188
- Rick Zaparniuk (1976-80) 185

Career Points Per Game (Min. 75 games)

- Tony Hrkac (1984-85, 1986-87) 2.02
- Ben Cherski (1951-55) 1.88
- Bill Reichart (1954-57) 1.84
- Greg Johnson (1989-93) 1.75
- Doug Smail (1977-80) 1.73
- Mark Taylor (1976-80) 1.69
- Troy Murray (1980-82) 1.61
- Reggie Morelli (1957-60) 1.55
- Zach Parise (2002-04) 1.53
- James Ridley (1955-58) 1.53

Career Goals

- Ben Cherski (1951-55) 131
- Dixon Ward (1988-92) 110
- Bob Joyce (1984-87) 101
- Phil Sykes (1978-82) 98
- Mark Taylor (1976-80) 97
- Bill Reichart (1954-57) 97
- Russ Romaniuk (1988-91) 93
- Doug Smail (1977-80) 89
- Cary Eades (1978-82) 85
- Jeff Panzer (1997-01) 80
- Lee Davidson (1986-90) 80

Career Assists

- Greg Johnson (1989-93) 198
- Mark Taylor (1976-80) 168
- Jeff Panzer (1997-01) 148
- Rick Zaparniuk (1976-80) 125
- Lee Davidson (1986-90) 122
- Steve Johnson (1984-88) 121
- Bill Himmelright (1975-79) 121
- Russ Parent (1986-90) 115

- Dixon Ward (1988-92) 109
- Brian Williams (1982-86) 109

Career Power Play Goals

- Mark Taylor (1976-80) 43
- Dixon Ward (1988-92) 40
- Cary Eades (1978-82) 36
- Russ Romaniuk (1988-91) 33
- Bob Joyce (1984-87) 32
- Chris Jensen (1982-86) 29
- Doug Smail (1977-80) 29
- Ryan Duncan (2005-present) 28**
- Brandon Bochenski (2001-04) 27
- Steve Johnson (1984-88) 27

Career Shorthanded Goals

- Russ Romaniuk (1988-91) 12
- Scott Dub (1984-88) 10
- Tony Hrkac (1984-85, 1986-87) 9
- Doug Smail (1977-80) 9
- Drew Stafford (2003-06) 7
- Dusty Carroll (1979-83) 7
- Phil Sykes (1978-82) 7
- Jason Blake (1996-99) 6
- Greg Johnson (1989-93) 6
- Lee Davidson (1986-90) 6

Career Game-Winning Goals

- Mark Taylor (1976-80) 18
- T.J. Oshie (2005-08) 16
- Brandon Bochenski (2001-04) 15
- Ryan Duncan (2005-present) 13**
- Lee Goren (1997-00) 13
- Cary Eades (1978-82) 13
- Bryan Lundbohm (1998-01) 12
- Bob Joyce (1984-87) 12
- Jim Archibald (1981-85) 12
- Drew Stafford (2003-06) 11
- Jay Panzer (1995-99) 11
- Kevin Hoogsteen (1993-97) 11
- Russ Romaniuk (1988-91) 11
- Chris Jensen (1982-86) 11
- Phil Sykes (1978-82) 11

Career Penalties

- Jim Archibald (1981-85) 247
- Marty Schrinier (1990-94) 192
- Matt Greene (2002-05) 163
- Mike Commodore (1997-00) 151
- Mike Prpich (2002-06) 137
- Dean Dachyshyn (1979-83) 135
- Scott Marvin (1973-74, 1975-78) 135
- Marc Chorney (1977-81) 132
- Alan Henry (1969-73) 130
- Tom Benson (1984-88) 129

Career Penalty Minutes

- Jim Archibald (1981-85) 540
- Marty Schrinier (1990-94) 487
- Mike Commodore (1997-00) 382
- Matt Greene (2002-05) 347
- Mike Prpich (2002-06) 334
- Scott Marvin (1973-74, 1975-78) 297

- Dean Dachyshyn (1979-83) 289
- Kyle Radke (2004-08) 288
- Landon Wilson (1993-95) 288
- Scott Kirton (1991-95) 282


DEFENSEMEN

Career Points by a Defenseman

- Bill Himmelright (1975-79) 149
- Nick Naumenko (1992-96) 140
- Russ Parent (1986-90) 139
- Brad Cox (1976-80) 123
- Jason Herter (1988-91) 119
- Curtis Murphy (1994-98) 118
- Marc Chorney (1977-81) 118
- Glen Klotz (1982-86) 105
- Brad Williamson (1995-99) 99
- Mike Stone (1977-82) 99

Career Goals by a Defenseman

- Nick Naumenko (1992-96) 38
- Curtis Murphy (1994-98) 32
- Jason Herter (1988-91) 30
- John Noah (1947-51) 29
- Bill Himmelright (1975-79) 28
- Nick Fuher (2001-05) 27
- Mike Stone (1977-82) 25
- Russ Parent (1986-90) 24
- Marc Chorney (1977-81) 24
- Brad Williamson (1995-99) 22
- Joe Silovich (1947-50) 22



Lee Goren ranks tied for fourth on UND's all-time game-winning goals list with 13.

CAREER TOP TENS

Career Assists by a Defenseman

1. Bill Himmelright (1975-79)	121
2. Russ Parent (1986-90)	115
3. Nick Naumenko (1992-96)	102
Brad Cox (1976-80)	102
5. Marc Chorney (1977-81)	94
6. Jason Herter (1988-91)	89
7. Glen Klotz (1982-86)	87
8. Curtis Murphy (1994-98)	86
9. Brad Williamson (1995-99)	77
Scott Sandelin (1982-86)	77

Career Power Play Goals by a Defenseman


1. Nick Naumenko (1992-96)	20
Bill Himmelright (1975-79)	20
3. Jason Herter (1988-91)	19
4. Chad Mazurak (1998-02)	13
Mike Stone (1977-82)	13
Rob Mihulka (1975-79)	13
7. Nick Fuher (2001-05)	10
Curtis Murphy (1994-98)	10
Ian Kidd (1985-87)	10
Glen Klotz (1982-86)	10

Career Shorthanded Goals by a Defenseman

1. Ian Kidd (1985-87)	3
2. Robbie Bina (2003-08)	2
Murray Baron (1986-89)	2
Bill Himmelright (1975-79)	2
5. 12 players tied	1

Career Game-Winning Goals by a Defenseman

1. Nick Fuher (2001-05)	8
2. Curtis Murphy (1994-98)	6
3. Ian Kidd (1985-87)	5
4. Chay Genoway (2006-present)	4
Chad Mazurak (1998-02)	4
Mike Commodore (1997-00)	4
Nick Naumenko (1992-96)	4
Brad Bombardir (1990-94)	4
David Marvin (1987-91)	4
10. 6 players tied	3



Nick Fuher had eight career game-winning goals, more than any other defenseman in school history.

GOALIES

Career Games Played – Goalie

1. Toby Kvalevog (1993-97)	121
2. Karl Goehring (1997-01)	118
3. Jean-Philippe Lamoureux (2004-08)	111
4. Peter Waselovich (1973-77)	104
5. Scott Brower (1984-88)	90
6. Mike “Lefty” Curran (1965-68)	86
7. Jordan Parise (2003-06)	82
Chris Dickson (1987-91)	82
9. Joe Lech (1962-65)	79
10. Jon Casey (1980-84)	77

Career Wins

(Since 1965-66)

1. Karl Goehring (1997-01)	80
2. Jean-Philippe Lamoureux (2004-08)	60
3. Jordan Parise (2003-06)	55
4. Mike “Lefty” Curran (1965-68)	54
5. Toby Kvalevog (1993-97)	52
Jon Casey (1980-84)	52
7. Scott Brower (1984-88)	47
8. Darren Jensen (1979-83)	46
9. Peter Waselovich (1973-77)	44
10. Chris Dickson (1987-91)	43

Career Winning Pct.

(Minimum 40 games)

1. Karl Goehring (1997-01)765
2. Andy Kollar (1998-02)725
3. Jordan Parise (2003-06)713
4. Jon Casey (1980-84)711
5. Jake Brandt (2001-05)708
6. Bob Iwabuchi (1978-80)679
7. Tony Couture (1988-91)670
8. Darren Jensen (1979-83)669
9. Mike “Lefty” Curran (1965-68)651
10. Jean-Philippe Lamoureux (2004-08)602

Career Goals Against Avg.

(Minimum 40 games)

1. Jean-Philippe Lamoureux (2004-08)	2.14
Jordan Parise (2003-06)	2.14
3. Karl Goehring (1997-01)	2.23
4. Jake Brandt (2001-05)	2.50

5. Bob Peabody (1957-59)	2.55
6. Joe Lech (1962-65)	2.82
7. Mike “Lefty” Curran (1965-68)	2.92
8. Jon Casey (1980-84)	2.96
9. Andy Kollar (1998-02)	2.97
10. Bob Iwabuchi (1978-80)	3.19

Career Save Percentage

(Minimum 40 games)

1. Jordan Parise (2003-06)921
2. Jean-Philippe Lamoureux (2004-08)920
3. Karl Goehring (1997-01)918
4. Jon Casey (1980-84)910
5. Jake Brandt (2001-05)901
6. Andy Kollar (1998-02)899
7. Mike “Lefty” Curran (1965-68)897
8. Darren Jensen (1979-83)894
9. Bob Iwabuchi (1978-80)892
Joe Lech (1962-65)892

Career Saves

1. Peter Waselovich (1973-77)	3,517
2. Toby Kvalevog (1993-97)	2,936
3. Karl Goehring (1997-01)	2,783
4. Jean-Philippe Lamoureux (2004-08)	2,656
5. Bill Stankoven (1975-79)	2,466
6. Scott Brower (1984-88)	2,433
7. Jon Casey (1980-84)	2,306
8. Mike “Lefty” Curran (1965-68)	2,180
9. Jordan Parise (2003-06)	2,006
10. Darren Jensen (1979-83)	1,955

Career Shutouts

1. Karl Goehring (1997-01)	15
2. Jean-Philippe Lamoureux (2004-08)	10
Jordan Parise (2003-06)	10
4. Aaron Schweitzer (1996-98)	5
Tom Yurkovich (1954-57)	5
Gerald “Spike” Schultz (1953-55)	5
7. Jake Brandt (2001-05)	4
Scott Brower (1984-88)	4
Joe Lech (1962-65)	4
10. Andy Kollar (1998-02)	3
Ed Belfour (1986-87)	3
Jon Casey (1980-84)	3
Mike “Lefty” Curran (1965-68)	3



Toby Kvalevog (left) has played in more games (121) than any other goaltender in Fighting Sioux history.

Fighting Sioux Shutout Club

Date	Name	Opponent	Score	Date	Name	Opponent	Score
12/10/47	Bob Murray	Grand Forks Amerks	8-0	11/5/99	Karl Goehring	St. Cloud State	6-0
12/14/51	Al Finkelstein	Winnipeg Blackhawks	5-0	11/13/99	Karl Goehring	at Alaska Anchorage	3-0
12/21/51	Al Finkelstein	U. of Saskatchewan	6-0	11/27/99	Andy Kollar	vs. Vermont	8-0
1/1/53	Al Finkelstein	Michigan Tech	10-0	1/8/00	Karl Goehring	Colorado College	4-0
1/14/54	Gerald Schultz	at Michigan Tech	5-0	1/21/00	Karl Goehring	Minnesota	1-0
1/15/54	Gerald Schultz	at Michigan Tech	5-0	1/28/00	Karl Goehring	at Michigan Tech	5-0
1/28/54	Gerald Schultz	Michigan Tech	4-0	2/18/00	Karl Goehring	Minnesota-Duluth	10-0
1/29/54	Gerald Schultz	Michigan Tech	7-0	3/10/00	Karl Goehring	Denver	4-0
11/26/54	Schultz/Yurkovich	Minnesota-Duluth	11-0	4/6/00	Karl Goehring	vs. Maine (NCAA)	2-0
3/5/55	Tom Yurkovich	Minnesota	7-0	12/2/00	Andy Kollar	at Alaska Anchorage	3-0
11/26/55	Tom Yurkovich	Minnesota-Duluth	6-0	2/17/01	Karl Goehring	Denver	3-0
1/27/56	Tom Yurkovich	Minnesota	4-0	3/11/01	Karl Goehring	Minnesota-Duluth	4-0
12/1/56	Tom Yurkovich	Michigan State	1-0	4/5/01	Karl Goehring	vs. Michigan State (NCAA)	2-0
3/9/57	Tom Yurkovich	Michigan State	3-0	10/13/01	Andy Kollar	Colorado College	2-0
11/29/57	Bob Peters	Winnipeg Maroons	3-0	10/11/02	Jake Brandt	at Canisius	8-0
12/14/57	Bob Peters	Michigan	4-0	11/16/02	Jake Brandt	Alaska Anchorage	1-0
2/3/58	Bob Peabody	Denver	9-0	11/22/02	Jake Brandt	Wisconsin	2-0
2/7/59	Bob Peabody	at Michigan Tech	4-0	12/13/02	Marc Ranfranz	Canisius	6-0
1/1/60	George Gratton	vs. Yale	15-0	1/18/03	Jake Brandt	at Alaska Anchorage	3-0
3/7/63	Joe Lech	Michigan Tech	2-0	2/7/03	Josh Siembida	Michigan Tech	8-0
2/22/64	Joe Lech	Minnesota-Duluth	5-0	3/8/03	Marc Ranfranz	at Wisconsin	5-0
12/29/64	Joe Lech	at Waterloo Blackhawks	7-0	11/1/03	J. Parise/J. Brandt	Yale	10-0
2/26/65	Joe Lech	Minnesota	6-0	1/17/04	Jordan Parise	at Michigan Tech	4-0
11/28/67	Mike Curran	Colorado College	9-0	3/26/04	Jordan Parise	vs. Holy Cross (NCAA)	3-0
11/29/67	Mike Curran	Colorado College	7-0	3/5/05	Jordan Parise	at St. Cloud State	2-0
3/8/68	Mike Curran	at Michigan Tech	0-0	3/25/05	Jordan Parise	vs. Boston University (NCAA)	4-0
12/20/68	Brian Blanchard	vs. U. of Toronto	2-0	10/8/05	Jordan Parise	vs. Miami	3-0
11/4/72	Billy Kriski	at Michigan	6-0	10/14/05	Jordan Parise	Northeastern	6-0
12/8/72	Tim Delmore	U. of Manitoba	9-0	1/7/06	Jean-Philippe Lamoureux	at Alaska Anchorage	5-0
1/19/74	Peter Waselovich	Colorado College	2-0	2/17/06	Jordan Parise	Minnesota Duluth	4-0
12/27/75	Peter Waselovich	U. of Winnipeg	7-0	3/3/06	Jordan Parise	Michigan Tech	4-0
11/11/78	Bob Iwabuchi	Colorado College	10-0	3/4/06	Jordan Parise	Michigan Tech	6-0
11/10/79	Mel Donnelly	at Denver	3-0	3/12/06	Jordan Parise	Minnesota State (WCHA 1st)	3-0
11/17/79	Darren Jensen	St. Lawrence	7-0	1/13/07	Jean-Philippe Lamoureux	Alaska Anchorage	4-0
10/30/81	Darren Jensen	Providence	6-0	2/17/07	Jean-Philippe Lamoureux	Minnesota Duluth	1-0
1/29/82	Jon Casey	at Wisconsin	3-0	2/24/07	Jean-Philippe Lamoureux	at Denver	3-0
11/20/82	Pierre Lamoureux	Wisconsin	4-0	10/13/07	Jean-Philippe Lamoureux	Michigan State	6-0
11/11/83	Jon Casey	Denver	9-0	10/19/07	Jean-Philippe Lamoureux	at Boston College*	0-0
2/10/84	Jon Casey	at Colorado College	8-0	10/20/07	Jean-Philippe Lamoureux	at Northeastern	3-0
11/17/84	Scott Brower	New Hampshire	11-0	10/27/07	Jean-Philippe Lamoureux	at Michigan Tech	6-0
1/25/85	Scott Brower	Michigan Tech	8-0	3/01/08	Jean-Philippe Lamoureux	at Minnesota Duluth	2-0
12/20/85	Scott Brower	Alaska Anchorage	5-0	3/14/08	Jean-Philippe Lamoureux	Michigan Tech	4-0
11/28/86	Ed Belfour	New Hampshire	10-0				
2/6/87	Ed Belfour	Minnesota-Duluth	5-0				
2/21/87	Ed Belfour	at Northern Michigan	5-0				
3/7/88	Scott Brower	at Minnesota-Duluth	6-0				
2/10/89	Chris Dickson	Minnesota	9-0				
11/26/94	Toby Kvalevog	St. Cloud State	2-0				
11/2/96	Toby Kvalevog	Northern Michigan	5-0				
1/25/97	Aaron Schweitzer	at Colorado College	3-0				
2/21/97	Aaron Schweitzer	Alaska Anchorage	2-0				
2/22/97	Aaron Schweitzer	Alaska Anchorage	4-0				
3/8/97	Aaron Schweitzer	Michigan Tech	3-0				
11/14/98	Karl Goehring	Minnesota-Duluth	8-0				
12/6/98	Aaron Schweitzer	at Wisconsin	3-0				
10/30/98	Karl Goehring	Minnesota-Duluth	3-0				
2/19/99	Karl Goehring	Alaska Anchorage	8-0				
3/14/99	Karl Goehring	Mankato State	10-0				

Home games in italics

* – Game called after two periods due to poor ice conditions

The Fighting Sioux "Century Club"

Rk	Name	Yrs	GP	G	A	Pts	PPG
1.	Greg Johnson, F	1989-93	155	74	198	272	1.75
2.	Mark Taylor, F	1976-80	157	97	168	265	1.69
3.	Jeff Panzer, F	1997-01	164	80	148	228	1.39
4.	Dixon Ward, F	1988-92	163	110	109	219	1.34
5.	Lee Davidson, F	1986-90	167	80	122	202	1.21
6.	Doug Smail, F	1977-80	113	89	106	195	1.73
7.	Steve Johnson, F	1984-88	153	70	121	191	1.25
8.	Ben Cherski, F	1951-55	100	131	57	188	1.88
	Phil Sykes, F	1978-82	161	98	90	188	1.17
10.	Rick Zaparniuk, F	1976-80	157	60	125	185	1.18
11.	Bob Joyce, F	1984-87	127	101	81	182	1.43
12.	Brian Williams, F	1982-86	162	71	109	180	1.11
13.	Chris Jensen, F	1982-86	131	77	95	172	1.31
14.	Jason Blake, F	1996-99	119	71	100	171	1.44
15.	Tony Hrkac, F	1984-87	84	64	106	170	2.02
16.	Cary Eades, F	1978-82	144	85	79	164	1.14
17.	David Hoogsteen, F	1995-99	140	68	89	157	1.12
18.	Bill Reichart, F	1954-57	85	97	59	156	1.84
19.	Brandon Bochenski, F	2001-04	120	79	75	154	1.28
	Mike Burggraf, F	1975-79	151	52	102	154	1.02
21.	Russ Romaniuk, F	1988-91	123	93	57	150	1.22
22.	Bill Himmelright, D	1975-79	152	28	121	149	0.98
23.	Jim Cahoon, F	1969-73	121	56	92	148	1.22
	Neil Eisenhut, F	1987-91	148	65	83	148	1.00
25.	Ryan Bayda, F	1999-02	127	61	85	146	1.15
26.	Earl Anderson, F	1969-73	134	69	76	145	1.08
	Jay Panzer, F	1995-99	143	58	86	144	1.01
	Jim Archibald, F	1981-85	154	75	69	144	0.94
	Jeff McLean, F	1987-92	163	56	88	144	0.88
30.	T.J. Oshie, F	2005-08	129	59	83	142	1.10
31.	Teeder Wynne, F	1992-96	114	58	83	141	1.24
32.	Nick Naumenko, D	1992-96	146	38	102	140	0.96
33.	Ken Johansson, F	1950-53	71	54	85	139	1.96
	Russ Parent, D	1986-90	162	24	115	139	0.86
35.	Mickey Krampotich, F	1983-87	155	64	72	136	0.88
	Scott Koberinski, F	1985-89	160	48	88	136	0.85
37.	James Ridley, F	1955-58	88	64	71	135	1.53
38.	Ryan Duncan, F	2005-pres.	132	65	68	133	1.01
	Roger Lamoureux, F	1973-77	144	48	85	133	0.92
40.	Reggie Morelli, F	1957-60	85	60	72	132	1.55
41.	Troy Murray, F	1980-82	80	55	74	129	1.61
42.	Dan Brennan, F	1980-84	155	50	75	125	0.81
43.	Lee Goren, F	1997-00	111	63	61	124	1.12
	Bryan Lundbohm, F	1998-01	122	56	68	124	1.02
	David Lundbohm, F	2000-04	148	46	78	124	0.84
46.	Brad Becker, F	1973-77	143	66	57	123	0.86
	Brad Cox, D	1976-80	156	21	102	123	0.79
48.	Jason Herter, D	1988-91	118	30	89	119	1.01
	Glen White, F	1979-83	141	54	65	119	0.84
	Dusty Carroll, F	1979-83	156	59	60	119	0.76
51.	Drew Stafford, F	2003-06	120	48	70	118	0.98
	Terry Casey, F	1963-66	88	57	61	118	1.34
	Curtis Murphy, D	1994-98	153	32	86	118	0.77
	Marc Chorney, D	1977-81	153	24	94	118	0.77
55.	Art Miller, F	1957-60	72	65	52	117	1.63
	Ken Purpur, F	1951-54	72	46	71	117	1.63
57.	Zach Parise, F	2002-04	76	49	67	116	1.53
58.	Darcy Mitani, F	1992-96	140	55	57	112	0.80
59.	Perry Berezan, F	1983-85	85	51	59	110	1.29
	Ray Huot, F	1951-54	92	47	63	110	1.20
61.	Bob Munro, F	1966-69	81	38	71	109	1.35
62.	Adam Calder, F	1995-99	141	38	69	107	0.76
63.	Rick Myers, F	1975-80	126	45	61	106	0.84
64.	Gord Christian, F	1947-50	59	62	43	105	1.78
	Garry Valk, F	1987-90	121	59	46	105	0.87
	Glen Klotz, D	1982-86	140	18	87	105	0.75
	Justin Duberman, F	1988-92	159	49	56	105	0.75
	Brent Bobyck, F	1986-90	159	45	60	105	0.66
69.	Dave Merrifield, F	1960-63	76	45	59	104	1.37
	Bob DePiero, F	1973-77	138	38	66	104	0.75
71.	Dane Jackson, F	1988-92	150	59	44	103	0.69
72.	Ed Thomlinson, F	1957-60	95	49	53	102	1.07
	Jason Ulmer, F	1996-00	146	33	69	102	0.70
	Rob Mihulka, F/D	1975-79	152	40	62	102	0.67
	Jason Notermann, F	1999-03	165	40	62	102	0.62
76.	Dennis Hextall, F	1964-66	63	36	65	101	1.60
	Kevin Hoogsteen, F	1993-97	134	43	58	101	0.75



Dixon Ward is the only player in Sioux history to score 100 goals and 100 assists.

ALL-TIME COACHES




*Joe
Brown*



*Buck
Cameron*



*John
Jamieson*



*Don
Norman*



*Cliff
"Fido"
Purpur*



*Al
Renfrew*



*Bob
May*



*Barry
Thorndycraft*



*Bob
Peters*



*Bill
Selman*



*Rube
Bjorkman*



*John "Gino"
Gasparini*



*Dean
Blais*



*Dave
Hakstol*

Years	Coach	Overall Record	League Record
1929-32	Joe Brown	1-2-0 (.333)	
1932-33	Noland Franz	1-8-0 (.111)	
1935-36	Buck Cameron	2-2-0 (.500)	
1936-46	Intramural Hockey		
1946-47	John Jamieson	7-6-0 (.538)	
1947-49	Don Norman	20-17-1 (.539)	
1949-56	Cliff "Fido" Purpur	94-75-8 (.554)	42-42-0 (.500) MCHL/WIHL
1956-57	Al Renfrew	18-11-0 (.621)	13-9-0 (.591) WIHL
1957-59	Bob May	44-17-2 (.714)	21-5-1 (.796) WIHL
		14-7-0**	No League
		35-21-1***	
1959-64	Barry Thorndycraft	71-65-8 (.521)	59-49-4 (.545) WCHA
1964-66	R.H. "Bob" Peters	42-20-1 (.674)	26-12-0 (.684) WCHA
1966-68	Bill Selman	39-20-3 (.653)	29-14-1 (.670) WCHA
1968-78	Rube Bjorkman	149-186-11 (.447)	121-162-7 (.429) WCHA
1978-94	John "Gino" Gasparini	392-248-24 (.608)	277-197-21 (.581) WCHA
1994-04	Dean Blais	262-115-33 (.733)	176-74-29 (.683) WCHA
2004-present	Dave Hakstol	106-56-15 (.613)	60-41-11 (.585) WCHA
Totals	15 coaches	1248-848-107 (.591)	748-559-73 (.568) WCHA only

** Old WIHL disbanded after 1957-58 season

*** Old WIHL played interlocking schedules, these figures for games only vs. old WIHL members

YEAR-BY-YEAR LEADERS

Year	GP	W	L	T	Pct.	G	GA	P/PM	Goals Leader	Assists Leader	Points Leader
1946-47	13	7	6	0	.538	56	50	61/133	Bob Grina (13)	Bob Grina (8)	Bob Grina (21)
1947-48	16	11	5	0	.688	103	68	53/109	Bill Sullivan (18)	Gordon Christian (12)	Bill Sullivan & G. Christian (24)
1948-49	22	9	12	1	.432	109	148	73/154	Gordon Christian (25)	Jim Medved (22)	Jim Medved & G. Christian (41)
1949-50	23	15	6	2	.696	147	95	120/259	Prince Johnson (35)	Buzz Johnson (23)	P. Johnson & B. Johnson (50)
1950-51	26	12	12	2	.500	116	139	98/221	Ken Johannson (27)	K. Johannson & G. Dickinson (32)	Ken Johannson (59)
1951-52	25	13	11	1	.540	126	105	142/345	Ben Cherski (38)	Ken Johannson (30)	Ben Cherski (49)
1952-53	20	15	5	0	.750	109	68	65/146	Ben Cherski (30)	Ken Johannson (23)	Ben Cherski (44)
1953-54	27	14	12	1	.537	123	102	87/193	Ben Cherski (40)	Ken Purpur (31)	Ben Cherski (56)
1954-55	28	14	13	1	.518	115	115	94/194	Bill Reichart (33)	Mike Castellano (17)	Bill Reichart (45)
1955-56	28	11	16	1	.411	100	129	121/324	Bill Reichart (28)	Bill Reichart (23)	Bill Reichart (51)
1956-57	29	18	11	0	.621	126	99	145/327	Bill Reichart (36)	Jim Ridley (26)	Bill Reichart (60)
1957-58	32	24	7	1	.766	159	82	170/395	J. Ridley & A. Miller (21)	Reg Morelli (26)	Jim Ridley (46)
1958-59	31	20	10	1	.661	125	103	163/412	Art Miller (24)	Art Miller (21)	Art Miller (45)
1959-60	32	19	11	2	.625	157	115	143/309	Reg Morelli (34)	Reg Morelli (31)	Reg Morelli (65)
1960-61	29	9	19	1	.328	100	151	147/338	Dave Merrifield (19)	Bill Colpitts (31)	Bill Colpitts (49)
1961-62	26	9	17	0	.346	96	123	162/399	Al McLean (19)	Al McLean (19)	Al McLean (38)
1962-63	32	22	7	3	.734	162	91	168/370	Dave Merrifield (21)	Al McLean (34)	Al McLean (53)
1963-64	25	12	11	2	.520	79	72	114/231	Gerry Kell (14)	W. Gurba & T. Casey (12)	Gerry Kell (25)
1964-65	33	25	8	0	.758	184	106	176/379	G. Kell & T. Casey (24)	Dennis Hextall (36)	Gerry Kell (55)
1965-66	30	17	12	1	.583	135	115	176/383	Terry Casey (26)	Dennis Hextall (29)	Terry Casey (54)
1966-67	29	19	10	0	.655	106	92	150/319	Bob Munro (15)	Bob Lillo (18)	Bob Munro (30)
									Dave Kartio (15)		
									Roger Bamburak (15)		
1967-68	33	20	10	3	.652	113	80	144/317	Dave Kartio (22)	Bob Munro (26)	Bob Munro (36)
1968-69	29	18	10	1	.638	130	125	139/324	Dave Kartio (21)	Bob Munro (30)	Bob Munro (43)
1969-70	30	14	15	1	.483	115	131	173/371	Earl Anderson (17)	Dave Bragnalo (21)	Dave Hudson (29)
1970-71	33	14	17	2	.455	123	141	198/461	Brian DePiero (18)	Brian DePiero (20)	Brian DePiero (38)
1971-72	36	21	14	1	.597	161	137	201/430	Jim Cahoon (24)	Jim Cahoon (31)	Jim Cahoon (55)
1972-73	36	17	17	2	.500	154	157	219/449	Larry Drader (19)	Jim Cahoon (36)	Jim Cahoon (52)
1973-74	34	10	23	1	.309	103	169	174/383	Brad Becker (13)	A. Hangsleben & B. DePiero (16)	Alan Hangsleben (25)
1974-75	36	6	28	2	.194	115	192	321/554	Bob DePiero (14)	Dave Geving (23)	Dave Geving (30)
1975-76	36	15	21	0	.417	142	168	272/614	Brad Becker (18)	Roger Lamoureux (26)	Roger Lamoureux (41)
1976-77	38	19	19	0	.500	202	184	337/741	Brad Becker (25)	Roger Lamoureux (40)	Roger Lamoureux (61)
1977-78	38	15	22	1	.408	172	192	315/720	Doug Smail (22)	Bill Himmelright (41)	Bill Himmelright (52)
1978-79	42	30	11	1	.726	245	144	402/881	Kevin Maxwell (31)	Mark Taylor (59)	Mark Taylor (83)
1979-80	40	31	8	1	.788	217	119	365/768	Doug Smail (43)	Mark Taylor (59)	Mark Taylor (92)
1980-81	38	21	15	2	.579	186	168	370/766	Troy Murray (33)	Troy Murray (45)	Troy Murray (78)
1981-82	47	35	12	0	.745	218	143	385/802	Phil Sykes (39)	Troy Murray (29)	Phil Sykes (63)
1982-83	36	21	13	2	.611	158	100	301/664	D. Carroll & D. Donnelly (18)	James Patrick (36)	James Patrick (48)
1983-84	45	31	12	2	.711	204	145	376/775	D. Brennan & P. Berezan (28)	Dan Brennan (37)	Dan Brennan (65)
1984-85	42	24	16	2	.595	202	148	367/800	Jim Archibald (37)	Tony Hrkac (36)	Jim Archibald (61)
1985-86	41	24	16	1	.598	188	156	351/741	Bob Joyce (31)	C. Jensen & B. Williams (40)	Chris Jensen (65)
1986-87	48	40*	8	0	.833	264	129	422/888	Bob Joyce (52)	Tony Hrkac (70)	Tony Hrkac (116)*
1987-88	42	21	20	1	.512	174	160	366/779	Steve Johnson (34)	Steve Johnson (51)	Steve Johnson (85)
1988-89	41	22	18	1	.549	164	138	372/787	Neil Eisenhut (22)	Lee Davidson (37)	Lee Davidson (53)
1989-90	45	28	13	4	.667	252	175	432/978	Russ Romaniuk (36)	Russ Parent (50)	Lee Davidson (75)
1990-91	43	24	17	2	.581	207	171	373/863	Russ Romaniuk (40)	Greg Johnson (61)	Greg Johnson (79)
1991-92	39	17	21	1	.449	170	199	472/1086	Dixon Ward (33)	Greg Johnson (54)	Greg Johnson (74)
1992-93	38	12	25	1	.329	138	173	374/873	Kevin McKinnon (20)	Greg Johnson (45)	Greg Johnson (64)
1993-94	38	11	23	4	.342	119	164	417/1015	Landon Wilson (18)	M. Schriener & N. Naumenko (22)	L. Wilson & M. Schriener (33)
1994-95	39	18	18	3	.500	151	169	371/914	Teeder Wynne (22)	Teeder Wynne (27)	Teeder Wynne (49)
1995-96	38	19	18	1	.513	162	155	323/708	Teeder Wynne (26)	Teeder Wynne (47)	Teeder Wynne (73)
1996-97	43	31	10	2	.744	190	130	301/719	David Hoogsteen (27)	Jason Blake (30)	David Hoogsteen (54)
1997-98	39	30	8	1	.782	188	115	366/786	Jason Blake (24)	Curtis Murphy (34)	Jason Blake (51)
1998-99	40	32	6	2	.813	199	104	323/772	Jason Blake (28)	Jason Blake (41)	Jason Blake (69)
1999-00	44	31	8	5	.761	192	97	301/703	Lee Goren (34)	Jeff Panzer (44)	Lee Goren & Jeff Panzer (63)
2000-01	46	29	8	9	.728	183	121	321/686	Bryan Lundbohm (32)	Jeff Panzer (55)	Jeff Panzer (81)
2001-02	37	16	19	2	.459	134	136	269/598	Tim Skarperud (21)	Ryan Bayda (28)	Ryan Bayda (47)
2002-03	43	26	12	5	.663	172	120	311/764	Brandon Bochenski (35)	David Lundbohm (37)	Brandon Bochenski (62)
2003-04	41	30	8	3	.768	182	90	349/731	Brandon Bochenski (27)	Brandon Bochenski (33)	Brandon Bochenski (60)
2004-05	45	25	15	5	.611	136	103	370/800	Travis Zajac (20)	Colby Genoway (31)	Colby Genoway (44)
2005-06	46	29	16	1	.641	164	109	403/1054	Drew Stafford (24)	Travis Zajac (29)	Drew Stafford (48)
2006-07	43	24	14	5	.616	153	116	231/546	Ryan Duncan (31)	T.J. Oshie (35)	Ryan Duncan (57)
2007-08	43	28	11	4	.698	129	80	319/787	Duncan/Oshie/Kozek (18)	T.J. Oshie (27)	T.J. Oshie (45)
TOTAL	2203	1248	848	107	.591	9504	7921	15,824/35,338			

*NCAA record

YEAR-BY-YEAR RESULTS AND STATISTICS

1946-47

Overall: 7-6-0

Coach: John Jamieson

Captain: None

J6	St. Cloud State	L	1-8
J18	Fargo Flyers	W	5-1
J19	Northwest Ag. Coll.	W	10-1
J20	Fargo Flyers	L	1-2
F10	Crookston Cath. HS	W	3-2
F12	Northwest Ag. Coll.	W	9-3
F13	Crookston Cath. HS	L	1-2
F19	Fargo Flyers	W	3-2
F22	Fargo Independents#	L	3-9
F23	Bottineau Ind.#	W	7-4
F28	Grand Forks Legion	W	4-3 OT
M1	Grand Forks Legion	L	2-5
M5	Grand Forks Legion	L	7-8

#At Bottineau, N.D., tournament

1946-47 Stats	GP	G	A	P	P/M
Bob Grina	13	8	21	5/10	
John Healey	10	5	15	6/12	
Duane Hagness	8	5	13	4/13	
Bob Dorsher	9	2	11	8/16	
Jim Healey	4	6	10	7/14	
Bob Hegraness	2	2	4	3/6	
Ossie Nord	2	2	4	0/0	
Jim Leigh	2	2	4	1/2	
Bob Peskin	1	2	3	7/14	
Bill Killian	1	1	2	1/2	
Jack Donovan	1	1	2	1.2	
Al Hausauer	1	1	2	4/8	
Jim Flannery	1	1	2	0/0	
Ray Bostrom	0	2	2	3/6	
Arch Graham	0	1	1	2/4	
Jack Johnson	1	0	1	6/18	
Bob Mowris	0	1	1	1/2	
Bob South	0	0	0	2/4	
Jim Dwyer	0	0	0	0/0	
UND Totals	56	42	98	61/133	
Opp Totals	50	31	81	52/123	

Goaltending

1946-47	G	GA	GAA	SV	SV%	WLT
Al Forman	8	31	3.88	181	.854	
Gerald Patterson	5	19	3.80	150	.887	
UND Totals	13	50	3.85	331	.870	
Opp Totals	13	56	4.38	259	.822	

UND shutouts - none.

1947-48

Overall: 11-5-0

Coach: Don Norman

Captain: Game captains

D10	Grand Forks Amerks	W	8-0
D17	Thief River Falls	W	6-4
D20	Thief River Falls	L	1-3
J5	Thief River Falls	W	7-4
J9	Michigan	W	6-5
J10	Michigan	L	2-5
J16	Michigan Tech	L	6-7 OT
J17	Michigan Tech	W	7-3
J23	Minnesota	W	5-3
J24	Minnesota	L	4-7 OT
F10	Wichita Flyers	W	13-5
F10	Colorado College	W	8-4
F13	Colorado College	L	3-6
F20	Michigan Tech	W	5-4
F21	Michigan Tech	W	5-2
F27	North Dakota State	W	17-6

1947-48 Stats	GP	G	A	P	P/M
Bill Sullivan	16	18	6	24	2/4
Gordon Christian	15	12	12	24	6/12
Jim Medved	16	14	9	23	3/6
M. "Prince" Johnson	16	14	6	20	4/8
John Noah	16	13	3	16	3/6
R. "Buzz" Johnson	15	8	8	16	4/8
Wes Cole	16	8	6	14	3/6
Paul McKinnon	15	5	2	7	4/8
Joe Silovich	16	3	2	5	18/39

Bob Krumholz	12	3	2	5	2/4
Dan McKinnon	16	2	1	3	3/6
Ted Wilson	6	2	1	3	0/0
Jim Doyle	11	1	2	3	1/2
Cal Marvin	10	0	1	1	1/2
Tom Buran	4	0	1	1	0/0
Bob Dorsher	8	0	0	0	1/2
Jim Williams	3	0	0	0	2/4
UND Totals	16	103	62	165	53/109
Opp Totals	16	68	40	108	46/95

Goaltending

1947-48	G	GA	GAA	SV	SV%	WLT
Bob Murray	14	57	4.07	480	.894	
Al Forman	2	11	5.50	57	.840	
UND Totals	16	68	4.25	537	.888	
Opp Totals	16	103	6.44	556	.844	

UND shutouts - 1.

1948-49

Overall: 9-12-1

Coach: Don Norman

Captain: Bob Murray

D6	Grand Forks Amerks	W	5-2
D10	Colorado College	L	4-12
D11	Colorado College	L	4-12
D17	U. of Saskatchewan	L	3-12
D18	U. of Saskatchewan	T	3-3
D26	Michigan#	L	1-8
D27	Michigan#	L	4-11
D29	Colorado College	W	5-3
D30	Colorado College	W	6-3
J8	Michigan Tech	L	3-6
J17	Crookston Pirates	W	12-4
J21	Minnesota	W	4-3 OT
J22	Minnesota	W	6-4
J28	Minnesota	L	5-12
J29	Minnesota	L	6-7
F5	Winnipeg Army	W	10-3
F11	Michigan	L	7-14
F12	Michigan	L	4-10
F18	Michigan Tech	L	2-5
F19	Michigan Tech	W	6-5
F25	U. of Manitoba	W	7-4
F26	U. of Manitoba	L	2-4

#Albuquerque, N.M.

1948-49 Stats	GP	G	A	P	P/M
Jim Medved	22	19	22	41	8/16
Gordon Christian	20	25	16	41	9/18
Bob Krumholz	22	15	7	22	4/8
Bob Grina	22	12	8	20	5/10
Joe Silovich	22	11	5	16	15/38
George Dickinson	14	9	6	15	3/6
Ted Wilson	20	9	4	13	2/4
John Noah	22	3	9	12	5/10
Bill Sullivan	22	2	5	7	0/0
Dennis Sullivan	21	2	5	7	0/0
Dan McKinnon	22	1	3	4	7/14
Cal Marvin	22	0	4	4	12/24
Robert Phillips	4	1	0	1	0/0
Bob Murray	20	0	1	1	0/0
UND Totals	22	109	100	209	73/154
Opp Totals	22	148	146	294	77/154

Goaltending

1948-49	G	GA	GAA	SV	SV%	WLT
Bob Murray	20	136	6.80	610	.819	8-10-1
Ralph Engelstad	2	8	4.00	54	.871	
Rudy Lindbeck	1	4	4.00	34	.895	
UND Totals	22	148	6.73	698	.826	
Opp Totals	22	109	4.95	675	.862	

UND shutouts - none.

1949-50

Overall: 15-6-2

Coach: Cliff (Fido) Purpur

Captain: Jim Medved

D15	U. of Saskatchewan	W	8-3
D16	U. of Saskatchewan	L	3-4
D19	Thief River Falls#	W	6-4
D22	Grand Forks Amerks	T	4-4
D23	Grand Forks Amerks	W	5-3
D29	Michigan	L	4-8
D30	Michigan	L	0-6
J6	Minnesota	W	7-3
J7	Minnesota##	W	6-5
J13	Minnesota	W	3-2
J14	Minnesota	W	8-5
J20	Winnipeg Blackhawks	W	8-5
J21	Winnipeg Blackhawks	W	4-2
F1	Denver	W	18-3
F3	Colorado College	L	5-8
F4	Colorado College	T	3-3
F10	Michigan State	W	14-1
F11	Michigan State	W	12-3
F18	Michigan Tech	W	5-4
F19	Michigan Tech	W	5-3
F25	St. John's University	W	11-2
M3	Brandon Wheat Kings	L	5-7
M4	Brandon Wheat Kings	L	3-7

#Warroad, Minn., rink dedication

##Rochester, Minn.

1949-50 Stats

	GP	G	A	P	P/M
M. "Prince" Johnson	23	35	15	50	11/22
R. "Buzz" Johnson	23	27	23	50	19/43
Gordon Christian	23	25	15	40	8/16
Jim Medved	23	12	19	31	4/8
Bob Krumholz	23	12	14	26	8/16
John Noah	23	9	20	29	2/4
Joe Silovich	23	8	2	10	21/53
George Dickinson	21	3	7	10	3/6
Paul McKinnon	22	4	5	9	15/30
Dan McKinnon	23	4	4	8	15/33
Ted Wilson	17	4	2	6	3/6
Cal Marvin	23	0	5	5	3/6
Bill Sullivan	19	3	1	4	0/0
Bob May	21	1	2	3	6/12
Bob Phillips	4	0	0	0	0/0
Bob Murray	11	0	0	0	1/2
Ralph Engelstad	12	0	0	0	1/2
UND Totals	23	147	134	281	120/259
Opp Totals	23	95	95	190	108/228

Goaltending

1949-50	G	GA	GAA	SV	SV%	WLT
Bob Murray	11	45	4.09	348	.886	
Ralph Engelstad	12	50	4.17	327	.867	
UND Totals	23	95	4.13	675	.877	
Opp Totals	23	147	6.39	627	.810	

UND shutouts - none.

1950-51

Overall: 12-12-2

Coach: Cliff (Fido) Purpur

Co-Captains: Bob Krumholz, Bob May

D8	Brandon College	W	5-1
D9	Brandon College	W	5-4
D11	Winnipeg Canadians	W	6-3
D12	Winnipeg Canadians	L	5-7
D15	Winnipeg Blackhawks	W	4-2
D16	Winnipeg Blackhawks	W	5-1
D19	Grand Forks Amerks	T	8-8
J1	Harvard	L	2-5
J2	Harvard	W	5-3
J4	Michigan State	W	5-4
J5	Michigan State	W	7-3
J10	Grand Forks Amerks	L	2-7
J19	Michigan Tech	W	5-2
J20	Michigan Tech	W	5-4
J29	Grand Forks Amerks#	W	5-4 OT
F2	Minnesota	W	8-4
F3	Minnesota	L	2-7

F9	Grand Forks Amerks	T	6-6
F15	Grand Forks Amerks#	L	3-10
F17	Thief River Falls	L	3-6
F19	Colorado College	L	3-10
F20	Colorado College	L	3-7
F23	Michigan	L	4-11
F24	Michigan	L	4-12
M2	Minnesota	L	2-5
M3	Minnesota	L	2-3

#Devils Lake, N.D.

1950-51 Stats

	GP	G	A	P	P/M
Ken Johannson	26	27	32	59	9/29
George Dickinson	26	20	32	52	14/28
Stan Marek	24	15	19	34	7/22
Bob Krumholz	14	11	14	25	9/21
Bob Johnson	24	15	5	20	9/21
Ted Wilson	26	7	10	17	0/0
Durwood Johnson	18	11	5	16	1/2

YEAR-BY-YEAR RESULTS AND STATISTICS

- 1951-52 season continued

Bob Dunsworth	25	1	6	7	12/24
Frank Morgan	23	1	1	2	6/12
Ken Wilkie	23	0	2	2	12/24
Ernie Warnock	8	0	0	0	1/2
Ray Huot	17	7	10	17	3/9
John Novak	17	2	60	8	14/34
Al Finkelstein	24	0	0	0	0/0
Walt Pederson	12	1	2	3	1/2
Dan DiFuria	15	0	0	0	4/16
UND Totals	25	123	150	276	142/345
Opp Totals	25	105	120	225	140/352

Goaltending

1951-52	G	GA	GAA	SV	SV%	WL-T
Al Finkelstein	24	102	4.25	671	.868	
Rudy Lindbeck	1	3	3.00	38	.927	
UND Totals	25	105	4.20	709	.870	
Opp Totals	25	126	5.04	691	.846	
UND shutouts - Finkelstein 2.						

1952-53

Overall: 15-5-0

MCHL: 11-5-0 (3rd)

Coach: Cliff (Fido) Purpur

Captain: Ken Johansson

D19 U. of Saskatchewan	W	8-2
D20 U. of Saskatchewan	W	6-3
D26 Michigan State*	W	5-4
D27 Michigan State*	W	5-4 OT
D28 U. of Toronto	W	7-1
D29 U. of Toronto	W	6-3
J1 Michigan Tech*	W	10-0
J2 Michigan Tech*	W	7-2
J8 Denver*	W	4-3
J9 Denver*	W	2-1
J15 Michigan Tech*	W	5-4 OT
J16 Michigan Tech*	W	6-5 OT
J29 Minnesota*	W	7-5
J30 Minnesota*	L	2-5
F5 Minnesota*	L	0-3
F6 Minnesota*	L	1-3
F10 Colorado College*	W	12-4
F11 Colorado College*	W	10-3
F19 Michigan*	L	3-5
F20 Michigan*	L	3-8

* MCHL Game

1952-53 Stats	GP	G	A	P	P/M
Ben Cherski	20	30	14	44	5/10
Ken Johansson	20	15	23	38	2/4
Ken Purpur	20	10	21	31	6/12
Ray Huot	20	14	11	25	9/18
Wilf Shannon	20	8	15	23	1/2
Elwood Shell	20	4	14	18	14/36
Swede Lund	20	9	16	25	4/8
John Novak	20	3	12	15	10/20
Bob Dunsworth	20	2	9	11	6/20
Walt Pederson	14	0	5	5	1/2
Roger Goodman	20	3	4	7	2/4
Ken Wilkie	18	2	2	4	1/2
Ernie Warnock	14	4	1	5	0/0
Marcel Beaulieu	14	5	0	5	2/4
Gaylord Elliott	7	0	0	0	1/2
Al Finkelstein	20	0	0	0	1/2
UND Totals	20	109	147	256	65/146
Opp Totals	20	68	65	133	88/208

Goaltending

1952-53	G	GA	GAA	SV	SV%	WL-T
Al Finkelstein	20	68	3.40	517	.884	15-5-0
Opp Totals	20	109	5.45	601	.846	
UND shutouts - Finkelstein 1.						

1953-54

Overall: 14-12-1
 WIHL: 9-6-1 (3rd)
 Coach: Cliff (Fido) Purpur
 Captain: None

N28 St. Boniface	L	5-6
N29 St. Boniface	W	7-6
D3 Winnipeg Barons	W	6-1
D4 Winnipeg Barons	L	3-5
D11 UND Freshmen!	W	8-7
D14 Ft. Frances	L	2-3
D15 Ft. Frances	W	2-1
D18 Michigan*	W	10-3
D19 Michigan*	W	5-3
D25 Denver*	W	9-5
D26 Denver*	W	7-2
D29 Ft. Frances	L	4-6
D30 Ft. Frances	L	5-6
J7 Minnesota*	T	2-2 OT
J8 Minnesota*	L	0-5
J14 Michigan Tech*	W	5-0
J15 Michigan Tech*	W	5-0
J28 Michigan Tech*	W	4-0
J29 Michigan Tech*	W	7-0
F4 Minnesota*	L	3-5
F5 Minnesota*	L	2-8
F11 St. Boniface	W	8-6
F12 St. Boniface	L	3-8
F18 Colorado College*	L	3-5
F19 Colorado College*	L	1-2
M4 Michigan State*	W	6-5
M5 Michigan State*	L	1-2 OT

* WIHL Game
 ! This game was part of season ticket plan and was counted on the season record.

1953-54 Stats	GP	G	A	P	P/M
Ben Cherski	27	40	16	56	9/26
Ken Purpur	27	21	31	52	7/14
Ray Huot	27	1	26	36	12/24
Ron Geatz	27	12	7	19	6/12
John Wade	27	8	11	19	2/4
Bill Boone	27	10	7	17	10/23
Elwood Shell	25	4	9	13	10/28
Bob Dunsworth	27	5	7	12	5/10
Ernie Warnock	27	6	4	10	1/2
Walt Pederson	27	3	2	5	2/4
Marcel Beaulieu	19	1	3	4	3/6
Walt Running	27	0	3	3	9/18
John Novak	10	0	3	3	6/12
Sid Bryduck	14	1	1	2	1/2
Bill Trimble	7	1	0	1	0/0
Ed Williams	2	0	0	0	1/2
Roger Goodman	27	1	9	10	3/6
Spike Schultz	27	0	0	0	0/0
UND Totals	27	123	139	262	87/193
Opp Totals	27	102	116	218	124/283

Goaltending

1953-54	G	GA	GAA	SV	SV%	WL-T
Spike Schultz	26	92	3.54	809	.898	
Ted Derrett	2	10	5.00	47	.825	
UND Totals	27	102	3.78	856	.894	
Opp Totals	27	123	4.56	759	.860	
UND shutouts - Schultz 4.						

1954-55

Overall: 14-13-1
 WIHL: 9-12-1 (6th)
 Coach: Cliff (Fido) Purpur
 Captain: None

N26 Minnesota-Duluth	W	11-0
N27 Minnesota-Duluth	W	8-2
D3 Michigan State*	L	2-6
D4 Michigan State*	W	4-3
D13 Denver*	L	4-8
D14 Denver*	W	4-3
D17 St. Boniface	W	4-3
D18 St. Boniface	L	5-6

D29 Minnesota-Duluth	W	15-2
D30 Minnesota-Duluth	W	9-2
J7 Minnesota*	W	6-4
J8 Minnesota*	W	5-3
J14 Michigan Tech*	W	3-1
J15 Michigan Tech*	T	1-1 OT
F3 Colorado College*	L	3-4
F4 Colorado College*	L	1-7
F5 Denver*	L	2-9
F7 Denver*	L	1-7
F11 Colorado College*	W	4-3
F12 Colorado College*	L	3-4
F14 Michigan Tech*	W	4-3 OT
F15 Michigan Tech*	L	3-10
F18 Michigan State*	W	3-2 OT
F19 Michigan State*	L	1-2
F25 Michigan*	L	0-7
F26 Michigan*	L	2-7
M4 Minnesota*	L	0-6
M5 Minnesota*	W	7-0

* WIHL Game

1954-55 Stats	GP	G	A	P	P/M
Bill Reichart	28	33	12	45	10/20
Ben Cherski	28	23	16	39	7/14
Ray Huot	28	16	16	32	20/40
Mike Castellano	28	9	17	26	3/6
Ron Geatz	27	9	11	20	6/15
Jim Hannesson	28	6	10	16	6/12
John Wade	28	7	8	15	5/10
Ernie Warnock	28	7	4	11	1/5
Bill Boone	28	4	5	9	0/0
Walt Running	28	0	8	8	15/30
Barry Myers	10	1	2	3	6/12
Jerry Culberston	26	0	2	2	9/18
John Spolar	24	0	1	1	1/2
Rudy Slupski	19	0	1	1	4/8
Spike Schultz	23	0	0	0	1/2
Tom Yurkovich	6	0	0	0	0/0
Bill Maruska	2	0	0	0	0/0
UND Totals	28	115	113	228	94/194
Opp Totals	28	115	140	225	114/231

Goaltending

1954-55	G	GA	GAA	SV	SV%	WL-T
Spike Schultz	23	101	4.39	599	.859	
Tom Yurkovich	6	11	1.83	110	.909	
Bill Maruska	2	3	1.5	26	.900	
UND Totals	28	115	4.10	735	.865	
Opp Totals	28	115	4.10	804	.875	
UND shutouts - Schultz 1, Yurkovich 1.						

1955-56

Overall: 11-16-1
 WIHL: 7-13-0 (T-5th)
 Coach: Cliff (Fido) Purpur
 Captain: None

N18 Regina Pats	T	5-5
N19 Regina Pats	W	4-3
N25 Minnesota-Duluth	W	3-1
N26 Minnesota-Duluth	W	6-0
D2 Michigan State*	W	3-1
D3 Michigan State*	W	5-4
D9 Michigan*	L	1-5
D10 Michigan*	W	4-2
D13 Colorado College*	L	2-4
D14 Colorado College*	W	5-4
D16 St. Boniface	W	7-4
D17 St. Boniface	L	5-9
D30 U.S. Olympic Team	L	0-8
D31 U.S. Olympic Team	L	3-6
J5 Denver*	L	3-6
J6 Denver*	L	1-3
J7 Colorado College*	L	5-8
J9 Colorado College*	L	2-7
J13 Michigan Tech*	L	3-5
J14 Michigan Tech*	L	2-5
J27 Minnesota*	W	4-0
J28 Minnesota*	L	3-5

F6 Denver*	W	6-2
F7 Denver*	W	8-6
F17 Michigan Tech*	L	2-6
F18 Michigan Tech*	L	4-5 OT
M2 Minnesota*	L	4-8
M3 Minnesota*	L	0-7

* WIHL Game

1955-56 Stats	GP	G	A	P	P/M
Bill Reichart	28	28	23	51	8/24
Jim Ridley	28	20	20	40	26/68
John Wade	28	15	19	34	3/6
Jim Hennesson	28	12	18	30	14/36
Mike Castellano	28	10	11	21	3/6
Jerry Culberston	28	3	11	14	13/42
Wilf Shannon	16	1	7	8	3/16
Ron Geatz	16	4	4	8	4/8
Bob Kochevar	20	3	3	6	1/2
Darryl Durgin	10	1	4	5	0/0
Walt Running	22	1	3	4	11/22
Jack Stoskopf	6	0	4	4	2/12
Jim Knuaf	22	0	1	1	6/20
Bob Helgeland	21	0	1	1	6/12
Harlan Meek	22	0	1	1	1/10
Mac Gibbs	4	0	1	1	0/0
Tom Yurkovich	23	0	1	1	1/2
Ed Willems	8	1	0	1	15/30
Jim Zavoral	5	0	1	1	0/0
Chet Tesarowski	7	0	0	0	2/4
Terry Paoletti	7	0	0	0	2/4
UND Totals	28	100	132	232	121/324
Opp Totals	28	129	131	260	126/343

Goaltending

1955-56	G	GA	GAA	SV	SV%	WL-T
Tom Yurkovich	23	91	3.96	578	.862	
Bill Borovsky	5	38	7.60	198	.839	
UND Totals	28	129	4.61	776	.856	
Opp Totals	28	100	3.57	717	.870	
UND shutouts - Yurkovich 2.						

1956-57

Overall: 18-11-0
 WIHL: 13-9-0 (3rd)
 Coach: Al Renfrew
 Co-Captains: Mike Castellano, Bill Reichart

N23 St. Boniface	W	7-6
N24 St. Boniface	L	2-4
N30 Michigan State*	W	4-1
D1 Michigan State*	W	1-0
D7 Winnipeg Barons	W	8-1
D8 Winnipeg Barons	W	11-2
D21 Winnipeg Drewrys	W	6-4
D22 Winnipeg Drewrys	W	6-2
D29 Warroad Lakers	L	4-8
J4 Michigan Tech*	W	7-2
J5 Michigan Tech*	L	0-6
J11 Minnesota*	W	3-2 OT
J12 Minnesota*	L	3-4
J18 Denver*	W	2-1
J19 Denver*	W	7-1
J25 Minnesota*	L	1-4
J26 Minnesota*	W	7-1
F8 Colorado College*	W	6-3
F9 Colorado College*	W	5-4
F15 Michigan Tech*	W	8-7
F16 Michigan Tech*	W	4-3
F19 Colorado College*	L	4-6
F20 Colorado College*	L	6-7
F22 Denver*	W	5-2
F23 Denver*	L	1-3
M4 Michigan*	L	1-7
M5 Michigan*	L	2-3 OT
M8 Michigan State*	L	2-4
M9 Michigan State*	W	3-0

* WIHL Game

- 1956-57 season continued next page

- 1956-57 season continued

1956-57 Stats	GP	G	A	P	P/M
Bill Reichart	29	36	24	60	5/13
Jim Ridley	29	23	26	49	17/42
Joe Poole	29	11	22	33	2/4
Mike Castellano	29	13	15	28	5/10
Stan Paschke	29	7	9	16	2/4
Bill Steenson	29	3	13	16	27/65
Jim Hannesson	17	4	11	15	12/30
Jerry Culberston	29	5	8	13	22/47
Joe Armbruster	27	1	10	11	19/38
Bob Began	25	4	4	8	4/8
Julian Brunetta	21	3	5	8	12/24
Jack Stroskopf	2	4	1	5	0/0
Bob Helgeland	20	2	2	4	6/15
Bob Harris	6	2	2	4	2/4
John Morrison	6	0	0	0	4/8
UND Totals	29	126	153	279	145/327
Opp Totals	29	99	119	218	141/340

Goaltending

1956-57	G	GA	GAA	SV	SV%	W/L/T
Tom Yurkovich	29	99	3.4	716	.874	18-11-0
Opp Totals	29	126	4.25	783	.860	11-18-0

UND shutouts - Yurkovich 2.

1957-58

WCHA CHAMPIONS

Overall: 24-7-1

WIHL: 15-5-0 (T-1st)

Coach: Bob May

Co-Captains: Jim Ridley, Ed Willems

N22 Winnipeg Monarchs	W	4-2
N23 Winnipeg Monarchs	W	10-1
N29 Winnipeg Maroons	W	3-0
N30 Winnipeg Maroons	T	2-2
D13 Michigan*	L	1-3
D14 Michigan*	W	4-0
D20 St. Boniface	W	12-1
D21 St. Boniface	W	12-1
J1 Harvard	W	5-1
J3 Michigan Tech*	W	9-1
J4 Michigan Tech*	W	3-2
J10 Minnesota-Duluth	W	5-1
J11 Minnesota-Duluth	W	7-2
J14 U.S. Nationals	L	1-4
J17 Minnesota*	L	5-7
J18 Minnesota*	W	5-3
J24 Michigan State*	W	5-2
J25 Michigan State*	W	6-3
F3 Denver*	W	9-0
F4 Denver*	W	2-1
F7 Colorado College*	L	1-7
F8 Colorado College*	L	2-9
F14 Minnesota*	W	4-1
F15 Minnesota*	W	6-5 OT
F21 Michigan State*	W	3-1
F22 Michigan State*	W	3-2
F28 Michigan Tech*	W	6-4
M1 Michigan Tech*	W	6-4
M5 Denver*	L	3-4
M6 Denver*	W	4-1

NCAA Tourmanent

M14 Harvard\$\$ W 9-1

M15 Denver\$\$\$ L 2-6

\$\$ Semifinal, Minneapolis, Minn.

\$\$\$ Title game, Minneapolis, Minn.

* WIHL Game (league disbanded in March of 1958)

1957-58 Stats

GP	G	A	P	P/M	
Jim Ridley	31	21	25	46	7/25
Art Miller	31	21	16	37	5/10
Joe Poole	30	18	18	36	7/14
Reg Morelli	30	9	26	35	4/8
Ed Thomlinson	32	15	16	31	13/26
Guy LaFrance	30	12	18	30	8/19
Stan Paschke	32	13	11	24	5/16
Ed Williams	32	7	10	17	12/34
Les Merrifield	30	6	11	17	11/22
Julian Brunetta	32	5	11	16	11/22
Joe Armbruster	24	9	6	15	1/10
Bill Steenson	31	6	9	15	21/50
Ralph Lyndon	32	5	9	14	26/55
Ron King	31	4	9	13	13/26
Don Crough	31	3	9	12	17/42
Bob Began	28	5	3	8	2/4
Garfield Beckstead	2	0	1	1	0/0
Bob Peabody	21	0	0	0	0/0
Bob Peters	11	0	0	0	0/0
Frank Watkinson	1	0	0	0	0/0
UND Totals	32	159	208	367	170/395
Opp Totals	32	82	107	189	150/360

Goaltending

1957-58	G	GA	GAA	SV	SV%	W/L/T
Bob Peters	11	14	1.27	205	.927	
Bob Peabody	20	61	3.05	396	.870	
Frank Watkinson	1	7	7.00	17	.708	
UND Totals	32	82	2.57	608	.867	
Opp Totals	32	159	4.97	944	.856	

UND shutouts - Peters 2, Peabody 1.

1958-59

NCAA CHAMPIONS

Overall: 20-10-1

Coach: Bob May

Captains: Bill Steenson (C), Julian Brunetta (A), Joe Poole (A)

N28 Winnipeg Maroons	W	5-3
N29 Winnipeg Maroons	W	5-3
D5 Michigan State	L	0-6
D6 Michigan State	W	5-4
D15 Denver	W	4-3 OT
D16 Denver	W	4-3
D19 U.S. Nationals	T	4-4 OT
D20 U.S. Nationals	L	4-6
D27 Warroad Lakers	L	3-4
J2 Michigan Tech	L	2-3
J3 Michigan Tech	W	2-1
J9 Minnesota-Duluth	W	4-2
J10 Minnesota-Duluth	W	4-1
J16 Michigan&	W	6-1
J17 Michigan	L	2-4
J30 Minnesota	L	3-4
J31 Minnesota	W	6-2
F6 Michigan Tech	L	3-4
F7 Michigan Tech	W	4-0
F9 Colorado College	W	6-4
F10 Colorado College	W	4-2
F13 Michigan State	L	2-3
F14 Michigan State	W	4-2
F20 Minnesota	W	6-5
F21 Minnesota	W	5-2
F27 Denver	W	6-4
F28 Denver	L	2-6
M2 Colorado College	W	7-2
M3 Colorado College	L	5-9

NCAA TOURNAMENT

M13 St. Lawrence\$\$ W 4-3 OT

M14 Michigan State\$\$\$ W 4-3 OT

& Game called in 3rd period with 5:20 remaining due to a fight involving players and fans.

\$\$ Semifinal, Troy, N.Y.

\$\$\$ Title game, Troy, N.Y.

NOTE: There was no official league affiliation in 1958-59. The WIHL had disbanded for a variety of reasons in March 1958 after several members withdrew their membership. This 1958-59 agreement proved unsatisfactory and after the 1958-59 season, the Western Collegiate Hockey Association (WCHA) was organized.

1958-59 Stats

GP	G	A	P	P/M	
Art Miller	30	24	21	45	13/34
Reg Morelli	24	17	15	32	3/14
Ed Thomlinson	31	14	15	29	8/16
Joe Poole	31	13	12	25	13/39
Guy LaFrance	31	9	16	25	14/144
Les Merrifield	31	10	11	21	16/49
Ralph Lyndon	31	6	14	20	12/28
Ron King	31	7	7	14	11/22
Bill Steenson	23	3	11	14	21/59
Stan Paschke	31	4	9	13	2/4
Frank Larson	31	5	4	9	6/20
Bernie Haley	29	4	5	9	9/18
Jerry Walford	13	3	3	6	4/11
Julian Brunetta	24	1	4	5	8/16
Bob Began	31	3	1	4	1/2
Steve Thullner	13	1	3	4	5/10
Ken Wellen	10	1	1	2	1/2
Pete Gazely	10	0	1	1	6/15
Garth Perry	16	0	0	0	2/7
Bob Peabody	20	0	0	0	1/2
George Gratton	15	0	0	0	3/6
UND Totals	31	125	152	277	163/412
Opp Totals	31	103	115	218	182/412

Goaltending

1958-59	G	GA	GAA	SV	SV%	W/L/T
Bob Peabody	20	62	3.10	407	.868	
George Gratton	15	41	2.73	289	.876	
UND Totals	31	103	3.32	696	.871	
Opp Totals	31	125	4.03	983	.882	

UND shutouts - Peabody 1.

1959-60

Overall: 19-11-2

WCHA: 14-7-1 (3rd)

Coach: Barry Thorndycraft

Captains: Guy LaFrance (C), Art Miller

(A), Ed Thomlinson (A)					
N27 Michigan State*	T	2-2 OT			
N28 Michigan State*	W	5-1			
D4 Michigan Tech*	W	3-2			
D5 Michigan Tech*	L	1-4			
D11 Denver*	L	3-6			
D12 Denver*	L	2-5			
D18 Minnesota-Duluth	L	2-3			
D19 Minnesota-Duluth	W	13-2			
D29 Boston College	W	5-3			
D30 U. of Montreal+	W	5-1			
J1 Yale+	W	15-0			
J2 Rensselaer+	W	8-3			
J8 Michigan State*	W	6-5			
J9 Michigan State*	L	3-4 OT			
J11 Colorado College*	W	7-2			
J12 Colorado College*	W	5-1			
J15 Minnesota*	L	3-9			
J16 Minnesota*	W	4-1			
J26 Denver*	W	6-5			
J27 Denver*	L	1-8			
J29 Colorado College*	W	8-2			
J30 Colorado College*	W	7-5			
F1 U.S. Olympic Team	L	2-7			
F2 U.S. Olympic Team	T	8-8 OT			
F12 Minnesota*	W	6-5			
F13 Minnesota*	W	5-1			
F19 Michigan Tech*	L	2-3			
F20 Michigan Tech*	W	6-4			

M4 Michigan*	W	4-2
M5 Michigan*	W	4-3 OT

WCHA PLAYOFFS

M11 Michigan Tech	L	2-4
M12 Michigan Tech	L	4-5

+ At RPI Holiday Tourney, Troy, N.Y.
* WCHA Game

1959-60 Stats	GP	G	A	P	P/M
Reg Morelli	31	34	31	65	6/12
Ed Thomlinson	32	20	22	42	13/26
Bill Colpitts	32	18	23	41	5/10
Guy LaFrance	32	12	26	38	15/30
Art Miller	32	20	15	35	10/20
Ron King	32	12	15	27	9/26
Les Merrifield	32	8	19	27	13/38
Jerry Walford	32	13	7	20	4/8
Bernie Haley	32	6	14	20	12/27
Steve Thullner	32	5	11	16	11/22
Curt Roseborough	32	3	6	9	15/30
Bart Larson	25	1	6	7	2/4
Ab Slivinski	24	1	5	6	15/30
John Gray	32	3	1	4	3/6
Ralph Lyndon	11	0	3	3	8/16
Gar Beckstead	10	1	0	1	0/0
George Gratton	30	0	0	0	1/2
UND Totals	32	157	204	361	143/309
Opp Totals	32	115	158	273	138/334

Goaltending

1959-60	G	GA	GAA	SV	SV%	W/L/T
George Gratton	30	100	3.33	689	.873	
Gene Otto	3	15	5.00	46	.754	
UND Totals	32	115	3.59	737	.855	
Opp Totals	32	156	4.88	1001	.865	

UND shutouts - Gratton 1.

1960-61

Overall: 9-19-1

WCHA: 7-16-1 (5th)

Coach: Barry Thorndycraft

Captains: John Gray (C), Gerry Walford (A)

N19 Estevan Bruins	W	6-1
N25 Michigan Tech*	W	6-4
N26 Michigan Tech*	L	1-8
D2 Michigan Tech*	L	2-7
D3 Michigan Tech*	L	3-5
D9 Michigan*	L	2-6
D10 Michigan*	L	5-6
D12 Denver*	L	2-7
D13 Denver*	L	1-5
D16 Michigan*	T	2-2 OT
D17 Michigan*	L	2-4
D30 Russian Nationals	L	3-4
J5 Warroad Lakers	W	7-5
J9 Colorado College*	L	4-9
J10 Colorado College*	W	10-5
J13 Denver*	L	1-15
J14 Denver*	L	2-6
J16 Colorado College*	L	4-9
J17 Colorado College*	W	5-2
J20 U.S. Nationals	L	3-9
J21 U.S. Nationals	L	1-3
F3 Minnesota*	L	2-9
F4 Minnesota*	W	4-3 OT
F10 Michigan State*	W	6-3
F11 Michigan State*	W	4-3
F24 Michigan State*	W	4-2
F25 Michigan State*	L	1-6
M3 Minnesota*	L	4-6
M4 Minnesota*	L	3-4 OT

* WCHA Game

- 1960-61 season continued next page

YEAR-BY-YEAR RESULTS AND STATISTICS

– 1960-61 season continued

1960-61 Stats	GP	G	A	P	P/M
Bill Colpitts	29	18	31	49	4/8
Dave Merrifield	29	19	20	39	6/12
Whitey White	29	14	14	28	11/25
Jerry Walford	29	10	12	22	10/20
Dan Storsteen	29	10	8	18	11/22
Curt Roseborough	29	3	14	17	21/42
Bart Larson	29	6	7	13	7/22
John Gray	29	5	7	12	9/18
Bernie Haley	29	5	4	9	10/20
Pete Stasiuk	23	4	4	8	11/22
George Goodacre	8	2	6	8	3/6
Art Jerome	21	1	5	6	4/8
Bill Selman	24	1	5	6	4/8
Blacky White	13	1	5	6	13/45
George Gratton	26	1	0	1	0/0
Albert Slivinski	19	0	1	1	19/49
Gar Beckstead	6	0	0	0	1/2
Warren Gregg	6	0	0	0	1/2
Garth Perry	2	0	0	0	1/5
UND Totals	29	100	141	241	147/338
Opp Totals	29	151	159	310	166/376

Goaltending	1960-61	G	GA	GAA	SV	SV%	W-L-T
George Gratton	24	123	5.0	639	.850		
Warren Gregg	6	27	4.5	163	.860		
UND Totals	29	150	5.2	856	.852		
Opp Totals	29	100	3.4	741	.881		
UND shutouts – none.							

1961-62

Overall: 9-17-0
 WCHA: 7-11-0 (5th)
 Coach: Barry Thornodycraft
 Captains: John Gray (C), Ernie Dyda (A), Curt Roseborough (A)

N17 Winnipeg Rangers	W	9-3
N18 Winnipeg Rangers	W	6-3
N25 Winnipeg Maroons	L	2-4
D1 Michigan State*	L	3-5
D2 Michigan State*	W	6-4
D9 Winnipeg Maroons+	L	3-7
D15 Michigan*	L	2-5
D16 Michigan*	L	1-6
D18 Colorado College*	W	9-4
D19 Colorado College*	W	8-1
J1 Des Moines	L	3-11
J5 Denver*	L	3-4
J6 Denver*	L	2-4
J12 Denver*	W	4-2
J13 Denver*	L	4-5 OT
J19 Michigan Tech*	L	1-2
J20 Michigan Tech*	L	2-3 OT
F2 Michigan Tech*	L	2-6
F3 Michigan Tech*	L	2-6
F9 Minnesota*	L	1-4
F10 Minnesota*	W	5-4 OT
F14 Warroad Lakers	L	3-5
F15 Warroad Lakers	L	6-11
F23 Minnesota*	W	3-2
F24 Minnesota*	W	6-5 OT
F27 Swedish Nationals	L	2-8

+ At Roseau, Minn.
 * WCHA Game

1961-62 Stats	GP	G	A	P	P/M
Al McLeann	26	19	19	38	8/19
Bob Bartlet	25	13	16	29	16/42
Ernie Dyda	26	11	10	21	5/10
Dan Ross	24	15	4	19	5/10
George Goodacre	26	2	16	18	16/40
Dan Storsteen	26	4	13	17	17/34
Jack Matheson	25	6	9	15	10/23
Dave Merrifield	15	5	9	14	12/32
George Chigol	26	6	6	12	3/14
Curt Roseborough	25	4	5	9	8/24
Pete Stasiuk	26	2	7	9	8/24
John Gray	25	4	2	6	3/6
Granger Evans	22	3	3	6	3/6
Bill Selman	22	0	5	5	13/37
Maurice Roberge	17	0	4	4	6/12
John Sutherland	22	1	3	4	21/58
Don Stokalkuk	18	1	2	3	1/2
Bill Borlase	6	0	2	2	0/0
Dudley Otto	24	0	0	0	2/4
Warren Greg	2	0	0	0	1/2
UND Totals	26	96	135	231	162/399
Opp Totals	26	123	165	288	146/325

Goaltending	1961-62	G	GA	GAA	SV	SV%	W-L-T
Dudley Otto	24	108	4.5	677	.863		
Warren Gregg	2	13	6.5	52	.800		
George Boland	1	2	2.0	16	.889		
UND Totals	26	123	4.73	745	.860		
Opp Totals	26	96	3.69	716	.822		
UND shutouts – none.							

1962-63

NCAA CHAMPIONS WCHA CHAMPIONS

Overall: 22-7-3
 WCHA: 11-5-2 (T-1st)
 Coach: Barry Thornodycraft
 Captains: Sonny Roberge (C), George Goodacre (A), Dan Storsteen (A)

N24 Winnipeg Monarchs	W	7-2
N30 Minnesota-Duluth	W	4-1
D1 Minnesota-Duluth	W	7-1
D7 Michigan State*	W	11-4
D8 Michigan State*	L	5-6
D14 Winnipeg Rangers	W	12-1
D15 Winnipeg Rangers	W	10-1
D18 Minnesota-Duluth	L	1-4
D19 Minnesota-Duluth	W	7-3
J4 Michigan Tech*	W	4-2
J5 Michigan Tech*	T	3-3 OT
J11 Minnesota*	W	6-4
J12 Minnesota*	W	3-2
J17 St. Boniface	W	10-2
J25 Denver*	W	7-4
J26 Denver*	W	3-1
F2 Winnipeg Maroons	T	2-2
F8 Michigan Tech*	L	0-3
F9 Michigan Tech*	L	1-5
F12 Denver*	L	1-3
F13 Colorado College*	W	7-1
F15 Denver*	L	2-3
F16 Colorado College*	W	7-6
F22 Minnesota*	W	4-3
F23 Minnesota*	W	4-3
M1 Michigan*	T	2-2 OT
M2 Michigan*	W	6-5

WCHA PLAYOFFS

M7 Michigan Tech	W	2-0
M8 Michigan Tech	W	6-1
M9 Denver	L	4-5 OT

NCAA TOURNAMENT

M14 Boston College\$\$	W	8-2
M16 Denver\$\$\$	W	6-5

\$\$ Semifinal, Chestnut Hill, Mass.
 \$\$\$ Title game, Chestnut Hill, Mass.

1962-63 Stats	GP	G	A	P	P/M
Al McLean	32	19	34	53	18/53
Dave Merrifield	32	21	30	51	10/28
Wayne Gurba	32	20	14	34	2/4
George Chigol	32	16	19	35	9/21
Ernie Dyda	32	14	20	34	2/4
Dan Ross	32	15	15	30	8/16
George Goodacre	32	3	14	17	24/48
Don Stokalkuk	32	11	5	16	5/13
Jack Matheson	29	8	8	16	17/34
Will Stirrett	27	8	4	12	6/12
John Sutherland	32	3	8	11	13/36
Bill Selman	26	0	9	9	3/6
Maurice Roberge	30	1	6	7	13/26
Pete Stasiuk	32	4	2	6	4/8
Bill Borlase	9	1	0	1	1/2
Arnold Steeves	5	0	1	1	1/2
UND Totals	32	162	231	393	168/370
Opp Totals	32	91	121	212	158/332

Goaltending	1962-63	G	GA	GAA	SV	SV%	W-L-T
Joe Lech	25	65	2.60	510	.887		
Dudley Otto	8	22	2.75	145	.870		
George Baland	4	4	1.00	36	.910		
UND Totals	32	91	2.84	691	.884		
Opp Totals	32	162	5.06	1062	.868		
UND shutouts – Lech 1.							

1963-64

Overall: 12-11-2
 WCHA: 5-8-1 (5th)
 Coach: Barry Thornodycraft
 Captain: Sonny Roberge

N29 Brandon Wheat Kings	W	4-1
N30 Brandon Wheat Kings	L	2-4
D7 Denver*	T	1-1 OT
D8 Denver*	L	1-6
D16 U.S. Olympic Team	L	1-3
D20 Minnesota-Duluth	W	2-1
D21 Minnesota-Duluth	W	5-2
J8 Warroad Lakers	W	6-4
J10 Colorado College*	W	7-2
J11 Colorado College*	W	5-3
J28 Warroad Lakers	W	4-2
J31 Denver*	L	1-2
F1 Denver*	L	2-4
F7 Michigan Tech*	L	0-3
F8 Michigan Tech*	W	3-2
F14 Michigan Tech*	L	1-2
F15 Michigan Tech*	W	4-1
F21 Minnesota-Duluth	W	8-5
F22 Minnesota-Duluth	W	5-0
F28 Minnesota*	L	2-4
F29 Minnesota*	L	4-5 OT
M6 Minnesota*	L	3-5
M7 Minnesota*	W	3-1

WCHA PLAYOFFS

M12 Denver	L	2-6
M13 Denver	T	3-3

* WCHA Game

1963-64 Stats	GP	G	A	P	P/M
Gerry Kell	25	12	11	25	7/14
Wayne Gurba	25	11	12	23	9/18
Terry Casey	25	7	12	19	2/4
Dave Mazur	25	5	9	14	6/12
Granger Evans	24	6	7	13	6/15
George Chigol	25	5	7	12	7/14
Don Stokalkuk	25	4	8	12	3/6
Jim Dixon	24	5	6	11	2/4
Roy Davidson	23	5	5	10	17/34
John Sutherland	25	3	6	9	19/38
Maurice Roberge	25	3	5	8	9/18
Paul Rygh	21	3	4	7	2/4
Will Stirrett	20	3	4	7	6/12
Bill Borlase	22	2	3	5	15/30
Bill Wilms	19	2	1	3	0/0

Ken Walters	15	1	0	1	0/0
Rick Ulvin	12	0	1	1	2/4
UND Totals	25	79	101	180	114/231
Opp Totals	25	72	104	176	101/236

Goaltending

1963-64	G	GA	GAA	SV	SV%	W-L-T
Joe Lech	23	62	2.69	545	.900	
George Baland	1	5	5.00	19	.792	
Bill Howard	1	4	4.00	33	.892	
UND Totals	25	71	2.84	597	.894	
Opp Totals	25	79	3.16	828	.913	
UND shutouts – Lech 1.						

1964-65

WCHA CHAMPIONS

Overall: 25-8-0
 WCHA: 13-3-0 (1st)
 Coach: R.H. "Bob" Peters
 Captains: Don Ross (C), Gerry Kell (A), Dave Mazur (A)

N20 Brandon Wheat Kings	W	13-1
N21 Brandon Wheat Kings	W	5-1
N27 Minnesota-Duluth	W	5-4
N28 Minnesota-Duluth	W	6-5 OT
D4 Michigan Tech*	L	2-3
D5 Michigan Tech*	L	2-4
D11 South St. Paul Steers	W	6-4
D12 South St. Paul Steers	W	7-1
D18 Michigan Tech*	W	2-1
D19 Michigan Tech*	W	6-3
D29 Waterloo Blackhawks	W	7-0
D30 Rochester Mustangs	L	4-6
J8 Michigan*	W	7-3
J9 Michigan*	W	4-2
J15 Denver*	W	4-2
J16 Denver*	W	5-4
J29 Minnesota*	W	5-4 OT
J30 Minnesota*	W	3-1
F3 U. of Alberta	W	7-2
F4 U. of Alberta	W	8-2
F12 Minnesota-Duluth	L	5-7
F13 Minnesota-Duluth	W	9-3
F16 Colorado College*	W	8-2
F17 Denver*	L	4-5
F19 Denver*	W	5-3
F20 Colorado College*	W	7-6 OT
F26 Minnesota*	W	6-0
F27 Minnesota*	W	5-4

WCHA PLAYOFFS

M5 Michigan State	W	7-1
M6 Michigan State	L	4-6
M13 Michigan Tech	L	4-6

NCAA TOURNAMENT

M18 Boston College\$\$	L	3-4
M20 Brown\$\$\$	W	9-5

\$\$ Semifinal, Providence, R.I.
 \$\$\$ Third-place game, Providence, R.I.
 * WCHA Game

1964-65 Stats	GP	G	A	P	P/M
Gerry Kell	33	24	31	55	15/42
Dennis Hextall	33	17	36	53	12/33
Dave Mazur	33	16	30	46	8/16
Terry Casey	33	24	21	45	4/8
Bob Stoyko	33	19	21	40	16/32
Don Ross	33	8	29	37	18/36
Dave Janaway	33	19	14	33	10/20
Brian Strimbiski	33	12	21	33	24/54
Tom Iannone	32	14	15	29	4/8
Bill Wilms	32	14	13	27	5/10
Roy Davidson	33	6	12	18	34/68
Jerry Lafond	33	1	13	14	10/20
Pete McKenzie	33	1	9	10	4/8
Bob Lillo	24	3	3	6	2/4
Rick Ulvin	19	2	3	5	4/8
Paul Rygh	25	2	1	3	2/4

(continued on next page)

Ken Walters	10	1	1	2	2/4
Jim Dixon	14	1	0	1	0/0
Joe Lech	31	0	0	0	2/4
UND Totals	33	184	273	457	176/379
Opp Totals	33	106	138	244	173/388

Goaltending

1964-65	G	GA	GAA	SV	SV%	WLT
Joe Lech	31	96	3.07	789	.893	
Dale Stauss	2	9	3.00	46	.821	
UND Totals	33	105	3.18	835	.890	
Opp Totals	33	184	5.58	1109	.858	
UND shutouts - Lech 2.						

1965-66

1965-66

Overall: 17-12-1
 WCHA: 13-9-0 (2nd)
 Coach: R.H. "Bob" Peters
 Captains: Terry Casey (C), Roy Davidson (A), Dennis Hextall (A)

N19 St. Paul Steers	T	5-5
N20 St. Paul Steers	L	1-4
N26 Minnesota-Duluth*	W	5-4 OT
N27 Minnesota-Duluth*	W	7-5
D3 Michigan State*	L	5-11
D4 Michigan State*	W	5-3
D10 U. of Saskatchewan	W	6-4
D11 U. of Saskatchewan	W	3-1
D17 Denver*	W	4-3
D18 Denver*	W	4-3
D28 Colorado College+	W	11-3
D29 Minnesota+	L	4-6
J7 Michigan Tech*	L	1-2
J8 Michigan Tech*	L	3-4
J14 Michigan Tech*	W	5-4
J15 Michigan Tech*	L	1-4
J18 Colorado College*	W	6-4
J19 Colorado College*	W	8-1
J21 Michigan*	W	6-4
J22 Michigan*	W	7-4
F4 Minnesota*	L	1-3
F5 Minnesota*	L	4-5
F11 Minnesota-Duluth*	L	2-3 OT
F12 Minnesota-Duluth	W	5-2
F18 Minnesota*	W	6-2
F19 Minnesota*	L	1-6
F25 Denver*	L	2-7
F26 Denver*	W	9-1

WCHA PLAYOFFS

M3 Minnesota	W	4-2
M5 Denver	L	4-5 OT

+ St. Paul Classic Tournament (St. Paul Auditorium)
 * WCHA Game

1965-66 Stats

GP	G	A	P	P/M	
Terry Casey	30	26	28	54	1/2
Dennis Hextall	30	19	29	48	15/30
Bill Wilms	30	17	17	34	6/20
Brian Strumbiski	27	16	17	33	22/53
Tom Iannone	30	13	13	26	7/14
Roy Davidson	29	5	15	20	24/59
Dave Janaway	30	3	13	16	11/22
John Gasparini	30	3	12	15	14/28
Bob Lillo	30	7	7	14	1/2
Mike Furlong	28	4	9	13	10/20
Rick Ulvin	30	5	7	12	12/24
Paul Rygh	30	6	4	10	5/10
Terry Ogden	30	1	7	8	11/25
Bruce Jackson	22	1	3	4	2/4
Pete MacKenzie	30	2	1	3	11/22
Bob Shupe	8	0	0	0	1/2
Mike Curran	28	0	0	0	4/8
UND Totals	30	135	194	329	176/383
Opp Totals	30	115	153	268	175/388

Goaltending

1965-66	G	GA	GAA	SV	SV%	WLT
Mike Curran	28	102	3.68	779	.884	
Dale Stauss	3	11	4.78	59	.843	
UND Totals	30	113	3.77	838	.881	
Opp Totals	30	135	4.50	934	.876	
UND shutouts - 0.						

1966-67

WCHA CHAMPIONS

Overall: 19-10-0
 WCHA: 16-6-0 (1st)
 Coach: Bill Selman
 Co-Captains: Dave Janaway, Jerry Lafond

N19 U.S. Nationals	L	2-4
N25 Minnesota-Duluth*	W	6-3
N26 Minnesota-Duluth*	W	6-2
D2 Michigan Tech*	W	3-2 OT
D3 Michigan Tech*	W	4-3
D9 Denver*	W	5-3
D10 Denver*	L	2-4
D27 Michigan State+	L	2-4
D28 Army+	W	7-3
J6 Minnesota*	W	5-4 OT
J7 Minnesota*	W	3-2
J13 Minnesota-Duluth*	L	2-3
J14 Minnesota-Duluth	W	4-2
J31 Colorado College*	W	6-2
F1 Denver*	W	4-3
F2 Denver*	L	4-9
F4 Colorado College*	W	4-2
F10 Minnesota*	W	3-2
F11 Minnesota*	W	3-2
F17 Michigan State*	W	4-3 W
F18 Michigan State*	W	5-1
F24 Michigan*	L	1-2
F25 Michigan*	W	4-1
M3 Michigan Tech*	L	3-6
M4 Michigan Tech*	L	3-9

WCHA PLAYOFFS

M7 Minnesota	W	7-2
M11 Denver	W	3-2

NCAA TOURNAMENT

M16 Cornell\$	L	0-1
M18 Michigan State\$\$	L	1-6

+ St. Paul Classic Tournament
 \$ Semifinal, Syracuse, N.Y.
 \$\$ Third-place game, Syracuse, N.Y.
 * WCHA Game

1966-67 Stats

GP	G	A	P	P/M	
Bob Munro	29	15	15	30	8/16
Bob Lillo	29	9	18	27	6/12
Dave Kartio	29	15	8	23	4/8
Larry Dobson	28	5	16	21	2/4
Tom Dunn	29	10	10	20	7/14
John Gasparini	27	6	14	20	17/34
Roger Bamburak	29	15	3	18	9/18
Jerry Lafond	29	5	10	15	13/26
Terry Abram	28	1	14	15	22/52
Mike Furlong	29	6	8	14	17/34
Bob Tuff	26	7	6	13	7/14
Terry Ogden	19	3	9	12	6/12
Gary Lyons	19	4	6	10	5/13
Pete MacKenzie	29	0	8	8	5/10
Dave Janaway	27	3	3	6	3/14
Gary Brandt	23	1	3	4	5/10
Ken Hankerson	17	1	2	3	4/8
Mike Curran	29	0	0	0	8/16
UND Totals	29	106	153	259	150/319
Opp Totals	29	92	128	220	169/362

Goaltending

1966-67	G	GA	GAA	SV	SV%	WLT
Mike Curran	29	87	3.11	702	.889	
Mike Stauss	1	5	5.00	20	.800	
UND Totals	29	92	3.29	722	.887	
Opp Totals	29	106	3.66	885	.893	
UND shutouts - 0.						

1967-68

WCHA CHAMPIONS

Overall: 20-10-3
 WCHA: 13-8-1 (3rd)
 Coach: Bill Selman
 Tri-Captains: Mike Furlong, John Gasparini, Terry Ogden

N17 Denver*	L	1-5
N18 Denver*	W	3-1
N24 Minnesota-Duluth*	W	4-1
N25 Minnesota-Duluth*	W	4-3
N28 Colorado College*	W	9-0
N29 Colorado College*	W	7-0
D8 Michigan State*	T	2-2 OT
D9 Michigan State*	W	6-2
D15 Minnesota Nationals	L	3-4
D20 Western Ontario+	W	3-2
D21 Michigan Tech*	W	4-3 OT
D27 Harvard++	W	8-1
D28 Colorado College++	W	3-2 OT
J5 Minnesota*	W	4-1
J6 Minnesota*	W	5-1
J12 Michigan Tech*	L	2-3
J13 Michigan Tech*	W	3-1
J20 U.S. Olympic Team	T	3-3
F2 Minnesota*	L	2-3
F3 Minnesota*	L	0-3
F9 Michigan Tech*	W	5-2
F10 Michigan Tech*	L	3-4
F16 Denver*	L	0-7
F17 Denver*	L	2-8
F23 Michigan*	W	3-2
F24 Michigan*	W	5-2
M1 Minnesota-Duluth*	L	2-3
M2 Minnesota-Duluth*	W	6-3

WCHA PLAYOFFS

M5 Michigan State*	W	5-2
M8 Michigan Tech	T	0-0
M9 Michigan Tech	W	3-2

NCAA TOURNAMENT

M15 Cornell\$\$	W	3-1
M16 Denver\$\$\$	L	0-4

+ Great Lakes Invitational (Detroit)
 ++ St. Paul Classic Tournament (St. Paul)
 \$\$ Semifinal (Duluth, Minn.)
 \$\$\$ Title game (Duluth, Minn.)
 * WCHA Game

1967-68 Stats

GP	G	A	P	P/M	
Bob Munro	33	10	26	36	10/30
Dave Kartio	33	22	11	33	6/12
Gary Lynos	30	9	13	22	9/18
Roger Bamburak	33	12	8	20	5/10
Terry Abram	33	6	14	20	20/48
Bob Tuff	30	8	9	17	6/20
Dave Hudson	33	8	6	14	3/6
John Gasparini	31	3	11	14	9/18
Larry Dobson	33	8	5	13	8/16
Rod Christensen	28	6	7	13	2/4
Mike Furlong	31	7	5	12	20/40
Gary Brandt	31	4	8	12	9/18
John Marks	33	3	6	9	8/16
Terry Ogden	33	0	8	8	10/20
Tom Dunn	19	3	5	8	2/4
Doug Johnson	24	4	3	7	9/18
John Matthews	4	0	1	1	0/0
Mike Curran	29	0	1	1	6/15
Ken Hankerson	4	0	0	0	0/0
Gary Severson	5	0	0	0	0/0
UND Totals	33	113	147	260	144/317
Opp Totals	33	80	100	180	165/366

Goaltending

1967-68	G	GA	GAA	SV	SV%	WLT
Mike Curran	29	62	2.19	699	.919	
Gary Severson	5	18	3.83	118	.868	
UND Totals	33	80	2.42	817	.911	
Opp Totals	33	113	3.42	1112	.908	
UND shutouts - Curran 3.						

1968-69

Overall: 18-10-1
 WCHA: 15-7-0 (3rd)
 Coach: Rube Bjorkman
 Co-Captains: Bob Munro, Bob Tuff

N15 Denver*	W	4-3
N16 Denver*	W	7-6
N22 Michigan State*	W	4-3
N23 Michigan State*	W	7-4
N28 Minnesota-Duluth*	W	4-1
N29 Minnesota-Duluth*	W	7-4
D6 U.S. College All-Stars	T	3-3
D7 U.S. College All-Stars	W	7-6
D13 Wisconsin	L	5-7
D14 Wisconsin	L	7-11
D20 U. of Toronto+	W	2-0
D21 Minnesota+	W	5-4 5OT
J3 Minnesota*	W	3-2
J4 Minnesota*	L	2-5
J10 Minnesota*	W	6-2
J11 Minnesota*	W	5-3
J17 Michigan Tech*	L	3-4
J18 Michigan Tech*	W	6-5
F4 Denver*	L	0-6
F5 Colorado College*	W	5-4
F7 Denver*	L	3-4
F8 Colorado College*	W	5-4
F14 Michigan Tech*	W	4-3 OT
F15 Michigan Tech*	L	3-7
F21 Michigan*	L	3-7
F22 Michigan*	L	2-6
F28 Minnesota-Duluth*	W	6-2
M1 Minnesota-Duluth*	W	5-4

WCHA PLAYOFFS

M7 Colorado College#	L	4-5
----------------------	---	-----

+ St. Paul Classic Tournament (St. Paul)
 # Denver, Colo.
 * WCHA Game

1968-69 Stats

GP	G	A	P	P/M	
Bob Munro	29	13	30	43	5/10
Dave Kartio	29	21	17	38	4/11
John Marks	29	6	26	32	19/38
Dave Hudson	29	16	14	30	8/16
Roger Bamburak	29	16	13	29	18/39
Terry Abram	29	3	26	29	18/39
Larry Dobson	29	11	15	26	8/24
Bob Tuff	29	12	11	23	4/16
Doug Duncan	29	7	15	22	16/48
Doug Johnston	29	10	10	20	23/54
Jim Charlesworth	28	5	9	14	4/8
Buzz Christensen	26	4	6	10	3/6
Mike Baugartner	29	2	5	7	6/12
Lowell Lanigan	26	0	7	7	11/22
Tim O'Keefe	27	2	4	6	2/4
Duncan Stuart	28	2	1	3	3/6
Brian Blanchard	15	0	0	0	0/0
Gary Severson	12	0	0	0	0/0
Jim Nelson	5	0	0	0	0/0
UND Totals	29	130	207	337	139/324
Opp Totals	29	125	161	286	140/342

Goaltending

1968-69	G	GA	GAA	SV	SV%	WLT
Brian Blanchard	15	56	3.81	347	.870	
Gary Severson	11	51	4.77	242	.825	
Jim Nelson	4	18	4.50	94	.893	
UND Totals	29	125	4.31	710	.874	
Opp Totals	29	130	4.50	976	.882	
UND shutouts - Blanchard 1.						

YEAR-BY-YEAR RESULTS AND STATISTICS

1969-70

Overall: 14-15-1
WCHA: 12-13-1 (5th)
Coach: Rube Bjorkman
Co-Captains: Dave Hudson, John Marks

N14 Wisconsin	L	4-8
N15 Wisconsin	L	4-7
N21 Minnesota-Duluth*	W	4-3
N22 Minnesota-Duluth*	L	0-3
N28 Michigan State*	L	3-8
N29 Michigan State*	W	4-2
D5 Minnesota*	W	4-3 OT
D6 Minnesota*	L	2-5
D12 Michigan*	L	5-6 OT
D13 Michigan*	W	8-7 OT
D19 Denver*	W	3-2 OT
D20 Denver*	W	3-2 OT
D26 Minnesota-Duluth*	L	2-5
D27 Minnesota-Duluth*	L	4-5
D30 U.S. Nationals#	W	2-1
J2 Michigan*	L	2-9
J3 Michigan*	W	5-1
J9 Denver*	L	2-6
J10 Denver*	W	6-5
J16 Colorado College*	W	8-4
J17 Colorado College*	W	6-2
F6 Bemidji State	W	7-4
F7 Bemidji State	L	5-7
F13 Michigan Tech*	T	2-2 OT
F14 Michigan Tech*	L	4-6
F20 Minnesota*	W	5-3
F21 Minnesota*	L	0-1
F27 Michigan Tech*	L	2-7
F28 Michigan Tech*	W	7-3

WCHA PLAYOFFS
M13 Michigan Tech L 3-5
Bismarck, N.D.
** WCHA Game*

1969-70 Stats

GP	G	A	P	P/M	
Dave Hudson	30	16	13	29	10/28
Brian DePiero	30	12	16	28	2/4
Dave Brandalo	30	7	21	28	1/2
Earl Anderson	30	17	7	24	0/0
Bob Duncan	30	9	15	24	27/62
Doug Johnson	28	12	11	23	29/61
Jim Charlesworth	28	9	12	21	6/12
John Marks	30	5	14	19	17/34
Jim Cahoon	30	4	12	16	6/12
Mike Baumgartner	30	9	5	14	6/12
Gerry Miller	30	7	5	12	9/26
Rich Wilson	30	2	9	11	16/32
Al Henry	29	2	8	10	32/62
Greg Cameron	25	3	1	4	1/2
Duncan Stuart	23	0	4	4	6/12
Mike Lundbohm	20	1	0	1	1/2
Tim O'Keefe	15	0	1	1	2/4
Jim Nelson	23	0	0	0	1/2
UND Totals	30	115	154	269	173/371
Opp Totals	30	131	177	308	180/442

Goaltending

1969-70

G	GA	GAA	SV	SV%	WLT
Jim Nelson	24	99	4.13	693	.875
Dave Murphy	6	31	5.17	143	.822
UND Totals	30	130	4.33	836	.865
Opp Totals	30	115	3.83	943	.891

UND shutouts – none.

1970-71

Overall: 14-17-2
WCHA: 10-15-1 (7th)
Coach: Rube Bjorkman
Co-Captains: Mike Baumgartner, Brian DePiero

N13 Michigan State*	W	4-3 OT
N14 Michigan State*	W	7-5
N20 Minnesota-Duluth*	L	4-5
N21 Minnesota-Duluth*	W	6-5
N27 Michigan*	W	6-5 OT
N28 Michigan*	L	1-2
D4 Denver*	L	2-4
D5 Denver*	W	10-4
D12 Bemidji State	W	4-3
J1 Denver*	W	6-3
J2 Denver*	L	6-7
J8 Michigan Tech*	L	2-6
J9 Michigan Tech*	L	2-6
J15 Michigan*	L	1-5
J16 Michigan*	W	3-1
J19 Bemidji State	W	3-2 OT
J22 Notre Dame	L	5-6 OT
J23 Notre Dame	W	7-1
J29 Minnesota*	W	4-1
J30 Minnesota*	L	0-6
F5 Colorado College*	L	3-6
F6 Colorado College*	W	7-2
F12 Minnesota*	T	3-3 OT
F13 Minnesota*	L	0-2
F19 Michigan Tech*	L	1-8
F20 Michigan Tech*	L	2-3
F25 Minnesota-Duluth*	W	6-3
F26 Minnesota-Duluth*	L	3-5
F28 U.S. Nationals#	T	4-4
M6 Wisconsin	L	1-12
M7 Wisconsin	L	2-4

WCHA PLAYOFFS
M12 Michigan Tech## W 6-4
M13 Minnesota## L 2-5
Fargo, N.D.
Madison, Wisc.
**** WCHA Game*

1970-71 Stats

GP	G	A	P	P/M	
Brian DePiero	33	18	20	38	6/12
Greg Cameron	33	15	19	34	6/12
Bob Duncan	29	16	14	30	25/30
Earl Anderson	32	12	17	29	11/22
Jim Cahoon	24	12	13	25	4/8
Dave Bragnalo	30	8	17	25	8/16
Mike Baumgartner	33	6	13	19	9/29
Alan Henry	32	4	12	16	42/100
Rick Wilson	33	6	9	15	43/113
Jim Charlesworth	31	6	8	14	8/16
Gerry Miller	33	5	8	13	18/44
Murray Wing	29	3	10	13	9/18
Dennis Johnson	26	5	7	12	2/4
Tim O'Keefe	32	2	7	9	3/6
Mike Lundbohm	29	2	3	5	0/0
Kelly Cross	10	1	2	3	0/0
Mike Lundby	10	1	0	1	0/0
Scott Kleven	10	1	0	1	0/0
Bradley Colehour	19	0	1	1	1/2
Jim Nelson	19	0	0	0	1/2
Dave Murphy	15	0	0	0	1/2
UND Totals	33	123	180	303	198/461
Opp Totals	33	141	195	336	208/459

Goaltending

1970-71

G	GA	GAA	SV	SV%	WLT
Jim Nelson	19	79	4.16	604	.885
Dave Murphy	15	61	4.07	424	.874
UND Totals	33	141	4.27	1028	.879
Opp Totals	33	123	3.73	1087	.899

UND shutouts – none.

1971-72

Overall: 21-14-1
WCHA: 18-10-0 (3rd)
Coach: Rube Bjorkman
Co-Captains: Brian DePiero, Rick Wilson

N5 U.S. Olympic Team#	L	1-8
N6 U.S. Olympic Team#	L	2-6
N12 Notre Dame*	L	4-5
N13 Notre Dame*	W	6-5
N19 Minnesota-Duluth*	L	2-3
N20 Minnesota-Duluth*	W	4-3
N26 Wisconsin*	W	2-1
N27 Wisconsin*	L	2-3
D3 Denver*	W	8-4
D4 Denver*	W	5-3
D10 Michigan*	L	6-9
D11 Michigan*	L	2-4
D29 New Hampshire	W	9-3
D30 New Hampshire	L	2-3
J7 Michigan State*	L	1-7
J8 Michigan State*	L	1-4
J14 Minnesota*	W	7-3
J15 Minnesota*	W	4-3
J21 Colorado College*	W	8-7 OT
J22 Colorado College*	W	4-2
J28 Michigan*	W	9-1
J29 Michigan*	W	10-1
F4 Denver*	W	4-3 OT
F5 Denver*	L	3-7
F11 Minnesota-Duluth*	L	5-7
F12 Minnesota-Duluth*	W	3-2
F18 Michigan Tech*	W	10-3
F19 Michigan Tech*	W	5-3
F25 Minnesota*	W	4-2
F26 Minnesota*	L	1-5
M3 Michigan Tech*	W	6-5
M4 Michigan Tech*	W	4-3

WCHA PLAYOFFS
M7 Michigan W 5-1
M8 Michigan W 10-2
M10 Wisconsin T 1-1
M11 Wisconsin L 1-5
Coleraine, Minn.
Fargo, N.D.
** WCHA Game*

1971-72 Stats

GP	G	A	P	P/M	
Jim Cahoon	36	24	31	55	10/20
Earl Anderson	36	23	22	45	12/24
Alan Hangsleben	36	13	21	34	23/49
Dennis Johnson	33	13	20	33	7/14
Gerry Miller	34	17	13	30	20/51
Brian DePiero	35	12	16	28	6/12
Dave Bragnalo	36	9	19	28	5/10
Rick Wilson	34	7	20	27	39/89
Greg Cameron	35	11	13	24	12/24
Kelly Cross	36	9	13	22	0/0
Bob Law	35	6	12	18	5/10
Al Henry	35	2	12	14	31/62
Mike Lundby	35	1	11	12	10/23
Mike Lundbohm	23	6	4	10	3/6
Blain Winters	19	3	1	4	1/2
Gary Ross	14	2	2	4	1/2
Gary Purpur	11	2	1	3	0/0
Bradley Colehour	14	1	1	2	0/0
Mark Jeffries	13	0	1	1	3/6
Ken Gibb	14	0	0	0	3/6
Dave Murphy	31	0	0	0	6/12
UND Totals	36	161	233	394	201/430
Opp Totals	36	137	220	357	229/528

Goaltending

1971-72

G	GA	GAA	SV	SV%	WLT
Dave Murphy	31	116	3.74	881	.884
Tim Delmore	5	19	3.80	116	.859
UND Totals	36	135	3.75	997	.881
Opp Totals	36	161	4.47	1251	.886

UND shutouts – none.

1972-73

Overall: 17-17-2
WCHA: 13-15-2 (7th)
Coach: Rube Bjorkman
Tri-Captains: Earl Anderson, Jim Cahoon, Al Henry

N3 Michigan*	L	7-9
N4 Michigan*	W	6-0
N10 Colorado College*%*	W	5-4
N11 Colorado College*	W	8-6
N17 Minnesota-Duluth*	L	1-6
N18 Minnesota-Duluth*	W	5-4
N24 Michigan State*	L	2-4
N25 Michigan State*	W	7-1
D2 Denver*	W	5-4
D3 Denver*	L	1-6
D8 U. of Manitoba	W	9-0
D9 U. of Manitoba	W	11-2
D16 Minnesota-Duluth*	W	8-6
D17 Minnesota-Duluth*	W	4-2
D29 U. of Alberta	W	5-3
D30 U. of Alberta	W	5-1
J5 Michigan Tech*	L	5-11
J6 Michigan Tech*	W	4-1
J12 Minnesota*	W	6-3
J13 Minnesota*	T	2-2 OT
J19 Denver*	L	5-10
J20 Denver*	L	3-5
J26 Wisconsin*	L	3-8
J27 Wisconsin*	L	3-4
F2 Notre Dame*	L	3-9
F3 Notre Dame*	W	3-2
F9 Minnesota*	L	2-3
F10 Minnesota*	L	1-5
F16 Michigan Tech*	W	5-3
F17 Michigan Tech*	W	8-6
F23 Colorado College*	L	2-4
F24 Colorado College*	L	1-3
M2 Michigan*	T	4-4 OT
M3 Michigan*	L	2-3

WCHA PLAYOFFS
M5 Notre Dame L 0-5
M6 Notre Dame L 3-8
% First game in Winter Sports Center (later re-named Ralph Engelstad Arena)
** WCHA Game*

1972-73 Stats

GP	G	A	P	P/M	
Jim Cahoon	31	15	36	52	15/30
Earl Anderson	36	17	30	47	6/12
Larry Drader	36	19	20	39	12/24
Gerry Mille	34	17	16	33	15/30
Alan Hangsleben	36	15	18	33	37/77
Mike Lundby	36	10	18	28	6/12
Rick Clubbe	33	8	15	23	15/30
Al Henry	36	8	15	23	25/50
Kelly Cross	32	7	12	22	5/10
Bob Lawson	34	5	12	17	15/38
Bob Law	33	7	8	15	7/14
Dennis Johnson	26	5	10	15	11/22
Daryl Drader	28	3	12	15	9/18
Gary Ross	34	6	7	13	1/2
Steve Gasparini	23	4	5	9	7/14
Ken Gibb	33	2	6	8	12/24
Tony Palmisceno	8	3	0	3	1/2
Brad Colehour	10	2	0	2	6/12
Jim Cruise	7	0	2	2	0/0
Blaine Winters	32	0	1	1	5/10
Ken Langlie	6	0	1	1	4/8
Tim Delmore	19	0	0	0	1/2
Dave Murphy	16	0	0	0	3/6
UND Totals	36	154	247	401	219/449
Opp Totals	36	157	242	399	228/499

Goaltending

1972-73

G	GA	GAA	SV	SV%	WLT
Tim Delmore	19	78	4.26	559	.878
Dave Murphy	16	72	4.59	429	.856
Billy Kriski	2	6	3.00	36	.875
UND Totals	36	156	4.33	1024	.868
Opp Totals	36	154	4.28	1260	.891

UND shutouts – Kriski 1, team 1.

1973-74

Overall: 10-23-1
WCHA: 8-20-0 (10th)
Coach: Rube Bjorkman
Co-Captains: Larry Drader, Alan Hangsleben

N2 St. Louis University L 2-7
 N3 St. Louis University L 3-4 OT
 N9 Denver* W 5-4 OT
 N10 Denver* L 0-3
 N16 Minnesota* L 3-7
 N17 Minnesota* L 3-11
 N23 Michigan Tech*# L 5-7
 N24 Michigan Tech*# L 1-8
 N30 Minnesota-Duluth* W 4-3
 D1 Minnesota-Duluth* W 4-3
 D7 Colorado College* L 4-5 OT
 D8 Colorado College* L 4-10
 D14 Lake Superior State W 7-3
 D15 Lake Superior State W 7-2
 D26 St. Louis University+ L 2-4
 D27 Harvard+ T 2-2 OT
 J4 Minnesota* L 1-2
 J5 Minnesota* L 1-2
 J11 Michigan* W 4-2
 J12 Michigan* L 2-6
 J18 Colorado College* W 4-3
 J19 Colorado College* W 2-0
 J25 Michigan State* L 4-7
 J26 Michigan State* L 5-6
 F1 Notre Dame* W 7-5
 F2 Notre Dame* L 3-7
 F8 Denver* L 1-4
 F9 Denver* L 2-8
 F15 Michigan Tech* L 1-4
 F16 Michigan Tech* L 0-10
 F22 Wisconsin* W 5-4 OT
 F23 Wisconsin* L 1-7
 M1 Minnesota-Duluth* L 2-4
 M2 Minnesota-Duluth* L 2-5

Bismarck, N.D.
 + St. Louis Tournament
 * WCHA Game

1973-74 Stats	GP	G	A	P	P/M
Al Hangsleben	34	9	16	25	28/56
Tom Evans	34	11	13	24	9/18
Brad Becker	34	13	10	23	4/8
Roger Lamoureux	34	7	13	20	17/34
Bob DePiero	34	4	16	20	16/23
Terry Dennis	33	10	9	19	17/50
Ken Gibb	34	7	12	19	27/54
Rick Clubbe	31	9	9	18	13/34
Larry Drader	34	6	10	16	5/10
Dave Gawley	34	5	10	15	2/4
Jim Cruise	32	4	9	13	6/12
Daryl Drader	34	3	10	13	8/16
Joey Kompon	30	5	7	12	2/4
Tim Schroeder	16	3	6	9	3/9
Joe Russell	34	3	6	9	4/8
Tom Goddard	34	3	4	7	1/2
Joey Delure	11	0	2	2	1/2
Tony Palmiscno	7	0	2	2	0/0
Steve Fischer	18	1	0	1	1/2
Peter Waselovich	33	0	1	1	5/10
Scott Marvin	19	0	0	0	1/2
UND Totals	34	103	165	268	174/383
Opp Totals	34	169	245	414	206/439

Goaltending

1973-74	G	GA	GAA	SV	SV%	WLT
P. Waselovich	33	162	4.91	1126	.874	
G Hangsleben	2	4	3.74	36	.900	
UND Totals	34	166	4.88	1162	.875	
Opp Totals	34	103	3.03	1046	.910	

UND shutouts - Waselovich 1.

1974-75

Overall: 6-28-2
WCHA: 4-26-2 (10th)
Coach: Rube Bjorkman
Tri-Captains: Daryl Drader, Larry Drader, Ken Gibb

O25 U. of Calgary L 3-7
 O26 U. of Calgary W 9-4
 N1 Denver* L 4-5
 N2 Denver* W 4-2
 N8 Minnesota* L 4-5
 N9 Minnesota* L 0-5
 N15 Michigan State* L 4-7
 N16 Michigan State* L 2-6
 N22 Notre Dame* L 3-5
 N23 Notre Dame* L 2-3
 N29 Michigan Tech* L 2-8
 N30 Michigan Tech* L 3-8
 D6 St. Louis University W 5-3
 D8 St. Louis University L 0-5
 D13 Minnesota-Duluth* L 1-6
 D14 Minnesota-Duluth* L 2-3
 D27 Colorado College* W 8-7 OT
 D28 Colorado College* L 2-4
 J3 Michigan State* L 4-5
 J4 Michigan State* L 4-5
 J10 Denver* L 4-8
 J11 Denver* W 5-4
 J17 Michigan Tech* L 4-6
 J18 Michigan Tech* L 1-6
 J24 Notre Dame* W 2-1
 J25 Notre Dame* L 2-5
 J31 Wisconsin* L 7-8
 F1 Wisconsin* T 2-2 OT
 F7 Minnesota* L 0-7
 F8 Minnesota* L 2-5
 F14 Michigan* L 1-7
 F15 Michigan* L 3-4
 F21 Colorado College* L 3-4
 F22 Colorado College* L 2-9
 F28 Minnesota-Duluth* T 6-6 OT
 M1 Minnesota-Duluth* L 5-7

* WCHA Game

1974-75 Stats	GP	G	A	P	P/M
Dave Geving	36	7	23	30	17/34
Joe Kompon	35	8	18	26	15/38
Bob DePiero	32	14	10	24	9/18
Brad Becker	36	10	14	24	9/18
Terry Dennis	35	8	16	24	12/48
Tom Goddard	34	8	15	23	13/34
Tom Evans	36	11	11	22	12/24
Larry Drader	26	9	10	19	15/38
Daryl Drader	35	6	10	16	11/38
Ken Gibb	36	3	10	13	16/32
Joe Delure	36	6	6	12	5/10
Rick Clubbe	36	4	8	12	13/51
Roger Lamoureux	36	5	6	11	11/22
Dave Gawley	35	6	4	10	9/18
Don Swartz	32	4	4	8	7/14
Tim Schroeder	34	1	6	7	7/14
Tom Brown	34	1	5	6	8/19
Joe Russell	33	2	3	5	10/20
Dave Kath	9	2	0	2	2/4
Dave Passolt	4	0	0	0	2/4
Bob Murphy	2	0	0	0	1/2
Les Strachen	2	0	0	0	1/2
Peter Waselovich	29	0	0	0	2/4
Gordon Hangsleben	8	0	0	0	2/4
UND Totals	36	115	179	294	321/554
Opp Totals	36	192	293	485	240/532

Goaltending

1974-75	G	GA	GAA	SV	SV%	WLT
P. Waselovich	29	156	5.50	989	.864	
Hangsleben	8	36	4.70	226	.863	
UND Totals	36	192	5.30	1215	.864	
Opp Totals	36	115	3.20	1163	.910	

UND shutouts - none.

1975-76

Overall: 15-21-0
WCHA: 12-20-0 (T-7th)
Coach: Rube Bjorkman
Tri-Captains: Bob DePiero, Daryl Drader, Scott Marvin

O24 St. Louis University L 1-8
 O25 St. Louis University W 5-4
 O31 Michigan Tech* L 2-5
 N1 Michigan Tech* W 8-5
 N7 Michigan* L 1-11
 N8 Michigan* L 4-5 OT
 N14 Colorado College* L 4-7
 N15 Colorado College* L 4-5
 N21 Minnesota-Duluth* W 5-4
 N22 Minnesota-Duluth* L 2-4
 N28 Michigan State* L 4-6
 N29 Michigan State* L 3-8
 D5 Minnesota* L 2-4
 D6 Minnesota* W 6-3
 D26 U. of Winnipeg W 10-1
 D27 U. of Winnipeg W 7-0
 J2 Notre Dame* L 3-5
 J3 Notre Dame* L 3-5
 J9 Wisconsin* W 6-5 OT
 J10 Wisconsin* W 5-2
 J16 Colorado College* W 4-2
 J17 Colorado College* W 3-2
 J23 Denver* L 4-8
 J24 Denver* L 2-7
 J30 Michigan* L 1-2
 J31 Michigan* W 6-2
 F6 Minnesota-Duluth* W 6-2
 F7 Minnesota-Duluth* L 2-5
 F13 Michigan State* W 6-2
 F14 Michigan State* L 1-7
 F20 Michigan Tech* L 2-12
 F21 Michigan Tech* L 2-5
 F27 Denver* W 4-2
 F28 Denver* L 6-7 OT
 M5 Minnesota* L 3-5
 M6 Minnesota* W 5-1

* WCHA Game

1975-76 Stats	GP	G	A	P	P/M
Roger Lamoureux	36	15	26	41	15/30
Rick Clubbe	35	16	24	40	14/36
Joe Delure	26	10	23	33	12/32
Brad Becker	36	18	14	32	20/72
Tom Goddard	35	16	15	31	13/26
Bob DePiero	36	13	18	31	14/28
Dave Geving	33	8	20	28	22/44
Mike Burggraf	35	7	21	28	15/30
Don Swartz	36	5	16	21	27/54
Bill Himmelright	36	3	18	21	20/40
Rob Mihulka	35	10	10	20	10/20
Mike Neitzke	36	8	8	16	11/22
Daryl Drader	22	4	10	14	8/16
Scott Nieland	32	2	10	12	11/22
Scott Marvin	35	3	6	9	44/96
Dave Tremblay	28	3	1	4	9/18
Jim Gliminary	28	1	2	3	1/2
Rick Myers	22	0	1	1	0/0
John Mhyre	7	0	1	1	0/0
Mark Arnett	10	0	0	0	1/2
Peter Waselovich	20	0	0	0	4/19
Bill Stankoven	17	0	0	0	0/0
UND Totals	36	142	244	386	272/614
Opp Totals	36	168	281	449	301/671

Goaltending

1975-76	G	GA	GAA	SV	SV%	WLT
Waselovich	20	95	4.78	650	.872	
Stankoven	17	71	4.41	559	.887	
UND Totals	36	166	4.61	1209	.879	
Opp Totals	36	142	3.94	1217	.896	

UND shutouts - Waselovich 1.

1976-77

Overall: 19-19-0
WCHA: 16-16-0 (5th)
Coach: Rube Bjorkman
Captains: Bob DePiero (C), Tom Goddard (A), Roger Lamoureux

O22 U. of Alberta W 7-3
 O23 U. of Alberta L 0-1
 O29 Denver* W 9-6
 O30 Denver* W 7-6
 N5 Colorado College* W 4-3
 N6 Colorado College* L 3-5
 N12 Minnesota-Duluth* W 5-2
 N13 Minnesota-Duluth* W 9-6
 N19 Minnesota* W 4-3
 N20 Minnesota* L 2-3
 N26 Michigan State* W 6-2
 N27 Michigan State* W 5-4
 D3 Michigan Tech* W 6-3
 D4 Michigan Tech* W 7-6
 D10 Wisconsin* L 2-6
 D11 Wisconsin* L 6-11
 D29 U. of Saskatchewan W 11-5
 D30 U. of Saskatchewan W 11-2
 J7 Michigan Tech* L 3-4 OT
 J8 Michigan Tech* W 6-3
 J14 Wisconsin* L 6-7 OT
 J15 Wisconsin* L 7-8 OT
 J21 Minnesota-Duluth* L 5-8
 J22 Minnesota-Duluth* L 3-7
 J28 Michigan* W 6-1
 J29 Michigan* W 8-2
 F4 Denver* L 2-5
 F5 Denver* L 3-4
 F11 Notre Dame* L 5-6
 F12 Notre Dame* L 5-10
 F18 Colorado College* W 5-4
 F19 Colorado College* W 11-2
 F25 Michigan State* W 6-3
 F26 Michigan State* L 2-3
 M4 Minnesota* L 4-7
 M5 Minnesota* L 6-8

WCHA PLAYOFFS

M9 Denver	L	3-8
M10 Denver	L	2-7

* WCHA Game

1976-77 Stats	GP	G	A	P	P/M
Roger Lamoureux	38	21	40	61	24/48
Mark Taylor	38	22	28	50	5/10
Brad Becker	37	25	19	44	14/42
Joe Delure	38	22	20	42	18/44
Mike Burggraf	37	16	26	42	31/73
Rick Zaparniuk	37	10	30	40	9/18
Tom Goddard	38	13	25	38	17/40
Ervin Martens	38	17	15	32	14/28
Bill Himmelright	37	5	27	32	29/66
Rob Mihulka	38	11	18	29	19/38
Rob DePiero	36	7	22	29	16/35
Brad Cox	38	4	22	26	18/36
Rick Myers	33	7	14	31	7/17
Dave Colborne	14	7	11	18	28/72
Don Swartz	35	8	9	17	13/26
Mark Berge	32	1	8	9	5/10
Jim Gliminary	31	4	3	7	0/0
Scott Marvin	33	1	6	7	54/103
Jeff Norby	17	1	3	4	4/8
Dave Geving	8	0	4	4	6/12
Peter Waselovich	22	0	1	1	1/2
Bill Stankoven	17	0	0	0	0/0
UND Totals	38	202	351	553	337/741
Opp Totals	38	184	309	493	345/773

Goaltending

1976-77	G	GA	GAA	SV	SV%	WLT
Waselovich	22	90	4.27	752	.893	
Stankoven	17	92	5.44	647	.876	
UND Totals	38	184	4.84	1399	.884	
Opp Totals	38	202	5.32	1301	.866	

UND shutouts - none.

YEAR-BY-YEAR RESULTS AND STATISTICS

1977-78

WCHA: 13-19-0 (T-5th)
Coach: Rube Bjorkman
Captains: Scott Marvin (C), Mike Burggraf (A), Bill Himmelright (A)

O21 U. of British Columbia#	W	5-4
O22 U. of British Columbia	L	5-7
O28 Michigan State*	L	3-5
O29 Michigan State*	W	8-4
N4 Minnesota-Duluth*	W	5-3
N5 Minnesota-Duluth*	L	4-5 OT
N11 Minnesota*	L	7-8 OT
N12 Minnesota*	L	3-6
N18 Colorado College*	L	3-6
N19 Colorado College*	W	6-5
N25 Michigan Tech*	L	0-7
N26 Michigan Tech*	W	5-4
D2 Denver*^	L	3-10
D3 Denver*^	L	3-8
D10 Notre Dame*	L	3-4
D11 Notre Dame*	L	4-5 OT
D28 Northern Michigan	W	8-4
D29 Northern Michigan	L	4-5
J6 Denver*	W	8-6
J7 Denver*	L	3-4 OT
J13 Colorado College*	L	3-9
J14 Colorado College*	W	9-4
J20 Michigan*	W	12-10
J21 Michigan*	L	2-5
F3 Minnesota-Duluth*	L	4-5
F4 Minnesota-Duluth*	W	7-2
F10 Michigan State*	W	4-2
F11 Michigan State*	L	3-5
F17 Michigan Tech*	L	4-8
F18 Michigan Tech*	L	4-7
F24 Wisconsin*	L	5-7
F25 Wisconsin*	W	4-2
F27 Notre Dame*	W	5-3
F28 Notre Dame*	W	4-2
M3 Minnesota*	W	6-2
M4 Minnesota*	L	2-4

WCHA PLAYOFFS

M10 Michigan Tech	T	2-2
M11 Michigan Tech	L	2-3 OT

Minot, N.D.

* WCHA Game

^ Played at Denver Coliseum

1977-78 Stats

GP	G	A	P	P/M
Bill Himmelright	37	11	41	52/25/50
Doug Smail	38	22	28	50/26/52
Rick Zaparniuk	38	16	31	47/16/32
Rick Myers	38	20	26	46/8/16
Mike Burggraf	38	12	33	45/27/54
Mark Taylor	37	18	22	40/10/28
Brad Cox	38	9	28	37/25/66
Mike Stone	38	10	17	27/18/55
Erwin Martens	34	12	12	24/14/28
Dave Christian	38	8	16	24/7/14
Rob Mihulka	37	5	12	17/9/18
Don Swartz	35	10	6	16/14/37
Jim Gliniany	38	5	9	14/5/10
Paul Kryworuchka	36	5	9	14/15/30
Paul Chadwick	34	6	6	12/18/50
Marc Chorney	38	1	8	9/27/54
Scott Marvin	34	1	6	7/36/96
Mark Berge	37	0	3	3/11/22
Dean Arnett	7	1	1	2/2/4
Bill Stankoven	24	0	0	0/0/0
UND Totals	38	172	314	486/315/720
Opp Totals	38	192	315	507/311/679

Goaltending

1977-78

G	GA	GAA	SV	SV%	WLT
Bill Stankoven	24	118	4.92	.889	.882
Mel Donnelly	14	72	5.14	.499	.874
UND Totals	38	192	5.051388	.880	
Opp Totals	38	172			

UND shutouts - none.

1978-79

WCHA CHAMPIONS

Overall: 30-11-1
WCHA: 22-10-0 (1st)
Coach: John (Gino) Gasparini
Captains: Mike Burggraf, Bill Himmelright, Mark Taylor

O21 Minnesota^	L	3-5
O27 Michigan Tech*	W	5-3
O28 Michigan Tech*	W	4-1
N3 Minnesota-Duluth*	L	4-5 OT
N4 Minnesota-Duluth*	L	2-4
N10 Colorado College*	W	6-1
N11 Colorado College*	W	10-0
N17 Wisconsin*	L	1-2 OT
N18 Wisconsin*	W	3-1
N24 Michigan State*	L	2-4
N25 Michigan State*	W	6-1
D1 Denver*	W	7-3
D2 Denver*	W	8-5
D8 Northern Arizona#	W	10-2
D9 Northern Arizona	W	12-2
D15 Minnesota*	W	4-1
D16 Minnesota*	L	3-6
D28 U. of Manitoba	W	14-5
D29 U. of Manitoba	W	10-4
J5 Notre Dame*	W	9-4
J6 Notre Dame*	W	6-4
J12 Denver*	L	4-5
J13 Denver*	W	11-5
J19 Michigan*	W	5-1
J20 Michigan*	W	9-8 OT
J26 Michigan Tech*	L	3-7
J27 Michigan Tech*	W	5-4
F2 Minnesota-Duluth*	W	6-4
F3 Minnesota-Duluth*	L	4-7
F9 Wisconsin*	W	7-3
F10 Wisconsin*	W	7-4
F16 Colorado College*	W	3-1
F17 Colorado College*	W	6-1
F23 Michigan State*	W	7-2
F24 Michigan State*	L	5-6
M2 Minnesota*	L	2-5
M3 Minnesota*	W	4-2

WCHA PLAYOFFS

M6 Colorado College	W	6-3
M7 Colorado College	W	7-3
M10 Wisconsin	W	4-2
M11 Wisconsin	T	7-7

NCAA TOURNAMENT

M23 Dartmouth\$\$	W	4-2
M24 Minnesota\$\$\$	L	3-4

Phoenix, Ariz.

\$\$ Semifinal (Detroit, Mich.)

\$\$\$ Title game (Detroit, Mich.)

* WCHA Game

^ Hall of Fame Exhibition Game (Eveleth, Minn.)

1978-79 Stats

GP	G	A	P	P/M
Mark Taylor	42	24	59	83/14/28
Kevin Maxwell	42	31	51	82/35/79
Doug Smail	35	24	34	58/23/46
Rick Zaparniuk	42	19	33	50/29/66
Cary Eades	42	27	23	50/29/66
Dave Christian	40	22	24	46/11/22
Bill Himmelright	42	9	35	44/31/62
Mike Burggraf	41	17	22	39/38/79
Rob Mihulka	42	14	22	36/15/30
Brad Cox	41	5	27	32/11/30
Paul Chadwick	42	11	16	27/34/76
Erwin Martens	38	13	13	26/14/28
Howard Walker	38	7	16	23/26/76
Marc Chorney	41	8	14	22/49/98
Phil Sykes	41	9	5	14/8/16
Mike Stone	40	0	10	20/40
Frank Burggraf	34	2	6	8/8/16
Travis Dunn	25	0	7	7/10/20
Mike Neitzke	14	3	1	4/4/8
Conway Marvin	20	0	3	3/10/20

Bill Stankoven	15	0	1	1	0/0
Mel Donnelly	10	0	1	1	1/2
Bob Iwabuchi	24	0	1	1	4/24
UND Totals	42	245	413	658	402/881
Opp Totals	42	144	230	374	371/810

Goaltending

1978-79

G	GA	GAA	SV	SV%	WLT
Bob Iwabuchi	22	61	2.74	.592	.907
Bill Stankoven	12	48	3.90	.331	.873
Mel Donnelly	9	34	3.66	.253	.881
UND Totals	42	144	3.35	1176	.891
Opp Totals	42	245	5.70	1516	.861

UND shutouts - Iwabuchi 1.

1979-80

NCAA CHAMPIONS WCHA CHAMPIONS

Overall: 31-8-1
WCHA: 21-6-0 (1st)
Coach: John (Gino) Gasparini
Captains: Mark Taylor (C), Marc Chorney (A), Erwin Martens (A)

O16 Can. Olympic Team^	L	3-6
O26 Colorado College*	L	2-3
O27 Colorado College*	W	9-4
N2 Michigan Tech*	W	4-3
N3 Michigan Tech*	L	3-5
N9 Denver*	W	4-3
N10 Denver*	W	3-0
N16 St. Lawrence	W	4-3
N17 St. Lawrence	W	7-0
N23 Michigan State*	W	9-2
N24 Michigan State*	L	4-5 OT
N30 Minnesota*	W	6-3
D1 Minnesota*	W	7-6
D4 U.S. Olympic Team^	L	1-6
D7 Minnesota-Duluth*	L	4-5 OT
D8 Minnesota-Duluth*	W	4-3 OT
D21 Ohio State	W	7-2
D22 Ohio State	W	8-2
J4 Northern Michigan	L	2-4
J5 Northern Michigan	L	3-4 OT
J11 Notre Dame*	W	7-4
J12 Notre Dame*	W	3-1
J18 Minnesota-Duluth*	W	7-3
J19 Minnesota-Duluth*	W	5-1
J25 Colorado College*	L	8-9 OT
J26 Colorado College*	W	7-3
F1 Michigan Tech*	T	3-3 OT
F2 Michigan Tech*	L	4-6
F6 Jpn. Olympic Team^	W	7-2
F8 Denver*	W	7-1
F9 Denver*	W	5-2
F15 Minnesota*	W	5-3
F16 Minnesota*	W	6-2
F22 Michigan*	W	5-2
F23 Michigan*	W	4-3 OT
F29 Wisconsin*	W	8-1
M1 Wisconsin*	W	4-3

WCHA PLAYOFFS

M7 Michigan State	W	8-1
M8 Michigan State	W	5-3
M14 Notre Dame	W	10-4
M15 Notre Dame	W	7-4

NCAA TOURNAMENT

M27 Dartmouth\$\$	W	4-1
M28 Northern Michigan\$\$\$	W	5-2

\$\$ Semifinal (Providence, R.I.)

\$\$\$ Title game (Providence, R.I.)

* WCHA Game

^ Exhibition Game

1979-80 Stats

GP	G	A	P	P/M
Mark Taylor	40	33	59	92/14/28
Doug Smail	40	43	44	87/35/70
Phil Sykes	37	22	27	49/13/34
Marc Chorney	39	7	38	45/24/54
Rick Myers	33	18	20	38/9/18
Cary Eades	30	16	12	28/26/50

Brad Cox	39	3	25	28	13/26
Howard Walker	39	7	18	25	27/57
Dean Dachyshyn	40	12	8	20	44/88
Dusty Carroll	39	8	11	19	12/24
Glen White	40	8	10	18	7/14
Erwin Martens	34	7	10	17	14/28
Mickey Volcan	33	2	14	16	19/38
Paul Chadwick	40	7	8	15	27/65
Frank Burggraf	34	4	7	11	18/36
Mike Neitzke	23	4	6	10	16/32
Craig Ludwig	34	1	8	9	16/32
Travis Dunn	37	0	6	6	16/32
Conway Marvin	20	2	5	5	6/12
Bob Iwabuchi	20	0	1	1	2/4
UND Totals	40	217	368	585	365/768
Opp Totals	40	119	187	206	330/692

Goaltending

1979-80

G	GA	GAA	SV	SV%	WLT
D. Jensen	15	33	2.24	.395	.923
B. Iwabuchi	20	70	3.63	.495	.876
M. Donnelly	5	12	2.40	.105	.897
P. Lamoureux	1	3	3.00	.13	.813
UND Totals	40	119	2.98	1008	.864
Opp Totals	40	217	5.43	1444	.869

UND shutouts - Jensen 1, Donnelly 1.

1980-81

Overall: 21-15-2
WCHA: 14-12-2 (5th)
Coach: John (Gino) Gasparini
Captains: Marc Chorney (C), Paul Chadwick (A), Phil Sykes (A)

O17 Northern Michigan	W	6-5 OT
O18 Northern Michigan	L	4-5 OT
O24 Minnesota*	L	8-9
O25 Minnesota*	L	3-4 OT
O31 Michigan State*	W	6-3
N1 Michigan State*	W	7-4
N7 Minnesota-Duluth*	W	5-4 OT
N8 Minnesota-Duluth*	L	3-7
N14 Colorado College*	W	8-7 OT
N15 Colorado College*	W	5-3
N21 Michigan State*	W	6-4
N22 Michigan State*	W	5-2
N28 Air Force	W	7-1
N29 Air Force	W	8-1
D5 Michigan*	W	5-1
D6 Michigan*	L	2-8
D19 Bowling Green	W	9-3
D20 Bowling Green	W	4-1
J2 Vermont+	W	7-5
J3 U. of Toronto+	W	3-2 OT
J9 Denver*	T	4-4 OT
J10 Denver*	W	8-6
J16 Notre Dame*	W	7-3
J17 Notre Dame*	T	1-1 OT
J23 Colorado College*	W	12-5
J24 Colorado College*	L	5-6
J30 Minnesota*	W	2-1
J31 Minnesota*	L	3-11
F6 Wisconsin*	L	1-10
F7 Wisconsin*	L	4-5
F13 Denver*	W	5-2
F14 Denver*	L	2-3
F20 Michigan Tech*	W	4-2
F21 Michigan Tech*	L	3-5
F27 Minnesota-Duluth*	L	3-7
F28 Minnesota-Duluth*	L	6-7

WCHA PLAYOFFS

M7 Michigan Tech	L	4-7
M8 Michigan Tech	L	1-4

+ Yale Invitational Tournament (New Haven, Conn.)

* WCHA Game

1980-81 Stats	GP	G	A	P	P/M
Troy Murray	38	33	45	78	14/28
Phil Sykes	38	28	34	62	11/22
Glen White	38	20	28	48	18/36
Cary Eades	31	21	21	42	30/60
Marc Chorney	35	8	34	42	32/72
Mike Stone	38	11	27	28	44/88
Dusty Carroll	38	14	20	34	11/30
Dean Dachyshyn	35	8	13	21	23/46
Mark Berge	38	6	13	19	23/46
Paul Chadwick	38	6	12	18	29/58
Frank Burggraf	38	7	7	14	13/26
Dean Barsness	37	8	5	13	4/8
Troy Magnuson	37	7	6	13	10/23
Craig Ludwig	34	4	8	12	24/48
Dan Brennan	37	3	9	12	33/66
Eddie Christian	34	1	5	6	10/20
Arley Olson	28	1	1	2	5/10
Bill Whitsitt	26	0	2	2	2/4
Glen Fester	14	0	2	2	4/8
Jim Vilandre	16	0	1	1	2/4
Darren Jensen	25	0	1	1	2/4
Pierre Lamoureux	9	0	0	0	4/8
Jon Casey	6	0	0	0	0/0
UND Totals	38	186	293	479	370/766
Opp Totals	38	168	257	435	309/640

Goaltending

1980-81	G	GA	GAA	SV	SV%	W/L/T
D. Jensen	25	110	4.40	778	.876	
P. Lamoureux	9	39	4.70	246	.863	
Jon Casey	5	19	3.80	130	.872	
UND Totals	38	168	4.42	1154	.873	
Opp Totals	38	186	4.89	1112	.857	

UND shutouts – none.

1981-82

NCAA CHAMPIONS WCHA CHAMPIONS

Overall: 35-12-0

WCHA: 19-7-0 (1st)

Coach: John (Gino) Gasparini

Co-Captains: Cary Eades, Phil Sykes

O16	Bowling Green	W	6-4
O17	Bowling Green	W	6-3
O23	Northern Arizona	W	10-2
O24	Northern Arizona	W	8-2
O30	Providence	W	6-0
O31	Providence	L	5-6 OT
N6	Minnesota-Duluth*	W	4-1
N7	Minnesota-Duluth*	L	4-5
N13	Colorado College*	W	5-4
N14	Colorado College*	L	2-3
N20	Minnesota*	W	5-2
N21	Minnesota*	L	5-7
N27	Denver*	W	6-3
N28	Denver*	L	3-7
D5	U.S. International	W	5-2
D6	U.S. International	L	1-3
D11	Minnesota-Duluth*	W	4-1
D12	Minnesota-Duluth*	W	7-4
D18	Ferris State	W	5-2
D19	Ferris State	W	6-2
D29	St. Lawrence	L	5-7
D30	Rensselaer	W	5-4
J2	Boston University	W	3-2 OT
J8	Denver*	W	6-4
J9	Denver*	W	5-4
J15	Colorado College*	L	2-6
J16	Colorado College*	W	6-3
J22	Minnesota*	W	3-1
J23	Minnesota*	W	4-1
J29	Wisconsin*	W	3-0
J30	Wisconsin*	L	0-3
F5	Colorado College*	W	6-1
F6	Colorado College*	W	5-2
F12	Minnesota-Duluth*	W	4-3 OT
F13	Minnesota-Duluth*	W	11-3

F19	Wisconsin*	W	5-4 OT
F20	Wisconsin*	W	3-1
F26	Denver*	W	8-4
F27	Denver*	L	3-4

WCHA PLAYOFFS

M9	Denver	W	4-3
M10	Denver	W	5-2
M13	Wisconsin	L	0-9
M14	Wisconsin	L	1-3

NCAA TOURNAMENT

M19	Clarkson\$	W	5-1
M20	Clarkson\$	W	2-1
M25	Northeastern\$\$	W	6-2
M27	Wisconsin\$\$\$	W	5-2

\$ Quarterfinal series

\$\$ Semifinal (Providence, R.I.)

\$\$\$ Title game (Providence, R.I.)

* WCHA Game

1981-82 Stats	GP	G	A	P	P/M
Phil Sykes	45	39	24	63	10/20
Troy Murray	42	22	29	51	31/62
Cary Eades	41	21	23	44	26/52
Gord Shervan	46	18	25	43	8/16
David Tippett	43	13	28	41	12/24
Dusty Carroll	46	19	12	31	8/24
Craig Ludwig	47	5	26	31	31/70
James Patrick	42	5	24	29	113/26
Dan Brennan	42	10	17	27	39/78
Jim Archibald	41	10	16	26	48/96
Dave Donnelly	38	10	15	25	19/38
Mike Stone	46	4	20	24	34/68
Glen White	35	10	12	22	7/14
Steve Palmiscno	29	9	10	19	2/4
Dean Dachyshyn	30	6	13	19	36/82
Rick Zombo	45	1	15	16	14/31
Bill Whitsitt	46	3	11	14	5/10
Dean Barsness	18	4	9	13	0/0
Frank Burggraf	24	3	9	12	8/16
Glen Fester	34	1	7	8	10/20
Troy Magnuson	22	3	4	7	0/0
Eddie Christian	23	1	2	3	7/14
Jon Casey	18	0	0	0	0/0
Darren Jensen	16	0	0	0	1/2
Pierre Lamoureux	16	0	0	0	3/9
UND Totals	47	218	357	575	385/802
Opp Totals	47	143	223	366	347/739

Goaltending

1981-82	G	GA	GAA	SV	SV%	W/L/T
Jon Casey	18	48	2.77	472	.908	
D. Jensen	16	45	2.96	373	.892	
P. Lamoureux	15	47	3.24	405	.896	
UND Totals	47	143	3.04	1250	.897	
Opp Totals	47	218	4.64	1432	.868	

UND shutouts – Casey 1, Jensen 1.

1982-83

Overall: 21-13-2

WCHA: 16-9-1 (2nd)

Coach: John (Gino) Gasparini

Co-Captains: Dunstan Carroll, Dean

Dachyshyn

O8	U. of British Columbia	L	3-4 OT
O9	U. of British Columbia	L	1-2
O15	U. of Regina	W	7-2
O16	U. of Regina	W	6-2
O22	Providence	L	3-6
O23	Providence	W	6-2
O29	Minnesota-Duluth*	L	2-3
O30	Minnesota-Duluth*	L	3-4
N5	Denver*	L	2-4
N6	Denver*	W	7-5
N12	Colorado College*	W	8-2
N13	Colorado College*	L	3-4
N19	Wisconsin*	W	6-2
N20	Wisconsin*	W	4-0
N26	U.S. International	W	5-3
N27	U.S. International	W	6-1
D3	Minnesota*	W	5-4
D4	Minnesota*	L	2-5
D10	Denver*	W	7-2
D11	Denver*	W	4-1
D26	Dukla Jihlava (Czech.)!	L	4-7
D27	Davos Verstark (Switz.)!	W	6-4
D28	Spartak Moscow!	L	1-8
D29	Kolner EC (W. Ger.)!	L	2-5
J1	Spartak Moscow@	L	4-8
J2	Spartak Moscow%	T	3-3
J7	Denver*	W	7-2
J8	Denver*	W	7-2
J14	Colorado College*	W	9-3
J15	Colorado College*	W	8-1
J18	Team USA^	W	6-5
J21	Minnesota-Duluth*	L	0-3
J22	Minnesota-Duluth*	W	3-2
J28	Wisconsin*	T	2-2
J29	Wisconsin*	W	3-1
F4	Colorado College*	W	8-2
F5	Colorado College*	W	5-3
F11	Minnesota*	L	2-5
F12	Minnesota*	L	1-2
F18	Minnesota-Duluth*	L	2-5
F19	Minnesota-Duluth*	W	5-2

WCHA PLAYOFFS

M4	Wisconsin	T	1-1
M5	Wisconsin	L	5-6 3OT

! Spengler Cup (Davos, Switzerland)

@ Exhibition Game (Kreuzlinger, Switzerland)

% Exhibition Game (Lucerne, Switzerland)

* WCHA Game

^ Exhibition Game

1982-83 Stats	GP	G	A	P	P/M
James Patrick	36	12	36	48	13/29
David Tippett	36	15	31	46	22/44
Dusty Carroll	33	18	17	35	17/37
Dave Donnelly	34	18	16	34	42/106
Gord Sherven	36	12	21	33	8/16
Glen White	34	16	15	31	9/18
Brian Williams	36	12	11	23	14/28
Jim Archibald	33	7	14	21	40/91
Dan Brennan	31	9	11	20	23/60
Scott Barsness	34	7	12	19	3/6
Rick Zombo	33	5	11	16	16/41
Steve Palmiscno	31	2	13	15	7/14
Glen Fester	34	0	11	11	15/30
Glen Klotz	35	2	8	10	15/30
Randy Maxwell	26	4	5	9	5/10
Tim Mishler	18	4	4	8	0/0
Scott Sandelin	30	1	6	7	5/10
Dean Dachyshyn	20	5	1	6	14/28
Eddie Christian	21	5	1	6	6/15
Chris Jensen	13	3	3	6	14/28
Bill Whitsitt	28	0	6	6	4/11
Tim Loven	9	1	2	3	1/2
Darren Jensen	16	0	1	1	0/0
Pierre Lamoureux	5	0	1	1	0/0
Jon Casey	17	0	1	1	2/4
Jay Ness	9	0	0	0	2/2
Jim Meuwissen	3	0	0	0	1/2
UND Totals	36	158	258	416	301/664
Opp Totals	36	100	169	269	275/621

Goaltending

1982-83	G	GA	GAA	SV	SV%	W/L/T
Jon Casey	17	42	2.51	506	.923	
D. Jensen	15	45	3.00	409	.901	
P. Lamoureux	5	13	3.02	119	.902	
UND Totals	36	100	2.78	1034	.912	
Opp Totals	36	158	4.39	1181	.882	

UND shutouts – Lamoureux 1.

YEAR-BY-YEAR RESULTS AND STATISTICS

1983-84

Overall: 31-12-2
 WCHA: 16-8-2 (2nd)
 Coach: John (Gino) Gasparini
 Tri-Captains: Dan Brennan, Bill Whitsitt, Rick Zombo

O14	Providence	W	6-2
O15	Providence	L	2-4
O20	Wisconsin*	W	5-2
O21	Wisconsin*	W	3-2
O28	Minnesota-Duluth*	W	6-4
O29	Minnesota-Duluth*	W	7-2
N4	Colorado College*	W	5-2
N5	Colorado College*	W	4-2
N11	Denver*	W	9-0
N12	Denver*	W	4-3 OT
N18	Minnesota*	L	3-4
N19	Minnesota*	L	0-1
N25	Maine	W	5-1
N26	Maine	W	7-4
D2	Denver*	L	2-3
D3	Denver*	W	6-2
D9	Colorado College*	W	4-3
D10	Colorado College*	W	5-1
D16	U.S. International	W	7-4
D17	U.S. International	W	7-1
D29	St. Lawrence+	W	5-2
D30	Colgate+	L	2-3
J5	Boston College++	W	4-3 OT
J6	Northeastern++	W	8-5
J8	Alaska Anchorage++	W	3-2
J13	Denver*	W	6-5
J14	Denver*	W	7-6 OT
J20	Minnesota*	W	3-1
J21	Minnesota*	L	4-7
J27	Minnesota-Duluth*	L	1-4
J28	Minnesota-Duluth*	T	4-4 OT
F3	Wisconsin*	T	3-3 OT
F4	Wisconsin*	L	4-6
F10	Colorado College*	W	8-0
F11	Colorado College*	W	7-4
F17	Minnesota*	L	4-5
F18	Minnesota*	L	3-6

WCHA PLAYOFFS

M2	Minnesota	W	4-3
M3	Minnesota	W	5-4
M10	Minnesota-Duluth+++	L	1-8
M11	Minnesota-Duluth+++	W	5-4

NCAA TOURNAMENT

M16	Rensselaer\$	W	5-4
M17	Rensselaer\$	W	4-2
M22	Minnesota-Duluth\$\$	L	1-2 OT
M24	Michigan State^	W	6-5 OT

+ Syracuse Tournament (Syracuse, N.Y.)
 ++ At First Inter-State Classic Tourney (Anchorage, Alaska)
 +++ Minneapolis, Minn.
 \$ Quarterfinal Series
 \$\$ Semifinal (Lake Placid, N.Y.)
 ^ Third-place Game (Lake Placid, N.Y.)
 * WCHA Game

1983-84 Stats	GP	G	A	P	P/M
Dan Brennan	45	28	37	65	18/36
Perry Berezan	44	28	24	52	13/29
Chris Jensen	44	24	25	49	47/100
Brian Williams	45	17	31	48	27/62
Jim Archibald	44	21	15	36	78/156
Rick Zombo	34	7	24	31	20/40
Dean Barsness	45	11	18	29	5/10
Scott Sandelin	41	4	23	27	12/24
Malcolm Parks	33	11	10	21	21/42
Glen Klotz	26	3	16	19	7/14
Steve Palmiscno	25	9	9	18	9/18
Mickey Krampotich	36	9	9	18	6/12
Bill Whitsitt	45	5	13	18	19/38
Eddie Christian	42	5	12	17	25/53
Perry Nakonechny	29	6	7	13	6/12
Randy Maxwell	20	3	10	13	4/14
Gord Sherven	10	5	5	10	2/4

Jim Meuwissen	27	2	8	10	10/20
Brad Berry	32	2	7	9	4/8
Mark Huglen	29	1	7	8	5/10
Bill Claviter	18	2	5	7	2/4
Tim Loven	35	0	7	7	7/14
Jeff Bredahl	20	1	4	5	5/10
Tarek Howard	24	0	1	1	7/14
Craig Perry	2	0	1	1	0/0
Jon Casey	37	0	1	1	10/20
Greg Strome	7	0	0	0	1/2
UND Totals	45	204	329	533	376/775
Opp Totals	45	145	227	372	355/743

Goaltending	1983-84	G	GA	GAA	SV	SV%	WLT
Jon Casey	37	115	3.13	1160	.910		
G Strome	7	24	3.81	174	.879		
C. Perry	2	5	2.50	44	.898		
UND Totals	45	145	3.22	1378	.905		
Opp Totals	45	204	4.53	1400	.872		

UND shutouts - Casey 2.

1984-85

Overall: 24-16-2
 WCHA: 19-14-1 (4th)
 Coach: John (Gino) Gasparini
 Co-Captains: Scott Sandelin, Jim Archibald

O12	Providence	L	4-5
O13	Providence	L	3-7
O19	Northern Arizona	W	9-3
O20	Northern Arizona	W	6-2
O26	Boston College#	W	7-5
O28	Boston College#	L	3-4
N2	Denver*	W	5-4 OT
N3	Denver*	T	4-4 OT
N9	Northeastern#	W	5-3
N10	Northeastern#	W	4-1
N16	New Hampshire#	W	4-3
N17	New Hampshire#	W	11-0
N23	Rensselaer	W	7-6 OT
N24	Rensselaer	L	2-8
N30	Wisconsin*	L	5-6 OT
D1	Wisconsin*	L	2-3
D7	Minnesota-Duluth*	L	3-4
D8	Minnesota-Duluth*	W	6-5
D14	Minnesota*	W	4-1
D15	Minnesota*	L	3-5
D28	Maine#	W	7-4
D29	Maine#	L	5-6
J4	Boston University#	W	9-3
J5	Boston University#	W	5-2
J11	Lowell#	W	2-1
J12	Lowell#	W	3-2
J18	Colorado College*	L	3-4 OT
J19	Colorado College*	W	5-2
J25	Michigan Tech*	W	8-0
J26	Michigan Tech*	W	4-2
F1	Northern Michigan*	L	4-5 OT
F2	Northern Michigan*	L	2-6
F8	Denver*	L	3-4 OT
F9	Denver*	L	4-6
F15	Colorado College*	W	4-1
F16	Colorado College*	W	6-1
F22	Minnesota*	W	6-1
F23	Minnesota*	L	2-5

WCHA PLAYOFFS

M1	Denver	W	7-1
M2	Denver	W	8-4
M8	Minnesota-Duluth	T	4-4
M9	Minnesota-Duluth	L	4-6

WCHA-HEA Game
 * WCHA Game

1984-85 Stats	GP	G	A	P	P/M
Jim Archibald	41	37	24	61	81/197
Perry Berezan	42	23	35	58	16/32
Tony Hrkac	36	18	36	54	8/16
Chris Jensen	40	25	27	52	41/80
Brian Williams	41	20	27	47	19/41
Glen Klotz	40	7	35	42	23/49
Bob Joyce	41	18	16	34	5/10
Brad Berry	40	4	26	30	13/26
Mickey Krampotich	38	10	16	26	7/14
Scott Sandelin	38	4	17	21	15/30
Todd Norman	42	10	6	16	23/46
Bill Claviter	34	6	8	14	5/10
Tom Benson	39	2	11	13	32/72
Perry Nakonechny	34	7	5	12	13/26
Malcolm Parks	39	4	7	11	19/142
Tim Loven	36	0	9	9	5/10
Steve Johnson	25	2	6	8	6/15
Scott Dub	26	2	3	5	12/24
Jeff Bowen	11	2	2	4	1/2
Tarek Howard	24	1	3	4	7/17
Rick Forst	17	0	3	3	4/8
Lee Brodeur	13	0	2	2	3/6
Scott Brower	31	0	1	1	0/0
Jay Ness	10	0	0	0	2/4
Greg Strome	13	0	0	0	1/2
Mark Johnson	1	0	0	0	1/2
Jay Caulfield	1	0	0	0	0/1
UND Totals	42	202	325	527	367/800
Opp Totals	42	148	242	390	384/829

Goaltending	1984-85	G	GA	GAA	SV	SV%	WLT
Scott Brower	31	99	3.28	884	.899		
Greg Strome	13	47	3.70	325	.874		
Craig Perry	1	2	6.67	4	.667		
UND Totals	42	148	3.52	1213	.891		
Opp Totals	42	202	4.81	1415	.875		

UND shutouts - Brower 2.

1985-86

Overall: 24-16-1
 WCHA: 19-14-1 (6th)
 Coach: John (Gino) Gasparini
 Captains: Scott Sandelin (C), Brian Williams (C), Glen Klotz (C), Mickey Krampotich (A), Ian Kidd (A)

O11	Team Canada^	W	6-4
O18	Minnesota-Duluth*	L	4-5
O19	Minnesota-Duluth*	L	1-4
O25	Michigan Tech*	W	8-1
O26	Michigan Tech*	L	2-3
N1	Northern Michigan*	W	5-4
N2	Northern Michigan*	L	6-7
N8	New Hampshire#	W	4-2
N9	New Hampshire#	W	7-4
N15	Minnesota*	W	7-4
N16	Minnesota*	L	2-3
N22	Wisconsin*	L	1-8
N23	Wisconsin*	L	2-6
N29	Maine#	W	5-4 OT
N30	Maine#	W	6-3
D6	UMass-Lowell#	L	1-3
D7	UMass-Lowell#	W	3-2
D13	Northern Arizona	W	12-1
D14	Northern Arizona	W	5-4
D20	Alaska Anchorage	W	5-0
D21	Alaska Anchorage	W	3-2
D27	Boston College#	L	2-3
D28	Boston College#	W	4-3
J3	Northeastern#	L	5-7
J4	Northeastern#	T	4-4 OT
J10	Minnesota-Duluth*	L	3-4
J11	Minnesota-Duluth*	W	8-7 OT
J17	Wisconsin*	W	8-2
J18	Wisconsin*	W	6-4
J24	Boston University#	W	7-4
J25	Boston University#	W	8-3
J31	Providence#	W	4-1
F1	Providence#	W	5-2

F7	Denver*	L	3-6
F8	Denver*	W	7-3
F14	Colorado College*	W	6-3
F15	Colorado College*	W	9-6
F21	Minnesota*	L	3-6
F22	Minnesota*	L	0-6

WCHA PLAYOFFS

M1	Wisconsin	L	2-6
M2	Wisconsin	L	5-6

^ Counted on season record
 # WCHA-HEA Game
 * WCHA Game

1985-86 Stats	GP	G	A	P	P/M
Chris Jensen	34	25	40	65	21/53
Brian Williams	40	22	40	62	29/61
Bob Joyce	38	31	28	59	20/40
Scott Sandelin	40	7	31	38	19/38
Mickey Krampotich	34	18	17	35	7/14
Brad Berry	40	6	29	35	13/26
Glen Klotz	39	6	28	34	15/33
Steve Johnson	38	8	20	28	9/18
Scott Dub	40	11	13	24	41/82
Ian Kidd	37	6	16	22	31/65
Perry Nakonechny	38	8	12	20	14/28
Malcolm Parks	39	6	14	20	15/38
Scott Koberinski	31	5	9	14	3/6
Bill Claviter	35	4	10	14	17/34
Jeff Bowen	38	9	4	13	20/40
Tarek Howard	32	2	11	13	14/28
Rick Forst	32	7	4	11	11/22
Tom Benson	31	1	6	7	26/55
Todd Norman	19	4	1	5	12/32
Mike LaMoine	13	0	4	4	5/10
Grant Paranca	6	2	0	2	0/0
Tim Loven	16	0	1	1	2/4
Greg Strome	21	0	1	1	1/2
Jim Steen	8	0	0	0	1/2
Scott Brower	20	0	0	0	0/0
Bench					5/10
UND Totals	40	188	339	527	351/741
Opp Totals	40	156	250	406	352/756

Goaltending

1985-86	G	GA	GAA	SV	SV%	WLT
Scott Brower	20	67	3.47	521	.886	
Greg Strome	20	78	3.90	525	.871	
Craig Perry	2	10	5.00	61	.859	
UND Totals	40	156	3.90	1107	.876	
Opp Totals	40	188	4.70	1428	.883	

UND shutouts - Brower 1.

1986-87

NCAA CHAMPIONS WCHA CHAMPIONS

Overall: 40-8-0
WCHA: 29-6-0 (1st)
Coach: John (Gino) Gasparini
Captains: Bob Joyce (C), Mickey Krampotich (A), Ian Kidd (A)

O10	Minnesota-Duluth*	W	6-2
O11	Minnesota-Duluth*	W	7-1
O17	Denver*	W	5-2
O18	Denver*	W	11-5
O24	Northern Michigan*	W	8-4
O25	Northern Michigan*	W	6-4
O31	Wisconsin*	W	9-4
N1	Wisconsin*	W	6-2
N7	Michigan Tech*	L	5-8
N8	Michigan Tech*	W	4-2
N14	Minnesota*	W	4-1
N15	Minnesota*	L	1-4
N21	Colorado College*	W	7-3
N22	Colorado College*	W	11-2
N28	New Hampshire#	W	10-0
N30	Yale	W	6-4
D5	Colorado College*	W	4-3 OT
D6	Colorado College*	L	2-3
D12	U.S. International	L	3-5
D13	U.S. International	W	6-3
D27	Maine#	L	4-5
D28	UMass-Lowell	L	1-4
J2	Boston College#	W	7-5
J4	Boston University#	W	4-3
J9	Minnesota*	W	5-2
J10	Minnesota*	W	4-2
J16	Providence#	W	5-1
J18	Northeastern#	W	4-1
J23	Michigan Tech*	W	11-2
J24	Michigan Tech*	W	11-2
J30	Wisconsin*	W	5-4
J31	Wisconsin*	W	2-1
F6	Minnesota-Duluth*	W	5-0
F7	Minnesota-Duluth*	W	9-3
F13	Denver*	W	4-1
F14	Denver*	W	5-2
F20	Northern Michigan*	L	3-6
F21	Northern Michigan*	W	5-0

WCHA PLAYOFFS

F28	Minnesota-Duluth	W	5-3
M1	Minnesota-Duluth	W	8-1
M6	Colorado College	W	6-2
M7	Colorado College	L	1-2
M13	Minnesota	W	5-3
M14	Minnesota	W	5-3

NCAA TOURNAMENT

M20	St. Lawrence\$	W	3-1
M21	St. Lawrence\$	W	6-3
M26	Harvard\$\$	W	5-2
M28	Michigan State\$\$\$	W	5-3

WCHA-HEA Game
 * WCHA Game
 \$ Quarterfinal Series
 \$\$ Semifinal (Detroit, Mich.)
 \$\$\$ Title Game (Detroit, Mich.)

1986-87 Stats

	GP	G	A	P	P/M
Tony Hrkac	48	46	70	116	21/48
Bob Joyce	48	52	37	89	21/42
Steve Johnson	48	26	44	70	19/38
Ian Kidd	47	13	47	60	29/58
Mickey Krampotich	47	27	27	54	9/18
Scott Koberinski	48	19	27	46	17/34
Malcom Parks	48	18	21	39	25/50
Lee Davidson	41	16	12	28	31/65
Perry Nakonechny	43	6	14	20	21/42
Tom Benson	47	0	20	20	36/80
Scott Dub	46	11	8	19	35/81
Brent Bobyck	46	8	11	19	8/16

Russ Parent	47	2	17	19	21/50
Mike LaMoine	47	2	17	19	18/36
Grant Paronica	42	5	10	15	19/38
Murray Baron	41	4	10	14	31/62
Jeff Bowen	45	5	8	13	17/42
Tarek Howard	32	1	9	10	19/38
Bill Claviter	20	2	2	4	5/10
Darryn Fossand	16	1	2	3	4/8
Ed Belfour	34	0	2	2	3/6
Gary Kaiser	9	0	1	1	9/18
Scott Brower	15	0	1	1	2/4
Scott Brickey	5	0	1	1	2/4
Rick Forst	1	0	0	0	0/0
UND Totals	48	264	418	682	422/888
Opp Totals	48	129	181	310	455/947

Goaltending

1986-87

	G	GA	GAA	SV	SV%	WL-T
Ed Belfour	34	81	2.43	876	.915	
Scott Brower	15	44	3.09	282	.865	
Greg Strome	1	3	4.48	21	.875	
UND Totals	48	129	2.69	1190	.902	
Opp Totals	48	265	5.50	1509	.851	

UND shutouts - Belfour 3.

1987-88

Overall: 21-20-1
WCHA: 16-18-1 (5th)
Coach: John (Gino) Gasparini
Captains: Steve Johnson (C), Scott Dub (A), Tom Benson (A)

O9	Michigan Tech*	W	4-3 OT
O10	Michigan Tech*	W	5-2
O16	Minnesota*	L	2-4
O17	Minnesota*	L	2-5
O23	Minnesota-Duluth*	L	4-6
O24	Minnesota-Duluth*	L	5-8
O30	Alaska Anchorage	W	4-3
O31	Alaska Anchorage	W	4-2
N6	Colorado College*	T	3-3 OT
N7	Colorado College*	W	5-2
N13	Wisconsin*	W	4-3
N14	Wisconsin*	L	4-5
N20	Denver*	W	5-4
N21	Denver*	L	2-4
N27	Northeastern#	L	4-5 OT
N29	Providence#	W	6-4
D4	Northern Michigan*	W	5-3
D5	Northern Michigan*	L	3-8
D11	Michigan Tech*	L	3-4
D12	Michigan Tech*	L	4-5 OT
J2	UMass-Lowell#	L	4-6
J4	Maine#	W	8-6
J8	Minnesota*	L	3-4
J9	Minnesota*	L	3-7
J11	U.S. Olympic Team^	L	2-12
J14	Boston College#	W	2-1
J16	Boston University#	L	2-4
J17	New Hampshire#	W	6-2
J22	Denver*	L	3-4 OT
J23	Denver*	W	4-2
J29	Wisconsin*	L	3-4
J30	Wisconsin*	L	4-5 OT
F5	Colorado College*	W	6-1
F6	Colorado College*	W	9-3
F12	Northern Michigan*	W	6-2
F13	Northern Michigan*	L	4-5
F19	Minnesota-Duluth*	W	4-3 OT
F20	Minnesota-Duluth*	W	6-3

WCHA PLAYOFFS

F26	Michigan Tech	W	5-4
F27	Michigan Tech	L	3-6
F28	Michigan Tech	W	4-3
M6	Wisconsin**	L	1-2
M7	Minnesota-Duluth**	W	6-0

^ Exhibition Game
 # WCHA-HEA Game
 * WCHA Game
 ** WCHA Playoff Championship (St. Paul)

1987-88 Stats

	GP	G	A	P	P/M
Steve Johnson	42	34	51	85	14/28
Lee Davidson	40	22	24	46	29/74
Grant Paronica	42	21	20	41	28/61
Garry Valk	38	23	12	35	32/64
Scott Koberinski	41	9	26	35	14/28
Neil Eisenhut	42	12	20	32	7/14
Brent Bobyck	41	10	20	30	15/43
Russ Parent	30	4	20	24	19/38
Scott Dub	39	13	10	23	36/76
David Marvin	35	4	17	21	6/12
Geoff Smith	42	4	12	16	17/34
Rick Forst	41	7	4	11	17/34
Murray Baron	41	1	10	11	43/95
Mike LaMoine	40	3	7	10	17/34
Tom Benson	42	1	8	9	35/70
Mike McCormick	41	4	0	4	14/28
Scott Brickey	16	2	1	3	5/10
Jeff McLean	37	0	3	3	7/14
Shane McFarlane	27	0	1	1	4/8
Matt Morelli	22	0	1	1	2/4
Chris Dickson	14	0	1	1	0/0
Scott Brower	24	0	0	0	1/2
Steve Peters	6	0	0	0	0/0
Bench					1/2
UND Totals	42	174	270	444	366/779
Opp Totals	42	160	219	379	374/797

Goaltending

1987-88

	G	GA	GAA	SV	SV%	WL-T
Scott Brower	24	88	3.80	735	.893	
Chris Dickson	14	44	3.37	376	.895	
Steve Peters	6	20	3.59	148	.880	
UND Totals	42	160	3.79	1301	.890	
Opp Totals	42	174	4.11	1377	.888	

UND shutouts - Brower 1.

1988-89

Overall: 22-18-1
WCHA: 19-15-1 (T-3rd)
Coach: John (Gino) Gasparini
Captains: Grant Paronica (C), Scott Koberinski (A)

O8	Minnesota-Duluth#	T	2-2
O14	Northern Michigan*	W	2-1
O15	Northern Michigan*	W	5-4
O21	Colorado College*	W	6-5 OT
O22	Colorado College*	W	5-2
O29	Minnesota*	L	1-2
O30	Minnesota*	L	1-7
N4	Minnesota-Duluth*	W	4-1
N5	Minnesota-Duluth*	L	2-4
N11	Wisconsin*	L	2-5
N12	Wisconsin*	L	2-5
N18	Michigan Tech*	W	2-1
N19	Michigan Tech*	W	10-2
N24	Air Force	W	8-1
N26	Denver*	L	4-6
N27	Denver*	L	3-5
D2	UMass-Lowell#	L	2-3 OT
D4	Maine#	L	4-7
D9	Denver*	L	6-7 OT
D10	Denver*	W	3-2
D16	Colorado College*	W	3-2
D17	Colorado College*	W	5-1
D18	Moscow Dynamo^	L	5-7
D29	Michigan State##	W	7-3
D30	Michigan##	L	5-6 2OT
J6	New Hampshire#	W	8-2
J7	Boston College#	W	3-1
J9	Boston University#	W	7-3
J13	Michigan Tech*	W	5-1
J14	Michigan Tech*	L	4-6
J20	Providence#	W	3-2
J22	Northeastern#	T	2-2 OT
J27	Wisconsin*	L	2-3
J28	Wisconsin*	L	2-4
F3	Minnesota-Duluth*	W	5-4 OT
F4	Minnesota-Duluth*	L	2-4

F10 Minnesota* W 9-0
F11 Minnesota* L 3-9
 F17 Northern Michigan* W 3-2
 F18 Northern Michigan* L 1-7

WCHA PLAYOFFS

F25 Denver W 7-1
F26 Denver L 4-5
F27 Denver L 3-4

U.S. Hockey Hall of Fame Game, Exhibition (Eveleth, Minn.)
 ## Great Lakes Invitational (Detroit)
 # WCHA-HEA Game
 * WCHA Game
 ^ Exhibition Game

1988-89 Stats

	GP	G	A	P	P/M
Lee Davidson	41	16	37	53	26/60
Scott Koberinski	40	15	26	41	20/48
Neil Eisenhut	41	22	16	38	10/20
Russ Parent	40	9	28	37	25/51
Jason Herter	41	8	24	32	31/62
Russ Romaniuk	39	17	14	31	16/32
Garry Valk	40	14	17	31	35/71
Grant Paronica	39	14	13	27	31/63
Brent Bobyck	28	11	8	19	8/16
Dixon Ward	37	8	9	17	13/26
Mike LaMoine	40	3	12	15	25/51
Ross Johnson	19	5	7	12	3/6
David Marvin	38	4	6	10	12/24
Dane Jackson	30	4	5	9	16/33
Murray Baron	40	2	6	8	42/92
John Hanson	23	2	4	6	9/18
Matt Morelli	20	4	1	5	1/2
Mike McCormick	29	1	4	5	9/22
Shane McFarlane	30	1	4	5	4/8
Justin Duberman	36	3	2	5	18/36
Wade Bartley	32	1	1	2	4/8
Brad Pascall	3	0	0	0	5/10
Chris Dickson	29	0	0	0	5/10
Steve Peters	9	0	0	0	1/2
Tony Couture	7	0	0	0	2/4
Other	10	0	1	1	7/14
Bench					5/10
UND Totals	41	164	248	412	372/787
Opp Totals	41	138	210	349	369/753

Goaltending

1988-89

	G	GA	GAA	SV	SV%	WL-T
Chris Dickson	29	89	3.19	690	.886	
Steve Peters	7	26	3.36	208	.889	
Tony Couture	5	19	3.17	149	.887	
UND Totals	41	138	3.31	1047	.884	
Opp Totals	41	165	3.94	1238	.883	

UND shutouts - none.

YEAR-BY-YEAR RESULTS AND STATISTICS

1989-90

Overall: 28-13-4

WCHA: 15-10-3 (3rd)

Coach: John (Gino) Gasparini

Captains: Lee Davidson (C), Russ Parent

(A), Brent Bobyck (A)

O13 Alabama-Huntsville	W	12-6
O14 Alabama-Huntsville	W	11-5
O20 Northern Michigan*	L	4-5
O21 Northern Michigan*	L	2-3
O27 Minnesota*	L	5-6
O28 Minnesota*	T	4-4 OT
N3 Michigan Tech*	W	7-4
N4 Michigan Tech*	L	3-5
N10 Minnesota-Duluth*	W	3-2 OT
N11 Minnesota-Duluth*	W	6-4
N17 Denver*	L	3-5
N18 Denver*	W	8-3
N24 Colorado College*	W	5-4
N25 Colorado College*	T	1-1 OT
D1 Wisconsin*	L	5-7
D2 Wisconsin*	W	9-5
D8 St. Cloud State	W	7-4
D9 St. Cloud State	T	4-4 OT
D15 Denver*	L	8-9
D16 Denver*	L	3-4
D29 St. Cloud State	W	6-1
D30 St. Cloud State	W	8-5
J5 Alaska-Fairbanks	W	6-1
J6 Alaska-Fairbanks	W	8-2
J12 Rensselaer	W	2-1
J13 Rensselaer	W	5-3
J19 Colorado College*	W	7-2
J20 Colorado College*	W	5-4
J26 Minnesota*	L	4-5
J27 Minnesota*	W	7-4
F2 Northern Michigan*	W	10-4
F3 Northern Michigan*	W	5-2
F9 Minnesota-Duluth*	W	5-3
F10 Minnesota-Duluth*	W	5-4
F16 Michigan Tech*	W	9-2
F17 Michigan Tech*	W	7-3
F23 Wisconsin*	T	5-5 OT
F24 Wisconsin*	L	4-5 OT

WCHA PLAYOFFS

M1 Minnesota-Duluth	W	11-3
M2 Minnesota-Duluth	W	2-1
M11 Minnesota**	L	4-5
M12 Northern Michigan**	W	6-5

NCAA TOURNAMENT

M16 Boston University\$	W	8-5
M17 Boston University\$	L	3-5
M18 Boston University\$	L	0-5

* WCHA Game

** WCHA Playoff Championship (St. Paul)

\$ Quarterfinal Series

1989-90 Stats	GP	G	A	P	P/M
Lee Davidson	45	26	49	75	29/66
Dixon Ward	45	35	34	69	22/44
Russ Parent	45	9	50	59	35/86
Greg Johnson	44	17	38	55	5/11
Neil Eisenhut	45	22	32	54	15/46
Russ Romaniuk	45	36	15	51	19/54
Jason Herter	38	11	39	50	20/40
Garry Valk	43	22	17	39	44/92
Brent Bobyck	44	16	21	37	23/47
Jeff McLean	45	10	16	26	21/42
David Marvin	45	3	23	26	35/70
Dane Jackson	44	15	11	26	24/56
Dave Hakstol	44	4	16	20	28/76
Justin Duberman	42	10	9	19	21/50
Ross Johnson	43	6	9	15	11/22
Brad Pascall	45	1	9	10	49/98
Darryn Fossand	33	1	6	7	4/8
Shane McFarlane	23	3	2	5	5/10
John Hanson	12	4	0	4	6/12
Chris Dickson	23	0	3	3	1/2
Jon Larson	18	0	1	1	5/10

Mike McCormick	2	0	1	1	2/4
Matt Morelli	5	1	0	1	0/0
Kevin McKinnon	3	0	1	1	2/4
Tony Couture	24	0	1	1	5/26
Jace Reed	10	0	0	0	0/0
Steve Peters	2	0	0	0	0/0
Bench					1/2
Other	10	0	1	1	7/14
UND Totals	45	252	403	655	432/978
Opp Totals	45	175	261	436	462/1053

Goaltending

1989-90	G	GA	GAA	SV	SV%	W-L-T
Tony Couture	24	81	3.47	603	.882	
Chris Dickson	23	84	4.11	474	.850	
Steve Peters	2	8	4.95	39	.830	
UND Totals	45	175	3.85	1116	.865	
Opp Totals	45	252	5.54	1415	.849	

UND shutouts - none.

1990-91

Overall: 24-17-2

WCHA: 18-12-2 (4th)

Coach: Joh (Gino) Gasparini

Captains: Dave Hakstol (C), Russ

Romaniuk (A)

O12 Denver*	W	5-3
O13 Denver*	W	8-1
O19 Northern Michigan*	L	0-6
O20 Northern Michigan*	T	5-5 OT
O26 St. Cloud State*	W	6-2
O27 St. Cloud State*	W	9-3
N2 Michigan Tech*	W	4-2
N3 Michigan Tech*	L	2-6
N9 Colorado College*	W	6-4
N10 Colorado College*	W	2-1 OT
N16 Minnesota-Duluth*	L	4-6
N17 Minnesota-Duluth*	W	5-3
N23 Wisconsin*	W	4-2
N24 Wisconsin*	L	2-6
N30 Minnesota*	W	6-1
D1 Minnesota*	L	3-6
D7 Bowling Green	L	5-7
D8 Bowling Green	L	3-4
D13 Soviet Union^	L	2-6
D16 Northern Michigan*	L	3-5
D17 Northern Michigan*	L	4-7
D28 Bowling Green+	W	8-2
D29 Wisconsin+	L	2-3
J4 Michigan Tech*	T	3-3
J5 Michigan Tech*	W	5-2
J11 Colorado College*	W	3-2
J12 Colorado College*	L	4-6
J18 Alaska Anchorage	W	6-5 OT
J19 Alaska Anchorage	W	7-3
J25 St. Cloud State*	W	4-3
J26 St. Cloud State*	W	8-1
F1 Wisconsin*	L	3-5
F2 Wisconsin*	W	6-2
F8 Denver*	W	9-7
F9 Denver*	L	4-7
F15 Minnesota-Duluth*	W	11-2
F16 Minnesota-Duluth*	W	4-3 OT
F22 Minnesota*	L	1-4
F23 Minnesota*	L	5-11

WCHA PLAYOFFS

M1 St. Cloud State	L	2-4
M2 St. Cloud State	W	10-2
M3 St. Cloud State	W	7-4
M10 Northern Michigan**	L	4-8
M11 Wisconsin**	W	5-2

+ Bank One Badger Classic (Milwaukee)

* WCHA Game

** WCHA Playoff Championship (St. Paul)

1990-91 Stats

	GP	G	A	P	P/M
Greg Johnson	38	18	61	79	3/6
Dixon Ward	43	34	35	69	30/84
Russ Romaniuk	39	40	28	68	15/30
Jeff McLean	42	19	26	45	7/22
Jason Herter	39	11	26	37	26/52
Justin Duberman	42	19	18	37	32/68
Dane Jackson	37	17	9	26	31/79
Neil Eisenhut	20	9	15	24	5/10
David Marvin	41	1	19	20	22/60
Donny Riendeua	39	6	14	20	17/42
Chris Gotziaman	40	11	8	19	13/26
Marty Schriener	40	6	11	17	39/90
Dave Hakstol	42	3	9	12	27/63
Brad Bombardir	33	3	6	9	9/18
Chad Johnson	37	2	5	7	15/30
Paxton Schulte	38	2	4	6	12/32
Darryn Fossand	42	2	4	6	14/28
Brad Pascall	38	1	4	5	35/81
Matt Morelli	27	2	1	3	3/6
Chris Dickson	16	0	2	2	1/2
Jamie Burt	18	1	0	1	5/10
Tony Couture	29	0	1	1	0/0
Shane McFarlane	1	0	0	0	1/2
Jon Larson	13	0	0	0	2/4
Joby Bond	4	0	0	0	0/0
Corey Cadden	3	0	0	0	0/0
Ross Johnson	10	0	0	0	3/6
Jace Reed	13	0	0	0	2/4
Bench					4/8
UND Totals	43	207	306	513	373/863
Opp Totals	43	171	235	406	359/803

Goaltending

1990-91	G	GA	GAA	SV	SV%	W-L-T
Tony Couture	29	97	3.64	681	.875	
Chris Dickson	16	60	4.32	354	.855	
Corey Cadden	3	9	3.40	78	.897	
UND Totals	43	171	3.95	1113	.867	
Opp Totals	43	207	4.78	1137	.846	

UND shutouts - none.

1991-92

Overall: 17-21-1

WCHA: 12-19-1 (T-7th)

Coach: John (Gino) Gasparini

Captains: Dave Hakstol (C), Greg Johnson

(C), Dane Jackson (A), Dixon Ward (A)

O18 Denver*	W	10-5
O19 Denver*	W	5-4
O25 Colorado College*	W	5-4
O26 Colorado College*	L	4-5
N1 Alaska-Fairbanks	W	6-4
N2 Alaska-Fairbanks	W	5-3
N8 St. Cloud State*	L	3-7
N9 St. Cloud State*	L	3-7
N15 Minnesota-Duluth*	L	3-7
N16 Minnesota-Duluth*	L	2-4
N22 Michigan Tech*	W	6-1
N23 Michigan Tech*	W	5-2
N29 Minnesota*	L	2-4
N30 Minnesota*	L	2-8
D6 Denver*	W	6-1
D7 Denver*	W	7-6 OT
D28 UMass-Lowell	W	6-1
D29 UMass-Lowell	W	8-4
J3 Wisconsin*	L	4-9
J4 Wisconsin*	W	5-2
J10 Northern Michigan*	L	3-7
J11 Northern Michigan*	T	6-6 OT
J17 Colorado College*	L	2-5
J18 Colorado College*	L	1-6
J25 St. Cloud State*	W	6-4
J26 St. Cloud State*	L	2-3
J31 Michigan Tech*	L	3-6
F1 Michigan Tech*	L	6-9
F7 Northern Michigan*	W	7-6
F8 Northern Michigan*	W	6-3

F14 Minnesota-Duluth* W 10-7

F15 Minnesota-Duluth* L 5-7

F28 Wisconsin* L 2-8

F29 Wisconsin* L 2-4

M6 Minnesota* L 1-10

M7 Minnesota* L 3-5

WCHA PLAYOFFS

M13 Minnesota W 5-3

M14 Minnesota L 2-9

M15 Minnesota L 1-3

* WCHA Game

1991-92 Stats

	GP	G	A	P	P/M
Greg Johnson	39	20	54	74	4/8
Jeff McLean	39	27	43	70	20/40
Dixon Ward	38	33	31	64	40/90
Justin Duberman	39	17	27	44	37/90
Dane Jackson	39	23	19	42	35/81
Marty Schriener	32	10	12	22	42/112
Brad Bombardir	35	3	14	17	27/54
Donny Riendeua	37	8	8	16	20/64
Chris Gotziaman	38	9	6	15	24/47
Dave Hakstol	21	3	11	14	22/52
Scott Kirtan	37	5	6	11	28/68
Kevin McKinnon	39	3	7	10	5/18
Darren Bear	36	3	5	8	26/52
Corey Howe	36	1	6	7	22/50
Brad Pascall	28	0	7	7	42/85
Lars Oxholm	32	0	7	7	26/60
Chad Johnson	32	0	6	6	19/41
Jon Larson	33	1	3	4	8/16
Brett Hryniuk	39	4	0	4	4/8
Jamie Burt	19	0	2	2	9/18
Joby Bond	14	0	2	2	5/18
Todd Jones	30	0	0	0	0/0
Cory Cadden	6	0	0	0	0/0
Jeff Lembke	10	0	0	0	1/2
Jarrod Olson	1	0	0	0	0/0
Bench					6/12
UND Totals	39	170	276	446	472/1086
Opp Totals	39	199	300	499	453/1050

Goaltending

1991-92	G	GA	GAA	SV	SV%	W-L-T
Todd Jones	30	129	4.75	889	.873	
Jeff Lembke	10	41	5.97	225	.846	
Corey Cadden	6	23	4.56	148	.866	
UND Totals	39	199	5.08	1262	.864	
Opp Totals	39	170	4.34	1015	.857	

UND shutouts - none.

1992-93

Overall: 12-25-1

WCHA: 11-20-1 (8th)

Coach: John (Gino) Gasparini

Captains: Greg Johnson (C), Brad

Bombardir (A), Chris Gotziaman

O17	Minnesota-Duluth#	L	3-4
O23	Minnesota*	W	8-4
O24	Minnesota*	L	4-8
O30	Michigan Tech*	L	5-6
O31	Michigan Tech*	W	5-2
N6	Minnesota-Duluth*	L	2-5
N7	Minnesota-Duluth*	L	5-6
N13	Denver*	L	3-6
N14	Denver*	L	3-7
N20	Alaska Anchorage	L	2-3
N21	Alaska Anchorage	L	3-4
N27	St. Cloud State*	W	4-3
N28	St. Cloud State*	L	4-7
D4	Wisconsin*	W	3-2
D5	Wisconsin*	L	2-10
D11	Northern Michigan*	T	2-2 OT
D12	Northern Michigan*	W	6-5
D19	Colorado College*	W	8-5
D20	Colorado College*	W	3-1
J2	Bowling Green	L	1-4
J3	Bowling Green	W	6-5 OT
J8	Northern Michigan*	L	2-4
J9	Northern Michigan*	L	4-5
J15	Wisconsin*	L	2-3
J16	Wisconsin*	L	2-5
J22	Colorado College*	L	4-6
J23	Colorado College*	W	5-4
J29	Minnesota-Duluth*	W	6-2
J30	Minnesota-Duluth*	L	1-5
F5	Denver*	L	4-5
F6	Denver*	L	5-6 OT
F12	Minnesota*	L	1-6
F13	Minnesota*	W	6-2
F19	St. Cloud State*	L	1-4
F20	St. Cloud State*	L	2-5
F26	Michigan Tech*	W	5-1
F27	Michigan Tech*	L	1-4

WCHA PLAYOFFS

M12	Minnesota	L	4-6
M13	Minnesota	L	4-5 OT

* WCHA Game

US Hockey Hall of Fame game (exhibition in Eveleth, Minn.)

1992-93 Stats	GP	G	A	P	P/M
Greg Johnson	34	19	45	64	7/14
Kevin McKinnon	38	20	18	38	19/38
Nick Naumenko	38	10	24	34	13/26
Marty Schriener	36	8	19	27	59/156
Darcy Mitani	34	15	10	25	21/42
Brad Bombardir	38	8	15	23	17/34
Chris Gotziaman	35	10	10	20	25/50
Scott Kirton	30	4	16	20	31/100
Donny Riendeau	28	9	7	16	21/53
Brett Hryniuk	37	5	7	12	20/48
Dean Grillo	28	7	4	11	7/14
Chad Johnson	26	4	5	9	18/47
Sean Beswick	32	4	5	9	9/18
Jon Larson	30	2	6	8	10/28
Keith Murphy	38	5	2	7	7/14
Darren Bear	37	1	6	7	13/26
Jarrod Olson	31	2	4	6	7/14
Corey Howe	29	1	4	5	21/42
Corey Johnson	31	0	5	5	9/18
Teeder Wynne	13	2	2	4	3/6
Joby Bond	11	1	0	1	3/6
Lars Oxholm	5	1	0	1	4/8
Todd Jones	21	0	1	1	0/0
Kevin Powell	17	0	1	1	0/0
Kevin Rappana	11	0	0	0	6/12
Akil Adams	14	0	0	0	0/0
Team					5/10
UND Totals	38	138	216	354	374/873
Opp Totals	38	173	260	433	366/817

Goaltending

1992-93	G	GA	GAA	SV	SV%	WL-T
Kevin Powell	17	66	4.30	441	.870	
Todd Jones	21	89	4.43	621	.875	
Jeff Lembke	4	16	6.00	82	.837	
UND Totals	38	171	4.49	1144	.870	
Opp Totals	38	131	3.44	1005	.885	

UND shutouts - none.

1993-94

Overall: 11-23-4

WCHA: 11-14-4 (8th)

Coach: John (Gino) Gasparini

Captains: Brad Bombardir (C), Kevin

McKinnon (A), Chris Gotziaman (A)

O22	Northeastern	L	4-6
O23	Boston University	L	3-6
O29	Denver*	L	5-7
O30	Denver*	W	3-2 OT
N5	Wisconsin*	L	3-7
N6	Wisconsin*	W	5-4
N12	St. Cloud State*	W	6-3
N13	St. Cloud State*	L	2-3
N19	Minnesota-Duluth*	W	6-5
N20	Minnesota-Duluth*	T	4-4 OT
N26	Colorado College*	L	3-5
N27	Colorado College*	L	2-5
D3	Michigan Tech*	W	5-3
D4	Michigan Tech*	W	4-3
D11	Minnesota*	L	5-6
D12	Minnesota*	L	0-3
J2	Alaska-Fairbanks	L	5-6 OT
J3	Alaska-Fairbanks	L	3-5
J7	Northern Michigan*	W	3-2
J8	Northern Michigan*	L	2-3
J14	Alaska Anchorage*	L	1-2
J15	Alaska Anchorage*	L	2-4
J21	St. Cloud State*	T	5-5 OT
J22	St. Cloud State*	L	0-6
J28	Wisconsin*	L	1-4
J29	Wisconsin*	W	5-4
F4	Denver*	L	2-3
F5	Denver*	L	2-5
F11	Minnesota*	T	3-3 OT
F12	Minnesota*	L	2-7
F18	Michigan Tech*	W	4-3
F19	Michigan Tech*	W	3-2
F25	Colorado College*	L	1-5
F26	Colorado College*	T	5-5 OT
M4	Minnesota-Duluth*	W	5-3
M5	Minnesota-Duluth*	L	3-5

WCHA PLAYOFFS

M11	Wisconsin	L	1-6
M12	Wisconsin	L	2-4

* WCHA Game

1993-94 Stats	GP	G	A	P	P/M
Landon Wilson	35	18	15	33	60/147
Marty Schriener	37	11	22	33	52/129
Nick Naumenko	32	4	22	26	11/22
Dino Grillo	38	11	14	25	7/14
Brad Bombardir	38	5	17	22	15/38
Kevin McKinnon	38	13	7	20	12/24
Kevin Hoogsteen	35	8	12	20	10/20
Teeder Wynne	25	8	10	18	12/35
Darcy Mitani	34	4	12	16	23/49
Dane Litke	34	0	14	14	3/6
Sean Beswick	33	8	4	12	10/28
Chris Gotziaman	33	8	4	12	13/29
Keith Murphy	36	7	4	11	9/29
Brian Zierke	24	3	6	9	33/96
Scott Kirton	27	3	6	9	19/49
Mark Pivetz	36	2	5	7	38/95
Corey Johnson	36	3	3	6	15/33
Brett Hryniuk	24	2	3	5	18/39
Darren Bear	27	0	5	5	12/24
Jarrod Olson	28	1	3	4	12/24
Kevin Rappana	28	0	2	2	26/63
Toby Kvalevov	32	0	2	2	3/6

Akil Adams	4	0	0	0	3/14
Todd Jones	3	0	0	0	0/0
Kevin Powell	6	0	0	0	0/0
Jeff Lembke	3	0	0	0	0/0
Joby Bond	1	0	0	0	1/2
UND Totals	38	119	192	311	417/1015
Opp Totals	38	164	268	432	388/942

Goaltending

1993-94	G	GA	GAA	SV	SV%	WL-T
Toby Kvalevov	32	120	3.94	850	.876	
Jeff Lembke	3	10	4.29	63	.863	
Kevin Powell	6	19	5.07	109	.852	
Todd Jones	3	13	6.47	59	.819	
UND Totals	38	164	4.28	1081	.870	
Opp Totals	38	119	3.11	1033	.897	

UND shutouts - none.

1994-95

Overall: 18-18-3

WCHA: 14-15-3 (T-5th)

Coach: Dean Blais

Captains: Keith Murphy (C), Scott Kirton

(A), Kevin Rappana (A)

O21	Northeastern	L	3-7
O22	Northeastern	L	5-6
O29	Colorado College*	L	2-8
O30	Colorado College*	L	0-6
N4	Denver*	W	6-4
N5	Denver*	L	2-7
N11	Minnesota*	T	4-4
N12	Minnesota*	W	4-3
N18	Minnesota-Duluth*	W	6-5
N19	Minnesota-Duluth*	W	9-7
N25	St. Cloud State*	L	2-3
N26	St. Cloud State*	W	2-0
D2	Alaska Anchorage	L	4-8
D3	Alaska Anchorage	L	5-6
D9	Wisconsin*	W	3-2
D10	Wisconsin*	W	5-2
D18	Ferris State	W	8-6
D19	Ferris State	W	5-2
J6	Michigan Tech*	W	7-3
J7	Michigan Tech*	L	5-6
J13	Northern Michigan*	L	4-5
J14	Northern Michigan*	W	4-2
J20	St. Cloud State*	L	2-9
J21	St. Cloud State*	W	5-4
J27	Minnesota-Duluth*	L	4-6
J28	Minnesota-Duluth*	L	3-6
F3	Wisconsin*	L	2-4
F4	Wisconsin*	L	1-5
F10	Denver*	L	1-4
F11	Denver*	W	3-1
F17	Colorado College*	W	5-3
F18	Colorado College*	L	2-3
F24	Minnesota*	T	3-3
F25	Minnesota*	T	5-5
M3	Alaska Anchorage*	W	4-3
M4	Alaska Anchorage*	W	6-4

WCHA PLAYOFFS

M10	St. Cloud State	W	3-2
M11	St. Cloud State	W	5-2
M16	Minnesota**	L	2-3

* WCHA Game

** WCHA Final Five (St. Paul)

1994-95 Stats	GP	G	A	P	P/M
Teeder Wynne	39	22	27	49	25/58
Nick Naumenko	39	13	26	39	31/78
Darcy Mitani	39	15	14	29	18/38
Scott Kirton	37	8	20	28	27/65
Ryan Johnson	38	6	22	28	14/39
Brett Hryniuk	34	15	11	26	22/58
Kevin Hoogsteen	38	13	13	26	24/67
Landon Wilson	31	7	16	23	46/141
Bill Trew	35	10	10	20	8/16
Curtis Murphy	33	6	10	16	14/28
Sean Beswick	31	10	4	14	11/44
Mark Pivetz	39	3	11	14	15/38

Corey Johnson	37	7	6	13	13/26
Keith Murphy	35	8	4	12	8/16
Dane Litke	26	2	7	9	5/10
Tyler Rice	22	1	8	9	10/20
Matt Henderson	19	1	3	4	8/16
Kevin Rappana	36	1	3	4	39/92
Tim Stukynsky	21	0	4	4	2/4
Chad Sturrock	24	0	3	3	7/14
Brian Zierke	10	2	0	2	4/8
Mitch Vig	15	0	2	2	9/18
Jarrod Olson	22	1	0	1	8/16
Toby Kvalevov	32	0	0	0	3/6
UND Totals	39	151	224	375	371/914
Opp Totals	39	169	277	446	380/903

Goaltending

1994-95	G	GA	GAA	SV	SV%	WL-T
Toby Kvalevov	32	120	3.94	925	.885	
Kevin Powell	6	22	5.14	103	.824	
Jeff Lembke	8	25	5.75	123	.831	
UND Totals	39	169	4.32	1151	.873	
Opp Totals	39	151	3.86	1092	.883	

UND shutouts - Kvalevov 1.

YEAR-BY-YEAR RESULTS AND STATISTICS

1995-96

Overall: 19-18-1
WCHA: 16-15-1 (T-4th)
Coach: Dean Blais
Captains: Dane Litke (C), Teeder Wynne (A), Nick Naumenko (A)

O13 Northern Michigan*	W	4-3
O14 Northern Michigan*	W	5-2
O20 Boston University	L	5-8
O21 Northeastern	W	7-5
O27 Wisconsin*	L	1-3
O28 Wisconsin*	W	4-2
N3 Minnesota-Duluth*	L	3-5
N4 Minnesota-Duluth*	W	5-3
N10 St. Cloud State*	W	3-2
N11 St. Cloud State*	T	4-4
N17 Alaska Anchorage*	L	2-4
N18 Alaska Anchorage*	L	3-7
N24 Colorado College*	L	5-9
N25 Colorado College*	L	3-6
D1 Northern Michigan*	W	11-4
D2 Northern Michigan*	W	4-1
D9 Minnesota*	L	2-4
D10 Minnesota*	L	1-6
D15 Denver*	W	4-3
D16 Denver*	L	3-6
D19 Dartmouth	W	8-2
D20 Dartmouth	W	6-3
J5 St. Cloud State*	W	4-2
J6 St. Cloud State*	W	6-3
J12 Alaska Anchorage*	W	6-4
J13 Alaska Anchorage*	W	7-6
J20 Denver*	L	2-3
J21 Denver*	L	3-4
J26 Minnesota-Duluth*	L	1-3
J27 Minnesota-Duluth*	L	2-3
F2 Minnesota*	W	8-2
F3 Minnesota*	W	7-5
F9 Wisconsin*	L	3-6
F10 Wisconsin*	L	2-3
F24 Michigan Tech*	L	3-7
F25 Michigan Tech*	W	5-2

WCHA PLAYOFFS

M1 Wisconsin**	L	5-6 OT
M2 Wisconsin**	L	4-5 2OT

* WCHA Game
 ** WCHA First Round Playoffs

1995-96 Stats

GP	G	A	P	P/M	
Teeder Wynne	37	26	47	73	33/66
Ian Kallay	35	23	22	45	7/14
Darcy Mitani	33	21	21	42	16/35
Nick Naumenko	37	11	30	41	26/52
Kevin Hoogsteen	36	11	15	26	17/34
David Hoogsteen	31	10	10	20	10/20
Matt Henderson	36	9	10	19	17/34
Ryan Johnson	21	2	17	19	7/14
Curtis Murphy	38	6	12	18	25/58
Billy Trew	32	3	13	16	4/8
Dane Litke	37	2	14	16	10/20
Adam Calder	27	6	8	14	12/24
Mark Pivetz	28	5	9	14	21/42
Brian Zierke	30	6	7	13	28/67
Corey Johnson	35	4	9	13	10/28
Jay Panzer	26	3	7	10	4/16
Tom Philion	28	6	3	9	4/8
Jeff Ulmer	29	5	3	8	13/26
Kevin Rappana	35	0	7	7	33/74
Brad Williamson	34	1	3	4	12/24
Brandon Carlson	7	1	2	3	4/16
Mitch Vig	18	0	2	2	7/22
Aaron Vickar	9	0	2	2	0/0
Jesse Bull	14	1	0	1	1/2
Toby Kvalevogg	35	0	0	0	2/4
Travis Pavlat	2	0	0	0	0/0
Bench					4/8
UND Totals	38	162	273	435	323/708
Opp Totals	38	155	223	378	372/837

Goaltending

1995-96	G	GA	GAA	SV	SV%	W-L-T
Travis Pavlat	2	2	1.79	22	.917	
Toby Kvalevogg	35	123	3.91	766	.862	
Aaron Vickar	9	24	3.97	138	.852	
UND Totals	38	155	4.01	926	.861	
Opp Totals	38	162	4.19	1107	.873	

UND shutouts - none.

1996-97

NCAA CHAMPIONS WCHA CHAMPIONS

Overall: 31-10-2
WCHA: 21-10-1 (T-1st)
Coach: Dean Blais
Captains: Dane Litke (C), Kevin Hoogsteen (A), Mark Pivetz (A)

O18 Denver*	W	3-2 OT
O19 Denver*	W	6-2
O25 Michigan Tech*	W	7-3
O26 Michigan Tech*	W	4-3
N1 Northern Michigan*	W	3-2
N2 Northern Michigan*	W	5-0
N8 Minnesota*	L	2-3
N9 Minnesota*	L	6-10
N15 St. Cloud State*	L	2-5
N16 St. Cloud State*	W	5-3
N22 Alaska Anchorage*	L	2-3
N23 Alaska Anchorage*	W	5-3
N29 Minnesota-Duluth*	W	8-4
N30 Minnesota-Duluth*	W	4-3
D6 Colorado College*	T	5-5 OT
D7 Colorado College*	W	7-3
D27 Boston University	W	6-4
D28 Boston University	T	2-2 OT
J3 Western Michigan	W	6-3
J4 Western Michigan	W	5-3
J10 St. Cloud State*	L	3-5
J11 St. Cloud State*	W	6-1
J17 Wisconsin*	L	2-5
J18 Wisconsin*	W	8-6
J25 Colorado College*	W	3-0
J26 Colorado College*	L	3-8
J31 Minnesota*	W	6-4
F1 Minnesota*	W	6-2
F7 Michigan Tech*	W	4-2
F8 Michigan Tech*	W	7-2
F14 Northern Michigan*	L	1-2
F15 Northern Michigan*	W	5-3
F21 Alaska Anchorage*	W	2-0
F22 Alaska Anchorage*	W	4-0
F28 Denver*	L	3-6
M1 Denver*	L	0-5

WCHA PLAYOFFS

M7 Michigan Tech**	W	4-1
M8 Michigan Tech**	W	3-0
M14 vs. Colorado College#	W	5-1
M15 vs. Minnesota#	W	4-3 OT

NCAA PLAYOFFS

M23 vs. Cornell\$	W	6-2
M27 vs. Colorado College% W	6-2	
M29 vs. Boston University& W	6-4	

* WCHA Game
 ** WCHA First Round Playoffs
 # WCHA Final Five (St. Paul)
 \$ NCAA West Regional (Grand Rapids, Mich.)
 % Semifinal Game (Milwaukee)
 & Title Game (Milwaukee)

1996-97 Stats

GP	G	A	P	P/M	
David Hoogsteen	43	27	27	54	8/16
Jason Blake	43	19	32	51	22/44
Curtis Murphy	43	12	30	42	18/36
Jay Panzer	43	16	23	39	10/20
Ian Kallay	41	16	23	39	10/20
Kevin Hoogsteen	39	18	20	38	19/54
Adam Calder	42	10	22	32	24/48
Matt Henderson	42	14	17	31	26/71
Dane Litke	39	3	27	30	7/14

Jesse Bull	37	15	7	22	10/20
Brad Williamson	43	4	15	19	19/38
Jeff Ulmer	36	6	11	17	8/16
Peter Armbrust	40	10	6	16	9/26
Mark Pivetz	42	2	13	15	21/53
Brad DeFauw	37	7	6	13	18/39
Tyler Rice	24	6	5	11	33/107
Mitch Vig	43	1	9	10	18/44
Jason Ulmer	32	3	5	8	6/12
Tom Philion	17	1	3	4	2/4
Tim O'Connell	24	0	1	1	10/31
Toby Kvalevogg	22	0	0	0	1/2
Aaron Vickar	7	0	0	0	0/0
Joe Blake	25	0	0	0	2/4
Aaron Schweitzer	24	0	0	0	0
Bench					5/10
UND Totals	43	190	302	492	301/719
Opp Totals	43	130	204	334	365/899

Goaltending

1996-97	G	GA	GAA	SV	SV%	W-L-T
A. Schweitzer	23	45	2.31	446	.908	
T. Kvalevogg	22	61	3.23	395	.866	
Aaron Vickar	7	19	3.97	89	.824	
UND Totals	43	130	3.01	930	.885	
Opp Totals	43	190	4.41	1403	.882	

UND shutouts - Schweitzer 4, Kvalevogg 1.

1997-98

WCHA CHAMPIONS

Overall: 30-8-1
WCHA: 21-6-1 (1st)
Coach: Dean Blais
Captains: Mitch Vig (C), Curtis Murphy (A), Matt Henderson (A)

O31 Minnesota*	L	5-6
N1 Minnesota*	W	3-2
N7 Colorado College*	T	3-3
N8 Colorado College*	W	4-2
N14 Minnesota-Duluth*	W	8-0
N15 Minnesota-Duluth*	L	3-4
N21 Denver*	W	4-3
N22 Denver*	W	6-1
N25 Wisconsin*	W	6-5
D6 Wisconsin*	W	3-0
D12 St. Cloud State*	W	2-1
D13 St. Cloud State*	L	2-5
D27 vs. Cornell&	W	5-1
D28 vs. Ferris State&	W	6-3
J2 Western Michigan	W	12-5
J3 Western Michigan	W	5-1
J9 Colorado College*	W	4-1
J10 Colorado College*	W	6-1
J16 Michigan Tech*	W	6-2
J17 Michigan Tech*	W	6-3
J23 St. Cloud State*	L	2-6
J24 St. Cloud State*	W	6-2
J31 Mankato State	W	6-3
F1 Mankato State	W	8-6
F6 Alaska Anchorage*	W	4-1
F7 Alaska Anchorage*	W	6-1
F14 Minnesota*	W	4-2
F15 Minnesota*	W	5-3
F21 Denver*^	W	6-4
F22 Denver*^	W	7-3
F27 Minnesota-Duluth*	W	6-3
F28 Minnesota-Duluth*	L	0-7
M6 Wisconsin*	W	6-3
M7 Wisconsin*	L	4-6

WCHA PLAYOFFS

M13 Mankato State**	W	5-2
M14 Mankato State**	W	5-4
M20 vs. St. Cloud State#	W	4-3
M21 vs. Wisconsin#	L	2-3

NCAA PLAYOFFS

M28 Michigan\$	L	3-4
----------------	---	-----

* WCHA Game
 ^ at Cadet Ice Arena, Colorado Springs, Colo.
 ** WCHA First Round Playoffs
 & Pepsi Invitational (Grand Rapids, Mich.)
 # WCHA Final Five (Milwaukee)
 \$ NCAA West Regional (Ann Arbor, Mich.)

1997-98 Stats

GP	G	A	P	P/M	
Jason Blake	38	24	27	51	27/62
David Hoogsteen	35	20	23	43	8/16
Curtis Murphy	39	8	34	42	31/78
Jay Panzer	35	18	23	41	5/10
Matt Henderson	38	24	14	38	33/74
Jeff Panzer	37	14	23	37	9/15
Adam Calder	39	9	23	32	36/72
Brad Williamson	38	7	22	29	34/68
Jesse Bull	37	12	16	28	16/32
Jeff Ulmer	32	12	12	24	22/44
Wes Dorey	33	11	11	22	9/18
Brad DeFauw	36	9	11	20	17/34
Mitch Vig	39	4	14	18	26/60
Jason Ulmer	33	6	10	16	6/12
Lee Goren	29	3	13	16	13/26
Peter Armbrust	34	4	5	9	10/20
Trevor Hammer	35	1	8	9	9/18
Joe Blake	23	1	4	5	9/18
Mike Commodore	29	0	5	5	30/74
Tim O'Connell	31	1	3	4	10/20
Tom Philion	10	0	0	0	1/2
Aaron Schweitzer	17	0	0	0	2/4
Karl Goehring	27	0	0	0	0/0
Aaron Murphy	2	0	0	0	3/6
Bench					4/8
UND Totals	39	188	301	489	366/786
Opp Totals	39	115	180	295	414/942

Goaltending

1997-98	G	GA	GAA	SV	SV%	W-L-T
Karl Goehring	27	57	2.27	598	.913	
A. Schweitzer	16	56	4.02	351	.862	
UND Totals	39	115	2.95	949	.894	
Opp Totals	39	188	4.83	1300	.877	

UND shutouts - Goehring 1, Schweitzer 1.

1998-99

WCHA CHAMPIONS

Overall: 32-6-2
 WCHA: 24-2-2 (1st)
 Coach: Dean Blais
 Captains: Adam Calder (C), David Hoogsteen (A), Brad Williams (A)

O30 Minnesota-Duluth*	W	3-0
O31 Minnesota-Duluth*	W	4-1
N6 Clarkson	W	6-2
N7 Clarkson	W	5-1
N13 Minnesota*	T	4-4
N14 Minnesota*	W	5-3
N20 Colorado College*	L	4-5
N21 Colorado College*	W	5-4 OT
N27 St. Cloud State*	W	4-3
N28 St. Cloud State*	W	7-4
D5 Denver*^	W	6-4
D6 Denver*^	W	5-3
D11 Wisconsin*	W	6-1
D12 Wisconsin*	W	4-1
J2 Notre Dame	W	8-1
J3 Notre Dame	L	3-4
J8 Mankato State	W	5-4
J9 Mankato State	W	5-2
J15 Colorado College*	W	5-4
J16 Colorado College*	W	5-1
J22 Minnesota*	W	5-4
J23 Minnesota*	W	6-5
J29 Minnesota-Duluth*	W	4-3
J30 Minnesota-Duluth*	T	2-2
F5 Michigan Tech*	W	9-3
F6 Michigan Tech*	W	3-1
F12 Denver*	W	7-3
F13 Denver*	W	11-4
F19 Alaska Anchorage*	W	8-0
F20 Alaska Anchorage*	W	4-3
F27 Wisconsin*	L	2-4
F28 Wisconsin*	W	5-2
M5 St. Cloud State*	W	4-2
M6 St. Cloud State*	W	5-2

WCHA PLAYOFFS

M12 Mankato State**	L	2-3 OT
M13 Mankato State**	W	3-2
M14 Mankato State**	W	10-0
M19 vs. Minnesota#	W	6-2
M20 vs. Denver#	L	3-4

NCAA PLAYOFFS

M28 vs. Boston College\$	L	1-3
--------------------------	---	-----

* WCHA Game
 ^ at McNichols Arena (Denver, Colo.)
 ** WCHA First Round Playoffs
 # WCHA Final Five (Minneapolis)
 \$ NCAA West Regional (Madison, Wis.)

1998-99 Stats

GP	G	A	P	P/M	
Jason Blake	38	28	41	69	19/49
Jay Panzer	39	21	33	54	6/12
Jeff Panzer	37	21	26	47	7/14
Brad Williamson	40	10	37	47	18/36
Lee Goren	38	26	19	45	10/20
David Hoogsteen	31	11	29	40	3/6
Jeff Ulmer	38	16	20	36	23/46
Jesse Bull	38	8	23	31	8/16
Adam Calder	33	13	16	29	30/71
Brad Defauw	34	11	12	23	25/64
Trevor Hammer	39	4	18	22	13/37
Jason Ulmer	37	6	15	21	16/43
Peter Armbrust	37	6	8	14	17/42
Mike Commodore	39	5	8	13	62/154
Wes Dorey	22	4	8	12	3/6
Bryan Lundbohm	32	2	9	11	2/4
Chad Mazurak	38	2	7	9	29/66
Aaron Schneekloth	35	2	4	6	7/14
Paul Murphy	23	1	5	6	6/23
Tom Phillion	14	1	4	5	3/6
Karl Goehring	31	0	3	3	0/0
Tim O'Connell	22	0	3	3	9/29
Mike Possin	10	1	0	1	6/12

Andy Kollar	13	0	1	1	1/2
Pat Kenny	5	0	0	0	0/0
UND Totals	40	199	349	548	323/772
Opp Totals	40	104	167	271	366/923

Goaltending

1998-99

G	GA	GAA	SV	SV%	W-L-T
Karl Goehring	31	71	2.40	.754	.913 22-5-2
Andy Kollar	13	31	2.87	.236	.884 10-1-0
UND Totals	40	104	2.58	.990	.907 32-6-2
Opp Totals	40	199	4.94	1.335	.874 6-32-2

UND shutouts - Goehring 3.

1999-00

NCAA CHAMPIONS

Overall: 31-8-5
 WCHA: 17-6-5 (2nd)
 Coach: Dean Blais
 Captains: Peter Armbrust (C), Jason Ulmer (A), Lee Goren (A)

O15 Team Canada (Ex.)	W	6-1
O19 Manitoba (Ex.)	W	6-4
O22 Minnesota*	T	2-2 OT
O23 Minnesota*	W	3-2
O29 Clarkson	W	4-1
O30 Clarkson	W	6-5
N5 St. Cloud State*	W	6-0
N6 St. Cloud State*	W	4-3
N12 Alaska Anchorage*	W	7-1
N13 Alaska Anchorage*	W	3-0
N19 MSU-Mankato*	W	5-1
N20 MSU-Mankato*	L	5-6
N27 Vermont@	W	8-0
N28 New Hampshire@	L	2-6
D3 Minnesota-Duluth*	W	6-3
D4 Minnesota-Duluth*	W	5-4
D10 Denver*	W	7-3
D11 Denver*	L	2-7
D27 Miami (OH)^	W	5-2
D28 Wisconsin^^	W	3-2 OT
J7 Colorado College*	T	1-1
J8 Colorado College*	W	4-0
J14 Wisconsin*	L	2-3 OT
J15 Wisconsin*	L	5-6 OT
J21 Minnesota*	W	1-0
J22 Minnesota*	L	2-5
J28 Michigan Tech*	W	5-0
J29 Michigan Tech*	W	11-1
F4 St. Cloud State*	L	0-3
F5 St. Cloud State*	T	1-1 OT
F11 Alaska Anchorage*	W	2-1
F12 Alaska Anchorage*	W	6-3
F18 Minnesota-Duluth*	W	10-0
F19 Minnesota-Duluth*	W	4-1
F25 MSU-Mankato*	T	3-3 OT
F26 MSU-Mankato*	T	1-1 OT
M3 Bemidji State	W	9-2
M4 Bemidji State	W	6-3

WCHA PLAYOFFS

M10 Denver**	W	4-0
M11 Denver**	L	1-2
M12 Denver**	W	9-4
M17 vs. St. Cloud State#	W	7-3
M18 vs. Wisconsin#	W	5-3

NCAA PLAYOFFS

M25 vs. Niagara\$	W	4-1
A6 vs. Maine%	W	2-0
A8 vs. Boston College&	W	4-2

* WCHA Game
 @ New Hampshire Classic (Durham, N.H.)
 ^^ Badger Showdown (Milwaukee, Wis.)
 ** WCHA First Round Playoffs
 # WCHA Final Five (Minneapolis)
 \$ NCAA West Regional (Minneapolis)
 % Semifinal Game (Providence, R.I.)
 & Title Game (Providence, R.I.)

1999-00 Stats

GP	G	A	P	P/M	
Lee Goren	44	34	29	63	21/42
Jeff Panzer	44	19	44	63	8/16
Jason Ulmer	44	18	39	57	7/33
Bryan Lundbohm	44	22	22	44	7/14
Ryan Bayda	44	17	23	40	15/30
Wes Dorey	39	15	13	28	8/16
Travis Roche	42	6	22	28	26/60
Brad DeFauw	43	13	9	22	26/52
Tim Skarperud	37	11	10	21	8/16
Aaron Schneekloth	34	3	14	17	12/24
Kevin Spiewak	37	8	8	16	13/26
Jason Notermann	40	7	8	15	11/33
Chad Mazurak	25	5	10	15	11/22
Ryan Hale	40	4	11	15	10/20
Mike Commodore	38	5	7	12	59/154
Trevor Hammer	34	2	10	12	7/14
Peter Armbrust	43	1	10	11	11/33
Tim O'Connell	38	0	9	9	18/52
Chris Leinweber	36	0	8	8	8/16
Paul Murphy	15	0	7	7	2/4
Jeff Yurecko	14	2	1	3	4/8
Karl Goehring	30	0	2	2	2/4
Adrian Hasbargen	7	0	2	2	2/4
Andy Kollar	15	0	1	1	2/4
Mike Possin	7	0	0	0	4/8
Pat Kenny	4	0	0	0	0/0
Jason Endres	2	0	0	0	0/0
UND Totals	44	192	319	511	301/703
Opp Totals	44	97	153	250	280/610

Goaltending

1999-00

G	GA	GAA	SV	SV%	W-L-T
Jason Endres	2	2	1.73	.13	.867 1-0-0
Karl Goehring	30	55	1.89	.697	.927 19-6-4
Andy Kollar	15	38	2.66	.380	.909 11-2-1
UND Totals	44	97	2.18	1.090	.920 31-8-5
Opp Totals	44	192	4.31	1.453	.885 8-31-5

UND shutouts - Goehring 8, Kollar 1.

2000-01

WCHA CHAMPIONS

Overall: 29-8-9
 WCHA: 18-4-6 (1st)
 Coach: Dean Blais
 Captains: Jeff Panzer (C), Karl Goehring (A), Bryan Lundbohm (A)

O6 vs. New Hampshire@	T	2-2 OT
O7 vs. Michigan@	T	5-5 OT
O13 Maine	T	1-1 OT
O14 Maine	W	4-2
O20 Michigan Tech*	L	4-5
O21 Michigan Tech*	W	5-2
O27 MSU-Mankato*	L	2-6
O28 MSU-Mankato*	W	6-1
N3 Denver*	W	5-2
N4 Denver*	W	7-4
N10 Minnesota*	W	7-5
N11 Minnesota*	T	5-5 OT
N17 Minnesota-Duluth*	W	5-3
N18 Minnesota-Duluth*	W	5-2
N24 St. Lawrence	W	6-1
N25 St. Lawrence	W	4-2
D1 Alaska Anchorage*	W	4-2
D2 Alaska Anchorage*	W	3-0
D8 Colorado College*	L	4-6
D9 Colorado College*	W	4-3 OT
D29 vs. Boston University^	L	3-4
D30 vs. Princeton^	W	5-4
J12 Minnesota*	W	4-1
J13 Minnesota*	L	1-5
J19 MSU-Mankato*	T	3-3 OT
J20 MSU-Mankato*	W	5-1
J26 St. Cloud State*	W	4-3
J27 St. Cloud State*	W	4-3
F2 Minnesota-Duluth*	W	6-2

F3 Minnesota-Duluth*	W	4-3
F9 Wisconsin*	T	3-3 OT
F10 Wisconsin*	T	4-4 OT
F16 Denver*	T	3-3 OT
F17 Denver*	W	3-0
F23 Michigan Tech*	T	2-2
F24 Michigan Tech*	W	3-1
M2 Bemidji State	W	5-1
M3 Bemidji State	W	6-3

WCHA PLAYOFFS

M9 Minnesota-Duluth**	L	2-3
M10 Minnesota-Duluth**	W	6-2
M11 Minnesota-Duluth**	W	4-0
M16 vs. Colorado College#	W	2-1
M17 vs. St. Cloud State#	L	5-6 OT

NCAA PLAYOFFS

M24 vs. Colorado College\$	W	4-1
A5 vs. Michigan State%	W	2-0
A7 vs. Boston College&	L	2-3 OT

* WCHA Game
 @ Icebreaker Invitational (Ann Arbor, Mich.)
 ^ Badger Showdown (Milwaukee)
 ** WCHA First Round Playoffs
 # WCHA Final Five (St. Paul)
 \$ NCAA East Regional (Worcester, Mass.)
 % Semifinal Game (Albany, N.Y.)
 & Title Game (Albany, N.Y.)

2000-01 Stats

GP	G	A	P	P/M	
Jeff Panzer	46	26	55	81	14/28
Bryan Lundbohm	46	32	37	69	19/38
Ryan Bayda	46	25	34	59	24/48
Travis Roche	46	11	38	49	21/42
Wes Dorey	46	17	20	37	16/32
Jason Notermann	45	11	17	28	17/45
Kevin Spiewak	46	7	21	28	19/38
Chad Mazurak	46	7	19	26	30/68
Tim Skarperud	46	10	14	24	11/22
Aaron Schneekloth	46	6	15	21	18/36
David Lundbohm	39	9	10	19	14/28
Trevor Hammer	44	2	8	10	14/28
David Hale	44	4	5	9	37/77
Paul Murphy	32	1	7	8	3/6
Quinn Fylling	42	4	3	7	7/25
Pat O'Leary	33	4	3	7	9/29
Chris Leinweber	43	1	6	7	16/32
Tyler Palmiscno	30	3	2	5	3/6
Adrian Hasbargen	25	2	2	4	7/14
Ryan Hale	8	1	1	2	5/10
Karl Goehring	30	0	2	2	0/0
Derrick Byfluglien	6	0	1	1	1/2
Andy Kollar	19	0	0	0	1/2
Mike Possin	6	0	0	0	1/2
Nate Wright	1	0	0	0	2/4
Jeff Yurecko	15	0	0	0	8/16
UND Totals	46	183	320	503	321/686
Opp Totals	46	121	197	318	335/727

Goaltending

2000-01

G	GA	GAA	SV	SV%	W-L-T
Karl Goehring	30	66	2.38	.734	.918 16-6-6
Andy Kollar	19	50	2.66	.511	.911 13-2-3
Ryan Sofie	1	2	4.02	.7	.778 0-0-0
UND Totals	46	121	2.57	1.252	.914 29-8-9
Opp Totals	46	183	3.89	1.416	.887 8-29-9

UND shutouts - Goehring 3, Kollar 1.

YEAR-BY-YEAR RESULTS AND STATISTICS

2001-02

Overall: 16-19-2
WCHA: 11-15-2 (T-6th)
Coach: Dean Blais
Captains: Chad Mazurak (C), Ryan Bayda (A), Aaron Schneekloth (A)

S28	Manitoba (Ex.)!	W	4-1
O5	Minnesota@	L	5-7
O12	Colorado College*	W	6-2
O13	Colorado College*	W	2-0
O19	Maine	W	3-2
O20	Maine	L	1-5
O26	Wisconsin*	L	2-3
O27	Wisconsin*	W	6-4
N2	St. Cloud State*	L	4-8
N3	St. Cloud State*	L	1-6
N16	MSU, Mankato*	W	6-3
N17	MSU, Mankato*	T	2-2 OT
N30	MSU, Mankato*	L	4-6
D1	MSU, Mankato*	L	0-6
D7	Wisconsin*	L	6-7 OT
D8	Wisconsin*	L	1-3
D14	St. Lawrence	W	2-1
D15	St. Lawrence	W	5-2
D28	Michigan#	W	5-4 OT
D29	Michigan State#	W	5-4 OT
J5	Minnesota*	W	4-3
J6	Minnesota*	L	1-2
J11	Alaska Anchorage*	L	1-2
J12	Alaska Anchorage*	T	4-4 OT
J18	Colorado College*	L	5-6
J19	Colorado College*	L	1-3
J25	Michigan Tech*	W	5-1
J26	Michigan Tech*	W	5-3
F8	Minnesota*	L	4-6
F9	Minnesota*	L	3-4
F15	Michigan Tech*	W	12-2
F16	Michigan Tech*	W	4-3
F22	Minnesota-Duluth*	L	2-3
F23	Minnesota-Duluth*	W	5-3
M1	Denver*	L	3-4 OT
M2	Denver*	W	4-1

WCHA PLAYOFFS

M8 Minnesota** L 2-7
M9 Minnesota** L 3-4 OT
! Final game at old Ralph Engelstad Arena
** WCHA Game*
***WCHA First Round Playoffs*
@ U.S. Hockey Hall of Fame game; First game at new Ralph Engelstad Arena
Great Lakes Invitational (Detroit)

2001-02 Stats	GP	G	A	P	P/M
Ryan Bayda	37	19	28	47	22/52
Tim Skarperud	37	21	24	45	16/40
Brandon Bochenski	36	17	15	32	18/36
Aaron Schneekloth	35	8	21	29	8/16
David Lundbohm	31	7	16	23	7/14
Jason Notermann	37	7	15	22	13/26
Chad Mazurak	32	7	14	21	16/32
Kevin Spiewak	37	8	9	17	14/36
Ryan Hale	37	8	8	16	12/24
Andy Schneider	35	3	11	14	27/65
James Massen	34	5	8	13	9/18
Chris Fournier	28	4	9	13	11/22
Rory McMahon	36	5	6	11	15/41
David Hale	34	4	5	9	26/63
Brian Canady	36	4	4	8	23/49
Matt Jones	37	2	5	7	10/20
Nick Fuher	33	2	2	4	4/8
Tyler Palmiscno	20	2	2	4	0/0
Ryan Connelly	23	1	3	4	11/22
Derek Faul	8	0	1	1	0/0
Chris Leinweber	17	0	1	1	2/4
Jake Brandt	12	0	0	0	1/2
Brendan Connelly	6	0	0	0	1/2
Andy Kollar	19	0	0	0	1/2
UND Totals	37	134	207	341	269/598
Opp Totals	37	136	207	343	253/541

Goaltending

2001-02	G	GA	GAA	SV	SV%	WL:T
Jake Brandt	12	31	3.23	286	.902	4-4-0
Josh Siembida	12	39	3.63	306	.887	5-6-1
Andy Kollar	19	59	3.65	465	.887	7-9-1
Ryan Sofie	2	4	3.73	15	.789	0-0-0
UND Totals	37	136	3.60	1073	.890	16-19-2
Opp Totals	37	134	3.55	1089	.895	19-16-2

UND shutouts – Kollar 1.

2002-03

Overall: 26-12-5
WCHA: 14-9-5 (4th)
Coach: Dean Blais
Captains: Ryan Hale (C), David Hale (A), Kevin Spiewak (A)

O11	vs. Canisius!	W	8-0
O12	vs. Michigan!	W	5-4
O25	Niagara	W	6-4
O26	Niagara	W	5-3
N1	Princeton	W	5-2
N2	Yale	W	7-3
N8	St. Cloud State*	L	3-7
N9	St. Cloud State*	W	3-2 OT
N15	Alaska Anchorage*	W	4-2
N16	Alaska Anchorage*	W	1-0
N22	Wisconsin*	W	2-0
N23	Wisconsin*	W	3-2
N29	Minnesota State*	T	6-6 OT
N30	Minnesota State*	W	5-4
D6	St. Cloud State*	W	4-3
D7	St. Cloud State*	W	5-4
D13	Canisius	W	6-0
D14	Canisius	W	8-2
D27	Brown^	W	5-2
D28	Bemidji State^	W	4-3
J3	Colorado College*	T	4-4 OT
J4	Colorado College*	T	4-4 OT
J10	Minnesota*	W	4-2
J11	Minnesota*	L	3-6
J17	Alaska Anchorage*	W	11-2
J18	Alaska Anchorage*	W	3-0
J31	Colorado College*	L	3-5
F1	Colorado College*	L	1-4
F7	Michigan Tech*	W	8-0
F8	Michigan Tech*	L	2-5
F14	Denver*	T	3-3 OT
F15	Denver*	L	1-2
F21	Minnesota State*	L	1-2
F22	Minnesota State*	L	4-5
M1	Minnesota-Duluth*	T	3-3 OT
M2	Minnesota-Duluth*	L	2-3
M7	Wisconsin*	W	5-2
M8	Wisconsin*	W	5-0

WCHA PLAYOFFS

M14	Denver**	L	1-4
M15	Denver**	W	3-2 OT
M16	Denver**	W	3-2 OT
M20	vs. Minnesota-Duluth#	L	1-2

NCAA PLAYOFFS

M28 vs. Ferris State\$ L 2-5
** WCHA Game*
^ Icebreaker Invitational (Buffalo, N.Y.)
! Subway Holiday Classic (Grand Forks)
***WCHA First Round Playoffs*
WCHA Final Five (St. Paul)
\$ NCAA West Regional (Minneapolis)

2002-03 Stats	GP	G	A	P	P/M
Brandon Bochenski	43	35	27	62	21/42
Zach Parise	39	26	35	61	17/34
David Lundbohm	43	15	37	52	5/10
Andy Schneider	43	11	30	41	26/52
Jason Notermann	43	15	22	37	10/28
James Massen	42	15	20	35	6/12
Quinn Fylling	41	6	24	30	9/18
Kevin Spiewak	42	15	14	29	13/45
Nick Fuher	40	8	17	25	14/39
Rory McMahon	41	7	13	20	13/48

Mike Prpich	40	8	9	17	22/55
David Hale	26	2	6	8	19/49
Ryan Hale	41	3	4	7	10/31
Lee Marvin	30	1	6	7	3/6
Matt Jones	39	1	6	7	13/26
Ryan Connelly	35	0	5	5	10/28
Chris Leinweber	34	1	3	4	7/14
Matt Greene	39	0	4	4	62/135
Brian Canady	26	1	2	3	10/42
Colby Genoway	31	1	2	3	12/24
Tyler Palmiscno	14	1	1	2	3/6
Jake Brandt	24	0	2	2	1/10
Josh Siembida	19	0	1	1	0/0
Ryan Sofie	1	0	0	0	0/0
Marc Ranfranz	9	0	0	0	0/0
UND Totals	43	172	290	462	311/764
Opp Totals	43	120	182	302	333/809

Goaltending

2002-03	G	GA	GAA	SV	SV%	WL:T
Jake Brandt	23	49	2.40	419	.895	11-4-4
Josh Siembida	19	51	3.16	297	.853	12-4-0
Marc Ranfranz	9	16	2.35	133	.893	3-4-1
Ryan Sofie	1	0	0.00	8	1.000	0-0-0
UND Totals	43	120	2.74	977	.877	26-12-5
Opp Totals	43	172	3.93	1528	.887	12-26-5

UND shutouts – Brandt 4, Ranfranz 2, Siembida 1.

2003-04

WCHA CHAMPIONS

Overall: 30-8-3
WCHA: 20-5-3 (1st)
Coach: Dean Blais
Captains: Andy Schneider (C), Ryan Hale (A), David Lundbohm (A)

O4	Minnesota Duluth@	W	3-2
O17	Boston College	W	6-4
O18	Boston College	L	1-2
O31	Yale	W	8-4
N1	Yale	W	10-0
N7	Minnesota*	W	7-3
N8	Minnesota*	W	5-3
N14	St. Cloud State*	L	1-2
N15	St. Cloud State*	W	2-1
N21	Denver*	W	8-2
N22	Denver*	W	6-2
D12	Minnesota Duluth*	W	5-4
D13	Minnesota Duluth*	W	6-3
D27	Findlay	W	3-1
D28	Wayne State	W	8-2
J2	St. Cloud State*	T	4-4 OT
J3	St. Cloud State*	W	3-1
J9	Alaska Anchorage*	W	6-2
J10	Alaska Anchorage*	T	2-2 OT
J16	Michigan Tech*	W	8-4
J17	Michigan Tech*	W	4-0
J23	Minnesota*	W	4-2
J24	Minnesota*	L	1-2
J30	Denver*	W	6-1
J31	Denver*	T	1-1 OT
F6	Wisconsin*	L	3-4 OT
F7	Wisconsin*	L	2-5
F13	Colorado College*	W	5-2
F14	Colorado College*	L	1-4
F20	Minnesota State*	W	6-3
F21	Minnesota State*	W	10-1
F27	Minnesota Duluth*	W	4-1
F28	Minnesota Duluth*	W	2-1
M5	Michigan Tech*	W	5-1
M6	Michigan Tech*	W	5-1

WCHA PLAYOFFS

M12	Michigan Tech**	W	6-2
M13	Michigan Tech**	W	4-3 OT
M19	vs. Alaska Anchorage#	W	4-2
M20	vs. Minnesota#	L	4-5

NCAA PLAYOFFS

M26 vs. Holy Cross\$ W 3-0
M27 vs. Denver\$ L 0-1
@ U.S. Hockey Hall of Fame Game
** WCHA Game*
*** WCHA First Round Playoffs*
WCHA Final Five (St. Paul)
\$ NCAA West Regional (Colorado Springs, Colo.)

2003-04 Stats	GP	G	A	P	P/M
Brandon Bochenski	41	27	33	60	20/40
Zach Parise	37	23	32	55	12/24
Brady Murray	37	19	27	46	16/32
Colby Genoway	40	11	23	34	11/22
Drew Stafford	36	11	21	32	15/30
David Lundbohm	39	15	15	30	19/38
Quinn Fylling	39	12	15	27	10/20
Nick Fuher	39	10	15	25	11/22
Chris Porter	41	10	15	25	23/46
Rory McMahon	41	10	11	21	13/26
Matt Jones	41	7	14	21	20/40
Matt Greene	40	1	16	17	43/86
Mike Prpich	37	9	6	15	42/95
Ryan Hale	36	3	9	12	10/31
Andy Schneider	39	2	10	12	27/54
Robbie Bina	31	1	7	8	3/6
Matt Smaby	39	1	6	7	35/81
James Massen	20	1	5	6	0/0
Erik Fabian	12	3	2	5	2/4
Brian Canady	19	2	2	4	6/12
Tyler Palmiscno	12	2	1	3	0/0
Lee Marvin	20	2			

YEAR-BY-YEAR RESULTS AND STATISTICS

2004-05

Overall: 25-15-5

WCHA: 13-12-3 (5th)

Coch: Dave Hakstol

Captains: Matt Greene (C), Matt Jones (A),
Andy Schneider (A), Rory McMahon (A)

O2	Manitoba (Ex.)	W	8-3
O8	Maine	W	4-3 OT
O9	Maine	W	3-1
O15	Minnesota State*	T	2-2 OT
O16	Minnesota State*	W	2-1
O22	Minnesota*	W	4-2
O23	Minnesota*	L	0-6
O29	Boston College	L	3-5
O30	Northeastern	T	3-3 OT
N5	Colorado College*	L	2-3 OT
N6	Colorado College*	W	2-1
N12	Wisconsin*	L	0-1
N13	Wisconsin*	L	2-5
N19	St. Cloud State*	W	4-1
N20	St. Cloud State*	W	3-1
N26	Michigan Tech*	W	6-3
N27	Michigan Tech*	W	3-2
D3	Alaska Anchorage*	W	4-2
D4	Alaska Anchorage*	L	1-2
D10	Minnesota Duluth*	W	5-1
D11	Minnesota Duluth*	L	3-4
D17	Canisius	W	5-1
D18	Canisius	W	4-1
D19	USA Natl Jr Tm (Ex.)	L	0-3
J7	Minnesota State*	W	3-2
J8	Minnesota State*	L	3-4
J14	Colorado College*	L	1-2
J15	Colorado College*	L	0-1
J28	Bemidji State	T	3-3 OT
J29	Bemidji State	W	3-1
F4	Denver*	L	2-4
F5	Denver*	L	2-4
F18	Alaska Anchorage*	W	6-3
F19	Alaska Anchorage*	L	2-5
F26	Wisconsin*	W	4-2
F27	Wisconsin*	T	1-1 OT
M4	St. Cloud State*	T	2-2 OT
M5	St. Cloud State*	W	2-0

WCHA PLAYOFFS			
M11	Minnesota Duluth**	W	8-2
M12	Minnesota Duluth**	W	6-1
M17	vs. Wisconsin#	W	3-2
M18	vs. Denver#	L	1-2 OT
M19	vs. Minnesota#	W	4-2

NCAA PLAYOFFS			
M25	vs. Boston University\$	W	4-0
M26	vs. Boston College\$	W	6-3
A7	vs. Minnesota%	W	4-2
A9	vs. Denver&	L	1-4

* WCHA Game
** WCHA First Round Playoffs
WCHA Final Five (St. Paul)
\$ NCAA East Regional (Worcester, Mass.)
% NCAA Semifinal Game (Columbus, Ohio)
& NCAA Title Game (Columbus, Ohio)

2004-05 Stats	GP	G	A	P	P/M
Colby Genoway	44	13	31	44	19/38
Travis Zajac	45	20	19	39	8/16
Drew Stafford	42	13	25	38	17/34
Rastislav Spirko	45	16	21	37	0/0
Rory McMahon	42	14	17	31	15/55
Nick Fuher	43	7	22	29	13/37
Brady Murray	25	8	12	20	11/22
Matt Jones	45	6	11	17	33/66
Chris Porter	45	12	3	15	18/36
Erik Fabian	27	5	7	12	2/4
Quinn Fylling	45	3	9	12	16/32
Andy Schneider	42	2	8	10	29/58
Matt Greene	43	2	8	10	63/126
Robbie Bina	32	0	9	9	4/8
Mike Prpich	41	7	1	8	36/80

Brian Canady	36	4	4	8	14/28
James Massen	41	2	5	7	4/8
Rylan Kaip	22	0	4	4	10/20
Kyle Radke	25	1	2	3	8/16
Matt Smaby	44	1	2	3	35/86
Scott Foyt	10	0	2	2	0/0
Lee Marvin	23	0	1	1	7/14
Jake Brandt	2	0	0	0	0/0
P. Lamoureux	18	0	0	0	2/4
Jordan Parise	27	0	0	0	3/6
UND Totals	45	136	223	359	370/800
Opp Totals	45	103	172	275	348/731

Goaltending						
2004-05	G	GA	GAA	SV	SV%	WL:T
Jordan Parise	27	56	2.13	621	.917	17-7-3
P. Lamoureux	18	38	2.19	406	.914	7-8-2
Jake Brandt	2	4	2.40	34	.895	1-0-0
UND Totals	45	103	2.26	1061	.912	25-15-5
Opp Totals	45	136	2.99	1340	.899	15-25-5
UND shutouts - Parise 2.						

2005-06

Overall: 29-16-1
WCHA: 16-12-0 (tie-4th)
Coch: Dave Hakstol
Captains: Matt Smaby (C), Mike Prpich (A), Chris Porter (A)

O2	Manitoba (Ex.)	W	6-1
O8	vs. Miami@	W	3-0
O9	vs. Michigan State@	L	0-3
O14	Northeastern	W	6-0
O15	Northeastern	W	2-1
O21	New Hampshire	W	3-2
O22	New Hampshire	T	3-3 OT
O28	Denver*	W	3-1
O29	Denver*	L	2-7
N4	Wisconsin*	L	2-4
N5	Wisconsin*	L	1-4
N11	Minnesota Duluth*	W	5-3
N12	Minnesota Duluth*	W	7-4
N18	St. Cloud State*	L	2-3
N19	St. Cloud State*	W	3-2
D2	Michigan Tech*	W	6-1
D3	Michigan Tech*	W	8-1
D9	Minnesota*	L	3-4
D10	Minnesota*	L	3-4
D16	Bemidji State	W	2-1
D17	Bemidji State	W	5-1
D29	Harvard	L	0-1
D30	Harvard	W	3-2
J6	Alaska Anchorage*	L	3-5
J7	Alaska Anchorage*	W	5-0
J13	Minnesota*	L	1-6
J14	Minnesota*	W	4-2
J20	Minnesota State*	W	6-3
J21	Minnesota State*	W	4-2
J27	St. Cloud State*	L	1-2
J28	St. Cloud State*	L	1-2 OT
F3	Colorado College*	W	4-2
F4	Colorado College*	L	2-3
F17	Minnesota Duluth*	W	4-0
F18	Minnesota Duluth*	W	5-1
F24	Denver*	W	6-2
F25	Denver*	L	3-7
M3	Michigan Tech*	W	4-0
M4	Michigan Tech*	W	6-0

WCHA PLAYOFFS			
M10	Minnesota State**	L	2-3 OT
M11	Minnesota State**	W	4-1
M12	Minnesota State**	W	3-0
M17	vs. Wisconsin#	W	4-3
M18	vs. St. Cloud State#	W	5-3

NCAA PLAYOFFS			
M24	Michigan\$	W	5-1
M25	Holy Cross\$	W	5-2
A6	vs. Boston College%	L	5-6

@ Lefty McFadden Invitational (Dayton, Ohio)
* WCHA Game
** WCHA First Round Playoffs
WCHA Final Five (St. Paul)
\$ NCAA West Regional (Grand Forks, N.D.)
% NCAA Semifinal Game (Milwaukee, Wis.)

2005-06 Stats	GP	G	A	P	P/M
Drew Stafford	42	24	48	22/63	
Travis Zajac	46	18	29	47	10/20
T.J. Oshie	44	24	21	45	11/33
Jonathan Toews	42	22	17	39	11/22
Ryan Duncan	46	16	20	36	13/26
Rastislav Spirko	39	11	20	31	7/22
Brian Lee	44	4	23	27	22/44
Chris Porter	46	7	16	23	20/40
Matt Smaby	46	4	15	19	36/113
Taylor Chorney	44	3	15	18	23/54
Kyle Radke	44	3	12	15	39/100
Andrew Kozek	46	7	6	13	11/22
Mike Prpich	45	7	5	12	37/104
Erik Fabian	37	6	5	11	8/38
Matt Watkins	46	5	4	9	13/45
Rylan Kaip	42	3	5	8	34/76
Zach Jones	46	0	6	6	37/93
Jordan Parise	34	0	3	3	3/6
Joe Finley	43	0	3	3	33/96
Lee Marvin	13	0	1	1	3/6
Ryan Martens	2	0	0	0	0/0
Todd Alexander	3	0	0	0	0/0
Scott Foyt	7	0	0	0	4/19
P. Lamoureux	14	0	0	0	1/2
Brad Miller	15	0	0	0	1/2
UND Totals	46	164	250	414	403/1054
Opp Totals	46	109	171	280	367/904

Goaltending						
2005-06	G	GA	GAA	SV	SV%	WL:T
Jordan Parise	34	74	2.20	968	.929	24-9-1
P. Lamoureux	14	32	2.61	327	.911	5-7-0
UND Totals	46	109	2.36	1295	.922	29-16-1
Opp Totals	46	164	3.55	1219	.881	16-29-1
UND shutouts - Parise 6, Lamoureux 1.						

2006-07

Overall: 24-14-5
WCHA: 13-10-5 (3rd)
Coch: Dave Hakstol
Captains: Chris Porter (C), Erik Fabian (A), Rylan Kaip (A), Jonathan Toews (A)

O1	Manitoba (Ex.)	W	5-2
O6	Quinnipiac	W	6-1
O7	Quinnipiac	W	3-2
O13	Wisconsin*	W	3-2 OT
O14	Wisconsin*	L	0-1
O20	Maine	L	2-6
O21	Maine	L	1-3
O27	Minnesota State*	W	5-4
O28	Minnesota State*	W	8-5
N3	St. Cloud State*	W	3-1
N4	St. Cloud State*	T	2-2 OT
N17	Alaska Anchorage*	L	2-6
N18	Alaska Anchorage*	L	2-4
N24	Colorado College*	L	3-4
N25	Colorado College*	W	5-2
D1	U.S. 18s (Ex.)	W	5-4 OT
D8	Wisconsin*	L	3-4
D9	Wisconsin*	L	2-4
D15	Michigan Tech*	L	1-3
D16	Michigan Tech*	L	2-3
D29	at Dartmouth@	W	4-1
D30	vs. St. Lawrence@	W	4-2
J5	Colorado College*	L	0-1
J6	Colorado College*	W	2-1

WCHA PLAYOFFS			
M9	Minnesota State**	W	5-2
M10	Minnesota State**	W	2-1
M16	vs. St. Cloud State#	W	6-2
M17	vs. Minnesota#	L	2-3 OT

NCAA PLAYOFFS			
M24	Michigan\$	W	8-5
M25	Minnesota\$	W	3-2 OT
A5	vs. Boston College%	L	4-6

@ Ledyard National Bank Tournament (Hanover, N.H.)
* WCHA Game
** WCHA First Round Playoffs
WCHA Final Five (St. Paul)
\$ NCAA West Regional (Denver, Colo.)
% NCAA Semifinal Game (St. Louis, Mo.)

2006-07 Stats	GP	G	A	P	P/M
Ryan Duncan	43	31	26	57	17/34
T.J. Oshie	43	17	35	52	15/20
Jonathan Toews	34	18	28	46	5/10
Robbie Bina	43	10	22	32	23/46
Taylor Chorney	39	8	23	31	20/48
Chris Porter	43	13	17	30	19/38
Brian Lee	38	2	24	26	29/69
Brad Miller	41	10	14	24	11/22
Chay Genoway	43	5	14	19	17/42
Matt Watkins	38	6	11	17	10/31
Rylan Kaip	38	5	7	12	22/55
Erik Fabian	39	5	6	11	22/55
Andrew Kozek	41	5	6	11	6/12
Darcy Zajac	41	8	2	10	9/18
Ryan Martens	20	3	6	9	3/6
ChrisVandeVelde	38	3	6	9	13/37
Joe Finley	41	1	6	7	32/72
Kyle Radke	41	2	3	5	49/109
Scott Foyt	8	1	2	3	0/0
Zach Jones	42	0	3	3	28/72
Michael Fomey	16	0	2	2	5/10
P. Lamoureux	37	0	2	2	2/4
Hunter Bishop	4	0	1	1	2/4
Aaron Walski	2	0	0	0	0/0
Anthony Grieco	8	0	0	0	0/0
UND Totals	43	153	266	419	361/828
Opp Totals	43	116	186	302	342/785

Goaltending						
2006-07	G	GA	GAA	SV	SV%	WL:T
P. Lamoureux	37	88	2.42	919	.913	21-12-4
Grieco	8	22	3.49	168	.884	3-2-1
Walski	2	2	2.96	12	.857	0-0-0
UND Totals	43	116	2.65	1099	.905	24-14-5
Opp Totals	43	153	3.50	1128	.881	14-24-5
UND shutouts - Lamoureux 3.						

YEAR-BY-YEAR RESULTS AND STATISTICS

2007-08

Overall: 28-11-4

WCHA: 18-7-3 (2nd)

Coach: Dave Hakstol

Captains: Rylan Kaip (C), Ryan Duncan (A), Taylor Chorney (A)

O7	Manitoba (Ex.)	W	9-3
O13	Michigan State@	W	6-0
O19	Boston College	T	0-0 2pr.
O20	Northeastern	W	3-0
O26	Michigan Tech*	L	1-3
O27	Michigan Tech*	W	6-0
N2	Colorado College*	W	6-2
N3	Colorado College*	L	1-4
N9	Wisconsin*	L	0-4
N10	Wisconsin*	W	3-1
N23	Minnesota Duluth*	W	8-3
N24	Minnesota Duluth*	L	2-4
N30	Denver*	L	0-1
D1	Denver*	W	3-1
D7	Minnesota*	W	4-2
D8	Minnesota*	L	3-4
D28	New Hampshire	W	3-1
D29	New Hampshire	L	4-7
J4	St. Cloud State*	L	2-3
J5	St. Cloud State*	W	6-2
J11	Michigan Tech*	W	4-1
J12	Michigan Tech*	W	4-1
J18	Minnesota State*	W	2-1
J19	Minnesota State*	W	5-3
J25	Alaska Anchorage*	W	3-1
J26	Alaska Anchorage*	W	3-1
F1	Minnesota*	W	2-1 OT
F2	Minnesota*	T	1-1 OT
F15	Denver*	W	5-4
F16	Denver*	W	4-1
F23	Bemidji State	W	5-1
F24	Bemidji State	W	1-0
M1	Minnesota Duluth*	W	2-0
M2	Minnesota Duluth*	W	2-1 OT
M7	St. Cloud State*	T	1-1 OT
M8	St. Cloud State*	T	2-2 OT
WCHA PLAYOFFS			
M14	Michigan Tech**	W	4-0
M15	Michigan Tech**	L	2-3 OT
M16	Michigan Tech**	W	2-1
M21	vs. Denver#	L	1-3
M22	vs. Colorado College#	W	4-2
NCAA PLAYOFFS			
M29	Princeton\$	W	5-1
M30	Wisconsin\$	W	3-2 OT
A10	vs. Boston College%	L	1-6

@ U.S. Hockey Hall of Fame game

* WCHA Game

** WCHA First Round Playoffs

WCHA Final Five (St. Paul)

\$ NCAA Midwest Regional (Madison, Wis.)

% NCAA Semifinal Game (Denver, Colo.)

2007-08 Stats	GP	G	A	P	P/M
T.J. Oshie	42	18	27	45	19/57
Ryan Duncan	43	18	22	40	20/51
Chris VandeVelde	43	15	17	32	19/38
Chay Genoway	38	8	21	29	19/46
Robbie Bina	43	2	23	25	21/42
Taylor Chorney	43	3	21	24	12/24
Andrew Kozek	42	18	3	21	9/18
Matt Watkins	43	8	10	18	13/34
Rylan Kaip	42	8	7	15	31/81
Joe Finley	43	4	11	15	30/79
Matt Frattin	43	4	11	15	9/18
Evan Trupp	32	8	5	13	11/30
Brad Miller	31	5	5	10	7/14
Ryan Martens	36	1	9	10	3/6
Darcy Zajac	41	3	5	8	16/46
Jake Marto	28	2	6	8	2/4
Derrick LaPoint	31	2	5	7	13/34
Kyle Radke	27	1	3	4	22/63

Brad Malone	34	1	2	3	18/44
J-P Lamoureux	42	0	1	1	4/8
Aaron Walski	1	0	0	0	0/0
Michael Fomey	3	0	0	0	0/0
Brent Davidson	5	0	0	0	0/0
Zach Jones	41	0	0	0	0/0
UND Totals	43	129	214	343	319/787
Opp Totals	43	80	130	210	327/816

Goaltending

2007-08	G	GA	GAA	SV	SV%	WL-T
J-P Lamoureux	42	73	1.75	1004	.932	27-11-4
Aaron Walski	1	0	0.00	13	1.000	1-0-0
UND Totals	43	73	1.86	1017	.927	28-11-4
Opp Totals	43	129	3.00	1144	.899	11-28-4

UND shutouts – Lamoureux 6, Walski 1.

All-time Fighting Sioux Roster (Forwards & Defensemen)

NAME	#s	Years	POS	GP	G-A-PTS	PN/PM	HOMETOWN	CAPTAINS
A								
Abram, Terry A. ***	3	66-69	D	90	10-54-64	60/139	So. St. Paul, Minn.	
Alexander, Todd *	5	05-06	D	3	0-0-0	0/0	New Hope, Minn.	
Adams, Akil *	2	92-94	D	18	0-0-0	22/63	Detroit, Mich.	
Anderson, Earl O. ****	16	69-73	W	134	69-76-145	29/58	Roseau, Minn.	72-73 Capt.
Archibald, James L. ****	21,15	81-85	W	154	75-69-144	248/540	Craik, Sask.	84-85 Capt.
Armbrust, Peter ****	11	96-00	W	154	21-29-49	47/121	Edina, Minn.	99-00 Capt.
Armbruster, Joe S. **	15	56-58	W	50	17-9-26	7/22	Fort Frances, Ont.	
Arnett, Dean F.	20	77-78	W	7	1-1-2	2/4	Pilot Mound, Man.	
Arnett, Mark G.		76-77	D	10	0-0-0	1/2	Pilot Mound, Man.	
B								
Bamburak, Roger ***	8	66-69	W	91	43-24-67	18/36	Winnipeg, Man.	
Barsness, Dean A. ****	17	80-84	C	134	30-44-74	12/24	Grand Forks, N.D.	
Bartlett, Robert M. **	16	61-63	W	57	24-35-59	26/65	Edmonton, Alta.	
Bartley, Wade A. *	2	88-89	D	32	1-1-2	4/8	Dauphin, Man.	
Baron, Murray **	3	86-89	D	122	7-26-33	116/249	Kamloops, B.C.	
Baumgartner, Michael****	5	68-71	D	92	17-23-40	21/53	Roseau, Minn.	70-71 Capt.
Bayda, Ryan ***	19	99-02	W	127	61-85-146	61/130	Saskatoon, Sask.	01-02 Alt. Capt.
Bear, Darren ***	5	91-94	D	100	4-16-20	51/105	Hodgson, Man.	
Beaulieu, Marcel H. **	6	52-54	W	33	6-3-9	5/10	Emerson, Man.	
Becker, Bradley D. ****	11, 15	73-77	W	143	66-57-123	67/180	Edina, Minn.	
Beckstead, Garfield R. **	18	57-61	W	18	1-1-2	1/2	Emerson, Man.	
Began, Robert D. ***	12,17	56-59	C/D	84	12-8-20	7/14	Eveleth, Minn.	
Benson, Thomas M. ****	6	84-88	D	159	4-45-49	129/277	Victoria, B.C.	87-88 Alt. Capt.
Berezan, Perry E. **	22	83-85	C	85	51-59-110	29/61	Edmonton, Alta.	
Berge, Mark A. ***	6,3	76-78, 80-81	D	107	7-24-31	39/78	Grand Forks, N.D.	
Berry, Bradley L. ***	3	83-86	D	112	12-62-74	30/60	Bashaw, Alta.	
Beswick, Sean ***	10	92-95	F	96	22-13-35	30/90	Sparwood, B.C.	
Bina, Robbie ****	28	03-08	D	149	13-61-74	51/102	Grand Forks, N.D.	
Bishop, Hunter	19	06-07	F	4	0-1-1	2/4	Fairbanks, Alaska	
Blake, Jason ***	5	96-99	C	119	71-100-171	68/155	Moorhead, Minn.	
Blake, Joe **	28	96-98	D	48	1-4-5	10/20	Champlin, Minn.	
Bobyck, Brent M. ****	25	86-90	C	159	45-60-105	54/122	Regina, Sask.	89-90 Alt. Capt.
Bochenski, Brandon ***	7	02-04	W	120	79-75-154	58/96	Blaine, Minn.	
Bombardir, L. Bradley ****	7	90-94	D	144	19-52-71	68/144	Powell River, B.C.	92-93 Alt. Capt., 93-94 Capt.
Bond, Joby ***	28,13	90-94	F	30	1-2-3	9/26	Winnipeg, Man.	
Boone, William N. **	5	53-55	W	55	14-12-26	10/23	South Burnaby, B.C.	
Borlase, William I. **	3,20	61-64	D	37	3-5-8	18/36	Fort Frances, Ont.	
Bostrom, Raymond A. *		46-47	D	10	0-2-2	3/6	Grand Forks, N.D.	
Bowen, Jeffrey ***	9	83-87	W	94	16-14-30	38/84	E. Grand Forks, Minn.	
Bragnalo, David F. ***	15	69-72	W	96	24-57-81	14/28	Thunder Bay, Ont.	
Brandt, Gary R. **	4	66-68	D	54	5-11-16	14/28	Salol, Minn.	
Bredahl, Jeffrey A. *	27	82-84	W	21	1-4-5	5/10	Minot, N.D.	
Brennan, Daniel T. ****	20	80-84	W	155	50-75-125	113/240	Dawson Creek, B.C.	83-84 Capt.
Brickey, Michael Scott *	24	87-88	W	16	2-1-3	5/10	Port Huron, Mich.	
Brodeur, Lee R. *	26	84-85	W	13	0-2-2	3/6	Grafton, N.D.	
Brown, Thomas G. *	4	74-75	D	34	1-5-6	8/19	Prince Albert, Sask.	
Brunetta, Julian V. ***	6,5	56-59	D	77	8-20-28	31/62	Fort Frances, Ont.	58-59 Alt. Capt.
Bryduck, Walter S. *		53-54	W	1	1-1-2	1/2	Williams, Minn.	
Bull, Jesse ****	15	95-99	F	126	36-46-82	35/70	Faribault, Minn.	
Buran, Thomas R. *		47-48	W	4	0-1-1	0/0	Roseau, Minn.	
Burggraf, Mike ****	10	75-79	C	151	52-102-154	111/236	Roseau, Minn.	77-78 Alt. Capt., 78-79 Capt.
Burggraf, Frank V. ****	14	78-82	C/W	130	16-29-45	47/94	Roseau, Minn.	
Burns, Richard R. *		52-53	W	14	9-5-14	7/14	Stoneham, Mass.	
Burt, James G. **	22	90-92	D	37	1-2-3	14/28	Delta, B.C.	
Byfuglien, Derrick	6	00-01	D	6	0-1-1	1/2	Roseau, Minn.	

ALL-TIME ROSTER

NAME	#s	Years	POS	GP	G-A-PTS	PN/PM	HOMETOWN	CAPTAINS
C								
Caouette, Robert C. *	13	60-61	C	14	0-1-1	3/6	Crookston, Minn.	
Cahoon, James L. ****	10	69-73	C	121	56-92-148	35/70	Melville, Sask.	72-73 Capt.
Calder, Adam ****	25	95-99	C/W	141	38-69-107	102/215	Portage la Prairie, Man.	98-99 Capt.
Canady, Brian ****	22	02-05	W	117	11-12-23	53/131	Kenai, Alaska	
Cameron, Gregory W. ***	18	69-72	W	93	29-33-62	19/38	Souris, Man.	
Carlson, Brandon *	28	95-96	F	7	1-2-3	4/16	Anchorage, Alaska	
Carroll, Dunstan J.A. ****	9	79-83	C	156	59-60-119	48/115	Charlottetown, P.E.I.	82-83 Capt.
Casey, Terry L. ***	12	63-66	C/W	88	57-61-118	7/14	Great Falls, Mont.	65-66 Capt.
Castellano, Mike E. ***	9,3	54-57	C/W	85	32-43-75	11/22	Eveleth, Minn.	56-57 Capt.
Caulfield, Jay	29	84-85	D	1	0-0-0	0/0	Philadelphia, Penn.	
Chadwick Paul T. ****	21	77-81	W	154	30-49-79	108/259	Williams Lake, B.C.	80-81 Alt. Capt.
Charlesworth, James M. ***	8	68-71	W	87	20-29-49	18/36	Grand Forks, N.D.	
Cherski, Ben A. ****	14	51-55	W	100	131-57-188	29/66	Edmonton, Alta.	
Chigol, George F. ***	21	61-64	W	83	31-27-58	17/42	Flin Flon, Man.	
Chorney, Marcus P. ****	16	77-81	D	153	24-94-118	132/278	Thunder Bay, Ont.	79-80 Alt. Capt., 80-81 Capt.
Chorney, Taylor ***	4	05-08	D	126	14-59-73	55/126	Hastings, Minn.	07-08 Alt. Capt.
Christian, David W. **	7,13	77-79	C	78	30-40-70	18/36	Warroad, Minn.	
Christian, Edward S. ****	13	80-84	W	120	12-20-32	48/104	Warroad, Minn.	
Christian, Gordon G. ***	22	47-50	C	59	62-43-105	23/46	Warroad, Minn.	
Christensen, Rodney F. **	19	67-69	W	54	10-13-23	5/10	Intl. Falls, Minn.	
Claviter, William R. ****	18	83-87	C/W	107	14-25-39	29/58	Virginia, Minn.	
Clubbe, James R. (Rick)****	19	72-76	C/W	135	37-56-93	55/151	Toronto, Ont.	
Colborne, David M. *	20	76-77	W	14	7-11-18	28/72	Calgary, Alta.	
Cole, Wesley *	30	47-48	W	16	8-6-14	3/6	Warroad, Minn.	
Colehour, Bradley R. ***	25,21	70-73	C/W	43	3-2-5	6/12	Minneapolis, Minn.	
Colpitts, William R. **	7	59-61	W/C	61	36-54-90	9/18	Winnipeg, Man.	
Commodore, Mike ***	8	97-00	D	106	10-20-30	151/382	Ft. Saskatchewan, Alta.	
Connelly, Brendan *	13	01-02	W	6	0-0-0	1/2	White Bear Lake, Minn.	
Connelly, Ryan **	17	01-03	W	58	1-8-9	21/50	White Bear Lake, Minn.	
Cox, Bradford D. ****	4	76-80	D	156	21-102-123	67/158	Lethbridge, Alta.	
Cross, C. Kelly ***	9	70-73	W/C	78	17-30-47	5/10	Flin Flon, Man.	
Crough, Donald E. *	5	57-58	D	31	2-9-12	17/42	St. Albert, Alta.	
Cruise, James R. *	14	72-74	C	39	4-11-15	6/12	Dauphin, Man.	
Culbertson, Jerome B. ***	19	54-57	D	83	8-22-30	45/117	Duluth, Minn.	
D								
Dachyshyn, Dean C. ****	18	79-83	W	125	31-35-66	135/289	Devon, Alta.	82-83 Capt.
Davidson, Brent *	15	07	F	5	0-0-0	2/4	Morden, Man.	
Davidson, Lee A. ****	14	86-90	C	167	80-122-202	115/265	Winnipeg, Man.	89-90 Capt.
Davidson, Roy ***	6	63-66	D	85	16-32-48	75/161	Winnipeg, Man.	65-66 Alt. Capt.
DeFauw, Brad ****	24,20	96-00	W	150	40-38-78	86/189	Apple Valley, Minn.	
Delure, Joseph D. ****	22,16	73-77	W	111	38-51-89	36/88	Calgary, Alta.	
Dennis, Terrence A. **	10	73-75	C	68	18-25-43	29/98	Vancouver, B.C.	
DePiero, Brian D. ***	14	69-72	C	98	42-52-96	14/28	Thunder Bay, Ont.	70-71 Capt., 71-72 Capt.
DePiero, Robert W. ****	7	73-77	C/D	138	38-66-104	55/113	Thunder Bay, Ont.	75-76 Capt., 76-77 Capt.
Dickinson, George H. ***	12,24	48-51	W	61	32-45-77	20/40	Warroad, Minn.	
DiFuria, Carmelo R. (Dan)		51-52	D	5	0-0-0	4/16	Stoneham, Mass.	
Dixon, James E. **	16	63-65	W	38	6-6-12	2/4	Winnipeg, Man.	
Dobson, Larry ***	15	66-69	W	90	24-36-60	18/44	Flin Flon, Man.	
Donnelly, David M. **	16	81-83	W	72	28-31-59	61/144	Edmonton, Alta.	
Donovan, John W. *	24	46-47	D	12	1-1-2	1/2	St. Paul, Minn.	
Dorey, Wes ****	20	97-01	W	140	47-52-99	36/72	Edmonton, Alta.	
Dorsher, Robert P. ***	16	46-51	D	47	9-8-17	20/40	Grand Forks, N.D.	
Doyle, James W. *	29	47-48	W	11	1-2-3	1/2	Thief River Falls, Minn.	
Drader, Daryl E. ****	22,15	72-76	D	119	16-42-58	36/88	Estevan, Sask.	74-75 Capt., 75-76 Capt.
Drader, Larry D. ***	25	72-75	W/C	96	34-40-74	32/72	Estevan, Sask.	73-74 Capt., 74-75 Capt.
Dub, Scott L. ***	19	84-88	W	151	37-34-71	124/263	Pisek, N.D.	87-88 Alt. Capt.
Duberman, Justin C. ****	20	88-92	W	159	49-56-105	108/255	Highland Park, Ill.	
Duncan, Robert R. ***	11	68-71	C/W	88	32-44-76	68/160	Calgary, Alta.	
Duncan, Ryan ***	16	05-	W	132	65-68-133	50/111	Calgary, Alta.	07-08 Alt. Capt.
Dunn, Hugh T. (Tom) **	18	66-68	C	48	13-15-28	9/18	Fort St. John, B.C.	
Dunn, Travis G. **	20	78-80	D	62	0-13-13	26/52	Winnipeg, Man.	

NAME	#s	Years	POS	GP	G-A-PTS	PN/PM	HOMETOWN	CAPTAINS
Dunsworth, Robert A. ***	10	51-54	D	72	8-22-30	23/54	Edmonton, Alta.	
Durgin, Darryl E. *	5	55-56	W	10	1-4-5	0/0	Thief River Falls, Minn.	
Dyda, Ernest J. **	14	61-63	W/C	58	25-30-55	7/14	Norquay, Sask.	61-62 Alt. Capt.
Dwyer, Jim		46-47		1	0-0-0	0/0		
E								
Eades, Cary M. ****	22	78-82	W	144	85-79-164	111/228	Burnaby, B.C.	81-82 Capt.
Eisenhut, Neil R. ****	8	87-91	W	148	65-83-148	37/90	Osoyoos, B.C.	
Elliott, J. Gaylord **	9	50-53	W	16	0-0-2	3/6	Minneapolis, Minn.	
Evans, F. Granger **	19,6	61-64	W/D	46	9-10-19	9/21	Rose Valley Sask.	
Evans, Thomas J. **	21	73-75	W/D	70	22-24-46	21/42	Detroit Lakes, Minn.	
F								
Fabian, Erik ****	21	03-07	F	115	19-20-39	34/101	Roseau, Minn.	06-07 Alt. Capt.
Faul, Derek *	21	02-	W	8	0-1-1	0/0	Spy Hill, Sask.	
Fester, Glen R. ***	19	80-83	D	82	1-20-21	29/58	Vernon, B.C.	
Finley, Joe ***	2	05-	D	127	5-20-25	95/247	Edina, Minn.	
Flannery, James		46-47	W	2	1-1-2	0/0	Jamestown, N.D.	
Fischer, Steven M. *	2	73-74	D	18	1-0-1	1/2	St. Paul, Minn.	
Forney, Michael **	18	06-08	F	19	0-2-2	6/12	Thief River Falls, Minn.	
Forst, Rick D. ***	13	84-88	W	90	14-11-25	32/64	Esterhazy, Sask	
Fossand, Darryn G. ***	27,5	89-91	D	91	4-12-16	22/44	Bemidji, Minn.	
Fournier, Chris *	9	02-	W	28	4-9-13	11/22	Anchorage, Alaska	
Foyt, Scott ****	4,25	03-07	F/D	27	1-4-5	4/19	Blaine, Minn.	
Frattin, Matt *	21	07-	F	43	4-11-15	9/18	Edmonton, Alta.	
Fuher, Nick ****	8	02-05	D	155	27-56-83	42/106	Grand Forks, N.D.	
Furlong, Michael P. ***	11	65-68	W/D	88	17-22-39	47/84	Dryden, Ont.	67-68 Capt.
Fylling, Quinn ****	9	00-01, 02-05	F	167	25-51-76	42/95	Minot, N.D.	
G								
Gasparini, John F. ***	10	65-68	C	88	12-37-49	40/80	Fort Frances, Ont.	67-68 Capt.
Gasparini, Steven	22,11	72-73	W	23	4-5-9	7/14	Fort Frances, Ont.	
Gawley, David A. **	20	73-75	W	69	11-14-25	11/22	Regina, Sask.	
Gazley, Peter J.	5	58-59	D	10	0-1-4	6/15	Red Deer Alta.	
Geatz, Ronald L. ***	2	53-56	W/C	70	25-22-47	16/35	Grand Forks, N.D.	
Geldart, Greg B.	9	88-89		1	0-0-0	0/0	Edmonton, Alta.	
Genoway, Chay **	5	06-	D/F	81	18-49-57	36/88	Morden, Man.	
Genoway, Colby ***	29	02-05	F	115	25-56-81	42/84	Morden, Man.	
Geving, David F. **	2	74-76	D	77	15-47-62	45/90	Minneapolis, Minn.	
Gibb, Kenneth R. ****	18,6	71-75	D/W	117	12-28-40	56/116	Stratford, Ont.	74-75 Capt.
Gibbs, Mac J.	16	55-56	D	4	0-1-1	0/0	Norwood, Man.	
Gliniany, James F. ***	25	75-78	C	97	10-14-24	6/12	Minneapolis, Minn.	
Goddard, Thomas F. ****	8	73-77	W	141	40-59-99	44/102	Thief River Falls, Minn.	76-77 Alt. Capt.
Goodacre, George E. ***	2	60-63	D	66	7-36-43	42/92	Red Deer, Alta.	62-63 Alt. Capt.
Goodman, Roger W. ***	5	51-54	D	72	9-23-32	13/29	Winnipeg, Man.	
Goren, Lee ***	4	97-00	W	111	66-61-127	44/88	Winnipeg, Man.	99-00 Alt. Capt.
Gotziaman, Chris ****	16	90-94	F	146	38-28-66	75/152	Roseau, Minn.	92-93 Alt. Capt., 93-94 Alt. Capt.
Graham, Archie W. *		46-47	C	12	0-1-1	2/4	Grand Forks, N.D.	
Gratton, George G.***	1	58-61	G/W	71	1-0-1	2/4	Toronto, Ont.	
Gray, John A. ***	4	59-62	D	86	12-10-22	14/28	Winnipeg, Man.	60-61 Capt., 61-62 Capt.
Greene, Matt***	2	02-05	D	122	3-28-31	168/347	Grand Ledge, Mich.	04-05 Capt.
Gregg, J. Warren **	1	60-62	G	8	0-0-0	2/4	Winnipeg, Man.	
Grillo, Dino **	22	92-94	F	66	18-18-36	14/28	Warroad, Minn.	
Grina, Robert D. **	37	46-49		35	25-16-41	2/4	Grand Forks, N.D.	
Gurba, Wayne **	9	62-64	W/C	57	27-31-58	19/41	Flin Flon, Man.	
H								
Hagness, Duane J. *	29	46-47	W	13	8-5-13	4/13	Grand Forks, N.D.	
Hakstol, David D. ***	2	89-92	D	107	10-36-46	77/191	Warburg, Alta.	90-91 Capt., 91-92 Capt.
Hale, David ***	4	00-03	D	104	10-16-26	82/189	Colorado Springs, Colo.	02-03 Alt. Capt.
Hale, Ryan ****	25	99-04	F	162	19-33-52	47/116	Colorado Springs, Colo.	02-03 Capt., 03-04 Alt. Capt.
Haley, Bernard J. ****	19	58-61	W	80	16-23-39	20/63	Edmonton, Alta.	
Hammer, Trevor ****	3	97-01	D	152	9-44-53	43/97	Roseau, Minn.	
Hangleben, Alan W. ***	5	71-74	D/W	106	37-55-92	88/182	Warroad, Minn.	73-74 Capt.
Hankerson, Kenneth L. *	6	66-68	D	21	1-2-3	4/8	Grand Forks, N.D.	
Hannesson, James H. ***	8	54-57	W	73	22-40-62	32/78	St. Boniface, Man.	

ALL-TIME ROSTER

NAME	#s	Years	POS	GP	G-A-PTS	PN/PM	HOMETOWN	CAPTAINS
Hanson, John A. *	7	88-89	C	23	2-4-6	9/18	Eagan, Minn.	
Harris, Robert M. *	18	56-57	W	6	2-0-2	2/4	St. Etienne/Luzon, Que.	
Hasbargen, Adrian **	14	99-01	F/D	32	2-4-6	9/18	Warroad, Minn.	
Hausauer, Albert R. *	15	46-47	D	10	1-1-2	4/8	Jamestown, N.D.	
Healey James L. *		46-47	W	12	4-6-10	7/14	Grand Forks, N.D.	
Healey, John E. *	26	46-47	C	13	10-5-15	6/12	Grand Forks, N.D.	
Hegraness, Robert *	5	46-47	W	13	2-2-4	3/6	Grand Forks, N.D.	
Helgeland, Robert E. *	5,21	55-57	D/W	41	2-3-5	12/27	Thief River Falls, Minn.	
Henderson, Matt ****	22	94-98	W/C	135	48-44-92	84/195	White Bear Lake, Minn.	97-98 Alt. Capt.
Henry, Alan J. ****	4	69-73	D	132	16-47-63	130/274	Falconbridge, Ont.	72-73 Capt.
Herter, Jason D. ***	5	88-91	D	118	30-89-119	77/154	Halford, Sask.	
Hextall, Dennis H. **	9	64-66	W/C	63	36-65-101	27/63	Poplar Point, Man.	65-66 Alt. Capt.
Himmelright, William C. ****	9	75-79	D	152	28-121-149	105/218	Bemidji, Minn.	77-78 Alt. Capt., 78-79 Capt.
Hoogsteen, David ****	18	95-99	W	140	68-89-157	29/58	Thunder Bay, Ont.	98-99 Alt. Capt.
Hoogsteen, Kevin ****	8	93-97	F	148	50-60-110	70/175	Thunder Bay, Ont.	96-97 Alt. Capt.
Howard, Tarek	16	83-87	D	112	4-24-28	47/97	Olds, Alta.	
Howe, Corey **	8	91-93	D	65	2-10-12	43/92	Roseau, Minn.	
Hrkac, Anthony J. **	21,7	84-85, 86-87	C	84	64-106-170	29/64	Thunder Bay, Ont.	
Hryniuk, Brett ****	21	91-95	F	134	26-21-47	66/153	Calgary, Alta.	
Hudson, David ***	16,9	67-70	C/D	92	40-33-73	21/50	St. Thomas, Ont.	69-70 Capt.
Huglen, Mark E. *	19	83-84	W	29	1-7-8	5/10	Roseau, Minn.	
Huot, Raymond E.	10	51-54	W	92	47-63-110	53/113	St. Boniface, Man.	
I								
Iannone, Thomas J.	17	64-66	W	62	27-28-55	11/22	Flin Flon, Man.	
J								
Jackson, Dane ***	24	89-92	W	120	55-39-94	90/216	Castlegar, B.C.	91-92 Alt. Capt.
Jackson, Donald Bruce*	8	65-66	W	21	1-3-4	2/4	Winnipeg, Man.	
Janaway, David***	20	64-67	W	90	25-30-55	24/48	Portage LaPrairie, Man.	66-67 Alt. Capt.
Jeffries, Mark R. *	11	71-72	W	13	0-0-1	3/6	Hopkins, Minn.	
Jensen, Chris B. ****	14	82-86	W	131	77-95-172	123/261	Salmon Arm, B.C.	
Jensen, Waldon A. *	7	50-51	W	4	0-0-0	1/2	Grand Forks, N.D.	
Jerome, Arthur	13	60-61	W	21	1-5-6	4/8	Devils Lake, N.D.	
Johannson, Kenneth J. ***		50-53	C	71	54-85-139	18/55	Edmonton, Alta.	51-52 Capt., 52-53 Capt.
Johnson, Chad L. ***	14	90-93	F	95	6-16-22	52/118	Grand Forks, N.D.	
Johnson, Corey ****	24	92-96	F	139	14-23-37	47/105	Thunder Bay, Ont.	
Johnson, Dennis W. ***	20	70-73	W	82	23-37-60	20/40	Grand Forks, N.D.	
Johnson, Gregory ****	9	89-93	C	155	74-198-272	29/74	Thunder Bay, Ont.	91-92 Capt., 92-93 Capt.
Johnson, John E. *		46-47	W	12	1-0-1	6/18	Grand Forks, N.D.	
Johnson, Mark		84-85	D	1	0-0-0	1/2	Toronto, Ont.	
Johnson, Robert N. *	3	50-51	W	24	15-5-20	9/21	Minneapolis, Minn.	
Johnson, Milton E. (Prince) **	31	47-50	W	39	49-21-70	15/30	Webster, S.D.	
Johnson, Ross **	23	88-90	W	72	11-16-27	17/34	Rochester, Minn.	
Johnson, Russel L. (Buzz) **	21	47-50	C/W	38	35-31-66	23/51	Webster, S.D.	
Johnson, Ryan *	25,9	94-96	C/W	59	8-39-47	21/53	Thunder Bay, Ont.	
Johnson, Steven S. ****	17,7	84-88	W/C	153	70-121-191	48/99	Grand Forks, N.D.	87-88 Capt.
Johnston, Douglas W. ***	20,7	67-70	W	81	26-24-50	61/133	Harriston, Ont.	
Jones, Matt ****	3	02-05	D	162	16-36-52	76/152	Lisle, Ill.	04-05 Alt. Capt.
Jones, Zach ***	6	05-	D	129	0-9-9	81/205	Lisle, Ill.	
Joyce, Robert T. ***	20	84-87	W	127	101-81-182	46/92	Winnipeg, Man.	86-87 Capt.
K								
Kaip, Rylan ****	17	04-08	F	144	16-23-39	97/232	Radville, Sask.	06-07 Alt. Capt., 07-08 Capt.
Kaiser, Gary E. *	23	86-87	D	9	0-1-1	9/18	Fargo, N.D.	
Kallay, Ian **	10	95-97	W	76	39-45-84	17/34	Whitecourt, Alta.	
Kartio, David L. ***	7	66-69	W	91	58-36-94	14/31	Sault Ste. Marie, Ont.	
Kath, David *		74-75	C	9	2-0-2	2/4	Roseville, Minn.	
Kell, Gerald B. **	8	63-65	W/C	58	38-42-80	22/56	N. Kildonan, Man.	64-65 Alt. Capt.
Kenny, Pat*	22	98-00	W	9	0-0-0	0/0	Edmonton, Alta.	
Kidd, Ian **	4	85-87	D	84	19-63-82	60/123	Gresham, Ore.	85-86 Alt. Capt., 86-87 Alt. Capt.
Killian, William J. *		46-47	W	13	1-1-2	1/2	Seattle, Wash.	
King, Ronald W. ***	14,19	57-60	W	94	23-31-54	33/74	Fort Frances, Ont.	
Kirton, Scott ****	19	91-95	F	131	20-48-68	105/282	Elmvale, Ont.	94-95 Alt. Capt.

NAME	#s	Years	POS	GP	G-A-PTS	PN/PM	HOMETOWN	CAPTAINS
Kleven, Scott P. *	23	70-72	W	10	1-0-1	0/0	Red Lake Falls, Minn.	
Klotz, Glen M. ****	21	82-86	W	140	18-87-105	60/126	Edmonton, Alta.	85-86 Capt.
Knauf, James M. *	22	55-56	C/W	22	1-0-1	6/20	Grand Forks, N.D.	
Knauf, John *		56-57	W	8	0-0-0	1/2	Grand Forks, N.D.	
Koberinski, Scott ****	15	85-89	C	160	48-88-136	57/122	N. Battleford, Sask.	88-89 Alt. Capt.
Kochevar, Robert W. *	4	55-56	C	20	3-3-6	1/2	Eveleth, Minn.	
Kompon, Joey T. **	23	73-75	W	65	13-25-38	17/42	Thunder Bay, Ont.	
Kozek, Andrew ***	10	05-	W	129	30-15-45	26/52	Sicamous, B.C.	
Krampotich, Mickey ****	8	83-87	C/W	155	64-72-136	29/58	Hibbing, Minn.	85-86 Alt. Capt., 86-87 Alt. Capt.
Krumholz, Robert E. ****	25	47-52	W	79	47-42-89	31/76	Hallock, Minn.	50-51 Capt.
Kryworuchka, Paul *	15	77-78	W	36	5-9-14	15/30	Prince Albert, Sask.	
L								
Lafond, Jerry W. ***	4	64-67	D	90	13-35-48	15/46	Dawson Creek, B.C.	66-67 Alt. Capt.
LaFrance, Guy E. ***	8	57-60	C/D	93	33-60-93	37/93	Fort Frances, Ont.	59-60 Capt.
LaMoine, Michael ****	27	85-89	D	140	8-40-48	65/131	Grand Forks, N.D.	
LaPoint, Derrick *	3	07-	D	31	2-5-7	13/34	Eau Claire, Wis.	
Lamoureux, Roger B. ****	17	73-77	C/W	144	48-85-133	67/134	Calgary, Alta.	76-77 Alt. Capt.
Lanigan, Lowell P. *	24	68-69	D	26	0-7-7	11/22	Regina, Sask.	
Langlie, Kent	6	72-73	D	6	0-1-1	4/8	Roseau, Minn.	
Larson, Bartley W. ***	18	58-61	W	85	12-17-29	15/46	Minneapolis, Minn.	
Larson, Jonathan ****	4	89-93	D	94	3-10-13	25/58	Roseau, Minn.	
Law, Robert J. **	7	71-73	W	68	13-20-33	12/24	Fort Frances, Ont.	
Lawson, Robert R. *	3	72-73	D	34	5-12-17	15/38	Taconite, Minn.	
Lee, Brian **	22	05-07	D	82	6-47-53	51/113	Moorhead, Minn.	
Leigh, James A. *	20	46-47	W	13	2-2-4	1/2	Grand Forks, N.D.	
Leinweber, Chris ****	24,5	99-03	D	130	2-18-20	33/66	Calgary, Alta.	
Lillo, Robert K. ***	19	64-67	W	83	19-28-47	9/18	Roseau, Minn.	
Litke, Dane ****	4	93-97	D	136	7-62-69	25/50	Beausejour, Man.	95-96 Capt., 96-97 CAPT.
Loven, Tim D. ***	23	82-85	D	80	1-18-19	13/26	Grand Forks, N.D.	
Ludwig, Craig L. ***	2	79-82	D	114	10-42-52	71/150	Eagle River, Wis.	
Lund, Durwood J. ***	9,22	50-53	W	63	36-33-69	11/22	Thief River Falls, Minn.	
Lundbohm, Bryan ***	10	98-01	W	122	56-68-124	28/56	Roseau, Minn.	00-01 Alt. Capt.
Lundbohm, David ****	5	00-04	F	152	46-78-124	45/90	Roseau, Minn.	03-04 Alt. Capt.
Lundbohm, Michael C. ****	19	69-72	C	72	9-7-16	4/8	Roseau, Minn.	
Lundby, Michael J. ***	28,2	70-73	D/W	81	12-29-41	16/35	Grand Forks, N.D.	
Lyndon, Ralph G. ***	4	57-60	D	74	11-26-37	48/99	Winnipeg, Man.	
Lyons, Gary J. **	17	66-68	W	49	3-9-32	14/31	Baudette, Minn.	
M								
MacKenzie, Peter W. ***	18	64-67	D	92	3-18-21	20/40	Winnipeg, Man.	
Magnuson, Troy W. ***	16,15	79-82	W	65	10-10-20	15/33	Chanhassen, Minn.	
Malone, Brad *	22	07-	F	34	1-2-3	18/44	Miramichi, N.B.	
Marek, Zdenek (Stan) *	5	50-51	C	24	15-19-34	7/22	Prostejor, Czech.	
Marks, John ***	2	67-70	D	92	14-46-60	44/88	Winnipeg, Man.	69-70 Capt.
Martens, Erwin W. ****	21,17	76-80	W	151	49-50-99	56/110	Cartwright, Man.	79-80 Alt. Capt.
Martens, Ryan ***	8	05-	W	58	4-15-19	6/12	Selkirk, Man.	
Marto, Jake *	25	07-	D	28	2-6-8	2/4	Grand Forks, N.D.	
Marvin, Calvin D. ***	20	47-50	D	55	0-10-10	16/32	Warroad, Minn.	
Marvin, Conway A. **	6	78-80	D	40	0-8-8	16/32	Warroad, Minn.	
Marvin, David L. ****	13,9	87-91	D	159	12-65-77	75/116	Warroad, Minn.	
Marvin, Lee ***	23,13	02-06	F/D	86	3-8-11	16/32	Warroad, Minn.	
Marvin, Randolph Scott ****	3	73-78	D	121	5-18-23	135/302	Warroad, Minn.	75-76 Capt., 77-78 Capt.
Massen, James ****	20	02-05	F	137	23-38-61	19/38	Bismarck, N.D.	
Matheson, Jack W. **	10	61-63	W	54	14-16-30	27/57	Brandon, Man.	
Mathews, John	21	67-68	W	4	0-1-1	0/0	Winnipeg, Man.	
Maxwell, Kevin P. *	7	78-79	D	42	31-51-82	35/79	Chilliwack, B.C.	
Maxwell, Randy B. *		82-83	C	26	4-5-9	5/10	Chilliwack, B.C.	
May, Robert Howley **	2	49-51	D	47	2-3-5	29/58	Sprague, Man.	50-51 Capt.
Mazur, David A. **	11	63-65	W/C	58	21-39-60	14/28	Dauphin, Man.	64-65 Alt. Capt.
Mazurak, Chad ****	27	98-02	D	141	21-50-71	86/188	Regina, Sask.	01-02 Capt.
McCormick, Robert (Mike) **	16	87-99	D	60	5-4-9	23/50	Lynnwood, Wash.	
McFarlane, Shane D. ***	26	87-90	C	81	4-7-11	14/28	Warroad, Minn.	

ALL-TIME ROSTER


NAME	#s	Years	POS	GP	G-A-PTS	PN/PM	HOMETOWN	CAPTAINS
McKinnon, Daniel D. ***	32	47-50	D	61	7-8-15	25/53	Williams, Minn.	
McKinnon, Kevin ****	28,25	89-90, 91-94	F	118	36-33-69	38/84	Carman, Man.	93-94 Alt. Capt.
McKinnon, Paul N. **	27	47-50	D	37	9-7-16	19/38	Williams, Minn.	
McLean, Alan S. **	7	61-63	C/W	58	37-53-90	25/72	New Westminster, B.C.	
McLean, Jeffrey A. ****	20,10	87-88, 89-92	W	163	56-88-144	55/118	Port Moody, B.C.	
McMahon, Rory ****	10	02-05	C	160	36-47-83	56/170	Perdue, Sask.	04-05 Alt. Capt.
Medved, Charles James ***	15	47-50	C	41	45-50-95	15/30	Crookston, Minn.	49-50 Capt.
Meeck, Harlen D.	10	55-56	W	22	0-1-1	1/10	Warroad, Minn.	
Merrifield, David W. ***	8	60-63	C	76	45-59-104	28/72	Thunder Bay, Ont.	
Merrifield, Leslie S. ***	12	57-60	W	93	24-41-65	40/109	Thunder Bay, Ont.	
Meuwissen, James **	2	82-84	D	30	2-8-10	11/22	Minneapolis, Minn.	
Mihulka, Rob V. ****	18	75-79	D/W	152	40-62-102	53/106	Grafton, N.D.	
Miller, Arthur C. ***	9	57-60	W	93	65-52-117	28/64	Moose Jaw, Sask.	59-60 Alt. Capt.
Miller, Brad ***	14	05-	W	87	15-19-34	19/38	Alpharetta, Ga.	
Miller, Gerald M. ****	18,17	69-73	W	129	46-42-88	62/151	Moose Jaw, Sask.	
Mishler, Timothy D. *	22	82-83	W	18	4-4-8	0/0	E. Grand Forks, Minn.	
Mitani, Darcy ****	20	92-96	F	140	55-57-112	78/162	Dryden, Ont.	
Morelli, Matthew P. ****	21	87-91	W	74	7-3-10	6/12	Minot, N.D.	
Morelli, Reginald P. ***	18,16	57-60	C	85	60-72-132	13/34	Hamilton, Ont.	
Morgan, Frank J. *		51-52	W	23	1-1-2	6/12	West Haven, Conn.	
Morken, Carl H. *		50-51	D	10	0-0-0	2/4	Grand Forks, N.D.	
Morrison, John	8	56-57	D	6	0-0-0	2/4	Selkirk, Man.	
Mowris, Robert E. *		46-47	W	13	0-1-1	1/2	Thief River Falls, Minn.	
Munro, Robert D. ***	9	66-69	C	81	38-71-109	23/56	Geraldton, Ont.	68-69 Capt.
Murphy, Aaron	14	97-98	W	2	0-0-0	3/6	Grand Rapids, Minn.	
Murphy, Curtis ****	2	94-98	D	153	32-86-118	88/196	Kerrobert, Sask.	97-98 Alt. Capt.
Murphy, Keith ***	18	92-95	F	109	20-10-30	24/59	Kerrobert, Sask.	94-95 Capt.
Murphy, Paul***	28	98-01	D	70	2-19-21	11/33	Manvel, N.D.	
Murray, Bob*		48-50	D	31	0-1-1	1/2		48-49 Capt.
Murray, Brady**	14	03-05	F	62	27-39-66	27/54	Brandon, Man.	
Murray, Troy N. **	7	80-82	C	80	55-74-129	45/90	St. Albert, Alta.	
Myers, Barry G. *		54-55	D	10	1-2-3	6/12	Winnipeg, Man.	
Myers, Rick J. ****	24	75-80	W	126	45-61-106	25/51	E. Grand Forks, Minn.	
Myhre, John	20	75-76	D	7	0-1-1	0/0	Minneapolis, Minn.	
N								
Nakonechny, Perry S. ****	10	83-87	W	144	27-38-65	54/108	Dauphin, Man.	
Naumenko, Nick ****	6	92-96	D	146	38-102-140	81/178	Chicago, Ill.	95-96 Alt. Capt.
Neitzke, Michael A. ***	23	75-80	W	74	15-15-30	17/34	Detroit Lakes, Minn.	
Nelson, James M. ***	3	68-71	G	47	0-0-0	2/4	Roseau, Minn.	
Ness, Jay **	24,4	82-85	D	19	0-0-0	4/8	Roseau, Minn.	
Noah, John M. ****	19,25	47-51	D/C	67	29-44-73	15/30	Crookston, Minn.	
Nieland, Scott M. *	5	75-76	D	32	2-10-12	11/22	Edina, Minn.	
Norby, Jeffrey	5	76-77	D	17	1-3-4	4/8	Detroit Lakes, Minn.	
Nord, Orval W. (Ossie) *	23	46-47	W	12	2-2-4	0/0	Detroit Lakes, Minn.	
Norman, Todd B. **	24	84-86	W	61	14-7-21	35/78	St. Paul, Minn.	
Notermann, Jason ****	26	99-03	F	165	40-62-102	51/132	Rochester, Minn.	
Novak, John B. **	3	51-54	D	47	5-21-26	30/63	Winnipeg, Man.	
O								
OConnell, Tim ****	6	96-00	D	115	1-16-17	47/132	Grand Forks, N.D.	
Ogden, Terry L. ***	5	65-68	D	82	4-24-28	27/57	Fort Frances, Ont.	67-68 Capt.
OKeefe, Timothy J. ***	6	68-71	D/C	75	4-12-16	7/14	Grand Forks, N.D.	
OLeary, Pat *	11	00-01	F	33	4-3-7	9/29	Fargo, N.D.	
Olson, Arley W. *	23	80-81	D	28	1-1-2	5/10	Eatonia, Sask.	
Olson, Jarrod ***	26	91-95	D	82	4-7-10	27/54	Minot, N.D.	
Oshie, T.J. ***	7	05-08	F	129	59-83-142	45/120	Warroad, Minn.	
Oxholm, Lars *	3	91-93	D	37	1-7-8	30/68	Herning, Denmark	
P								
Palmiscno, Anthony	23	72-74	W	15	3-2-5	2/4	Grand Forks, N.D.	
Palmiscno, Steven J. ***	26	80-84	W	85	20-32-52	18/36	Grand Forks, N.D.	
Palmiscno, Tyler ****	15	00-04	F	76	8-6-14	6/12	East Grand Forks, Minn.	
Panzer, Jay ****	16	95-99	W	143	58-86-144	25/58	Grand Forks, N.D.	
Panzer, Jeff ****	17	97-01	C	164	80-148-228	38/73	Grand Forks, N.D.	00-01 Capt.

NAME	#s	Years	POS	GP	G-A-PTS	PN/PM	HOMETOWN	CAPTAINS
Paoletti, Terry N. *	14	55-56	D	7	0-0-0	2/4	Eveleth, Minn.	
Paranica, Grant ****	22	85-89	W	129	42-44-86	80/162	N. Battleford, Sask.	88-89 Capt.
Parent, L. Russell ****	17	86-90	D	162	24-115-139	100/225	Winnipeg, Man.	89-90 Alt. Capt.
Parise, Zach **	11	02-04	C	76	49-67-116	29/58	Faribault, Minn.	
Parks, Malcolm R. ****	11	83-87	W	159	39-52-91	80/171	Edmonton, Alta.	
Pascall, Brad D. ****	6	88-92	D	114	2-20-22	126/264	Coquitham, B.C.	
Paschke, Stanley E. ***	7,19	56-59	W	92	24-29-53	9/24	Grand Forks, N.D.	
Passolt, Daniel K.	16	74-75	C	4	0-0-0	2/4	St. Louis Park, Minn.	
Patrick, James A. **	3	81-83	D	78	17-60-77	26/55	Winnipeg, Man.	
Pederson, Walter J. **	18	51-54	W	53	4-9-13	4/8	Greenbush, Minn.	
Perry, William Garth *	6,16	58-61	W	18	0-0-0	3/9	Red Deer, Alta.	
Peskey, Robert H. *	3	46-47	D	13	1-2-3	7/14	St. Louis Park, Minn.	
Phillion, Tom ****	26	95-99	C/W	69	8-10-18	10/20	Minot, N.D.	
Phillips, Robert D. *		48-50	W	8	1-0-1	0/0	Noyes, Minn.	
Pivetz, Mark ****	3	93-97	D	145	12-38-50	95/228	Edmonton, Alta.	96-97 Alt. Capt.
Poole, Joseph W. ***	11	56-59	C	90	42-52-94	22/47	Thief River Falls, Minn.	58-59 Alt. Capt.
Porter, Chris ****	24	03-07	F	175	42-51-93	80/160	Thunder Bay, Ont.	05-06 Alt. Capt., 06-07 Capt.
Possin, Mike **	29	98-01	W	23	1-0-1	12/24	St. Cloud, Minn.	
Prpich, Mike ****	19	02-06	F	163	31-21-52	137/334	Kenaston, Sask.	05-06 Alt. Capt.
Purpur, Gary L. *	22	71-72	C	11	2-1-3	0/0	Grand Forks, N.D.	
Purpur, Kenneth R. ***	7	51-54	C	72	46-71-117	27/65	Grand Forks, N.D.	
R								
Radke, Kyle ****	26	04-08	D/F	137	7-20-27	118/288	Bashaw, Alberta	
Rappana, Kevin ***	23	91-96	D	110	1-12-13	104/241	Duluth, Minn.	94-95 Alt. Capt.
Reed, Jace **	27,3	89-91	D	23	0-0-0	2/4	Grand Rapids, Minn.	
Reichart, William F. ***	7	54-57	W/C	85	97-59-156	23-57	Winnipeg, Man.	56-57 Capt.
Rice, Tyler **	27	94-95, 96-97	F	46	7-13-20	43/127	Winnipeg, Man.	
Ridley, James K. ***	14,23	55-58	W	88	64-71-135	50/135	Portage La Prairie, Man.	57-58 Capt.
Riendeau, Donald ***	17	90-93	C	104	23-29-52	58/159	E. Grand Forks, Minn.	
Roberge, Maurice P. (Sonny) ***	12,4	61-64	D	72	4-15-19	28/56	Edmonton, Alta.	62-63 Capt., 63-64 Capt.
Roche, Travis **	7	99-01	D	88	17-60-77	47/102	Whitcourt, Alta.	
Romaniuk, Russell J. ***	19	88-91	W	123	93-57-150	50/116	Winnipeg, Man.	90-91 Alt. Capt.
Roseborough, Curtis L. ***	2,15	59-62	D	86	10-25-35	47/97	Winnipeg, Man.	61-62 Alt. Capt.
Ross, Donald F. ***	17,5	61-64	D/C	89	38-48-86	31/62	Roseau, Minn.	64-65 Capt.
Rubert, Henry A. *		78-79	W	6	0-0-0	2/4	Thunder Bay, Ont.	
Running, Walter M. ***	15	53-56	D	77	1-14-15	35/70	Fargo, N.D.	
Russell, Joseph J. **	4	73-75	D	67	5-9-14	14/28	Minneapolis, Minn.	
Rygh, Paul B. ***	14	63-66	W	76	11-9-20	9/18	Roseau, Minn.	
S								
Sandelin, Scott A. ****	5	82-86	D	149	16-77-93	51/102	Hibbing, Minn.	84-85 Capt., 85-86 Capt.
Schneekloth, Aaron ****	23	98-02	D	150	19-54-73	45/90	Calgary, Alta.	01-02 Alt. Capt.
Schneider, Andy ****	6	02-05	D	159	18-59-77	109/229	Grand Forks, N.D.	03-04 Capt., 04-05 Alt. Capt.
Schriner, Martin R. ****	15	90-94	F	145	35-64-99	192/487	Port Huron, Mich.	
Schroeder, Scott A. **		82-86	D	50	4-12-16	10/23	E. Grand Forks, Minn.	
Schulte, Paxton J. *	18	90-91	F	38	2-4-6	12/32	Onaway, Alta.	
Selman, William G. ***	3	60-63	D	72	1-19-20	28/56	Fort Frances, Ont.	
Shannon, Wilfred A. ***	4	51-56	W	57	14-33-47	13/42	Winnipeg, Man.	
Shell, Elwood H. ***	2	51-54	D/C	70	11-38-49	46/119	Edmonton, Alta.	
Sherven, Gordon R. ***	11	81-84	W/C	92	35-51-86	18/36	Mankota, Sask.	
Shupe, Robert	18	65-66	D	8	0-0-0	1/2	Weyburn, Sask.	
Silovich, Joe A. ***	18	47-50	D	61	22-9-31	54/130	Eveleth, Minn.	
Skarperud, Tim ***	18	99-02	F	120	42-48-90	35/78	Grand Forks, N.D.	
Slivinski, Abert E. **	5	59-61	D	43	1-6-7	34/79	Thunder Bay, Ont.	
Slukynsky, Tim *	7	94-95	F	21	0-4-4	2/4	Portage la Prairie, Man.	
Slupski, Rudolph H. *	9	54-55	D	19	0-1-1	4/8	Winnipeg, Man.	
Smaby, Matt **	27	03-06	D	129	6-23-29	106/280	Minneapolis, Minn.	
Smail, Douglas D. ***	8	77-80	W	113	89-106-195	84/168	Moose Jaw, Sask.	
Smith, Geoff A. *	4	87-88	D	51	4-13-17	24/48	Edmonton, Alta.	
South, James L. (Bob) *	35	46-47	W	12	0-0-0	2/4	Fargo, N.D.	
Spiewak, Kevin ****	16	99-03	F	162	38-52-90	59/145	Schaumburg, Ill.	02-03 Alt. Capt.
Spirko, Rastislav **	11	04-06	F	84	27-41-68	7/22	Vrutky, Slovakia	

ALL-TIME ROSTER

NAME	#s	Years	POS	GP	G-A-PTS	PN/PM	HOMETOWN	CAPTAINS
Spolar, John J. *	10	54-55	D	24	0-1-1	1/2	Virginia, Minn.	
Stafford, Drew ***	18	03-06	W	120	48-70-118	54/127	Faribault, Minn.	
Stasiuk, Peter E. ***	9	60-63	W	79	10-13-23	21/50	Lethbridge, Alta.	
Steen, Jim		85-86	D	1	0-0-0	1/2		
Steenson, William R. ***	2	56-59	D	83	12-33-45	68/169	Moose Jaw, Sask.	58-59 Capt.
Steeves, Arnold B. *	13	62-63	W	5	0-1-1	1/2	Marathon, Ont.	
Stirrett, Wilmot A. **	10	62-64	W	47	11-8-19	12/24	Thunder Bay, Ont.	
Stokaluk, Donald G. ***	18	61-64	W	65	16-14-30	8/16	Thunder Bay, Ont.	
Stone, Michael J. ****	5	77-79, 80-82	D	161	25-74-99	116/251	Roseau, Minn.	
Storsteen, Daniel E. ***	11	60-63	W	87	21-44-65	42/84	Devils Lake, N.D.	62-63 Alt. Capt.
Stoskopf, Jack E. **	9	55-57	W	8	4-5-9	2/12	Warroad, Minn.	
Stoyko, Bob J. *	10	64-65	C	33	19-21-40	16/32	Winnipeg, Man.	
Strachan, Leslie J.	5	75-76	D	2	0-0-0	1/2	Kelowna, B.C.	
Strimbiski, Brian F. **	21	64-66	W	60	28-38-66	46/107	Winnipeg, Man.	
Stuart, James Duncan **	33,17	68-70	W	51	2-5-7	9/18	Bowden, Alta.	
Sturrock, Chad *	5	94-95	F	24	0-3-3	7/14	Stettler, Alta.	
Sullivan, Dennis W. *	14	48-49	W	21	2-5-7	0/0	Crookston, Minn.	
Sullivan, William P. ***	26	47-50	W	57	23-17-40	5/10	Crookston, Minn.	
Sutherland, John M. ***	5	61-64	D	79	8-16-24	51/118	Winnipeg, Man.	
Swartz, Don G. ****	14	74-78	W	138	27-35-62	61/131	Grafton, N.D.	
Sykes, Phil M. ****	25	78-82	W	161	98-90-188	42/92	Dawson Creek, B.C.	80-81 Alt. Capt., 81-82 Capt.
T								
Taylor, Mark C. ****	11	76-80	W/C	157	97-168-265	44/96	Vancouver, B.C.	78-79 Capt., 79-80 Capt.
Tesarowski, Chester S.		55-56	W	7	0-0-0	2/4	Calder, Sask.	
Thomlinson, Edward C. ***	10	57-60	W	95	49-53-102	34/68	Sault Ste. Marie, Ont.	59-60 Alt. Capt.
Thullner, Stephen L. *	3	58-60	D	45	6-14-20	16/32	Winnipeg, Man.	
Tippett, David G. **	8	81-83	C	79	28-59-87	34/68	Prince Albert, Sask.	
Toews, Jonathan **	9	05-07	C/W	76	40-45-85	16/32	Winnipeg, Man.	06-07 Alt. Capt.
Tremblay, David A. *	21	75-76	W	28	3-1-4	9/18	Hawkesbury, Ont.	
Trew, Billy **	14	94-96	C	67	13-23-36	12/24	Winnipeg, Man.	
Trimble, William C. *		51-54	W	32	6-5-11	5/10	Edmonton, Alta.	
Trupp, Evan *	19	07-	F	32	8-5-13	11/30	Anchorage, Alaska	
Tuff, Robert K. ***	14	66-69	W	85	27-26-53	17/50	Calgary, Alta.	68-69 Capt.
U								
Ulmer, Jason ****	9	96-00	C/W	146	33-69-102	35/100	Wilcox, Sask.	99-00 Alt. Capt.
Ulmer, Jeff ***	19	95-99	C/W	135	39-46-85	66/132	Wilcox, Sask.	
Ulvin, Richard D. ***	17,3	63-66	D	61	7-11-18	18/36	Roseau, Minn.	
V								
Valk, Garry	18	87-90	W	121	59-46-105	111/227	Edmonton, Alta.	
VandeVelde, Chris **	29	06-	F	81	18-23-41	32/75	Moorhead, Minn.	
Vig, Mitch ****	13,7	94-98	D	115	5-17-32	60/144	Bismarck, N.D.	97-98 Capt.
Vilandre, James A. *	24	80-81	W	16	0-1-1	2/4	Grand Forks, N.D.	
Volcan, Michael S. *	5	79-80	D	33	2-14-16	19/38	Edmonton, Alta.	
W								
Wade, John G. ***	11	53-56	C	83	30-38-68	10/20	Winnipeg, Man.	
Walford, Gerald A. ***	6	58-61	C/W	74	26-22-48	19/41	Sudbury, Ont.	60-61 Alt. Capt.
Walker, Howard K. **	3	78-80	D	77	14-34-48	53/133	Grande Prairie, Alta.	
Walters, Kenneth D. **	15	63-65	C	25	2-1-3	2/4	Grand Forks, N.D.	
Ward, Dixon M. ****	11	88-92	W	163	110-109-219	105/244	Leduc, Alta.	91-92 Alt. Capt.
Warnock, Ernest W. ***	6,15	51-55	C/W	77	17-9-26	3/9	Wakefield, Mass.	
Watkins, Matt ***	20	05-	C/W	127	19-25-44	36/110	Aylesbury, Sask.	
Wellen, Kenneth J.	15	58-59	C	10	1-1-2	1/2	Roseau, Minn.	
White, Donald L. (Blacky) *		60-61	W	13	1-2-3	2/4	Winnipeg, Man.	
White, Donald W. (Whitey) *	18,17	60-62	W	29	14-14-28	11/25	Winnipeg, Man.	
White, Glen B. ****	10	79-83	C/W	147	54-65-119	41/82	Rosetown, Sask.	
Whitsitt, William E. ****	4	80-84	D	145	8-32-40	30/63	Bloomington, Minn.	83-84 Capt.
Williamson, Brad ****	21	95-99	D	155	22-77-99	83/166	Thunder Bay, Ont.	98-99 Alt. Capt.
Willems, Edgar T. ***	3,18	55-58	D	69	9-19-28	52/104	Winnipeg, Man.	57-58 Capt.
Wilkie, Kenneth G. ***	19,17	50-53	W/D	56	7-5-12	16/32	Neepawa, Man.	
Williams, Brian ****	25	82-86	C/W	162	71-109-180	89/192	Fargo, N.D.	85-86 Capt.
Williams, James P. (Itts)		47-48	D	3	0-0-0	2/4	Grand Forks, N.D.	
Wilms, William A. ***	7	63-66	W	81	33-31-64	11/30	Winnipeg, Man.	

NAME	#s	Years	POS	GP	G-A-PTS	PN/PM	HOMETOWN	CAPTAINS
Wilson, Edward C. ***	28	47-51	C/W	69	22-17-39	5/10	Warroad, Minn.	
Wilson, Landon **	9	93-95	C	66	25-31-56	106/288	Eden Prairie, Minn.	
Wilson, Richard G. ***	3	69-72	D	97	15-38-53	98/234	Prince Albert, Sask.	71-72 Capt.
Wing, Murray A. *	2	70-71	D	29	3-10-13	9/18	Thunder Bay, Ont.	
Winters, Blaine R. **	8	71-73	W	51	3-2-5	6/12	Flin Flon, Man.	
Wright, Nate	6	00-01	D	1	0-0-0	1/2	Alexandria, Minn.	
Wynne, Fred (Teeder) ***	11	92-96	C	114	58-83-141	40/99	Calgary, Alta.	95-96 Alt. Capt.
XY								
Yurecko, Jeff *	21	99-01	F	29	2-1-3	12/24	Edina, Minn.	
Z								
Zajac, Darcy **	11	06-	F	82	11-7-18	25/64	Winnipeg, Man.	
Zajac, Travis **	15	04-06	F	91	38-48-96	29/58	Winnipeg, Man.	
Zapamiuk, Richard D. ****	20,19	76-80	C	157	60-125-185	44/98	Edmonton, Alta.	
Zavoral, James R. *	12	55-56	W	5	0-1-1	0-0	Thief River Falls, Minn.	
Zierke, Brian ***	17	93-96	F	64	11-13-24	65/171	Brainerd, Minn.	
Zombo, Richard J. ***	6	81-84	D	112	13-50-63	53/112	Des Plaines, Ill.	83-84 Capt.



UND's 1929-30 team, the first squad in school history, was coached by Joe Brown (bottom row, middle). The nine-member squad lost to both Minnesota and South Dakota State in its inaugural season.


All-time Fighting Sioux Roster (Goaltenders)

NAME	#'s	Years	GP	GA	GAA	SVS	SV%	W-L-T	SO	HOMETOWN
Baland, George, A.	1	61-64	6	11	1.83	66	.866		0	Virginia, Minn.
Belfour, Edward *	29	86-87	34	81	2.43	876	.915	29-4-0	3	Carman, Man.
Blanchard, Brian K. *	1	68-69	15	56	3.81	374	.870	10-5-0	1	New Westminster, B.C.
Borovsky, William J. *		55-56	6	38	7.60	198	.839		0	Grand Forks, N.D.
Brandt, Jake ****	30	02-05	59	130	2.50	1184	.901	32-12-4	4	Roseau, Minn.
Brower, Scott C. ****	35	84-88	85	300	3.56	2433	.890	47-34-2	4	Viking, Alta.
Cadden, Daniel J. (Cory) *	29	90-91	9	32	4.15	226	.876	3-5-0	0	Leduc, Alta.
Casey, Jonathan J. ****	35,1	80-84	77	222	2.89	2306	.910	52-20-4	3	Grand Rapids, Minn.
Couture, Tony R. ****	35	88-91	59	197	3.38	1433	.879	34-16-3	0	International Falls, Minn.
Curran, Michael V. (Lefty) ***	1	65-68	86	251	2.98	2180	.897	54-28-4	3	International Falls, Minn.
Delmore, Timothy C. **	30	71-73	24	97	4.16	675	.874	14-8-1	0	Roseau, Minn.
Derrett, Edward G. *		53-54	2	10	5.00	47	.825		0	Winnipeg, Man.
Dickson, Christopher ****	30	87-91	78	277	3.68	1894	.872	43-30-3	1	Vancouver, B.C.
Donnelly, Melvin ***		77-80	29	118	4.17	857	.879	16-11-0	1	Fort Francis, Ont.
Endres, Jason *	30	99-00	2	2	1.73	13	.867	1-0-0	0	Grand Forks, N.D.
Engelstad, Ralph L. *	0	48-50	14	58	4.14	381	.868		0	Thief River Falls, Minn.
Finkelstein, Alex **	1	51-53	44	170	3.86	1188	.875		3	Winnipeg, Man.
Forman, Arthur H. *	16	46-48	10	41	5.10	238	.850	1-0-0	0	Wahpeton, N.D.
Goehring, Karl ****	1	97-01	118	249	2.23	2783	.918	80-20-13	15	Apple Valley, Minn.
Gratton, George G. ***	1	58-61	60	264	3.83	1667	.864		1	Toronto, Ont.
Gregg, J. Warren **	1	59-62	8	41	5.13	215	.811		0	Winnipeg, Man.
Grieco, Anthony *	31	06-07	8	22	3.49	168	.884	3-2-1	0	Brampton, Ontario
Hangsleben, Gordon L. **	30	73-75	9	40	4.60	262	.868	2-4-1	0	E. Grand Forks, Minn.
Howard, William	1	63-64	1	4	4.00	33	.892		0	Grand Forks, N.D.
Iwabuchi, Robert K. **	30	78-80	47	131	2.81	1087	.892	28-13-1	1	Edmonton, Alta.
Jensen, Darren A. ***	1, 30	79-82	70	236	3.41	1955	.894	46-22-3	1	Creston, B.C.
Jones, Todd ***	29, 1	91-94	54	231	4.69	1569	.872	18-29-2	0	Thunder Bay, Ont.
Kollar, Andy ****	35	98-02	66	178	2.97	1593	.899	41-14-5	3	Winnipeg, Man.
Kriski, Billy	3	72-73	2	6	3.00	36	.875	2-0-0	1	Winnipeg, Man.
Kvalevog, Toby ****	35	93-97	121	424	3.82	2936	.873	52-50-9	2	Bemidji, Minn.
Lamoureux, Jean Pierre****	1	79-82	31	102	3.40	783	.897	18-8-0	1	Fort Sask., Alta.
Lamoureux, Jean-Philippe ***	34, 1	04-08	111	231	2.14	2656	.920	60-38-10	10	Grand Forks, N.D.
Lech, Josph J. **	1	62-65	80	223	2.79	1838	.892		4	Glen Bain, Sask.
Lembke, Jeff ****	31, 35	91-95	25	92	5.67	493	.843	5-10-0	0	Pembina, N.D.
Lindbeck, Rudolph S. ***	1	48-52	28	146	5.21	740	.835		0	So. St. Paul, Minn.
Maruska, William O. *	17	54-55	2	3	1.50	26	.900		0	St. Paul, Minn.
Murphy, David J. ****	1	69-73	68	280	4.14	1877	.870	23-25-2	0	Sault Ste. Marie, Ont.
Murray, Robert L. ***		47-50	45	238	5.29	1438	.858		1	Warroad, Minn.
Nelson, James M. ***	30	68-71	47	196	4.17	1391	.876	23-22-2	0	Roseau, Minn.
Otto, Dudley G. ***	1	59-63	35	145	4.14	873	.756		0	So. St. Paul, Minn.
Parise, Jordan ***	1	03-06	83	172	2.14	2006	.921	55-20-7	10	Faribault, Minn.
Patterson, Gerald W. *		46-47	5	19	3.80	150	.870		0	Rainy River, Ont.
Pavlat, Travis	31	95-96	2	2	1.79	22	.917		0	Sault Ste. Marie, Mich.
Peabody, Robert E. **	1	57-59	40	123	3.08	803	.867		2	Grand Forks, N.D.
Perry, Craig *	30	83-86	5	17	3.95	109	.865	3-1-0	0	Fort Frances, Ont.
Peters, Robert H. *		57-58	11	14	1.27	205	.927		2	Fort Frances, Ont.
Peters, Steven W. ***	30,1	87-90	15	54	3.60	395	.880	7-5-2	0	Bemidji, Minn.
Powell, Kevin ***	30,1	92-95	29	107	4.58	653	.859	8-14-1	0	Columbia Hts, Minn.
Ranfranz, Marc *	35	02-03	9	16	2.35	133	.893	3-4-1	1	Rochester, Minn.
Schultz, Gerald A. **	1	53-55	49	193	3.94	1408	.879		5	Edmonton, Alta.
Schweitzer, Aaron **	30	96-98	38	97	2.99	754	.886	24-8-0	5	Regina, Sask.
Severson, Gary L. **	30	67-69	16	69	4.31	360	.839	7-6-2	0	Grand Forks, N.D.
Siembida, Josh **	1	02-03	31	90	3.35	603	.870	17-10-1	1	Porcupine, Ont.
Skramstad, Darrell *	2	63-64	4	0	0.00		1.000		0	Devils Lake, N.D.
Sofie, Ryan ***	31	00-03	4	6	3.15	30	.833	0-0-0	0	Baxter, Minn.

All-time Fighting Sioux Roster (Goaltenders)

NAME	#'s	Years	GP	GA	GAA	SVS	SV%	W-L-T	SO	HOMETOWN
Stankoven, A. William ****	30	75-79	70	329	4.75	2466	.881	31-35-1	0	Enderby, B.C.
Stauss, Dale W. ***	1	64-67	5	25	5.00	125	.893		0	E. Grand Forks, Minn.
Strome, Greg J. ****	1	83-87	40	152	3.80	1045	.873	22-15-0	0	Muenster, Sask.
Sween, Robert A. *		78-79	0	0	0.00	0	.000	0-0-0	0	Wayzata, Minn.
Vickar, Aaron **	1	95-97	16	43	3.97	227	.841	5-5-0	0	St. Louis, Mo.
Walski, Aaron ***	30	05-	3	2	1.19	25	.920	1-0-0	1	Fargo, N.D.
Waselovich, Peter ****	1	73-77	104	503	4.87	3517	.875	44-67-11	2	International Falls, Minn.
Watkinson, Frank W. *		57-58	1	7	7.00	17	.708		0	Virginia, Minn.
Yurkovich, Thomas M. ***	4,1	54-57	58	201	3.47	1361	.875		5	Eveleth, Minn.
Ziegelmann, Nate*	33	03-04	2	1	2.77	9	.900	0-0-0	0	Grand Forks, N.D.

ALL-TIME UND NUMBERS



Howard Walker

- 1 -

Lindbeck, Rudolph S. ***	1948-52
Finkelstein, Alex **	1951-53
Schultz, Gerald A. **	1953-55
Yurkovich, Thomas M. *** (also #4)	1954-57
Peabody, Robert E. **	1957-59
Gratton, George G. ***	1958-61
Gregg, J. Warren **	1959-62
Otto, Dudley G. ***	1959-63
Gregg, J. Warren **	1960-62
Baland, George, A.	1961-64
Lech, Joseph J. **	1962-65
Howard, William	1963-64
Stauss, Dale W. ***	1964-67
Curran, Michael V. (Lefty) ***	1965-68
Blanchard, Brian K. *	1968-69
Murphy, David J. ****	1969-73
Waselovich, Peter ****	1973-77
Jensen, Darren A. *** (also #30)	1979-82
Lamoureux, Jean Pierre **	1979-82
Casey, Jonathan J. **** (also #35)	1980-84
Strome, Greg J. ****	1983-87
Peters, Steven W. *** (also #30)	1987-90
Jones, Todd *** (also #29)	1991-94
Powell, Kevin *** (also #30)	1992-95
Vickar, Aaron **	1995-97
Goehring, Karl ****	1997-01
Siembida, Josh **	2002-03
Parise, Jordan ***	2003-06
Lamoureux, J-P **** (also #34)	2006-08

- 2 -

May, Robert Howley **	1949-51
Shell, Elwood H. ***	1951-54
Geatz, Ronald L. ***	1953-56
Stenson, William R. ***	1956-59
Roseborough, Curtis L. *** (also #15)	1959-62

Goodacre, George E. ***	1960-63
Skramstad, Darrell *	1963-64
Marks, John ***	1967-70
Wing, Murray A. *	1970-71
Lundby, Michael J. *** (also #28)	1970-73
Fischer, Steven M. *	1973-74
Geving, David F. **	1974-76
Ludwig, Craig L. ***	1979-82
Meuwissen, James **	1982-84
Bartley, Wade A. *	1988-89
Hakstol, David D. ***	1989-92
Adams, Akil *	1992-94
Murphy, Curtis ****	1994-98
Greene, Matt ***	2002-05
Finley, Joe ***	2005-

- 3 -

Peskey, Robert H. *	1946-47
Johnson, Robert N. *	1950-51
Novak, John B. **	1951-54
Castellano, Mike E. *** (also #9)	1954-57
Willems, Edgar T. *** (also #18)	1955-58
Thullner, Stephen L. *	1958-60
Selman, William G. ***	1960-63
Borlase, William I. ** (also #20)	1961-64
Ulvin, Richard D. *** (also #17)	1963-66
Abram, Terry A. ***	1966-69
Nelson, James M. ***	1968-71
Wilson, Richard G. ***	1969-72
Lawson, Robert R. *	1972-73
Kriski, Billy	1972-73
Marvin, Randolph Scott ****	1973-78
Berge, Mark A. *** (also #6)	1976-78, 80-81
Walker, Howard K. **	1978-80
Patrick, James A. **	1981-83
Berry, Bradley L. ***	1983-86
Baron, Murray **	1986-89
Reed, Jace ** (also #27)	1989-91
Oxholm, Lars *	1991-93
Pivetz, Mark ****	1993-97
Hammer, Trevor ****	1997-01
Jones, Matt ****	2001-05
LaPoint, Derrick *	2007-


- 4 -

Shannon, Wilfred A. ***	1951-56
Yurkovich, Thomas M. *** (also #1)	1954-57
Kochevar, Robert W. *	1955-56
Lyndon, Ralph G. ***	1957-60
Roberge, Maurice P. (Sonny) *** (also #12)	1961-64
Gray, John A. ***	1959-62
Lafond, Jerry W. ***	1964-67
Brandt, Gary R. **	1966-68
Henry, Alan J. ****	1969-73
Russell, Joseph J. **	1973-75
Brown, Thomas G. *	1974-75
Cox, Bradford D. ****	1976-80
Whitsitt, William E. ****	1980-84
Ness, Jay ** (also #24)	1982-85
Kidd, Ian **	1985-87

Smith, Geoff A. *	1987-88
Larson, Jonathan ****	1989-93
Litke, Dane ****	1993-97
Goren, Lee ***	1997-00
Hale, David ***	2000-03
Foyt, Scott **** (also #25)	2003-07
Chorney, Taylor ***	2005-08

- 5 -

Hegraness, Robert *	1946-47
Marek, Zdenek (Stan) *	1950-51
Goodman, Roger W. ***	1951-54
Boone, William N. **	1953-55
Durgin, Darryl E. *	1955-56
Helgeland, Robert E. * (also #21)	1955-57
Brunetta, Julian V. *** (also #6)	1956-59
Crough, Donald E. *	1957-58
Gazley, Peter J.	1958-59
Slivinski, Albert E. **	1959-61
Ross, Donald F. *** (also #17)	1961-64
Sutherland, John M. ***	1961-64
Ogden, Terry L. ***	1965-68
Baumgartner, Michael ****	1968-71
Hangsleben, Alan W. ***	1971-74
Nieland, Scott M. *	1975-76
Strachan, Leslie J.	1975-76
Norby, Jeffrey	1976-77
Stone, Michael J. ****	1977-79, 80-82
Volcan, Michael S. *	1979-80
Sandelin, Scott A. ****	1982-86
Herter, Jason D. ***	1988-91
Fossand, Darryn G. *** (also #27)	1989-91
Bear, Darren ***	1991-94
Sturrock, Chad *	1994-95
Blake, Jason ***	1996-99
Leinweber, Chris **** (also #24)	1999-03
Lundbohm, David ****	2000-04
Alexander, Todd *	2005-06
Genoway, Chay **	2006-



Scott Sandelin

- 6 -

Warnock, Ernest W. *** (also #15)	1951-55
Beaulieu, Marcel H. **	1952-54
Brunetta, Julian V. *** (also #5)	1956-59
Walford, Gerald A. ***	1958-61
Perry, William Garth * (also #16)	1958-61
Evans, F. Granger ** (also #19)	1961-64
Davidson, Roy ***	1963-66
Hankerson, Kenneth L. *	1966-68
O'Keefe, Timothy J. *** (also #18)	1968-71
Gibb, Kenneth R. **** (also #18)	1971-75
Langlie, Kent	1972-73
Berge, Mark A. *** (also #3)	1976-78, 80-81
Marvin, Conway A. **	1978-80
Zombo, Richard J. ***	1981-84
Benson, Thomas M. ****	1984-88
Pascall, Brad D. ****	1988-92
Naumenko, Nick ****	1992-96
O'Connell, Tim ****	1996-00
Byfuglien, Derrick	2000-01
Wright, Nate	2000-01
Schneider, Andy ****	2001-05
Jones, Zach ***	2005-

- 7 -

Jensen, Waldon A. *	1950-51
Purpur, Kenneth R. ***	1951-54
Reichart, William F. ***	1954-57
Paschke, Stanley E. *** (also #19)	1956-59
Colpitts, William R. **	1959-61
McLean, Alan S. **	1961-63
Wilms, William A. ***	1963-66
Kartio, David L. ***	1966-69
Johnston, Douglas W. *** (also #20)	1967-70
Law, Robert J. **	1971-73
DePiero, Robert W. ****	1973-77
Christian, David W. ** (also #13)	1977-79
Maxwell, Kevin P. *	1978-79
Murray, Troy N. **	1980-82
Maxwell, Randy B. *	1982-83
Hrkac, Tony ** (also #21)	1984-85, 86-87
Johnson, Steven S. **** (also #17)	1984-88
Hanson, John A. *	1988-89
Bombardir, L. Bradley ****	1990-94
Slukynsky, Tim *	1994-95
Vig, Mitch**** (also #13)	1994-98
Roche, Travis **	1999-01
Bochenski, Brandon ***	2001-04
Oshie, T.J. ***	2005-08

- 8 -

Hannesson, James H. ***	1954-57
Morrison, John	1956-57
LaFrance, Guy E. ***	1957-60
Merrifield, David W. ***	1960-63
Kell, Gerald B. **	1963-65
Jackson, Donald Bruce*	1965-66
Bamburak, Roger ***	1966-69
Charlesworth, James M. ***	1968-71
Winters, Blaine R. **	1971-73

Goddard, Thomas F. ****	1973-77
Smail, Douglas D. ***	1977-80
Tippett, David G. **	1981-83
Krampotich, Mickey ****	1983-87
Eisenhut, Neil R. ****	1987-91
Howe, Corey **	1991-93
Hoogsteen, Kevin ****	1993-97
Commodore, Mike ***	1997-00
Fuher, Nick ***	2002-05
Martens, Ryan ***	2005-

- 9 -

Elliott, J. Gaylor **	1950-53
Lund, Durwood J. *** (also #22)	1950-53
Slupski, Rudolph H. *	1954-55
Castellano, Mike E. *** (also #3)	1954-57
Stoskopf, Jack E. **	1955-57
Miller, Arthur C. ***	1957-60
Stasiuk, Peter E. ***	1960-63
Gurba, Wayne **	1962-64
Hextall, Dennis H. **	1964-66
Munro, Robert D. ***	1966-69
Hudson, David *** (also #16)	1967-70
Cross, C. Kelly ***	1970-73
Himmelright, William C. ****	1975-79
Carroll, Dunstan J.A. ****	1979-83
Bowen, Jeffrey ***	1983-87
Geldart, Greg B.	1988-89
Marvin, David L. **** (also #13)	1987-91
Johnson, Gregory ****	1989-93
Wilson, Landon **	1993-95
Johnson, Ryan * (also #25)	1994-96
Ulmer, Jason ****	1996-00
Fylling, Quinn ***	2000-01, 02-05
Fournier, Chris *	2002-03
Toews, Jonathan **	2005-07

- 10 -

Dunsworth, Robert A. ***	1951-54
Huot, Raymond E.	1951-54
Spolar, John J. *	1954-55
Meek, Harlen D.	1955-56
Thomlinson, Edward C. ***	1957-60
Matheson, Jack W. **	1961-63
Stirrett, Wilmot A. **	1962-64
Stoyko, Bob J. *	1964-65
Gasparini, John F. ***	1965-68
Cahoon, James L. ****	1969-73
Dennis, Terrence A. **	1973-75
Burggraf, Mike ****	1975-79
White, Glen B. ****	1979-83
Nakonechny, Perry S. ****	1983-87
McLean, Jeffrey A. **** (also #20)	1987-88, 89-92
Beswick, Sean ***	1992-95
Kallay, Ian **	1995-97
Lundbohm, Bryan ***	1998-01
McMahon, Rory ****	2002-05
Kozek, Andrew ***	2005-



Tim O'Keefe

- 11 -


Wade, John G. ***	1953-56
Poole, Joseph W. ***	1956-59
Storsteen, Daniel E. ***	1960-63
Mazar, David A. **	1963-65
Furlong, Michael P. ***	1965-68
Duncan, Robert R. ***	1968-71
Jeffries, Mark R. *	1971-72
Gasparini, Steven	1972-73
Becker, Bradley D. **** (also #15)	1973-77
Taylor, Mark C. ****	1976-80
Sherven, Gordon R. ***	1981-84
Parks, Malcolm R. ****	1983-87
Ward, Dixon M. ****	1988-92
Wynne, Fred (Teeder) ***	1992-96
Armbrust, Peter ****	1996-00
O'Leary, Pat *	2000-01
Parise, Zach **	2002-04
Spirko, Rastislav *	2004-06
Zajac, Darcy **	2006-

- 12 -

Retired

Dickinson, George H. *** (also #24)	1948-51
Zavoral, James R. *	1955-56
Began, Robert D. *** (also #17)	1956-59
Merrifield, Leslie S. ***	1957-60
Roberge, Maurice P. (Sonny) *** (also #4)	1961-64
Casey, Terry L. ***	1963-66

ALL-TIME UND NUMBERS



Scott Dub

- 13 -

Caouette, Robert C. *	1960-61
Jerome, Arthur	1960-61
Steeves, Arnold B. *	1962-63
Christian, David W. ** (also #7)	1977-79
Christian, Edward S. ****	1980-84
Forst, Rick D. ***	1984-88
Marvin, David L. **** (also #9)	1987-91
Bond, Joby *** (also #28)	1990-94
Vig, Mitch **** (also #7)	1994-98
Connelly, Brendan *	2001-02
Marvin, Lee ****	2002-06

- 14 -

Sullivan, Dennis W. *	1948-49
Cherski, Ben. A. ****	1951-55
Paoletti, Terry N. *	1955-56
Ridley, James K. *** (also #23)	1955-58
King, Ronald W. *** (also #19)	1957-60
Dyda, Ernest J. **	1961-63
Rygh, Paul B. ***	1963-66
Tuff, Robert K. ***	1966-69
DePiero, Brian D. ***	1969-72
Cruise, James R. *	1972-74
Swartz, Don G. ****	1974-78
Burggraf, Frank V. ****	1978-82
Jensen, Chris B. ****	1982-86
Davidson, Lee A. ****	1986-90
Johnson, Chad L. ***	1990-93
Trew, Billy **	1994-96
Murphy, Aaron	1997-98
Hasbargen, Adrian **	1999-01
Murray, Brady **	2004-05
Miller, Brad ***	2005-

- 15 -

Hausauer, Albert R. *	1946-47
Medved, Charles James ***	1947-50
Warnock, Ernest W. *** (also #6)	1951-55
Running, Walter M. ***	1953-56
Armbruster, Joe S. **	1956-58
Wellen, Kenneth J.	1958-59
Roseborough, Curtis L. *** (also #2)	1959-62
Walters, Kenneth D. **	1963-65
Dobson, Larry ***	1966-69
Bragnalo, David F. ***	1969-72
Drader, Daryl E. **** (also #22)	1972-76
Becker, Bradley D. **** (also #11)	1973-77
Kryworuchka, Paul *	1977-78
Magnuson, Troy W. *** (also #16)	1979-82
Archibald, James L. **** (also #21)	1981-85
Koberinski, Scott ****	1985-89
Schriner, Martin R. ****	1990-94
Bull, Jesse ****	1995-99
Palmiscno, Tyler ****	2000-04
Zajac, Travis **	2004-06
Davidson, Brent *	2007-

- 16 -

Forman, Arthur H. *	1946-48
Dorsher, Robert P. ***	1946-51
Gibbs, Mac J.	1955-56
Morelli, Reginald P. *** (also #18)	1957-60
Perry, William Garth * (also #6)	1958-61
Bartlett, Robert M. **	1961-63
Dixon, James E. **	1963-65
Hudson, David *** (also #9)	1967-70
Anderson, Earl O. ****	1969-73
Delure, Joseph D. **** (also #22)	1973-77
Passolt, Daniel K.	1974-75
Chorney, Marcus P. ****	1977-81
Magnuson, Troy W. *** (also #15)	1979-82
Donnelly, David M. **	1981-83
Howard, Tarek	1983-87
McCormick, Robert (Mike) **	1987-99
Gotziaman, Chris ****	1990-94
Panzer, Jay ****	1996-99
Spiewak, Kevin ****	1999-03
Duncan, Ryan ***	2005-

- 17 -

Wilkie, Kenneth G. *** (also #19)	1950-53
Maruska, William O. *	1954-55
Began, Robert D. *** (also #12)	1956-59
White, Donald W. (Whitey) * (also #18)	1960-62
Ross, Donald F. *** (also #5)	1961-64
Ulvin, Richard D. *** (also #3)	1963-66
Iannone, Thomas J.	1964-66
Lyons, Gary J. **	1966-68
Stuart, James Duncan ** (also #33)	1968-70
Miller, Gerald M. **** (also #18)	1969-73
Lamoureux, Roger B. ****	1973-77
Martens, Erwin W. **** (also #21)	1976-80
Barsness, Dean A. ****	1980-84

Johnson, Steven S. **** (also #7)	1984-88
Parent, L. Russell ****	1986-90
Riendeau, Donald ***	1990-93
Zierke, Brian ***	1993-96
Panzer, Jeff ****	1997-01
Connelly, Ryan **	2001-03
Kaip, Rylan ****	2004-08

- 18 -

Silovich, Joe A. ***	1947-50
Pederson, Walter J. **	1951-54
Willems, Edgar T. *** (also #3)	1955-58
Harris, Robert M. *	1956-57
Morelli, Reginald P. *** (also #16)	1957-60
Beckstead, Garfield R. **	1957-61
Larson, Bartley W. ***	1958-61
White, Donald W. (Whitey) * (also #17)	1960-62
Stokaluk, Donald G. ***	1961-64
MacKenzie, Peter W. ***	1964-67
Shupe, Robert	1965-66
Dunn, Hugh T. (Tom) **	1966-68
O'Keefe, Timothy J. *** (also #6)	1968-71
Cameron, Gregory W. ***	1969-72
Miller, Gerald M. **** (also #17)	1969-73
Gibb, Kenneth R. **** (also #6)	1971-75
Mihulka, Rob V. ****	1975-79
Dachyshyn, Dean C. ****	1979-83
Claviter, William R. ****	1983-87
Valk, Garry	1987-90
Schulte, Paxton J. *	1990-91
Murphy, Keith ***	1992-95
Hoogsteen, David ****	1995-99
Skarperud, Tim ***	1999-02
Stafford, Drew ***	2003-06
Forney, Michael **	2006-08

- 19 -

Noah, John M. **** (also #25)	1947-51
Wilkie, Kenneth G. *** (also #17)	1950-53
Culbertson, Jerome B. ***	1954-57
Paschke, Stanley E. *** (also #7)	1956-59
King, Ronald W. *** (also #14)	1957-60
Haley, Bernard J. ****	1958-61
Evans, F. Granger ** (also #6)	1961-64
Lillo, Robert K. ***	1964-67
Christensen, Rodney F. **	1967-69
Lundbohm, Michael C. ***	1969-72
Clubbe, James R. (Rick) ****	1972-76
Zaparniuk, Richard D. **** (also #19)	1976-80
Fester, Glen R. ***	1980-83
Huglen, Mark E. *	1983-84
Dub, Scott L. ***	1984-88
Romaniuk, Russell J. ***	1988-91
Kirton, Scott ****	1991-95
Ulmer, Jeff ***	1995-99
Bayda, Ryan ***	1999-02
Prpich, Mike ***	2002-06
Bishop, Hunter	2006-07
Trupp, Evan *	2007-

- 20 -

Leigh, James A. *	1946-47
Marvin, Calvin D. ***	1947-50
Borlase, William I. ** (also #3)	1961-64
Janaway, David***	1964-67
Johnston, Douglas W. *** (also #7)	1967-70
Johnson, Dennis W. ***	1970-73
Gawley, David A. **	1973-75
Myhre, John	1975-76
Colborne, David M. *	1976-77
Arnett, Dean F.	1977-78
Zaparniuk, Richard D. **** (also #19)	1976-80
Dunn, Travis G. **	1978-80
Brennan, Daniel T. ****	1980-84
Joyce, Robert T. **	1984-87
McLean, Jeffrey A. ****	1987-88, 89-92
(also #10)	
Duberman, Justin C. ****	1988-92
Mitani, Darcy ****	1992-96
DeFauw, Brad **** (also #24)	1996-00
Dorey, Wes ****	1997-01
Massen, James ****	2002-05
Watkins, Matt ***	2005-

- 21 -

Johnson, Russel L. (Buzz) **	1947-50
Helgeland, Robert E. * (also #5)	1955-57
Chigol, George, F. ***	1961-64
Strimbiski, Brian F. **	1964-66
Mathews, John	1967-68
Colehour, Bradley R. *** (also #25)	1970-73
Evans, Thomas J. **	1973-75
Tremblay, David A. *	1975-76
Martens, Erwin W. **** (also #17)	1976-80
Chadwick Paul T. ****	1977-81
Archibald, James L. **** (also #15)	1981-85
Klotz, Glen M. ****	1982-86
Hrkac, Tony J. ** (also #7)	1984-85, 86-87
Morelli, Matthew P. ****	1987-91
Hryniuk, Brett ****	1991-95
Williamson, Brad ****	1995-99
Yurecko, Jeff *	1999-01
Faul, Derek *	2002-03
Fabian, Erik ****	2004-07
Frattin, Matt *	2007-

- 22 -

Christian, Gordon G. ***	1947-50
Lund, Durwood J. *** (also #9)	1950-53
Knauf, James M. *	1955-56
Purpur, Gary L. *	1971-72
Gasparini, Steven	1972-73
Drader, Daryl E. **** (also #15)	1972-76
Delure, Joseph D. **** (also #16)	1973-77
Eades, Cary M. ****	1978-82
Mishler, Timothy D. *	1982-83
Berezan, Perry E. **	1983-85
Paranica, Grant ****	1985-89
Burt, James G. **	1990-92

Grillo, Dino **	1992-94
Henderson, Matt ****	1994-98
Kenny, Pat*	1998-00
Canady, Brian ****	2002-05
Lee, Brian **	2005-07
Malone, Brad *	2007-

- 23 - Retired

Nord, Orval W. (Ossie) *	1946-47
Engelstad, Ralph L. *	1948-50
Ridley, James K. *** (also #14)	1955-58
Kleven, Scott P. *	1970-72
Palmiscno, Anthony	1972-74
Kompon, Joey T. **	1973-75
Neitzke, Michael A. ***	1975-80
Olson, Arley W. *	1980-81
Loven, Tim D. ***	1982-85
Kaiser, Gary E. *	1986-87
Johnson, Ross **	1988-90
Rappana, Kevin ***	1991-96
Schneekloth, Aaron ****	1998-02
Marvin, Lee **** (also #13)	2002-06

- 24 -


Donovan, John W. *	1946-47
Dickinson, George H. *** (also #12)	1948-51
Lanigan, Lowell P. *	1968-69
Myers, Rick J. ****	1975-80
Vilandre, James A. *	1980-81
Ness, Jay ** (also #4)	1982-85
Norman, Todd B. **	1984-86
Brickey, Michael Scott *	1987-88
Jackson, Dane ***	1989-92
Johnson, Corey ****	1992-96
DeFauw, Brad **** (also #20)	1996-00
Leinweber, Chris **** (also #5)	1999-03
Porter, Chris ****	2003-07

- 25 -

Noah, John M. **** (also #19)	1947-51
Krumholz, Robert E. ****	1947-52
Colehour, Bradley R. *** (also #21)	1970-73
Drader, Larry D. ***	1972-75
Gliniany, James F. ***	1975-78
Sykes, Phil M. ****	1978-82
Williams, Brian ****	1982-86
Bobyck, Brent M. ****	1986-90
McKinnon, Kevin ****	1989-90, 91-94
(also #28)	
Calder, Adam ****	1995-99
Hale, Ryan ****	1999-04
Foyt, Scott **** (also #4)	2003-07
Marto, Jake *	2007-

- 26 -

Healey, John E. *	1946-47
Sullivan, William P. ***	1947-50
Palmiscno, Steven J. ***	1980-84



Mike LaMoine

Brodeur, Lee R. *	1984-85
McFarlane, Shane D. ***	1987-90
Olson, Jarrod ***	1991-95
Johnson, Ryan * (also #9)	1994-96
Phillion, Tom ****	1995-99
Notermann, Jason ****	1999-03
Radke, Kyle ****	2004-08

- 27 -

McKinnon, Paul N. **	1947-50
Bredahl, Jeffrey A. *	1982-84
LaMoine, Michael ****	1985-89
Reed, Jace ** (also #3)	1989-91
Fossand, Darryn G. *** (also #5)	1989-91
Rice, Tyler **	1994-95, 96-97
Mazurak, Chad ****	1998-02
Smaby, Matt ***	2003-06

- 28 -

Wilson, Edward C. ***	1947-51
Lundby, Michael J. *** (also #2)	1970-73
McKinnon, Kevin ****	1989-90, 91-94
(also #25)	
Bond, Joby *** (also #13)	1990-94
Carlson, Brandon *	1995-96
Blake, Joe **	1996-98
Murphy, Paul ***	1998-01
Bina, Robbie ****	2003-08

ALL-TIME UND NUMBERS



Jim Nelson

- 29 -

Hagness, Duane J. *	1946-47
Doyle, James W. *	1947-48
Caufield, Jay	1984-85
Belfour, Edward *	1986-87
Cadden, Daniel J. (Cory) *	1990-91
Jones, Todd *** (also #1)	1991-94
Possin, Mike **	1998-01
Genoway, Colby ***	2002-05
VandeVelde, Chris **	2006-

- 30 -

Cole, Wesley *	1947-48
Severson, Gary L. **	1967-69
Nelson, James M. ***	1968-71
Delmore, Timothy C. **	1971-73
Hangsleben, Gordon L. **	1973-75
Stankoven, A. William ****	1975-79
Iwabuchi, Robert K. **	1978-80
Jensen, Darren A. *** (also #1)	1979-82
Perry, Craig *	1983-86
Peters, Steven W. *** (also #1)	1987-90
Dickson, Christopher ****	1987-91
Powell, Kevin *** (also #1)	1992-95
Schweitzer, Aaron **	1996-98
Endres, Jason *	1999-00
Brandt, Jake ****	2002-05
Walski, Aaron ***	2005-

- 31 -

Johnson, Milton E. (Prince) **	1947-50
Lembke, Jeff **** (also #35)	1991-95
Pavlat, Travis	1995-96
Sofie, Ryan ***	2000-03
Grieco, Anthony *	2006-07
Snider, Landon (did not earn letter)	2007-08

- 32 -

McKinnon, Daniel D. ***	1947-50
-------------------------	---------

- 33 -

Stuart, James Duncan ** (also #17)	1968-70
Ziegelmann, Nate*	2003-04

- 34 -

Lamoureux, J-P **** (also #1)	2004-08
-------------------------------	---------

- 35 -

South, James L. (Bob) *	1946-47
Casey, Jonathan J. **** (also #1)	1980-84
Brower, Scott C. ****	1984-88
Couture, Tony R. ****	1988-91
Lembke, Jeff **** (also #31)	1991-95
Kvalevog, Toby ****	1993-97
Kollar, Andy ****	1998-02
Ranfranz, Marc *	2002-03

- 37 -

Grina, Robert D. **	1946-49
---------------------	---------

Number unavailable for the following:

Bostrom, Raymond A. *	1946-47
Dwyer, Jim	1946-47
Flannery, James	1946-47
Graham, Archie W. *	1946-47
Healey James L. *	1946-47
Johnson, John E. *	1946-47
Killian, William J. *	1946-47
Mowris, Robert E. *	1946-47
Patterson, Gerald W. *	1946-47
Buran, Thomas R. *	1947-48
Williams, James P. (Itts)	1947-48
Murray, Robert L. ***	1947-50
Murray, Bob*	1948-50
Phillips, Robert D. *	1948-50
Morken, Carl H. *	1950-51
Johannson, Kenneth J. ***	1950-53
DiFuria, Carmelo R. (Dan)	1951-52
Morgan, Frank J. *	1951-52
Trimble, William C. *	1951-54
Burns, Richard R. *	1952-53
Bryduck, Walter S. *	1953-54
Derrett, Edward G. *	1953-54
Myers, Barry G. *	1954-55
Tesarowski, Chester S.	1955-56
Borovsky, William J. *	1955-56
Knauf, John *	1956-57
Peters, Robert H. *	1957-58

Watkinson, Frank W. *	1957-58
White, Donald L. (Blacky) *	1960-61
Kath, David *	1974-75
Arnett, Mark G.	1976-77
Donnelly, Melvin ***	1977-80
Rubert, Henry A. *	1978-79
Sween, Robert A. *	1978-79
Schroeder, Scott A. **	1982-86
Johnson, Mark	1984-85
Steen, Jim	1985-86

- Asterisks indicate the number of letters earned.

- Years indicate the seasons a player was a member of the Fighting Sioux hockey team.



Ralph
Engelstad
Arena



RALPH ENGELSTAD ARENA



One of Ralph Engelstad Arena's 48 luxury suites

Since opening its doors on Oct. 5, 2001, the new Ralph Engelstad Arena has become widely regarded as arguably the finest hockey facility in the world. The premiere home to college hockey, the new Engelstad Arena has just about everything.

As soon as fans enter the doors, they know they are in the Fighting Sioux hockey arena.

Fans are greeted in the lobby by a pro shop featuring souvenirs of all kinds. Natural light from the two-story high ceiling atrium illuminates the lobby area.

The lobby also boasts a tribute to former Sioux greats. The NCAA championship trophies are on display, along with an historical photo selection and four video screens playing highlights from great Sioux seasons of hockey.

Throughout the arena are photos of the Sioux All-Americans. Interspersed are great historical photos which show the progression of Sioux hockey from 1929 when two games were played to Sept. 1946, when student John C. "Jamie" Jamieson was hired to coach the hockey team and led his 19-player squad to a 7-6-0 record. The photos lead the fans up to the present day coaches and players.

When fans enter the arena, whether in the bowl or above the suite level, they find distinctive touches of luxury. There are no bleachers in this arena. Each seat in the arena is Sioux-green leather and padded with cherry wood arms and a cup holder. Numerous refreshment stands also circle the main concourse and the upper level.

As fans look around the bowl, their eyes are attracted by the fascia ring, which is a television screen 900 feet long and three feet high. It runs all the way around the

arena, above the suite level, and can show fans anything from hockey footage to advertisements.

At center ice, high above center ice, is a Daktronics scoreboard. The eight-screen video scoreboard shows game action, scores from around the country and in-game information. The four top screens are 16' x 12', the four bottom screens are 10' by 12'. The \$2 million dollar scoreboard weighs 30,000 pounds.

Looking high into the rafters at the north and south ends of the arena, fans will see the symbols of what has created the incredible tradition of the Fighting Sioux hockey program. At the south end, the 11 WCHA Championships banners, and at the north end the seven NCAA Championship banners. On the north and south walls toward the ceiling of the arena are the banners which represent the NHL teams for which Sioux players have gone on to play with.


Getting around in the arena couldn't be easier. Located inside of each of the four towers adjacent to the ice rink are staircases. On the north and south ends of the arena, escalators will move fans from one level to another. In addition, there are four passenger elevators, one in each corner, each with a 5,000 pound capacity.

Engelstad Arena by the numbers...

2	Ice sheets
3	Zambonis
3.2	Miles of brass accents in floors
4	Escalators
5	Elevators
14	Locker rooms
48	Luxury suites
107	Feet from roof to ice
300	Television sets
1,500	Off-site parking spaces
2,500	On-site parking spaces
4,000	Tons of steel
11,406	Hockey seating
12,086	Basketball seating
13,000	Concert seating
400,000	Square feet
500,000	Concrete blocks
\$1 million	Fascia video screen
\$1.1 million	Bricks
\$2 million	Daktronics scoreboard
\$100 million	Estimated total cost



The tradition room highlights the growth of Fighting Sioux hockey and greets fans as they enter the arena.



The state-of-the-art weight room contains 20,000 pounds of weights and an 1,800 square foot, spring-mounted plyo floor.

The arena was built for fan enjoyment and spectacular views of the game. The boards surrounding the rink are a seamless, tapered glass that can flex up to three inches upon impact. These are the same boards that are found in the Xcel Energy Center, home of the NHL's Minnesota Wild. Each seat in the rink has excellent site lines, with views of the scoreboard and the entire sheet of ice.

The main rink has a 200' x 85' surface with seating for approximately 11,500 fans. The practice rink is an olympic-sized rink measuring 200' x 100'. The adjacent practice rink has seating for 400-500 spectators.

Opposing teams will enter the arena at the staging area. This area, located at ice level, between the practice rink and the main ice surface, will allow up to four buses to enter and park at one time.

The Sioux training room, located directly across from the locker room, includes an exam room where X-rays can be taken. An underwater treadmill is located inside the training room. It can be used for therapy after injury and includes underwater cameras for monitoring a patient's progress. There is also a whirlpool for the players which can accommodate just about the entire team.

The weight room, one of the most talked about rooms in the arena, will be the envy of just about any team, in any sport, in the nation. The 10,000 square foot world-class facility has 10 platforms with 10 power stations, 24 weight machines, 30 circuit machines, and 30 aerobic pieces (bikes,

treadmills, and stair climbers). The room has 20,000 pounds of weights in it. Included in the room is an 1,800 square foot plyo floor, spring mounted for plyometric workouts. Eight television monitors are placed throughout the room to take athletes step-by-step through their workout programs.

On June 26, 2003, with a unanimous vote by the North Dakota State Board of Higher Education, Ralph Engelstad Arena (REA) and the University of North Dakota started to move forward with construction plans to add the Betty Engelstad Sioux Center to the current REA athletic complex.

The new facility, which is 50,000 square feet and located to the west of the REA Olympic practice rink, opened in August 2004. It is the new home of the Fighting Sioux volleyball and men's and women's basketball teams.

The Betty Engelstad Sioux Center serves as both the practice facility and home court for the volleyball team, with seating for 4,000. The arena floor allows for up to four regulation practice courts. Other spaces exclusive to volleyball will be a players/parents lounge, study classroom, locker room, team room, training room, equipment room and the coaches' offices.

For the basketball teams, the facility serves as a practice facility and site for the majority of the teams' non-conference games. Most of the conference basketball games will be played in the main facility at REA. Similar to volleyball, the structure will allow for four regulation basketball courts. The basketball teams have their own players/parents lounge, study classroom, locker room, team room, training room, equipment room and the coaches' offices.



The Fighting Sioux locker room contains 30 stalls, and also features a separate locker area for street clothes.

▶ RALPH ENGELSTAD BIOGRAPHY

Veteran gaming executive, entrepreneur and humanitarian Ralph Engelstad is the man behind the finest college hockey facility in the country, the arena which bears his name.

Even though he was an intensely private, shy and reticent individual, Ralph was one of the largest philanthropists in America, and he shunned any recognition for his good deeds.

After 25 years in the "old" Ralph Engelstad Arena, Ralph built a \$104 million hockey arena for the University of North Dakota (now recognized industry-wide as the top hockey arena in the area) in 2001-02. Recently he built and donated a \$10 million hockey arena to his hometown, Thief River Falls, Minnesota.

In 1998, he donated the General George Patton papers, valued at \$1.45 million to the University of North Dakota Charles Fritz Library. In 2002, he purchased 2,000 wheelchairs for North Dakotans through the Wheelchair Foundation. He also donated the remaining funds needed to complete statuary for the celebration of the Lewis & Clark bicentennial.

Ralph and wife Betty have also contributed generously to charities that benefit children, veterans, seniors and animal causes. The Engelstad family is recognized as one of the top 10 gift givers of all time to higher education in America.

In 1998, when announcing the gift of the hockey arena to the University of North Dakota, where he played hockey during college, he said, "Life is full of its ups and downs in business and personally. I have experienced both, but I have been very fortunate to land on the upper side more times than on the bottom, and it is my desire to share a portion of my good fortune with the UND Hockey Team."

Ralph Engelstad was one of five children born to Christian and Madeline Engelstad in Thief River Falls, Minnesota and the grandson of a Norwegian immigrant who came to that area to farm. Early in his life, Ralph demonstrated that he had the drive and attitude to achieve great things.

After working his way through UND with odd jobs and some assistance from a hockey scholarship, Ralph graduated in 1954 with a degree in Business. He soon married his sweetheart, Betty Stocker, and then started his own construction company.

Through his tremendous work ethic, determination and initiative, Ralph began achieving the "American dream." He promised himself that he would become a millionaire by age 30; instead, that dream came true one year earlier while he was still a contractor in Grand Forks.

In 1959, Ralph moved to Las Vegas where his construction company secured government contracts to build FHA homes. Further demonstrating his entrepreneurial successes, he bought then barren land surrounding the North Las Vegas Air Terminal, which he later sold to



Former Fighting Sioux goalie Ralph Engelstad

Howard Hughes.

In 1971, using the profits from his land sale to Howard Hughes, Ralph purchased the nine-acre Flamingo-Capri Motel on the Las Vegas Strip. Acting as his own contractor, he built the Imperial Palace, which opened in 1979 with 650 rooms.

Today, the Imperial Palace ranks as the 2nd largest sole proprietorship hotel in the world and boasts 2,700 rooms and 2,600 employees. In 1997, Ralph expanded his casino holdings by building his second Imperial Palace in Biloxi, Mississippi.

The term "innovator" was often applied to Ralph throughout his varied career. For instance, his love of automobiles and racing led him to develop the famed Las Vegas Motor Speedway, which he later sold. He is known internationally

for his tremendous car collection, showcased in first-class museums in both the Las Vegas and Biloxi hotels. And when his fleet of antique automobiles needed restoring, he employed 50 Nevada prisoners who accomplished the job while honing their skills for future classic car work.

Ralph introduced several "firsts" in the hotel/casino industry. In 1993, he opened the first medical center in a casino for employees, the Nevada Resorts Medical Center, now the UMC Medical Center. He introduced the first drive-through Race & Sports Book in 1989, and was the first to offer airline baggage check-in service at the hotel in 2000 (unfortunately, this popular Las Vegas service was discontinued after 9/11/01).

Perhaps one of Ralph's greatest contributions as a humanitarian was his devotion to the handicapped. He has received many state and national awards for hiring the disabled, and approximately 13 percent of his Imperial Palace employees have some form of disability.

In recognition of his unending contributions to the handicapped, Ralph was named "Employer of the Year" by the Nevada Governor's Committee on Employment of People with Disabilities in 1987 and 1989. In 1991, he received the prestigious "National Employer of the Year" award from the President's Committee on Employment of People with Disabilities.

Among other awards, he was also recognized as "Employer of the Year" by the Southwest Business, Industry and Rehabilitation Association and received the "Humanitarian of the Year Award" from the International Gaming & Business Exposition.

His latest recognition came in 2002 when he was inducted into the North Dakota Entrepreneur Hall of Fame and honored for his entrepreneurial success in the construction, casino, entertainment and antique auto industries.

Engelstad passed away on Nov. 26, 2002, after a valiant battle with cancer. He was 72.

Throughout his memorable career, Ralph had two mottos for living that reflected his ambition and drive: "The harder I work, the luckier I get."...and "No dream comes true until you wake up and go to work."

National Hockey Alumni Committee formed

The 2008-09 season marks the fifth year for UND's National Alumni Hockey Committee – created a year ago for the purpose of building and maintaining the strong tradition of excellence in the Fighting Sioux hockey program.

The committee was established within the University of North Dakota Foundation to improve the communication, involvement and support of former Fighting Sioux hockey players and friends.

The intention of the National Alumni Hockey Committee is to develop a system of networking with as many letterwinners as possible that will encourage former UND teammates and fellow letterwinners to become more involved with UND hockey and to participate in alumni events.

The group also intends to set up a series of UND “Alumni Ambassadors” to assist with the networking program, and to arrange hockey letterwinner events around the country and team reunions during Hockey Hall of Fame weekend.

The committee was formed by Jeff Bowen, development officer for the UND Foundation. Bowen played on UND's 1987 national championship team and later was an assistant coach for the 2000 NCAA national championship UND Fighting Sioux hockey team.

An executive committee and series of sub-committees will complete the actual work of the committee.

Martens heads national committee

The chairman of the UND National Alumni Hockey Committee is Erwin W. Martens, a winger for the Sioux on their 1980 national championship team. Martens, a native of Cartwright, Manitoba, was an alternate captain on that team. He received degrees from UND in 1983 and 1985. A resident of Sudbury, Mass., he currently is the Chief Risk Officer for TIAA-Cref, one of the largest financial service providers in the world.

Co-chairs of the committee are Jeff Bowen, Paul Chadwick and Tarek Howard.

Also on the executive committee are UND head coach Dave Hakstol, associate head coach Cary Eades and assistant coach Dane Jackson.

In addition to the executive committee, individual sub-committees have been suggested. Possibilities include local sub-committees in Grand Forks and other areas of the country with a strong Sioux hockey following and an at-large sub-committee.

The role of the sub-committees would be to plan get-togethers in local areas and provide input and feedback to the executive committee.

Mission and vision

Martens said, “Our mission is to improve the communication, involvement and support of the former Fighting Sioux hockey players and friends.”

Bowen added, “It is our vision that the UND National Alumni Hockey Committee be recognized as one of the best in the country.”

Bowen said several factors will allow this to happen:

- The rich tradition and history of the Fighting Sioux hockey program.




*Jeff
Bowen*



*Erwin
Martens*



*Paul
Chadwick*



*Dave
Hakstol*

- The reputation and recognition of the program both nationally and internationally.
- The loyal following and strong tradition of the program that will provide a solid foundation for future success.
- The program's solid and well-respected coaching staff, an excellent facility and the continued recruitment of quality players.

Activities being planned

Many activities are being planned by the National Alumni Hockey Committee, to include:

- Meeting at Hockey Hall of Fame weekends each fall for an update on the UND Fighting Sioux Hockey team and to discuss ideas for the future.
- Arranging hockey letterwinner events around the country, such as pre-game socials and golf events.
- Setting up a system whereby a UND “Alumni Ambassador” can assist hockey letterwinners and current players with career opportunities and networking.
- Assisting the UND Alumni Association with team reunions, as well as the Hall of Fame nomination and induction process.

Other plans of the UND National Alumni Hockey Committee include listing information about activities of the committee on the UND alumni website, with links to the athletic department website, and setting up an e-mail list of letterwinners and possibly even a place to post resumes.

Contact information


To get more information, get involved with the UND National Alumni Hockey Committee, and to begin receiving e-mail communication from Sioux coaches Dave Hakstol, Cary Eades and Dane Jackson, please contact:

Dave Hakstol
701-777-3118 (w)
davehakstol@mail.und.nodak.edu

or

Jeff Bowen
701-330-1280 (c)
jeff.bowen@bankforward.com

Former Sioux great, NHL stalwart Craig Ludwig among UND Athletic Hall of Fame Class of 2008; long-time hockey booster Al Pearson receives honorary letterwinner award.



Craig Ludwig, a native of Eagle River, Wis., came to UND as an unrecruited walk-on to the men's hockey team.

He ended up as one of the most successful players in school history.

In three seasons as a defenseman with the Fighting Sioux, the 6-3 Ludwig lettered all three years and was a member of NCAA championship teams in 1980 and 1982 and WCHA championship teams in those same seasons.

In 114 games at UND, Ludwig scored 10 goals and added 42 assists for a career total of 52 points. He had five goals and 31 assists in his junior season, tying for sixth on the team in scoring. He was a second team All-WCHA selection as a junior.

A third round draft choice (61st overall) by the Montreal Canadiens in 1980, Ludwig left school after his junior season to sign a National Hockey League contract with the Canadiens, for whom he played eight seasons. He also played one season with the New York Islanders, two with the Minnesota North Stars, and when Minnesota moved to Dallas, Ludwig played an additional six seasons with the Dallas Stars. During a 17-year NHL career, Ludwig played on two Stanley Cup championship teams, with Montreal in 1986 and with Dallas in 1999.

Ludwig retired after the 1998-99 season. He played in 1,256 regular season NHL games during his career, second only to James Patrick for most career games by a former Sioux. Ludwig scored 38 goals with 184 assists for 222 points in his NHL career. He played an additional 177 games in the NHL playoffs, scoring four goals with 25 assists in the post-season.

Ludwig was introduced at the UND Athletic Hall of Fame banquet by former Sioux head coach John "Gino" Gasparino.

Ludwig was previously inducted into the Wisconsin Hockey Hall of Fame in 2002.



One of UND's most loyal and recognizable boosters, Al Pearson graduated from UND in 1965 with a bachelor's degree in business administration.

He has worked in sales with Prudential Financial since 1966 and has also been a UND lecturer in insurance and risk management.

Pearson, known for his trademark white Fighting Sioux cowboy hat, has organized fan charter bus trips for UND men's hockey for more than 30 years, allowing Sioux fans to follow their favorite team all over the country during the regular season and postseason.

UND Athletic Hall of Fame

The University of North Dakota instituted an athletic Hall of Fame in 1975, with eight individuals being inducted that year.

Following is a list of UND athletic Hall of Famers who played, coached or who were associated with the Fighting Sioux men's hockey program (*indicates deceased), with an alphabetical listing of men's hockey Hall of Famers on the next page:

1975 Inductee

F. William Reichart(H; Go 1954-57)

1976 Inductees

John M. Noah(H 1947-51)

*Albert C. Purpur(Fields & Hockey Rink Supervisor 1936-75)

William R. Steenson(H 1956-59)

1977 Inductees

Kenneth J. Johansson(H 1950-53)

Calvin C. Marvin(H 1947-50)

Reginald P. Morelli(H 1957-60)

*Clifford J. (Fido) Purpur(H co 1949-56)

Fall 1978 Inductee

Ben A. Cherski(H 1951-55)

*Fall 1980 Inductees

Gordon G. (Ginny) Christian(H 1947-50)

Donald F. Ross(H 1962-64)

Fall 1981 Inductees

*Raymond A. Bostrom(FB 1942; 1946-47; H 1946-47)

*Milton E. "Prince" Johnson(H 1947-50)

Russell L. "Buzz" Johnson(H 1947-50)

Dr. Robert H. May(H 1949-51; H co 1957-59)

*C. James Medved(H 1947-50)

Spring 1982 Inductee

*William E. (Dutch) Leidholdt(FB 1932, 34, 36; H 1932-33; Tr 1935-37)

Fall 1982 Inductee

Daniel D. McKinnon(H 1947-50)

Fall 1983 Inductee

Bartley W. Larson(H 1958-61; Base 1959-61)

1985 Inductee

John G. Marks(H 1967-70)

1986 Inductee

Bob Munro(H 1966-69)

1987 Inductee

*Ralph Engelstad(H 1948-50)

John "Gino" Gasparini(H 1964-68; H co 1978-94)

Dennis Hextall(H 1963-66)

1988 Inductee

Mike "Lefty" Curran(H 1965-68)

1989 Inductee

Kenneth R. Purpur(H 1952-54)

Fall 1993 Inductees

Bill Selman(H 1961-63; H co 1966-68)

Mark Taylor(H 1976-80)

1995 Inductee

Doug Smail(H 1977-80)

1996 Inductee

Terry Abram(H 1967-69)

Summer 1997 Inductees (Hockey's 50th Anniversary)

Phil Sykes(H 1978-82)

Rick Wilson(H 1969-72)

Al McLean(H 1961-63)

Guy LaFrance(H 1957-60)

Fall 1998 Inductee

Marc Chorney(H 1977-81)

Fall 2001 Inductee

Paul Chadwick(H 1977-81)

Fall 2002 Inductees

Jim Archibald(H 1982-85)

1947-48 Men's Hockey Team

1958-59 Men's Hockey Team

November 2003 Inductees

Troy Murray(H 1980-82)

1962-63 Men's Hockey Team

November 2004 Inductees

David Christian(H 1977-79)

Darren Jensen(H 1979-82)

1979-80 Men's Hockey Team

October 2005 Inductees

Bob Joyce(H 1984-87)

1986-87 Men's Hockey Team

October 2006 Inductees

Alan Hangsleben(H 1971-74)

Tony Hrkac(H 1984-85, 1986-87)

1981-82 Men's Hockey Team

2008 Inductee

Craig Ludwig(H 1979-82)

* deceased

Alphabetical-by-decade list of UND Hockey Hall of Famers

(Year inducted in parentheses)

1930s, 1940s and 1950s

- 1947-48 Men's Hockey Team ('02)
- 1958-59 Men's Hockey Team ('02)
- *Raymond A. Bostrom ('81)(FB 1942; 1946-47; H 1946-47)
- Ben A. Cherski ('78)(H 1951-55)
- Gordon G. (Ginny) Christian ('80)(H 1947-50)
- *Ralph Engelstad ('87)(H 1948-50)
- Kenneth J. Johannson ('77)(H 1950-53)
- *Milton E. "Prince" Johnson ('81)(H 1947-50)
- Russell L. "Buzz" Johnson ('81)(H 1947-50)
- Guy LaFrance ('97)(H 1957-60)
- *William E. (Dutch) Leidholdt ('82)(FB 1932, 34, 36; H 1932-33; Tr 1935-37)
- Calvin C. Marvin ('77)(H 1947-50)
- Dr. Robert H. May ('81)(H 1949-51; H co 1957-59)
- Daniel D. McKinnon ('82)(H 1947-50)
- *C. James Medved ('81)(H 1947-50)
- Reginald P. Morelli ('77)(H 1957-60)
- John M. Noah ('76)(H 1947-51)
- *Albert C. Purpur ('76)(Fields & Hockey Rink Supervisor 1936-75)
- *Clifford J. (Fido) Purpur ('77)(H coach 1949-56)
- Kenneth R. Purpur ('89)(H 1952-54)
- F. William Reichart ('75)(H; Go 1954-57)
- William R. Steenson ('76)(H 1956-59)

1960s

- 1962-63 Men's Hockey Team ('03)
- Terry Abram ('96)(H 1967-69)
- Mike "Lefty" Curran ('88)(H 1965-68)
- Dennis Hextall ('87)(H 1963-66)
- Bartley W. Larson ('83)(H 1958-61; Base 1959-61)
- John G. Marks ('85)(H 1967-70)
- Al McLean ('97)(H 1961-63)
- Bob Munro ('86)(H 1966-69)
- Donald F. Ross ('80)(H 1962-64)
- Bill Selman ('93)(H 1961-63; H co 1966-68)


1970s

- David Christian ('04)(H 1977-79)
- Alan Hangsleben ('06)(H 1971-74)
- Doug Smail ('95)(H 1977-80)
- Mark Taylor ('93)(H 1976-80)
- Rick Wilson ('97)(H 1969-72)

1980s

- 1979-80 Men's Hockey Team ('04)
- 1986-87 Men's Hockey Team ('05)
- 1981-82 Men's Hockey Team ('06)
- Jim Archibald ('02)(H 1982-85)
- Paul Chadwick ('01)(H 1977-81)
- Marc Chorney ('98)(H 1977-81)
- John "Gino" Gasparini ('87)(H 1964-68; H co 1978-94)
- Tony Hrkac(H 1984-85, 1986-87)
- Darren Jensen ('04)(H 1979-82)
- Bob Joyce ('05)(H 1984-87)
- Craig Ludwig ('08)(H 1979-82)
- Troy Murray ('03)(H 1980-82)
- Phil Sykes ('97)(H 1978-82)

* deceased



Bill "Dutch" Leidholdt starred on both the Sioux football and hockey teams in 1932-33.




UND Hall of Famer Dennis Hextall, a member of UND's "Century Club," had a 12-year career in the National Hockey League.

The University of North Dakota experience



More than just academics.



Nearly 13,000 students



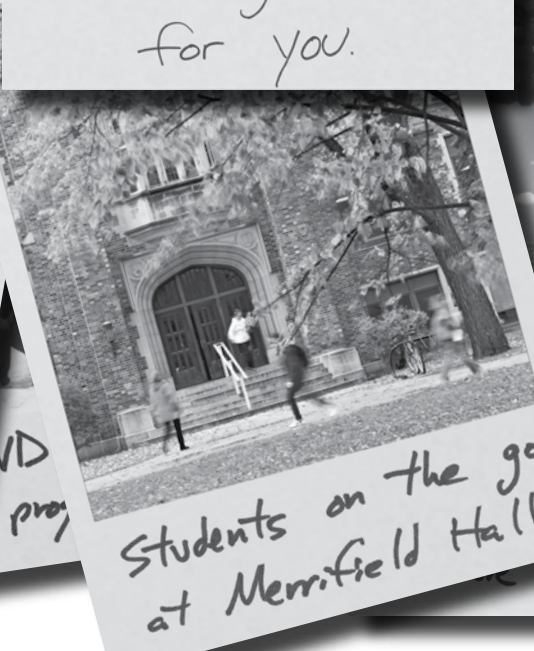
The right place for you.



World-renowned aviation



Tailgating at UND Homecoming



Students on the go at Merrifield Hall.



Named top 100 colleges or universities by Washington Monthly.

Located in Grand Forks in the heart of the Red River Valley, the University of North Dakota is the largest and most diversified institution of higher learning in a three-state region. One of only 47 public institutions with both a law school and a medical school, UND consistently ranks by most measures as one of the top 150 universities in the United States. Its nearly 13,000 students – including about 2,500 graduate students – come from every state in the union and more than 50 countries.



Recognized for landscape and beauty

Quick Facts:

- Founded in 1883, six years before North Dakota became a state.
- There are 15 residence halls, 800 student apartment units, 19 fraternities and sororities.
- UND has over 200 student organizations.
- *The Dakota Student*, the official publication of UND, was first published in 1888.

Spreading out from the banks of the scenic English Coulee, the 549-acre University of North Dakota campus has been nationally recognized for its landscaping and beauty. The 223 buildings demonstrate both a classic university-setting architecture blended with more modern-looking facilities in the futuristic Center for Aerospace complex. UND's newest additions are its \$20 million Wellness Center, a \$20 million state-of-the-art residence hall and a \$20 million parking ramp.

People:

- 12,559 students in 2007-08
- 52% men, 48% women
- 10,085 undergraduate students
- 2,474 graduate and professional (law and medicine) students
- 2,473 live in residence halls
- 287 tenured and 162 tenure-track faculty, of whom 98 percent hold the highest degrees in their field
- 937 professional and scientific staff
- 1,151 general staff
- 108,247 degrees granted since 1889
- 100,727 living alumni



Real world application in every classroom.



A quiet evening on campus

About the Fighting Sioux symbol and nickname

The University of North Dakota adopted the name "The Fighting Sioux" for its athletic teams in the 1930s and use an American Indian head representation as its symbol. The name was adopted to honor the first inhabitants of the region and because the Sioux warriors were the most courageous of all warriors. The great Sioux Nation epitomized honor, courage, pride, overcoming adversity and winning

battles.

In 2000, the State Board of Higher Education reaffirmed the use of the Fighting Sioux as the symbol for UND's athletic teams. UND insists that the name be used in a completely respectful fashion both on and off campus to show respect for the American Indians and their proud and honored culture and heritage.



Notable Alumni

Tom Amberry, '46

World record holder with 2,750 consecutive free throws.

Maxie Anderson, '56

First to cross Atlantic Ocean, North America in balloon

James Maxwell Anderson, '11

Pulitzer Prize-winning playwright

Sam Anderson, '69, '71

Actor, notably in *Lost*, *Forrest Gump*, *Friends*, *ER*

Ed Belfour, '87

NHL goalie, second all-time in wins

Carla Christofferson, '89

Co-owner of WNBA's Los Angeles Sparks

Ronald Davies, '27, '61

U.S. District Judge, ordered 1957 integration of Little Rock (Ark.) high schools

Byron Dorgan, '64

Current U.S. Senator for North Dakota

Carl Ben Eielson, '21

Aviator, explorer, first to cross Artic Ocean and Antarctica by plane

Ralph Engelstad, '54

Las Vegas entrepreneur, casino owner

Terry Ingstad, '67

Known as Shadoe Stevens, replaced Casey Kasem as host of "America's Top 40", announcer for *Hollywood Squares*, *Late Night with Craig Ferguson*

Phil Jackson, '67

NBA player and coach, Los Angeles Lakers

Chuck Johnson, '48

Sports writer and author

Rick Kelleher, '69

Known as Don Bleu, host of *The Gong Show*

Cora Smith King, 1889

One of first graduates; first woman to pass N.D. state medical examination and perform surgery

Chuck Klosterman, '94

Writer for *Esquire* magazine, author of four books

Karen Nyberg, '94

NASA astronaut

Fritz Pollard, Jr., '39

Olympic medalist, 110 hurdles

Sally (Wold) Smith, '80

President and CEO of Buffalo Wild Wings Grill and Bar

Dave St. Peter, '89

President of MLB's Minnesota Twins

Edward K. Thompson, '27, '58

Writer, editor of *Life Magazine*, publisher of *SMITHSONIAN Magazine*

Era Bell Thompson, '29, '69

Author, editor and journalist for *Ebony Magazine*



Campus Place: a new \$20 million dollar residence hall.

UND was named 14th in "The Top 25 Most Highly Entrepreneurial Undergraduate Universities" in the country by Forbes.com and The Princeton Review. Forbes.com also ranked UND in the top 20 "most wired campuses" for integrating technology into teaching, research and campus life. UND was named one of the top 70 colleges and universities by the Washington Monthly (2006). Its economic impact on the state of North Dakota and region is nearly \$1 billion.



The Eternal Flame burns bright in the heart of campus.



One of the "most connected campuses."

With more than 193 fields of study and 2,938 courses, including an internationally recognized aviation and aerospace program, UND has a vast array of educational choices. The University is characterized by a solid foundation of the liberal arts surrounded by a constellation of professional programs, a manageable size, high-quality students and faculty, a varied curriculum, nine colleges and schools, a widely recognized program of graduate education and research, rich cultural resources, and an outstanding record of alumni support.

UND offers 83 graduate programs, including professional programs in law (J.D.) and medicine (M.D.), and undergraduate degrees in 87 fields of study in nine degree-granting colleges:

- College of Arts & Sciences
- College of Business and Public Administration
- College of Education and Human Development
- Graduate School
- The John D. Odegard School of Aerospace Sciences
- College of Nursing
- School Engineering and Mines
- School of Law
- School of Medicine and Health Sciences

Administration

Dr. Robert Kelley began serving as the 11th president of the University of North Dakota on July 1, 2008.

Kelley served as the Dean of the College of Health Sciences and as professor of medical education and public health at the University of Wyoming, since 1999.

Prior to that, he was associate vice chancellor for research and executive associate dean of the graduate college at the University of Illinois at Chicago, where he was also a professor of biological sciences at the College of Liberal Arts and Sciences and professor of anatomy and cell biology at the College of Medicine.

At the University of New Mexico, he served as chair of anatomy and senior executive associate dean, as well as other faculty capacities. He has also taught at the University of California, Berkeley.

Kelley has served as chair of the Assembly for the Association of American Medical Colleges, chaired the Council of Academic Societies for the AAMC, and was a member of the executive board of the National Board of Medical Examiners, which is responsible for the U.S. medical licensure examination. In addition, he has served the National Institutes of Health (NIH) on several study sections, served on the director's advisory board for NIH strategic planning, and chaired the Minority Biomedical Research Support Program advisory committee in the NIH Division of Research Resources. That program helped support research for historically black universities, tribal colleges, and "minority-majority" institutions. He also recently served as the principal investigator for the University of Wyoming/Northern Rockies INBRE (IDeA Network of Biomedical Research Excellence), an NIH program which promotes biomedical research and connects the state's community colleges with the University of Wyoming.

Kelley earned his bachelor's degree in biology and chemistry from Abilene Christian University in Abilene, Texas, in 1965, and his master's degree in 1966 and doctorate in 1969, both in cell and developmental biology from the University of California, Berkeley.

He and his wife, Marcia Jean, have four children.




Robert Kelley
President

Greg Weisenstein is in his fourth year as the University of North Dakota provost & vice president for academic affairs.

Weisenstein came to UND from Montana State University, where he has served as dean of the College of Education, Health and Human Development since 1999.

Weisenstein's academic credentials include four books, over 80 articles, and 150 major presentations on scientific and management topics. He has served on four U.S. Presidential committees through the Department of Labor and during the past 15 years has generated more than \$15 million in grants and contracts in the fields of education, labor and international program development.



Greg Weisenstein
Vice President for
Academic Affairs & Provost

Sue Jenö, an assistant professor of physical therapy, serves as the Faculty Athletic Representative (FAR) to the National Collegiate Athletics Association. She has held the position since November 2006.

Jenö has served as a member of the Intercollegiate Athletics Committee for six years and was the chair of the University Senate during the 2005-06 academic year.

Jenö is a former NCAA Division I student-athlete and coach. After competing for the University of Michigan synchronized swimming team, she graduated and served as a coach for the Wolverines for two seasons.



Sue Jenö
Faculty Athletic
Representative

Brian Faison brings more than 30 years of experience in athletic administration, fundraising, marketing and media relations to UND. Faison helped raise millions of dollars for the institutions and organizations he has served, most recently at New Mexico State University, where he served as a special assistant to the president and major gifts officer.

While at New Mexico State, Faison also held positions as the university's assistant vice president for athletics advancement (2004-2007) and director of athletics from 1999-2004. During his tenure at NMSU, Faison successfully lobbied the state legislature, securing \$21.85 million in capital funding for athletic facility renovations and additions, and he also secured a \$3 million single gift, the largest in school history for Aggie athletics. As director of athletics at NMSU, student-athletes set semester and academic year grade-point average records, 12 student-athletes earned Academic All-America honors, athletic teams won 16 outright and/or divisional championships, 10 head coaches were named conference coach of the year, and one coach was named national coach of the year. In addition, annual giving, ticket and advertising revenues all set records.

Relative to UND's move to NCAA Division I, Faison led NMSU from the Big West Conference to the Sun Belt Conference and to NMSU's current home, the Western Athletic Conference.

Prior to joining New Mexico State, Faison served as the director of development for the National Children's Cancer Society (1995-1999). Faison gained experience in Division I administration as the director of athletics at Indiana State University (1988-1995), assistant athletics director for development at the University of Louisville (1984-1988) and assistant athletics director for promotions and fund raising at Illinois State University (1979-1984). He also had stints as the assistant manager for athletic public relations at the University of Missouri (1978-1979) and assistant director for alumni activities at the University of Missouri (1974-1978).

Faison received his bachelor's degree in 1972 from the University of Missouri and is also a 1997 graduate of the National Planned Giving Institute.

Faison and his wife, Donna, have three sons: Jonathan, Matthew and Bradley.



Brian Faison
Athletic Director

Daniella Irle serves as UND's associate athletic director of internal operations and the senior women's administrator.

Irle came from the University of Tulane, where she served as the assistant athletic director of business and student services.

Prior to that appointment, Irle spent three seasons as the head coach of the Tulane women's swimming and diving team, restarting the program after a 13-year hiatus. She was named Conference USA Coach of the Year in 2004-05 and 2005-06.

Irle also spent 10 years as the Fresno State swimming and diving coach. The Western Athletic Conference Coach of the Year in 1993 and 1995, 79 of her swimmers broke Fresno State school records.



Daniella Irle
Associate Athletic Director,
Internal Operations, SWA

Sean Johnson serves as the associate athletic director for external operations for UND athletics.

Johnson most recently was the associate athletic director of external operations and sports information director at the University of Texas A&M-Kingsville.

Johnson also spent five years at New Mexico State University, serving as sports information director, and in the final year and half, the associate athletic director.

Johnson is a 1983 graduate of the University of Missouri. His other stops have included Lincoln University, the University of Missouri-St. Louis, the University of Arkansas-Little Rock, Angelo State, the University of Idaho and the University of North Texas.



Sean Johnson
Associate Athletic Director,
External Operations



Mike Schepp
Assistant Athletic
Director for Operations



Kara Helmig
Assistant Athletic
Director for Compliance



Nate Baukol
Director of Strength and
Conditioning



Jayson Hajdu
Interim Director of
Media Relations



Steve Brekke
Director of Athletic
Development



Bridget Drummer
Director of Academic
Services



Josh Morton
Director of Fighting
Sioux Club



Lisa Persuitti
Director of Marketing



Brian Strom
Director of Aquatics,
Diving Coach



Steve Westereng
Director of Sports
Medicine

Head Coaches



Dick Clay
Women's CC/Track



Jeff Dodson
Baseball



Dan Frei
Golf



Kristen Gay
Soccer



Mike Grandall
Men's CC/Track



Dave Hakstol
Men's Hockey



Brian Idalski
Women's Hockey



Brian Jones
Men's Basketball



Chris Mussman
Football



Kari Peterson
Volleyball



Gene Roebuck
Women's Basketball



Mavial Sampaio
Swimming



Sami Strinz
Softball



Tom Wynne
Tennis

Phone Directory

Athletic Department Staff - General
phone line: 701-777-2234

Unless noted, all phone numbers
begin with 77 followed by the 7-XXXX
number, and are all in the 701 area
code.

ADMINISTRATION

Faison, Brian (AD)	7-2234
Daniella Irlle, (Associate AD/SWA)	7-4036
Sean Johnson, (Associate AD)	7-2210
Schepp, Mike (Asst. AD/Operations)	7-3100
Brekke, Steve	
(Director, Athletic Development)	7-6426
Kara Helmig, (Asst. AD/Compliance)	7-5585
Morton, Josh	
(Director, Fighting Sioux Club)	7-4216
Blake, Jeff (Business Manager)	7-3481
Beiswenger, Debbie	
(Accounts Payable Manager)	7-3366
Hopman, Bev (Office Manager)	7-2713
Lucking, Mia (Executive Assistant)	7-2794
Kahlbaugh, Travis (Equipment)	7-2987

CHEER TEAM

Eberhardt, Amber	7-2685
------------------	--------

MARKETING & PROMOTIONS

Persuitti, Lisa (Director)	7-2237
Dockter, Traie	
(Director, REA marketing)	7-6167

MEDIA RELATIONS

Hajdu, Jayson	
(Interim Director, Media Relations)	7-2985
Kramer, Christy (Asst. Dir.)	7-4210
TBA (Asst. Dir.)	7-2986
Schill, Matt	
(Publications, New Media Editor)	7-2668

SPORTS MEDICINE

Westereng, Steve (Director)	7-3886
Paine, Robin (Physical Therapist)	7-4845
Poolman, Mark (Asst. Trainer)	7-3107
Ziegler, Cathy (Physical Therapist)	7-4846
Seeger, McKynsay (Trainer)	7-6147
Hunt, Erika (Trainer)	7-0723
Rambough, Audrey (Trainer)	7-3177

STRENGTH TRAINING

Baukol, Nate (Head Coach)	7-4035
Peterson, Quinn (Asst. Coach)	7-2063
Schwendtfeiler, Aaron (Asst. Coach)	7-3933
Yow, Matthew (Asst. Coach)	7-3933

TICKET OFFICE

Reardon, Heather (Box Off Mgr.)	7-4694
Ticket Office (REA)	7-0855

HEAD COACHES

Clay, Dick (Women's CC/Track)	7-2979
Dodson, Jeff (Baseball)	7-4038
Frei, Dan (Golf)	787-5464
Gay, Kristen (Soccer)	7-3972
Grandall, Mike (Men's CC/Track)	7-2973
Hakstol, Dave (Men's Hockey)	7-3118
Idalski, Brian (Women's Hockey)	7-6490
Jones, Brian (Men's Basketball)	7-2974
Peterson, Kari (Volleyball)	7-2508
Roebuck, Gene (Women's Basketball)	7-2980
Sampaio, Mavial (Swimming)	7-2766
Strinz, Sami (Softball)	7-4952
Wynne, Tom (Tennis)	746-2790

UND athletics prides itself on the academic excellence of its student-athletes, whose athletic achievements are matched by academic distinction on a yearly basis.

The new athletics study center, which opened in April 2008, serves as an academic center for student-athletes and is conveniently located in the Hyslop Sports Center. The study center has been established to provide a comfortable and centrally-located site to aid in the promotion of academics for all student-athletes.

Academic services director Bridget Drummer oversees the study center, which features 12 state-of-the-art, desktop computers and provides an excellent location for student-athletes to utilize between classes for valuable daytime study. The academic center is also available on demand to student-athletes for evening study table.

UND's student-athletes also have access to a variety of laptop computers for use on road trips, further emphasizing a department-wide commitment to academics.



Bridget Drummer
Director of Academic Services





Strength and conditioning has developed into one of the most vital ingredients in any collegiate athletic program. The Sioux strength and conditioning program is designed to “build better athletes,” not to develop power lifters, Olympic weightlifters, or body-builders.

Sioux strength and conditioning trains the Fighting Sioux to play the game!

The University of North Dakota has some of the finest strength training facilities that provide a healthy and safe environment for Fighting Sioux athletes to become bigger, stronger, and more agile. Nate Baukol, director of strength and conditioning, oversees the program and facilities.

The University of North Dakota’s weight rooms offer Fighting Sioux athletes outstanding facilities in which to train and prepare themselves to compete for championships every year. The facilities include the Ralph Engelstad Arena weight room, the Memorial Stadium weight room, the Hyslop Sports Center weight room, and the Betty Engelstad Sioux Center weight room.

Baukol and a staff of three assistants direct and monitor the training of all student-athletes in each sport at UND. The biggest change in athletics in recent years has been the rise of scientific training methods in weight training and fitness for enhanced performance in competition. Training has become a year-round activity, with a student-athlete spending as much time on physical development as any other part of their sport. Student-athletes follow either off-season or in-season programs, which are specific to the athlete and sport. Off-season programs are five days a week, summer months included. In-season programs are typically 45-minute sessions, two to three days per week, all supervised by the strength and conditioning staff.

The strength and conditioning program is also grateful to the gifts of donors. The weight training facility and equipment in Memorial Stadium was provided with the assistance of Jim and Joann McKay, UND Class of 1955 and John and Brenda Miller, UND class of 1980. The facility in the Betty Engelstad Sioux Center’s Brown and Bender Performance Center was a gracious donation by Mark Brown and David Bender, during the 2005-06 season.



Nate Baukol
Director of Strength and
Conditioning



One of the unfortunate aspects of athletics is that injuries do occur. However, every student-athlete from UND athletic teams are under excellent care thanks to the UND Division of Sports Medicine and its umbrella of staff, facilities and training.

With a staff of nine faculty athletic trainers, two graduate assistant athletic trainers and 30 athletic training students headed by director of sports medicine Steve Westereng, UND student-athletes are in good hands, returning them quickly and safely to participation.

The UND Division of Sports Medicine was formed in 1990. Additionally, the bachelor of science in athletic training degree and the UND Center for Sports Medicine was founded. The athletic training education program was the first program in the nation to be placed directly in a school of medicine and is housed within the Department of Family Medicine, combining the efforts of the UND Athletic Training program and the UND School of Medicine and Health Sciences.

UND's progressive thinking makes the institution a leader in the field of athletic training. Moreover, the program's affiliation with the School of Medicine helps both the athletic training student and the student-athlete. Completion of the bachelor of science in athletic training allows the student to sit for the board of certification exam to become a certified athletic trainer (ATC).

The student-athletes also benefit from having a wealth of competent individuals getting them back into action.

In order to be accepted into the athletic training program, which received a seven-year accreditation in 2001 (*note: UND will receive word in August 2008 of re-accreditation*) from CAAHEP, a student must complete 100 hours of observation, fill out a formal application, and have a minimum GPA of 2.75.

The Division of Sports Medicine also has an outpatient facility, the UND Center for Sports Medicine, which specializes in rehabilitation of orthopedic injuries. UND student-athletes, as well as the general public, utilize this facility to decrease pain, increase strength, and improve range of motion of injuries. Many of the injuries seen in the Center for Sports Medicine are significant, such as pre- and post-surgical issues. The center is staffed by Cathy Ziegler, PT/ATC, and Robin Paine, PT/ATC, who have experience with high school, college, and professional athletes.



Steve Westereng
Director of Sports
Medicine



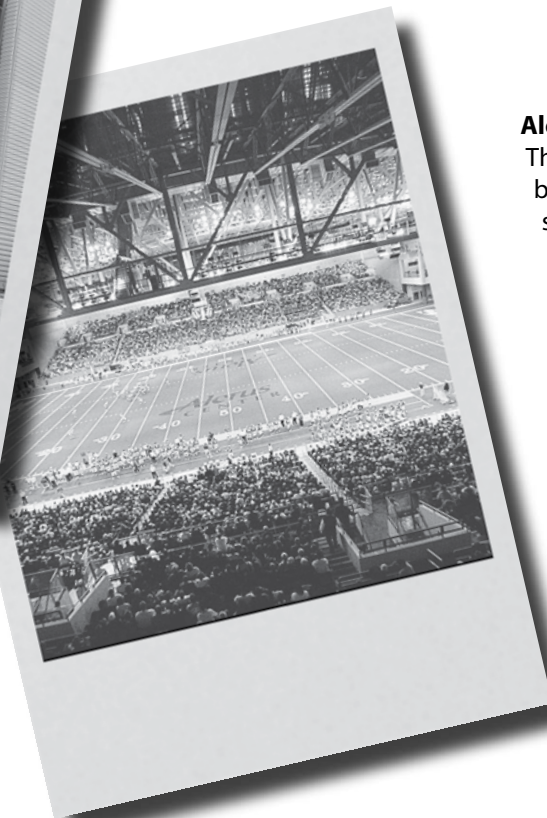
Facilities

Hyslop Sports Center

Hyslop Sports Center is home to North Dakota's swimming and diving teams as well as the administrative offices for the UND Athletic Department. The original fieldhouse was built in 1951, with a multipurpose gym and natatorium, featuring an eight-lane, 50-meter swimming and diving pool, being added on in 1982. The facility also houses 12 racquetball courts, two weight rooms and a training room.

Hyslop Pool

Hyslop Pool is home to the nationally known swimming and diving teams. Host to three NCAA Division II championships (1992, 1996, 2003). Hyslop Pool is among the finest facilities in the nation. A state-of-the-art Daktronics video board overlooks the eight-lane 50-meter pool with balcony seating.




Alerus Center

The Alerus Center, which seats 12,283, has been the home for Fighting Sioux football since 2001. Located just minutes from the UND campus, the facility includes 18 luxury suites and state-of-the-art scoreboards and video replay boards. The Alerus features an AstroTurf Magic playing surface that allows for rapid field conversion, with a playing surface with no seams. Locker rooms are adorned in UND colors and are dividable into four 25-locker sections. There are also dressing rooms for coaches and officials.

Ralph Engelstad Arena

Ralph Engelstad Arena, which opened in 2001, is one of the premier college hockey arenas in the nation. Home to the North Dakota men's and women's hockey teams, the arena seats 11,406 fans and is also used on occasion for Fighting Sioux home basketball games. Amenities include an eight-screen video scoreboard, an adjacent Olympic-sized practice rink, a 10,000-square-foot weight room and a padded leather seat for every spectator.



Betty Engelstad Sioux Center


The newest addition to UND athletic facilities, the Betty Engelstad Sports Center opened in 2004 and is the home for Fighting Sioux men's and women's basketball, as well as North Dakota volleyball. The arena has been recognized as the best facility, and having the best fans, atmosphere and pep band by the Women's Basketball Coaches Association.



King's Walk Golf Course

King's Walk is an Arnold Palmer designed course owned by the Grand Forks Park District and home to the UND golf teams. It features rolling hills, deep ravines, steep ridges and two large lakes. Large bent grass greens are well protected by sculpted bunkers, and tall fescue grasses add to the links style course.






The five-diamond **Apollo Softball Complex** is the home to the UND softball team. The complex was recently renovated to feature enclosed dugouts, concessions, a playground, restroom facilities and grandstands.



The baseball team plays its home games at **Kraft Field**, a city-owned stadium that includes bleacher seating for 2,000 in a picturesque setting with evergreens lining the outfield fences.



Ray Richards Golf Course is a nine-hole course owned and operated by UND. The cross country teams hold the annual Ron Pynn Invitational on the course.



Center Court Fitness Club is owned and operated by the Grand Forks Park District and is the home of the women's tennis team. The facility has five indoor tennis courts.



Memorial Stadium is home to men's and women's track & field teams. The stadium also features SprintTurf, and is utilized as a practice facility for the football team.



Bronson Field has been the home of North Dakota women's soccer since the team's inception in 1999. The natural grass field is located on campus, east of the Ralph Engelstad Arena.

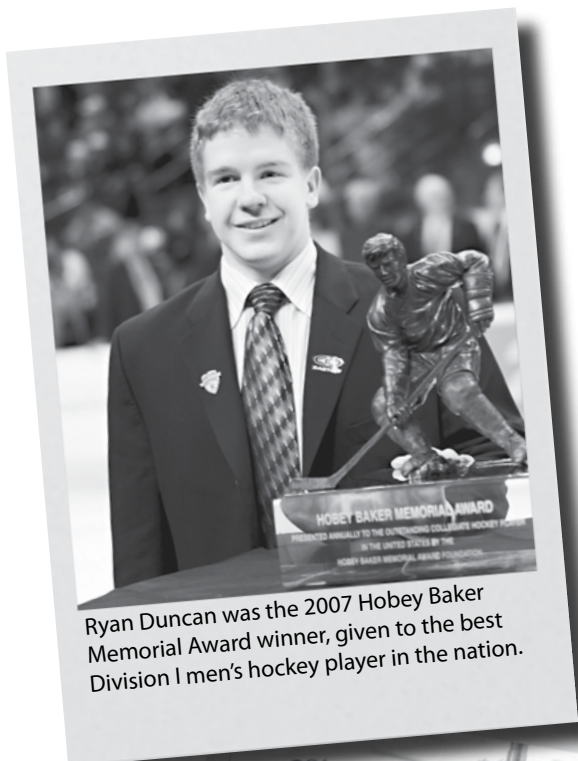
The University of North Dakota is in the second year of a transition to NCAA Division I classification for all sports. The school, which has already had success at the Division I level with its hockey programs, is raising its entire profile across the United States.

Success will be measured by a continuation of high academic achievements, the establishment of itself as a regional power that vies for national championships every year, and a department that sets the benchmark for its peers both in budget and high standards.

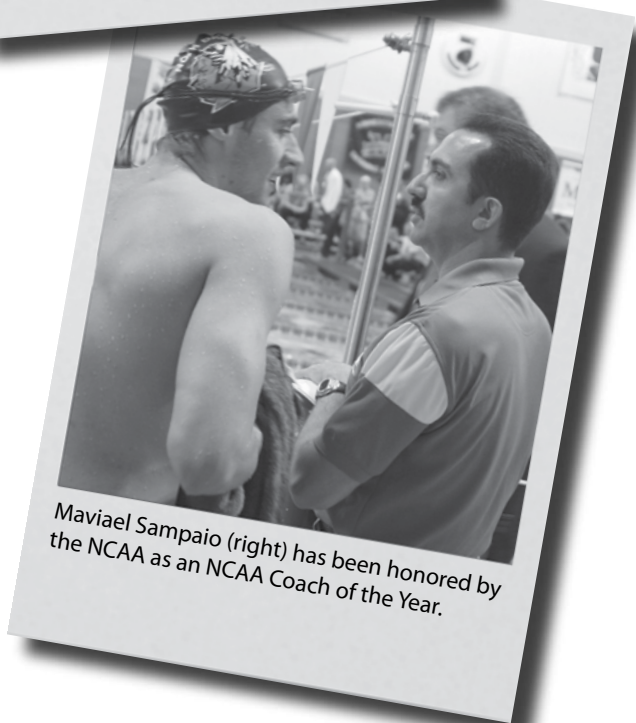
The first step of that goal came when UND joined the expanded Great West Conference on July 10, 2008.

Joining the Great West will allow student-athletes to compete for championships and weekly honors. The conference also provides the base support for the athletic department in terms of NCAA compliance.

It also provides UND with the opportunity to continue the great tradition it has established in over 100 years of athletics.



Ryan Duncan was the 2007 Hobey Baker Memorial Award winner, given to the best Division I men's hockey player in the nation.



Mavíael Sampaio (right) has been honored by the NCAA as an NCAA Coach of the Year.

Established Division I success

- Seven Division I championships
- Five-time NCAA runner-up
- Six Frozen Four appearances in last nine years



Conference championships



Men's Hockey

1958, 1963, 1965, 1967, 1979, 1980, 1982, 1987, 1997, 1998, 1999, 2001, 2004



135 North Central Conference championships in 12 sports.

History of hosting NCAA events

- 2007, 2006, 2005, 2001, 1999, 1998, 1994, 1991, 1990, 1985 and 1984 women's basketball North Central Regional
- 2006 men's hockey NCAA West Regional
- 2005 Division II men's basketball Elite Eight
- 2003, 1996, 1993 DII swimming and diving National Championship
- 1997 Division II women's basketball Elite Eight
- 1993, 1991, 1990, 1982 men's basketball North Central Region
- 1965, 1966, 1967, 1975, 1976 men's basketball Midwest Region

All-time Academic All-Americans

Heading into NCAA Division I classification, the University of North Dakota leaves behind a legacy of academics at the Division II level.

UND has had 65 Academic All-Americans over the years, fourth most among

all Division II schools. The school also ranks near the top 25 for all universities, no matter the classification.

Below is a complete list of UND's Academic All-American student-athletes:

Volleyball

1991	Karla Danielson	2nd Team
2002	Kate Cahill	3rd Team

Football

1975	Fred Slone	2nd Team
1977	Fred Slone	2nd Team
1984	Glen Kucera	2nd Team
1987	Kurt Otto	1st Team
1988	Chuck Clairmont	1st Team
	Rusty Ekness	2nd Team
	Matt Gulseth	1st Team
1992	Mark Ewen	1st Team
	Tim Gelinske	1st Team
1996	Tim Tibesar	1st Team
1998	Marcus McKenzie	2nd Team
1999	Brant Grimes	2nd Team
2001	Mac Schneider	2nd Team
2002	Mac Schneider	1st Team
2003	Jesse Ahlers	2nd Team
2005	Jeff Glas	1st Team
	Digger Anderson	2nd Team
	Danny Gagner	2nd Team
2006	Weston Dressler	1st Team
	Michael Greenwood	1st Team
2007	Mitch Braegelmann	1st Team
	Weston Dressler	1st Team
	Rory Manke	2nd Team

Baseball

1978	Lowell Schweigert	2nd Team
------	-------------------	----------

Softball

2002	Holly Bonk	3rd Team
2007	Casie Hanson	3rd Team
2008	Casie Hanson	1st Team

Women's Basketball

1985	Lori Carriere	2nd Team
1992	Jenny Walter	1st Team
1994	Tracey Pudenz	1st Team
1999	Jaime Pudenz	3rd Team
2000	Jaime Pudenz	2nd Team
2003	Jenny Boll	3rd Team
	Becky Moen	3rd Team

Women's Tennis

2006	Erin Sullivan	3rd Team
------	---------------	----------

Women's Swimming & Diving

1984	Kim Edwards	3rd Team
1985	Kim Edwards	2nd Team
1985	Lori Carriere	2nd Team
1990	Janine Etchepare	2nd Team
1991	Janine Etchepare	1st Team
2001	Katie Bjerke	2nd Team
2002	Katie Bjerke	1st Team
2006	Lauren Mickelson	3rd Team

Men's Swimming & Diving

1993	Carlo Waldfried	3rd Team
1999	Ryan Requist	2nd Team
2000	Ryan Requist	1st Team
2001	Ryan Requist	1st Team
2002	Sebastian Andersson	3rd Team
2004	Sebastian Andersson	2nd Team

Women's Track & Field

1984	Kari McIntire	3rd Team
1985	Kari McIntire	2nd Team
1992	Steph Bruening	2nd Team
1993	Steph Bruening	1st Team
1994	Steph Bruening	1st Team

Men's Track & Field

1989	Steve Burian	1st Team
1990	Steve Burian	1st Team
1999	Marc Sondreal	1st Team
2002	Mike Backes	1st Team

Men's Hockey

2000	Karl Goehring	2nd Team
2001	Karl Goehring	1st Team

Men's Wrestling

1990	Kris Presler	1st Team
1991	Kris Presler	1st Team

Men's Basketball

1977	Fred Lukens	3rd Team
------	-------------	----------

All-Time Postgraduate Scholarship Recipients

1979	Dale Lian	Football	2000	Stacy Brown	Swimming
1980	Todd Thomas	Football		Jaime Pudenz	Basketball
1981	Doug Moen	Football	2001	Missy Berg	Track & Field
1982	Paul Franzmeier	Football		Karl Goehring	Hockey
	Alison Myhra	Tennis		Becky Leppard	Track & Field
1984	Glen Kucera	Football		Ryan Requist	Swimming
1988	Kurt Otto	Football	2002	Mike Backes	Track & Field
	Matt Gulseth	Football		Katie Bjerke	Swimming
1991	Kris Presler	Wrestling	2003	Kate Cahill	Volleyball
	Steve Burian	Track & Field		Kelby Klosterman	Football
1992	Tim Gelinske	Football		Becky Moen	Basketball
	Jenny Walter	Basketball	2004	Jessica Schill	Track & Field
1996	Tim Tibesar	Football	2007	Michael Greenwood	Football
	Tom Langer	Football	2008	Heidi Evans	Track and Field & Cross Country
1998	Tiffany Pudenz	Basketball			

UND's All-Time North Central Conference

Stan Marshall Award Winners (the top student-athlete in the conference)

Males

1991	Kris Presler	Wrestling
1993	Tim Gelinske	Football
1996	Tim Tibesar	Football
2003	Kelby Klosterman	Football
2004	Sebastian Andersson	Swimming

Females


1985	Kim Edwards	Swimming
1986	Janine Owens	Swimming



Men's Hockey • National Champions
1959, 1963, 1980, 1982, 1987, 1997, 2000



Football • National Champions
2001



Women's Basketball • National Champions
1997, 1998, 1999

Individual National Champions

1969	Arjan Gelling	Track & Field (Six Mile)	Rebecca Fischer	Swimming (400 Individual Medley)	Jenny Bachmeier	Swimming (100 Backstroke)
1984	Kim Edwards	Swimming (50 Free)	Brook McKee	Swimming (200 & 400 Medley Relay)	Andy Burckhard	Swimming (200 Freestyle Relay)
1985	Dave Levos	Track & Field (Shot Put)	Beth Morris	Swimming (100 Breaststroke, 200 & 400 Medley Relay)	Rodrigo Ferreira	Swimming (200 Freestyle Relay, 100 Backstroke)
	Mary Beth Dunlevy	Swimming (100 Fly, 200 Freestyle Relay)	Holly Skarsgard	Swimming (200 & 400 Medley Relay)	Jason Mraule	Swimming (200 Freestyle Relay, 400 Freestyle Relay)
	Kim Edwards	Swimming (200 Freestyle Relay)	Trish Stoutenberg	Swimming (400 Medley Relay)	2005 Kasey Moseley	Diving (1 Meter)
	Janine Owens	Swimming (200 Freestyle Relay)	Marie Burckhard	Swimming (200 Medley Relay)	Fernando Alves	Swimming (100 Butterfly & 200 Freestyle Relay)
	Peggy Schmidt	Swimming (200 Freestyle Relay)	Barb Colbert	Swimming (200 & 400 Medley Relay)	Rodrigo Ferreira	Swimming (100 Backstroke & 200 Freestyle Relay)
1986	Dave Levos	Track & Field (Discus)	Brook McKee	Swimming (200&400 Medley Relay)	Eric Knight	Swimming (200 Freestyle Relay)
1987	Norm McGee	Track & Field (100M, 55M)	Beth Morris	Swimming (200 & 400 Medley Relay)	Jason Mraule	Swimming (200 Freestyle Relay)
1988	Norm McGee	Track & Field (100M, 55M)	Trish Stoutenberg	Swimming (400 Medley Relay)	Rodrigo Cintra	Swimming (500 Freestyle)
1989	Norm McGee	Track & Field (100M)	Sebastian Andersson	Swimming (200 Medley Relay)	2006 Jeff Schneider	Swimming (200 Medley Relay)
1989	Janine Etchepare	Swimming (200 Medley Relay)	Mats Liden	Swimming (200 Medley Relay)	Jared Peters	Swimming (200 Medley Relay, 400 Medley Relay)
	Kristin McClocklin	Swimming (200 Medley Relay)	Jacob Mills	Swimming (200 Medley Relay)	Eric Knight	Swimming (200 Medley Relay)
	Michelle Puetz	Swimming (200 Medley Relay)	Vesa Nurmiiviita	Swimming (200 Medley Relay)	Rodrigo Ferreira	Swimming (100 Backstroke, 400 Freestyle Relay, 200 Medley Relay, 400 Medley Relay)
	Jodie Schwartz	Swimming (200 Medley Relay)	Fernando Alves	Swimming (400 Medley Relay)	Pedro Pereira	Swimming (400 Medley Relay)
1990	Janine Etchepare	Swimming (50 Freestyle)	Sebastian Andersson	Swimming (400 Medley Relay)	Per Westergren	Swimming (400 Freestyle Relay, 400 Medley Relay)
1990	Marion Warner	Swimming (110 Breaststroke, 100 Butterfly, 200 Medley Relay)	Janice Berry	Swimming (400 Individual Medley, 200 Breaststroke)	Adam Rollins	Swimming (400 Freestyle Relay)
	Janine Etchepare	Swimming (200 Medley Relay)	Andrew Burckhard	Swimming (200 Medley Relay)	Eric Knight	Swimming (400 Freestyle Relay)
	Michelle Puetz	Swimming (200 Medley Relay)	Rodrigo Cintra	Swimming (1650 Freestyle)	2007 Anthony Buhr	Swimming (200 Freestyle Relay)
	Jodie Schwartz	Swimming (200 Medley Relay)	Mats Liden	Swimming (200 & 400 Medley Relay)	Rodrigo Ferreira	Swimming (100 Backstroke, 200 & 400 Medley Relay)
1991	Shelly Ebbighausen	Swimming (200 Medley Relay)	Jacob Mills	Swimming (200 & 400 Medley Relay)	Eric Knight	Swimming (200 Freestyle Relay, 200 & 400 Medley Relay)
	Janine Etchepare	Swimming (200 Medley Relay)	Beth Morris	Swimming (100 Breaststroke)	Pedro Pereira	Swimming (200 Freestyle Relay, 200 & 400 Medley Relay)
	Jodie Schwartz	Swimming (200 Medley Relay)	Vesa Nurmiiviita	Swimming (200 Medley Relay)	Per Westergren	Swimming (200 Freestyle Relay, 200 Medley Relay)
	Marion Warner	Swimming (200 Medley Relay)	Fernando Alves	Swimming (400 Medley Relay)	Dan Zabler	Swimming (400 Medley Relay)
1992	Shelly Ebbighausen	Swimming (100 Butterfly)	Erin Borgschatz	Diving (1 Meter)	2008 Carissa Gormally	Swimming (50 & 100 Freestyle)
1993	Shelly Ebbighausen	Swimming (100 Butterfly)	Andrew Burckhard	Swimming (400 Medley Relay)	Heidi Evans	Track (1500M)
1993	Tisha Yantzer	Swimming (200 Breaststroke)	Jacob Mills	Swimming (400 Medley Relay)	Matt Litzinger	Track (Javelin)
1994	Marie Crep	Track & Field (800 Meter)	Jeffrey Schnieder	Swimming (400 Medley Relay)		
	Andrea Rudser	Swimming (100 Butterfly, 200 Butterfly)	Fernando Alves	Swimming (200 Freestyle Relay, 100 Butterfly, 200 Butterfly & 400 Freestyle Relay)		
1997	Tania Younkin	Swimming (100 Butterfly)	Sebastian Andersson	Swimming (400 Freestyle Relay)		
1998	Tara Bruels	Swimming (200 Medley Relay)				
	Sarah Doeden	Swimming (200 Medley Relay)				
	Katherine Poole	Swimming (200 Medley Relay)				
	Tania Younkin	Swimming (200 Medley Relay)				
1999	Sarah Doeden	Swimming (200 Medley Relay)				

About Grand Forks

Grand Forks, N.D., is a classic university town. Located in the heart of the Red River Valley on Interstate 29, the largely residential town offers a community environment with all the amenities of a large urban area and the safety and convenience of a small community, and is within driving distance of great amenities in the region.

Grand Forks has outdoor activities for every season:

- 900 acres of park land with trails, sports fields and courts, lakes, playground equipment.
- The Greenway - 2,200 acres along the Red River
- Twenty miles from Turtle River State Park.
- Five golf courses including King's Walk, the only PGA-rated golf course in North Dakota.
- One-of-a-kind Japanese Garden at Sertoma Park.


Greater Grand Forks is an impressively cosmopolitan city, boasting a regional population of roughly 75,000 residents and spanning two states. Because of its diversity, there's always live theatre, musical performances, art shows or a concert from rock to the Grand Forks Symphony somewhere in Grand Forks:

- Alerus Center
- Empire Arts Center
- Ralph Engelstad Arena complex
- Fire Hall Theatre
- The North Dakota Museum of Art
- Chester Fritz Auditorium
- Grand Cities Art Fest
- First Night Celebration

Wherever one lives in Grand Forks, great shops and restaurants are always within a short distance. Additional commercial growth has sprouted at the southwest end of the city, anchored by the Columbia Mall and Market Place. However, the heart of the Grand Cities is downtown, which spans the Red River. Downtown features a large variety of options and events, from a Farmer's Market at the Town Square to fine dining.

2008 NCAA MEN'S

FROZEN FOUR



FIGHTING SIOUX

2008-09 Schedule

Hockey

10/5	Manitoba (Exhibition)	6:07pm
10/10	Boston University	6:30pm
10/11	Massachusetts (at Boston)	3:30pm
10/17	Minnesota State*	7:37pm
10/18	Minnesota State*	7:07pm
10/31	Wisconsin*	7:37pm
11/1	Wisconsin*	7:07pm
11/7	Colorado College*	8:37pm
11/8	Colorado College*	8:07pm
11/14	Alaska Anchorage*	7:37pm
11/15	Alaska Anchorage*	7:07pm
11/21	Minnesota Duluth*	7:37pm
11/22	Minnesota Duluth*	7:07pm
11/28	Cornell	7:37pm
11/29	Cornell	7:07pm
12/05	Harvard	6:00pm
12/06	Harvard	6:00pm
12/12	St. Cloud State	7:37pm
12/13	St. Cloud State	7:07pm
12/19	U.S. Under-18 Team (Exhibition)	7:37pm
12/27	Michigan State	7:06pm
12/28	Michigan or Michigan Tech	3:06pm or 6:36pm
1/2	Bemidji State	7:35pm
1/3	Bemidji State	7:07pm
1/9	Minnesota*	7:37pm
1/10	Minnesota*	7:07pm
1/16	Michigan Tech*	6:07pm
1/17	Michigan Tech*	6:07pm
1/23	Denver*	7:37pm
1/24	Denver*	7:07pm
1/30	St. Cloud State*	7:07pm
1/31	St. Cloud State*	7:37pm
2/13	Minnesota State*	7:07pm
2/14	Minnesota State*	10:07pm
2/20	Alaska Anchorage*	10:07pm
2/21	Alaska Anchorage*	3:37pm
2/28	Colorado College*	3:37pm
3/1	Colorado College*	7:07pm
3/6	Wisconsin*	7:07pm
3/7	Wisconsin*	TBA
3/13-15	WCHA Playoffs First Round	TBA
3/19-3/21	WCHA Final Five - St. Paul Minn.	TBA
3/27-29	NCAA Regionals	TBA
4/9-4/11	NCAA Frozen Four - Washington, D.C.	TBA

* Conference Games
Home games in WHITE

