

# 2009 Lawrence Football

## Contents

Coaching Staff	
Head Coach Chris Howard .....	2
Assistant Coaches .....	3-4
Players	
Numerical, Alphabetical Rosters .....	5-6
Captains .....	7
Returning Players.....	8-13
Newcomers .....	14-16
Pronunciation Guide .....	16
Support Staff.....	17
2009 Season Preview .....	18
2008 in Review	
Game-by-Game Review .....	19-23
Statistics .....	24-25
Lawrence Football History	
All-Americans .....	26-27
Retired Numbers .....	28
The Last Time It Happened .....	28
All-Midwest Conference Selections.....	29
Career Leaders .....	30
Team and Individual Records .....	31-34
Coaching Records .....	35
Series Records.....	36-42
Year-by-Year Results .....	43-47
Midwest Conference	
2008 Final Standings .....	48
2008 All-Midwest Conference Team.....	48
Past Champions .....	49
All-Time Conference Standings .....	49
2009 Composite Conference Schedule .....	49
History.....	50
This Season's Opponents .....	51-55
The Banta Bowl.....	56
Media Information .....	57
About Lawrence.....	58-59
Lawrence Intercollegiate Athletic Hall of Fame .....	60

## Credits

The 2009 Lawrence University football media guide is a publication of the Lawrence University Department of Athletics and Recreation. Text and interior page design by Sports Information Director Joe Vanden Acker. Special thanks to contributing photographer Dan Krueger and Art Director Liz Boutelle.

## Department of Athletics Directory

(All telephone numbers are area code 920)

Acting Director of Athletics ..... Mike Szkodzinski, 832-7348  
Administrative Assistant ..... Mary Jo Christensen, 832-6760

Sports Information Director..... Joe Vanden Acker  
Sports Information Phone ..... 832-6878 || Sports Information Fax ..... | 832-7349 |
| Press Box Phone..... | 832-6989 |

### Coaching Staff

Baseball/Assistant Football. . . . . Jason Anderson, 832-7346  
Men's Basketball/Men's Golf. . . . . Joel DePagter, 993-6281  
Women's Basketball..... Marc Heidorf, 832-7272  
Cross Country/Track and Field. . . . . Jason Fast, 832-6974  
Fencing ..... Steve Amich, 832-6658 || Football ..... | Chris Howard, 832-7347 |
Assistant Football.....	Matt Kehrein, 832-6759
Assistant Football.....	Paul Kinsella, 832-7322
Assistant Football/Baseball.....	Chris Knapp, 832-7347
Ice Hockey.....	Mike Szkodzinski, 832-7348
Assistant Ice Hockey .....	Ryan Peterson, 832-7033
Men's and Women's Soccer. . . . .	Blake Johnson, 832-7034
Head Associate Women's Soccer. . .	Lisa Sammons, 832-7034
Assistant Women's Soccer.....	Megan Frey, 832-7035
Softball.....	Kim Tatro, 832-6975
Swimming and Diving .....	Andrew Fleek, 832-6638
Men's and Women's Tennis .....	Kevin Girard, 832-6513
Volleyball.....	Matt Schoultz, 993-6280

### Staff

University Physician ..... Dr. Charles McKee '68 || Head Certified Athletic Trainer ..... | Erin Buenzli, 832-6762 |
| Certified Athletic Trainer ..... | Lisa Krantz, 832-6762 |

### Game day Support

Public Address Announcer ..... Tim Young '70 || Scoreboard Operator ..... | Rick Peterson |

## Lawrence University Quick Facts

Location	Appleton, Wisconsin
Founded	1847
Enrollment	1,429
President	Jill Beck
Affiliation	NCAA, Division III
Conference	Midwest Conference
Nickname	Vikings
School Colors	Blue and White
Home Field	Banta Bowl (capacity 5,255)

### Phone Numbers

Department of Athletics ..... 832-6760 || Department of Athletics Fax ..... | 832-7349 |
Admissions Office .....	832-6500
Financial Aid Office.....	832-6583
Web site.....	www.lawrence.edu

# Head Coach



## Chris HOWARD

Chris Howard wants his team to take a step forward after the Lawrence University football program struggled in 2008.

"I want to continue to see a progression in our football program," Howard said. "We have made some positive steps over the

past few seasons, but we need to establish ourselves as one of the top teams in the Midwest Conference."

Howard believes the Vikings have some of the pieces in place that will allow Lawrence to compete with the best teams in the Midwest Conference.

"We have student-athletes with a great work ethic, and they are beginning to understand the sacrifices that need to be made if we are to progress toward the top of the conference," Howard said.

An Appleton native, Howard knows all about the great tradition of Lawrence football — 16 Midwest Conference championships and 75 All-America selections. As a young man, Howard spent many Saturdays watching the Vikings in the Banta Bowl. He understands and wants to impress upon his team what a special place Lawrence is.

Chris Howard's Record at Lawrence		
Year	MWC	Overall
2008	0-9	1-9
2007	4-5	4-6
2006	4-5	5-5
2005	4-5	4-5
<b>Totals</b>	<b>12-24</b>	<b>14-25</b>

"We want these young men to appreciate the opportunity that is presented to them at Lawrence," Howard said. "They will receive a superlative education and get the chance to play in the Banta Bowl on Saturday afternoons."

Howard believes one of the most important parts of his job is making sure the student-athletes are enjoying the competition and playing the game for all the right reasons.

"My staff and I also want to get the players to make the most of this opportunity and truly help them cultivate a love for the game," he said.

Howard became the 25th head coach in the football program's long and storied history when he took over in December 2004.

He came to Lawrence after spending three seasons as the defensive coordinator and defensive secondary coach at St. Norbert College. He helped the Green Knights win three conference championships and post the first NCAA Division III playoff victory in school history. St. Norbert compiled an impressive 29-4 record over those three seasons, and the Green Knights ranked first in total defense in the Midwest Conference in Howard's last two years.



"My staff and I also want to get the players to make the most of this opportunity and truly help them cultivate a love for the game."

— Head Coach Chris Howard

Howard has an impressive coaching background that ranges from the prep level to NCAA Division I-A. Before going to St. Norbert, Howard coached for Southern Utah University from 1996 to 2002. He served as both offensive and defensive coordinator at Southern Utah. With Howard as offensive coordinator, the Thunderbirds ranked second in the nation in rushing and 16th in total offense. His defense had three seasons ranked in the top 25 in total defense.

A 1983 graduate of the University of Wisconsin-Stevens Point, Howard played football for the Pointers and earned a bachelor's degree in psychology. He earned a master's degree in physical education from Illinois State University in 1986.

Howard was a doctoral candidate in exercise and sports science at the University of Utah and has all but his dissertation completed.

Howard, who played his prep football for legendary coach Paul Engen at Appleton West High School, is married. Howard and his wife, Mimi, have a son, Nicholas.

## Offense Assistant Coaches



### Matt KEHREIN '98

Matt Kehrein returns for his 11th season as an assistant with the Vikings and will work with the slotbacks.

Kehrein has coached the running backs almost exclusively during his time at Lawrence and has worked with standouts like Justin Berrens '04 and the 2008 Midwest Conference rushing leader, Craig Ebert '09.

A 1998 graduate of Lawrence, Kehrein was a two-time Most Valuable Player and captain for the Vikings' track team and a two-year letterwinner in football. Kehrein, who earned a bachelor's degree in history, continues to hold the Lawrence records in the 200-meter hurdles and 400 hurdles.

Kehrein also was Lawrence's head track coach for four seasons and oversaw a resurgence in the program.

Kehrein, who had 32 Midwest Conference champions during his time as track coach, coached multiple qualifiers for the NCAA Division III Championships, including two-time All-American Kolade Agbaje-Williams '06. During Kehrein's tenure as head track coach, Lawrence had a school-record three qualifiers for the NCAA Division III Outdoor Track and Field Championships in 2003.

A native of Blanchardville, Kehrein was a four-sport athlete at Pecatonica High School.



### Chad ASHMAN

Chad Ashman joins the Lawrence staff this season and will work with the wide receivers.

Ashman brings 12 years of coaching experience at different levels to Lawrence.

Ashman has worked as a position coach at Freedom High School and Green Bay West High School. He also worked with the football program at Seymour High School at the University of Wisconsin-Oshkosh. Ashman also has worked with a pair of semi-pro teams. He was the head coach for the Northeast Wisconsin Storm in 2009 and the offensive coordinator for the Bay Area Vipers in 2008.

A native of Green Bay, Ashman was a prep standout at Bay Port High School, where he played football, basketball and baseball.

Ashman works as an assistant manager of technology for FedEx. He and his wife, Carmen, live in Kaukauna and have two dogs, Kirby and Buddy.



### Paul KINSELLA

Paul Kinsella returns for his third season as the Vikings' offensive coordinator and coaches the offensive line.

A native of Bolingbrook, Ill., Kinsella came to Lawrence from Lakeland College, where he spent five seasons. Kinsella has served as both the offensive and defensive coordinator at Lakeland, which compiled a 34-17 record during his time there.

Kinsella is a 1995 graduate of Illinois Wesleyan University, where he earned a bachelor's degree in mathematics. An All-College Conference of Illinois and Wisconsin selection for the Titans, Kinsella has a master's degree in sports management from Northern Illinois University.

Before going to Lakeland, Kinsella worked as the defensive coordinator, secondary coach, and offensive line coach at North Park University in 2001-02. He was a graduate assistant at Northern Illinois from 1999-2001 and the offensive line coach at North Central College in 1998-99.

Kinsella and his wife, Sara, have two children, Kaitlynn and Kannon, and live in Appleton.



### Craig EBERT '09

Craig Ebert wrapped up a fine playing career with the Vikings last fall and moves to the sideline as the running backs coach for 2009.

Ebert, who earned a bachelor's degree in government, was a first-team All-Midwest Conference running back in 2008 and led the league in rushing at 89.9 yards per game. A two-time MWC Player of the Week, Ebert finished his career with 546 carries for 2,477 yards, which ranks him fourth in career rushing yards at Lawrence. Ebert also caught 102 career passes, good for ninth place in the school record books, for 1,052 yards.

Ebert and his wife, Addie, were married in the summer of 2009 and live in Menasha.

## Defense/Special Teams Assistant Coaches



### Jason ANDERSON

Jason Anderson is back for his second season with the Lawrence football staff and will serve as co-defensive coordinator and coach the safeties. Anderson also serves as the head baseball coach for the Vikings.

A native of Grinnell, Iowa, Anderson is a 2001 graduate of Grinnell College, where he earned a bachelor's degree in American studies. He also received a master's degree in sports coaching in 2006 from the United States Sports Academy.

A three-sport standout for the Pioneers, Anderson was an All-Midwest Conference cornerback on Grinnell's 1998 conference championship football team and served as team captain of Grinnell's 2001 MWC championship basketball squad. An outfielder on the baseball team, Anderson belted a game-winning grand slam to give Grinnell the 2000 MWC South Division title.

Anderson worked on the baseball and football coaching staffs at Grinnell from 2004-08. He served as the hitting coach and coordinated the defense for the baseball team. On the football side, Anderson served special teams coordinator in 2005-06 and served as defensive coordinator in 2007.

Anderson and his wife, Yoly, have three children, A.J., Mikey, and Maddux and live in Appleton.



### Chris KNAPP

Chris Knapp returns for his second season with the Vikings and will serve as the co-defensive coordinator in addition to coaching the defensive line. Knapp also serves as an assistant baseball coach for the Vikings.

Although Knapp has only one year under his belt as a Lawrence coach, he has a long connection with the university. His father, William, is a 1951 Lawrence graduate. Knapp's father starred in football, basketball and tennis for the Vikings.

Knapp was a rugby player at the University of Denver. A strong flanker, Knapp was an All-Eastern Rockies selection from 1992-94 and played every minute of Denver's run to the Western United States championship in 1993. Knapp also earned All-Western United States honors that season.

Before coming to Lawrence, Knapp spent six years as an assistant coach for Northland Pines High School and was the defensive coordinator for two seasons for the 2007 Wisconsin State Football League champion Fox Valley Force.

Knapp is a 1997 graduate of the University of Dubuque, where he earned a bachelor of business administration degree. Knapp and his wife, Anne, were married in August 2009, and live in Appleton.



### Jeff JANSEN

Jeff Jansen returns for his fifth season as an assistant coach for the Vikings and will work with the cornerbacks.

Jansen is a native of Kaukauna and was a multi-sport athlete at Kaukauna High School. He participated in football, baseball, basketball and powerlifting for the Galloping Ghosts. Jansen, a 1993 Kaukauna graduate, also served as an assistant coach for the Ghosts for four seasons.

Jansen earned a degree in machine tool operation from Fox Valley Technical College and works at Amptilet. Jansen and his wife, Jamie, live in Combined Locks.



### Dave PETERSON

Dave Peterson is in his sixth season guiding the kicking game. A veteran assistant coach, he instructs Lawrence's kickers, punters, long-snappers and holders.

Peterson has turned the Lawrence kicking game into one of the best in the Midwest Conference. Under his tutelage, the Vikings have become consistent performers in the kicking game.

Peterson was an assistant coach at the prep level for nearly 15 years before coming to Lawrence. His players put together a superb record of success that included record-setting field goals and seasons without missing an extra point.

Peterson is recently retired from his service as the Fox Valley Metro Police chief. He and his wife, Ann, live in Little Chute. The Petersons have three children and five grandchildren.



### Kory HANSEN

Kory Hansen joins the Lawrence staff this season and will work with the linebackers.

This is Hansen's first stint as a college coach, but he has been serving as the defensive coordinator with the Fox Valley Force, the 2008 Wisconsin State Football League champions.

Hansen, who has also coached at the youth level, is a native of Sheboygan and a 1993 graduate of Sheboygan North High School. Hansen starred in football, wrestling and track and field for the Golden Raiders.

Hansen, who works as a router for N&M Transfer Co., lives in Appleton with his wife, Audra. The Hansens have three children, David, William and Mada Lynn.

# Numerical Roster

Number	Name	Pos.	Height	Weight	Year	Hometown/High School
1	Nick Thackston	CB	5-9	180	Fr.	Lake Villa, Ill./Lakes Community
2	Justin Barbour	DB	5-11	165	Fr.	Seal Beach, Calif./Sage Hill School
3	Kyle Gauthier	CB	6-0	170	Jr.	Brillion, Wis./Kaukauna
4	Sam Ausloos	QB	6-0	185	Fr.	Baileys Harbor, Wis./Gibraltar
5	Brian Janssen	LB	5-11	195	Sr.	Green Bay, Wis./Ashwaubenon
6	Greg Pater	LB	6-1	220	Jr.	Berwyn, Ill./Morton
7	Matt Hintz	TE	6-2	240	Sr.	Chilton, Wis./Chilton
8	Andy Frelich	CB	5-10	185	Sr.	Maribel, Wis./Denmark
9	Nate Nelson	WR/QB	6-1	200	Fr.	Waupaca, Wis./Waupaca
10	Nick Maxam	QB	6-1	212	Sr.	Appleton, Wis./East
11	Eric Bohling	QB	6-2	205	So.	Salt Lake City, Utah/East
12	Jeff Nichols	S	6-3	210	Jr.	Janesville, Wis./Craig
13	Jon Bruehl	WR	6-0	190	So.	Kaukauna, Wis./Kaukauna
14	Mats Jonsson	QB	5-9	180	So.	Barcelona, Spain/Escola Pia Santa Anna
16	Wes Otte	WR	5-9	175	Sr.	Appleton, Wis./East
18	Josh Scheck	SL	5-11	175	Sr.	Menomonee Falls, Wis./Milwaukee Lutheran
19	Alex Brewer	QB	5-11	185	Fr.	Rio, Wis./Rio
20	Ben Hartman	RB	5-8	170	So.	Portage, Wis./Portage
21	Kevin Penza	LB	5-10	203	Sr.	Green Bay, Wis./Ashwaubenon
23	Jordan Burke	S	6-3	205	Fr.	Sturgeon Bay, Wis./Sturgeon Bay
25	Chris McDonald	SL	5-10	175	Fr.	Chicago, Ill./Michelle Clark
26	Jesse Peterson	RB	5-10	200	Jr.	Monroe, Wis./Monroe
27	Robbie Ulloa	CB	5-9	165	So.	Burlington, Wis./Catholic Central
28	Matt Desjardins	DE	6-4	230	So.	St. Cloud, Minn./St. John's Prep
30	Matt Larsen	LB/RB	5-9	185	Fr.	Rockton, Ill./Hononegah
31	Mike Gostisha	LB	6-0	215	Sr.	Appleton, Wis./East
32	Larry Mikrut	LB	6-2	225	Fr.	Park Forest, Ill./Rich East
33	Marvin Simelton	DL	6-0	200	Sr.	Milwaukee, Wis./Vincent
34	Jon Hope	RB	6-0	190	Fr.	Eagle River, Wis./Northland Pines
36	Lucas Below	SL	5-11	178	Sr.	Rice Lake, Wis./Rice Lake
37	Nick Randall	DE	6-4	215	Fr.	Chino Valley, Ariz./Prescott
38	Brandon Olson	WR	5-11	190	Fr.	Holmen, Wis./Holmen
40	John Buntrock	DL	5-8	200	Sr.	De Pere, Wis./Ashwaubenon
42	Matt Frelich	DE	6-1	190	Sr.	Maribel, Wis./Denmark
43	Luke Fickbohm	TE	5-11	215	Sr.	Port Wing, Wis./South Shore
45	Correy Torres	DL	5-11	250	So.	New York, N.Y./Harlem Renaissance
47	Nick Hitch	K	6-2	180	Fr.	Green Bay, Wis./East
48	Cody Robel	K	5-11	190	Fr.	Appleton, Wis./West
50	Nick Kerkman	OL	5-11	260	So.	Mequon, Wis./Homestead
51	Gus Bishop	OL	6-1	245	Fr.	Minneapolis, Minn./Southwest
52	Eric Follett	DL	5-11	205	So.	West Bend, Wis./Milwaukee University School
54	Chris White	OL	5-11	225	Fr.	Waukegan, Ill./Waukegan
55	Alex Schmitt	DL	6-2	225	Fr.	Reedsburg, Wis./Reedsburg
56	Brian Dabbs	DE	6-1	220	Sr.	Toledo, Ohio/St. Francis de Sales
57	Tim Bickmore	OL	6-3	230	Jr.	Salt Lake City, Utah/Highland
58	Kyle Gerstner	OL	6-1	265	Fr.	Appleton, Wis./East
60	Jesse Simonsen	OL	6-1	255	So.	St. John, Virgin Islands/St. John School
61	Kaushal Malde	OL	6-4	280	Jr.	Greenfield, Wis./Marquette
68	Cullen Dunn	OL	6-0	250	Jr.	Oshkosh, Wis./West
71	Jeremy Reider	DL	6-0	290	Sr.	Appleton, Wis./North
72	Chris Schmidt	OL	6-4	320	Fr.	Menomonee Falls, Wis./Menomonee Falls
76	Ben Rabenn	OL	6-4	270	Fr.	Eagle River, Wis./Northland Pines
77	Ryan Shaw	OL	5-11	270	Jr.	Monkton, Md./Hereford
78	John Oestreich	OL	6-2	240	Fr.	Lake Mills, Wis./Lake Mills
80	Jeremiah Johnson	WR	6-2	220	Jr.	Beaver Dam, Wis./Wayland Academy
83	Troy McGilligan	WR	5-11	175	Jr.	Pewaukee, Wis./Waukesha South
93	Dan Behnke	RB	5-9	175	Sr.	Green Bay, Wis./Ashwaubenon
99	Zach Kulig	DL	6-1	195	Fr.	Grayslake, Ill./Carmel Catholic

# Alphabetical Roster

Number	Name	Pos.	Height	Weight	Year	Hometown/High School
4	Sam Ausloos	QB	6-0	185	Fr.	Baileys Harbor, Wis./Gibraltar
2	Justin Barbour	DB	5-11	165	Fr.	Seal Beach, Calif./Sage Hill School
93	Dan Behnke	RB	5-9	175	Sr.	Green Bay, Wis./Ashwaubenon
36	Lucas Below	SL	5-11	178	Sr.	Rice Lake, Wis./Rice Lake
57	Tim Bickmore	OL	6-3	230	Jr.	Salt Lake City, Utah/Highland
51	Gus Bishop	OL	6-1	245	Fr.	Minneapolis, Minn./Southwest
11	Eric Bohling	QB	6-2	205	So.	Salt Lake City, Utah/East
19	Alex Brewer	QB	5-11	185	Fr.	Rio, Wis./Rio
13	Jon Bruehl	WR	6-0	190	So.	Kaukauna, Wis./Kaukauna
40	John Buntrock	DL	5-8	200	Sr.	De Pere, Wis./Ashwaubenon
23	Jordan Burke	S	6-3	205	Fr.	Sturgeon Bay, Wis./Sturgeon Bay
56	Brian Dabbs	DE	6-1	220	Sr.	Toledo, Ohio/St. Francis de Sales
28	Matt Desjardins	DE	6-4	230	So.	St. Cloud, Minn./St. John's Prep
68	Cullen Dunn	OL	6-0	250	Jr.	Oshkosh, Wis./West
43	Luke Fickbohm	TE	5-11	215	Sr.	Port Wing, Wis./South Shore
52	Eric Follett	DL	5-11	205	So.	West Bend, Wis./Milwaukee University School
8	Andy Frelich	CB	5-10	185	Sr.	Maribel, Wis./Denmark
42	Matt Frelich	DE	6-1	190	Sr.	Maribel, Wis./Denmark
3	Kyle Gauthier	CB	6-0	170	Jr.	Brillion, Wis./Kaukauna
58	Kyle Gerstner	OL	6-1	265	Fr.	Appleton, Wis./East
31	Mike Gostisha	LB	6-0	215	Sr.	Appleton, Wis./East
20	Ben Hartman	RB	5-8	170	So.	Portage, Wis./Portage
7	Matt Hintz	TE	6-2	240	Sr.	Chilton, Wis./Chilton
47	Nick Hitch	K	6-2	180	Fr.	Green Bay, Wis./East
34	Jon Hope	RB	6-0	190	Fr.	Eagle River, Wis./Northland Pines
5	Brian Janssen	LB	5-11	195	Sr.	Green Bay, Wis./Ashwaubenon
80	Jeremiah Johnson	WR	6-2	220	Jr.	Beaver Dam, Wis./Wayland Academy
14	Mats Jonsson	QB	5-9	180	So.	Barcelona, Spain/Escola Pia Santa Anna
50	Nick Kerkman	OL	5-11	260	So.	Mequon, Wis./Homestead
99	Zach Kulig	DL	6-1	195	Fr.	Grayslake, Ill./Carmel Catholic
30	Matt Larsen	LB/RB	5-9	185	Fr.	Rockton, Ill./Hononegah
61	Kaushal Malde	OL	6-4	280	Jr.	Greenfield, Wis./Marquette
10	Nick Maxam	QB	6-1	212	Sr.	Appleton, Wis./East
25	Chris McDonald	SL	5-10	175	Fr.	Chicago, Ill./Michelle Clark
83	Troy McGilligan	WR	5-11	175	Jr.	Pewaukee, Wis./Waukesha South
32	Larry Mikrut	LB	6-2	225	Fr.	Park Forest, Ill./Rich East
9	Nate Nelson	WR/QB	6-1	200	Fr.	Waupaca, Wis./Waupaca
12	Jeff Nichols	S	6-3	210	Jr.	Janesville, Wis./Craig
6	Greg Pater	LB	6-1	220	Jr.	Berwyn, Ill./Morton
21	Kevin Penza	LB	5-10	203	Sr.	Green Bay, Wis./Ashwaubenon
26	Jesse Peterson	RB	5-10	200	Jr.	Monroe, Wis./Monroe
78	John Oestreich	OL	6-2	240	Fr.	Lake Mills, Wis./Lake Mills
38	Brandon Olson	WR	5-11	190	Fr.	Holmen, Wis./Holmen
16	Wes Otte	WR	5-9	175	Sr.	Appleton, Wis./East
76	Ben Rabenn	OL	6-4	270	Fr.	Eagle River, Wis./Northland Pines
37	Nick Randall	DE	6-4	215	Fr.	Chino Valley, Ariz./Prescott
71	Jeremy Reider	DL	6-0	290	Sr.	Appleton, Wis./North
48	Cody Robel	K	5-11	190	Fr.	Appleton, Wis./West
18	Josh Scheck	SL	5-11	175	Sr.	Menomonee Falls, Wis./Milwaukee Lutheran
72	Chris Schmidt	OL	6-4	320	Fr.	Menomonee Falls, Wis./Menomonee Falls
55	Alex Schmitt	DL	6-2	225	Fr.	Reedsburg, Wis./Reedsburg
77	Ryan Shaw	OL	5-11	270	Jr.	Monkton, Md./Hereford
33	Marvin Simelton	DL	6-0	200	Sr.	Milwaukee, Wis./Vincent
60	Jesse Simonsen	OL	6-1	255	So.	St. John, Virgin Islands/St. John School
1	Nick Thackston	CB	5-9	180	Fr.	Lake Villa, Ill./Lakes Community
45	Correy Torres	DL	5-11	250	So.	New York, N.Y./Harlem Renaissance
27	Robbie Ulloa	CB	5-9	165	So.	Burlington, Wis./Catholic Central
54	Chris White	OL	5-11	225	Fr.	Waukegan, Ill./Waukegan

## Team Captains



### 5 Brian JANSSEN

Senior, 5-11, 195  
Linebacker  
Green Bay, Wisconsin  
Ashwaubenon High School

**Career:** 188 tackles, 30 TFL, 1.5 sacks, 2 INTs. **2008:** Honorable mention All-MWC. 72 tackles, 11 TFL, 3 pass breakups, 1 forced fumble, 1 fumble recovery. Tied career high with 14 tackles at Illinois College. Career-high 4 TFLs vs. Grinnell. **2007:** 82 tackles, 13 TFL, 0.5 sacks, 1 INT. Career-high 14 tackles at St. Norbert. Season-high 3 TFL at Grinnell. Returned INT for TD vs. Carroll. **2006:** 34 tackles, 6 TFL, 1.0 sacks, 1 INT. Fumble recovery for TD vs. Lake Forest. Season-high 6 tackles vs. Lake Forest. Picked up season-best 2 TFLs vs. Grinnell, Lake Forest and Beloit. Had INT at Illinois College. **High School:** Standout on 2005 WIAA Division 2 state championship team. Earned first-team All-Bay Conference honors. Named first-team All-Area by *Green Bay Press-Gazette*, and Ashwaubenon defense chosen as Players of the Year. Played for legendary coach Ken Golomski. **Personal:** Psychology major.



### 57 Tim BICKMORE

Junior, 6-3, 230  
Offensive Lineman  
Salt Lake City, Utah  
Highland High School

**Career:** A fixture in the offensive line since coming to campus. **2008:** Starter on the offensive line. Helped Craig Ebert win MWC rushing title. **2007:** Earned starting job immediately. Helped Vikings average 3.6 yards per carry. **High School:** Named first-team all-state by the *Salt Lake Tribune* and *Deseret News* as a senior. Earned first-team all-region honors as a senior and honorable mention as a junior. Played for Brady Benson. Named to Honor Roll. Won Warner Award. **Personal:** Economics major.



### 31 Mike GOSTISHA

Senior, 6-0, 215  
Linebacker  
Appleton, Wisconsin  
East High School

**Career:** 135 tackles, 21 TFL, 4.0 sacks, 3 pass breakups. **2008:** Started at linebacker. 66 tackles, 15 TFL, 2.0 sacks, 1 pass breakup, 1 fumble recovery. Named MWC Defensive Player of the Week after tying career high with 10 tackles and posting 4 TFL vs. Minnesota-Morris. Posted career-high 5 TFL vs. St. Norbert. **2007:** Claimed starting job. 43 tackles, 4 TFL, 1.0 sacks, 1 pass breakup. Career-high 10 tackles vs. Monmouth and Carroll. Season-high 2 TFL vs. Monmouth. **2006:** 26 tackles, 2 TFL, 1.0 sacks, 1 pass breakup. Had season-high 8 tackles at Carroll. Picked up TFLs vs. St. Norbert and at Carroll. Recovered a fumble at Knox. **High School:** Two-time All-Fox Valley Association selection at linebacker. Played for All-American Pat Schwanke '83. **Personal:** History major. Member of Academic All-MWC team. Son of Mike Gostisha '80, who starred at running back for the Vikings.



### 71 Jeremy REIDER

Senior, 6-0, 290  
Defensive Lineman  
Appleton, Wisconsin  
North High School

**Career:** 97 tackles, 16 TFL, 4.5 sacks. Three-time All-MWC. **2008:** Missed entire season due to injury. **2007:** Honorable mention All-MWC. Team captain. Piled up 36 tackles, including 3 TFL and 0.5 sacks. Scored first career touchdown on 21-yard interception return vs. Illinois College. Had career-high 8 tackles vs. Carroll. Made key fumble recovery against Beloit. **2006:** Honorable mention All-MWC. 38 tackles, 10 TFL, 2.0 sacks. Had season-high 7 tackles vs. Beloit and was named to D3football.com Team of the Week. Had career-high 3 TFL vs. Beloit and at Minnesota-Morris. **2005:** Honorable mention All-MWC. 23 tackles, 3 TFL, 2.0 sacks. Had season-high 5 tackles three times. **High School:** Earned first-team All-Fox Valley Association, *Post-Crescent* All-Area, and all-region honors. Selected to *Journal Sentinel* All-State second team. Played for Paul Engen. State wrestling qualifier. **Personal:** History and education major. Wisconsin Intercollegiate Athletic Conference place winner in wrestling.



## Returning Players



### 1 Nick THACKSTON

Sophomore, 5-9, 180  
Cornerback  
Lake Villa, Illinois  
Lakes Community High School

**2008:** Recorded 9 tackles. Had season-high 3 tackles at Monmouth. Had pass breakup vs. Grinnell. **High School:** Starred in football and baseball. Football team captain. Two-year starter in football. Won Special Teams Player of the Year Award. Played football for Luke Mertens. **Personal:** Undecided on a major. Also plays baseball for Lawrence.



### 3 Kyle GAUTHIER

Junior, 6-0, 170  
Cornerback  
Brillion, Wisconsin  
Kaukauna High School

**Career:** 36 tackles, 3 TFL, 3 INTs, 11 pass breakups. 93 punts, 3,109 yards, 33.4-yard average. **2008:** 26 tackles, 1 TFL. Had career-high 6 tackles at Knox. Had career-high 4 pass breakups vs. Minnesota-Morris. Punted 56 times for 1,928 yards, a 34.4-yard average. Had three punts of 50-plus yards. Had 14 punts inside 20 and 4 touchbacks. **2007:** Honorable mention All-MWC. 10 tackles, 2 TFL, team-high 3 INTs, 7 pass breakups. Had career-high 2 INTs vs. Illinois College and another at Beloit. Punted 37 times for 1,181 yards, a 31.9-yard average. Had 4 touchbacks and 7 punts inside the 20. Had season-best 58-yard punt at Lake Forest. **High School:** Participated in football, track and powerlifting. Played both wide receiver and defensive back and served as a punter and placekicker. Named special teams MVP. Played football for Mark Jonas. Three-year letterwinner in track. State track qualifier in the high jump. Three-year state qualifier in powerlifting. Honor Roll student. **Personal:** Religious studies major. Track and field letterwinner for the Vikings.



### 6 Greg PATER

Junior, 6-1, 220  
Linebacker  
Berwyn, Illinois  
J.S. Morton High School

**Career:** 68 tackles, 6 TFL, 2.0 sacks. **2008:** 53 tackles, 4 TFL, 1.0 sacks, 1 pass breakup. Career-high 12 tackles at Monmouth. Career-high 3 TFL vs. St. Norbert. Recorded pass breakup at Illinois College. **2007:** 15 tackles, 2 TFL, 1.0 sacks. Season-high 3 tackles at Lake Forest. Had TFL at St. Norbert and at Lake Forest. Recorded safety at St. Norbert. **High School:** Played linebacker, defensive back and tight end during his career. Won team's Defensive MVP, Super Mustang and Sportsmanship awards. Played for Tom Gullickson. Academic All-West Suburban Gold Conference selection. Named to National Honor Society. **Personal:** Economics major.



### 7 Matt HINTZ

Senior, 6-2, 240  
Tight End  
Chilton, Wisconsin  
Chilton High School

**Career:** Has played both tight end and quarterback. 36 catches, 314 yards, 4 TDs. 3 carries, 45 yards, 1 TD. **2008:** Honorable mention All-MWC. Starting tight end. 20 catches, 196 yards, 2 TDs. Had career-high 6 catches vs. St. Norbert. Grabbed career-high 2 TD passes at Knox. **2007:** Caught 15 passes for 106 yards and 2 TDs. Had season-high 3 catches at Grinnell and vs. Illinois College. Made first TD catch at Lake Forest. Also caught TD pass vs. Carroll. Also ran for TD at Beloit. **2006:** Made the move from quarterback to receiver. Caught first career pass against Beloit. **High School:** Standout in football, basketball and track and field. Team captain in football and basketball. Earned All-Olympian Conference honors. Two-time Most Improved award winner. Played football for Scott Fritz. Won three letters in basketball. Named to Honor Roll all four years. Won academic letter. Won Chilton Optimist International Youth Award. Won Hofmeister Athletic Citizenship Award. **Personal:** Psychology major.



### 8 Andy FRELICH

Senior, 5-10, 185  
Cornerback  
Maribel, Wisconsin  
Denmark High School

**Career:** 99 tackles, 7 TFL, 5 INTs, 9 pass breakups. **2008:** Starting cornerback. 27 tackles, 3 TFL, 1 INT, 2 pass breakups, 1 fumble recovery. Had season-high 5 tackles at Knox. Picked up INT at Illinois College. **2007:** Starting cornerback. 48 tackles, 2 TFL, 2 INTs, 2 pass breakups. Had career-high 10 tackles vs. Monmouth. Recorded INTs vs. Illinois College and at Beloit. Returned 4 punts for 14 yards. **2006:** Emerged as a key member of the defensive backfield. 24 tackles, 2 TFL, 2 INTs, 5 pass breakups. Picked up INTs at Minnesota-Morris and Carroll. Had season-high 6 tackles vs. Lake Forest. **High School:** Standout in football, basketball and baseball. All-Packerland Conference selection at defensive back and placekicker. Played football for Rick Diny. Four-time all-conference selection in baseball. Baseball team won three league titles and finished second in state in 2005. **Personal:** Biology major. Twin brother, Matt, also plays for the Vikings. Also plays baseball for Lawrence.



## Returning Players



### 10 Nick MAXAM

Senior, 6-1, 212  
Quarterback  
Appleton, Wisconsin  
East High School

**Career:** 274-524 passing for 3,142 yards, 25 TDs, 29 INTs. 133 carries, 12 yards. Ranks seventh in Lawrence career passing yards and eighth in TD passes. **2008:** Starting quarterback. 154-282 passing for 1,685 yards, 12 TDs, 19 INTs. 41 carries, minus-133 yards rushing. Had career highs with 341 passing yards, 28 completions, and 3 TD passes vs. St. Norbert. Had career-high 41 passing attempts vs. Beloit and at Carroll. **2007:** Saw action at quarterback in 5 games. 44-97 passing for 343 yards, 1 TD, 1 INT. Had season highs in attempts (40) and completions (18) at Grinnell. Tossed TD pass at Grinnell. **2006:** Starting quarterback. 76-145 passing for 1,114 yards, 12 TDs, 9 INTs. Tied NCAA record with 99-yard TD pass at Monmouth. Passed for season-high 242 yards vs. St. Norbert. Completed season-best 14 passes at Illinois College. Threw season-high 2 TD passes four times. Rushed 69 times for 130 yards. Had season highs with 14 carries and 66 yards at Minnesota-Morris. **High School:** Earned All-Fox Valley Association honors. Played for Lawrence All-American Pat Schwanke '83. **Personal:** Government major.



### 11 Eric BOHLING

Sophomore, 6-2, 205  
Quarterback  
Salt Lake City, Utah  
East High School

**2008:** Saw action at quarterback in 3 games. 12-29 passing, 174 yards, 1 TD, 2 INTs. Threw TD pass vs. Grinnell. 2 carries, minus-4 yards. **High School:** First-team all-region and second-team all-state selection in football. Two-time first-team all-region baseball selection. Participated in 4A All-Star football and baseball games. **Personal:** One of many family members to attend Lawrence, including 2007 Hall of Fame inductee Fred Flom '63. Government major. Also plays baseball for Lawrence.



### 12 Jeff NICHOLS

Junior, 6-3, 210  
Safety  
Janesville, Wisconsin  
Joseph A. Craig High School

**Career:** 95 tackles, 15 TFL, 1.0 sacks, 11 pass breakups. **2008:** 61 tackles, 10 TFL, 1.0 sacks, 9 pass breakups. Career-high 12 tackles at Knox. Matched career high with 2 TFL at Illinois College, vs. Lake Forest and vs. Minnesota-Morris. Picked up first career sack vs. Lake Forest. **2007:** 34 tackles, 5 TFL, 2 pass breakups, 1 blocked kick. Season-high 8 tackles at Beloit. Career-high 2 TFL at Macalester. **High School:** Starred in football, basketball and track and field. Earned first-team All-Big Eight Conference honors. Named league's top defensive back. Played football for Bill O'Leary. Member of National Honor Society. Earned academic high honors. **Personal:** Biology major. Member of Academic All-MWC team.



### 13 Jon BRUEHL

Sophomore, 6-0, 190  
Wide Receiver  
Kaukauna, Wisconsin  
Kaukauna High School

**2008:** Caught 10 passes for 144 yards. Had season highs with 3 catches and 50 receiving yards vs. Lake Forest. **High School:** Starred in football, basketball and track and field. First-team All-Fox Valley Association selection at wide receiver and second-team all-conference selection at defensive back. Played football for Mark Jonas. WIAA State Championships qualifier in the high jump. **Personal:** Biology major. Grandson of Lawrence All-American Charles "Sal" Cianciola '55.



### 14 Mats JONSSON

Sophomore, 5-9, 180  
Quarterback  
Barcelona, Spain  
Escola Pia Santa Anna

**2008:** Saw action at quarterback vs. St. Norbert and vs. Grinnell. 2-5 passing, 9 yards. 6 rushes, 19 yards. **High School:** Football and judo standout. Played on 2008 Spanish national football team. 2007 high school state football champion. 2007 football team MVP. Team took third in Spanish football championship in 2008. 2005 state judo runner-up. 2005 conference judo champion. Catalonia all-state judo selection in 2005. **Personal:** Economics major.

## Returning Players



### 16 Wes OTTE

Senior, 5-9, 175  
Wide Receiver  
Appleton, Wisconsin  
East High School

**Career:** 46 catches, 461 yards, 1 TD. **2008:** Missed five games due to injury. Had season-high 3 catches at Illinois College and vs. Beloit. Had season-best 44 receiving yards vs. Beloit. **2007:** 32 catches, 290 yards, 1 receiving TD. Career-high 6 catches and scored first TD at Grinnell. Career-high 69 receiving yards at Lake Forest. **2006:** 4 catches, 81 yards. Career-best 39-yard catch vs. St. Norbert. **High School:** Three-sport standout in football, basketball and baseball. Played both wide receiver and defensive back. Earned honorable mention on All-Fox Valley Association team in 2004 and 2005. Played football for All-American Pat Schwanke '83. **Personal:** History major. Cousin of All-America running back Brad Olson '98. All-MWC outfielder for Lawrence baseball team.



### 18 Josh SCHECK

Senior, 5-11, 175  
Slotback  
Menomonee Falls, Wisconsin  
Milwaukee Lutheran High School

**Career:** 18 catches, 208 yards, 1 TD. 9 carries, 27 yards. **2008:** 8 catches, 137 yards. 1 rush, 5 yards. Tied career high with 3 catches and had career-high 61 receiving yards at Illinois College. Had career-long 29-yard catch at Illinois College. **2007:** Saw limited action due to injury. 3 catches, 5 yards, 1 TD. 1 carry, minus-3 yards. Scored first career TD vs. Monmouth. **2006:** Caught 7 passes for 66 yards. Had career-high 3 catches and season-best 27 receiving yards at Knox. Had season-best 21-yard catch vs. Beloit. Rushed 7 times for 25 yards. Career highs with 4 carries and 13 yards vs. Beloit. **High School:** Starred in football and wrestling. Football team captain. Participated in Christian Leadership for football. Played football for Lonnie Pries. Elected Mr. Student Body. Class salutatorian. **Personal:** Biology/pre-medicine major. Member of Academic All-MWC team.



### 20 Ben HARTMAN

Sophomore, 5-8, 170  
Running Back  
Portage, Wisconsin  
Portage High School

**2008:** Saw action in every game. 1 carry, 3 yards. 10 tackles, 1 TFL, 1 pass breakup. Had season-high 3 tackles vs. Ripon. **High School:** Prep standout in football, basketball and track and field. Two-year football team captain. First-team All-Badger North Conference selection. Team MVP. Three-time Pride, Hustle, Desire Award winner. Played football for Dave Schmitz. Helped basketball team win conference title. Three-year letterwinner in track and team captain. **Personal:** Undecided on a major. Also runs track for Lawrence.



### 21 Kevin PENZA

Senior, 5-10, 203  
Linebacker  
Green Bay, Wisconsin  
Ashwaubenon High School

**Career:** 178 tackles, 26 TFL, 2.5 sacks, 2 pass breakups. **2008:** Missed first four games due to injury. 45 tackles, 5 TFL, 1 forced fumble, 1 pass breakup. Recorded career-high 15 tackles at Knox. Season-high 2 TFL at Knox. **2007:** Honorable mention All-MWC. 90 tackles, 12 TFL, 2.0 sacks. Named MWC Defensive Player of the Week after 11 tackles at Macalester. Season-high 13 tackles vs. Monmouth. Career-high 5 TFL at St. Norbert. **2006:** Honorable mention All-MWC. 43 tackles, 9 TFL, 0.5 sacks, 1 pass breakup. Season-high 9 tackles vs. Grinnell. Season-best 2 TFL at Minnesota-Morris and vs. Grinnell. **High School:** Football and baseball standout. First-team All-Bay Conference. *Green Bay Press-Gazette* first-team All-Area. First-team Wisconsin Football Coaches Association all-state selection. Played football for Ken Golomski. First-team all-conference and all-area baseball player. **Personal:** Government major. Also pitches for Lawrence baseball team.



### 26 Jesse PETERSON

Junior, 5-10, 200  
Running Back  
Monroe, Wisconsin  
Monroe High School

**Career:** 93 carries, 271 yards (2.9-yard average), 1 TD. 2 catches, 8 yards. **2008:** 60 carries, 168 yards (2.8-yard average). 2 catches, 8 yards. Career-high 16 carries vs. Lake Forest. Career-high 61 rushing yards vs. Beloit. **2007:** 33 carries, 103 yards (3.1-yard average), 1 TD. Season highs with 14 carries, 34 yards, 1 TD at St. Norbert. **High School:** Three-sport standout in football, basketball and track and field. Played football for Tom Witt. National Merit Scholarship recipient. Earned Badger Conference Academic Top Ten award. High Honor Roll all four years. **Personal:** Psychology major. Academic All-MWC selection. Also runs track for the Vikings.

## Returning Players



### 27 Robbie ULLOA

Sophomore, 5-9, 165  
Cornerback  
Burlington, Wisconsin  
Catholic Central High School

**2008:** Saw action in every game. 24 tackles, 7 pass breakups, 1 fumble recovery. Posted season-high 5 tackles at Monmouth and vs. Ripon. Had season-best 2 pass breakups vs. Grinnell. **High School:** Starred in football and track and field for Burlington Catholic. Earned All-Racine County and All-Midwest Conference honors. Played football for Tom Aldrich. Qualified for WIAA State Championships in the 400-meter and 800-meter relays. **Personal:** Economics major. Also runs track for Lawrence.



### 36 Lucas BELOW

Senior, 5-11, 178  
Slotback  
Rice Lake, Wisconsin  
Rice Lake High School

**Career:** Reserve receiver. **2008:** Picked up tackle vs. St. Norbert. **2007:** Played reserve role. Had first career carry at St. Norbert. **2006:** Saw action on special teams. **High School:** Won honorable mention on All-Big Rivers Conference team. Played football for Vern Pottinger. Academic All-Big Rivers Conference selection. Won school's Athletic Achievement Award. Also lettered in basketball and track and field. **Personal:** Biology major. Throws javelin and pole vaults for Lawrence track and field team.



### 28 Matt DESJARDINS

Sophomore, 6-4, 230  
Defensive End  
Saint Cloud, Minnesota  
Saint John's Preparatory School

**2008:** Picked up tackle at Monmouth. Had 1 kick return for 5 yards vs. Minnesota-Morris. **High School:** Starred in football, basketball and track and field at Saint John's. Four-year football letterwinner. Played football for Robert Ellenberger. Played everywhere on football field, quarterback, linebacker, kicker and punter. Won two letters in both basketball and track and field. **Personal:** Economics major.



### 40 John BUNTROCK

Senior, 5-8, 200  
Defensive Lineman  
De Pere, Wisconsin  
Ashwaubenon High School

**Career:** Reserve defensive lineman. **2008:** Recorded tackles vs. Beloit and vs. Ripon. Had TFL vs. Ripon. **2007:** First season of football at Lawrence. **High School:** Outstanding prep wrestler. Posted more than 100 victories and was a four-time first-team All-Bay Conference selection. **Personal:** Government major. Won two letters for Lawrence wrestling team.



### 33 Marvin SIMELTON

Senior, 6-0, 200  
Defensive Lineman  
Milwaukee, Wisconsin  
Harold S. Vincent High School

**Career:** 49 tackles, 5 TFL, 2.5 sacks. **2008:** 21 tackles, 2 TFL. Tied career high with 4 tackles at Monmouth. Had TFLs at Monmouth and vs. Grinnell. **2007:** Did not play. **2006:** 14 tackles, 1 TFL, 1.0 sacks. Career-high 4 tackles vs. Lake Forest. **2005:** 14 tackles, 2 TFL, 1.5 sacks. Had sacks at Monmouth and vs. Lake Forest. Season-high 2 tackles five times. **High School:** Played both football and baseball. Starred at wide receiver and defensive end. Played for Elliott Lightfoot. **Personal:** Psychology major.



### 42 Matt FRELICH

Senior, 6-1, 190  
Defensive End  
Maribel, Wisconsin  
Denmark High School

**Career:** 112 tackles, 30 TFL, 13.0 sacks, school career record 5 blocked kicks. **2008:** Injured in week 2 vs. St. Norbert and missed remainder of season. **2007:** Second-team All-MWC. 53 tackles, 18 TFL, 8.0 sacks, school season record 4 blocked kicks. Season-high 8 tackles vs. Monmouth and at Ripon. Career-high 4 TFL vs. Monmouth. Career-high 2.5 sacks vs. Monmouth. Blocked 2 kicks at Ripon. **2006:** Honorable mention All-MWC. 53 tackles, 11 TFL, 4.0 sacks. Named to D3football.com Team of the Week for performance at Knox, with 11 tackles and blocked kick. Recorded career-high 12 tackles vs. Ripon. Had season-high 2 TFLs three times. **High School:** Football, basketball and baseball standout. Earned All-Packerland Conference honors in football and baseball. Played football for Rick Diny. Member of National Honor Society. Attended Badger Boys State. Won two conference academic awards. **Personal:** Pre-medicine major. Also plays baseball and runs track for Lawrence. Twin brother, Andy, also plays for the Vikings.

## Returning Players



### 43 Luke FICKBOHM

Senior, 5-11, 215  
Tight End  
Port Wing, Wisconsin  
South Shore High School

**Career:** Made move to tight end in 2007 after playing linebacker as a freshman. 4 catches, 44 yards, 2 TDs. **2008:** 2 catches, 25 yards, 1 TD. Caught both passes vs. St. Norbert and scored second career TD in that game. Had career-long 18-yard catch vs. St. Norbert. **2007:** 2 catches, 19 yards, 1 TD. 6 tackles. 4 kick returns, 37 yards. Caught first career TD pass vs. Knox. **2006:** Played a reserve role and saw action on special teams. Made a pair of tackles at Carroll. **High School:** Won letters in cross country, basketball and baseball at South Shore, which does not have a football team. Helped cross country team and basketball team each win two Indianhead Conference championships. **Personal:** History major. Member of Academic All-MWC team.



### 45 Correy TORRES

Sophomore, 5-11, 250  
Defensive Lineman  
New York, New York  
Harlem Renaissance High School


**2008:** Saw limited action. **High School:** Class salutatorian. Received Certificate of Recognition from New York governor. **Personal:** Psychology major.



### 50 Nick KERKMAN

Sophomore, 5-11, 260  
Offensive Lineman  
Mequon, Wisconsin  
Homestead High School

**2008:** Earned starting job on offensive line. Part of unit that helped Craig Ebert win league rushing title. Recorded 2 tackles vs. Ripon. **High School:** Prep standout in football and track and field. Played football for Dave Keel. WIAA State Championships qualifier in shot put. Won North Shore Conference and WIAA regional championship in discus in 2007. Won track team's Most Improved award. Named to Honor Roll for three years. **Personal:** Government major. Father, Jerry Kerkman '79, is a Lawrence graduate. Also throws shot and discus for Lawrence track and field team.



### 52 Eric FOLLETT

Sophomore, 5-11, 205  
Defensive Lineman  
West Bend, Wisconsin  
Milwaukee University School

**2008:** 27 tackles, 6 TFL, 1.5 sacks. Season-high 9 tackles vs. Minnesota-Morris. Had season-high 2 TFL vs. Beloit and vs. Minnesota-Morris. Picked up sacks vs. Lake Forest and vs. Beloit. Had at least 1 tackle in final nine games of season. **High School:** Starred in prep football, baseball and lacrosse. Two-time All-Midwest Classic Conference selection in football. Played football for Don Forti. **Personal:** Economics major. Sister, Amanda, plays soccer for the Vikings.



### 56 Brian DABBS

Senior, 6-1, 220  
Defensive End  
Toledo, Ohio  
St. Francis de Sales High School

**Career:** 14 tackles, 2 TFL, 1.0 sacks. **2008:** Saw action in every game. 14 tackles, 2 TFL, 1.0 sacks. Scored first career points with safety at Monmouth. Had career-high 3 tackles vs. Minnesota-Morris. Picked up TFL at Monmouth and vs. Ripon. Recorded first career sack vs. Ripon. **2007:** Moved to defensive end after playing linebacker as a freshman. Recorded pass breakup at Beloit. **2006:** Saw action in a reserve role and on special teams. **High School:** Played for Dick Cromwell. Chosen for St. Francis de Sales' prestigious Collegium Honorum all four years. Received First Honors, denoting an A- average, all four years. Named to All-Academic Toledo City League team. **Personal:** Psychology major.



### 60 Jesse SIMONSEN

Sophomore, 6-1, 255  
Offensive Lineman  
Saint John, Virgin Islands  
Saint John School

**2008:** Reserve offensive lineman. Picked up first career tackle vs. Ripon. **High School:** Two-year team captain. Also plans to participate in track and field at Lawrence. Earned High Honors. Member of National Honor Society. **Personal:** Government major.

## Returning Players



### 61 Kaushal MALDE

Junior, 6-4, 280  
Offensive Lineman  
Greenfield, Wisconsin  
Marquette University High School

**Career:** Reserve offensive lineman. **2008:** Saw action in every game. Finished season as starting right tackle. Also a key player on special teams. **2007:** Reserve offensive lineman. **High School:** Played football for Dick Basham. **Personal:** Biology major.



### 68 Cullen DUNN

Junior, 6-0, 250  
Offensive Lineman  
Oshkosh, Wisconsin  
West High School

**Career:** Starter on offensive line since freshman season **2008:** Started every game at left tackle. Helped Craig Ebert win MWC rushing title. **2007:** Started every game at left tackle. **High School:** Standout on the offensive and defensive line. Earned All-Fox Valley Association second-team honors on offense and defense. Team captain. Won team's Hartman Award, given to outstanding senior lineman. Played for Ken Levine. Honors graduate. **Personal:** Psychology major.



### 77 Ryan SHAW

Junior, 5-11, 270  
Offensive Lineman  
Monkton, Maryland  
Hereford High School

**Career:** Returns to team after not playing in 2008. **2007:** Reserve offensive lineman. **High School:** Earned all-division honors in football while playing guard. Played football for Steve Turnbaugh. Standout wrestler and won county championship at 215 pounds. Also participated in baseball and track and field. **Personal:** History major.



### 80 Jeremiah JOHNSON

Junior, 6-2, 220  
Wide Receiver  
Beaver Dam, Wisconsin  
Wayland Academy

**Career:** 41 catches, 412 yards, 5 TDs. 11 kick returns, 149 yards, 1 punt return, 24 yards. **2008:** 33 catches, 349 yards, 4 TDs. Had career-high 7 catches at Carroll. Posted career-high 88 receiving yards and caught career-long 49-yard pass at Illinois College. Grabbed TD passes vs. St. Norbert, at Illinois College, at Carroll and vs. Minnesota-Morris. **2007:** 8 catches, 63 yards, 1 TD. Season-high 4 catches and 37 yards at Grinnell. Caught first career TD pass at Beloit. 7 kick returns, 109 yards (15.6-yard average). 1 punt return, 24 yards. Blocked kick at Macalester. **High School:** Starred in football, basketball and baseball. Played running back and wide receiver on offense and linebacker on defense. Played football for Craig Hill. **Personal:** History major.



### 83 Troy McGILLIGAN

Junior, 5-11, 175  
Wide Receiver  
Pewaukee, Wisconsin  
Waukesha South High School

**Career:** 22 catches, 169 yards, 1 TD. **2008:** 8 catches, 52 yards, 1 TD. Caught first career TD pass vs. Beloit. Had season-best 2 catches vs. Beloit. **2007:** 14 catches, 117 yards. 3 carries, 8 yards. Caught career-high 4 passes at Lake Forest. Season-high 37 receiving yards vs. Carroll. Recorded 2 tackles. **High School:** Participated in football, track and hockey. Football and track team captain. Won football team's "Biggest Hit" Award. Played football for Dave Rusch. Member of National Honor Society. Named to High Honor Roll. Won academic letter. **Personal:** Biology major.



### 93 Dan BEHNKE

Senior, 5-9, 175  
Running Back  
Green Bay, Wisconsin  
Ashwaubenon High School

**Career:** Returns to team after not playing last two seasons. **2006:** 11 carries, 42 yards (3.8-yard average). 2 catches, 29 yards, 1 TD. 3 kick returns, 45 yards. Scored first TD vs. Beloit. Had season-high 5 carries vs. Beloit. Had season-best 20-yard catch vs. Grinnell. **High School:** Starred in football and baseball. Member of 2005 WIAA Division 2 state championship football team. Played football for Ken Golomski. MVP of baseball team. Earned high honors. **Personal:** Biology major. Also won letter playing baseball for Vikings.


## Newcomers



### 2 Justin **BARBOUR**

Freshman, Defensive Back, 5-11, 165  
Seal Beach, California  
Sage Hill School

Prep standout in football and lacrosse. Played football for Derek McIntyre. Four-year football starter. Two-year, first-team all-conference football selection. Football team MVP. Lacrosse team captain. Three-year lacrosse starter. Undecided on a major.



### 23 Jordan **BURKE**

Freshman, Safety, 6-3, 205  
Sturgeon Bay, Wisconsin  
Sturgeon Bay High School

Starred in three prep sports. Named to All-Packerland Conference football team as a junior and senior. Won football team's Coaches Award. Two-year team captain in football and basketball. All-conference basketball selection as a junior and senior. Sprinter, hurdler and jumper for track team. Earned all-conference track honors in junior and senior seasons. Played football for Gary Rabach. Plans to major in economics.



### 4 Sam **AUSLOOS**

Freshman, Quarterback, 6-0, 185  
Baileys Harbor, Wisconsin  
Gibraltar High School

Starred in three sports. Earned All-Packerland Conference honors in football and baseball. Played football for John Sawyer. Also played basketball. Plans to play baseball at Lawrence. Named to High Honor Roll. Graduated with honors. Undecided on a major.



### 25 Chris **McDONALD**

Freshman, Slotback, 5-10, 175  
Chicago, Illinois  
Michelle Clark Prep High School

Football team captain. Won team's Coaches Award. Played football for Tim Lacy. Also ran track and cross country. Plans to run track at Lawrence. Member of National Honor Society. Plans to major in economics.



### 9 Nate **NELSON**

Freshman, Receiver/Quarterback, 6-1, 200  
Waupaca, Wisconsin  
Waupaca High School

Football and baseball standout. Earned first-team All-Valley 8 Conference honors in football and baseball. Earned first-team all-region honors in football. Earned All-Area selection in football (first team) and baseball (second team) by Appleton *Post-Crescent*. Football team won WIAA Division 3 state championship. Played football for John Koronkiewicz. Plans to play baseball at Lawrence. Plans to major in psychology.



### 30 Matt **LARSEN**

Freshman, Linebacker/Running Back, 5-9, 185  
Rockton, Illinois  
Hononegah Community High School

Starred in football and track and field. Played football for Tim Sughroue. Won Steve Stromquist Award. Named Northern Illinois Conference-10 Scholar Athlete. Won Academic Letter. Plans to major in biology.



### 19 Alex **BREWER**

Freshman, Quarterback, 5-11, 185  
Rio, Wisconsin  
Rio High School

Three-sport standout. Earned All-Trailways Conference selections at both defensive end and quarterback. Played football for Nic Crawford. Three-time all-conference baseball selection. First-team all-conference catcher as a junior and senior and earned all-district honors as a junior and senior. Plans to play baseball at Lawrence. Also played basketball at Rio. Plans to major in economics.



### 32 Larry **MIKRUT**

Freshman, Linebacker, 6-2, 225  
Park Forest, Illinois  
Rich East High School

Starred in football and baseball. Three-time All South Inter-Conference Association football selection. Won school's Rocket Award. Played football for Barry Reade. Plans to play baseball at Lawrence. Graduated with honors. Plans to major in education.

## Newcomers



### 34 Jon HOPE

Freshman, Running Back, 6-0, 190  
Eagle River, Wisconsin  
Northland Pines High School

Played both running back and linebacker. Played football for Jason Foster. Undecided on a major.



### 48 Cody ROBEL

Freshman, Kicker, 5-11, 190  
Appleton, Wisconsin  
West High School

Played linebacker in addition to placekicking. Played football for Chris Heller. Attended same high school as Lawrence head coach Chris Howard. Also participated in track and field. Member of National Honor Society. Earned high honors. Member of Youth Symphony Orchestra. Participated in State Solo Ensemble. Plans to major in economics.



### 37 Nick RANDALL

Freshman, Defensive End, 6-4, 215  
Chino Valley, Arizona  
Prescott High School

Standout at defensive end and tight end. Named to all-region team. Chosen for *Daily Courier* All-Courier Team. Also participated in track and field. Undecided on a major.



### 51 Gus BISHOP

Freshman, Offensive Lineman, 6-1, 245  
Minneapolis, Minnesota  
Southwest High School

Starred in football and rugby. Played football for Sean McMenemy. Team won state rugby title in 2008. International Baccalaureate Candidate. Undecided on a major.



### 38 Brandon OLSON

Freshman, Wide Receiver, 5-11, 190  
Holmen, Wisconsin  
Holmen High School

Participated in football and track and field. Played football for Steve King. Plans to major in mathematics.



### 54 Chris WHITE

Freshman, Offensive Lineman, 5-11, 225  
Waukegan, Illinois  
Waukegan High School

Standout in football, wrestling and track and field for all four years. Member of Honor Roll. Plans to major in engineering.



### 47 Nick HITCH

Sophomore, Kicker, 6-2, 180  
Green Bay, Wisconsin  
East High School

Transfer from Indiana. Three-year varsity player. Played football for John Kolstad. Four-year lacrosse player. Standout lacrosse goalie. Two-time all-conference lacrosse selection. Member of High Honor Roll. Participant at Badger Boys State. High school commencement speaker. National Honor Society president. Captain of mock trial team that qualified for state competition. French and government major.



### 55 Alex SCHMITT

Freshman, Defensive Lineman, 6-2, 225  
Reedsburg, Wisconsin  
Reedsburg High School

Starred in three sports. Two-time All-Badger Conference football selection. Played football for Brian Pottinger. Also played basketball and baseball. Member of National Honor Society. Graduated with honors. Named Student of the Month. Undecided on a major.

# Newcomers



## 58 Kyle GERSTNER

Freshman, Offensive Lineman, 6-1, 265  
Appleton, Wisconsin  
East High School

Played on both sides of the line. Played football for Lawrence All-American Pat Schwanke '83. Also starred in wrestling and track and field. Leader of M.E.N.S. Club, a group focused on eliminating relationship violence. Plans to major in history and government.



## 78 John OESTREICH

Freshman, Offensive Lineman, 6-2, 240  
Lake Mills, Wisconsin  
Lake Mills High School

Participated in four sports, football, wrestling, baseball and track and field. Played football for Steve Murphy. Football and wrestling team captain. Won wrestling team's Most Improved Award as a sophomore. Helped track team win first Capitol Conference title since 1982. Undecided on a major.



## 72 Chris SCHMIDT

Freshman, Offensive Lineman, 6-4, 320  
Menomonee Falls, Wisconsin  
Menomonee Falls High School

Comes to Lawrence after serving in the United States Army. Served in Operation Iraqi Freedom. Came to Lawrence as part of the Yellow Ribbon program that allow veterans to attend college. Won five varsity letters. Participated in football and wrestling. Played football for Bob Vitale. Plans to major in English.



## 99 Zach KULIG

Freshman, Defensive Lineman, 6-1, 195  
Grayslake, Illinois  
Carmel Catholic High School

Standout in football and wrestling. Played football for Andy Bitto. Illinois High School Association Scholar. Won President's Award for Academic Excellence. Member of National Honor Society. Plans to major in government and international studies.



## 76 Ben RABENN

Freshman, Offensive Lineman, 6-4, 270  
Eagle River, Wisconsin  
Northland Pines High School

Football team captain as a junior and senior. Won football team's Pleser Award as a senior. Won football team's Most Improved Award as a junior. Played football for Jason Foster. Also played basketball. Undecided on a major.

### Pronunciation Guide

3	Kyle Gauthier	Kyle Gaw-thee-er
4	Sam Ausloos	Sam Aws-loose
6	Jon Bruehl	Jon Brew-ul
8	Andy Frelich	Andy Fray-lick
11	Eric Bohling	Eric Bowling
14	Mats Jonsson	Mahts Yahn-son
16	Wes Otte	Wes Ott-e
19	Eric Desjardines	Eric Day-zhar-dane
27	Robbie Ulloa	Robbie U-low-ah
31	Mike Gostisha	Mike Ghos-tee-sha
32	Larry Mikrut	Larry Mike-rut
36	Lucas Below	Lucas Bee-low
42	Matt Frelich	Matt Fray-lick
61	Kaushal Malde	Co-shul Mall-d
71	Jeremy Reider	Jeremy Ride-e
78	John Oestreich	John A-strike
99	Zach Kulig	Zach Coo-lig



# Support Staff



## **Erin Buenzli** **Head Certified Athletic Trainer**

Erin Buenzli has been the head certified athletic trainer at Lawrence University since 2000.

A native of Eau Claire, Buenzli is a graduate of Memorial High School, where she was a volleyball, basketball, and softball standout. She also played softball at the University of Wisconsin-Stevens Point, where she received a bachelor's degree in health promotion and athletic training in 1996.

Buenzli attended UW-La Crosse and earned a master's degree in human performance in May 1998. She served as the assistant athletic trainer and employee wellness coordinator at Grinnell College before coming to Lawrence.

Buenzli's duties at Lawrence include injury prevention, emergency care, injury rehabilitation, documentation and running the daily operations of the athletic trainer's office

Buenzli also donates her time generously. She serves as a medical volunteer for the Badger State Games and was a volunteer at the United States Olympic Training Center in Colorado Springs, Colo., in 2003. She also volunteers at the Emergency Shelter of the Fox Valley.



## **Lisa Krantz** **Certified Athletic Trainer**

Lisa Krantz is in her third academic year at Lawrence University, and her work is made possible through a cooperative effort with Advanced Physical Therapy and the Orthopedic Sports Institute of the Fox Valley.

A native of Plymouth, Minn., Krantz is a 2004 graduate of the University of Wisconsin-La Crosse, where she earned a bachelor's degree in athletic training. She received her master's degree in physical therapy from UW-La Crosse in 2006.

From August 2004 to August 2005, Krantz worked for Gundersen Lutheran as a high school outreach athletic trainer. She spent her final year of graduate school working as an athletic trainer for UW-La Crosse.

## **Student Managers**



Salem Baramah



Chris Kopitzke



BreeSean Pittman



Jake Runde



Madeline Steininger



Zenobia Tucker



## **Dr. Charles McKee '68** **Team Physician**

Chuck McKee has devoted a large portion of his adult life to Lawrence University athletics.

McKee, the university physician at Lawrence, was a standout in football and track for the Vikings. As a quarterback on the football team, McKee earned All-Midwest Conference honors three times and was a first-team Associated Press All-American in 1967. He was part of Midwest Conference championship football squads in 1966 and 1967. The Appleton native also won six individual Midwest Conference track championships. McKee is a charter member of the Lawrence Intercollegiate Athletic Hall of Fame.

McKee practices in Appleton, where he and his wife, Lesley, reside.

## **Student Athletic Trainers**



Alex Goodson



Katie Simonsen



Courtney Steile



Ray Tucker

## Season Preview

The Lawrence University football team takes a basketball term into its 2009 season because the Vikings are looking for a rebound.

After a disappointing 1-9 season in 2008, Lawrence is poised for a marked improvement this fall. The Vikings return a large core of experienced players and welcome a good group of newcomers.

The defense starts with the return of a pair of key players up front. Senior defensive tackle and three-time All-Midwest Conference selection Jeremy Reider is back after missing all of last season due to injury. Also back is senior defensive end Matt Frelich, another all-conference selection, after he missed nearly all of last season due to injury. Frelich ranks among Lawrence's career leaders in tackles for loss, sacks and blocked kicks.

Senior Marvin Simelton leads the rest of the returning players after starting a season ago. Seniors Brian Dabbs and John Buntrock saw significant action last season, along with sophomores Eric Follett, Matt Desjardins and Corey Torres.

Freshmen Nick Randall, Alex Schmitt and Zach Kulig could play a big role right away.

The Vikings have standouts at linebacker in seniors Kevin Penza, Brian Janssen and Mike Gostisha. Penza is a two-time All-MWC pick who missed half of last season due to illness. Janssen is an all-conference selection who piled up 72 tackles last season. Gostisha, who also can play defensive end, was named the MWC Defensive Player of the Week after a big game in the 2008 season finale. He finished the season with 66 tackles, including 15 tackles for loss.

Also returning is junior Greg Pater, who picked up 53 tackles a season ago while seeing lots of playing time. New to the mix are freshmen Larry Mikrut and Matt Larsen.

Starting cornerbacks Andy Frelich and Kyle Gauthier anchor the secondary. Frelich is a three-year starter in the secondary, and Gauthier is a former all-conference selection.

Sophomore cornerbacks Nick Thackston and Robbie Ulloa also saw significant playing time last season.

The Vikings also return junior Jeff Nichols at safety after he picked up 61 tackles and nine pass breakups last season.

Looking for playing time in the secondary will be talented newcomers Jordan Burke and Justin Barbour.

The offense has an experienced quarterback in senior Nick Maxam and several others who will challenge him for playing time. Maxam, who has thrown for 3,142 yards in

his career, ranks seventh in career passing yards and eighth in touchdown passes (25).

Sophomore Eric Bohling saw limited playing time as a freshman but looks for that to change this fall. Sophomore Mats Jonsson could also vie for more playing time.

Three newcomers at quarterback are freshmen Alex Brewer, Sam Ausloos and Nate Nelson. If Nelson doesn't play quarterback, he could be a serious contributor at wide receiver, where he was a prep standout.

The Vikings return several standouts among the receiving corps. Senior tight end Matt Hintz caught 20 balls last season and earned all-conference honors last season. Hintz is joined by senior Luke Fickbohm.

Junior Jeremiah Johnson and senior Wes Otte lead the group of wide receivers and slotbacks. Johnson leads the returning receivers with 33 catches a season ago. Also back are senior slotbacks Josh Scheck and Lucas Below, junior wide receiver Troy McGilligan, and sophomore wideout Jon Bruehl.

The newcomers among the receivers include freshmen Chris McDonald and Brandon Olson.

The Vikings will attempt to replace all-conference running back Craig Ebert, who was lost to graduation. The group of returning backs is paced by junior Jesse Peterson, who had 60 carries for 168 yards a season ago. Also back are senior Dan Behnke and sophomore Ben Hartman, and new to the mix are Larsen and fellow freshman Jon Hope.

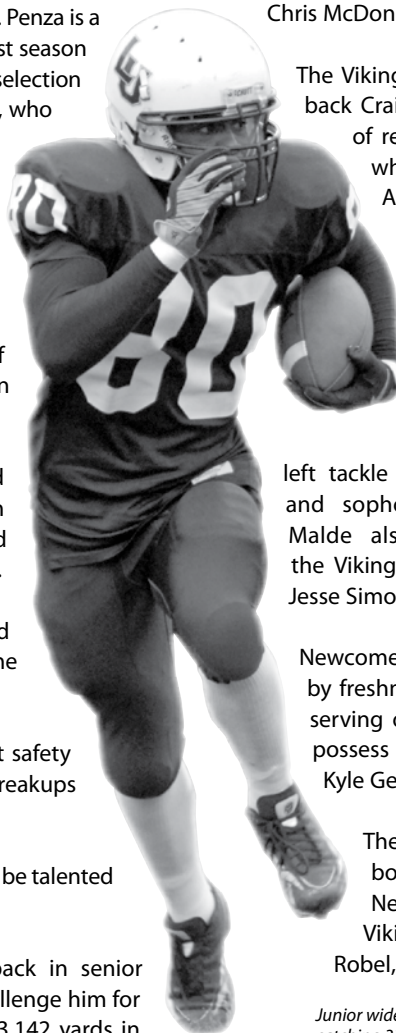
Opening the holes will be one of the finest group of linemen the Vikings have had in recent seasons.

Lawrence returns three starters, junior left tackle Cullen Dunn, junior right tackle Tim Bickmore and sophomore center Nick Kerkman. Junior Kaushal Malde also started at right tackle last season, and the Vikings also return junior Ryan Shaw and sophomore Jesse Simonsen.

Newcomers looking to break into the starting lineup are led by freshman Chris Schmidt, who comes to Lawrence after serving overseas in the military. The other freshmen also possess good size and ability are Gus Bishop, Chris White, Kyle Gerstner, Ben Rabenn and John Oestreich.

The Vikings' kicking game returns Gauthier, who has both punted and kicked during his career. Look for Nelson to challenge for the punting duties, and the Vikings have two newcomers, Nick Hitch and Cody Robel, trying to win the kicking job.

*Junior wide receiver Jeremiah Johnson leads all returning receivers after catching 33 passes in 2008.*



## Monmouth 47, Lawrence 2

Monmouth scored two touchdowns in the final 1:01 of the first half to pull away and roll to a Midwest Conference victory on Sept. 13 over Lawrence.

The Scots led 13-2 when Caleb Pratt capped a 13-play, 94-yard drive with a one-yard plunge for a touchdown with 1:01 left in the first half.



Greg Pater

Lawrence quarterback Nick Maxam was intercepted on the Vikings' next play from scrimmage by Kyle Harmon. He returned the interception 14 yards to the Lawrence 24. Alex Tanney hit Mike Blodgett with a touchdown pass on the next play, and the Scots led 27-2 at the half.

The Scots then scored on their first two possessions of the second half to put the game away.

Tanney completed 24 of 36 passes for 244 yards and three touchdowns. Blodgett caught six passes for 86 yards to lead Monmouth. Noah Roseland paced Monmouth's rushing attack with 21 carries for 86 yards and two touchdowns.

Lawrence was held to only 82 yards of total offense. Maxam completed 10 of 20 passes for only 48 yards, and he threw a pair of interceptions. Craig Ebert ran 16 times for 85 yards for the Vikings.

Greg Pater piled up a team-high 12 tackles for the Vikings.

### Sept. 13, Woll Field, Monmouth, Ill.

	1	2	3	4	Score
Lawrence	0	2	0	0	2
Monmouth	7	20	14	6	47

#### 1st quarter

**07:49 MC** - Shane LaDew 1 yd pass from Alex Tanney (Kyle Tuor kick), 1-1 0:05, LU 0 - MC 7

#### 2nd quarter

**07:12 MC** - Noah Roseland 9 yd run (Nick Wright rush failed), 13-77 3:55, LU 0 - MC 13

**05:59 LU** - Brian Dabbs safety,, LU 2 - MC 13

**01:01 MC** - Caleb Pratt 1 yd run (Kyle Tuor kick), 13-94 3:55, LU 2 - MC 20

**00:41 MC** - Mike Blodgett 24 yd pass from Alex Tanney (Kyle Tuor kick), 1-24 0:07, LU 2 - MC 27

#### 3rd quarter

**12:51 MC** - Matt Shepherd 13 yd pass from Alex Tanney (Kyle Tuor kick), 7-60 2:09, LU 2 - MC 34

**12:10 MC** - Caleb Pratt 14 yd run (Kyle Tuor kick), 4-25 0:29, LU 2 - MC 41

#### 4th quarter

**12:31 MC** - Noah Roseland 4 yd run (Kyle Tuor kick failed), 6-25 1:52, LU 2 - MC 47

	LU	MC
First Downs	6	23
Rushes-Yards	33-34	46-200
Passing Yards	48	244
Att.-Comp.-Int.	20-10-2	36-24-0
Total Plays-Yards	53-82	82-444
Punts-Average	10-35.2	5-37.2
Fumbles-Lost	4-2	4-2
Penalties-Yards	2-10	5-33
Possession Time	30:40	29:20
Third Downs	1 of 14	10 of 18
Sacks By	0-0	3-21

**RUSHING:** Lawrence-Craig Ebert 16-85; Ben Hartman 1-3; Jesse Peterson 1-2; Kadeem Holmon 5-0; Derek Micke 2-minus 10; TEAM 1-minus 15; Nick Maxam 7-minus 31. Monmouth-Noah Roseland 21-86; Casey Orwig 6-47; Clay Bricker 6-33; Caleb Pratt 9-32; Shane LaDew 2-3; TEAM 1-0; Mike Ridgway 1-minus 1.

**PASSING:** Lawrence-Nick Maxam 10-20-2-48. Monmouth-Alex Tanney 24-36-0-244.

**RECEIVING:** Lawrence-Derek Micke 3-25; Jeremiah Johnson 2-16; Craig Ebert 2-11; Wes Otte 1-3; Matt Hintz 1-minus 3; Jon Bruehl 1-minus 4. Monmouth-Mike Blodgett 6-86; Matt Shepherd 6-50; Kyle Wantland 4-27; Nick Wright 3-54; J.D. Holeman 1-11; Caleb Pratt 1-8; Mike Ridgway 1-4; Steve Zidow 1-3; Shane LaDew 1-1.

## St. Norbert 44, Lawrence 18

St. Norbert dominated the third quarter to pull away for a Midwest Conference win over Lawrence on Sept. 20.

St. Norbert led 23-18 at the half, but the Green Knights scored on back-to-back possessions in the third quarter to pull out to a 37-18 lead with 4:39 left in the third quarter. St. Norbert added another touchdown early in the fourth quarter to seal the victory.

Quarterback Bryan Stoppenbach completed 14 of 18 passes for 214 yards, and Dante Sims ran 17 times for 104 yards to pace the St. Norbert rushing attack.



Nick Maxam

Lawrence quarterback Nick Maxam completed his first 16 passes en route to hitting on 28 of 37 for 341 yards, three touchdowns, and two interceptions. Derek Micke caught seven passes for 98 yards and a touchdown to lead Lawrence.

In a wild first half, St. Norbert built a 16-6 lead before the Vikings scored twice and stopped the Green Knights on Lawrence 1-yard line to take an 18-16 edge.

The lead was short-lived, as Rob Berger hit Jeremy Gezella with a 59-yard touchdown pass on the next play from scrimmage to give St. Norbert a 23-18 lead at the half.

### Sept. 20, The Banta Bowl, Appleton, Wis.

	1	2	3	4	Score
St. Norbert	16	7	14	7	44
Lawrence	6	12	0	0	18

#### 1st quarter

**08:04 SNC** - A.J. Phillips 11 yd run (Roger Nault kick), 11-60 5:18, SNC 7 - LU 0

**03:52 LU** - Luke Fickbohm 18 yd pass from Nick Maxam (Peter Mohr kick blocked), 8-78 4:03, SNC 7 - LU 6

**03:52 SNC** - Ernest James PAT return, SNC 9 - LU 6

**02:13 SNC** - A.J. Phillips 16 yd run (Roger Nault kick), 4-32 1:39, SNC 16 - LU 6

#### 2nd quarter

**13:03 LU** - Derek Micke 1 yd pass from Nick Maxam (Peter Mohr kick failed), 9-69 4:02, SNC 16 - LU 12

**07:09 LU** - Jeremiah Johnson 31 yd pass from Nick Maxam (Nick Maxam rush failed), 3-97 0:56, SNC 16 - LU 18

**06:53 SNC** - Jeremy Gezella 59 yd pass from Rob Berger (Roger Nault kick), 1-54 0:10, SNC 23 - LU 18

#### 3rd quarter

**07:42 SNC** - Todd Sheedy 5 yd run (Roger Nault kick), 9-80 3:51, SNC 30 - LU 18

**04:39 SNC** - Todd Sheedy 20 yd pass from B. Stoppenbach (Roger Nault kick), 6-75 1:43, SNC 37 - LU 18

#### 4th quarter

**10:23 SNC** - Jeremy Gezella 15 yd pass from B. Stoppenbach (Roger Nault kick), 13-85 5:11, SNC 44 - LU 18

	SNC	LU
First Downs	29	20
Rushes-Yards	50-190	24-54
Passing Yards	300	341
Att.-Comp.-Int.	24-17-0	38-28-2
Total Plays-Yards	74-490	62-395
Punts-Average	3-40.7	4-24.2
Fumbles-Lost	3-1	0-0
Penalties-Yards	10-77	7-39
Possession Time	33:03	26:57
Third Downs	7 of 12	3 of 10
Sacks By	3-15	4-21

**RUSHING:** St. Norbert-Dante Sims 17-104; A.J. Phillips 15-85; Todd Sheedy 6-19; John Weninger 3-17; Jeff Schneider 1-5; Rob Berger 1-minus 2; Mike Fabrizio 1-minus 5; B. Stoppenbach 5-minus 16; TEAM 1-minus 17. Lawrence-Craig Ebert 12-31; Mats Jonsson 4-17; Kyle Gauthier 1-3; Nick Maxam 6-2; Jesse Peterson 1-1.

**PASSING:** St. Norbert-B. Stoppenbach 12-16-0-175; Rob Berger 4-6-0-122; Mike Fabrizio 1-1-0-3; Jeremy Gezella 0-1-0-0. Lawrence-Nick Maxam 28-37-2-341; Mats Jonsson 0-1-0-0.

**RECEIVING:** St. Norbert-Jeremy Gezella 6-176; Anthony Nanne 3-42; Brian Peterson 1-24; Todd Sheedy 1-20; Dante Sims 1-15; Nick Gorski 1-10; Tanner Voss 1-6; Josh Dalke 1-5; John Weninger 1-3; A.J. Phillips 1-minus 1. Lawrence-Derek Micke 7-98; Matt Hintz 6-59; Jeremiah Johnson 4-58; Jon Bruehl 2-38; Luke Fickbohm 2-25; Craig Ebert 2-10; Wes Otte 2-7; Josh Scheck 1-23; Zack Hintz 1-18; Troy McGilligan 1-5.

Ben Hackbart paced St. Norbert with 10 tackles, including a sack. Jeff Nichols and Mike Gostisha had nine tackles apiece, and Gostisha had a game-high five tackles for loss.

# 2008 In Review

## Grinnell 32, Lawrence 16

Grinnell scored 17 points in a span of less than six minutes in the third quarter to take control of the Midwest Conference game at Lawrence on Sept. 27.

Grinnell scored on its first possession of the second half, with Mike Bogard hitting Joey Snyder on a 23-yard touchdown pass on a fourth-down play to give the Pioneers a 15-8 lead.



Brian Janssen

After Lawrence quarterback Nick Maxam threw one of his six interceptions on the afternoon, Grinnell took over on the ensuing possession at the Lawrence 17. The Lawrence defense stiffened and forced Scott Koenning to kick a 24-yard field goal for an 18-8 Grinnell lead.

Maxam threw picks on each of the next two Lawrence possessions, with the second one returned 37 yards for a touchdown by Ryan Boehm to give Grinnell a 25-8 lead with 5:52 left in the third.

Grinnell capped its scoring when Bogard ran 34 yards for a touchdown with 12:34 left in the game to complete a four-play, 69-yard drive. Bogard, who ran 19 times for 56 yards, also completed 17 of 32 passes for 221 yards.

Lawrence got its lone touchdown of the second half when freshman quarterback Eric Bohling hit Craig Ebert with a 21-yard touchdown pass with 6:23 left in the game. It was Bohling's first career touchdown pass.

The Vikings took an 8-0 lead when Lawrence marched 64 yards in 10 plays. Maxam connected with wide receiver Derek Micke for a 19-yard pass to cap the drive.

Lawrence linebacker Brian Janssen picked up a game-high 11 tackles and four tackles for loss.

### Sept. 27, The Banta Bowl, Appleton, Wis.

	1	2	3	4	Score
Grinnell	8	0	17	7	32
Lawrence	8	0	0	8	16

#### 1st quarter

**07:46 LU** - Derek Micke 19 yd pass from Nick Maxam (Nick Maxam rush), 10-64 4:57, GC 0 - LU 8

**02:59 GC** - Mike Bogard 2 yd run (Mike Bogard rush), 10-57 4:40, GC 8 - LU 8

#### 3rd quarter

**11:35 GC** - Joey Snyder 23 yd pass from Mike Bogard (Scott Koenning kick), 8-53 0:00, GC 15 - LU 8

**08:25 GC** - Scott Koenning 24 yd field goal, 6-10 1:59, GC 18 - LU 8

**05:52 GC** - Ryan Boehm 37 yd interception return (Scott Koenning kick), GC 25 - LU 8

#### 4th quarter

**12:34 GC** - Mike Bogard 34 yd run (Scott Koenning kick), 4-69 1:39, GC 32 - LU 8

**06:23 LU** - Craig Ebert 21 yd pass from Eric Bohling (Jesse Peterson rush), 5-46 0:39, GC 32 - LU 16

	GC	LU
First Downs	17	17
Rushes-Yards	45-95	35-89
Passing Yards	221	185
Att.-Comp.-Int.	32-17-0	38-17-6
Total Plays-Yards	77-316	73-274
Punts-Average	9-36.1	7-29.3
Fumbles-Lost	32-1	0-0
Penalties-Yards	9-70	7-64
Possession Time	27:48	32:12
Third Downs	6 of 19	5 of 18
Sacks By	4-23	2-23

**RUSHING:** Grinnell-Mike Bogard 19-56; C. J. Moore 15-22; Carlos Sims 7-10; Mike Hargadine 3-8; Mike McLeran 1-minus 1. Lawrence-Craig Ebert 24-99; Kadeem Holmon 3-8; Mats Jonsson 2-2; Jesse Peterson 1-minus 2; Nick Maxam 5-minus 18.

**PASSING:** Grinnell-Mike Bogard 17-32-0-221. Lawrence-Nick Maxam 12-25-6-117; Eric Bohling 3-9-0-59; Mats Jonsson 2-4-0-9.

**RECEIVING:** Grinnell-Robert Seer 7-101; Mike Martinez 2-38; Mike McLeran 2-32; Joey Snyder 2-25; C. J. Moore 2-6; Chad Christoff 1-23; Carlos Sims 1-minus 4. Lawrence-Craig Ebert 5-53; Derek Micke 5-52; Jon Bruehl 2-31; Matt Hintz 2-27; Zack Hintz 1-13; Jeremiah Johnson 1-7; Wes Otte 1-2.

## Lawrence 22, Illinois College 18

Illinois College broke open a two-point game at the half by scoring the first 16 points after the break and went on to a Midwest Conference win over Lawrence on Oct. 4.

Lawrence trailed 12-3 before quarterback Nick Maxam connected with Jeremiah Johnson on a 49-yard touchdown pass midway through the second quarter.

That trimmed the margin to 12-10, and the score would remain that way until the third quarter. Johnson finished with four catches for 88 yards.



Jeremiah Johnson

Illinois College took the opening possession of the second half and marched 54 yards in five plays for a touchdown. Matt Williamson scored on a 14-yard run to put the Blueboys up 18-10.

The Blueboys increased the lead to 21-10 late in the third quarter on Mitch Brasher's 31-yard field goal.

Illinois College got some more breathing room on its next possession. Niekamp hit Michael Jennings with a 61-yard scoring pass with 11:20 left in the game to give Illinois College a 28-10 edge.

A 23-yard completion to Johnson from backup quarterback Eric Bohling gave the Vikings a first down at the 3, and Kadeem Holmon ran it in on the next play to cut the lead to 28-16, but that's as close as the Vikings would get.

### Oct. 4, England Field, Jacksonville, Ill.

	1	2	3	4	Score
Lawrence	3	7	0	6	16
Illinois College	6	6	9	7	28

#### 1st quarter

**06:37 LU** - Peter Mohr 23 yd field goal, 9-29 3:21, LU 3 - IC 0

**03:28 IC** - Michael Jennings 23 yd pass from Mitch Niekamp (Mitch Brasher kick failed), 8-65 3:02, LU 3 - IC 6

#### 2nd quarter

**09:59 IC** - Justin Darwent 16 yd pass from Mitch Niekamp (Mitch Niekamp pass failed), 12-84 4:55, LU 3 - IC 12

**07:56 LU** - Jeremiah Johnson 49 yd pass from Nick Maxam (Peter Mohr kick), 5-67 1:58, LU 10 - IC 12

#### 3rd quarter

**12:53 IC** - Matt Williamson 14 yd run (Mitch Brasher kick failed), 5-54 2:03, LU 10 - IC 18

**00:26 IC** - Mitch Brasher 31 yd field goal, 14-65 5:40, LU 10 - IC 21

#### 4th quarter

**11:20 IC** - Michael Jennings 61 yd pass from Mitch Niekamp (Mitch Brasher kick), 3-67 1:12, LU 10 - IC 28

**05:11 LU** - Kadeem Holmon 3 yd run (Eric Bohling pass failed), 4-30 1:06, LU 16 - IC 28

	LU	IC
First Downs	17	21
Rushes-Yards	32-100	38-145
Passing Yards	257	340
Att.-Comp.-Int.	37-16-1	38-24-2
Total Plays-Yards	69-357	76-485
Punts-Average	5-36.8	3-45.3
Fumbles-Lost	0-0	0-0
Penalties-Yards	2-15	7-60
Possession Time	28:22	31:38
Third Downs	2 of 14	6 of 16
Sacks By	1-12	1-2

**RUSHING:** Lawrence-Craig Ebert 19-69; Nick Maxam 5-14; Kyle Gauthier 1-12; Eric Bohling 1-4; Jesse Peterson 1-1; Kadeem Holmon 5-0. Illinois College-Matt Williamson 22-138; Ryan Francis 9-19; Jacob Szetela 2-7; Zach Reed 2-minus 2; DJ Jackson 2-minus 5; Mitch Niekamp 1-minus 12.

**PASSING:** Lawrence-Nick Maxam 11-27-0-175; Eric Bohling 5-10-1-82. Illinois College-Mitch Niekamp 24-35-2-340; Jacob Szetela 0-3-0-0.

**RECEIVING:** Lawrence-Jeremiah Johnson 4-88; Josh Scheck 3-61; Craig Ebert 3-40; Wes Otte 3-34; Troy McGilligan 1-15; Zack Hintz 1-11; Matt Hintz 1-8. Illinois College-Michael Jennings 12-222; Greg Gaines 3-16; A. Odarczenko 2-37; Ryan Francis 2-22; Justin Darwent 1-16; Matt Williamson 1-15; Brock Thompson 1-7; Zach Reed 1-4; DJ Jackson 1-1.

## Lake Forest 20, Lawrence 12

Three big plays and a bend-but-don't-break defense led Lake Forest to a Midwest Conference victory at Lawrence on Oct. 11.

More than half of Lake Forest's offense came on its three touchdown plays, a 45-yard pass to Brock Stenberg, a 57-yard run by Stenberg, and a 78-yard pass to Dan Carter. Lake Forest finished with 329 yards of offense, with 180 coming on those three big plays.



Craig Ebert

Lawrence piled up 449 yards of offense, including 242 on the ground, but the Vikings converted only 2 of 7 chances in the red zone.

Craig Ebert paced the Lawrence offense with 15 carries for a career-high 169 yards. Nick Maxam was 23 of 39 passing for 205 yards, and Jeremiah Johnson caught eight passes for 58 yards.

Stenberg ran 15 times for 101 yards, and Carter had seven catches for 161 yards.

Lawrence took a 9-7 lead late in the first half and nearly got another score just before the half. Jon Bruehl caught Maxam's short pass on the last play of the half and was tackled at the Lake Forest 6 as time expired.

Lake Forest took the lead back two plays into the second half when Stenberg went up the middle for a 57-yard touchdown and a 13-9 lead.

The Vikings again drove to the Lake Forest 20, but Maxam's fourth-down pass to Johnson was ruled incomplete, and the Foresters took over on downs. Carter made a juggling catch two plays later and went 78 yards for a touchdown and a 20-9 lead.

Lawrence took its next four possessions inside the Lake Forest 20 but got only three points on those four drives.

### Oct. 11, The Banta Bowl, Appleton, Wis.

	1	2	3	4	Score
Lake Forest	7	0	13	0	20
Lawrence	0	9	0	3	12

#### 1st quarter

**02:40 LFC** - Brock Stenberg 45 yd pass from Geoff Sobey (Tim Gruzowski kick), 3-86 1:09, LFC 7 - LU 0

#### 2nd quarter

**10:51 LU** - Craig Ebert 59 yd run (Peter Mohr kick blocked), 3-62 1:27, LFC 7 - LU 6

**01:31 LU** - Peter Mohr 26 yd field goal, 11-41 5:24, LFC 7 - LU 9

#### 3rd quarter

**14:06 LFC** - Brock Stenberg 57 yd run (Tim McNamee pass failed), 2-65 0:00, LFC 13 - LU 9

**08:21 LFC** - Dan Carter 78 yd pass from J. Chwarzynski (Tim Gruzowski kick), 2-80 0:36, LFC 20 - LU 9

#### 4th quarter

**06:11 LU** - Peter Mohr 20 yd field goal, 10-44 3:44, LFC 20 - LU 12

	LFC	LU
First Downs	9	24
Rushes-Yards	26-85	44-242
Passing Yards	244	207
Att.-Comp.-Int.	23-12-3	40-24-2
Total Plays-Yards	49-329	84-449
Punts-Average	6-30.7	2-35.5
Fumbles-Lost	0-0	3-2
Penalties-Yards	9-65	2-20
Possession Time	22:00	38:00
Third Downs	1 of 10	2 of 15
Sacks By	2-22	2-26

**RUSHING:** Lake Forest-Brock Stenberg 15-101; T VanValkenberg 3-10; J. Chwarzynski 2-4; Scott Coleman 1-minus 1; TEAM 3-minus 3; Geoff Sobey 2-minus 26. Lawrence-Craig Ebert 15-169; Jesse Peterson 16-57; Zack Hintz 10-24; TEAM 1-0; Nick Maxam 2-minus 8.

**PASSING:** Lake Forest-Geoff Sobey 11-18-1-166; J. Chwarzynski 1-5-2-78. Lawrence-Nick Maxam 23-39-2-205; Craig Ebert 1-1-0-2.

**RECEIVING:** Lake Forest-Dan Carter 7-161; Brock Stenberg 2-53; Scott Coleman 1-13; Steven Yena 1-12; M. Hammonds 1-5. Lawrence-Jeremiah Johnson 8-58; Jon Bruehl 3-50; Matt Hintz 3-28; Derek Micke 3-17; Josh Scheck 2-29; Jesse Peterson 2-8; Craig Ebert 2-3; Troy McGilligan 1-14.

## Knox 28, Lawrence 25

Lawrence came up just short in dropping a Midwest Conference decision at Knox on Oct. 18.

The Vikings trailed all day before rallying late to cut the lead to three points, but Knox was able to hold the ball for the final six-plus minutes to seal the victory.



Derek Micke

Craig Ebert put together his second consecutive 100-plus yard rushing game with 21 carries for 108 yards for Lawrence. Quarterback Nick Maxam hit on 11 of 20 passes for 180 yards and three touchdowns, and Derek Micke caught a team-best five passes for 71 yards.

Knox did its damage on the ground, as the Prairie Fire ran 64 times for 377 yards. Bill Meyer led the attack with 21 carries for 139 yards.

The Vikings executed the two-minute drill and came up with a touchdown with just 31 seconds left in the opening half. Maxam hit 5 of 5 passes on the drive and found Matt Hintz on a 10-yard touchdown pass to trim the lead to 21-12.

Lawrence set up its next touchdown with three big rushing plays, and Zack Hintz then ran seven yards for the score to cut the lead to 21-19 with 2:50 left in the third quarter. Lawrence failed on a fake punt early in the fourth quarter, and Knox took over at the Lawrence 25. The Prairie Fire scored five plays later on Grant Guimond's one-yard run to lead 28-19.

The Vikings took the ensuing kickoff and moved right back down the field. Micke caught a 38-yard pass for a first down at the Knox 39. After a 23-yard pass to Jon Bruehl, Maxam hit Matt Hintz with a 19-yard scoring pass to cut the lead to 28-25 with 6:30 left. Knox then held the ball for the next 6:19 to seal the win.

### Oct. 18, The Knox Bowl, Galesburg, Ill.

	1	2	3	4	Score
Lawrence	0	12	7	6	25
Knox	0	21	0	7	28

#### 2nd quarter

**14:25 KC** - Mike Kizior 1 yd run (Jack Dippold kick), 3-62 0:59, LU 0 - KC 7

**10:39 LU** - Craig Ebert 32 yd pass from Nick Maxam (Peter Mohr kick failed), 9-74 3:41, LU 6 - KC 7

**06:55 KC** - Mike Kizior 8 yd run (Jack Dippold kick), 8-58 3:44, LU 6 - KC 14

**01:36 KC** - Evan Massey 35 yd pass from Bill Meyer (Jack Dippold kick), 4-78 1:39, LU 6 - KC 21

**00:31 LU** - Matt Hintz 10 yd pass from Nick Maxam (Nick Maxam pass failed), 7-54 0:59, LU 12 - KC 21

#### 3rd quarter

**02:50 LU** - Zack Hintz 7 yd run (Kyle Gauthier kick), 4-71 1:17, LU 19 - KC 21

#### 4th quarter

**10:15 KC** - Grant Guimond 1 yd run (Jack Dippold kick), 5-25 2:42, LU 19 - KC 28

**06:30 LU** - Matt Hintz 19 yd pass from Nick Maxam (Kyle Gauthier kick failed), 8-70 3:40, LU 25 - KC 28

	LU	KC
First Downs	20	21
Rushes-Yards	38-190	64-377
Passing Yards	178	125
Att.-Comp.-Int.	23-13-0	14-6-1
Total Plays-Yards	61-368	78-502
Punts-Average	5-40.6	3-40.0
Fumbles-Lost	2-2	1-0
Penalties-Yards	3-20	2-24
Possession Time	22:46	37:09
Third Downs	1 of 2	2 of 5
Sacks By	0-0	3-28

**RUSHING:** Lawrence-Craig Ebert 21-108; Zack Hintz 8-73; Derek Micke 1-15; Josh Scheck 1-5; Jesse Peterson 3-5; Sam Laes 1-2; Kyle Gauthier 1-minus 3; Nick Maxam 2-minus 15. Knox-Bill Meyer 21-139; Mike Kizior 8-70; Grant Guimond 15-62; Danny Kizior 11-61; Brent Newman 5-25; Tighe Burke 4-20.

**PASSING:** Lawrence-Nick Maxam 11-20-0-180; Zack Hintz 1-2-0-minus 3; Craig Ebert 1-1-0-1. Knox-Bill Meyer 6-13-1-125; Mike Kizior 0-1-0-0.

**RECEIVING:** Lawrence-Derek Micke 5-71; Craig Ebert 3-44; Matt Hintz 2-29; Jon Bruehl 1-23; Josh Scheck 1-14; Troy McGilligan 1-minus 3. Knox-Danny Kizior 2-47; Derek Larosa 2-16; Evan Massey 1-35; Clarke Cuthbert 1-27.

# 2008 In Review

## Beloit 21, Lawrence 6

Lawrence moved the ball up and down the field on Oct. 25, but the Vikings got into the end zone only once and Beloit posted a Midwest Conference victory in the Banta Bowl.

Lawrence outgained the Bucs 338-255 and piled up 19 first downs to Beloit's 11, but the Vikings were only 1 of 4 in the red zone and turned the ball over four times.

Craig Ebert ran 18 times for 104 yards, his third consecutive 100-yard rushing game, to pace Lawrence.

Terence Steward ran 27 times for 94 yards and scored three touchdowns to lead Beloit.

Beloit blocked a Kyle Gauthier punt in the first quarter and took over at the Lawrence 11-yard line, with Steward scoring on the next play for a 6-0 lead. The Bucs went up 12-0 when Steward completed an 11-play, 93-yard drive with a 4-yard touchdown run.

The Vikings cut that lead in half when Nick Maxam hit Troy McGilligan with a 10-yard scoring pass. The touchdown was set up when Mike Gostisha recovered a Matt Davis fumble at the Beloit 38.

Beloit came right back went 53 yards in nine plays to take an 18-6 lead at the half. Steward completed the drive with a 3-yard scoring run. Lawrence missed several scoring chances in the second half. The Vikings' Sam Laes had a 34-yard punt return to the Beloit 37, but he fumbled and the Bucs recovered.

Lawrence took its next possession and drove to the Beloit 2 before turning the ball over on downs. In the fourth quarter, Lawrence drove to the Beloit 10, but again turned the ball over on downs. On its final possession, Lawrence drove to the Beloit 3 before Maxam was intercepted to end the threat.



Troy McGilligan

### Oct. 20, Strong Stadium, Beloit, Wis.

	1	2	3	4	Score
Beloit	6	12	0	3	21
Lawrence	0	6	0	0	6

#### 1st quarter

06:29 BC - Terence Steward 11 yd run (Andrew Reich kick failed), 1-11 0:05, BC 6 - LU 0

#### 2nd quarter

12:01 BC - Terence Steward 4 yd run (Matt Davis rush failed), 11-93 4:24, BC 12 - LU 0

04:52 LU - Troy McGilligan 10 yd pass from Nick Maxam (Peter Mohr kick blocked), 7-38 3:07, BC 12 - LU 6

00:31 BC - Terence Steward 3 yd run (Andrew Reich kick failed), 9-38 4:13, BC 18 - LU 6

#### 4th quarter

06:37 BC - Andrew Reich 40 yd field goal, 4-14 1:15, BC 21 - LU 6

	BC	LU
First Downs	11	19
Rushes-Yards	43-141	38-145
Passing Yards	114	193
Att.-Comp.-Int.	18-9-0	41-21-2
Total Plays-Yards	61-255	79-338
Punts-Average	9-30.9	6-31.3
Fumbles-Lost	2-1	3-2
Penalties-Yards	6-51	7-75
Possession Time	30:26	29:34
Third Downs	6 of 17	7 of 18
Sacks By	2-18	1-2

RUSHING: Beloit-Terence Steward 27-94; Matt Davis 8-29; Quentin Layne 5-10; Andy Christensen 3-8. Lawrence-Craig Ebert 18-104; Jesse Peterson 13-61; Zack Hintz 4-5; Nick Maxam 3-minus 25.

PASSING: Beloit-Matt Davis 9-18-0-114. Lawrence-Nick Maxam 21-41-2-193.

RECEIVING: Beloit-Andy Christensen 5-77; Julian Ross 2-20; Derek Carrier 1-9; Terence Steward 1-8. Lawrence-Derek Micke 9-79; Jeremiah Johnson 4-26; Wes Otte 3-44; Craig Ebert 3-30; Troy McGilligan 2-14.

## Carroll 34, Lawrence 14

Carroll football team turned a four-point deficit into a 20-point lead in the span of less than seven minutes on Oct. 29 to pull away for a Midwest Conference win at Schneider Stadium.

Lawrence had carved out a 14-10 lead early in the fourth quarter, with the Vikings defense limiting Carroll to only 193 yards in the first three quarters.

Carroll's defense got it on the board in the first quarter when Jeremy Winter intercepted freshman quarterback Eric Bohling's pass and returned it 55 yards for a touchdown and 7-0 lead.

Linebacker Jake Runde helped set the Vikings up for their first scoring drive of the day. Runde shook the ball loose from Shaun Banta on a punt return late in the first half, and Runde recovered the fumble at the Carroll 42-yard line.

Nick Maxam, on in relief of Bohling, hit Zack Hintz with a 32-yard pass for a first down at the Carroll 7, and Maxam found Craig Ebert for a touchdown on the next play to tie the game at 7-7.

A 23-yard field goal on Carroll's first possession of the third quarter gave the Pioneers a 10-7 lead, but Lawrence came right back. Lawrence drove 82 yards in seven plays to score a touchdown and take a 14-10 lead.

Maxam was 5-for-6 on the drive for 81 yards, and hit Jeremiah Johnson with a 32-yard scoring pass. Johnson caught seven passes for 72 yards.

Carroll then scored 24 points in a span of 6:28 to break open the close game.

### Oct. 29, Schneider Stadium, Waukesha, Wis.

	1	2	3	4	Score
Lawrence	0	7	7	0	14
Carroll	7	0	3	24	34

#### 1st quarter

10:45 CU - Jeremy Winter 55 yd interception return (Ryan O'Laire kick), LU 0 - CU 7

#### 2nd quarter

01:11 LU - Craig Ebert 7 yd pass from Nick Maxam (Peter Mohr kick), 3-42 1:09, LU 7 - CU 7

#### 3rd quarter

09:53 CU - Ryan O'Laire 23 yd field goal, 10-46 4:55, LU 7 - CU 10

07:03 LU - Jeremiah Johnson 32 yd pass from Nick Maxam (Peter Mohr kick), 7-82 2:45, LU 14 - CU 10

#### 4th quarter

11:49 CU - Kyle Galas 5 yd pass from Chris Casper (Ryan O'Laire kick), 9-88 4:45, LU 14 - CU 17

10:23 CU - D.Deutschendorf 33 yd pass from Chris Casper (Ryan O'Laire kick), 1-33 0:08, LU 14 - CU 24

06:19 CU - Ryan O'Laire 26 yd field goal, 7-61 2:50, LU 14 - CU 27

05:21 CU - Kyle Galas 6 yd pass from Chris Casper (Ryan O'Laire kick), 2-7 0:43, LU 14 - CU 34

	LU	CU
First Downs	17	13
Rushes-Yards	29-58	36-141
Passing Yards	266	248
Att.-Comp.-Int.	52-25-3	23-12-0
Total Plays-Yards	81-208	59-389
Punts-Average	9-34.4	6-27.3
Fumbles-Lost	3-1	2-2
Penalties-Yards	9-76	9-115
Possession Time	32:57	27:03
Third Downs	5 of 20	5 of 14
Sacks By	1-11	7-42

RUSHING: Lawrence-Jesse Peterson 7-minus 2; Craig Ebert 11-minus 5; Jeremiah Johnson 1-minus 6; Eric Bohling 1-minus 8; Nick Maxam 9-minus 37. Carroll-Andy Kinderman 18-96; Jon Singer 11-36; Chris Casper 5-6; Tyler Thompson 1-3; Matt Cain 1-0.

PASSING: Lawrence-Nick Maxam 21-41-2-233; Eric Bohling 4-10-1-33; Zack Hintz 0-1-0-0. Carroll University-Chris Casper 11-22-0-221; Tyler Thompson 1-1-0-27.

RECEIVING: Lawrence-Jeremiah Johnson 7-72; Craig Ebert 7-58; Derek Micke 4-26; Zack Hintz 3-73; Matt Hintz 3-31; Troy McGilligan 1-6. Carroll-Kyle Galas 4-34; Andy Kinderman 2-87; Matt Cain 2-55; D.Deutschendorf 1-33; MacLan Phillips 1-27; Ryan Drake 1-6; Nate Soddy 1-6.



Nick Maxam

## Ripon 42, Lawrence 14

Ripon continued to have the upper hand in the state's oldest college football rivalry, as the Red Hawks beat Lawrence in a Midwest Conference game Nov. 8 at the Banta Bowl.

Ripon, which has now won nine consecutive games in the series that began in 1893, led 28-0 at the half and rolled up 435 yards of offense to keep possession of the Doehling-Heselton Memorial Trophy.



Mike Baumann

Lawrence got second-half touchdowns from Derek Micke and Craig Ebert. Ebert finished with game highs of 23 carries and 116 yards.

The Red Hawks got a 61-yard touchdown pass on a third-and-11 play on the opening series of the game to grab a 7-0 lead. Ripon made it 14-0 on its next drive when Josh Pasek completed a six-play, 65-yard drive with a 20-yard touchdown run.

Jon Larsen made it 21-0 with a 2-yard scoring run early in the second quarter. Ripon then got 37-yard touchdown pass from Miller to Ted Bartels with just 34 seconds left in the first half to go up 28-0.

Ripon led 35-0 before Lawrence got on the board behind reserve quarterback Max Granaroli. Seeing his first action of the season, Granaroli completed a short pass to Derek Micke, who raced down the left sideline 45 yards for a touchdown to cut lead to 35-7. Micke finished with six catches for 126 yards.

Zack Hintz set up Lawrence's final score of the game with a 64-yard punt return to the Ripon 22-yard line. Ebert late scored on a 1-yard plunge.

Senior Lawrence defensive lineman Mike Baumann had seven tackles, the second-highest total of his career.

### Nov. 8, The Banta Bowl, Appleton, Wis.

	1	2	3	4	Score
Ripon	14	14	14	0	42
Lawrence	0	0	7	7	14

#### 1st quarter

13:03 RC - Ben Garland 61 yd pass from Matthew Miller (Bob Wood kick), 3-60 1:55, RC 7 - LU 0

08:34 RC - Josh Pasek 20 yd run (Bob Wood kick), 6-65 2:56, RC 14 - LU 0

#### 2nd quarter

11:23 RC - Jon Larsen 2 yd run (Bob Wood kick), 9-51 4:12, RC 21 - LU 0

00:34 RC - Ted Bartels 37 yd pass from Matthew Miller (Bob Wood kick), 5-56 0:31, RC 28 - LU 0

#### 3rd quarter

12:11 RC - Andrew Fink 7 yd run (Bob Wood kick), 4-26 1:48, RC 35 - LU 0

10:48 LU - Derek Micke 45 yd pass from Max Granaroli (Peter Mohr kick), 4-56 1:14, RC 35 - LU 7

09:29 RC - Matthew Miller 1 yd run (Bob Wood kick), 3-28 1:13, RC 42 - LU 7

#### 4th quarter

12:09 LU - Craig Ebert 1 yd run (Peter Mohr kick), 5-22 2:30, RC 42 - LU 14

	RC	LU
First Downs	18	15
Rushes-Yards	50-256	30-144
Passing Yards	179	202
Att.-Comp.-Int.	19-9-0	31-16-2
Total Plays-Yards	69-435	61-346
Punts-Average	5-28.8	6-32.0
Fumbles-Lost	2-1	1-1
Penalties-Yards	9-70	9-79
Possession Time	33:33	26:27
Third Downs	3 of 4	1 of 2
Sacks By	0-0	2-4

RUSHING: Ripon-Jon Larsen 20-85; Josh Pasek 5-45; Andrew Fink 5-33; Matthew Miller 8-33; Kurt Roeder 1-26; John Ernst 4-17; Tyler Pierce 1-12; Jake Marshall 4-10; Tyler Ruppert 1-1; Vance Vlasak 1-minus 6. Lawrence-Craig Ebert 23-116; Zack Hintz 1-15; Jesse Peterson 6-13.

PASSING: Ripon-Matthew Miller 9-19-0-179. Lawrence-Nick Maxam 10-20-2-132; Max Granaroli 6-10-0-70; Zack Hintz 0-1-0-0.

RECEIVING: Ripon-Ben Garland 2-74; Robert Bergfeld 2-30; Bob Wood 2-17; Ted Bartels 1-37; Craig Bednarek 1-12; Josh Pasek 1-9. Lawrence-Derek Micke 6-126; Craig Ebert 5-36; Matt Hintz 1-16; Zack Hintz 1-11; Josh Scheck 1-10; Jon Bruehl 1-6; Jeremiah Johnson 1-minus 3.

## Lawrence 21, Minnesota-Morris 13

Lawrence's seniors went out on a high note, as the Vikings beat Minnesota-Morris in a nonconference game on Nov. 15 at the Banta Bowl.

Craig Ebert was the star for Lawrence, as the senior running back carried 22 times for 123 yards and caught four passes for 49 yards and a touchdown.

Lawrence took the opening kickoff and marched 54 yards in seven plays for the game's first touchdown. Freshman quarterback Max Granaroli hit Ebert in the left flat, and Ebert went 18 yards for the touchdown and a 7-0 lead.

The Vikings made it 14-0 early in the second quarter on an impressive 86-yard drive. Quarterback Nick Maxam found Ebert for 12 yards on a key third-and-11 play to keep the drive alive at the Morris 49-yard line. Two plays later, Derek Micke took a reverse 41 yards for a touchdown.

Morris came right back on its next possession to cut the lead to 14-6. Running back Ernest Tucker carried nine times on the drive for 34 yards, including a one-yard touchdown run.

The Vikings forced a short punt late in the first half, and a kick catching interference penalty gave Lawrence a first down at the Morris 25-yard line with 51 seconds left in the second quarter. Maxam hit Jeremiah Johnson on the next play for a touchdown, as Johnson made a nice catch in the end zone for a 21-6 halftime lead for the Vikings.

Morris put together an 11-play, 82-yard drive to cut the lead to 21-13 late in the third quarter. The Vikings then stopped two Morris drives in Lawrence territory to seal the victory.

Mike Gostisha piled up 10 tackles, including four tackles for loss, to pace the Vikings. Gostisha had a key sack to stop one late drive, and Sam Laes had an interception to snuff out the other.

### Nov. 15, The Banta Bowl, Appleton, Wis.

	1	2	3	4	Score
Minn.-Morris	0	6	7	0	13
Lawrence	7	14	0	0	21

#### 1st quarter

10:38 LU - Craig Ebert 18 yd pass from Max Granaroli (Peter Mohr kick), 7-54 2:24, UMM 0 - LU 7

#### 2nd quarter

10:38 LU - Derek Micke 41 yd run (Peter Mohr kick), 11-86 5:01, UMM 0 - LU 14

02:35 UMM - Tucker, Ernest 1 yd run (Privratsky, Matt kick failed), 16-54 7:55, UMM 6 - LU 14

00:44 LU - Jeremiah Johnson 25 yd pass from Nick Maxam (Peter Mohr kick), 1-25 0:07, UMM 6 - LU 21

#### 3rd quarter

02:17 UMM - Mensing, Garrett 1 yd run (Privratsky, Matt kick), 11-82 3:38, UMM 13 - LU 21

	UMM	LU
First Downs	17	15
Rushes-Yards	46-115	42-161
Passing Yards	121	88
Att.-Comp.-Int.	31-10-1	19-10-1
Total Plays-Yards	77-236	61-249
Punts-Average	3-27.7	4-31.5
Fumbles-Lost	0-0	1-0
Penalties-Yards	4-31	3-25
Possession Time	32:37	27:23
Third Downs	4 of 8	0 of 2
Sacks By	5-26	1-9

RUSHING: Morris-Tucker, Ernest 23-80; Koranda, Robert 20-38; Mensing, Garrett 2-6; Hubbard, Seth 1-minus 9. Lawrence-Craig Ebert 22-123; Derek Micke 1-41; Jesse Peterson 11-32; Max Granaroli 1-minus 1; Zack Hintz 2-minus 7; TEAM 3-minus 12; Nick Maxam 2-minus 15.

PASSING: Morris-Hubbard, Seth 7-22-1-96; Hoffman, Ted 3-9-0-25. Lawrence-Nick Maxam 7-12-1-61; Max Granaroli 3-7-0-27; Zack Hintz 0-0-0-0; Craig Ebert 0-0-0-0.

RECEIVING: Morris-Fragodt, Matt 6-77; Koranda, Robert 2-28; Mensing, Garrett 1-10; Sullivan, Tom 1-6. Lawrence-Craig Ebert 4-49; Jeremiah Johnson 2-27; Derek Micke 2-10; Troy McGilligan 1-1; Matt Hintz 1-1.

# 2008 Lawrence Statistics

## Season Scoreboard

### 1-9 Overall, 0-9 Midwest Conference

9/13 (A) Monmouth	47	Lawrence	2	(att. 500)
9/20 (H) St. Norbert	44	Lawrence	18	(att. 1,822)
9/27 (H) Grinnell	32	Lawrence	16	(att. 861)
10/4 (A) Illinois College	28	Lawrence	16	(att. 805)
10/11 (H) Lake Forest	20	Lawrence	12	(att. 907)
10/18 (A) Knox	28	Lawrence	25	(att. 400)
10/25 (H) Beloit	21	Lawrence	6	(att. 887)

10/29 (A) Carroll	34	Lawrence	14	(att. 540)
11/8 (H) Ripon	42	Lawrence	14	(att. 1,551)
11/15 (H) Lawrence	21	Minnesota-Morris	13	(att. 527)

<b>Scoring by Quarter</b>	<b>1st</b>	<b>2nd</b>	<b>3rd</b>	<b>4th</b>	<b>OT</b>	<b>Total</b>
Lawrence University	24	69	21	30	-	144
Opponents	71	86	91	61	-	309

## Team Statistics

Category	Lawrence	Opponents
<b>SCORING</b>	144	309
Points Per Game	14.4	30.9
<b>FIRST DOWNS</b>	170	179
Rushing	65	88
Passing	87	81
Penalty	18	10
<b>RUSHING YARDAGE</b>	1101	1745
Yards Gained Rushing	1485	2021
Yards Lost Rushing	384	276
Rushing Attempts	345	444
Average Per Rush	3.2	3.9
Average Per Game	110.1	174.5
TDs Rushing	5	23
<b>PASSING YARDAGE</b>	1965	2136
Attempted-Completed-Intercepted	339-180-21	258-140-7
Average Per Pass	5.8	8.3
Average Per Catch	10.9	15.3
Average Per Game	196.5	213.6
TDs Passing	15	18
<b>TOTAL OFFENSE</b>	3066	3881
Total Plays	684	702
Average Per Play	4.5	5.5
Average Per Game	306.6	388.1

Category	Lawrence	Opponents
KICK RETURNS: NO.-YARDS	53-934	23-291
PUNT RETURNS: NO.-YARDS	21-283	18-132
INT RETURNS: NO.-YARDS	7-113	21-337
KICK RETURN AVERAGE	17.6	12.7
PUNT RETURN AVERAGE	13.5	7.3
INT RETURN AVERAGE	16.1	16.0
FUMBLES-LOST	17-10	16-8
PENALTIES-YARDS	51-423	70-596
Average Per Game	42.3	59.6
PUNTS-YARDS	58-1928	52-1742
Average Per Punt	33.2	33.5
Net punt average	31.0	28.1
TIME OF POSSESSION/GAME	29:32	30:28
<b>3RD-DOWN CONVERSIONS</b>	40/147	58/153
3rd-Down Percentage	27%	38%
<b>4TH-DOWN CONVERSIONS</b>	12/33	15/27
4th-Down Percentage	36%	56%
<b>SACKS BY-YARDS</b>	14-108	30-198
MISCELLANEOUS YARDS	36	0
TOUCHDOWNS SCORED	20	43
<b>FIELD GOALS-ATTEMPTS</b>	3-3	5-8
PAT-ATTEMPTS	9-15	32-38
ATTENDANCE	6555	2245
Games/Avg Per Game	6/1092	4/561

## Individual Statistics

RUSHING	Games	Att.	Gain	Loss	Net	Ave.	TD	Long	Ave./Game	RECEIVING	Games	No.	Yards	Ave.	TD	Long	Ave./Game
Craig Ebert	10	181	975	76	899	5.0	2	59	89.9	Derek Micke	10	44	504	11.5	3	56	50.4
Jesse Peterson	10	60	195	27	168	2.8	0	20	16.8	Craig Ebert	10	36	334	9.3	4	32	33.4
Zack Hintz	10	25	143	33	110	4.4	1	34	11.0	Jeremiah Johnson	10	33	349	10.6	4	49	34.9
Derek Micke	10	4	57	11	46	11.5	1	41	4.6	Matt Hintz	10	20	196	9.8	2	19	19.6
Mats Jonsson	2	6	27	8	19	3.2	0	9	9.5	Jon Bruehl	8	10	144	14.4	0	33	18.0
Kyle Gauthier	10	3	15	3	12	4.0	0	12	1.2	Wes Otte	5	10	90	9.0	0	26	18.0
Kadeem Holmon	4	13	20	12	8	0.6	1	5	2.0	Josh Scheck	9	8	137	17.1	0	29	15.2
Josh Scheck	9	1	5	0	5	5.0	0	5	0.6	Troy McGilligan	10	8	52	6.5	1	15	5.2
Ben Hartman	9	1	3	0	3	3.0	0	3	0.3	Zack Hintz	10	7	126	18.0	0	32	12.6
Sam Laes	10	1	2	0	2	2.0	0	2	0.2	Luke Fickbohm	7	2	25	12.5	1	18	3.6
Max Granaroli	2	1	0	1	-1	-1.0	0	0	-0.5	Jesse Peterson	10	2	8	4.0	0	10	0.8
Eric Bohling	3	2	4	8	-4	-2.0	0	4	-1.3	<b>Total</b>	<b>10</b>	<b>180</b>	<b>1965</b>	<b>10.9</b>	<b>15</b>	<b>56</b>	<b>196.5</b>
Jeremiah Johnson	10	1	0	6	-6	-6.0	0	0	-0.6	<b>Opponents</b>	<b>10</b>	<b>140</b>	<b>2136</b>	<b>15.3</b>	<b>18</b>	<b>78</b>	<b>213.6</b>
Team	6	5	0	27	-27	-5.4	0	0	-4.5								
Nick Maxam	10	41	39	172	-133	-3.2	0	11	-13.3								
<b>Total</b>	<b>10</b>	<b>345</b>	<b>1485</b>	<b>384</b>	<b>1101</b>	<b>3.2</b>	<b>5</b>	<b>59</b>	<b>110.1</b>								
<b>Opponents</b>	<b>10</b>	<b>444</b>	<b>2021</b>	<b>276</b>	<b>1745</b>	<b>3.9</b>	<b>23</b>	<b>61</b>	<b>174.5</b>								

PASSING	Games	Efficiency	A-C-I	Percent	Yards	TD	Long	Average/Game
Nick Maxam	10	105.37	282-154-19	54.6	1685	12	56	168.5
Eric Bohling	3	89.37	29-12-2	41.4	174	1	25	58.0
Max Granaroli	2	139.69	17-9-0	52.9	97	2	45	48.5
Mats Jonsson	2	55.12	5-2-0	40.0	9	0	7	4.5
Zack Hintz	10	18.70	4-1-0	25.0	-3	0	0	-0.3
Craig Ebert	10	112.60	2-2-0	100.0	3	0	2	0.3
<b>Total</b>	<b>10</b>	<b>104.00</b>	<b>339-180-21</b>	<b>53.1</b>	<b>1965</b>	<b>15</b>	<b>56</b>	<b>196.5</b>
<b>Opponents</b>	<b>10</b>	<b>141.40</b>	<b>258-140-7</b>	<b>54.3</b>	<b>2136</b>	<b>18</b>	<b>78</b>	<b>213.6</b>

KICK RETURNS	Number	Yards	Average	TD	Long
Zack Hintz	22	439	20.0	0	37
Derek Micke	22	382	17.4	0	59
Jeremiah Johnson	4	40	10.0	0	14
Ben Hartman	3	55	18.3	0	22
Matt Desjardins	1	5	5.0	0	5
Wes Otte	1	13	13.0	0	13
<b>Total</b>	<b>53</b>	<b>934</b>	<b>17.6</b>	<b>0</b>	<b>59</b>
<b>Opponents</b>	<b>23</b>	<b>291</b>	<b>12.7</b>	<b>0</b>	<b>31</b>

PUNT RETURNS	Number	Yards	Average	TD	Long
Sam Laes	9	82	9.1	0	34
Zack Hintz	6	117	19.5	0	64
Derek Micke	6	84	14.0	0	24
<b>Total</b>	<b>21</b>	<b>283</b>	<b>13.5</b>	<b>0</b>	<b>64</b>
<b>Opponents</b>	<b>18</b>	<b>132</b>	<b>7.3</b>	<b>0</b>	<b>31</b>



# 2008 Lawrence Statistics

SCORING	TD	FGs	-----PATs-----					DXP	Safety	Points
			Kick	Rush	Receive	Pass	Pass			
Craig Ebert	6	0-0	0-0	0-0	0	0-0	0	0	36	
Jeremiah Johnson	4	0-0	0-0	0-0	0	0-0	0	0	24	
Derek Micke	4	0-0	0-0	0-0	0	0-0	0	0	24	
Peter Mohr	0	3-3	8-13	0-0	0	0-0	0	0	17	
Matt Hintz	2	0-0	0-0	0-0	0	0-0	0	0	12	
Troy McGilligan	1	0-0	0-0	0-0	0	0-0	0	0	6	
Kadeem Holmon	1	0-0	0-0	0-0	0	0-0	0	0	6	
Zack Hintz	1	0-0	0-0	0-0	0	0-0	0	0	6	
Luke Fickbohm	1	0-0	0-0	0-0	0	0-0	0	0	6	
Brian Dabbs	0	0-0	0-0	0-0	0	0-0	0	1	2	
Jesse Peterson	0	0-0	0-0	1-1	0	0-0	0	0	2	
Nick Maxam	0	0-0	0-0	1-2	0	0-1	0	0	2	
Kyle Gauthier	0	0-0	1-2	0-0	0	0-0	0	0	1	
Eric Bohling	0	0-0	0-0	0-0	0	0-1	0	0	0	
<b>Total</b>	<b>20</b>	<b>3-3</b>	<b>9-15</b>	<b>2-3</b>	<b>0</b>	<b>0-2</b>	<b>0</b>	<b>1</b>	<b>144</b>	
<b>Opponents</b>	<b>43</b>	<b>5-8</b>	<b>32-38</b>	<b>1-3</b>	<b>0</b>	<b>0-2</b>	<b>1</b>	<b>0</b>	<b>309</b>	

Quarterback  
Nick Maxam  
completed  
54.6 percent of  
his passes last  
season and  
threw for 1,685  
yards.



INTERCEPTIONS	Number	Yards	Average TD	Long
Sam Laes	4	105	26.2	0
Derek Micke	2	8	4.0	0
Andy Frelich	1	0	0.0	0
<b>Total</b>	<b>7</b>	<b>113</b>	<b>16.1</b>	<b>0</b>
<b>Opponents</b>	<b>21</b>	<b>337</b>	<b>16.0</b>	<b>2</b>

PUNTING	Number	Yards	Average	Long	TB	FC	I20	Blocked
Kyle Gauthier	56	1928	34.4	59	4	0	14	2
Team	2	0	0.0	0	0	0	0	0
<b>Total</b>	<b>58</b>	<b>1928</b>	<b>33.2</b>	<b>59</b>	<b>4</b>	<b>0</b>	<b>14</b>	<b>2</b>
<b>Opponents</b>	<b>52</b>	<b>1742</b>	<b>33.5</b>	<b>53</b>	<b>3</b>	<b>5</b>	<b>7</b>	<b>0</b>

FIELD GOALS	FGM-FGA	Percent	01-19	20-29	30-39	40-49	50-99	Long	Blocked
Peter Mohr	3-3	100.0	0-0	3-3	0-0	0-0	0-0	26	0

## DEFENSIVE SUMMARY

	Games	-----Tackles-----				Sacks			-----Fumbles-----			Blocked	
		Solos	Assists	Total	For Loss	No.-Yards	Int.-Yards	Broken Up	Rcv.-Yards	Forced	Kicks	Safety	
5 Brian Janssen	9	36	36	72	11-22	0	0	3	1-0	1	0	0	
31 Mike Gostisha	10	27	39	66	15-34	2-0-14	0	1	1-0	0	0	0	
12 Jeff Nichols	10	32	29	61	10-45	1-0-13	0	9	0	0	0	0	
17 Sam Laes	10	28	26	54	3-16	1-0-12	4-105	3	0	0	0	0	
48 Greg Pater	10	23	30	53	4-4	1-0-1	0	1	0	0	0	0	
34 Mike Baumann	10	17	31	48	5-14	1-0-12	0	1	1-0	0	0	0	
21 Kevin Penza	6	20	25	45	5-4	0	0	1	0	1	0	0	
51 Matt Hoh	8	22	21	43	15-45	1-5-10	0	0	0	0	0	0	
20 Evan Neuens	10	18	16	34	4-6	0	0	1	0	0	0	0	
44 Jake Runde	10	16	14	30	7-18	1-0-11	0	0	1-0	2	0	0	
52 Eric Follett	9	7	20	27	6-20	1-5-14	0	0	0	0	0	0	
8 Andy Frelich	9	15	12	27	3-4	0	1-0	2	1-0	0	0	0	
3 Kyle Gauthier	10	17	9	26	1-1	0	0	4	0	0	0	0	
27 Robbie Ulloa	10	14	10	24	0	0	0	7	1-36	0	0	0	
30 Chris Gallegos	9	17	7	24	0	0	0	0	0	0	0	0	
9 Marvin Simelton	10	9	12	21	2-4	0	0	0	0	0	0	0	
56 Brian Dabbs	10	6	8	14	2-9	1-0-2	0	0	0	0	0	1	
2 Evan Farnum	8	4	8	12	1-2	1-0-2	0	3	0	0	0	0	
32 Ben Hartman	9	7	3	10	1-1	0	0	1	0	0	0	0	
66 Nils Schaede	9	3	6	9	3-11	1-0-11	0	0	0	0	0	0	
1 Nick Thackston	8	2	7	9	0	0	0	1	0	1	0	0	
42 Matt Frelich	1	3	3	6	1-6	1-0-6	0	0	0	0	0	0	
TM Team	6	4	0	4	0	0	0	0	0	0	0	0	
72 Barry Marquardt	9	2	0	2	0	0	0	0	0	0	0	0	
13 Craig Ebert	10	2	0	2	0	0	0	0	0	0	0	0	
40 John Buntrock	4	1	1	2	1-1	0	0	0	0	0	0	0	
24 Derek Micke	10	2	0	2	0	0	2-8	0	0	0	0	0	
50 Nick Kerkman	9	2	0	2	0	0	0	0	0	1	0	0	
26 Jesse Peterson	10	2	0	2	0	0	0	0	0	0	0	0	
19 Matt Desjardins	5	1	1	2	0	0	0	0	0	0	0	0	
7 Matt Hintz	10	1	0	1	0	0	0	0	0	0	0	0	
4 Zack Hintz	10	1	0	1	0	0	0	0	0	0	0	0	
36 Lucas Below	3	1	0	1	0	0	0	0	0	0	0	0	
6 Jon Bruehl	8	1	0	1	0	0	0	0	0	0	0	0	
60 Jesse Simonsen	5	0	1	1	0	0	0	0	0	0	0	0	
80 Jeremiah Johnson	10	0	1	1	0	0	0	0	0	0	0	0	
11 Eric Bohling	3	1	0	1	0	0	0	0	0	0	0	0	
25 Kadeem Holmon	4	0	0	0	0	0	0	0	1-0	0	0	0	
43 Luke Fickbohm	7	0	0	0	0	0	0	0	1-0	0	0	0	
16 Wes Otte	5	0	0	0	0	0	0	1	0	0	0	0	
<b>Total</b>	<b>10</b>	<b>364</b>	<b>376</b>	<b>740</b>	<b>100-267</b>	<b>14-108</b>	<b>7-113</b>	<b>39</b>	<b>8-36</b>	<b>6</b>	<b>0</b>	<b>1</b>	
<b>Opponents</b>	<b>10</b>	<b>-</b>	<b>-</b>	<b>-</b>	<b>-</b>	<b>30-198</b>	<b>21-337</b>	<b>41</b>	<b>10-0</b>	<b>5</b>	<b>5</b>	<b>0</b>	

# Lawrence's All-Americans

**1949**

Claude Radtke, End  
Associated Press/First Team



*Claude Radtke '50*

**1952**

Bruce Bigford, Running Back  
Associated Press/Second Team

**1953**

Charles "Sal" Cianciola, End  
Associated Press/Second Team



*Sal Cianciola '55*

**1954**

Charles "Sal" Cianciola, End  
Williamson Football Ratings/First Team  
Associated Press/Second Team

**1960**

Joe Lamers, Defensive End  
Associated Press/Honorable Mention



*Chuck McKee '68*

**1961**

Carey Wickland, Defensive Back  
Associated Press/Honorable Mention

**1967**

Chuck McKee, Quarterback  
Associated Press/First Team

Gary Hietpas, Linebacker  
Associated Press/Honorable Mention



*Joe Patterson '70*

**1969**

Joe Patterson, Offensive Tackle  
Associated Press/Second Team

**1977**

Frank Bouressa, Center  
Associated Press/First Team

Paul Gebhardt, End  
Associated Press/Honorable Mention

**1978**

Frank Bouressa, Center  
Associated Press/First Team

Bob Eddy, Defensive Tackle  
Associated Press/Honorable Mention

Paul Gebhardt, End  
Associated Press/Honorable Mention



*Frank Bouressa '78*

**1979**

Bruce Barkwill, Running Back  
Associated Press/Honorable Mention

Kurt Henrickson, Defensive Back  
Associated Press/Honorable Mention

Jim Petran, Quarterback  
Associated Press/Honorable Mention

Bill Simon, Defensive Back  
Associated Press/Honorable Mention



*Paul Gebhardt '78*

**1980**

Chris Matheus, Defensive End  
Pizza Hut/Third Team

Scott Reppert, Running Back  
Kodak/First Team  
Pizza Hut/Second Team

Graham Satherlie, Defensive Back  
Pizza Hut/Second Team

Bill Spreeman, Linebacker  
Pizza Hut/Honorable Mention

Ken Urbanski, Offensive Tackle  
Pizza Hut/Honorable Mention

Tim White, Defensive Back  
Pizza Hut/First Team



*Tim White '81*

**1981**

Chris Matheus, Defensive End  
CoSIDA Academic/First Team

Scott Reppert, Running Back  
Kodak/First Team  
CoSIDA Academic/First Team  
Associated Press/Third Team

Graham Satherlie, Defensive Back  
Associated Press/Honorable Mention

Pat Schwanke, Tight End  
Associated Press/Honorable Mention



*Graham Satherlie '82*

**1982**

Chris Matheus, Defensive End  
CoSIDA Academic/First Team  
Pizza Hut/Second Team

Murray McDonough, Defensive Back  
Pizza Hut/Second Team

Scott Reppert, Running Back  
Associated Press/First Team  
Pizza Hut/First Team  
Kodak/First Team

Pat Schwanke, Tight End  
Pizza Hut/First Team



*Chris Matheus '83*



*Scott Reppert '83*

# Lawrence's All-Americans

## 1983

Greg Curtis, Running Back  
Pizza Hut/Honorable Mention

Dan Galante, Defensive Tackle  
Pizza Hut/Second Team

Murray McDonough, Defensive Back  
Pizza Hut/First Team  
Kodak/First Team



Pat Schwanke '83

Gary Just, Split End  
Pizza Hut/Honorable Mention

Mike Renn, Linebacker  
Pizza Hut/Honorable Mention



Marty Johnson '88

## 1984

Dan Galante, Defensive Tackle  
Pizza Hut/Honorable Mention

Pat Grogan, Offensive Tackle  
Pizza Hut/Honorable Mention

Bob Sell, Defensive Back  
Pizza Hut/Third Team




Murray McDonough '84

## 1988

Bill Cooper, Defensive End  
CoSIDA Academic/Second Team

Steve Jung, Defensive Back  
Football News/Second Team  
Associated Press/Honorable Mention  
Pizza Hut/Honorable Mention

Chris Lindfelt, Linebacker  
Pizza Hut/First Team  
Associated Press/Honorable Mention  
*Football Gazette*/Honorable Mention



Steve Jung '90


## 1985

Dan Galante, Defensive Tackle  
Pizza Hut/First Team  
Associated Press/Second Team

Marty Johnson, Defensive Back  
Pizza Hut/Second Team

Chris Lindfelt, Linebacker  
Pizza Hut/Second Team

Bob Sell, Defensive Back  
Pizza Hut/Third Team




Bob Sell '86

## 1989

Damian LaCroix, Defensive Tackle  
Pizza Hut/First Team

Steve Jung, Defensive Back  
Pizza Hut/Second Team



Damian LaCroix '91

## 1986

Dan Galante, Defensive Tackle  
Associated Press/First Team  
Pizza Hut/First Team  
CoSIDA Academic/Second Team

Marty Johnson, Defensive Back  
Associated Press/Honorable Mention

Steve Johnson, Tight End  
Pizza Hut/Second Team  
Associated Press/Third Team

Chris Lindfelt, Linebacker  
Pizza Hut/First Team  
Associated Press/Honorable Mention

Bill McNamara, Quarterback  
Pizza Hut/Honorable Mention



Dan Galante '87

## 1990

Damian LaCroix, Defensive Tackle  
*Football News*/First Team  
Champion U.S.A./Third Team

Clint Weninger, Defensive Back  
Champion U.S.A./Honorable Mention

## 1995

Brad Olson, Running Back  
Associated Press/First Team  
*Football Gazette*/First Team  
Hewlett-Packard/First Team

## 1996

Brad Olson, Running Back  
*Football Gazette*/Second Team  
Hewlett-Packard/First Team

## 1999

Jeff Divjak, Linebacker  
USA Football Freshmen Team/Second Team



Brad Olson '98

## 1987

Bill Cooper, Defensive End  
CoSIDA Academic/Second Team

Marty Johnson, Defensive Back  
Pizza Hut/Second Team



Chris Lindfelt '88

## 2000

Zach Michael, Wide Receiver  
USA Football Freshmen Team/Second Team

# Lawrence Football History

## The Retired Numbers

# 22

## Chuck McKEE



Quarterback, 1966-68  
All-Midwest Conference, 1966-67  
Associated Press All-America first team, 1967  
1,682 rushing yards  
2,529 passing yards  
32 touchdowns  
Midwest Conference champions, 1966-67  
Charter member, Lawrence University Intercollegiate Athletic Hall of Fame, 1996

# 35

## Scott REPPERT



Running Back, 1979-82  
Inducted into College Football Hall of Fame, 2003  
Charter member, Lawrence University Intercollegiate Athletic Hall of Fame, 1996  
All-Midwest Conference, 1980-82  
CoSIDA Academic All-America first team, 1981  
Kodak All-America first team, 1980-82  
Pizza Hut All-America first team, 1982, second team, 1980  
Associated Press All-America first team, 1982, third team, 1981  
Received votes for 1982 Heisman Trophy  
Led NCAA Division III in rushing, 1980-82  
4,442 rushing yards  
46 touchdowns  
Midwest Conference champions, 1979-81  
NCAA Division III semifinalists, 1981

## The Last Time It Happened

### Tie Game

Lawrence 13, Ripon 13; at Lawrence, 11/3/84.

### Overtime Game

Grinnell 48, Lawrence 47; at Lawrence, 10/25/03.

### Shutout

By Vikings: Lawrence 26, Ripon 0; 11/2/91.  
By Opponent: Lake Forest 27, Lawrence 0; 10/30/04.

### Kickoff Return for TD

By Vikings: Derek Micke at Beloit, 10/20/07 (85 yards).  
By Opponent: Casey Urlacher, Lake Forest, 10/13/01 (72 yards)

### Punt Return for TD

By Vikings: Derek Micke vs. Grinnell, 9/23/06 (70 yards).  
By Opponent: Joe Masciopinto, St. Norbert, 10/11/03 (35 yards).

### Interception Return for TD

By Vikings: Brian Janssen vs. Carroll, 10/27/07 (45 yards).  
By Opponent: Jeremy Winter, Carroll, 10/29/08 (55 yards).

### Fumble Return for TD

By Vikings: Brian Janssen vs. Lake Forest, 10/7/06 (70 yards).  
By Opponent: Jack Gillihan, Lake Forest, 11/1/03 (25 yards).

### Blocked Punt Recovered for TD

By Vikings: Eric Karnosky vs. Coe, 9/21/91 (0 yards).  
By Opponent: David Maggio, Beloit, 10/1/05 (0 yards).

### 100-Yard Rushing Game

By Vikings: Craig Ebert vs. Minnesota-Morris, 11/15/08, (22 carries-123 yards).  
By Opponent: Bill Meyer, Knox, 10/18/08 (21 carries-139 yards).

### 200-Yard Rushing Game

By Vikings: Justin Berrens vs. Ripon, 11/9/02 (34 carries-200 yards).  
By Opponent: Bryce Crocker, Carroll, 10/27/07 (44 carries-213 yards).

### 300-Yard Rushing Game

By Vikings: Justin Berrens vs. Grinnell, 10/25/03 (40 carries-310 yards).  
By Opponent: None.

### 100-Yard Receiving Game

By Vikings: Derek Micke vs. Ripon, 11/8/08, (6 catches-126 yards).  
By Opponent: Dan Carter, Lake Forest, 10/11/08 (7 catches-161 yards).

### 200-Yard Receiving Game

By Vikings: Zach Michael vs. Monmouth, 10/27/01 (15 catches-279 yards).  
By Opponent: Brandy Spoerl, Carroll, 10/20/01 (9 catches-231 yards).

### 300-Yard Passing Game

By Vikings: Nick Maxam vs. St. Norbert, 9/20/08 (28 of 37, 341 yards).  
By Opponent: Mitch Niekamp, Illinois College, 10/4/08 (24 of 35, 340 yards).

### Safety

By Vikings: Brian Dabbs vs. Monmouth, 9/13/08.  
By Opponent: Illinois College (team), 9/29/07.

### Defensive Extra Point

By Vikings: Derek Micke at St. Norbert, 9/15/07.  
By Opponent: Ernest James, St. Norbert, 9/20/08.



# Recordbook

## Career Leaders

### Rushing Yards

1. Brad Olson	1994-97	5,325
2. Scott Reppert	1979-82	4,442
3. Justin Berrens	2000, 2002-03	3,659
4. Craig Ebert	2005-08	2,477
5. Greg Curtis	1983-86	2,271
6. Bruce Barkwill	1976-79	2,162
7. Lance Alwin	1967-70	2,161
8. Jeff Kinziger	1992-95	1,852
9. Bob Montgomery	1972-75	1,783
10. Chuck McKee	1965-67	1,682

### Rushing Touchdowns

1. Scott Reppert	1979-82	45
2. Brad Olson	1994-97	44
3. Chuck McKee	1965-67	31
4. Justin Berrens	2000-03	19
Jeff Kinziger	1992-95	19
6. Adrell Bullock	2003-06	17
7. Roger Stiles	1952-54	16
Greg Curtis	1983-86	16

### Passing Yards

1. Jim Petran	1976-79	5,431
2. Eric Aspenson	2003-05, 2007	4,941
3. Bill McNamara	1985-87	4,431
4. Ken Meyer	1973-76	4,261
5. R.J. Rosenthal	2000-02	4,122
6. Steve Wesley	1997-2000	3,536
7. Nick Maxam	2006-present	3,142
8. Ron Roberts, Jr.	1980-83	3,050
9. Dean Walsh	1979-81	2,975
10. Jeff Kinziger	1992-95	2,866

### Passing Touchdowns

1. Jim Petran	1976-79	59
2. Eric Aspenson	2003-05, 2007	50
3. Ken Meyer	1973-76	41
4. R.J. Rosenthal	2000-02	38
5. Bill McNamara	1984-87	33
6. Dean Walsh	1979-81	31
7. Steve Wesley	1997-2000	30
8. Nick Maxam	2006-present	25
Ron Roberts, Jr.	1980-83	25

### Receptions


1. Zach Michael	2000-03	248
2. Ed Lamm	1990-93	152
3. Paul Gebhardt	1976-78	149
4. Chris Guenther	1991, 1993-95	138
5. Gary Just	1985-88	118
6. Pat Schwanke	1979-82	113
7. Nick Korn	2002-05	105
Sal Cianciola	1951-53	105
9. Craig Ebert	2005-08	102
10. Stacy Seidl	1996-99	100

### Receiving Yards

1. Zach Michael	2000-03	3,583
2. Paul Gebhardt	1976-78	2,394
3. Chris Guenther	1991, 1993-95	2,373
4. Stacy Seidl	1996-99	2,190
5. Pat Schwanke	1979-82	2,061
6. Ed Lamm	1990-93	1,987

### Receiving Touchdowns

1. Zach Michael	2000-03	40
2. Pat Schwanke	1979-82	30
3. Paul Gebhardt	1976-78	28
4. Chris Guenther	1991, 1993-95	27
5. Sal Cianciola	1951-53	24
6. Stacy Seidl	1996-99	23



*Running back Craig Ebert finished his career by leading the Midwest Conference in rushing yards per game in 2008. Ebert ranks fourth in Lawrence history with 2,477 rushing yards and is ninth with 102 career receptions.*

### Total Touchdowns

1. Brad Olson	1994-97	46	3. Scott Fischer	1999-2001	31
2. Scott Reppert	1979-82	45	4. Matt Frelich	2006-present	30
3. Zach Michael	2000-03	41	Brian Janssen	2006-present	30
4. Chuck McKee	1965-67	32	6. Tyler Krzewina	2003-06	28
5. Paul Gebhardt	1976-78	28	7. Kevin Penza	2006-present	26
6. Chris Guenther	1991, 1993-95	27	8. Justin Seaman	2001-02	23
7. Sal Cianciola	1951-53	24	9. Neal Busdicker	2003-05	22
			10. Mike Gostisha	2006-present	21

### Total Points

1. Brad Olson	1994-97	276
2. Scott Reppert	1979-82	270
3. Zach Michael	2000-03	250
4. Jeff Reitz	1974-77	227
5. Chuck McKee	1965-67	194
6. Kraig Krueger	1980-83	183
7. Pat Schwanke	1979-82	182
8. Stacy Seidl	1996-99	178

### Tackles

1. Chris Lindfelt	1984-86, 1988	586
2. Damian LaCroix	1987-90	407
3. Mike Batt	1990-93	403
4. Dan Galante	1983-86	371
5. Joel Northey	1993-96	341
6. Rob Geck	1995-98	340
7. Clint Weninger	1987-90	316
8. Steve Jung	1986-89	305
9. Eric Karnosky	1986-1989	303
10. Scott Dummert	1998-2001	273

### Tackles For Loss

1. Jack Peters	2004-07	40
2. Steve Heindl	2000-03	36

### Sacks

1. Dan Galante	1983-86	38.0
2. Chris Lindfelt	1984-86, 1988	34.5
3. Mike Gonzales	1984-87	19.0
4. Bill Cooper	1985-88	16.0
5. Jeff Shock	1995-98	15.5
6. Jack Peters	2004-07	14.5
7. Matt Frelich	2006-present	13.0
Scott Fisher	1999-2001	12.0
9. Jamie Reeve	1992-94	11.5
Joel Northey	1993-96	11.5
Ryan McCaskill	1993-96	11.5
Justin Seaman	2000-02	11.5

### Interceptions

1. Marty Johnson	1984-87	24
2. Graham Satherlie	1978-81	22
3. John Biolo	1965-67	21
4. Shawn McIntire	1981-83	15
5. Tyler Krzewina	2003-06	11
Steve Jung	1986-89	11
Bill Briesmeister	1985-88	11
Bob Sell	1982-85	11
Dave Rothschild	1971-72	11

## Team Season Records

Category	Offense		Defense (least except as noted)	
<b>Scoring</b>				
Total Points	344	1977	10	1922 (modern record: 13, 1942)
Touchdowns	46	1977	1	1922
Field Goals	15	1975	NA	
<b>Rushing</b>				
Attempts	597	1998	319	1967, 1953
Yards Gained (net)	3,096	1995	473	1985
Average Gain/Attempt	5.9	1994	1.3	1985
Average Gain/Game	344.0	1995	52.6	1985
Touchdowns	31	1995	1	1922
<b>Passing</b>				
Attempts	388	2001	147	1992
Completions	187	1986	41	1953
Completion Percentage	54.5%	1976	31.0%	1953
Interceptions	1	1952 (fewest)	30	1981 (most interceptions)
Yards Gained	2212	1986	707	1953
Average Gain/Attempt	8.8	1998	4.3	1976
Average Gain/Completion	20.1	1998	10.2	1976
Average Gain/Game	242.8	1978	90.5	1979
Touchdowns	21	1977	0	1922, 1901
<b>Total Offense</b>				
First Downs	214	1998	88	1952
Plays	784	1981	510	1953
Yardage	4,315	1995	1,396	1953
Average Gain/Attempt	6.7	1994	2.95	1985
Average Gain/Game	479.4	1995	174.5	1953
Average Plays/Game	82.1	1995	61	1966
<b>Returns</b>				
Number	91	2002	44	1952
Return Yardage	1,288	1998	502	1984
Touchdowns	3	1982, 1970, 1963	0	By Many
<b>Punting</b>				
Number	72	2000	76	1975 (most)
Punting Average	42.8	1953	26.5	1991
<b>Fumbles Lost</b>				
	5	1982, 1975 (fewest)	23	1973, 1970 (most recovered)
<b>Total Turnovers</b>				
	NA		49	1981 (most)
<b>Longest Winning Streak</b>				
	18	1980-81		
<b>Longest Losing Streak</b>				
	17	2001-03 (final five games of 2001 through first two games of 2003)		

## Team Single-Game Records

Category	Record
Most Points Scored	67 vs. Knox, 1981
Most Points in a Quarter	35 vs. Grinnell, 2006
Most Points in a Half	38 vs. Grinnell, 2006
Most Points Allowed	82 vs. University of Wisconsin, 1915
	70 vs. Coe, 1997 (modern record)
Rushing Attempts	78 vs. Beloit, 1969
Yards Rushing	488 vs. St. Norbert, 1995
Touchdowns Rushing	7 vs. Knox, 1981
Passes Attempted	65 vs. Coe, 1986
Passes Completed	35 vs. Coe, 1986
Passes Intercepted	7 vs. College of St. Francis, 1987; Lake Forest, 1983
Yards Passing	466 vs. Coe, 1986
Touchdowns Passing	5 vs. Knox, 2007
Total Plays	101 vs. Coe, 1979, Lake Forest, 1999
Total Offense	669 vs. Eureka, 1995
First Downs	32 vs. Coe, 1981
Field Goals	4 vs. Illinois College, 2005
Interceptions	7 vs. Knox, 1990

# Recordbook

## Individual Single-Game Records

Category	Record Holder		Runner-Up			
<b>Rushing</b>						
Attempts	45	Lance Alwin vs. Beloit, Grinnell	1970	44	Justin Berrens vs. Grinnell	2000
Yards Gained (net)	331	Brad Olson vs. Eureka	1995	310	Justin Berrens vs. Grinnell	2003
Touchdowns	4	Brad Olson vs. Lake Forest	1995	3	By many: Last, Justin Berrens vs. Grinnell	2003
	4	Dave Mulford vs. Knox	1957			
	4	Al Zupek vs. Knox	1942			
<b>Passing</b>						
Attempts	65	Bill McNamara vs. Coe	1986	54	R.J. Rosenthal vs. Macalester	2001
Completions	35	Bill McNamara vs. Coe	1986	29	Bill McNamara vs. Illinois College	1986
Completion Percentage (min. 15 att.)	75.7%	Nick Maxam vs. St. Norbert (28-37)	2008	75%	Bill McNamara vs. St. Norbert (21-28)	1987
Yards Gained	466	Bill McNamara vs. Coe	1986	382	R.J. Rosenthal vs. Monmouth	2001
Touchdowns	5	Eric Aspenson vs. Knox	2007	4	Eric Aspenson vs. Lake Forest	2005
					Eric Aspenson vs. St. Norbert	2003
					Eric Aspenson vs. Grinnell	2003
					Chris McGinley vs. Ripon	2002
					R.J. Rosenthal vs. Monmouth	2000
					Jason Richards vs. Grinnell	1994
					Jim Petran vs. Milton	1978
					Jim Petran vs. Beloit	1977
					Dave Frasch vs. Coe	1968
Interceptions	7	Ron Roberts vs. Lake Forest	1983	6	Nick Maxam vs. Grinnell	2008
					R.J. Rosenthal vs. Macalester, vs. Monmouth	2001
					Bill McNamara vs. College of St. Francis	1987
					Ron Roberts vs. UW-Oshkosh	1983
					Ken Meyer vs. Ripon	1976
<b>Receiving</b>						
Receptions	15	Zach Michael vs. Monmouth	2001	14	Nick Korn vs. Carroll	2005
				14	Sal Cianciola vs. Ripon	1953
Yards Gained	279	Zach Michael vs. Monmouth	2001	241	Ron Wopat vs. Beloit	1976
TD Receptions	4	Zach Michael vs. St. Norbert	2003	3	Nick Korn vs. Lake Forest	2005
					Zach Michael vs. Ripon	2002
					Zach Michael vs. Carroll, Monmouth	2001
					Zach Michael vs. Beloit, Monmouth	2000
					Chad McDougal vs. U. of Chicago	1993
					Pat Schwanke vs. Monmouth	1981
					Paul Gebhardt vs. Milton	1978
					Paul Gebhardt vs. Coe	1977
					Ron Wopat vs. Beloit	1976
					Ric Miller vs. Coe	1968
<b>Total Offense</b>						
Plays	73	Bill McNamara vs. Coe	1986	66	Chuck McKee vs. Beloit	1965
Yardage	467	Bill McNamara vs. Coe	1986	335	Ken Meyer vs. Beloit	1965
<b>Scoring</b>						
Total Points	25	Carl Stumpf vs. Ripon	1953	24	Zach Michael vs. St. Norbert	2003
					Brad Olson vs. Lake Forest	1995
					Dave Mulford vs. Knox	1957
					Al Zupek vs. Knox	1942
Touchdowns	4	Zach Michael vs. St. Norbert	2003	3	By many: Last, Craig Ebert vs. Beloit	2007
		Brad Olson vs. Lake Forest	1995			
		Dave Mulford vs. Knox	1957			
		Al Zupek vs. Knox	1942			
Field Goals	4	Bryan Althouse vs. Illinois College	2005	3	Kraig Krueger vs. Knox	1980
					Jeff Reitz vs. Beloit, Chicago, Knox	1975
					Gary Hietpas vs. Coe	1967
Field Goals Attempts	6	Jeff Reitz vs. Knox	1975	4	Kraig Krueger vs. Lake Forest	1982
					Jeff Reitz vs. several teams	
PAT Conversions	8	Kraig Krueger vs. Knox	1981	7	Bryan Althouse vs. Lake Forest	2005
					Aaron Beardsley vs. Ripon	1994
					Gregg Jacobs vs. Carleton	1979
					Jeff Reitz vs. Lakeland and Beloit	1977
PAT Attempts	8	Dirk Schroer vs. Eureka	1995			
		Kraig Krueger vs. Knox	1981			
		Jeff Reitz vs. several teams				
<b>Punting</b>						
Total Number Punts	15	Robert Campagna vs. Carroll	2000	13	Chuck McKee vs. Ripon	1965
Best Average (min. 5 punts)	50.6	Ken Alvord vs. Monmouth	2006	46.8	Gary Smith vs. Lake Forest	1983
Longest Punt	75 yds.	Phil Haas vs. Cornell	1949	73 yds.	Ed Grosse vs. Cornell	1951
<b>Interceptions</b>	4	Graham Satherlie vs. Beloit	1980	3	Ty Molitor vs. Carroll	2000
					Graham Satherlie vs. Coe	1981
					Kurt Henrickson vs. Carleton	1979
					John Biolo vs. Grinnell	1967
<b>Interception Return</b>	100 yds.	Alex Dubberke vs. Carroll	1996	95 yds.	Kurt Henrickson vs. Beloit	1977
<b>Opponent Fumbles Recovered</b>	3	Chris Lindfelt vs. Knox	1985	2	By many: Last, Jack Peters vs. St. Norbert	2007
<b>Run from Scrimmage</b>	91 yds.	Adrell Bullock vs. Knox	2004	80 yds.	Adrell Bullock vs. St. Norbert	2005
					Brad Olson vs. St. Norbert	1995
					Jason Richards vs. Monmouth	1992
<b>Pass Play</b>	99 yds.	Nick Maxam to Aljay Wren vs. Monmouth	2006	96 yds.	R.J. Rosenthal to Zach Michael vs. Monmouth	2001
<b>Kickoff Return</b>	102 yds.	Scott Reppert vs. UW-Oshkosh	1982	98 yds.	Chuck McKee vs. Knox	1967
<b>Punt Return</b>	95 yds.	Merlin "Smiley" Feind vs. Albion	1932	93 yds.	Hugh Dellios vs. Knox	1980
<b>Longest Field Goal</b>	51 yds.	Jeff Reitz vs. Beloit	1975	49 yds.	Jeff Reitz vs. Milton	1977
<b>Longest Field Goal Attempt</b>	55 yds.	Kraig Krueger vs. Lake Forest	1982	54 yds.	Al McNeil vs. Grinnell	1969
		Jeff Reitz vs. Ripon	1975			



## Individual Season Records

Category		Record Holder		Runner-up	
<b>Rushing</b>					
Attempts	300	Scott Reppert	1981	288	Justin Berrens 2002
Yards Gained (net)	1,760	Brad Olson	1995	1,641	Scott Reppert 1981
Average Gain/Att. (min.5/game)	8.4	Adrell Bullock	2005	7.3	Brad Olson 1994, 1995
		Stacy Seidl	1998		
		Carl Stumpf	1953		
Average Gain/Game	195.6	Brad Olson	1995	165.3	Scott Reppert 1982
Touchdowns	16	Brad Olson	1995, 1997	14	Scott Reppert 1982
	16	Scott Reppert	1981		
<b>Passing</b>					
Attempts	375	R.J. Rosenthal	2001	332	Bill McNamara 1986
Completions	171	Bill McNamara	1986	165	Jim Petran 1978
Fewest Interceptions	0	Bruce Bigford	1952	1	Bruce Bigford 1953
Most Interceptions	24	R.J. Rosenthal	2001	23	Ron Roberts Jr. 1983
Highest Completion Percentage	75.0	Bruce Bigford	1952	67.0	Bruce Bigford 1953
Yards Gained	2,124	Bill McNamara	1986	2,120	R.J. Rosenthal 2001
Average Gain/Attempt	9.7	Luke Chorazy	1998	9.4	Jeff Kinziger 1994
Average Gain/Completion	19.7	Steve Wesley	1998	17.6	Steve Wesley 1999
Average Gain/Game	233.6	Jim Petran	1978	212.4	Bill McNamara 1986
Touchdown Passes	20	Jim Petran	1977	19	Jim Petran 1978
<b>Receiving</b>					
Receptions	77	Zach Michael	2001	67	Paul Gebhardt 1978
Yards Gained	1,343	Stacy Seidl	1999	1,207	Zach Michael 2001
Ave. Gain/Catch (min. 2/game)	26.4	Stacy Seidl	1998	22.4	Stacy Seidl 1999
Average Gain/Game	134.3	Stacy Seidl	1999	120.7	Zach Michael 2001
Touchdown Receptions	15	Pat Schwanke	1981	12	Paul Gebhardt 1978
				12	Stacy Seidl 1999
<b>Total Offense</b>					
Plays	418	R.J. Rosenthal	2001	389	Bill McNamara 1986
Yardage	2,260	Jim Petran	1978	2,123	Bill McNamara 1986
Average Gain/Play	9.5	Stacy Seidl	1998	6.6	Jeff Kinziger 1994
Average Gain/Game	251.1	Jim Petran	1978	231.0	Jeff Kinziger 1995
<b>Scoring</b>					
Total Points	96	Brad Olson	1995, 1997	92	Pat Schwanke 1981
	96	Scott Reppert	1981		
Touchdowns	16	Brad Olson	1995, 1997	15	Scott Reppert 1982
	16	Scott Reppert	1981		Pat Schwanke 1981
Points Scored-Kicking	68	Jeff Reitz	1975, 1977	67	Gregg Jacobs 1979
<b>Kicking</b>					
Field Goals	15	Jeff Reitz	1975	11	Gregg Jacobs 1979
Field Goal Attempts	26	Jeff Reitz	1975	20	Gregg Jacobs 1979
FG Conversion Pct. (min.10 att)	80.0	Jeff Reitz (8-10)	1974	76.9	Kraig Krueger (10-13) 1980
PAT Conversion	41	Jeff Reitz	1975	40	Gregg Jacobs 1979
PAT Attempts	46	Jeff Reitz	1977	41	Kraig Krueger 1981
PAT Conversion Percentage	100	Gregg Jacobs (40-40)	1978	97.1	Gregg Jacobs (34-35) 1979
<b>Punting</b>					
Total Number Punts	72	Robert Campagna	2000	69	Bill Schreiner 1986
Best Average (min. 1/game)	42.8	Ed Grosse	1953	42.4	Ken Alvord 2006
<b>Punt Returns</b>					
Total Number Returns	33	Steve Jung	1986	30	Derek Micke 2005
					Shawn McIntire 1981
Yards Returned	388	Steve Blomberg	1971	264	Derek Micke 2005
Average Return (min. 1/game)	16.3	Ty Molitor	1998	14.8	Steve Blomberg 1971
Touchdowns	2	Henry Rutz	1964	1	By many: Last, Derek Micke vs. Grinnell 2006
<b>Kickoff Returns</b>					
Total Number Returns	30	Adrell Bullock	2004	29	Ty Molitor 1998
				29	Ty Molitor 1997
Yards Returned	591	Ty Molitor	1998	574	Adrell Bullock 2004
Average Return (min. 1/game)	28.5	Scott Reppert	1982	27.9	Scott Reppert 1980
Touchdowns	2	Henry Rutz	1963	1	By many: Last, Derek Micke vs. Beloit 2007
<b>Interceptions</b>					
Total Number	11	John Biolo	1967	10	Tim White 1980
Yards Returned	163	Marty Johnson	1985	162	Tim White 1980
Average Return (min. 5)	27.4	Eli Wallace	1988	25.0	Ken Zwolinski 1970
TD on Interception	1	By many, Last: Brian Janssen vs. Carroll, 2007, and Jeremy Reider vs. Illinois College, 2007			
<b>Tackles</b>					
Total Number	172	Chris Lindfelt	1988	168	Jeff Divjak 1999
<b>Sacks</b>					
Total Number	10.5	Chris Lindfelt	1985	10	Chris Lindfelt 1986
	10.5	Dan Galante	1985		
<b>Opponent Fumbles Recovered</b>					
	6	Eric Karnosky	1989	5	Dan Galante 1985
		Joe Berghuis	1973		Chris Lindfelt 1985
					Bill Markwardt 1974
<b>Kicks Blocked</b>					
	4	Matt Frelich	2007	3	P.J. Hilbert 2005
					Scott Fischer 2001
					Sean Ehret 1991
					Tom Hughes 1976

# Recordbook

## Individual Career Records

Category	Record Holders			Runner-up		
<b>Rushing</b>						
Attempts	807	Scott Reppert	1979-82	744	Justin Berrens	2000, 2002-03
Yards Gained (min. 5/game)	5,325	Brad Olson	1994-97	4,442	Scott Reppert	1979-82
Average Gain/Att. (min. 5/game)	6.7	Brad Olson	1994-97	5.5	Scott Reppert	1979-82
Average Gain/Game	156.6	Brad Olson	1994-97	134.6	Scott Reppert	1979-82
Touchdowns	45	Scott Reppert	1979-82	44	Brad Olson	1994-97
<b>Passing</b>						
Attempts	844	Jim Petran	1976-79	825	Eric Aspenson	2003-05, 2007
Completions	452	Jim Petran	1976-79	382	Eric Aspenson	2003-05, 2007
Fewest Interceptions	1	Bruce Bigford	1951-53	7	John Vandehey	1968-69
Most Interceptions	52	Eric Aspenson	2003-05, 2007	49	R.J. Rosenthal	2000-02
Highest Completion Percentage	74.2	Bruce Bigford	1951-53	53.6	Jim Petran	1976-79
Yards Gained	5,431	Jim Petran	1976-79	4,941	Eric Aspenson	2003-05, 2007
Average Gain/Attempt	9.7	Luke Chorazy	1996-99	8.9	Bruce Bigford	1951-53
Average Gain/Completion	18.0	Luke Chorazy	1996-99	16.3	Steve Wesley	1997-2000
Average Gain/Game	169.7	Jim Petran	1976-79	158.3	Bill McNamara	1985-87
Touchdown Passes	59	Jim Petran	1976-79	50	Eric Aspenson	2003-05, 2007
<b>Receiving</b>						
Receptions	248	Zach Michael	2000-03	152	Ed Lamm	1990-93
Yards Gained	3,842	Zach Michael	2000-03	2,394	Paul Gebhardt	1976-78
Ave. Gain/Catch (min. 2/game)	19.5	Stacy Seidl	1996-99	18.2	Pat Schwanke	1979-82
Average Gain/Game	96.1	Zach Michael	2000-03	88.7	Paul Gebhardt	1976-78
Touchdown Receptions	40	Zach Michael	2000-03	30	Pat Schwanke	1979-82
<b>Total Offense</b>						
Total Number Plays	1,124	Eric Aspenson	2003-05, 2007	1,051	Jim Petran	1976-79
Total Yardage	6,215	Eric Aspenson	2003-05, 2007	5,948	Jim Petran	1976-79
Average Gain/Play	5.66	Jim Petran	1976-79	5.62	Ken Meyer	1973-76
Average Gain/Game	185.9	Jim Petran	1976-79	175.5	Chuck McKee	1965-67
<b>Scoring</b>						
Total Points	276	Brad Olson	1994-97	270	Scott Reppert	1979-82
Touchdowns	46	Brad Olson	1994-97	45	Scott Reppert	1979-82
Field Goals	37	Jeff Reitz	1974-77	29	Kraig Krueger	1980-83
Field Goals Attempted	61	Jeff Reitz	1974-77	50	Kraig Krueger	1980-83
Field Goal Conversion Percentage	68.0	Bryan Althouse (17-25)	2004-07	65.0	Gary Hietpas	1965-67
PAT Conversions	116	Jeff Reitz	1974-77	96	Kraig Krueger	1980-83
PAT Conversions Attempted	132	Jeff Reitz	1974-77	113	Kraig Krueger	1980-83
PAT Conversion Percentage	98.7	Gregg Jacobs (76-77)	1978-79	88.1	Bryan Althouse (59-67)	2004-07
Points Scored-Kicking	227	Jeff Reitz	1974-77	183	Kraig Krueger	1980-83
<b>Punting</b>						
Total Number Punts	236	Robert Campagna	2000-03	167	Jeremy Keller	1996-99
Best Average (min. 1/game)	42.0	Ed Grosse	1952-53	39.3	Chris Spielman	1970
<b>Punt Returns</b>						
Total Number Returns	74	Zach Michael	2000-03	71	Derek Micke	2005-08
Yards Returned	674	Derek Micke	2005-08	594	Zach Michael	2000-03
Average Return (min. 10)	14.8	Steve Blomberg	1971	12.3	Bob Sell	1982-83
<b>Kickoff Returns</b>						
Total Number Returns	85	Adrell Bullock	2003-06	82	Ty Molitor	1997-2000
Yards Returned	1,624	Adrell Bullock	2003-06	1,596	Ty Molitor	1997-99
Average Return (min. 10)	27.3	Scott Reppert	1979-82	23.4	Mike Gostisha	1976-79
<b>Interceptions</b>						
Total Number Intercepted	24	Marty Johnson	1984-87	22	Graham Satherlie	1978-81
Yards Returned	344	Marty Johnson	1984-87	320	Graham Satherlie	1978-81
Average Return (min. 10)	31.7	Dave Ponschok	1975-77	20.5	Ken Zwolinski	1969-71
Touchdowns	2	Marty Johnson	1984-87	1	By many: Last, Brian Janssen and Jeremy Reider	2006-present
		Shawn McIntire	1980-83			2005-present
		Dave Ponschok	1975-77			
<b>Tackles</b>						
Total Number	586	Chris Lindfelt	1984-86, 1988	407	Damian LaCroix	1987-90
<b>Sacks</b>						
Total Number	38.0	Dan Galante	1983-86	34.5	Chris Lindfelt	1984-86, 1988
<b>Opponent Fumbles Recovered</b>						
Total Number	10	Eric Karnosky	1988-91	7	Sean Stokes	1982-85
					Bill Markwardt	1973-75
<b>Kicks Blocked</b>						
Total Number	5	Matt Frelich	2006-present	4	Sean Ehret	1991-92
<b>Touchdowns on Returns</b>						
Total No. (kickoff, punts, int.)	7	Henry Rutz	1963-65	4	Shawn McIntire	1980-83

# Coaching Records

## Records

Coach	Years	W	L	T	Pct.
Ron Roberts	1965-83, 1992	121	54	1	.690
Bernie Hesleton	1938-64	111	79	5	.582
Mark Catlin	1909-18, 1924-27	55	29	7	.643
Rich Agness	1984-91	34	38	1	.473
Harlin McChesney	1920-22	18	3	1	.841
Rick Coles	1993-98	16	39	0	.291
Chris Howard	2005-present	14	25	0	.359
Percy O. Clapp	1931-34	12	15	2	.448
Dave Brown	1999-2004	12	48	0	.200
John P. Koehler	1904-05	11	5	1	.676
Eliot W. Graves	1906-08	11	10	0	.524
Kenneth Brewer	1898-1900	10	12	2	.458
Paul Derr	1935-37	9	9	4	.500
F.H. Brigham	1901	8	0	0	1.000
E.S. Merrill	1902	7	2	0	.777
W.E. Allen	1903	6	3	0	.666
Clarence Rasmussen	1928-29	6	7	2	.467
Mr. Young	1895	4	2	0	.666
Charles A. Beyer	1919	4	3	0	.571
Howard "Cub" Buck	1923	4	3	1	.571
J.E. Raycroft	1894	3	2	0	.600
Ikey Karel	1896	3	2	1	.600
Eddie Kotal	1930	3	5	0	.375
Arthur Jolliffe	1897	3	5	0	.375
D.H. Walker	1893	1	1	1	.500
<b>TOTALS</b>	<b>116</b>	<b>486</b>	<b>401</b>	<b>29</b>	<b>.546</b>

Note — No team was fielded in 1917 because of World War I.

## Conference Championships

Ron Roberts (6)  
Midwest Conference 1966, 1967, 1975, 1979, 1980, 1981

Bernie Hesleton (6)  
Midwest Conference 1938, 1942, 1946, 1947, 1949, 1951

Mark Catlin (5)  
Wisconsin Intercollegiate Athletic Association 1911, 1912, 1913, 1914  
Midwest Conference 1924

Harlan McChesney (3)  
Wisconsin Intercollegiate Athletic Association 1920, 1921  
Midwest Conference 1922

Rich Agness (1)  
Midwest Conference 1986

Clarence Rasmussen (1)  
Midwest Conference 1929

No football coach has won more games at Lawrence than the legendary Ron Roberts. He coached the Vikings for 20 seasons and compiled a record of 121-54-1. He won six Midwest Conference championships and led the Vikings to the semifinals of the 1981 NCAA Division III playoffs.



Bernie Hesleton gets a ride on the shoulders of his players after the Vikings defeated Ripon College 34-13 on Nov. 2, 1946. Lawrence won the Midwest Conference championship that season and Hesleton's teams claimed five more league titles. Hesleton compiled a career record of 111-79-5.



Mark Catlin is one of the most unique characters in the history of Lawrence football. Catlin won five conference championships while coaching the Vikings from 1909-18 and again from 1924-27. The "Coach of Champions," Catlin served in the Wisconsin Assembly and worked as an attorney until his death in 1956.

# Series Records

School	Years	W	L	T	Percent
Actual Business College	1905	1	0	0	1.000
Albion College	1932-1991	1	1	0	.500
Antigo Athletic Club	1897	1	0	0	1.000
Appleton High School	1901-1909	2	0	0	1.000
Beloit College	1899-2008	55	33	5	.618
Camp Dewey	1918	1	0	0	1.000
Camp Ellis	1944	1	0	0	1.000
Camp Perry	1918	1	0	0	1.000
Carleton College	1927-1997	28	22	0	.560
Carroll University	1908-2008	26	27	4	.491
University of Chicago	1903-1995	10	11	0	.476
Coe College	1925-1997	22	21	1	.511
Concordia (Ill.) University	1996-1997	2	0	0	1.000
Concordia (Wis.) University	1927-1997	7	4	0	.636
Cornell College	1922-1995	20	17	1	.540
University of Dayton	1981	0	1	0	.000
Depauw University	1946-1947	1	0	1	.750
Elmhurst College	1935	1	0	0	1.000
Eureka College	1994-1995	1	1	0	.500
Fond du Lac Athletic Club	1893-1896	2	0	1	.833
Green Bay Athletic Club	1895-1897	1	1	0	.500
Grinnell College	1904-2008	26	23	0	.531
Hamline College	1906-1930	8	0	0	1.000
Illinois College	1986-2008	5	10	0	.333
University of Iowa	1924	0	1	0	.000
Kaukauna High School	1903	1	0	0	1.000
Knox College	1935-2008	32	20	2	.611
UW-La Crosse	1923	0	1	0	.000
Lake Forest College	1902-2008	27	17	0	.614
Lakeland College	1976-1983	4	0	0	1.000
Macalester College	1948-2007	4	5	0	.444
Company 1 Marinette	1900	0	1	0	.000
Marinette YMCA	1894	1	0	0	1.000
Marquette Medics	1899-1901	1	1	0	.500
Marquette University	1902-1980	9	15	1	.380
University of Michigan	1915	0	1	0	.000
Milton College	1976-1979	3	1	0	.750
UW-Milwaukee	1934-1953	2	0	1	.833
Milwaukee School of Engineering	1920	1	0	0	1.000
University of Minnesota	1903-1910	0	6	0	.000
University of Minnesota-Morris	1981-2008	3	0	0	1.000
Monmouth College	1934-2008	25	25	0	.500
Mount Senario College	1976	1	0	0	1.000
North Dakota State University	1905-1907	1	1	0	.500
Northeastern Illinois University	1977	1	0	0	1.000
Northern Michigan University	1939	1	0	0	1.000
Northwestern (Wis.) College	1900-1933	24	2	0	.920
University of Notre Dame V-12	1943	1	0	0	1.000
Oconto Athletic Club	1895	1	0	0	1.000
Oneida Indians	1897-1899	2	0	1	.833
Oshkosh High School	1911-1913	2	0	0	1.000
UW-Oshkosh	1893-1983	23	8	0	.742
Pomona-Pitzer College	1998-1999	0	2	0	.000
Rhineland Athletic Club	1896-1898	1	1	1	.500
Ripon College	1893-2008	46	55	7	.458
Sacred Heart Seminary	1901	1	0	0	1.000
College of Saint Francis	1986-1987	0	2	0	.000
Saint John's Academy	1896-1911	5	1	0	.833
Saint Louis University	1906	0	1	0	.000
Saint Mary's (Minn.) University	1943-1944	2	1	0	.667
Saint Norbert College	1916-2008	13	20	2	.400
Saint Olaf College	1952-1971	6	11	0	.353
University of Saint Thomas	1944	0	2	0	.000
UW-Stevens Point	1894-1923	13	5	0	.722
Trinity (Texas) University	1984-1985	1	1	0	.500
Twin City Athletic Club	1899-1900	1	1	0	.500
Waupaca Athletic Club	1903-1904	2	0	0	1.000
UW-Whitewater	1898-1901	1	3	0	.333
University of Wisconsin	1899-1921	0	17	1	.027
Wisconsin Lutheran College	2002	0	1	0	.000
<b>Totals</b>	<b>1893-2008</b>	<b>486</b>	<b>401</b>	<b>29</b>	<b>.546</b>



# Series Records

1913	LAWRENCE	30	Carroll	0
1914	LAWRENCE	12	Carroll	3
1915	LAWRENCE	13	Carroll	8
1916	Lawrence	7	Carroll	7 (T)
1918	LAWRENCE	1	Carroll	0 (forfeit)
1919	Lawrence	0	CARROLL	7
1920	LAWRENCE	48	Carroll	0
1921	LAWRENCE	6	Carroll	0
1922	LAWRENCE	13	Carroll	0
1923	Lawrence	0	CARROLL	3
1924	LAWRENCE	20	Carroll	0
1925	Lawrence	2	CARROLL	9
1926	Lawrence	0	Carroll	0 (T)
1927	Lawrence	0	CARROLL	40
1928	Lawrence	0	Carroll	0 (T)
1929	Lawrence	7	CARROLL	13
1930	Lawrence	6	CARROLL	26
1931	LAWRENCE	14	Carroll	6
	LAWRENCE	18	Carroll	12
1932	LAWRENCE	7	Carroll	0
	Lawrence	0	CARROLL	6
1933	Lawrence	0	CARROLL	14
1934	LAWRENCE	6	Carroll	0
1935	Lawrence	0	Carroll	0 (T)
1936	Lawrence	0	CARROLL	34
1937	Lawrence	7	CARROLL	21
1938	Lawrence	7	CARROLL	32
1939	Lawrence	7	CARROLL	32
1945	LAWRENCE	27	Carroll	12
	Lawrence	7	CARROLL	18
1946	Lawrence	12	CARROLL	13
1947	LAWRENCE	19	Carroll	0
1948	LAWRENCE	7	Carroll	0
1949	LAWRENCE	26	Carroll	0
1950	LAWRENCE	19	Carroll	6
1992	Lawrence	22	CARROLL	47
1993	Lawrence	6	CARROLL	24
1994	Lawrence	27	CARROLL	55
1995	Lawrence	28	CARROLL	37
1996	Lawrence	20	CARROLL	22
1997	Lawrence	21	CARROLL	33
1998	Lawrence	29	CARROLL	36
1999	LAWRENCE	45	Carroll	14
2000	LAWRENCE	14	Carroll	13
2001	Lawrence	26	CARROLL	48
2002	Lawrence	14	CARROLL	45
2003	LAWRENCE	28	Carroll	26
2004	Lawrence	12	CARROLL	49
2005	LAWRENCE	38	Carroll	36
2006	Lawrence	6	CARROLL	37
2007	LAWRENCE	27	Carroll	14
2008	Lawrence	14	CARROLL	34

## Lawrence vs. University of Chicago, 1903-1995, Series Record, 10-11-0

1903	Lawrence	0	CHICAGO	23
1904	Lawrence	0	CHICAGO	29
1905	Lawrence	0	CHICAGO	33
1936	Lawrence	0	CHICAGO	34
1974	LAWRENCE	45	Chicago	7
1975	LAWRENCE	46	Chicago	0
1976	LAWRENCE	24	Chicago	8
1977	LAWRENCE	62	Chicago	6
1982	LAWRENCE	54	Chicago	0
1983	LAWRENCE	28	Chicago	19
1984	LAWRENCE	20	Chicago	14
1985	LAWRENCE	21	Chicago	7
1986	LAWRENCE	9	Chicago	3
1987	Lawrence	13	CHICAGO	14
1988	Lawrence	7	CHICAGO	10
1989	Lawrence	12	CHICAGO	16
1990	LAWRENCE	13	Chicago	12
1992	Lawrence	0	CHICAGO	37
1993	Lawrence	28	CHICAGO	44
1994	Lawrence	7	CHICAGO	17
1995	Lawrence	28	CHICAGO	39

## Lawrence vs. Coe College, 1925-1997, Series Record, 22-21-1

1925	Lawrence	0	COE	6
1926	Lawrence	0	COE	35
1938	LAWRENCE	6	Coe	2
1939	Lawrence	2	COE	6
1940	LAWRENCE	32	Coe	12
1941	LAWRENCE	14	Coe	0
1942	LAWRENCE	33	Coe	0
1946	LAWRENCE	37	Coe	0
1947	LAWRENCE	47	Coe	0
1950	Lawrence	14	COE	21
1951	LAWRENCE	25	Coe	7

1952	Lawrence	6	COE	12
1953	Lawrence	7	Coe	7 (T)
1954	LAWRENCE	21	Coe	20
1956	Lawrence	0	COE	19
1957	Lawrence	7	COE	35
1958	Lawrence	6	COE	14
1959	Lawrence	14	COE	22
1960	LAWRENCE	18	Coe	2
1961	Lawrence	7	COE	9
1962	LAWRENCE	28	Coe	8
1963	LAWRENCE	14	Coe	13
1964	Lawrence	10	COE	47
1967	LAWRENCE	22	Coe	13
1968	LAWRENCE	42	Coe	6
1969	LAWRENCE	42	Coe	14
1970	LAWRENCE	20	Coe	16
1971	LAWRENCE	30	Coe	12
1972	Lawrence	14	COE	17
1973	Lawrence	7	COE	31
1974	Lawrence	20	COE	27
1975	LAWRENCE	17	Coe	7
1977	LAWRENCE	35	Coe	25
1978	Lawrence	31	COE	35
1979	LAWRENCE	36	Coe	0
1980	LAWRENCE	34	Coe	25
1981	LAWRENCE	41	Coe	6
1984	Lawrence	10	COE	17
1985	Lawrence	0	COE	13
1986	LAWRENCE	14	Coe	10
1990	Lawrence	6	COE	49
1991	Lawrence	20	COE	42
1996	Lawrence	14	COE	63
1997	Lawrence	7	COE	70

## Lawrence vs. Concordia (Ill.) University 1996-1997, Series Record 2-0-0

1996	LAWRENCE	35	Concordia	14
1997	LAWRENCE	41	Concordia	39

## Lawrence vs. Concordia (Wis.) University, 1981-1997, Series Record, 7-4-0

1981	LAWRENCE	26	Concordia	6
1982	LAWRENCE	40	Concordia	15
1983	LAWRENCE	33	Concordia	27
1984	LAWRENCE	26	Concordia	14
1985	LAWRENCE	21	Concordia	14
1986	LAWRENCE	27	Concordia	10
1987	LAWRENCE	24	Concordia	15
1988	Lawrence	17	CONCORDIA	18
1989	Lawrence	7	CONCORDIA	44
1990	Lawrence	0	CONCORDIA	13
1991	Lawrence	12	CONCORDIA	34

## Lawrence vs. Cornell College, 1922-1995, Series Record 20-17-1

1922	LAWRENCE	12	Cornell	10
1923	Lawrence	7	Cornell	7(T)
1930	LAWRENCE	7	Cornell	6
1936	LAWRENCE	7	Cornell	0
1937	Lawrence	0	CORNELL	20
1948	LAWRENCE	40	Cornell	0
1949	LAWRENCE	14	Cornell	0
1951	LAWRENCE	19	Cornell	6
1952	LAWRENCE	35	Cornell	6
1953	LAWRENCE	64	Cornell	7
1954	LAWRENCE	21	Cornell	6
1955	Lawrence	7	CORNELL	14
1956	LAWRENCE	20	Cornell	0
1957	Lawrence	7	CORNELL	46
1958	Lawrence	0	CORNELL	15
1961	Lawrence	6	CORNELL	21
1962	LAWRENCE	17	Cornell	8
1963	Lawrence	0	CORNELL	37
1964	Lawrence	6	CORNELL	14
1965	LAWRENCE	13	Cornell	8
1966	LAWRENCE	35	Cornell	20
1967	LAWRENCE	34	Cornell	7
1968	Lawrence	10	CORNELL	24
1969	Lawrence	23	CORNELL	24
1970	Lawrence	13	CORNELL	50
1971	LAWRENCE	28	Cornell	7
1972	Lawrence	0	CORNELL	33
1973	LAWRENCE	21	Cornell	12
1974	LAWRENCE	6	Cornell	19
1975	Lawrence	16	CORNELL	17
1978	Lawrence	21	CORNELL	35
1979	LAWRENCE	24	Cornell	17
1980	Lawrence	13	CORNELL	14
1981	LAWRENCE	18	Cornell	15
1988	LAWRENCE	29	Cornell	25
1989	Lawrence	0	CORNELL	47







# Series Records

## Lawrence vs. Mount Senario College, 1976, Series Record, 1-0-0

1976	LAWRENCE	36	Mount Senario	7
------	----------	----	---------------	---

## Lawrence vs. North Dakota State University, 1905-1907, Series Record, 1-1-0

1905	LAWRENCE	5	No. Dakota St.	0
1907	Lawrence	4	No. Dakota St.	45

## Lawrence vs. Northeastern Illinois University, 1977, Series Record, 1-0-0

1977	LAWRENCE	27	NE Illinois	21
------	----------	----	-------------	----

## Lawrence vs. Northern Michigan University, 1939, Series Record, 1-0-0

1939	LAWRENCE	20	Northern Michigan	6
------	----------	----	-------------------	---

## Lawrence vs. Northwestern (Wis.) College, 1900-1933, Series Record, 24-2-0

1900	LAWRENCE	37	Northwestern	0
1905	LAWRENCE	33	Northwestern	0
1906	LAWRENCE	16	Northwestern	0
1907	LAWRENCE	18	Northwestern	0
1908	Lawrence	5	NORTHWESTERN	6
1909	LAWRENCE	12	Northwestern	0
1910	LAWRENCE	37	Northwestern	0
1911	LAWRENCE	1	Northwestern	0 (forfeit)
1912	LAWRENCE	59	Northwestern	0
1920	LAWRENCE	27	Northwestern	0
1921	LAWRENCE	26	Northwestern	6
1922	LAWRENCE	48	Northwestern	0
1923	LAWRENCE	18	Northwestern	0
1924	LAWRENCE	55	Northwestern	0
1925	LAWRENCE	41	Northwestern	6
1926	LAWRENCE	38	Northwestern	7
1927	LAWRENCE	7	Northwestern	0
1928	LAWRENCE	14	Northwestern	0
1929	LAWRENCE	26	Northwestern	6
1938	LAWRENCE	39	Northwestern	0
1977	LAWRENCE	41	Northwestern	6
1978	LAWRENCE	28	Northwestern	0
1979	LAWRENCE	48	Northwestern	13
1983	LAWRENCE	33	Northwestern	0
1992	LAWRENCE	31	Northwestern	22
1993	Lawrence	21	NORTHWESTERN	29

## Lawrence vs. University of Notre Dame V-12, 1943, Series Record, 1-0-0

1943	LAWRENCE	10	Notre Dame V-12	6
------	----------	----	-----------------	---

## Lawrence vs. Oconto Athletic Club, 1895, Series Record, 1-0-0

1895	LAWRENCE	16	Oconto	6
------	----------	----	--------	---

## Lawrence vs. Oneida Indians, 1897-1899, Series Record, 2-0-1

1897	LAWRENCE	28	Oneida Indians	6
1898	LAWRENCE	16	Oneida Indians	5
1899	Lawrence	12	Oneida Indians	12 (T)

## Lawrence vs. Oshkosh High School, 1911-1913, Series Record, 2-0-0

1911	LAWRENCE	29	Oshkosh HS	0
1913	LAWRENCE	59	Oshkosh HS	10

## Lawrence vs. UW-Oshkosh, 1893-1983, Series Record, 23-8-0

1893	LAWRENCE	48	Oshkosh	0
1894	Lawrence	2	OSHKOSH	24
	LAWRENCE	8	Oshkosh	6
1895	LAWRENCE	22	Oshkosh	0
1896	LAWRENCE	24	Oshkosh	4
1897	LAWRENCE	14	Oshkosh	4
	Lawrence	6	OSHKOSH	9
1898	LAWRENCE	30	Oshkosh	6
1899	LAWRENCE	39	Oshkosh	0
1900	Lawrence	0	OSHKOSH	6
1901	LAWRENCE	10	Oshkosh	0
	LAWRENCE	6	Oshkosh	0
1902	LAWRENCE	17	Oshkosh	6
	LAWRENCE	12	Oshkosh	5
1903	LAWRENCE	47	Oshkosh	0
1904	LAWRENCE	36	Oshkosh	0
1905	LAWRENCE	57	Oshkosh	0
1907	Lawrence	11	OSHKOSH	12
1909	LAWRENCE	51	Oshkosh	0
1911	LAWRENCE	6	Oshkosh	0
1912	LAWRENCE	27	Oshkosh	0
1913	LAWRENCE	14	Oshkosh	0
1915	LAWRENCE	61	Oshkosh	0
1918	LAWRENCE	32	Oshkosh	0
1921	Lawrence	0	OSHKOSH	3
1925	LAWRENCE	13	Oshkosh	6
1926	LAWRENCE	13	Oshkosh	0
1928	Lawrence	0	OSHKOSH	6
1929	LAWRENCE	27	Oshkosh	7
1982	Lawrence	27	OSHKOSH	35
1983	Lawrence	8	OSHKOSH	19

## Lawrence vs. Pomona-Pitzer College, 1998-1999, Series Record, 0-2-0

1998	Lawrence	6	POMONA-PITZER	24
1999	Lawrence	8	POMONA-PITZER	23

## Lawrence vs. Rhinelander Athletic Club, 1896-1898, Series Record, 1-1-1

1896	Lawrence	6	Rhineland AC	6 (T)
1897	Lawrence	0	RHINELANDER AC	28
1898	LAWRENCE	5	Rhineland AC	0

## Lawrence vs. Ripon College, 1893-2008, Series Record, 46-55-7

1893	Lawrence	6	RIPON	24
1894	Lawrence	0	RIPON	80
1895	Lawrence	6	RIPON	16
1896	Lawrence	4	RIPON	58
1899	Lawrence	6	Ripon	6 (T)
1901	LAWRENCE	23	Ripon	6
1902	LAWRENCE	11	Ripon	6
1903	LAWRENCE	24	Ripon	0
1905	LAWRENCE	56	Ripon	0
1906	Lawrence	6	RIPON	18
1907	LAWRENCE	12	Ripon	0
1910	Lawrence	8	RIPON	10
1911	LAWRENCE	13	Ripon	0
1912	LAWRENCE	7	Ripon	0
1913	LAWRENCE	14	Ripon	0
1914	LAWRENCE	12	Ripon	2
1915	Lawrence	0	RIPON	7
1916	Lawrence	0	RIPON	13
1918	LAWRENCE	24	Ripon	0
1919	Lawrence	7	RIPON	20
1920	LAWRENCE	22	Ripon	3
1921	LAWRENCE	7	Ripon	3
1922	LAWRENCE	20	Ripon	0
1923	LAWRENCE	17	Ripon	0
1924	Lawrence	7	Ripon	7 (T)
1925	LAWRENCE	3	Ripon	0
1926	Lawrence	0	Ripon	0 (T)
1927	Lawrence	6	RIPON	7
1928	Lawrence	0	RIPON	24
1929	Lawrence	7	Ripon	7 (T)
1930	Lawrence	0	RIPON	6
1931	Lawrence	0	RIPON	24
1932	Lawrence	7	RIPON	12
1933	Lawrence	0	RIPON	16
1934	LAWRENCE	15	Ripon	9
1935	Lawrence	14	RIPON	18
1936	Lawrence	0	RIPON	26
1937	Lawrence	7	Ripon	7 (T)
1938	LAWRENCE	14	Ripon	13
1939	Lawrence	0	RIPON	13
1940	Lawrence	0	RIPON	7
1941	Lawrence	7	RIPON	13
1942	LAWRENCE	21	Ripon	0
1945	LAWRENCE	14	Ripon	7
	Lawrence	7	RIPON	38
1946	LAWRENCE	34	Ripon	13
1947	LAWRENCE	34	Ripon	0
1948	Lawrence	6	RIPON	19
1949	LAWRENCE	28	Ripon	7
1950	Lawrence	14	RIPON	16
1951	LAWRENCE	26	Ripon	7
1952	LAWRENCE	12	Ripon	6
1953	LAWRENCE	62	Ripon	0
1954	LAWRENCE	27	Ripon	0
1955	Lawrence	0	Ripon	0 (T)
1956	LAWRENCE	34	Ripon	21
1957	Lawrence	7	RIPON	28
1958	Lawrence	8	RIPON	27
1959	Lawrence	0	RIPON	20
1960	LAWRENCE	13	Ripon	0
1961	LAWRENCE	10	Ripon	0
1962	Lawrence	14	RIPON	15
1963	Lawrence	0	RIPON	28
1964	Lawrence	6	RIPON	40
1965	Lawrence	3	RIPON	21
1966	Lawrence	7	RIPON	13
1967	LAWRENCE	15	Ripon	7
1968	Lawrence	7	RIPON	17
1969	LAWRENCE	27	Ripon	7
1970	Lawrence	7	RIPON	20
1971	Lawrence	18	RIPON	21
1972	Lawrence	0	RIPON	35
1973	Lawrence	0	RIPON	22
1974	LAWRENCE	27	Ripon	14
1975	LAWRENCE	16	Ripon	14
1976	Lawrence	17	RIPON	25
1977	Lawrence	0	RIPON	27
1978	LAWRENCE	35	Ripon	15

# Series Records

1979	LAWRENCE	10	Ripon	7
1980	LAWRENCE	23	Ripon	17
1981	LAWRENCE	23	Ripon	20
1982	Lawrence	20	RIPON	23
1983	LAWRENCE	35	Ripon	21
1984	Lawrence	13	Ripon	13 (T)
1985	LAWRENCE	18	Ripon	0
1986	LAWRENCE	21	Ripon	14
1987	LAWRENCE	22	Ripon	12
1988	LAWRENCE	21	Ripon	3
1989	Lawrence	0	RIPON	30
1990	Lawrence	6	RIPON	14
1991	LAWRENCE	26	Ripon	0
1992	Lawrence	7	RIPON	34
1993	LAWRENCE	28	Ripon	20
1994	LAWRENCE	49	Ripon	34
1995	Lawrence	35	RIPON	49
1996	Lawrence	6	RIPON	17
1997	Lawrence	24	RIPON	43
1998	Lawrence	42	RIPON	45
1999	LAWRENCE	25	Ripon	22
2000	Lawrence	18	RIPON	31
2001	Lawrence	6	RIPON	41
2002	Lawrence	35	RIPON	58
2003	Lawrence	13	RIPON	14
2004	Lawrence	30	RIPON	62
2005	Lawrence	9	RIPON	20
2006	Lawrence	14	RIPON	31
2007	Lawrence	7	RIPON	53
2008	Lawrence	14	RIPON	42

## Lawrence vs. Sacred Heart Seminary, 1901, Series Record, 1-0-0

1901	LAWRENCE	10	Sacred Heart	0
------	----------	----	--------------	---

## Lawrence vs. College of St. Francis (Ill.), 1986-1987, Series Record, 0-2-0

1986	Lawrence	7	ST. FRANCIS	40
1987	Lawrence	0	ST. FRANCIS	21

## Lawrence vs. St. John's Academy, 1896-1911, Series Record, 5-1-0

1896	LAWRENCE	10	St. John's	0
1897	Lawrence	0	ST. JOHN'S	10
1898	LAWRENCE	24	St. John's	5
1910	LAWRENCE	27	St. John's	0
1911	LAWRENCE	27	St. John's	0
1919	LAWRENCE	3	St. John's	0

## Lawrence vs. St. Louis University, 1906, Series Record, 0-1-0

1906	Lawrence	0	SAINT LOUIS	6
------	----------	---	-------------	---

## Lawrence vs. St. Mary's (Minn.) University, 1943-1944, Series Record, 2-1-0

1943	Lawrence	0	ST. MARY'S	20
	LAWRENCE	14	St. Mary's	0
1944	LAWRENCE	7	St. Mary's	6

## Lawrence vs. St. Norbert College, 1916-2008, Series Record, 13-20-2

1916	LAWRENCE	7	St. Norbert	0
1919	LAWRENCE	12	St. Norbert	0
1920	LAWRENCE	48	St. Norbert	0
1924	LAWRENCE	42	St. Norbert	0
1932	Lawrence	0	St. Norbert	0 (T)
1933	LAWRENCE	14	St. Norbert	0
1934	LAWRENCE	14	St. Norbert	0
1935	Lawrence	0	St. Norbert	0 (T)
1982	LAWRENCE	20	St. Norbert	15
1983	LAWRENCE	13	St. Norbert	11
1984	Lawrence	7	ST. NORBERT	20
1985	Lawrence	7	ST. NORBERT	17
1986	LAWRENCE	13	St. Norbert	10
1987	LAWRENCE	20	St. Norbert	0
1988	Lawrence	15	ST. NORBERT	28
1989	Lawrence	7	ST. NORBERT	33
1990	Lawrence	14	ST. NORBERT	24
1991	Lawrence	18	ST. NORBERT	22
1992	LAWRENCE	27	St. Norbert	26
1993	Lawrence	36	ST. NORBERT	42
1994	Lawrence	29	ST. NORBERT	57
1995	LAWRENCE	47	St. Norbert	31
1996	Lawrence	20	ST. NORBERT	24
1997	LAWRENCE	27	St. Norbert	24
1998	Lawrence	28	ST. NORBERT	40
1999	Lawrence	14	ST. NORBERT	43
2000	Lawrence	0	ST. NORBERT	29
2001	Lawrence	8	ST. NORBERT	51
2002	Lawrence	0	ST. NORBERT	55
2003	Lawrence	24	ST. NORBERT	28
2004	Lawrence	7	ST. NORBERT	52
2005	Lawrence	15	ST. NORBERT	44
2006	Lawrence	14	ST. NORBERT	42

2007	Lawrence	11	ST. NORBERT	40
2008	Lawrence	18	ST. NORBERT	44

## Lawrence vs. St. Olaf College, 1952-1971, Series Record, 6-11-0

1952	LAWRENCE	28	St. Olaf	13
1953	Lawrence	13	ST. OLAF	35
1954	Lawrence	6	ST. OLAF	13
1956	Lawrence	13	ST. OLAF	31
1957	Lawrence	13	ST. OLAF	19
1958	Lawrence	14	ST. OLAF	35
1959	Lawrence	8	ST. OLAF	28
1960	LAWRENCE	20	St. Olaf	16
1963	Lawrence	8	ST. OLAF	23
1964	Lawrence	0	ST. OLAF	20
1965	LAWRENCE	26	St. Olaf	21
1966	LAWRENCE	24	St. Olaf	21
1967	LAWRENCE	28	St. Olaf	7
1968	Lawrence	0	ST. OLAF	21
1969	LAWRENCE	22	St. Olaf	8
1970	Lawrence	0	ST. OLAF	14
1971	Lawrence	7	ST. OLAF	30

## Lawrence vs. University of St. Thomas, 1944, Series Record, 0-2-0

1944	Lawrence	0	ST. THOMAS	6
	Lawrence	6	ST. THOMAS	12

## Lawrence vs. UW-Stevens Point, 1894-1923, Series Record, 13-5-0

1894	LAWRENCE	6	Stevens Point	4
1895	Lawrence	0	STEVENS POINT	8
1896	Lawrence	12	STEVENS POINT	24
1897	Lawrence	6	STEVENS POINT	22
1898	LAWRENCE	16	Stevens Point	11
	LAWRENCE	6	Stevens Point	5
1899	LAWRENCE	5	Stevens Point	0
	Lawrence	0	STEVENS POINT	11
1900	Lawrence	10	STEVENS POINT	12
1901	LAWRENCE	23	Stevens Point	6
1902	LAWRENCE	65	Stevens Point	0
1916	LAWRENCE	26	Stevens Point	0
1918	LAWRENCE	63	Stevens Point	0
1919	LAWRENCE	10	Stevens Point	0
1920	LAWRENCE	9	Stevens Point	3
1921	LAWRENCE	22	Stevens Point	0
1922	LAWRENCE	12	Stevens Point	0
1923	LAWRENCE	40	Stevens Point	0

## Lawrence vs. Trinity (Texas) University, 1984-1985, Series Record, 1-1-0

1984	Lawrence	3	TRINITY	10
1985	LAWRENCE	24	Trinity	0

## Lawrence vs. Twin City Athletic Club, 1899, Series Record, 1-1-0

1899	LAWRENCE	11	Twin City AC	0
1900	Lawrence	11	TWIN CITY AC	16

## Lawrence vs. Waupaca Athletic Club, 1903-1904, Series Record, 2-0-0

1903	LAWRENCE	62	Waupaca AC	0
1904	LAWRENCE	23	Waupaca AC	0

## Lawrence vs. UW-Whitewater, 1898-1901, Series Record, 1-3-0

1898	Lawrence	11	WHITEWATER	16
1899	Lawrence	0	WHITEWATER	11
1900	Lawrence	0	WHITEWATER	17
1901	LAWRENCE	45	Whitewater	0

## Lawrence vs. University of Wisconsin, 1899-1921, Series Record, 0-17-1

1899	Lawrence	0	WISCONSIN	58
1902	Lawrence	0	WISCONSIN	11
	Lawrence	0	WISCONSIN	52
1903	Lawrence	0	WISCONSIN	40
1905	Lawrence	0	WISCONSIN	34
1906	Lawrence	0	WISCONSIN	5
1908	Lawrence	0	WISCONSIN	35
1909	Lawrence	5	WISCONSIN	22
1910	Lawrence	6	Wisconsin	6 (T)
1911	Lawrence	0	WISCONSIN	14
1912	Lawrence	0	WISCONSIN	13
1913	Lawrence	7	WISCONSIN	59
1914	Lawrence	0	WISCONSIN	21
1915	Lawrence	0	WISCONSIN	82
1916	Lawrence	0	WISCONSIN	20
1920	Lawrence	0	WISCONSIN	60
1921	Lawrence	0	WISCONSIN	28
1930	Lawrence	6	WISCONSIN	56

## Lawrence vs. Wisconsin Lutheran College, 2002, Series Record, 0-1-0

2002	Lawrence	23	WIS. LUTH.	45
------	----------	----	------------	----











# Midwest Conference

## 2008 Standings

Team	Conference						Overall					
	W	L	T	PF	PA	Pct.	W	L	T	PF	PA	Pct.
Monmouth College	9	0	0	467	111	1.000	11	1	0	561	171	.917
Ripon College	8	1	0	290	112	.889	8	2	0	303	126	.800
St. Norbert College	7	2	0	357	164	.778	7	3	0	377	208	.700
Carroll University	6	3	0	205	139	.667	7	3	0	260	153	.700
Beloit College	4	5	0	186	230	.444	5	5	0	213	247	.500
Illinois College	4	5	0	288	334	.444	4	6	0	308	372	.400
Lake Forest College	3	6	0	137	275	.333	3	7	0	150	310	.300
Knox College	2	7	0	154	333	.222	3	7	0	180	333	.300
Grinnell College	2	7	0	121	334	.222	3	7	0	147	359	.300
Lawrence University	0	9	0	123	296	.000	1	9	0	144	309	.100

## 2008 All-Conference Team

**Offensive Player of the Year**  
Alex Tanney, Sophomore, QB, Monmouth

**Defensive Player of the Year**  
Jeremy Winter, Senior, LB, Carroll

**Coach of the Year**  
Steve Bell, Monmouth

### First Team Offense

QB	Alex Tanney	Sophomore	Monmouth
RB	Terence Steward	Freshman	Beloit
<b>RB</b>	<b>Craig Ebert</b>	<b>Senior</b>	<b>Lawrence</b>
RB	A.J. Phillips	Senior	St. Norbert
TE	Andrew Pfeiffer	Junior	Illinois College
WR	Michael Jennings	Junior	Illinois College
WR	Dan Carter	Junior	Lake Forest
WR	Michael Blodgett	Sophomore	Monmouth
OL	Corey Drake	Senior	Carroll
OL	Josh Kotecki	Junior	Monmouth
OL	Dan Schwindenhammer	Junior	Monmouth
OL	Mark Leupold	Senior	Ripon
OL	Tim Mueller	Junior	St. Norbert
K	Andrew Reich	Junior	Beloit
RS	D.J. Jackson	Junior	Illinois College

### First Team Defense

DL	Jake Zeh	Senior	Carroll
DL	Tighe Burke	Senior	Knox
DL	Chris Tossing	Senior	Lake Forest
DL	Anthony Goranson	Junior	Monmouth
LB	Tony Baratti	Sophomore	Beloit
LB	Jeremy Winter	Senior	Carroll
LB	Brett Maloney	Senior	Grinnell
LB	Marc Artozqui	Senior	Monmouth
DB	Matt Lawler	Senior	Lake Forest
DB	Willy Mason	Senior	Monmouth
DB	Sean Wells	Junior	Monmouth
DB	Josh Kraemer	Senior	Ripon
DB	Chris Kellett	Senior	Ripon
P	Rob Berger	Sophomore	St. Norbert
ST	Nick Swartz	Sophomore	Carroll

### Second Team Offense

QB	Mitch Niekamp	Sophomore	Illinois College
RB	Brock Stenberg	Sophomore	Lake Forest
RB	Clay Bricker	Junior	Monmouth
RB	Jon Larsen	Senior	Ripon
TE	Brian Petersen	Junior	St. Norbert
WR	Justin Darwent	Senior	Illinois College
WR	Matt Shepard	Sophomore	Monmouth
WR	Jeremy Gezella	Senior	St. Norbert
OL	Mike Pogue	Senior	Carroll
OL	Alex Willing	Junior	Carroll
OL	Aaron Taft	Senior	Illinois College
OL	Josh Novak	Sophomore	Ripon
OL	Trevor Wirth	Senior	Ripon
K	Ryan O'Laire	Junior	Carroll
RS	Josh Kraemer	Senior	Ripon

### Second Team Defense

DL	Matt Casper	Sophomore	Carroll
DL	Wes Levy	Senior	Monmouth
DL	Ray Anderson	Senior	Ripon
DL	Jon Herger	Senior	St. Norbert
LB	Mike Dziewit	Sophomore	Carroll
LB	Ricky Padilla	Junior	Illinois College
LB	T.C. Olsen	Senior	Monmouth
LB	Ryan Andersen	Junior	Ripon
DB	Jon Kosrow	Senior	Carroll
DB	Jason Murphy	Senior	Illinois College
DB	Joe Breisch	Senior	St. Norbert
DB	Ben Hackbart	Junior	St. Norbert
P	Shane Reschke	Freshman	Monmouth
ST	Steve Zidow	Junior	Monmouth

### Honorable Mention Offense

RB	Joe Beckstrand	Freshman	Carroll
RB	Matt Cain	Sophomore	Carroll
RB	C.J. Moore	Senior	Grinnell
RB	Dan Kizior	Sophomore	Knox
TE	Kyle Galas	Sophomore	Carroll
<b>TE</b>	<b>Matt Hintz</b>	<b>Junior</b>	<b>Lawrence</b>
TE	Steven Yena	Sophomore	Lake Forest
WR	Andrew Christensen	Sophomore	Beloit
WR	Michael Rubo	Senior	Carroll
WR	Tim McNamee	Senior	Lake Forest
WR	Nick Wright	Junior	Monmouth
WR	Brian Felix	Senior	Ripon
WR	Ben Petry	Senior	St. Norbert
OL	Kurtis Carlson	Sophomore	Beloit
OL	Jon Antrim	Senior	Grinnell
OL	Aaron Hirtzel	Senior	Grinnell
OL	Matt Taylor	Junior	Illinois College
OL	Brad Becque	Senior	Knox
OL	Larry Rategan	Senior	Lake Forest
OL	Nick Hoffman	Junior	Monmouth
OL	Alan Olmsted	Senior	Ripon
OL	Ryan Kaminski	Junior	St. Norbert
K	Jack Dippold	Senior	Knox
K	Bobby Wood	Senior	Ripon
RS	A.J. Phillips	Senior	St. Norbert

### Honorable Mention Defense

DL	Eric Ritts	Sophomore	Beloit
DL	Dave Johnson	Senior	Carroll
DL	Jaron Eanes	Junior	Lake Forest
DL	Nick Leffler	Junior	Monmouth
DL	Peyton Lumzy	Sophomore	Monmouth
DL	Kyle Roy	Sophomore	Ripon
LB	Tyler Schaeffer	Senior	Grinnell
LB	Jake DeFauw	Freshman	Illinois College
LB	Donovan Baldrige	Junior	Lake Forest
LB	Chad Zimborski	Junior	Lake Forest
<b>LB</b>	<b>Brian Janssen</b>	<b>Junior</b>	<b>Lawrence</b>
LB	Adam Firgens	Junior	Ripon
DB	Vince Salucci	Freshman	Beloit
DB	Mike Underwood	Sophomore	Beloit
DB	Ryan Boehm	Junior	Grinnell
DB	Dink Simmons	Junior	Illinois College
DB	Sam Almohandis	Senior	Knox
DB	Luke Butts	Freshman	Lake Forest
<b>DB</b>	<b>Sam Laes</b>	<b>Senior</b>	<b>Lawrence</b>
DB	Cole Norman	Senior	Monmouth
DB	Brad Fehly	Senior	Ripon
DB	Kurt Roeder	Sophomore	Ripon
DB	Chris Manlick	Junior	St. Norbert
P	Kevin Malone	Senior	Knox



# Midwest Conference

## Champions

1922	<b>Lawrence</b> , Coe, Millikin	1951	<b>Lawrence</b>	1980	<b>Lawrence</b> , Cornell
1923	Beloit, Carleton	1952	Coe	1981	<b>Lawrence</b>
1924	<b>Lawrence</b> , Cornell, Knox	1953	St. Olaf	1982	Ripon
1925	Beloit, Carleton, Cornell,	1954	Carleton	1983	Lake Forest
1926	Carleton	1955	Coe	1984	Cornell, Coe
1927	Cornell, Monmouth	1956	Carleton, Knox, St.Olaf	1985	Coe, St. Norbert
1928	Coe, Hamline	1957	Ripon	1986	<b>Lawrence</b>
1929	<b>Lawrence</b> , Coe, Ripon	1958	Coe	1987	St. Norbert
1930	Coe	1959	Coe	1988	St. Norbert
1931	Carleton, Monmouth, Ripon	1960	St. Olaf	1989	St. Norbert
1932	Carleton, Monmouth, Ripon	1961	Cornell, Grinnell, St. Olaf	1990	Coe
1933	Coe	1962	Grinnell	1991	Coe
1934	Coe, Monmouth	1963	Ripon	1992	Cornell
1935	Ripon	1964	Coe, Cornell, Ripon	1993	Coe
1936	Carleton, Coe	1965	Ripon	1994	Coe
1937	Cornell	1966	<b>Lawrence</b> , Ripon, St. Olaf	1995	Cornell
1938	<b>Lawrence</b>	1967	<b>Lawrence</b>	1996	Ripon
1939	Knox, Ripon	1968	Ripon	1997	Carroll
1940	Beloit, Carleton	1969	St. Olaf	1998	Grinnell
1941	Ripon	1970	St. Olaf	1999	St. Norbert
1942	<b>Lawrence</b>	1971	Monmouth, St. Olaf	2000	St. Norbert
1943	No Competition	1972	Monmouth	2001	Ripon, St. Norbert
1944	No Competition	1973	Coe	2002	Lake Forest, St. Norbert
1945	No Competition	1974	Coe	2003	St. Norbert
1946	<b>Lawrence</b>	1975	<b>Lawrence</b>	2004	St. Norbert
1947	<b>Lawrence</b>	1976	Cornell, Knox, Monmouth	2005	Monmouth
1948	Ripon	1977	Ripon	2006	St. Norbert
1949	<b>Lawrence</b>	1978	Cornell, Ripon	2007	St. Norbert
1950	Coe, Knox, Ripon	1979	<b>Lawrence</b>	2008	Monmouth

Coe (21), Ripon (19), **Lawrence** (16), Cornell (12), St. Norbert (12), Carleton (9), St. Olaf (8), Monmouth (9), Knox (5), Beloit (3), Grinnell (3), Lake Forest (2), Carroll (1), Hamline (1), Millikin (1)

## All-Time Standings

Team	Years	1	2	3	4	5	6	7	8	9	10	11	12	W-L-T	Pct.
St. Norbert	24	12	1	3	3	3	1	-	-	1	-	-	-	140-29	.828
St. Olaf *	22	8	3	3	5	2	1	-	-	-	-	-	-	122-46-4	.721
Ripon	82	19	13	8	15	6	5	9	3	3	1	-	-	313-181-18	.629
Coe *	72	21	6	12	8	5	8	7	-	4	1	-	-	264-157-13	.623
Cornell *	72	12	12	10	12	5	8	6	6	1	-	-	-	257-185-16	.579
Carleton *	56	8	7	9	6	7	6	4	5	2	2	-	-	166-149-12	.523
Lawrence	82	16	4	11	5	10	8	8	6	11	3	-	-	256-244-13	.512
Monmouth	80	9	13	7	5	8	8	10	11	4	1	4	-	247-242-15	.505
Carroll	17	1	1	4	2	4	2	2	-	1	-	-	-	64-63	.504
Lake Forest	34	2	-	3	3	7	3	5	2	4	3	2	-	96-127-1	.431
Beloit	73	3	6	5	13	8	7	13	5	7	5	1	-	174-278-12	.388
Knox	83	5	3	7	11	8	11	10	11	12	5	-	-	189-340-14	.361
Grinnell	66	3	3	6	6	5	8	5	9	12	6	2	2	164-296-8	.359
Millikin *	3	1	-	-	-	-	-	1	1	-	-	-	-	1-2	.333
Illinois College	26	-	-	1	3	4	1	1	2	7	4	2	1	55-129	.299
Hamline *	8	1	-	-	3	-	-	3	1	-	-	-	-	5-13	.278
Chicago *	11	-	-	-	-	1	-	1	3	3	3	-	-	13-48	.213

\* - no longer a league member

## 2009 Composite Schedule

### Sept. 5

Beloit at MacMurray, Cornell at Grinnell, Illinois College at Millikin, Knox at Aurora, Lake Forest at Aurora, Loras at Monmouth, UW-Oshkosh at Ripon, Wartburg at St. Norbert, Carroll at North Park.

### Sept. 12

Monmouth at Lawrence, Illinois College at Knox, Ripon at Lake Forest, St. Norbert at Grinnell, Carroll at Beloit.

### Sept. 19

Lawrence at St. Norbert, Beloit at Monmouth, Grinnell at Carroll, Knox at Ripon, Lake Forest at Illinois College.

### Sept. 26

Lawrence at Grinnell, Beloit at Knox, Monmouth at

Carroll, Ripon at Illinois College, St. Norbert at Lake Forest.

### Oct. 3

Illinois College at Lawrence, Carroll at Ripon, Grinnell at Monmouth, Knox at St. Norbert, Lake Forest at Beloit.

### Oct. 10

Lawrence at Lake Forest, Grinnell at Knox, Ripon at Beloit, St. Norbert at Monmouth, Illinois College at Carroll.

### Oct. 17

Knox at Lawrence, Beloit at Illinois College, Lake Forest at Grinnell, Monmouth at Ripon, St. Norbert at Carroll.

### Oct. 24

Lawrence at Beloit, Carroll at Knox, Grinnell at Illinois College, Monmouth at Lake Forest, Ripon at St. Norbert.

### Oct. 31

Carroll at Lawrence, Beloit at St. Norbert, Illinois College at Monmouth, Knox at Lake Forest, Ripon at Grinnell.

### Nov. 7

Lawrence at Ripon, Grinnell at Beloit, Lake Forest at Carroll, Monmouth at Knox, St. Norbert at Illinois College.

### Nov. 14

Lawrence at Minnesota-Morris.

# Midwest Conference

## History

The modern-era Midwest Conference was created in the spring of 1994 with the merger of the Midwest Collegiate Athletic Conference, which had been sponsoring men's championships since 1921, and the Midwest Athletic Conference for Women, which was formed to conduct women's championship competition in 1977.

The stated intent of the union was to preserve both groups' traditions while enhancing administrative efficiency and fostering equity between men's and women's sports.

The MWC provides championship competition in 10 men's and ten women's sports for 10 liberal arts schools located in Illinois, Iowa and Wisconsin.



Beloit, Carroll, Lawrence, Ripon and St. Norbert (all in Wisconsin) compete in the league's North Division for volleyball, baseball and softball. Illinois College, Knox, Lake Forest and Monmouth (all in Illinois) and Grinnell (in Iowa) compete in the South Division for volleyball, baseball and softball. Lake Forest does not field a baseball team.

In 1998, football teams began playing a single round-robin schedule against all other league teams with the championship going to the team with the best nine-game record.

Volleyball teams use the league schedule to determine seeding for a championship tournament. In men's and women's basketball, the top four teams from the league advance to a conference tournament.

In baseball and softball, the top two teams in each division advance to a championship tournament.

Both men's and women's soccer teams play a single round-robin schedule against all nine league opponents. The top four teams advance to a championship tournament.

Championships in the MWC's other sports — men's and women's cross country, indoor and outdoor track, men's and women's golf, men's and women's tennis and men's and women's swimming — are determined at a conference meet.

Conference champions in football, volleyball, men's and women's soccer, men's and women's basketball, baseball and softball all receive an automatic berth in the NCAA Division III Championships.

## Midwest Conference Web site

For all the latest football standings, statistics, and updated information: [www.midwestconference.org](http://www.midwestconference.org)

Also, log on to [www.lawrence.edu/athletics](http://www.lawrence.edu/athletics) to follow all of Lawrence University's sports scores and information.

The league also determines men's and women's "All Sports" team championships based on overall performance throughout the academic year and designates an Academic All-Conference Team at the end of each sports season.

The purpose of the Midwest Conference since its formation has been to "maintain athletic activities on a plane in keeping with the dignity and high purpose of liberal education." Competitive sports are regarded as a valuable part of the educational experience and are maintained for the benefit of students.

Organization of a men's conference was conceived on May 21, 1921. Charter members were Beloit, Carleton, Coe, Cornell, Knox and Lawrence.

Competition began the same spring with a track and field meet at Coe in which all six charter members competed and Cornell emerged victorious.

Hamline and Millikin joined the league in December 1921 but later withdrew. Lawrence, Coe and Millikin topped the initial football standings in 1922, and Beloit won the first basketball championship in 1922-23. Cross country was added in 1929, tennis in 1931, golf in 1934, swimming in 1936, baseball in 1953, soccer in 1971 and indoor track (which previously had an informal championship) in 1977.

Championships in volleyball, women's tennis, women's cross country, women's basketball, women's swimming, softball and women's outdoor track were added in 1984 and women's soccer was added in 1986. Knox became the first official women's golf champion in 1996.

Ripon joined the conference in 1923, Monmouth in 1924, Grinnell in 1940 and Lake Forest in 1974. Illinois College and St. Norbert joined in 1982 and Carroll followed in 1992. Carleton withdrew following the 1982-83 academic year. St. Olaf also competed in the conference from 1952 to 1974, as did the University of Chicago from 1976 to 1987. Coe and Cornell withdrew following the 1996-97 academic year.

## Spectator Behavior Policy

The NCAA and Midwest Conference promote courteous and respectful behavior by student-athletes, coaches and spectators. We request your cooperation by supporting the participants and officials in a positive manner. Profanity, racist or sexist comments or other intimidating actions will not be tolerated and are grounds for removal from the site of competition. Also, consumption or possession of alcoholic beverages is prohibited. We thank you for your cooperation.

## September 12 Monmouth College, 1 p.m.

**Nickname** Fighting Scots  
**Location** Monmouth, Illinois  
**Founded** 1853  
**Enrollment** 1,330  
**President** Mauri Ditzler  
**Affiliation** NCAA Division III  
**Conference** Midwest Conference  
**School Colors** Red and White  
**Home Field** April Zorn Memorial Stadium (capacity 2,600)  
**Director of Athletics** Roger Haynes  
**Athletic Department Phone** 309-457-2176



**SID** Dan Nolan  
**SID Phone** 309-457-2322  
**SID Fax** 309-457-2330  
**SID e-mail** dnolan@monm.edu  
**Web site** www.monm.edu

**Head Coach** Steve Bell (Bemidji State 1992, 10th season)  
**Record at Monmouth** 68-25 (.731)  
**Career Record** 68-25 (.731)  
**Head Coach Phone** 309-457-2175  
**Head Coach e-mail** sbell@monm.edu

**Assistant Coaches** Chad Braun (defensive coordinator), Dave Ragone (special teams/offensive line), Lyle Pierce (tight ends), Nate Johnson (running backs), Steve Elliott (receivers), Derrick Johnston (linebackers)

**Offensive Formation** No-huddle multiple  
**Defensive Formation** Multiple

**Returning Letterwinners** 35  
**Letterwinners Lost** 13  
**Returning Starters** 17  
**Offense** Alex Tanney QB, Kramer Matzen TE, Clay Bricker RB, Michael Blodgett WR, Kyle Wantland WR, Nick Wright WR, Josh Kotecki OL, Dan Schwindenhammer OL, Seth Hill OL, Nick Hoffman OL  
**Defense** Anthony Goranson DE, Marc Wozniak, Nick Leffler DL, Peyton Lumzy DL, Sean Wells DB  
**Defense** Shane Reschke P/K, Kyle Tuor K  
**Starters Lost** 8

**2008 results** 11-1 overall, 9-0 MWC  
 Monmouth 24, Loras 17  
 Monmouth 47, Lawrence 2  
 Monmouth 51, Beloit 3  
 Monmouth 41, Carroll 20  
 Monmouth 69, Grinnell 0  
 Monmouth 31, St. Norbert 22  
 Ripon 38, Monmouth 35  
 Monmouth 56, Lake Forest 2  
 Monmouth 78, Illinois College 17  
 Monmouth 56, Knox 10  
 Monmouth 42, Aurora 13  
 NCAA Division III playoffs first round  
 Wartburg 30, Monmouth 28  
 NCAA Division III playoffs second round

## September 19 at St. Norbert College, 1 p.m.

**Nickname** Green Knights  
**Location** De Pere, Wisconsin  
**Founded** 1898  
**Enrollment** 2,100  
**President** Thomas Kunkel  
**Affiliation** NCAA Division III  
**Conference** Midwest Conference  
**School Colors** Dartmouth Green and Old Gold  
**Home Field** Minahan Stadium (capacity 3,100)  
**Director of Athletics** Tim Bald  
**Athletic Department Phone** 920-403-3031



**SID** Dan Lukes  
**SID Phone** 920-403-4077  
**SID Fax** 920-403-3128  
**SID e-mail** dan.lukes@snc.edu  
**Web site** www.snc.edu/athletics

**Head Coach** Jim Purtill (Miami (Ohio) 1978, 11th season)  
**Record at St. Norbert** 91-16 (.850)  
**Career Record** 91-16 (.850)  
**Head Coach Phone** 920-403-3172  
**Head Coach e-mail** james.purtill@snc.edu

**Assistant Coaches** Dennis Doornbos (defensive coordinator), Todd Bierowski (wide receivers), Bob DeKeyser (defensive backs/special teams), Bob Forstrom (kickers), Ken Golomski (linebackers), Al Groves (running backs), Joe Leadley (quarterbacks), Guy LoCascio (offensive line), Don Maslinski (tight ends), Larry Nelson (defensive backs), Terry Sayen (defensive assistant), Mike Schultz (offensive assistant), Jerry Wied (defensive line)

**Offensive Formation** Multiple-I  
**Defensive Formation** 4-2

**Returning Letterwinners** 65  
**Letterwinners Lost** 52  
**Returning Starters** 11  
**Starters Lost** 11

**2008 results** 7-3 overall, 7-2 MWC  
 Wartburg 44, St. Norbert 20  
 St. Norbert 55, Grinnell 7  
 St. Norbert 44, Lawrence 18  
 St. Norbert 62, Lake Forest 0  
 St. Norbert 63, Knox 24  
 Monmouth 31, St. Norbert 22  
 St. Norbert 20, Carroll 17  
 Ripon 19, St. Norbert 7  
 St. Norbert 42, Beloit 21  
 St. Norbert 42, Illinois College 27

# 2009 Opponents

## September 26 at Grinnell College, 1 p.m.

**Nickname** Pioneers  
**Location** Grinnell, Iowa  
**Founded** 1846  
**Enrollment** 1,500  
**President** Russell K. Osgood  
**Affiliation** NCAA Division III  
**Conference** Midwest Conference  
**School Colors** Scarlet and Black  
**Home Field** Rosenbloom Field (capacity 1,000)  
**Director of Athletics** Greg Wallace  
**Athletic Department Phone** 641-269-3800



**SID** Ted Schultz  
**SID Phone** 641-269-3675  
**SID Fax** 641-269-3818  
**SID e-mail** schultzt@grinnell.edu  
**Web site** www.grinnell.edu/athletics

**Head Coach** Max Hawsey (Austin 1996, second season)  
**Record at Grinnell** 3-7 (.300)  
**Career Record** 3-7 (.300)  
**Head Coach Phone** 641-269-3828  
**Head Coach e-mail** hawseyma@grinnell.edu

**Assistant Coaches** Tim Hollibaugh (assistant head coach/defensive line coach), Jeff Pedersen (defensive coordinator/linebackers), Ben Coopridger (defensive backs), Cody Robertson (offensive line), Randy Reavis (tight ends), Nino Parker (running backs), Nolan Swett (wide receivers), David Arseneault (defensive assistant)

**Offensive Formation** Multiple  
**Defensive Formation** 4-3

**Returning Letterwinners** 32  
**Letterwinners Lost** 9  
**Returning starters** 19  
**Offense** Mike Bogard QB, Michael Tricoli C, Jake McVeigh T, Stephen Huda T, Robert Seer WR, Joey Snyder WR, Chad Christoff WR, Kelsey Davis WR, Mike Martinez WR  
**Defense** Jake Thompson DT, Curtis McCoy DE, Kyle Lobaugh DE, Ryan Fletcher DE, Ben Johnson CB, Marc Heronemus CB, Marquis Bradley SS, Ryan Boehm FS  
**Starters Lost** 5

**2008 results** 3-7 overall, 2-7 MWC  
Grinnell 26, Cornell 25  
St. Norbert 55, Grinnell 7  
Carroll 31, Grinnell 12  
Grinnell 32, Lawrence 16  
Monmouth 69, Grinnell 0  
Grinnell 21, Knox 14  
Lake Forest 24, Grinnell 16  
Illinois College 41, Grinnell 14  
Ripon 50, Grinnell 7  
Beloit 34, Grinnell 12

## October 3 Illinois College, 1 p.m.

**Nickname** Blueboys  
**Location** Jacksonville, Illinois  
**Founded** 1829  
**Enrollment** 950  
**President** Axel Steuer  
**Affiliation** NCAA Division III  
**Conference** Midwest Conference  
**School Colors** Blue and White  
**Home Field** England Field (capacity 4,000)  
**Director of Athletics** Gale Vaughn  
**Athletic Department Phone** 217-245-3401



**SIDs** Jim Murphy and Keena Canevit  
**SID Phones** 217-245-3248 (Murphy), 217-245-3343 (Canevit)  
**SID Fax** 217-245-3056  
**SID e-mail** jtmurphy@ic.edu, canevitk@ic.edu  
**Web site** www.ic.edu/athletics

**Head Coach** Garrett Campbell (Cal State Fullerton 1998, second season)  
**Record at Illinois College** 4-6 (.400)  
**Career Record** 4-6 (.400)  
**Head Coach Phone** 217-245-3378  
**Head Coach e-mail** garrett.campbell@ic.edu

**Assistant Coaches** Richard Worsell (offensive coordinator), Ray DeFrisco (defensive coordinator), Jason Martinez (defensive line), Ronald Patron (offensive line), Caleb Barnes (defensive backs), Jay Eckhouse (running backs), Kasey Monroe (wide receivers), Terry Airsman (kickers)

**Offensive Formation** Spread coast  
**Defensive Formation** 4-2 lock

**Returning Letterwinners** 54  
**Letterwinners Lost** 15  
**Returning Starters** 14  
**Offense** Matt Taylor OL, Jason Thomas OL, Michael Jennings WR, Mitchell Niekamp QB, Matt Williamson RB, Andrew Pfeiffer TE  
**Defense** Tyler Stults DL, Jake DeFauw LB, Ricky Padilla LB, Erik Beimfohr DB, Bryan Henss DB, Dusty Libbra DB, Dink Simmons DB, DJ Jackson DB  
**Starters Lost** 8

**2008 results** 4-6 overall, 4-5 MWC  
Millikin 38, Illinois College 20  
Illinois College 62, Knox 27  
Lake Forest 28, Illinois College 23  
Ripon 45, Illinois College 20  
Illinois College 28, Lawrence 16  
Carroll 42, Illinois College 12  
Illinois College 58, Beloit 42  
Illinois College 41, Grinnell 14  
Monmouth 78, Illinois College 17  
St. Norbert 42, Illinois College 27

# 2009 Opponents

## October 10 at Lake Forest College, 1 p.m.

**Nickname** Foresters  
**Location** Lake Forest, Illinois  
**Founded** 1857  
**Enrollment** 1,400  
**President** Stephen D. Schutt  
**Affiliation** NCAA Division III  
**Conference** Midwest Conference  
**School Colors** Red and Black  
**Home Field** Farwell Field (capacity 2,000)  
**Athletic Director** Jackie Slaats  
**Athletic Department Phone** 847-735-5285



**SID** Mike Wajerski  
**SID Phone** 847-735-6054  
**SID Fax** 847-735-6299  
**SID e-mail** wajerski@lakeforest.edu  
**Web site** www.lakeforest.edu/foresters

**Head Coach** Jim Catanzaro (Greenville 2000, first season)  
**Record at Lake Forest** 0-0  
**Career Record** 0-0  
**Head Coach Phone** 847-735-6137  
**Head Coach e-mail** catanzaro@lakeforest.edu

**Assistant Coaches** Kevin Canty (offensive coordinator/offensive line), Mike Dau (running backs), Jim Jones (tight ends/offensive line), Craig Kerr (quarterbacks/passing game coordinator), Pat Pistorio (wide receivers), Lloyd Lee (special teams coordinator/defensive assistant), Steve Little (outside linebackers), Tom Myers (defensive line), Brandon Parker (safeties), Glenn Graham (cornerbacks)

**Offensive Formation** Traditional  
**Defensive Formation** 4-3

**Returning Letterwinners** 47  
**Letterwinners Lost** 18  
**Returning Starters** 16  
**Offense** Geoff Sobey QB, Brock Stenberg RB, Dan Carter WR, Will Christensen WR, Steven Yena TE, Fernando Losada LT, Gilbert Munoz C  
**Defense** Jaron Eanes DE, Rick Storkan NG, Tanner Compton LB, Donovan Baldrige LB, Chad Zimborski LB, Anthony Garetto LB, Hamid Khan CB, Mike Bratta CB, Luke Butts S  
**Special Teams** Anthony Garetto P  
**Starters Lost** 8

**2008 results** 3-7 overall, 3-6 MWC  
Aurora 35, Lake Forest 13  
Ripon 14, Lake Forest 3  
Lake Forest 28, Illinois College 23  
St. Norbert 62, Lake Forest 0  
Beloit 27, Lake Forest 21  
Lake Forest 20, Lawrence 12  
Lake Forest 24, Grinnell 16  
Monmouth 56, Lake Forest 2  
Knox 38, Lake Forest 27  
Carroll 27, Lake Forest 12

## October 17, Hall of Fame Game Knox College, 1 p.m.

**Nickname** Prairie Fire  
**Location** Galesburg, Illinois  
**Founded** 1837  
**Enrollment** 1,351  
**President** Roger Taylor  
**Affiliation** NCAA Division III  
**Conference** Midwest Conference  
**School Colors** Purple and Old Gold  
**Home Field** The Knox Bowl (capacity 6,000)  
**Athletic Director** Chad Eisele  
**Athletic Department Phone** 309-341-7280



**SIDs** William Becque/Katie Schneider  
**SID Phone** 309-341-7714  
**SID Fax** 309-341-7806  
**SID e-mail** wbecque@knox.edu, kschneid@knox.edu  
**Web site** www.knox.edu/athletics.xml

**Head Coach** Andy Gibbons (Culver Stockton 1990, 14th season)  
**Record at Knox** 47-80 (.370)  
**Career Record** 47-80 (.370)  
**Head Coach Phone** 309-341-7379  
**Head Coach e-mail** agibbons@knox.edu

**Assistant Coaches** Chad Eisele (assistant head coach), Kevin Krausz (offensive coordinator/wide receivers), Jamie Isaacson (special teams/defensive secondary), Dan Zierfuss (offensive line), Bill Allison (defensive line), Aaron Willits (running backs), Dave McKillip (defensive tackles)

**Offensive Formation** Flexbone  
**Defensive Formation** 4-3 Cover 2

**Returning Letterwinners** 39  
**Letterwinners Lost** 25  
**Returning starters** 14  
**Offense** Dan Kizior RB, Brent Newman RB, Bill Meyer QB, Tyler Hopfauf OL, Jim Schwab OL, Derek LaRosa WR, Evan Massey WR  
**Defense** Tighe Burke DE, Maurice McDavid DE, Blaine Murphy LB, Kevin Beck LB, Lucas Motta DB, Danny Salvato DB, Jordan Raess DB  
**Starters Lost** 10

**2008 results** 3-7 overall, 2-7 MWC  
Knox 26, Eureka 0  
Illinois College 62, Knox 27  
Ripon 27, Knox 13  
Beloit 38, Knox 0  
St. Norbert 63, Knox 24  
Grinnell 21, Knox 14  
Knox 28, Lawrence 25  
Carroll 14, Knox 0  
Knox 38, Lake Forest 27  
Monmouth 56, Knox 10

# 2009 Opponents

**October 24**

**at Beloit College, 1 p.m.**

**Nickname** Buccaneers  
**Location** Beloit, Wisconsin  
**Founded** 1846  
**Enrollment** 1,250  
**President** Scott Bierman  
**Affiliation** NCAA Division III  
**Conference** Midwest Conference  
**School Colors** College Blue and Las Vegas Gold  
**Home Field** Strong Stadium (capacity 3,000)  
**Athletic Director** Peggy Carl  
**Athletic Department Phone** 608-363-2296



**SID** Terry Owens  
**SID Phone** 608-363-2229  
**SID Fax** 608-363-2140  
**SID e-mail** owenst@beloit.edu  
**Web site** www.beloit.edu/buccs

**Head Coach** Chris Brann (West Virginia Wesleyan 1991, fourth season)  
**Record at Beloit** 7-23 (.233)  
**Career Record** 16-64 (.200)  
**Head Coach Phone** 608-363-2234  
**Head Coach e-mail** branncc@beloit.edu

**Assistant Coaches** Ethan Pole (offensive coordinator/quarterbacks), Dave DeGeorge (defensive backs), Brian Bliese (wide receivers), Chris Harris, Mike Wilson

**Offensive Formation** Spread  
**Defensive Formation** 4-3

**Returning Letterwinners** 36  
**Letterwinners Lost** 10  
**Returning Starters** 18  
**Offense** Derek Carrier WR, Matt Davis RB, Quentin Layne WR, Julian Ross RB, Terence Steward RB, Andrew Christensen OL, Zach Poelker OL, Kurtis Carlson OL  
**Defense** Kyle Hansgen DL, Eric Ritts DT, Joe Goldufsky DE, Valde Raizys LB, Tony Baratti LB, Sam Bauman LB, Chris Juels DB, Michael Underwood DB, Vince Salucci DB  
**Special Teams** Andrew Reich K/P  
**Starters Lost** 4

**2008 results** 5-5 overall, 4-5 MWC  
Beloit 27, MacMurray 17  
Carroll 10, Beloit 0  
Monmouth 51, Beloit 3  
Knox 38, Beloit 0  
Beloit 27, Lake Forest 21  
Ripon 30, Beloit 0  
Illinois College 58, Beloit 42  
Beloit 21, Lawrence 6  
St. Norbert 42, Beloit 21  
Beloit 34, Grinnell 12

**October 31**

**Carroll University 1 p.m.**

**Nickname** Pioneers  
**Location** Waukesha, Wisconsin  
**Founded** 1846  
**Enrollment** 2,450  
**President** Douglas N. Hastad  
**Affiliation** NCAA Division III  
**Conference** Midwest Conference  
**School Colors** Orange and White  
**Home Field** Schneider Stadium (capacity 4,100)  
**Athletic Director** Kris Jacobsen  
**Athletic Department Phone** 262-524-7319



**SIDs** Rick Mobley/Mike Schulist  
**SID Phone** 262-524-7106  
**SID Fax** 262-524-7376  
**SID e-mail** rmobley@carrollu.edu/mschulis@carrollu.edu  
**Web site** http://athletics.carrollu.edu

**Head Coach** Henny Hiemenz (Ithaca 1999, fourth season)  
**Record at Carroll** 16-14 (.533)  
**Career Record** 16-14 (.533)  
**Head Coach Phone** 262-650-4871  
**Head Coach e-mail** hhiemenz@carrollu.edu

**Assistant Coaches** Mark Krzykowski (assistant head coach/defensive coordinator), Brent Allen (tight ends/H-backs), John Anderson (linebackers), Kevin Hyland (wide receivers), Tim Keane (defensive ends), Bob Latterman (defensive tackles), Kevin McCoy (cornerbacks), Peter Loose (running backs), Kevin Trigonis (offensive line)

**Offensive Formation** Pro  
**Defensive Formation** 4-2-5

**Returning Letterwinners** 37  
**Letterwinners Lost** 18  
**Returning Starters** 12  
**Offense** Alex Willing OL, Spencer Clarey OL, Todd Olsen OL, Ted VandenBerg OL, Kyle Galas TE, Chris Casper QB, Nate Soddy WR, Matt Cain FB, Joe Beckstrand RB, Josh Zank RB  
**Defense** Barrett Danz DL, Mike Berg DB, Dave Carlino DB, Nick Swartz DB  
**Special Teams** Ryan O'Laire K  
**Starters Lost** 11

**2008 results** 7-3 overall, 6-3 MWC  
Carroll 55, North Park 14  
Carroll 10, Beloit 0  
Carroll 31, Grinnell 12  
Monmouth 41, Carroll 20  
Ripon 28, Carroll 10  
Carroll 42, Illinois College 14  
St. Norbert 20, Carroll 17  
Carroll 14, Knox 0  
Carroll 34, Lawrence 14  
Carroll 27, Lake Forest 12

# 2009 Opponents

## November 7 at Ripon College, 1 p.m.

**Nickname** Red Hawks  
**Location** Ripon, Wisconsin  
**Founded** 1851  
**Enrollment** 1,057  
**President** David C. Joyce  
**Affiliation** NCAA Division III  
**Conference** Midwest Conference  
**School Colors** Red and White  
**Home Field** Ingalls Field (capacity 3,500)  
**Athletic Director** Bob Gillespie  
**Athletic Department Phone** 920-748-8133



**SID** Mike Westemeier  
**SID Phone** 920-748-8770  
**SID Fax** 920-748-7386  
**SID e-mail** westemeierm@ripon.edu  
**Web site** www.ripon.edu/athletics

**Head Coach** Ron Ernst (Nebraska Wesleyan 1980, 19th season)  
**Record at Ripon** 118-57 (.674)  
**Career Record** 118-57 (.667)  
**Head Coach Phone** 920-748-8708  
**Head Coach e-mail** ernstr@ripon.edu

**Assistant Coaches** Rick Coles (offensive coordinator/offensive line), Jimmy Dahm (defensive line), Bill Kinziger (linebackers), Dan Lueck (defensive backs), Jason Wickstrom (slot backs), Keith Hensler (quarterbacks/fullbacks), Mike Schmitt (wide receivers), Matt Birschbach (offensive assistant), Joshua Kraemer (defensive assistant), Vince Spratte (defensive assistant), Jake Van Groll (offensive assistant)

**Offensive Formation** Slot Bone  
**Defensive Formation** 3-3-5

**Returning Letterwinners** 65  
**Letterwinners Lost** 15  
**Returning Starters** 9  
**Offense** Andy Fink SL, Josh Pasek SL, Josh Novak LT  
**Defense** Jeff Trinkla NT, Justin Bruehl DE, Ryan Anderson LB, Adam Firgens LB, Tim Dreger LB, Kurt Roeder DB/P  
**Starters Lost** 12

**2008 results** 8-2 overall, 8-1 MWC  
UW-Oshkosh 14, Ripon 13  
Ripon 14, Lake Forest 3  
Ripon 27, Knox 13  
Ripon 45, Illinois College 20  
Ripon 20, Carroll 10  
Ripon 30, Beloit 0  
Monmouth 38, Ripon 35  
Ripon 19, St. Norbert 7  
Ripon 50, Grinnell 7  
Ripon 42, Lawrence 14

## November 14 at University of Minnesota-Morris, 1 p.m.

**Nickname** Cougars  
**Location** Morris, Minnesota  
**Founded** 1960  
**Enrollment** 1,800  
**President** Jacqueline Johnson  
**Affiliation** NCAA Division III  
**Conference** Upper Midwest Athletic Conference  
**School Colors** Maroon and Gold  
**Home Field** Big Cat Stadium (2,000 capacity)  
**Athletic Director** Mark Fohl  
**Athletic Department Phone** 320-589-6425



**SID** Brian Curtis  
**SID Phone** 320-589-6423  
**SID Fax** 320-589-6428  
**SID e-mail** brummond@morris.umn.edu  
**Web site** www.morris.umn.edu/athletics/

**Head Coach** Todd Hickman (Minnesota-Morris 1983, third season)  
**Record at Minnesota-Morris** 7-11 (.389)  
**Career Record** 7-11 (.389)  
**Head Coach Phone** 320-589-6431  
**Head Coach e-mail** hickmant@morris.umn.edu

**Assistant Coaches** Matt Johnson (offensive coordinator/offensive line), Raven Battle (defensive coordinator/defensive line), Troy Ostby (running backs), Grant Harding (linebackers), Mark Ekren (defensive backs/special teams), Matt Hanson (wide receivers)

**Student Assistant Coaches** Joe Pirillo (offensive line), Kevin Pope (linebackers), Joe Boedigheimer (defensive backs)

**Offensive Formation** N/A  
**Defensive Formation** N/A

**Returning Letterwinners** N/A  
**Letterwinners Lost** N/A  
**Returning Starters** N/A  
**Offense** N/A  
**Defense** N/A  
**Starters Lost** N/A

**2008 results** 3-6  
Minnesota-Morris 13, Trinity Bible 0  
Dakota State 40, Minnesota-Morris 24  
Minnesota-Morris 21, St. Scholastica 7  
Martin Luther 35, Minnesota-Morris 7  
Crown 28, Minnesota-Morris 21  
Northwestern (Minn.) 28, Minnesota-Morris 14  
Macalester 25, Minnesota-Morris 0  
Lawrence 21, Minnesota-Morris 13  
Minnesota-Morris 20, Waldorf 0

# The Banta Bowl

When the Lawrence University football team moved into the Banta Bowl, a new era in Vikings football came with the team. Not only did the Vikings have a stunning new stadium in which to play, Lawrence also had a new coach.

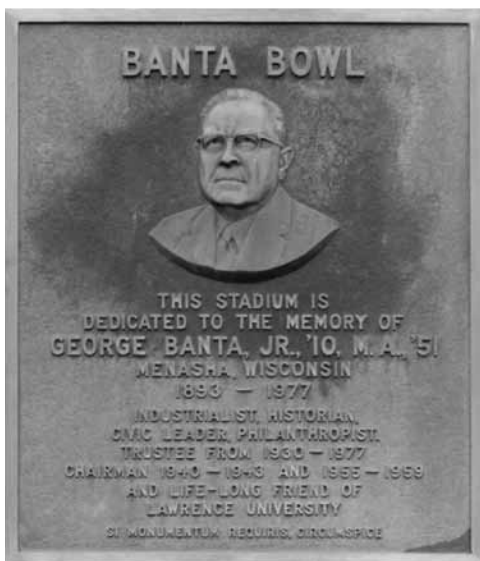
The football facility at Lawrence would not have been possible without the generosity of George Banta, Jr., Class of 1910. The Banta Bowl was rededicated after Banta's death in his honor on September 23, 1978. Originally called the Lawrence Bowl, the stadium was an anonymous gift from Banta, just one of many he made to Lawrence during his lifetime.

Construction of the stadium in this location seems like a no-brainer to us now. Looking back, it was nothing short of inspiration in 1965. Appleton is a system of natural ravines, and the Banta Bowl rests comfortably in one of them. The facility looks as if it has always been there, a natural part of Lawrence's landscape.

The 5,255-seat stadium has its bleachers tucked neatly into the surrounding, tree-lined hillsides. When football season is in full swing, the colors of autumn light up Saturday afternoons in the Banta Bowl, forming a union between the game and the natural beauty surrounding it.

The football teams at Lawrence have embraced the Banta Bowl and made it a home to champions. The Vikings have captured

seven of their 16 Midwest Conference titles since moving into the stadium in 1965.



*Upon entering the main gate of the stadium, fans are greeted by a plaque dedicated to the memory of George Banta, Jr., '10, who anonymously donated the facility. The Lawrence Bowl was rededicated as the Banta Bowl in 1978 after Mr. Banta's death.*

When the stadium opened in 1965, Ron Roberts took over for his first season as head coach. He replaced Bernie Heselton, the legendary coach who led the Vikings from 1938-64. Roberts continued Lawrence's winning football tradition by capturing back-to-back league titles in 1966 and '67. Roberts did that one better by winning a trio of titles from 1979-81. Roberts coached from 1965-83 and returned for a single season in 1992. He compiled a record of 121-54-1 in the Banta Bowl.

The Banta Bowl has also been home to numerous local legends. In 1967, Chuck McKee and Gary Hietpas were Lawrence's first All-Americans to play in the stadium.

From that point, a line of All-Americans have streamed onto the Banta Bowl's turf. Men like Frank Bouressa (1977-78), Paul Gebhardt (1977-78), Scott Reppert (1980-82), Chris Matheus (1980-82), Graham Satherlie (1980-81), Pat Schwanke (1982-83), Murray McDonough (1982-83), Dan Galante (1983-86), Bob Sell (1984-85), Chris Lindfelt (1985-86, '88), Marty Johnson (1986-87), Steve Jung (1988-89), Damian LaCroix (1989-90) and Brad Olson (1995-96) have all earned multiple All-America honors playing in the Banta Bowl.



*The Banta Bowl, constructed in 1965, is regarded as one of the finest small college football stadiums in the country.*



# Media Information

## Media Following The Vikings

### Print

*Appleton Post-Crescent*  
Dan Vanderpas  
306 W. Washington St.  
Appleton, WI 54911  
920-993-1000 phone  
920-733-1945 fax

*Green Bay Press Gazette*  
Mike Vandermause  
435 E. Walnut St.  
Green Bay, WI 54307-9430  
920-431-8222 phone  
920-431-8379 fax

*The Lawrentian*  
711 E Boldt Way SPC 51  
Appleton, WI 54911  
920-832-6768 phone  
920-832-7031 fax

*Milwaukee Journal Sentinel*  
Mark Stewart  
Box 661  
Milwaukee, WI 53201  
800-759-6397 phone  
414-224-2049 fax

Wire Service  
Associated Press  
Chris Jenkins  
918 N. Fourth Street  
Milwaukee, WI 53203-1596  
414-225-3580 phone  
414-225-3599 fax

### Television

WBAY-TV 2  
Chris Roth  
1155 S. Jefferson St.  
Green Bay, WI 54301  
920-438-3257 phone  
920-432-1190 fax

WFRV-TV 5  
Larry McCarren  
1181 E. Mason St.  
Green Bay, WI 54301  
920-437-3625 phone  
920-437-5769 fax

WGBA-TV 26  
Sports Director  
1391 North Road  
Green Bay, WI 54307  
920-490-2655 phone  
920-490-2500 fax

WLUK FOX 11  
Drew Smith  
P.O. Box 19011  
787 Lombardi Avenue  
Green Bay, WI 54907  
920-490-1427 phone  
920-494-9109 fax

### Radio

WHBY-AM 1150  
WSCO-AM 1570  
Bill Scott  
2800 E. College Ave.  
Appleton, WI 54915  
920-831-5646 phone  
920-739-0494 fax

### Webcast

WLFM at [www.lawrence.edu](http://www.lawrence.edu)  
Lawrence University  
Music/Drama Center  
420 E. College Ave.  
Appleton, WI 54911  
920-832-6567 phone  
920-832-6904 fax



## Joe Vanden Acker Sports Information Director

Joe Vanden Acker is the link between Lawrence University athletics and the media.

Vanden Acker's duties include coordinating media coverage for Lawrence's 23 varsity teams, producing media guides, serving as head statistician for home events, maintaining the athletic portion of the Lawrence Web site, and distributing results to local, state and national media.

Vanden Acker came to Lawrence from the Oshkosh Northwestern in 1999. He is a native of Menasha and an award-winning sportswriter who began working at the Northwestern in November 1992. Vanden Acker covered professional, high school and college sports from November 1992 to March 1997. He spent his last two-and-a-half years at the Northwestern serving as the assistant sports editor. A 1989 graduate of the University of Wisconsin-Oshkosh, Vanden Acker was the reporter and sports editor at the Ripon Commonwealth-Press from October 1989-November 1992.

Vanden Acker and his wife, Julie, live in the town of Menasha. The Vanden Ackers have a daughter, Anna.

## When Covering The Vikings

### Sports Information Office

The Lawrence University sports information office is located on the ground level of Alexander Gymnasium. Sports Information Director Joe Vanden Acker is in the office Monday through Friday from 8 a.m. to 5 p.m. To contact Vanden Acker, call 920-832-6878. The fax number is 920-832-7349, and you can also contact Vanden Acker via e-mail at [sportsinfo@lawrence.edu](mailto:sportsinfo@lawrence.edu).

### Interviews

Head coach Chris Howard is available for interviews in his office, which is located in the southwest corner of the third floor of Alexander Gymnasium. He can be contacted at 920-832-7347. Coaches and players are also available for interviews after practice. Post-game interviews are conducted on the field. Any other player interviews can be arranged by calling the Sports Information Office.

### Press Credentials

Credentials are not required, but members of the media are asked to contact the Sports Information Office if they plan on attending a Lawrence home or away game so arrangements can be made at the Banta Bowl or at an away site.

# About Lawrence

## Character

Lawrence University is a nationally recognized undergraduate college of the liberal arts and sciences with a conservatory of music. Ranked among the best of the nation's small, private colleges, Lawrence enrolls 1,400 undergraduates from 46 states, the District of Columbia, the Virgin Islands and 51 foreign countries. Nearly half of each year's entering freshmen are ranked in the top 10 percent of their high school classes and score in the top 20 percent of students taking national standardized college entrance examinations. They bring to Lawrence a wide range of interests, talents and ambitions.

## History

Chartered in 1847, Lawrence was among the first colleges in the United States to be founded coeducational. The Lawrence Conservatory of Music, established in 1874, has prepared students for careers in music for more than a century. In 1964, Lawrence College consolidated with Milwaukee-Downer College for Women to form the present-day Lawrence University.

## Location

Appleton, a city of 72,000 in northeastern Wisconsin, is at the center of the Fox Cities. The Fox Cities, a community of 18 towns and cities along the Fox River, is one of the fastest growing areas in the state and has consistently been named one of the best medium-size metropolitan areas in the nation, based on quality-of-life indicators.

## Campus

The 84-acre Lawrence campus is situated on a bluff overlooking the historic Fox River and contains 59 instructional, residential, recreational and administrative facilities. Adjacent to downtown Appleton, the campus is bordered on two sides by attractive residential neighborhoods. Björklunden vid Sjön, a 425-acre estate on Lake Michigan in Door County, serves as the college's northern campus, hosting retreats and seminars for students throughout the academic year and continuing-education seminars during the summer.

## Faculty

The 155 members of Lawrence's full-time faculty are committed to teaching undergraduates. With 97 percent of its faculty holding the Ph.D. or highest degree in their fields, Lawrence affords its students excellent teaching, a 9:1 student to faculty ratio, small classes, and individual attention.

## Calendar


The school year is structured around three ten-week terms, spanning mid-September through early June. Most students take three courses each term.

## Academic Program

Lawrence offers the Bachelor of Arts degree, Bachelor of Music degree and a combined five-year B.A./B.Mus. degree. Forty-four areas of study, along with the opportunity for student-designed majors, provide a wide range of choice in the academic program a student elects to pursue. All graduation requirements can be completed in four years, except for the double-degree program or a double major in the Bachelor of Music degree program. Nearly 90 percent of recent graduates seized the opportunity to work in one-on-one collaboration with faculty through tutorials, independent study, or honors projects.

Entering students enroll in *Freshman Studies*, a two-course sequence specifically designed to acquaint students with the modes of inquiry characteristic of intellectual discourse at Lawrence and to increase their reading, writing, and speaking skills. The program does more than develop these basic academic skills, however. Through the study of classical works of systematic thought or creative imagination, it also raises for discussion and analysis important ideas of abiding concern. *Freshman Studies* is both an introduction to and an integral part of a Lawrence education.

In addition to the traditional disciplines of study in the humanities, social sciences, fine arts and natural and physical sciences, Lawrence offers interdisciplinary majors or areas of study in biomedical ethics, cognitive studies, environmental studies, ethnic studies, gender studies, linguistics, international studies, natural sciences and neuroscience. Teacher certification is available in secondary education for most subjects and grades K-12 in music, art and foreign languages.



Lawrence Memorial Chapel

## Other Educational Opportunities

Lawrence encourages students to engage in at least one term of study away from the campus, and more than half of its students take advantage of one of the opportunities presented by 53 off-campus programs. Lawrence University's own off-campus programs and those offered through the Associated Colleges of the Midwest and other organizations with which Lawrence is affiliated enable students to study in Argentina, Australia, Austria, Belgium, Canada, Chile, China, Costa Rica, Ecuador, England, France, Germany, Greece, Hungary, India, Ireland, Italy, Japan, Kenya, Mexico, the Netherlands, New Zealand, Northern Ireland, Spain and Tanzania.

Other study opportunities include scientific study and research at the Oak Ridge National Laboratory and Woods Hole Marine Biology Laboratory; independent study in the humanities at the Newberry Library; programs in the arts, urban education, and urban studies in Chicago; and a semester examining government and public policy in Washington, D.C.

Lawrence also engages in cooperative arrangements with professional schools that allow students to combine a liberal arts education with professional training in allied health sciences, engineering, forestry and environmental studies and occupational therapy.

## Conservatory of Music

The only conservatory of music within a nationally recognized college of the liberal arts and sciences devoted exclusively to the education of undergraduates, the Lawrence Conservatory of Music offers the Bachelor of Music degree in performance, music education, or theory/composition; the Bachelor of Arts degree with a major in music; and the five-year, double-degree program that allows a major within the liberal arts and sciences curriculum and a major within the professional music degree program. Non-music majors may participate fully in conservatory ensembles, by audition.

## Resources

Lawrence features one of the finest small-college libraries in the Midwest, with more than 395,000 books and periodicals; 340,000 government documents; 2,816 current periodical subscriptions; 16,300 music scores; and 125,000 videotapes, recordings and microform items. Other student resources include the Humanities Computing Lab, the Information Technology Center, the Health and Counseling Center, the Center for Teaching and Learning, the Volunteer and Community Service Center and the Career Center, among others.

## Admission

Lawrence has a diverse student body representing a wide range of ethnic, geographic and socioeconomic backgrounds. In particular, students are sought who will profit from the resources and challenges made available to them and who will contribute substantially to its learning community. Candidates should



*Alexander Gymnasium*

complete secondary school with a minimum of 16 units distributed among English, mathematics, social studies, natural and physical sciences and foreign languages.

Lawrence considers the strength of each applicant's course of study, grades, recommendations, and extracurricular activities, roughly in that order. Lawrence accepts, but does not require, SAT I, SAT II, or ACT scores for admission. An audition is required of applicants to the Bachelor of Music degree who, in addition to academic strength, are judged on musicianship and potential. There is an Early Admission Program for students prepared to enter college after three years of high school.

## Scholarships and Financial Aid

Lawrence guarantees, through its need-blind admission policy, to meet the full institutional need of every student admitted. More than 90 percent of Lawrence students receive merit and/or need-based aid, with an average need-based financial aid package of \$27,500.

## Additional Information

Office of Admissions, Lawrence University  
Appleton, Wisconsin 54912-0599  
920-832-6500, 800-227-0982, toll free  
E-mail: [excel@lawrence.edu](mailto:excel@lawrence.edu)  
[www.lawrence.edu](http://www.lawrence.edu)

Office of Financial Aid, Lawrence University  
Appleton, Wisconsin 54912-0599  
920-832-6583

# Lawrence Hall of Fame

The Lawrence University Intercollegiate Athletic Hall of Fame was founded in 1996 to honor those individuals who have made a profound impact on Lawrence University athletics. Seven

individuals will be inducted in 2009 to increase the total number of individuals to 90. The 1981 football squad is the only team to be honored.

## Inductees

### 2009

Dave Novickis, coach, 1993-2009, wrestling  
Al Zupke '44, football, basketball, track  
Pat Kenney '68, tennis, basketball  
Doug Gilbert '73, football, wrestling, track  
Kristi Jahn '92, swimming, softball  
Scott Sprtel '97, cross country, track

### 2008

Carl Stumpf '54, football, track  
Dan Browdie '86, soccer  
Jackie Huss '97, basketball, softball  
Tracy Maschman Morrissey '97, swimming, track  
Joel DePagter '98, basketball  
Mike Hoskins '98, wrestling  
Brad Olson '98, football

### 2007

Vince Jones '41, football, track  
Fred Flom '63, football, basketball, tennis  
Rich Agness '67, football, wrestling, track,  
football coach, wrestling coach, baseball coach  
Marty Johnson '88, football, track, basketball  
Becky Wagenaar '96, swimming

### 2006

1981 football team (10-1 record, Midwest Conference  
champions, NCAA Division III semifinalists)

### 2005

George Walter '36, football  
William Lawson '47, cross country, track  
Joe Lamers '61, football, basketball, track  
Mark Frodesen '71, track  
Robin Chapman '83, basketball  
Steve Jung '90, football, track

### 2004

Bruce Larson '49, football, basketball  
Carl Schwendler '59, football, wrestling, track  
Lincoln Saito '70, wrestling  
Graham Satherlie '82, football, baseball  
Joel Dillingham '93, basketball  
Diana Ling '94, track and field

### 2003

Paul Elsberry '51, cross country, track  
Joel Ungrodt '64, basketball  
Steve Neuman '76, football, wrestling, track  
Bob Eddy '79, football, track  
Chris Lindfelt '88, football, baseball  
Gina Seegers Szablewski '92, basketball

### 2002

Mark Catlin, coach, 1909-18, 1924-27, football (55-29-7 record)  
Dick Miller '47, football, basketball  
Bob Smith '61, football, wrestling, track  
Jim Petran '80, football, baseball  
Jim Miller '80, cross country, track  
Sarah O'Neil '92, basketball

### 2001

Don Strutz '49, football, basketball, golf  
Jim Webers '52, football, wrestling

Tad Pinkerton '60, cross country, track  
Larry Wilson '66, swimming, track  
Frank Bouessa '79, football  
Paul Gebhardt '79, football, baseball

### 2000

Carl Giordana, '48, football, basketball  
Dick Gast '55, football, basketball, tennis  
David Mulford '59, football, basketball, wrestling, track  
Jim Schulze '61, football, basketball, baseball  
John Davis '76, football, swimming, track  
Tracie Spangenberg '90, volleyball, basketball, softball

### 1999

Gerald Hecker '36, football, track  
Don Boya '50, football, basketball  
Ed Grosse '54, football, basketball, tennis  
Joe Patterson '69, football  
Tom Hughes '77, football, wrestling  
Ken Urbanski '82, football, track  
Julie Wick Sonneborn '86, cross country, track, swimming  
Bill McNamara '88, football, basketball, baseball

### 1998

Kenneth Laird '31, football, basketball  
Dick Flom '48, football, basketball, track, tennis  
Peter Thomas '62, football, wrestling, baseball  
Deb Jaryszak '82, basketball, volleyball, softball  
Daniel Galante '87, football  
Kate Leventhal '83, cross country, track  
Dr. Ralph Landis, team physician

### 1997

Harold Brieser '27, football, basketball  
Bruce Bigford '53, football, basketball  
Gary Hietpas '68, football, baseball  
Pat Schwanke '83, football  
Art Denney, 1923-64, athletic director and coach  
Althea Heimbach, coach, 1919-1960, archery, volleyball,  
golf, field hockey, crew

### 1996

Lisle Blackburn '25, football  
James Fieweger '43, basketball, track  
Claude Radtke '50, football, track, basketball  
Charles "Sal" Cianciola '55, football, track, basketball  
Dick Rine '57, tennis, football, basketball  
Pete House '68, swimming, track  
Chuck McKee '68, football, track  
Ron Wopat '78, track, football  
Bill Simon '80, football, baseball  
Scott Reppert '83, football, track  
Eric Griffin '86, cross country, track  
Gene Davis, coach, 1956-91, swimming, cross country, track  
Bernie Heselton, coach, 1938-64, football (111-79-5 record),  
wrestling, golf  
Mary Poulson, coach, 1964-93, men's and women's tennis,  
men's and women's fencing, women's basketball  
Ron Roberts, coach, 1963-92, football (121-54-1 record), tennis,  
track, wrestling