

**USA Basketball
Women's World University Games
Team History (1973-2007)**



TWENTY THIRD WORLD UNIVERSITY GAMES -- 2005

*Izmir, Turkey
August 10-19, 2005*

Unselfish play and an offensive game that fired on all cylinders catapulted the 2005 USA Women to the gold medal and a 7-0 record at 2005 World University Games in Izmir, Turkey.

The USA, coached by Harvard University's (Mass.) Kathy Delaney-Smith, completely dominated the competition, winning its seven games by an average margin of 43.4 ppg. and scoring at a clip of 97.7 ppg. The gold, the sixth the USA has earned overall, is the 13th medal in 14 appearances in Games play. With the seven victories in Turkey, the U.S. raised its overall Games mark to 85-15 (.845).

The U.S. breezed through preliminary play with victories over the Czech Republic, South Africa, China and Poland.

Opening the 2005 Games facing the Czech Republic, the U.S. relied on 14 points from Megan Duffy, 13 points and 10 rebounds from Liz Shimek and 13 points and seven rebounds from Jessica Davenport to pace the squad to an 88-64 victory on Aug. 10.

The next day the American women overwhelmed South Africa 92-22 as Seimone Augustus, who along with teammate Sylvia Fowles and USA assistant coach and LSU head coach Pokey Chatman, missed the USA's first game after returning to LSU for the funeral of their former college coach and 1980 U.S.

Olympic women's basketball team head coach Sue Gunter, paved the way with 18 points on 9-12 shooting.

Cruising past China 107-54 on Aug. 12, the U.S. received a game high 23 points and nine rebounds from Fowles, while Davenport and Shimek each accounted for 12 points.

The USA women closed out preliminary action with an 89-63 win over Poland as Duffy again paced the red, white and blue with 13 points, while Augustus added 12 points and Lisa Willis scored 11.

Taiwan was overmatched 109-57 in the quarterfinals as Candice Dupree stepped up with 16 points to lead the USA's attack, and Monique Currie and Fowles threw in 14 points each.

Behind 25 points from Fowles and 18 more from LSU and USA teammate Augustus, the U.S. dispatched of Russia in the semifinals by a commanding 118-67 margin on Aug. 17 in a game that saw the two teams tied at 26 after the first quarter.

In the gold medal game, the U.S. was as dominant as ever and rolled to a 79-53 win over previously unbeaten Serbia & Montenegro. Augustus scored a team-best 18 points, while Willis and Fowles were credited with 13 and 12 points respectively in the Aug. 19 title game.

2005 USA WOMEN'S WORLD UNIVERSITY GAMES TEAM

NAME	POS	HGT	WGT	AGE	SCHOOL	HOMETOWN
Seimone Augustus	G/F	6-1	170	21	Louisiana State University	Baton Rouge, LA
Monique Currie	G/F	6-0	170	22	Duke University	Washington, DC
Jessica Davenport	C	6-5	191	20	Ohio State University	Columbus, OH
Megan Duffy	G	5-7	135	21	University of Notre Dame	Dayton, OH
Candice Dupree	C	6-2	165	21	Temple University	Tampa, FL
Sylvia Fowles	C	6-5	200	19	Louisiana State University	Miami, FL
Erin Grant	G	5-8	125	21	Texas Tech University	Arlington, TX
Brandie Hoskins	G/F	5-9	174	20	Ohio State University	Dayton, OH
Cappie Pondexter	G	5-9	160	22	Rutgers University	Chicago, IL
Liz Shimek	F	6-1	210	21	Michigan State University	Empire, MI
Brooke Smith	F/C	6-3	190	21	Stanford University	San Anselmo, CA
Lisa Willis	G	5-11	170	21	University of California, Los Angeles	Long Beach, CA

HEAD COACH: Kathy Delaney-Smith, Harvard University **ASSISTANT COACH:** Pokey Chatman, Louisiana State University
ASSISTANT COACH: Cathy Inglese, Boston College **TEAM PHYSICIAN:** Gloria Beim, Alpine Orthopedics (Colo.)
ATHLETIC TRAINER: Jen Jacobs, Eastern Rehab. Network (Connecticut)
TEAM MANAGER: Tom Callan, University of Colorado

2005 USA RESULTS (7-0)

USA	88	Czech Republic	64
USA	92	South Africa	22
USA	107	China	54
USA	89	Poland	63
USA	109	Taiwan	57
USA	118	Russia	67
USA	79	Serbia & Mont.	53

2005 WORLD UNIVERSITY GAMES STANDINGS

1. USA (7-0)	11. Canada (4-3)
2. Serbia & Montenegro (6-1)	12. Japan (3-4)
3. Australia (6-1)	13. China (4-3)
4. Russia (5-2)	14. Sweden (2-5)
5. Taiwan (5-2)	15. Lithuania (3-4)
6. Germany (3-4)	16. Great Britain (1-6)
7. Poland (3-4)	17. Ireland (2-4)
8. Turkey (3-4)	18. Lebanon (1-5)
9. Czech Republic (5-2)	19. Thailand (1-5)
10. Slovenia (4-3)	20. Republic of South Africa (0-6)

2005 USA WOMEN'S WORLD UNIVERSITY GAMES CUMULATIVE STATISTICS

	G/S	FGM-FGA	PCT	3PM-3PA	PCT	FTM-FTA	PCT	REB/AVG	PTS/AVG	AST	BLK	STL
Sylvia Fowles	6/0	39- 54	.722	0- 0	.---	12- 17	.706	44/ 7.3	90/ 15.0	4	5	9
Seimone Augustus	6/3	40- 65	.615	0- 1	.000	5- 8	.625	25/ 4.2	85/ 14.2	14	2	16
Jessica Davenport	7/5	29- 47	.617	0- 0	.---	17- 21	.810	32/ 4.6	75/ 10.7	4	6	8
Lisa Willis	7/0	26- 50	.520	14- 36	.389	2- 3	.667	28/ 4.0	68/ 9.7	12	2	16
Cappie Pondexter	7/4	26- 56	.464	0- 9	.000	10- 13	.769	22/ 3.1	62/ 8.9	23	1	10
Candice Dupree	7/0	24- 44	.545	0- 0	.---	5- 9	.556	24/ 3.4	53/ 7.6	9	7	9
Liz Shimek	7/5	22- 44	.500	0- 3	.000	7- 9	.778	46/ 6.6	51/ 7.3	6	0	15
Brandie Hoskins	7/1	18- 33	.545	1- 3	.333	10- 15	.667	7/ 1.0	47/ 6.7	14	0	5
Monique Currie	7/2	18- 40	.450	1- 5	.200	7- 9	.778	27/ 3.9	44/ 6.3	11	4	9
Megan Duffy	7/5	15- 32	.469	8- 20	.400	5- 7	.714	13/ 1.9	43/ 6.1	15	0	10
Brooke Smith	7/0	19- 24	.792	0- 0	.---	4- 4	1.000	30/ 4.3	42/ 6.0	8	0	4
Erin Grant	7/0	10- 22	.455	0- 2	.000	2- 2	1.000	17/ 2.4	22/ 3.1	13	0	4
USA TOTALS	7	286- 511	.560	24- 79	.304	86- 117	.735	315/ 45.0	682/ 97.4	133	27	115
OPP. TOTALS	7	137- 413	.332	39- 146	.267	67- 96	.698	142/ 20.3	380/ 54.3	69	11	56



2005 USA WOMEN'S WORLD UNIVERSITY GAMES TEAM

Sitting (L-R): Jen Jacobs, athletic trainer; Lisa Willis; Brandie Hoskins; Megan Duffy; Erin Grant; Cappie Pondexter; Monique Currie; Kathy Delaney-Smith, head coach.

Standing (L-R): Cathy Inglese, assistant coach; Seimone Augustus; Candice Dupree; Sylvia Fowles; Jessica Davenport; Brooke Smith; Liz Shimek; Tom Callan; team manager; Pokey Chatman, assistant coach.

Not Pictured: Gloria Beim, team physician.

TWENTY FIRST WORLD UNIVERSITY GAMES -- 2001

Beijing, China
August 22-31, 2001

The 2001 USA Basketball Women's World University Games Team rebounded from an early loss to defeat host China 87-69 and claim the gold medal and finish with a 7-1 record.

Center Ayana Walker scored 27 points to lead the USA in its 134-37 defeat of South Africa as competition got underway on Aug. 22. The next day, despite 14 points, nine rebounds and three steals from Walker, the USA fell to Canada 68-67.

In a must win position if medal hopes were to be kept alive, the Americans closed out preliminary round play on Aug. 25 with a 106-66 victory over Japan behind 25 points from Kara Lawson. The victory earned the U.S. one of eight spots in the medal round quarterfinals. The USA set two USA World University Games single game records against Japan by recording 13 made 3-pointers and shooting 69.6 percent (39-56 FGs) from the field.

In its first quarterfinal matchup, the U.S. stormed back from a 12 point deficit at halftime to upset unbeaten Russia by 11, 79-68 on Aug. 27. Chantelle Anderson and Shereka Wright tallied 15 points and six rebounds apiece, while Cori Enghusen added 13 points.

Led by Jenny Roulier, the USA seized back the lead in the second half to claim an 89-78 victory over undefeated China on

Aug. 28. Wright scored a game high 23 points, while Walker recorded the game's only double-double with 17 points and a game high 12 rebounds.

On Aug. 29 the USA wrapped up quarterfinal round action by defeating Brazil 82-62 to earn a trip to the medal semifinals. The team was led by 13 points from Enghusen and Caton Hill's 12 points, five rebounds and three steals.

Controlling its semifinal game from start to finish, the USA easily defeated Lithuania 70-49 on Aug. 30 to earn a spot in the gold medal game. Four USA players scored in double digits including Walker with 15, Lindsey Yamasaki with 13, Lawson with 11 and Roulier added 10.

Despite playing in front of 18,000 partisan fans, the United States triumphed 87-69 over China to earn the gold medal on Aug. 31. At the end of the first ten minutes, the U.S. held a 25-21 lead. China cut the USA's lead to 25-24 to start the second quarter, but that is as close as they would come. Leading 45-41 at halftime, and 65-58 at the end of the third quarter, the U.S. outscored China 22-11 in the final quarter to lock up the gold. The squad was led by Wright's 22 points and nine rebounds and Walker's 19 points and a USA record 19 rebounds.

2001 USA WOMEN'S WORLD UNIVERSITY GAMES TEAM

NAME	POS	HGT	WGT	AGE	SCHOOL	HOMETOWN
Chantelle Anderson	C	6-6	185	20	Vanderbilt University	Vancouver, WA
Cori Enghusen	C	6-7	170	21	Stanford University	Bothell, WA
Chrissy Floyd	G	5-9	134	20	Clemson University	Laurens, SC
Caton Hill	F	6-1	185	20	University of Oklahoma	Ada, OK
Kara Lawson	G	5-8	160	20	University of Tennessee	Alexandria, VA
Ashley McElhiney	G	5-5	133	20	Vanderbilt University	Gleason, TN
Carisse Moody	F	6-1	180	19	North Carolina State University	Rocky Mount, NC
Jenny Roulier	G	5-9	150	21	University of Colorado	Englewood, CO
Ayana Walker	C	6-2	148	21	Louisiana Tech University	Houston, TX
Shaquala Williams	G	5-6	135	21	University of Oregon	Portland, OR
Shereka Wright	F	5-11	155	19	Purdue University	Copperas Cove, TX
Lindsey Yamasaki	G/F	6-1	160	21	Stanford University	Oregon City, OR

HEAD COACH: Debbie Ryan, University of Virginia

ASSISTANT COACH: Lisa Bluder, University of Iowa

TEAM PHYSICIAN: Christopher Kaeding, Ohio State Univ.

TEAM MANAGER: Chanell Sutton, Vanderbilt University

ASSISTANT COACH: Dee Stokes, East Carolina University

ATHLETIC TRAINER: Jeff Kawaguchi, University of Virginia

2001 USA RESULTS (7-1)

USA	134	South Africa	37
Canada	68	USA	67
USA	106	Japan	66
USA	79	Russia	68
USA	89	China	78
USA	82	Brazil	62
USA	70	Lithuania	49
USA	87	China	69

2001 WORLD UNIVERSITY GAMES STANDINGS

1. United States (7-1)	9. Sweden (5-2)
2. China (6-2)	10. Yugoslavia (5-3)
3. Czech Republic (6-2)	11. Taiwan (4-4)
4. Lithuania (5-4)	12. Mexico (2-6)
5. Russia (6-2)	13. Japan (5-3)
6. Canada (5-3)	14. Portugal (4-5)
7. Brazil (4-5)	15. South Africa (1-7)
8. Netherlands (2-6)	16. Peru (0-8)
	17. Nigeria (0-4)

2001 USA WOMEN'S WORLD UNIVERSITY GAMES CUMULATIVE STATISTICS

	G/S	FGM-FGA	PCT	3PM-3PA	PCT	FTM-FTA	PCT	REB/AVG	PTS/AVG	AST	BLK	STL
Ayana Walker	8/8	53- 87	.609	0- 2	.000	17- 24	.708	69/ 8.6	123/ 15.4	12	10	10
Shereka Wright	8/8	40- 76	.526	8- 18	.444	28- 34	.824	42/ 5.3	116/ 14.5	11	3	9
Kara Lawson	8/8	34- 77	.442	11- 31	.355	17- 18	.944	26/ 3.3	96/ 12.0	16	0	12
Jenny Roulier	8/8	29- 63	.460	11- 27	.407	5- 5	1.000	16/ 2.0	74/ 9.3	5	2	9
Chantelle Anderson	7/6	25- 41	.610	0- 1	.000	6- 13	.462	33/ 4.7	56/ 8.0	3	3	4
Lindsey Yamasaki	8/0	18- 43	.419	11- 28	.393	8- 11	.727	10/ 1.3	55/ 6.9	2	0	4
Cori Enghusen	8/2	19- 41	.463	0- 0	.---	11- 15	.733	16/ 2.0	49/ 6.1	1	7	2
Caton Hill	8/0	14- 30	.467	3- 7	.429	12- 13	.923	24/ 3.0	43/ 5.4	2	0	11
Shaquala Williams	8/0	15- 32	.469	3- 11	.273	9- 13	.692	14/ 1.8	42/ 5.3	12	0	5
Chrissy Floyd	8/0	13- 35	.371	1- 5	.200	2- 6	.333	6/ 0.8	29/ 3.6	7	0	6
Carisse Moody	6/0	8- 21	.381	0- 0	.---	2- 6	.333	14/ 2.3	18/ 3.0	2	0	3
Ashley McElhiney	8/0	4- 7	.571	3- 5	.600	2- 2	1.000	4/ 0.5	13/ 1.6	5	0	5
USA TOTALS	8	272-553	.492	51-135	.378	119-160	.744	274/ 34.3	714/ 89.3	78	25	80
OPP. TOTALS	8	172-454	.379	37-119	.311	115-168	.685	200/ 25.0	496/ 62.0	54	10	49



2001 USA WOMEN'S WORLD UNIVERSITY GAMES TEAM

Sitting (L-R): Shereka Wright; Caton Hill; Lindsey Yamasaki; Cori Enghusen; Chantelle Anderson; Ayana Walker; Carisse Moody.

Standing (L-R): Chanell Sutton, team manager; Jeff Kawaguchi, athletic trainer; Shaquala Williams; Kara Lawson; Jenny Roulier; Chrissy Floyd; Ashley McElhiney; Lisa Bluder, assistant coach; Dee Stokes, assistant coach; Debbie Ryan, head coach.

Not Pictured: Christopher Kaeding, team physician.

TWENTIETH WORLD UNIVERSITY GAMES -- 1999

Palma de Mallorca, Spain

July 3-12, 1999

The 1999 USA Basketball Women's World University Games Team traveled to Spain with the hopes of defending the gold, but was upended by undefeated host Spain 57-48 in the final contest and returned with the silver medal and a 4-2 record.

The U.S. finished the tournament with five players averaging in double figures for scoring with Katie Douglas leading the way with 17.7 ppg. LaQuanda Barksdale averaged 11.8 ppg., Camille Cooper 11.6 ppg., Ruth Riley 10.3 ppg., and Kelly Miller averaged 10.2 ppg. Brooke Wyckoff led the squad in rebounding, averaging 7.0 rpg.

Despite not winning its final battle, the USA team represented the country well, overcoming illness and injury on its way to the silver medal. Starting point guard Brandi McCain sprained her right knee in the opening contest and was out for the remainder of the games. In the final game, Andrea Garner and starting center Cooper were sidelined by a stomach illness.

Barksdale scored 15 points to lead six players in double figures as the USA earned a 107-89 victory over China to open preliminary play on July 6. In its second contest the U.S. sprinted to a 67-11 halftime margin and never looked back as it dismantled South Africa 140-32 on July 8 as Kelly Miller led eight players who scored in double digits with 24 points. The 140 point output broke the previous all-time USA single game scoring record of 135 set in 1991 against Romania.

Despite a team high 18 points from Barksdale, the USA fell to Ukraine 81-70 on July 7. The U.S. trailed 40-35 at the half and with 7:08 remaining the score was knotted at 57-57.

However, in the remaining minutes the USA committed nine fouls, resulting in 14 points for Ukraine and the 81-70 loss.

The Purdue duo of Cooper and Douglas combined for 39 points and 13 rebounds as the Americans rebounded from its loss and defeated Lithuania 82-67 in quarterfinal play on July 9.

Then, behind 18 points from Douglas, the U.S. earned an 87-79 victory over previously unbeaten Russia in the semifinal game. The USA held a 56-50 lead at halftime, but Russia tied it up at 67-67 with 11:38 to go. Riley hit two quick baskets as the Americans began to pull away and with 3:38 left the U.S. had increased its margin to 85-77 and went on to the 87-89 victory.

The United States was stopped short of its goal of earning the gold medal, falling to host Spain 57-48 to collect the silver medal on July 12. The USA trailed 36-32 at halftime, and after outscoring Spain 10-5 to open the second half, led 42-41. Spain rallied back and after Douglas knocked down a 3-pointer with 1:28 to play in the game, the U.S. found itself trailing by five points, 51-46. From there the USA never managed to get the deficit to less than five as the Americans suffered a 57-48 loss.

1999 USA WOMEN'S WORLD UNIVERSITY GAMES TEAM

NAME	POS	HGT	WGT	AGE	SCHOOL	HOMETOWN
LaQuanda Barksdale	G/F	5-11	145	19	University of North Carolina	Winston-Salem, NC
Rasheeda Clark	G	5-10	140	20	Pepperdine University	Ontario, CA
Camille Cooper	C	6-4	190	20	Purdue University	Georgetown, KY
Helen Darling	G	5-7	150	20	Penn State University	Columbus, OH
Katie Douglas	G	6-1	155	20	Purdue University	Indianapolis, IN
Andrea Garner	C	6-3	160	20	Penn State University	Philadelphia, PA
Brandi McCain	G	5-3	125	19	University of Florida	Silsbee, TX
Coco Miller	G	5-10	145	20	University of Georgia	Rochester, MN
Kelly Miller	G	5-10	145	20	University of Georgia	Rochester, MN
Ruth Riley	C	6-5	202	19	University of Notre Dame	Macy, IN
Ayana Walker	C	6-2	154	19	Louisiana Tech University	Houston, TX
Brooke Wyckoff	F	6-1	180	19	Florida State University	West Chester, OH

HEAD COACH: Rene Portland, Penn State University

ASSISTANT COACH: Bonnie Henrickson, Virginia Tech **ASSISTANT COACH:** Britt King, Fresno State University

TEAM PHYSICIAN: Heinz Hoenecke, La Jolla, California **ATHLETIC TRAINER:** Dorri Buchholtz, Atlanta, Georgia

1999 USA RESULTS (4-2)

USA	107	China	89
USA	140	South Africa	32
Ukraine	81	USA	70
USA	82	Lithuania	67
USA	87	Russia	79
Spain	57	USA	48

1999 WORLD UNIVERSITY GAMES STANDINGS

1. Spain (6-0)	9. China (4-2)
2. USA (4-2)	10. Sweden (2-4)
3. Russia (5-1)	11. Czech Republic (3-3)
4. Ukraine (4-2)	12. Japan (2-4)
5. Lithuania (5-1)	13. Brazil (2-4)
6. Chinese Taipei (3-3)	14. Mexico (2-4)
7. Canada (3-3)	15. South Korea (1-5)
8. Portugal (2-4)	16. South Africa (0-6)

1999 USA WOMEN'S WORLD UNIVERSITY GAMES CUMULATIVE STATISTICS

	G/S	FGM-FGA	PCT	3PM-3PA	PCT	FTM-FTA	PCT	REB/AVG	PTS/AVG	AST	BLK	STL
Katie Douglas	5/3	31- 64	.484	5- 13	.385	21- 34	.618	19/ 3.8	88/ 17.6	12	3	6
LaQuanda Barksdale	6/6	28- 61	.459	6- 16	.375	9- 10	.900	27/ 4.5	71/ 11.8	2	2	7
Ruth Riley	6/4	23- 37	.622	0- 0	----	16- 22	.727	31/ 5.2	62/ 10.3	0	4	3
Kelly Miller	6/6	25- 60	.417	2- 11	.182	9- 21	.429	24/ 4.0	61/ 10.2	11	1	11
Camille Cooper	5/2	21- 30	.700	0- 0	----	16- 26	.615	21/ 4.2	58/ 11.6	1	1	0
Coco Miller	6/0	19- 36	.528	3- 6	.500	9- 11	.818	14/ 2.3	50/ 8.3	4	1	8
Brooke Wyckoff	6/6	18- 33	.545	0- 2	.000	6- 11	.545	42/ 7.0	42/ 7.0	5	3	9
Rasheeda Clark	6/0	17- 34	.500	1- 1	1.000	1- 2	.500	9/ 1.5	36/ 6.0	3	0	10
Ayana Walker	6/0	10- 24	.417	1- 1	1.000	5- 5	1.000	27/ 4.5	26/ 4.3	0	9	9
Helen Darling	6/2	5- 29	.172	0- 8	.000	12- 15	.800	15/ 2.5	22/ 3.7	9	0	13
Andrea Garner	4/0	3- 6	.500	0- 0	----	6- 8	.750	6/ 1.5	12/ 3.0	2	1	1
Brandi McCain	1/1	2- 6	.333	0- 0	----	2- 4	.500	1/ 1.0	6/ 6.0	1	0	3
USA TOTALS	6	202-420	.481	18- 58	.310	112-169	.663	269/44.8	534/ 89.0	5	25	80
OPP. TOTALS	6	140-352	.398	11- 76	.145	114-159	.717	193/32.2	405/ 67.5	4	8	60



1999 USA WOMEN'S WORLD UNIVERSITY GAMES TEAM

Kneeling (L-R): Heinz Hoenecke, team physician; Katie Douglas; Coco Miller; LaQuanda Barksdale; Kelly Miller; Rasheeda Clark; Helen Darling; Dorri Buchholtz, athletic trainer.

Standing (L-R): Britt King, assistant coach; Brandi McClain; Camille Cooper; Ruth Riley; Andrea Garner; Ayana Walker; Brooke Wyckoff; Rene Portland, head coach; Bonnie Henrickson, assistant coach.

NINETEENTH WORLD UNIVERSITY GAMES -- 1997

Trapani, Sicily, Italy

August 22-30, 1997

Outscoring its opponents by an average of 40.5 points per game, the 1997 USA Women's World University Games Team roared to a 6-0 record and the gold medal in Sicily, Italy.

The USA opened its bid for its first gold medal at this competition since 1991 with an impressive, wire-to-wire, 103-30 win over Latvia. In the win, La'Keshia Frett led four scorers in double figures with 14 points, and the U.S. defense forced 40 steals.

In a game that experienced two power outages due to bad weather, the USA never lost power en route to an 88-50 win over South Korea in its second contest. Nykesha Sales scored a game high 19 points and Kara Wolters gathered a game high 11 rebounds. In its third and final preliminary round game, the USA ran to a lopsided 110-32 win over Turkey, rounding out the squad's preliminary round play with a 3-0 record. Wolters led all scorers and rebounders with 22 points and 10 boards.

In a game that saw 13 lead changes and five ties, Sales scored 15 of her team high 17 points in the second half as the USA defeated Russia 78-70 in its quarterfinal game. Sales was 6 of 9 from the field in the second stanza, and her baskets on consecutive possessions with 13:05 and 12:36 to play in the game gave the U.S. a lead it never relinquished.

The USA advanced into the gold medal game after an 84-56 semifinals win over the previously unbeaten Czech Republic.

Wolters keyed the win with a game high 14-point, 10-rebound, five-blocked shot effort.

The U.S., which never trailed in the gold medal game against Cuba, opened the contest with a 25-7 run and rolled on to a 100-82 victory. Sales got her squad running by scoring the first seven

points of the game, helping the Americans convert 16 of their first 22 field goal attempts. The USA defense, meanwhile, was stifling. Cuba was able to hit just two of its first 11 shots from the floor and the United States opened its largest lead of the game, 43-15, with 7:40 to play in the first half when Sales hit a layup, was fouled, and converted the ensuing free throw. Cuba made a late run, cutting the USA's lead to nine points, 81-72, with 6:45 to play as the Americans were held scoreless for 5:07 and the Cubans went on an 8-0 run in that stretch. But forward Olympia Scott cashed in a layup with 5:19 remaining to end the U.S. scoring drought and down the stretch the USA outscored Cuba 20-8 to lock up the gold medal.

Sales scored a USA World University Games gold medal game record 32 points against Cuba, which also marked the third best scoring output ever by an American at the World University Games. In addition to Sales' effort, DeLisha Milton added 20 points in the USA's 100-82 gold medal victory.

1997 USA WOMEN'S WORLD UNIVERSITY GAMES TEAM

NAME	POS	HGT	WGT	AGE	AFFILIATION/SCHOOL	HOMETOWN
La'Keshia Frett	F	6-2	170	22	University of Georgia	Hampton, VA
Amy Herrig	C	6-5	175	20	University of Iowa	Dubuque, IA
Kedra Holland-Corn	G	5-7	142	22	University of Georgia	Athens, GA
Shannon Johnson	G	5-7	120	23	Columbus Quest (South Carolina)	Hartsville, SC
DeLisha Milton	C	6-1	165	22	University of Florida	Riceboro, GA
Beth Morgan	G	6-0	150	22	University of Notre Dame	Bloomington, IN
Angie Potthoff	F	6-1	180	23	Penn State University	Erie, PA
Nykesha Sales	F	6-0	160	21	University of Connecticut	Bloomfield, CT
Olympia Scott	C	6-2	172	21	Stanford University	Los Angeles, CA
Christy Smith	G	5-7	135	22	University of Arkansas	West Lafayette, IN
Kate Starbird	F	6-2	145	22	Stanford University	Tacoma, WA
Kara Wolters	C	6-7	210	22	University of Connecticut	Holliston, MA

HEAD COACH: Jim Foster, Vanderbilt University

ASSISTANT COACH: Ed Baldwin, University of North Carolina at Charlotte

ASSISTANT COACH: Deb Patterson, Kansas State University

TEAM PHYSICIAN: Sandy Glasson, Van Atlantic Ortho (VA) **ATHLETIC TRAINER:** Connie Grauer, University of Texas

1997 USA RESULTS (6-0)

USA	103	Latvia	30
USA	88	South Korea	50
USA	110	Turkey	32
USA	78	Russia	70
USA	84	Czech Republic	56
USA	100	Cuba	82

1997 WORLD UNIVERSITY GAMES STANDINGS

1. United States (6-0)	9. Canada (5-1)
2. Cuba (5-1)	10. Brazil (3-3)
3. Czech Republic (5-1)	11. China (3-3)
4. Italy (3-3)	12. South Korea (2-4)
5. Russia (4-2)	13. Japan (2-4)
6. Latvia (3-3)	14. Turkey (1-5)
7. Portugal (3-3)	15. Bulgaria (1-5)
8. Sweden (2-4)	16. South Africa (0-6)

1997 USA WOMEN'S WORLD UNIVERSITY GAMES CUMULATIVE STATISTICS

	G/S	FGM-FGA	PCT	3PM-3PA	PCT	FTM-FTA	PCT	REB/AVG	PTS/AVG	AST	BLK	STL
Nykesha Sales	6/6	45- 66	.682	4- 10	.400	16- 21	.762	22/ 3.7	110/ 18.3	12	2	11
Kara Wolters	6/6	29- 41	.707	0- 0	.---	10- 11	.909	47/ 7.8	68/ 11.3	8	13	9
DeLisha Milton	6/6	24- 37	.649	0- 0	.---	14- 19	.737	46/ 7.7	62/ 10.3	7	3	14
Kedra Holland-Corn	6/0	21- 48	.438	12- 28	.429	8- 10	.800	8/ 1.3	62/ 10.3	9	0	15
La'Keshia Frett	6/6	27- 48	.563	0- 0	.---	7- 8	.875	19/ 3.2	61/ 10.2	11	1	9
Kate Starbird	6/0	21- 32	.656	6- 11	.545	4- 4	1.000	5/ 0.8	52/ 8.7	5	2	8
Angie Potthoff	6/0	15- 28	.536	0- 1	.000	8- 8	1.000	35/ 5.8	38/ 6.3	1	0	5
Olympia Scott	6/0	16- 31	.516	0- 0	.---	4- 11	.364	36/ 6.0	36/ 6.0	7	1	5
Beth Morgan	5/0	9- 24	.375	5- 14	.357	0- 0	.---	8/ 1.3	23/ 4.6	2	0	7
Christy Smith	6/6	7- 21	.333	3- 13	.231	4- 5	.800	6/ 1.0	21/ 3.5	20	0	7
Amy Herring	5/0	7- 12	.583	0- 0	.---	2- 6	.333	10/ 2.0	16/ 3.2	0	0	1
Shannon Johnson	6/0	4- 8	.500	0- 3	.000	6- 8	.750	8/ 1.3	14/ 2.3	15	0	10
USA TOTALS	6	225-396	.568	30- 80	.375	83-111	.748	252/ 42.0	563/ 93.8	97	22	101
OPP. TOTALS	6	125-327	.382	18- 61	.295	52- 94	.553	127/ 21.2	320/ 53.3	37	5	53



1997 USA WOMEN'S WORLD UNIVERSITY GAMES TEAM

Kneeling (L-R): Deb Patterson, assistant coach; Angie Potthoff; Nykesha Sales; Kedra Holland-Corn; Christy Smith; Shannon Johnson; Beth Morgan; Connie Grauer, athletic trainer.

Standing (L-R): Ed Baldwin, assistant coach; La'Keshia Frett; Amy Herring; Kara Wolters; Olympia Scott; Kate Starbird; DeLisha Milton; Jim Foster, head coach.

Not Pictured: Sandy Glasson, team physician.

EIGHTEENTH WORLD UNIVERSITY GAMES -- 1995

Fukuoka, Japan

August 24 - September 2, 1995

The 1995 USA Women's World University Games Team bettered the USA's 1993 bronze medal finish by compiling a 6-1 overall record and capturing the silver medal in Fukuoka, Japan.

The USA opened preliminary play with three convincing victories, averaging 100.3 ppg. in the three wins while limiting their opponents to just 63.3 ppg. The United States toppled Ukraine 93-54, Mexico 100-78 and finally South Korea 108-58 to advance to the quarterfinals medal round. During the three-game U.S. attack, Georgia junior La'Keshia Frett led all USA scorers, averaging 17.7 ppg., while Charlotte Smith averaged 15.7 ppg., and Tina Thompson and Crawley averaged 12.7 ppg. and 12.3 ppg., respectively.

In their first quarterfinals matchup, the USA pounded host and eventual bronze medalist Japan 108-64 in front of a packed arena of 4,000 roaring Japanese fans. Charlotte Smith led the team with 20 points and eight rebounds, Crawley added 14 points. The U.S. squad, led by Crawley's 25 points, improved its record to 5-0 when they defeated Yugoslavia 76-58 to advance to the medal round.

In semifinal action, the USA trio of Frett, Thompson and Charlotte Smith recorded double-doubles as the USA overcame Russia 101-74 to advance to the gold medal game. The U.S. trailed Russia for most of the first half, but rallied to tie the

game at the half 45-45. Leading 65-63 with 9:40 to play, the U.S., behind 11 points from Thompson, broke the contest open with a 25-4 run to push its lead to 90-67 with 3:39 to go. Frett led the U.S. scoring with 20 points and recorded 13 rebounds, Thompson recorded a game high 16 rebounds and added 18 points while Charlotte Smith recorded 14 points, 14 rebounds and passed off for a game high seven assists.

Going into the final contest, the U.S. squad had sailed to six consecutive victories, with its smallest margin of victory being 18 points. As the gold medal contest began though, the unbeaten Italian team controlled the pace and opened the game with a 12-2 run over the first 3:18. Although Crawley scored the last eight points of the half for the United States, the U.S. team retired to the locker room trailing Italy 43-34.

The USA opened the second half by scoring the first six points, and eventually moved ahead 58-56 following a 3-pointer by Katie Smith with 7:45 remaining. But the Italians scored 10 straight points, then made seven of eight free throws to ice the 73-65 victory and the gold medal.

The U.S. team shot just 38.8 percent (28-72) from the field, including four of 21 from 3-point, and was outrebounded by the Italians 37-29. Crawley led the U.S. with 22 points.

1995 USA WOMEN'S WORLD UNIVERSITY GAMES TEAM ROSTER

NAME	POS	HGT	WGT	AGE	SCHOOL	HOMETOWN
Sylvia Crawley	C	6-5	160	22	University of North Carolina	Wintersville, OH
Latina Davis	G	5-6	138	20	University of Tennessee	Winchester, TN
La'Keshia Frett	F	6-2	170	19	University of Georgia	Hampton, VA
Cornelia Gayden	G	5-9	155	24	Louisiana State University	Boque Chitto, MS
Melody Howard	G	5-9	142	23	Southwest Missouri State University	Springfield, MO
Merlalkia Jones	F	5-10	145	21	University of Florida	Montgomery, AL
Michelle Marciniak	G	5-10	164	21	University of Tennessee	Macungie, PA
Stacey Reed	G	5-7	125	21	University of Kentucky	London, KY
Charlotte Smith	F	6-0	155	21	University of North Carolina	Shelby, NC
Katie Smith	G	5-11	173	20	Ohio State University	Logan, OH
Tina Thompson	C	6-3	185	20	University of Southern California	Los Angeles, CA
Kara Wolters	C	6-7	210	19	University of Connecticut	Holliston, MA

HEAD COACH: Sylvia Hatchell, Univ. of North Carolina

ASSISTANT COACH: Clemette Haskins, Univ. of Dayton

TEAM PHYSICIAN: Larry MaGee, University of Kansas

ASSISTANT COACH: Jim Lewis, George Mason University

ASSISTANT COACH: Kay James, Univ. of Southern Mississippi

ATHLETIC TRAINER: Barb Pearson, University of Wisconsin

1995 USA RESULTS (6-1)

USA	93	Ukraine	54
USA	100	Mexico	78
USA	108	South Korea	58
USA	108	Japan	64
USA	76	Yugoslavia	58
USA	101	Russia	74
Italy	73	USA	65

1995 WORLD UNIVERSITY GAMES STANDINGS

1. Italy (7-0)	9. China (4-3)
2. United States (6-1)	10. Portugal (4-3)
3. Japan (4-3)	11. Ukraine (5-2)
4. Russia (4-3)	12. Brazil (2-5)
5. Yugoslavia (5-2)	13. Mexico (4-3)
6. Czech Republic (4-3)	14. Peru (1-6)
7. Canada (3-4)	15. South Africa (2-5)
8. South Korea (1-6)	16. Hong Kong (0-7)

1995 USA WOMEN'S WORLD UNIVERSITY GAMES CUMULATIVE STATISTICS

	G/S	FGM-FGA	PCT	3PM-3PA	PCT	FTM-FTA	PCT	REB/AVG	PTS/AVG	AST	BLK	STL
La'Keshia Frett	7/7	52- 86	.605	1- 1	1.000	21- 24	.875	41/ 5.9	126/ 18.0	10	3	16
Sylvia Crawley	7/7	46- 86	.535	0- 0	.---	21- 29	.724	41/ 5.9	113/ 16.1	1	9	12
Charlotte Smith	7/7	30- 67	.448	4- 8	.500	32- 43	.744	55/ 7.9	96/ 13.7	21	0	7
Tina Thompson	7/0	21- 38	.553	0- 1	.000	27- 35	.771	51/ 7.3	69/ 9.9	2	1	3
Melody Howard	7/7	24- 71	.338	11- 47	.234	5- 6	.833	12/ 1.7	64/ 9.1	15	0	6
Kara Wolters	7/0	19- 35	.543	0- 0	.000	8- 14	.571	17/ 2.4	46/ 6.6	3	7	0
Cornelia Gayden	7/0	13- 34	.382	6- 25	.240	1- 2	.500	5/ 0.7	33/ 4.7	3	0	2
Katie Smith	7/3	8- 27	.296	2- 12	.167	13- 14	.929	9/ 1.3	31/ 4.4	9	0	6
Merlakia Jones	7/0	11- 27	.407	0- 0	.---	4- 6	.667	16/ 2.3	26/ 3.7	7	1	3
Latina Davis	7/4	7- 16	.438	0- 5	.000	7- 12	.583	8/ 1.1	21/ 3.0	12	0	12
Michelle Marciniak	7/0	9- 22	.409	2- 5	.400	0- 0	.---	4/ 0.6	20/ 2.9	16	0	9
Stacey Reed	6/0	2- 7	.286	0- 0	.---	2- 3	.667	6/ 1.0	6/ 1.0	7	0	3
USA TOTALS	7	242-516	.469	26-104	.250	141-188	.750	315/45.0	651/ 93.0	106	21	79
OPP. TOTALS	7	156-419	.372	22- 97	.227	125-161	.776	159/22.7	459/ 65.6	39	11	48



1995 USA WOMEN'S WORLD UNIVERSITY GAMES TEAM

Front Row (L-R): Kay James, assistant coach; Cornelia Gayden; Melody Howard; Stacey Reed; Latina Davis; Michelle Marciniak; Clemette Haskins, assistant coach.

Back Row (L-R): Sylvia Hatchell, head coach; Merlakia Jones; Charlotte Smith; Tina Thompson; Kara Wolters; Sylvia Crawley; La'Keshia Frett; Katie Smith; Jim Lewis, assistant coach.

SEVENTEENTH WORLD UNIVERSITY GAMES -- 1993

Buffalo, New York

July 8-17, 1993

Not since the 1990 Goodwill Games had a USA women's national team had a chance to win a medal in front of at U.S. home crowd. When the opportunity presented itself at the World University Games in Buffalo, N.Y., the USA took full advantage and rebounded from a pair of losses to capture a hard earned bronze medal.

The young USA crew, coached by Arizona's Joan Bonvicini, opened the 15-team competition with a decisive 98-67 victory over Israel as 6'3" Tari Phillips turned in a team best 17-point, 15-rebound performance. Two days later, the USA defeated Chinese Taipei 84-73. The Americans received strong efforts from Phillips, 20 points and 15 rebounds, and 6'1" Trisha Stafford, 10 points and seven rebounds. Behind strong defensive play that limited Ukraine to 19 first-half points, the USA completed pool play with a 77-44 drubbing of Ukraine.

Opening the qualifying round against a newly formed Russian team, the U.S. led 46-45 with 10:08 to play and closed out the game with a 26-10 offensive run to earn a 72-55 win. USA captain Adrienne Goodson finished with 20 points to pace the U.S. attack.

Riding a four-game winning streak, the USA's winning ways came to an abrupt halt with an 88-80 loss to an experienced Cuban team that included six members of Cuba's fourth-place 1992 Olympic squad. Behind the 15-point first half show-

ing of guard Ryneldi Becenti, the U.S. took a 15-point, 48-33, lead to the locker room at halftime. However, Cuba stormed back in the second half to overcome an 18-point U.S. lead and snatch the 88-80 victory. Cuba dominated the offensive boards and took full advantage of the USA's 15 second half turnovers. LeJuana "Lady" Hardmon finished as the USA's leading scorer with 19 points.

In need of a win to advance to the medal round, the USA bounced back to score a convincing 88-67 win over Japan. Phillips paced the U.S. efforts by logging a game high 25 points and grabbing nine rebounds. Facing a veteran China team that included seven members of its silver medal 1992 Olympic team, the U.S. squad's comeback effort fell one basket short of victory when Goodson's 3-point attempt failed to drop as time expired and the U.S. fell 75-73. Phillips finished with a game-best 23 points and 14 rebounds.

Determined not to leave the World University Games empty handed, the USA relied on a late game rally after squandering a 17-point lead to defeat Lithuania 83-73. Leading comfortably 48-31 at intermission, Lithuania rallied and with 3:54 to go the game was tied, 71-71. Howard scored the USA's next eight points and the USA went on to secure the 83-73 win and the bronze medal. Phillips led the USA medal effort with a team high 19 points and eight rebounds.

1993 USA WOMEN'S WORLD UNIVERSITY GAMES ROSTER

NAME	POS	HGT	WGT	AGE	SCHOOL	HOMETOWN
Ryneldi Becenti	G	5-7	142	21	Arizona State University	Fort Defiance, AZ
Heidi Burge	C	6-4	180	22	University of Virginia	Palos Verdes, CA
Katrina Colleton	G	5-8	133	22	University of Maryland	Tampa, FL
Peggy Evans	F	6-0	190	21	University of Tennessee	Detroit, MI
Adrienne Goodson	F	6-0	145	26	Old Dominion University	Mesa, AZ
LeJuana Hardmon	G	5-10	155	22	University of Georgia	Atlanta, GA
Yconda Hill	G	5-7	141	21	Northern Illinois University	Chicago, IL
Melody Howard	F	5-8	143	21	Southwest Missouri State University	Springfield, MO
LaTonya McGhee	C	6-2	175	22	University of Florida	Oxford, NC
Tari Phillips	C	6-3	185	25	University of Central Florida	Winter Park, FL
Trisha Stafford	C	6-1	177	22	University of California-Berkeley	Los Angeles, CA
Sophia Witherspoon	F	5-9	140	23	University of Florida	Fort Pierce, FL

HEAD COACH: Joan Bonvicini, University of Arizona **ASSISTANT COACH:** Dianne Nolan, Fairfield University
ASSISTANT COACH: Jane Albright, Northern Illinois Univ. **ASSISTANT COACH:** Vince Goo, University of Hawaii
TEAM PHYSICIAN: Brock Schnebel, Oklahoma City, Okla. **ATHLETIC TRAINER:** Jean Miles, Geneva, New York

1993 USA RESULTS (6-2)

USA	98	Israel	67
USA	84	Chinese Taipei	73
USA	77	Ukraine	44
USA	72	Russia	55
Cuba	88	USA	80
USA	88	Japan	67
China	75	USA	73
USA	83	Lithuania	73

1993 WORLD UNIVERSITY GAMES STANDINGS

1. China (7-1)	9. Kazakhstan (5-2)
2. Cuba (7-1)	10. Sweden (4-4)
3. United States (6-2)	11. Romania (2-5)
4. Lithuania (5-3)	12. Israel (3-5)
5. Germany (5-2)	13. Chinese Taipei (3-4)
6. Russia (3-4)	14. Canada (2-4)
7. Ukraine (2-6)	15. Hong Kong (0-6)
8. Japan (2-6)	

1993 USA WOMEN'S WORLD UNIVERSITY GAMES CUMULATIVE STATISTICS

	G/S	FGM-FGA	PCT	3PM-3PA	PCT	FTM-FTA	PCT	REB/AVG	PTS/AVG	AST	BLK	STL
Tari Phillips	8/7	63-108	.583	0- 1	.000	24- 37	.649	88/11.0	150/ 18.8	4	4	10
Adrienne Goodson	8/6	40- 78	.513	1- 6	.167	24- 27	.889	24/ 3.0	105/ 13.1	8	0	15
Melody Howard	8/6	31- 69	.449	18- 43	.419	7- 8	.875	17/ 2.1	87/ 10.9	5	0	9
Trisha Stafford	8/8	21- 61	.344	0- 1	.000	24- 29	.828	59/ 7.4	66/ 8.3	9	0	4
LeJuana Hardmon	7/3	23- 45	.511	0- 0	---	14- 22	.636	16/ 2.3	60/ 8.6	14	0	8
Katrina Colleton	8/1	23- 42	.548	0- 3	.000	7- 10	.700	22/ 2.8	53/ 6.6	7	1	11
Ryneldi Becenti	8/8	12- 33	.364	5- 15	.333	5- 6	.833	19/ 2.4	34/ 4.3	29	0	8
Heidi Burge	7/0	10- 28	.357	1- 2	.500	10- 15	.667	29/ 4.1	31/ 4.4	0	4	3
Yconda Hill	8/0	9- 30	.300	0- 6	.000	4- 8	.500	9/ 1.1	22/ 2.8	13	0	11
LaTonya McGhee	6/0	8- 27	.296	0- 0	---	5- 6	.833	34/ 5.7	21/ 3.5	2	1	6
Peggy Evans	7/1	6- 18	.333	0- 0	---	5- 8	.625	21/ 3.0	17/ 2.4	2	2	5
Sophia Witherspoon	5/0	4- 17	.235	0- 5	.000	1- 2	.500	5/ 1.0	9/ 1.8	1	0	3
USA TOTALS	8	250-556	.450	25- 82	.305	130-178	.730	350/43.8	655/ 81.9	94	12	93
OPP. TOTALS	8	209-488	.428	37-126	.294	87-138	.630	201/25.1	542/ 67.8	71	10	84



1993 USA WOMEN'S WORLD UNIVERSITY GAMES TEAM

Kneeling (L-R): Dianne Nolan, assistant coach; Katrina Colleton; Melody Howard; Ryneldi Becenti; Yconda Hill; Sophia Witherspoon; LeJuana Hardmon; Jane Albright, assistant coach.

Standing (L-R): Jean Miles, athletic trainer; Vince Goo, assistant coach; Adrienne Goodson; Tari Phillips; Heidi Burge; Kimberly Wood; LaTonya McGhee; Trisha Stafford; Joan Bonvicini, head coach.

Not Pictured: Peggy Evans who replaced Kimberly Wood after she suffered an injury.

SIXTEENTH WORLD UNIVERSITY GAMES -- 1991

Sheffield, England

July 15-24, 1991

The USA, which had dominated international basketball since 1984, was out to make a statement in 1991 in the one competition it had not fared well in of late -- the World University Games.

Opening against Ireland, head coach Tara VanDerveer's U.S. squad was off and running from the start and the end result was a lopsided 78-point victory as the U.S. crushed Ireland 116-38. Carolyn Jones paced the USA's scoring, accounting for 24 points. Facing Japan the following day, the U.S. simply overran its opponents, recording a 125-38 win as Ruthie Bolton led the U.S. with 19 points. With Lisa Leslie and Katy Steding each scoring 17 points, the U.S. completed its pool competition with an unblemished 3-0 record as the Americans outgunned Hungary 104-89. Showing a balanced scoring attack, all 12 USA players scored in each of the team's first three games.

Advancing to the second round, the U.S. opened against the Soviet Union. It was defense that paved the way to the USA's 106-80 win over the USSR, and Leslie paced the USA's offense, scoring 21 points while adding eight rebounds and five steals. Facing 4-0 Canada next, the U.S. advanced to the quarterfinal round after persevering for an 87-69 victory. Judy Mosley, a 6'1" forward from the University of Hawaii, led the Americans with 17 points and seven rebounds.

Playing their sixth game in as many days, the 5-0 Americans faced Romania for the right to advance to the semifinals.

Behind a 40-point (15-22 FGs, 4-9 3-pt FGs), 11 rebound performance by Bolton, the U.S. rolled to a convincing 135-53 win. The U.S. again featured a balanced scoring attack that saw all 12 USA women score and seven reach double digits.

A talented Chinese team remained as the only roadblock between the U.S. and the gold medal game. Plagued by frigid 36.1 percent shooting from the field, the U.S. turned to its defense. Limiting China to 34.8 percent shooting from the floor, and outrebounding the Chinese 51-32, the Americans recorded a hard fought 79-76 win. Jones led the United States' scoring attack with 23 points, while Mosley added 20 points and 12 rebounds and Dale Hodges was credited with 16 points and 10 boards.

Owning an impressive 7-0 record, the U.S. squared off against 7-0 Spain for the 1991 gold medal. By half the USA was in command 42-29, and the U.S. continued its offensive dominance in the second half en route to an 88-62 win and the gold medal. Bolton paced the U.S. attack to the win, scoring 22 points, while Mosley grabbed a game best 17 rebounds.

1991 USA WOMEN'S WORLD UNIVERSITY GAMES ROSTER

NAME	POS	HGT	WGT	AGE	SCHOOL	HOMETOWN
Kerry Bascom	F	6-1	175	22	University of Connecticut	Epping, NH
Ruthie Bolton	G	5-8	150	24	Auburn University	Auburn, AL
Karen Booker	C	6-2	165	26	Vanderbilt University	Lexington, KY
Linda Godby	C	6-6	165	22	Auburn University	Indianapolis, IN
Dena Head	G	5-10	162	20	University of Tennessee	Canton, MI
Dale Hodges	C	6-1	180	23	St. Joseph's University	Trenton, NJ
Carolyn Jones	G	5-8	130	21	Auburn University	Laurel, MS
Lisa Leslie	C	6-5	169	19	University of Southern California	Inglewood, CA
Suzie McConnell	G	5-4	110	24	Penn State University	Pittsburgh, PA
Judy Mosley	F	6-1	170	23	University of Hawaii	Hacienda Heights, CA
Dawn Staley	G	5-6	130	21	University of Virginia	Philadelphia, PA
Katy Steding	F	6-0	165	23	Stanford University	Lake Oswego, OR

HEAD COACH: Tara VanDerveer, Stanford University

ASSISTANT COACH: Nancy Darsch, Ohio State University

TEAM PHYSICIAN: David Fischer, Edina, Minnesota

ASSISTANT COACH: Charlene Curtis, Temple University

ADMIN. ASSISTANT: Nancy Wilson, University of South Carolina

ATHLETIC TRAINER: Kathy Osborne, Louisiana State University

1991 USA RESULTS (8-0)

USA	116	Ireland	38
USA	125	Japan	38
USA	104	Hungary	89
USA	106	USSR	80
USA	87	Canada	69
USA	135	Romania	53
USA	79	China	76
USA	88	Spain	62

1991 WORLD UNIVERSITY GAMES STANDINGS

1. United States (8-0)	9. Sweden (4-4)
2. Spain (7-1)	10. Germany (5-3)
3. Canada (6-2)	11. Taipei (4-4)
4. China (5-3)	12. Japan (5-3)
5. Soviet Union (5-3)	13. Great Britain (4-4)
6. Czechoslovakia (4-4)	14. Mexico (2-6)
7. Hungary (3-5)	15. Ireland (1-7)
8. Romania (2-6)	16. Guam (0-8)

1991 USA WOMEN'S WORLD UNIVERSITY GAMES CUMULATIVE STATISTICS

NAME	G/S	FGM-FGA	PCT	3PM-3PA	PCT	FTM-FTA	PCT	REB/AVG	PTS/AVG	AST	BLK	STL
Ruthie Bolton	8/1	48-105	.457	8- 25	.320	8- 10	.800	36/ 4.5	112/ 14.0	19	0	14
Lisa Leslie	8/8	42- 90	.467	0- 0	.---	20- 30	.667	35/ 4.4	104/ 13.0	7	4	12
Carolyn Jones	8/8	32- 77	.416	17- 37	.459	23- 33	.697	24/ 3.0	104/ 13.0	9	0	7
Judy Mosley	8/8	39- 70	.557	0- 0	.---	14- 17	.824	84/10.5	92/ 11.5	7	0	16
Katy Steding	7/7	25- 55	.455	15- 27	.556	7- 9	.778	21/ 3.0	72/ 10.3	2	0	4
Dale Hodges	8/0	24- 52	.462	0- 1	.000	20- 29	.690	55/ 6.9	68/ 8.5	5	1	16
Suzie McConnell	8/8	24- 55	.436	8- 26	.308	8- 9	.889	8/ 1.0	64/ 8.0	30	0	4
Dena Head	8/0	19- 44	.432	2- 10	.200	14- 17	.824	20/ 2.5	54/ 6.8	10	0	10
Linda Godby	8/0	20- 44	.455	0- 0	.---	9- 11	.818	27/ 3.4	49/ 6.1	2	6	4
Karen Booker	8/0	13- 36	.361	0- 0	.---	16- 24	.667	38/ 4.8	42/ 5.3	3	6	11
Kerry Bascom	6/0	13- 28	.464	10- 17	.588	4- 6	.667	17/ 2.8	40/ 6.7	2	0	5
Dawn Staley	8/0	18- 34	.529	0- 3	.000	3- 4	.750	9/ 1.1	39/ 4.9	18	0	2
USA TOTALS	8	317-690	.459	60-146	.411	146-199	.734	377/47.1	840/105.0	114	17	105
OPP. TOTALS	8	175-453	.386	38-114	.333	117-155	.755	245/30.6	505/ 63.1	58	22	84



1991 USA WOMEN'S WORLD UNIVERSITY GAMES TEAM

Kneeling (L-R): Suzie McConnell; Dawn Staley; Ruthie Bolton; Carolyn Jones.

Standing (L-R): Karen Booker; Linda Godby; Lisa Leslie; Katy Steding; Dale Hodges; Kerry Bascom; Dena Head; Judy Mosley.

Not pictured: Tara VanDerveer, head coach; Charlene Curtis, assistant coach; Nancy Darsch, assistant coach; Nancy Wilson, administrative assistant; David Fischer, team physician; Kathy Osborne, athletic trainer.

FOURTEENTH WORLD UNIVERSITY GAMES -- 1987

Zagreb, Yugoslavia

July 6-31, 1987

Directed by the University of Southern California head mentor Linda Sharp, the 1987 USA World University Games team traveled to Zagreb, Yugoslavia, with its sights set on capturing the gold. But it was not to be in 1987 as the USA team lost just one of five games to finish 4-1 overall and in fifth place. It marked the first time an American basketball team did not win a medal in the World University Games.

Before the competition got underway, the U.S. lost the services of Auburn star center Vicki Orr, who had her appendix removed in Yugoslavia.

The U.S. team, led by 6'5" Monica Lamb (USC), 6'5" Chana Perry (San Diego State) and by 5'11" Bridgette Gordon (Tennessee), dominated its early competition.

The U.S. opened with an impressive 95-60 victory over Poland as Gordon tallied 18 points and Lamb added 16 points in the win. The following day, the U.S. followed up its initial victory with a 97-56 dubbing of Finland. Lamb accounted for 19 points and Tracey Hall added 14 for the U.S.

In its third game in as many days, the USA suffered its only loss of the competition, losing a heartbreaking 93-89 overtime decision to Yugoslavia, despite 20 points from Alisa Scott and 18

more from Perry. The difference in the contest came at the foul line where the U.S. sank 16 of 19 free throws, while Yugoslavia made 34 of 43 tries.

The U.S. remained in medal contention, but in order to advance to the medal round the American squad had to beat China by at least five points. Trailing 54-38 at halftime, despite the USA's strong comeback effort that saw the Americans roar back from a 20-point deficit to pull out an 84-83 win, by winning by only a single point, the U.S. was eliminated from medal contention. Teresa Weatherspoon paced the U.S. to its win over China with 21 points, while Lamb was credited with 14 points and 11 rebounds, and Tracey Hall also tossed in 14.

Rebounding from the disappointment of not advancing into the medal round, behind a balanced scoring attack that saw Terri Mann score 13, while Perry dropped in 10 and Scott and Gordon each added nine points, the USA defeated Canada 67-59 to finish in fifth place.

The host country, Yugoslavia, won the gold by defeating the Soviet Union 80-73 in the gold medal game, while China earned the bronze with an 88-81 victory over Bulgaria.

1987 USA WOMEN'S WORLD UNIVERSITY GAMES ROSTER

NAME	POS	HGT	WGT	AGE	SCHOOL	HOMETOWN
Bridgette Gordon	F	5-11	160	20	University of Tennessee	Deland, FL
Tracey Hall	F	6-0	160	20	Ohio State University	Cleveland Heights, OH
Karon Howell	G	5-8	143	20	University of Southern California	Portland, OR
Monica Lamb	C	6-5	180	22	University of Southern California	Inglewood, CA
Terri Mann	F	6-2	180	18	Western Kentucky University	San Diego, CA
Lisa O'Connor	F	6-1	184	23	University of Georgia	Cartersville, GA
Vickie Orr	C	6-3	167	20	Auburn University	Harselle, AL
Chana Perry	C	6-5	190	20	San Diego State University	Los Angeles, CA
Alisa Scott	G	5-9	152	22	University of Mississippi	Vicksburg, MS
Teresa Weatherspoon	G	5-8	155	22	Louisiana Tech University	Pineland, TX
Beverly Williams	G	5-8	145	23	University of Texas	Austin, TX
Rhonda Windham	G	5-5	125	22	University of Southern California	Bronx, NY

HEAD COACH: Linda Sharp, University of Southern California

ASSISTANT COACH: Colleen Riley, Fullerton College

MANAGER: Dana Craft, Southwest Texas State University

ATHLETIC TRAINER: Sally Nogle, Michigan State University

1987 USA RESULTS (4-1)

USA	95	Poland	60
USA	97	Finland	56
Yugoslavia	93	USA	89 (OT)
USA	84	China	83
USA	67	Canada	59

1987 WORLD UNIVERSITY GAMES STANDINGS

1. Yugoslavia (5-1)	10. Sweden (4-1)
2. Soviet Union (4-2)	11. Finland (2-3)
3. China (4-1)	12. Australia (2-3)
4. Bulgaria (3-2)	13. Cuba (3-2)
5. United States (4-1)	14. Hungary (1-4)
6. Canada (3-2)	15. Japan (3-3)
7. Czechoslovakia (4-1)	16. Poland (3-3)
8. P. R. of Korea (3-3)	17. South Korea (2-4)
9. Spain (2-3)	18. Great Britain (2-4)

1987 USA WOMEN'S WORLD UNIVERSITY GAMES CUMULATIVE STATISTICS

	G	FGM-FGA	PCT	3PM-3PA	PCT	FTM-FTA	PCT	REB/AVG	PTS/AVG	AST	STL
Monica Lamb	5	24- 44	.545	0- 0	.---	9- 15	.600	23/ 4.6	57/ 11.4	1	11
Chana Perry	5	22- 45	.489	0- 0	.---	13- 22	.591	18/ 3.6	57/ 11.4	0	14
Bridgette Gordon	5	21- 42	.500	0- 0	.---	8- 10	.800	15/ 3.0	50/ 10.0	2	9
Tracey Hall	5	21- 37	.568	0- 0	.---	6- 8	.750	20/ 4.0	48/ 9.6	0	17
Terri Mann	5	21- 31	.677	0- 0	.---	4- 11	.364	25/ 5.0	46/ 9.2	2	15
Alisa Scott	5	17- 38	.447	2- 3	.667	7- 12	.583	19/ 3.8	43/ 8.6	3	21
Teresa Weatherspoon	5	19- 35	.543	2- 5	.400	3- 3	1.000	12/ 2.4	43/ 8.6	12	21
Lisa O'Connor	5	11- 37	.297	0- 0	.---	16- 17	.941	12/ 2.4	38/ 7.6	3	4
Beverly Williams	5	12- 35	.343	0- 0	.---	3- 4	.750	4/ 0.8	27/ 5.4	2	8
Rhonda Windham	5	6- 18	.333	0- 1	.000	3- 4	.750	4/ 0.8	15/ 3.0	9	6
Karon Howell	4	3- 7	.429	2- 2	1.000	0- 0	.---	2/ 0.5	8/ 2.0	0	2
Vickie Orr	Injured										
USA TOTALS	5	177-369	.480	6- 11	.545	72-106	.679	154/30.8	432/ 86.4	34	128
*OPP. TOTALS	5	92-190	.484	10- 28	.357	77-103	.748	62/15.5	351/ 70.2	24	68

***NOTE:** The cumulative statistics for the USA opponents reflects only four games for everything but points scored. Poland's half of the box score from the USA-Poland game is not available.



1987 USA WOMEN'S WORLD UNIVERSITY GAMES TEAM

Kneeling (L-R): Sally Nogle, athletic trainer; Alisa Scott; Beverly Williams; Rhonda Windham; Teresa Weatherspoon; Karon Howell; Bridgette Gordon; Colleen Riley, assistant coach.

Standing (L-R): Dana Craft, manager; Tracey Hall; Vickie Orr; Monica Lamb; Chana Perry; Lisa O'Connor; Terri Mann; Linda Sharp, head coach.

THIRTEENTH WORLD UNIVERSITY GAMES -- 1985

Kobe, Japan

July 24 - August 4, 1985

University of Iowa's head mentor C. Vivian Stringer was assigned the task of directing the 1985 USA World University Games team. The team traveled to Kobe, Japan, looking to win the USA's third gold medal in World University Games action, but despite a strong showing, the U.S. team finished with the silver medal and a 5-1 record.

The USA romped through its pool play, winning its first three games by an average margin of 31.3 points a game. Sending the People's Republic of Korea down to defeat, 108-81, Katrina McClain poured in 38 points (15-20 FGs, 8-11 FTs) and grabbed 13 rebounds for the Americans. One day later, the U.S. behind 16 points from McClain, 12 from Andrea Lloyd and 11 points from Kamie Ethridge, knocked off eventual bronze medalist Yugoslavia 77-51. Great Britain managed to score just 13 points in the second half and the U.S. rolled to a 77-36 win as McClain again paced the U.S. scoring with 16 points, while Jennifer Gillom and Cindy Brown added 12 and 11 points, respectively. Led by Cindy Brown's 14 points and 13 points from Alisa Scott, five USA players scored in double digits as the

U.S. recorded an 83-78 win over China to remain undefeated.

Having little trouble with Canada in the semifinals, the USA beat its neighbor to the north 85-61 as Rhonda Mikes tallied a team high 15 points, while Brown, Cheryl Cook, Gillom and McClain each accounted for 12 additional points.

Matching talents in the gold medal contest against also unbeaten Soviet Union, the USA battled but lost a tough decision, 87-81. The Americans, who trailed by as many as 18 points in the second half before mounting a comeback that fell short, were led by Gillom's 18 points, McClain added 15 and Brown finished with 14 points. Outrebounding the Soviet Union 30-23, the U.S. made 44.4 percent (28-69 FGs) of its shots from the floor, while the Soviets hit 54.7 percent (29-53 FGs) of its shots.

The team was led offensively by future Olympian McClain who finished averaging team highs of 17.3 ppg., 7.7 rpg. and 1.8 blocked shots a game, while Gillom averaged 12.8 ppg., and Brown posted averages of 11.0 ppg. and 5.8 rpg.

1985 WOMEN'S WORLD UNIVERSITY GAMES ROSTER

NAME	POS	HGT	WGT	AGE	SCHOOL	HOMETOWN
Cindy Brown	F	6-1	150	20	Long Beach State University	Portland, OR
Cheryl Cook	G	5-9	152	22	University of Cincinnati	Indianapolis, IN
Kristen Cummings	F	6-2	160	22	Long Beach State University	San Diego, CA
Kamie Ethridge	G	5-5	125	21	University of Texas	Lubbock, TX
Jennifer Gillom	C	6-3	175	21	University of Mississippi	Abbeville, MS
Jennie Hall	G	5-9	140	24	Rutgers University	Norristown, PA
Andrea Lloyd	F	6-2	162	20	University of Texas	Moscow, ID
Katrina McClain	F	6-1	178	20	University of Georgia	Charleston, SC
Rhonda Mikes	G	5-7	135	20	Northwest Mississippi J. C.	Chattanooga, TN
Chana Perry	C	6-4	185	18	Northeast Louisiana University	Los Angeles, CA
Alisa Scott	G	5-9	145	20	University of Mississippi	Vicksburg, MS
Tresa Spaulding	C	6-7	185	21	Brigham Young University	Merridian, ID

HEAD COACH: C. Vivian Stringer, University of Iowa

ASSISTANT COACH: Sylvia Hatchell, Francis Marion College

MANAGER: Dana Craft, Southwest Texas State University

TEAM PHYSICIAN: Myron Gananian, Palo Alto, California

ATHLETIC TRAINER: Kathy Friend, Boulder, Colorado

1985 USA RESULTS (5-1)

USA	108	P. R. of Korea	81
USA	77	Yugoslavia	51
USA	77	Great Britain	36
USA	83	China	78
USA	85	Canada	61
USSR	87	USA	81

1985 WORLD UNIVERSITY GAMES STANDINGS

1. Soviet Union (6-0)
2. United States (5-1)
3. Yugoslavia (4-2)
4. Canada (3-3)
5. China (4-2)
6. Japan (3-3)
7. P. R. of Korea (2-4)
8. Australia (1-5)
9. Great Britain (1-4)
10. Hong Kong (0-5)

1985 USA WOMEN'S WORLD UNIVERSITY GAMES CUMULATIVE STATISTICS

	G	FGM-FGA	PCT	3PM-3PA	PCT	FTM-FTA	PCT	REB/AVG	PTS/AVG	AST	BLK	STL
Katrina McClain	6	41- 65	.631	0- 0	.---	22- 42	.524	46/ 7.7	104/ 17.3	4	11	7
Jennifer Gillom	6	33- 63	.524	0- 0	.---	11- 17	.647	22/ 3.7	77/ 12.8	3	5	7
Cindy Brown	6	28- 49	.571	0- 0	.---	10- 19	.526	35/ 5.8	66/ 11.0	3	8	15
Rhonda Mikes	6	25- 44	.568	1- 1	1.000	3- 6	.500	3/ 0.5	54/ 9.0	5	0	4
Cheryl Cook	6	20- 49	.408	0- 1	.000	6- 7	.857	16/ 2.7	46/ 7.7	16	0	10
Alisa Scott	6	19- 29	.655	0- 0	.---	4- 7	.571	10/ 1.7	42/ 7.0	8	1	9
Chana Perry	6	14- 32	.438	0- 0	.---	10- 14	.714	22/ 3.7	38/ 6.3	3	1	2
Andrea Lloyd	6	16- 35	.457	0- 0	.---	4- 4	1.000	14/ 2.3	36/ 6.0	4	0	9
Kamie Ethridge	6	9- 27	.333	0- 1	.000	11- 16	.688	5/ 0.8	29/ 4.8	30	0	13
Kristen Cummings	5	2- 8	.250	0- 0	.---	5- 7	.714	10/ 2.0	9/ 1.8	5	1	0
Jennie Hall	4	2- 4	.500	0- 0	.---	1- 2	.500	1/ 0.3	5/ 1.3	0	0	2
Tresa Spaulding	5	2- 8	.250	0- 0	.---	1- 3	.333	6/ 1.2	5/ 1.0	1	2	4
USA TOTALS	6	211-413	.511	1- 3	.333	88-144	.611	190/31.7	511/ 85.2	82	29	82
OPP. TOTALS	6	139-325	.428	19- 67	.283	97-132	.735	112/18.7	394/ 65.7	73	20	47



1985 USA WOMEN'S WORLD UNIVERSITY GAMES TEAM

Front Row (L-R): C. Vivian Stringer, head coach; Jennie Hall; Rhonda Mikes; Cheryl Cook; Alisa Scott; Kamie Ethridge; Sylvia Hatchell, assistant coach; Kathy Friend, athletic trainer.

Back Row (L-R): Katrina McClain; Kristen Cummings; Chana Perry; Tresa Spaulding; Jennifer Gillom; Andrea Lloyd; Cindy Brown; Dana Craft, manager.

Not Pictured: Myron Gananian, team physician.

TWELFTH WORLD UNIVERSITY GAMES -- 1983

Edmonton, Canada

July 1-11, 1983

For just the second time in five World University Games competitions, the USA women claimed gold at the World University Games.

The 1983 U.S. World University Games team, under the direction of Jill Hutchinson of Illinois State, ventured to Edmonton, Canada, armed with a balanced attack. The USA squad returned home with a 5-1 record and the gold medal, the first World University Games gold medal for the USA women since 1979.

Boasting of a potent offense that averaged 89.0 points a game, and one that featured four players averaging double figures in scoring, the '83 USA team was led by Joyce Walker (LSU), 13.8 ppg., Deborah Temple Lee (Delta State), 13.5 ppg., Mary Ostrowski (Tennessee), 12.0 ppg., and Carol Menken-Schautd (Oregon State), 11.0 ppg.

Opening against an overmatch team from Hong Kong, the U.S. stormed to a 134-23 victory. Hong Kong shot just 16.2 (11-68) from the field, and was outrebounded by the USA by a whopping 75-13 margin. Walker led the U.S. scoring effort with 26 points and Lori Scott added 22 more. France proved more

competitive, but the U.S., behind 15 points from Annette Smith, rolled to a 74-58 victory. Germany fell to the Americans 86-71 as Walker and Menken-Schautd scored 16 and 15 points each.

Standing 3-0, the U.S. suffered a major upset, falling to Romania, 85-71. With its medal hopes alive only as long as the U.S. won its remaining games, the American team bounced back and squeezed past highly regarded Yugoslavia, 86-85, as Menken-Schautd scored 25 points and Ostrowski added 16 points and eight rebounds to pace the United States.

The victory over Yugoslavia advanced the Americans to the gold medal game, where they faced Romania for the second time. In front of a sold-out crowd reported to number 8,700, the Americans dominated play in the second half and rallied to overcome the Romanians, 83-61. Trailing 42-36 at halftime, the U.S. outscored Romania 47-19 in the second half and cruised to the 83-61 victory and the gold medal. The U.S. was led to its win by Deborah Temple Lee's 24 points and eight rebounds, and by Shelia Collins' 13 points on five-of-six shooting from the field.

1983 WOMEN'S WORLD UNIVERSITY GAMES ROSTER

NAME	POS	HGT	WGT	AGE	SCHOOL	HOMETOWN
Cathy Boswell	F	5-11	170	20	Illinois State University	Joliet, IL
Shelia Collins	G	5-9	154	20	University of Tennessee	Colbert, GA
Lea Henry	G	5-4	115	21	University of Tennessee	Damascus, GA
Trudi Lacey	F	5-10	136	24	North Carolina State University	Clifton, Forge, VA
Monica Lamb	C	6-5	175	18	University of Houston	Houston, TX
Deborah Temple Lee	G	5-10	148	21	Delta State University	Clarksdale, MS
Carol Menken-Schautd	C	6-5	175	25	Oregon State University	Jefferson, OR
Mary Ostrowski	F	6-2	160	21	University of Tennessee	Parkersburg, WV
Lori Scott	F	5-10	148	21	Louisiana Tech University	Jackson, MS
Annette Smith	F	5-11	148	20	University of Texas	Bay City, TX
Tresa Spaulding	C	6-7	176	18	Brigham Young University	Meridian, ID
Joyce Walker	G	5-9	143	21	Louisiana State University	Seattle, WA

HEAD COACH: Jill Hutchinson, Illinois State University

ASSISTANT COACH: Sylvia Rhyne-Hatchell, Francis Marion College

MANAGER: Barbara Gill, Johnson County Community College

ATHLETIC TRAINER: Donna Cooper, University of Georgia

1983 USA RESULTS (5-1)

USA	134	Hong Kong	23
USA	74	France	58
USA	86	F. R. Germany	71
Romania	85	USA	71
USA	86	Yugoslavia	85
USA	83	Romania	61

1983 WORLD UNIVERSITY GAMES STANDINGS

1. United states (5-1)
2. Romania (6-1)
3. Yugoslavia (6-1)
4. China (3-4)
5. F. R. of Germany (4-3)
6. Canada (4-3)
7. Spain (2-5)
8. France (1-6)
9. Japan (2-5)
10. Great Britain (2-3)
11. Hong Kong (0-4)

1983 USA WOMEN'S WORLD UNIVERSITY GAMES CUMULATIVE STATISTICS

	G	FGM-FGA	PCT	FTM-FTA	PCT	REB/AVG	PTS/AVG	AST	STL
Joyce Walker	6	36- 51	.706	11- 15	.733	13/ 2.2	83/ 13.8	8	8
Deborah Temple Lee	6	33- 66	.500	15- 21	.714	30/ 5.0	81/ 13.5	2	9
Mary Ostrowski	6	30- 51	.588	12- 16	.750	38/ 6.3	72/ 12.0	8	2
C. Menken-Schautd	6	23- 35	.657	20- 39	.513	36/ 6.0	66/ 11.0	8	4
Annette Smith	6	19- 38	.500	17- 27	.630	16/ 2.7	55/ 9.2	4	7
Shelia Collins	6	21- 42	.500	4- 6	.667	12/ 2.0	46/ 7.7	4	6
Lea Henry	6	15- 37	.405	2- 4	.500	10/ 1.7	32/ 5.3	17	12
Cathy Boswell	6	12- 28	.429	4- 5	.800	21/ 3.5	28/ 4.7	7	6
Lori Scott	6	11- 15	.733	6- 7	.857	14/ 2.3	28/ 4.7	3	2
Monica Lamb	6	9- 19	.474	1- 3	.333	11/ 1.8	19/ 3.2	0	0
Trudi Lacey	6	5- 20	.250	4- 4	1.000	9/ 1.5	14/ 2.3	8	2
Tresa Spaulding	6	3- 7	.429	4- 4	1.000	12/ 2.0	10/ 1.7	0	0
USA TOTALS	6	217-409	.531	100-151	.662	222/37.0	534/ 89.0	69	58
*OPP. TOTALS	6	122-322	.379	44- 77	.571	124/24.8	383/ 63.8	45	38

***NOTE:** The assists and steals totals for the USA players are for five games, the first USA-Bulgaria game box score is not available. Also, the cumulative statistics for the USA opponents reflects only five games totals for everything but points scored.



1983 USA WOMEN'S WORLD UNIVERSITY GAMES TEAM

Kneeling (L-R): Sylvia Rhyne-Hatchell, assistant coach; Deborah Temple Lee; Joyce Walker; Lea Henry; Shelia Collins; Trudi Lacey; Jill Hutchinson, head coach.

Standing (L-R): Donna Cooper, athletic trainer; Lori Scott; Annette Smith; Monica Lamb; Cathy Boswell; Barbara Gill, manager.

ELEVENTH WORLD UNIVERSITY GAMES -- 1981

Bucharest, Romania

July 15-29, 1981

With the USA's capturing of its first World University Games gold medal in two years prior, 1981 USA head coach Kay Yow and the rest of her American team traveled to Bucharest, Bulgaria, optimistic of making it two in a row. The U.S. team, however, would finish with the silver medal and a 6-1 record.

The U.S., began the 1981 Games with an easy 68-49 opening round win over Finland in a game that saw 5'10" LaTaunya Pollard score 24 points. Despite trailing 37-36 at halftime, the U.S. rallied to claim a 76-74 victory over China in a game that went down to the wire. UCLA 6'1" standout Denise Curry came to the aid of the U.S. squad, scoring 26 points, while Anne Donovan and Trudi Lacey added 15 and 12 points, respectively.

Behind 6'8", 1980 U.S. Olympian Donovan's 22 points and 18 more from Pollard, the U.S. defeated Poland 75-63 to improve its record to an unblemished 3-0. Next meeting Czechoslovakia, Curry exploded for 30 points and the United States outscored its opponents 44-27 in the second half to claim an impressive 86-67 victory. Canada led the U.S. at half 39-38, and the two squads battled evenly for much of their game, but

eventually the U.S. eked out 79-76 win, as Curry scored 22 and Pollard added 19 to aid the U.S. to the victory.

Facing host Romania and in need of a win to advance to the gold medal game, the U.S. led by a single point at the intermission, 34-33. Outscoring Romania 41-31 in the second stanza, the U.S. captured a 75-64 win and Carol Menken led the U.S. offense with 23 points.

Meeting the also undefeated Soviet Union women in the gold medal game, the Soviets took control early, led 55-39 at the half and sailed on to record the 98-79 victory and the gold. Pollard, Donovan and Curry paced the U.S. scoring attack with 13, 12 and 10 points, respectively.

The Americans were led in scoring by Curry's 18.3 ppg., while Pollard contributed 15.1 ppg., and Donovan added 11.4 ppg. and a team high 6.7 rpg. Curry finished the competition ranked as the Games' eighth leading scorer, while Pollard ranked 18th.

1981 WOMEN'S WORLD UNIVERSITY GAMES ROSTER

NAME	POS	HGT	WGT	AGE	SCHOOL	HOMETOWN
Denise Curry	F	6-1	167	23	University of California-Los Angeles	Davis, CA
Anne Donovan	C	6-8	168	21	Old Dominion University	Ridgewood, NJ
Sheila Foster	F	6-1	170	21	University of South Carolina	Spartanburg, SC
Corinne Gulas	G	5-7	121	20	Penn State University	Indiana, PA
Lea Henry	G	5-5	124	19	University of Tennessee	Damascus, GA
Trudi Lacey	F	5-10	140	22	North Carolina State University	Clifton Forge, VA
Carol Menken	C	6-5	175	21	Oregon State University	Jefferson, OR
Mary Ostrowski	F	6-2	165	19	University of Tennessee	Parkersburg, WV
LaTaunya Pollard	G	5-10	135	21	Long Beach State University	East Chicago, IL
Valerie Still	F	6-1	158	19	University of Kentucky	Kansas City, MO
Lisa Van Goor	C	6-3	165	20	University of Colorado	Yankton, SD
Valerie Walker	F	6-1	155	20	Cheyney State College	Atlantic City, NJ

HEAD COACH: Kay Yow, North Carolina State University

ASSISTANT COACH: Lorene Ramsey, Illinois Central College

MANAGER: Phyllis Holmes, Greenville College

ATHLETIC TRAINER: Yvonne Thies, MacMurray College

1981 USA RESULTS (6-1)

USA	68	Finland	49
USA	76	China	74
USA	75	Poland	63
USA	86	Czechoslovakia	67
USA	79	Canada	76
USA	75	Romania	64
USSR	98	USA	79

1981 WORLD UNIVERSITY GAMES STANDINGS

1. Soviet Union (8-0)
2. United States (6-1)
3. Romainia (6-2)
4. China (4-4)
5. Hungary (5-3)
6. Canada (5-3)
7. Czechoslovakia (3-5)
8. Yugoslavia (2-6)

1981 USA WOMEN'S WORLD UNIVERSITY GAMES CUMULATIVE STATISTICS

NAME	G	FGM-FGA	PCT	FTM-FTA	PCT	REB/AVG	PTS/AVG
Denise Curry	7	57-102	.559	14-		8/ 1.1	128/ 18.3
LaTaunya Pollard	7	45-107	.421	16-		14/ 2.0	106/ 15.1
Anne Donovan	7	34- 62	.548	12-		47/ 6.7	80/ 11.4
Carol Menken	7	25- 57	.439	23-		28/ 4.0	73/ 10.4
Trudi Lacey	7	18- 37	.486	9-		39/ 5.6	45/ 6.4
Lea Henry	7	17- 39	.436	2-		8/ 1.1	36/ 5.1
Sheila Foster	7	8- 25	.320	9-		10/ 1.4	25/ 3.6
Valerie Walker	7	12- 29	.414	1-		11/ 1.6	25/ 3.6
Corinne Gulas	7	4- 11	.364	0-		9/ 1.3	8/ 1.1
Mary Ostrowski	7	2- 12	.167	3-		9/ 1.3	7/ 1.0
Valerie Still	7	2- 6	.333	1-		3/ 0.4	5/ 0.7
Lisa Van Goor	3	0- 3	.000	0-		3/ 1.0	0/ 0.0
USA TOTALS	7	224-490	.457	90-		189/ 27.0	538/ 76.9
OPP. TOTALS	7						491/ 70.1



1981 USA WOMEN'S WORLD UNIVERSITY GAMES TEAM

Kneeling (L-R): Trudi Lacey; Mary Ostrowski; Phyllis Holmes, manager; Kay Yow, head coach; Lorene Ramsey, assistant coach; Yvonne Thies, athletic trainer; LaTaunya Pollard; Lea Henry.

Standing (L-R): Corinne Gulas; Valerie Walker; Valerie Still; Carol Menken; Anne Donovan; Lisa Van Goor; Denise Curry; Sheila Foster.

TENTH WORLD UNIVERSITY GAMES -- 1979

*Mexico City, Mexico
September 2-13, 1979*

In 1979, USA head coach Fran Garmon of Delta State (MS) and her USA team journeyed to Mexico City, Mexico, looking to capture the USA women's first World University Games gold medal. Finally, after consecutive silver medal finishes in 1977 and 1973, the Americans won the gold, and in the process defeated the Soviet Union women for the first time in a major international competition since 1957.

The Americans jumped on Costa Rica right from the start and sailed to a 132-34 win as Lynette Woodard scored 27 points. Facing a strong Canadian team that had earlier defeated the U.S. squad at a pre-World University Games tournament, the U.S. women received a 24 point effort from Tara Heiss and 22 points from Carol Blazejowski en route to a 92-78 victory.

Host Mexico proved little concern for the U.S. as Woodard and Heiss each tossed in 18 points in the 78-52 win. Cuba loomed next for the Americans, and having suffered a 91-86 loss to the Cubans earlier that summer at the Pan American Games, the U.S. women wanted revenge. Behind the play of Blazejowski, the U.S. took command early, led comfortably 52-27 at half, and cruised from there to a 105-74 victory. Blazejowski finished with 28 points to lead the USA.

Playing its fifth game in as many days, the USA faced the

Soviet Union in a "must" game if the gold was to be realized. The U.S. trailed the Soviets 47-46 at half, but rallied in the second half to capture an 83-81 win. Five U.S. players scored in double figures, but it was 6'3" Heidi Wayment's offensive rebound and put-back with 44 seconds remaining that gave the U.S. an 81-79 lead. Heiss, who finished with a team high 20 points, added a pair of free throws with nine seconds remaining in the game to give the U.S. an 83-79 lead and ice the win.

A second game with Canada proved a difficult task for the weary U.S. squad. Trailing at half 40-31, the Americans out-gunned the Canadians 37-20 in the second half and captured the 68-60 victory as Blazejowski scored 19 points.

Again facing Cuba, this time in the gold medal game, Heiss scored 16 first-half points to lead the U.S. to a 41-34 halftime advantage. When Heiss fell into foul trouble in the second half, Blazejowski and Woodard stepped forward and scored 11 second-half points each to help lead the U.S. to a 73-60 victory and its first World University Games gold medal.

The USA's offense was led by the trio of Blazejowski, 18.4 ppg., Heiss, 16.7 ppg., and Woodard, 12.7 ppg. The team averaged 90.1 ppg., while giving up only 62.0 ppg., and finished with a perfect 7-0 record.

1979 USA WOMEN'S WORLD UNIVERSITY GAMES ROSTER

NAME	POS	HGT	WGT	AGE	SCHOOL	HOMETOWN
Genia Beasley	C	6-2	155	21	North Carolina State University	Benson, NC
Carol Blazejowski	F	5-10	150	22	Montclair State College	Fairview, NJ
Carol Chason	G	5-7	127	21	Valdosta State College	Bainbridge, GA
Debbie Groover	C	6-0	165	20	North Carolina State University	Canton, GA
Tara Heiss	G	5-6	132	22	University of Maryland	Bethesda, MD
Debra Miller	F	5-11	153	19	Boston University	Manhattan, NY
Cindy Noble	C	5-11	153	20	University of Tennessee	Clarksburg, OH
June Olkowski	F	6-0	165	18	St. Maria Goretti High School	Philadelphia, PA
Ginger Rouse	F	5-11	148	19	North Carolina State University	Fairfax, VA
Angela Turner	G	5-8	135	19	Shady Grove High School	Saline, LA
Heidi Wayment	C	6-3	170	23	Biola University	La Mirada, CA
Lynette Woodard	F	5-11	155	20	University of Kansas	Wichita, KS

HEAD COACH: Frances Garmon, Delta State College

ASSISTANT COACH: Kay Yow, North Carolina State University

MANAGER: Lea Plarski, St. Louis Community College at Florissant Valley

ATHLETIC TRAINER: Kim Green, University of Washington

1979 USA RESULTS (7-0)

USA	132	Costa Rica	34
USA	92	Canada	78
USA	78	Mexico	52
USA	105	Cuba	74
USA	83	USSR	81
USA	68	Canada	60
USA	73	Cuba	60

1979 WORLD UNIVERSITY GAMES STANDINGS

1. United States (7-0)
2. Cuba (5-3)
3. Canada (4-30)
4. Bulgaria (5-3)
5. Soviet Union (5-2)
6. Poland (5-2)
7. Yugoslavia (2-5)
8. Mexico (1-6)

1979 USA WOMEN'S WORLD UNIVERSITY GAMES CUMULATIVE STATISTICS

	G	FGM-FGA PCT	FTM-FTA PCT	REB/AVG	PF	PTS/AVG
Carol Blazejowski	7	49-	31-		17	129/ 18.4
Tara Heiss	7	47-	23-		17	117/ 16.7
Lynette Woodard	7	42-	15-		16	99/ 14.1
Debbie Groover	7	22-	7-		13	51/ 7.3
Cindy Noble	7	15-	19-		19	49/ 7.0
Debra Miller	7	18-	8-		12	44/ 6.3
Angela Turner	6	14-	8-		5	36/ 6.0
Carol Chason	4	8-	3-		1	19/ 4.8
June Olkowski	7	13-	4-		10	30/ 4.3
Heidi Wayment	7	14-	2-		14	30/ 4.3
Genia Beasley	5	5-	5-		4	15/ 3.0
Ginger Rouse	4	6-	0-		5	12/ 3.0
USA TOTALS	7	253-	125-		133	631/ 90.1
OPP. TOTALS	7	159-	121-		153	439/ 62.7



1979 USA WOMEN'S WORLD UNIVERSITY GAMES TEAM

Kneeling (L-R): Lea Plarski, manager; Kim Green, athletic trainer; Angela Turner; Tara Heiss; Carol Chason; Debra Miller; Frances Garmon, head coach.

Standing (L-R): Kay Yow, assistant coach; Ginger Rouse; Carol Blazejowski; Debbie Groover; Genia Beasley; Cindy Noble; Heidi Wayment; Lynette Woodard; June Olkowski.

NINTH WORLD UNIVERSITY GAMES -- 1977

**Sofia, Bulgaria
August 17-31, 1977**

Playing in its second World University Games, the USA, under the direction of Lucille Kyvallos of Queens College (N.Y.), traveled to Sofia, Bulgaria with the hopes of dethroning the Soviet Union and capturing the USA women's first World University Games gold medal. The Americans did not win the gold, however, they did continue to improve and in the process finished 6-2 and in possession of the silver medal.

The Americans won their first four games rather easily. Opening the preliminary round against the Federal Republic of Germany, the USA women handed West Germany a 96-60 defeat as 5'10" Carol Blazejowski led the way with 23 points and Ann Meyers tossed in 12. The following day Gail Marquis scored 17 points and added 11 rebounds to lead the Americans to a 103-51 pounding of Mexico, as five U.S. players scored in double digits and all 12 players scored.

The U.S. sprinted over China, 89-55 as Blazejowski made 12 of 20 field goals and finished with a game best 29 points and Charlotte Lewis added 13 points and a team best nine rebounds. The U.S. closed out its pool play undefeated, recording a 76-66 victory over Hungary. Blazejowski spirited the U.S. offensive attack with 31 points (11-22 FGs, 9-13 FTs) and 15 rebounds, while Marquis added 16 points.

Opening the medal qualification round with a 76-73 win over Romania, the U.S. squared off against the Soviet Union next and, despite 25 points from Ann Meyers and 15 from Blazejowski, fell 104-78. The U.S. trailed 41-34 at halftime, but was outscored 63-44 in the second stanza. The U.S. shot just 37.3 percent (28-75) from the floor and was outrebounded 60-35 by the Soviets.

Regrouping to defeat host Bulgaria in a closely contested affair, 87-84, the U.S. again challenged the Soviet Union, but this time the gold medal was on the line. Once again, the Soviet Union women were too strong for the Americans. Taking control early and leading comfortably 66-42 at half, the Soviets went on to record a 107-90 win. Blazejowski paced the U.S. with 28 points.

Blazejowski finished the competition as the overall leading scorer with 164 points and a 20.5 ppg. average. Host Bulgaria finished the tournament on a high note by defeating Cuba 60-49 to capture the bronze medal.

1977 WOMEN'S WORLD UNIVERSITY GAMES ROSTER

NAME	POS	HGT	WGT	AGE	SCHOOL	HOMETOWN
Sybil Blalock	G	5-5	120	25	University of Tennessee	Sevierville, TN
Carol Blazejowski	F	5-10	150	20	Montclair State College	Fairview, NJ
Pat Charity	F	5-11		18	Western Michigan University	Kentwood, MI
Rita Easterling	G	5-5	134	22	Mississippi College-Women	Morton, MS
Althea Gwyn	C	6-3	180	21	Queens College	Amityville, NY
Monica Havelka	F	6-1			Long Beach State University	Lomita, CA
Charlotte Lewis	C	6-2	180	21	Illinois State University	Peoria, IL
Gail Marquis	C/F	5-11	165	22	Queens College	St. Albans, NY
Brenda Martin	F	6-0		20	California State University, Fullerton	San Mateo, CA
Ann Meyers	G	5-9	135	22	University of California-Los Angeles	La Habra, CA
Laurie Miller	F	6-0		21	Kansas State University	Smithville, MO
Patricia Roberts	F	6-1	150	22	University of Tennessee	Monroe, GA

HEAD COACH: Lucille Kyvallos, Queens College

ASSISTANT COACH: Dixie Woodall, Oral Roberts College

MANAGER: Michelle Blatt, Queens College

1977 USA RESULTS (6-2)

USA	96	F. R. Germany	60
USA	103	Mexico	51
USA	89	China	55
USA	76	Hungary	66
USA	76	Romania	73
USSR	104	USA	78
USA	87	Bulgaria	84
USSR	107	USA	90

1977 WORLD UNIVERSITY GAMES STANDINGS

1. Soviet Union (7-0)	9. Poland (4-3)
2. United states (6-2)	10. Italy (4-3)
3. Bulgaria (5-2)	11. Czechoslovakia (6-1)
4. Cuba (4-3)	12. Hungary (3-4)
5. China (5-3)	13. F. R. of Germany (4-4)
6. Canada (3-4)	14. Japan (1-6)
7. Romania (3-4)	15. France (1-6)
8. Yugoslavia (3-4)	16. Denmark (1-6)

1977 USA WOMEN'S WORLD UNIVERSITY GAMES CUMULATIVE STATISTICS

	G	FGM-FGA	PCT	FTM-FTA	PCT	REB/AVG	PTS/AVG	AST
Carol Blazejowski	5	39- 71	.549	30- 40	.750	28/ 5.6	108/ 21.6	11
Ann Meyers	5	25- 53	.472	20- 25	.800	19/ 3.8	70/ 14.0	7
Gail Marquis	5	23- 42	.548	14- 23	.609	35/ 7.0	60/ 12.0	3
Charlotte Lewis	5	16- 40	.400	5- 9	.556	46/ 9.2	37/ 7.4	3
Sybil Blalock	5	16- 28	.571	1- 3	.333	6/ 1.2	33/ 6.6	10
Althea Gwyn	5	8- 20	.400	10- 21	.476	25/ 5.0	26/ 5.2	0
Rita Easterling	5	12- 24	.500	1- 4	.250	7/ 1.4	25/ 5.0	3
Laurie Miller	5	9- 26	.346	3- 8	.275	12/ 2.4	21/ 4.2	1
Patricia Roberts	5	8- 17	.471	5- 10	.500	10/ 2.0	21/ 4.2	2
Brenda Martin	5	8- 19	.421	3- 4	.750	11/ 2.2	19/ 3.8	2
Pat Charity	5	7- 22	.318	4- 7	.571	15/ 3.0	18/ 3.6	1
Monica Havelka	5	1- 5	.200	2- 2	1.000	4/ 0.8	4/ 0.8	1
USA TOTALS	8	172-367	.469	98-156	.628	218/43.6	695/ 86.9	42
OPP. TOTALS	8	133-341	.390	70-112	.625	163/32.6	600/ 75.0	31

NOTE: Box scores are missing for the USA's games against Romania, Bulgaria and the second Soviet Union game. Therefore, the above individual cumulative statistical totals are five game totals and do not include statistics from the missing games. The USA and opponent team cumulative statistics also reflect five game totals for everything but points scored which reflects the eight game totals.



1977 USA WOMEN'S WORLD UNIVERSITY GAMES TEAM

Kneeling (L-R): Laurie Miller; Gail Marquis; Ann Meyers; Pat Charity; Rita Easterling; Brenda Martin; Michelle Blatt, manager.
Standing (L-R): Lucille Kyvallos, head coach; Sybil Blalock; Carol Blazejowski; Patricia Roberts; Althea Gwyn; Monica Havelka; Charlotte Lewis; Dixie Woodall, assistant coach.

EIGHTH WORLD UNIVERSITY GAMES -- 1973

Moscow, Soviet Union

August 16-24, 1973

The 1973 World University Games were of historic significance because for the first time the USA women competed in basketball. The USA team, coached by Jill Upton of Mississippi College for Women, showed it would be a country to contend with in future World University Games basketball competitions, as the U.S. finished 5-3 and in possession of the silver medal.

The Americans had their work cut out right from the start. While Moscow was host to the 1973 Games, the USA was placed in the same Preliminary Round group as the powerful Soviet Union. Opening against women's basketball world power Soviet Union, the U.S. suffered a lopsided 92-43 defeat. In need of wins in its final two preliminary games if it was to advance to the medal round, the

U.S. regrouped to capture a 54-43 win over France, then closed out its preliminary pool play with a 2-1 record after slipping past a determined Mexico 52-47.

Moving on to the medal qualification round, the U.S. started in the hole as its first-round loss to the Soviets carried over, leaving the USA team with no room for another loss if a medal was to be earned.

The U.S. responded strongly, defeating Bulgaria 57-50, then downed Romania, 54-47, to advance on to the medal final round. Entering the semifinals with a 4-2 mark, the U.S. locked horns with a 6-0 Cuba team to see who would advance to the gold medal game. The two squads battled evenly in the semifinal contest and in the end it was the U.S. who had persevered to record a narrow 59-55 victory.

Meeting an undefeated 7-0 USSR squad in the gold medal game, the Soviets again proved to be too much as the U.S. suffered an 82-44 loss. South Korea claimed the bronze medal after bettering Cuba 48-45.

1973 USA WOMEN'S WORLD UNIVERSITY GAMES ROSTER

NAME	POS	HGT	WGT	AGE	SCHOOL	HOMETOWN
Janice Beach	G	5-6	130	20	Wayland Baptist College	Altus, OK
Julienne Brazinski	G	5-6	175	20	John F. Kennedy College	Roselle Park, NJ
Phyllis Cupp	C	6-1	160		Western Michigan University	Mendon, MI
Nancy Dunkle	G	6-2	155	21	California State University, Fullerton	La Habra, CA
Dorothy Easterwood	F	5-9	130		Mississippi College-Women	Starksville, MS
Pat Head	F	5-10	145	21	University of Tennessee-Martin	Seymour, TN
Marcia Mann	F	5-6	160		University of North Carolina	
Brenda Moeller	C	5-10	150		Wayland Baptist College	Indianola, IA
Cherri Rapp	F	5-11	140	23	Wayland Baptist College	Estelline, TX
Theresa Shank	C	6-1	145	21	Immaculata College	Springfield, PA
Marilyn Smith	G	5-8	135		Parsons College	
Barbara Wischmeier	C	6-3	160		John F. Kennedy College	

HEAD COACH: Jill Upton, Mississippi College-Women

ASSISTANT COACH: Billie Jean Moore, California State University, Fullerton

MANAGER: Jeanne Rowlands, Northeastern University

1973 USA RESULTS (5-3)

USSR	92	USA	43
USA	54	France	43
USA	52	Mexico	47
*USSR	92	USA	43
USA	57	Bulgaria	50
USA	54	Romania	47
USA	59	Cuba	55
USSR	82	USA	44

1973 WORLD UNIVERSITY GAMES STANDINGS

1. Soviet Union (8-0)	9. Czechoslovakia (6-2)
2. United States (5-3)	10. Canada (5-3)
3. South Korea (5-3)	11. Yugoslavia (4-4)
4. Cuba (6-2)	12. France (3-5)
5. Bulgaria (4-4)	13. Mexico (3-5)
6. Romania (8-5)	14. Denmark (2-6)
7. Hungary (5-3)	15. Lebanon (1-7)
8. Poland (3-5)	15. Iran (0-8)

**Results from preliminary carried over into the finals qualifying round.*

1973 USA WOMEN'S WORLD UNIVERSITY GAMES CUMULATIVE STATISTICS

1973 USA Women's World University Games individual cumulative statistics are not available

	G	FGM-FGA	PCT	FTM-FTA	PCT	PTS/AVG
USA TOTALS	7					363/ 51.9
OPP. TOTALS	7					336/ 48.0

NOTE: Although the USA was credited with a final 5-3 record, the team actually played only seven games. The USA's preliminary round 92-43 loss to the Soviet Union was also counted in the final qualifying round standings.



1973 USA WOMEN'S WORLD UNIVERSITY GAMES TEAM

Kneeling (L-R): Cherri Rapp; Brenda Moeller; Dorothy Easterwood; Juliene Brazinski; Janice Beach; Marilyn Smith; Pat Head.

Standing (L-R): Jeanne Rowlands, manager; Marsha Mann; Barbara Wischmeier; Nancy Dunkle; Teresa Shank; Phyllis Cupp; Jill Upton, head coach; Billie Jean Moore, assistant coach.

WOMEN'S WORLD UNIVERSITY GAMES SUMMARY OF FINISHES

(Since the U.S. began participating in 1973)

	GOLD	SILVER	BRONZE
United States	6	6	1
Soviet Union	4	1	0
China	2	1	1
Australia	1	0	1
Italy	1	1	0
Spain	1	1	0
Yugoslavia	1	0	2
Cuba	0	3	0
Romania	0	1	1
Russia	0	1	2
Serbia & Montenegro	0	1	0
Canada	0	0	2
Czech Republic	0	0	2
Bulgaria	0	0	1
Japan	0	0	1
Poland	0	0	1
South Korea	0	0	1

WOMEN'S WORLD UNIVERSITY GAMES YEAR-BY-YEAR FINAL STANDINGS

1973	1977	1979	1981	1983	1985	1987	1989	1991	1993	1995	1997	1999	2001	2003	2005	2007
1. URS	URS	USA	URS	USA	URS	YUG	Not	USA	CHN	ITA	USA	ESP	USA	CHN	USA	AUS
2. USA	USA	CUB	USA	ROM	USA	URS	Held	ESP	CUB	USA	CUB	USA	CHN	ITA	SCG	RUS
3. KOR	BUL	CAN	ROM	YUG	YUG	CHN		CAN	USA	JPN	CZE	RUS	CZE	RUS	AUS	POL
4. CUB	CUB	BUL	CHN	CHN	CAN	BUL		CHN	LTU	RUS	ITA	UKR	LTU	TPE	RUS	CZE
5. BUL	CHN	URS	HUN	FRG	CHN	USA		URS	GER	YUG	RUS	LTU	RUS	SCG	TPE	TPE
6. ROM	CAN	POL	CAN	CAN	JPN	CAN		CZK	RUS	CZK	LAT	TPE	CAN	*USA	GER	#USA
7. HUN	ROM	YUG	CZK	ESP	PRK	CZK		HUN	UKR	CAN	POR	CAN	BRA	CZE	POL	CAN
8. POL	YUG	MEX	YUG	FRA	AUS	PRK		ROM	JPN	KOR	SWE	POR	NED	IRL	TUR	TUR
9. CZK	POL			JPN	GBR	ESP		SWE	KAZ	CHN	CAN	CHN	SWE	SLO	CZE	SRB
10. CAN	ITA			GBR	HKG	SWE		GER	SWE	POR	BRA	SWE	YUG	KOR	SLO	JPN
11. YUG	CZK			HKG		FIN		TPE	ROM	UKR	CHN	CZE	TPE	FIN	CAN	CHN
12. FRA	HUN					AUS		JPN	ISR	BRA	KOR	JPN	MEX	JPN	JPN	MOZ
13. MEX	FRG					CUB		GBR	TPE	MEX	JPN	BRA	JPN	CAN	CHN	LAT
14. DEN	JPN					HUN		MEX	CAN	PER	TUR	MEX	POR	THA	SWE	THA
15. LIB	FRA					JPN		IRL	HKG	RSA	BUL	KOR	RSA	HUN	LTU	BRA
16. IRN	DEN					POL		GUM		HKG	RSA	RSA	PER	MEX	GBR	KOR
17.						KOR							NGR		IRL	
18.						GBR									LIB	
19.															THA	
20.															RSA	

*The United States was represented at the 2003 World University Games by a Big 12 Conference All-Star Team.

#The United States was represented at the 2007 World University Games by the University of North Carolina-Charlotte.

LEGEND: AUS-Australia; BUL-Bulgaria; CAN-Canada; BRA-Brazil; CHN-China; CUB-Cuba; CZK-Czechoslovakia; CZE-Czech Republic; DEN-Denmark; ESP-Spain; FIN-Finland; FRA-France; FRG-Federal Republic of Germany/West Germany; GER-Germany; GBR-Great Britain; GUM-Guam; HKG-Hong Kong; HUN-Hungary; IRL-Ireland; IRN-Iran; ISR-Israel; ITA-Italy; JPN-Japan; KAZ-Kazakhstan; KOR-South Korea; LAT-Latvia; LIB-Lebanon; LTU-Lithuania; MEX-Mexico; MOZ-Mozambique; NED-Netherlands; NGR-Nigeria; PER-Peru; POL-Poland; POR-Portugal; PRK-People Republic of Korea; ROM-Romania; RSA-Republic of South Africa; RUS-Russia; SCG-Serbia & Montenegro; SLO-Slovenia; SRB-Serbia; SWE-Sweden; THA-Thailand; TPE-Taiwan; TUR-Turkey; UKR-Ukraine; URS-Soviet Union; USA-United States of America; YUG-Yugoslavia.

USA WOMEN'S WORLD UNIVERSITY GAMES HEAD COACHES

YEAR	SITE	USA HEAD COACH	FINAL RECORD / MEDAL
2005	Izmir, Turkey	Kathy Delaney-Smith, Harvard University	7-0 / Gold Medal
2001	Beijing, China	Debbie Ryan, University of Virginia	7-1 / Gold Medal
1999	Palma de Mallorca, Spain	Rene Portland, Penn State University	4-2 / Silver Medal
1997	Marsala, Sicily, Italy	Jim Foster, Vanderbilt University	6-0 / Gold Medal
1995	Fukuoka, Japan	Sylvia Hatchell, University of North Carolina	6-1 / Silver Medal
1993	Buffalo, New York	Joan Bonvicini, University of Arizona	6-2 / Bronze Medal
1991	Sheffield, England	Tara VanDerveer, Stanford University	8-0 / Gold Medal
1987	Zagreb, Yugoslavia	Linda Sharp, University of Southern California	4-1 / 5th place
1985	Kobe, Japan	C. Vivian Stringer, University of Iowa	5-1 / Silver Medal
1983	Edmonton, Canada	Jill Hutchinson, Illinois State University	5-1 / Gold Medal
1981	Bucharest, Romania	Kay Yow, North Carolina State University	6-1 / Silver Medal
1979	Mexico City, Mexico	Frances Garmon, Delta State College	7-0 / Gold Medal
1977	Sofia, Bulgaria	Lucille Kyvallos, Queens College	6-2 / Silver Medal
1973	Moscow, Soviet Union	Jill Upton, Mississippi College-Women	5-3 / Silver Medal

USA WOMEN'S WORLD UNIVERSITY GAMES ASSISTANT COACHES/MANAGERS

NAME	YEAR	AFFILIATION
Jane Albright	1993	Northern Illinois University
Ed Baldwin	1997	University of North Carolina at Charlotte
*Michelle Blatt	1977	Queens College
*Dana Craft	1987, 1985	Southwest Texas State University
Charlene Curtis	1991	Temple University
Nancy Darsch	1991	Ohio State University
*Barbara Gill	1983	Johnson County Community College
Vince Goo	1993	University of Hawaii
Clemette Haskins	1995	University of Dayton
Sylvia Hatchell	1985, 1983	Francis Marion College
Bonnie Henrickson	1999	Virginia Tech
*Phyllis Holmes	1981	Greenville College
Kay James	1995	University of Southern Mississippi
Britt King	1999	Fresno State University
Jim Lewis	1995	George Mason University
Billie Jean Moore	1973	California State University - Fullerton
Dianne Nolan	1993	Fairfield University
Deb Patterson	1997	Kansas State University
*Lea Plarski	1979	St. Louis Community College - Florissant Valley
Lorene Ramsey	1981	Illinois Central College
Colleen Riley	1987	Fullerton College
*Jeanne Rowlands	1973	Northeastern University
*Nancy Wilson	1991	University of South Carolina
Dixie Woodall	1977	Oral Roberts College
Kay Yow	1979	North Carolina State University

*Official position was Manager

USA'S WOMEN'S ALL-TIME WORLD UNIVERSITY GAMES RESULTS

(Won 82, Lost 15)

Brazil (1-0)		Hong Kong (1-0)		Serbia & Montenegro (1-0)
82- 62 2001		134- 23 1983		79- 53 2005
Bulgaria (2-0)		Hungary (2-0)		South Africa (3-0)
87- 84 1977		104- 89 1991		92- 22 2005
57- 50 1973		76- 66 1977		134- 37 2001
Canada (6-1)		Ireland (1-0)		140- 32 1999
67- 68 2001		116- 38 1991		South Korea (2-0)
87- 69 1991		Israel (1-0)		88- 50 1997
67- 59 1987		98- 67 1993		108- 58 1995
85- 61 1985		Italy (0-1)		Soviet Union (2-7)
79- 76 1981		65- 73 1995		106- 80 1991
68- 60 1979		Japan (4-0)		81- 87 1985
92- 78 1979		106- 66 2001		79- 98 1981
China (9-1)		108- 64 1995		83- 81 1979
107- 54 2005		88- 67 1993		90-107 1977
87- 69 2001		125- 38 1991		78-104 1977
89- 78 2001		Latvia (1-0)		44- 82 1973
107- 89 1999		103- 30 1997		*43- 92 1973
73- 75 1993		Lithuania (3-0)		*43- 92 1973
79- 76 1991		70- 49 2001		Spain (1-1)
84- 83 1987		82- 67 1999		48- 57 1999
83- 78 1985		83- 73 1993		88- 62 1991
76- 74 1983		Mexico (4-0)		Taiwan (2-0)
89- 55 1977		100- 78 1995		109- 57 2005
Costa Rica (1-0)		78- 52 1979		84- 73 1993
132- 34 1979		103- 51 1977		Turkey (1-0)
Cuba (4-1)		52- 47 1973		110- 32 1997
100- 82 1997		People's Rep. of Korea (1-0)		Ukraine (2-1)
80- 88 1993		108- 81 1985		70- 81 1999
73- 60 1979		Poland (3-0)		93- 54 1995
105- 74 1979		89- 63 2005		77- 44 1993
59- 55 1973		95- 60 1987		Yugoslavia (3-1)
Czechoslovakia (1-0)		75- 63 1981		76- 58 1995
86- 67 1981		Romania (5-1)		89- 93* 1987
Czech Republic (2-0)		135- 53 1991		77- 51 1985
88- 64 2005		83- 61 1983		86- 85 1983
84- 56 1997		71- 85 1983		
Finland (2-0)		75- 64 1981		
97- 56 1987		76- 73 1977		
68- 49 1981		54- 47 1973		
France (2-0)		Russia (6-0)		
74- 58 1983		118- 67 2005		
54- 43 1973		79- 68 2001		
F. R. of Germany (2-0)		87- 79 1999		
86- 71 1983		78- 70 1997		
96- 60 1977		101- 74 1995		
Great Britain (1-0)		72- 55 1993		
77- 36 1985				

*Overtime

The USA's 1973 preliminary round 92-43 loss to the Soviet Union was also counted in the finals qualification round standings.

USA WOMEN'S ALL-TIME WORLD UNIVERSITY GAMES ROSTER

Chantelle Anderson	2001	A	Vanderbilt	Adrienne Goodson	1993	Old Dominion
Seimone Augustus	2005		Louisiana State	Bridgette Gordon	1987	Tennessee
		B		Erin Grant	2005	Texas Tech
LaQuanda Barksdale	1999		North Carolina	Debbie Groover	1979	North Carolina State
Kerry Bascom	1991		Connecticut	Corinne Gulas	1981	Penn State
Janice Beach	1973		Wayland Baptist College	Althea Gwyn	1977	Queens College
Genia Beasley	1979		North Carolina State			H
Ryneldi Becenti	1993		Arizona State	Jennie Hall	1985	Rutgers
Sybil Blalock	1977		Tennessee	Tracey Hall	1987	Ohio State
Carol Blazejowski	1979, 1977		Montclair State College	LeJuana Hardmon	1993	Georgia
Ruthie Bolton	1991		Auburn	Monica Havelka	1977	Long Beach State
Karen Booker	1991		Vanderbilt	Dena Head	1991	Tennessee
Cathy Boswell	1983		Illinois State	Pat Head	1973	Tennessee-Martin
Julienne Brazinski	1973		John F. Kennedy College	Tara Heiss	1979	Maryland
Cindy Brown	1985		Long Beach State	Lea Henry	1983, 1981	Tennessee
Heidi Burge	1993		Virginia	Amy Herrig	1997	Iowa
		C		Caton Hill	2001	Oklahoma
Pat Charity	1977		Western Michigan	Yconda Hill	1993	Northern Illinois
Carol Chason	1979		Valdosta State College	Dale Hodges	1991	St. Joseph's
Rasheeda Clark	1999		Pepperdine	Kedra Holland-Corn	1997	Georgia
Katrina Colleton	1993		Maryland	Brandie Hoskins	2005	Ohio State
Shelia Collins	1983		Tennessee	Melody Howard	1995, 1993	Southwest Missouri State
Cheryl Cook	1985		Cincinnati	Karon Howell	1987	Southern California
Camille Cooper	1999		Purdue			J
Sylvia Crawley	1995		North Carolina	Shannon Johnson	1997	South Carolina / Columbus
Kristen Cummings	1985		Long Beach State			Quest
Phyllis Cupp	1973		Western Michigan	Carolyn Jones	1991	Auburn
Monique Currie	2005		Duke	Merlakia Jones	1995	Florida
Denise Curry	1981		UCLA			L
		D		Trudi Lacey	1983, 1981	North Carolina State
Helen Darling	1999		Penn State	Monica Lamb	1987, 1983	Southern California
Jessica Davenport	2005		Ohio State			Houston
Latina Davis	1995		Tennessee	Kara Lawson	2001	Tennessee
Anne Donovan	1981		Old Dominion	Deborah Temple Lee	1983	Delta State
Katie Douglas	1999		Purdue	Lisa Leslie	1991	Southern California
Megan Duffy	2005		Notre Dame	Charlotte Lewis	1977	Illinois State
Nancy Dunkle	1973		California State, Fullerton	Andrea Lloyd	1985	Texas
		E				M
Rita Easterling	1977		Mississippi College-Women	Marcia Mann	1973	North Carolina
Dorothy Easterwood	1973		Mississippi College-Women	Terri Mann	1987	Western Kentucky
Cori Enghusen	2001		Stanford	Michelle Marciniak	1995	Tennessee
Kamie Ethridge	1985		Texas	Gail Marquis	1977	Queens College
Peggy Evans	1993		Tennessee	Brenda Martin	1977	California State, Fullerton
		F		Brandi McCain	1999	Florida
Chrissy Floyd	2001		Clemson	Katrina McClain	1985	Georgia
Sheila Foster	1981		South Carolina	Suzie McConnell	1991	Penn State
Sylvia Fowles	2005		Louisiana State	Ashley McElhiney	2001	Vanderbilt
La'Keshia Frett	1997, 1995		Georgia	LaTonya McGhee	1993	Florida
		G		Carol Menken-Schautd	1983, 1981	Oregon State
Andrea Garner	1999		Penn State	Ann Meyers	1977	UCLA
Cornelia Gayden	1995		Louisiana State	Rhonda Mikes	1985	NW Mississippi J. C.
Jennifer Gillom	1985		Mississippi	Coco Miller	1999	Georgia
Linda Godby	1991		Auburn	Debra Miller	1979	Boston University
				Kelly Miller	1999	Georgia
				Laurie Miller	1977	Kansas State

USA WOMEN'S ALL-TIME WORLD UNIVERSITY GAMES ROSTER

DeLisha Milton	1997	Florida		
Brenda Moeller	1973	Wayland Baptist College		
Carisse Moody	2001	North Carolina State		
Beth Morgan	1997	Notre Dame		
Judy Mosley	1991	Hawaii		
N				
Cindy Noble	1979	Tennessee		
O				
Lisa O'Connor	1987	Georgia		
June Olkowski	1979	St. Maria Goretti H. S. (PA)		
Vickie Orr	1987	Auburn		
Mary Ostrowski	1983, 1981	Tennessee		
P				
Chana Perry	1987,	San Diego State		
	1985	Northeast Louisiana		
Tari Phillips	1993	Central Florida		
LaTaunya Pollard	1981	Long Beach State		
Cappie Pondexter	2005	Rutgers (NJ)		
Angie Potthoff	1997	Penn State		
R				
Cherri Rapp	1973	Wayland Baptist College		
Stacey Reed	1995	Kentucky		
Ruth Riley	1999	Notre Dame		
Patricia Roberts	1977	Tennessee		
Jenny Roulier	2001	Colorado		
Ginger Rouse	1979	North Carolina State		
S				
Nykesha Sales	1997	Connecticut		
Alisa Scott	1987, 1985	Mississippi		
Lori Scott	1983	Louisiana Tech		
Olympia Scott	1997	Stanford		
Theresa Shank	1973	Immaculata College		
Liz Shimek	2005	Michigan State		
Annette Smith	1983	Texas		
Brooke Smith	2005	Stanford		
Charlotte Smith	1995	North Carolina		
Christy Smith	1997	Arkansas		
Katie Smith	1995	Ohio State		
Marilyn Smith	1973	Parsons College		
Tresa Spaulding	1985, 1983	Brigham Young		
Trisha Stafford	1993	California-Berkeley		
Dawn Staley	1991	Virginia		
Kate Starbird	1997	Stanford		
Katy Steding	1991	Stanford		
Valerie Still	1981	Kentucky		
T				
Tina Thompson	1995	Southern California		
Angela Turner	1979	Shady Grove H. S. (LA)		
V				
Lisa Van Goor	1981	Colorado		
W				
Ayana Walker	1999, 2001	Louisiana Tech		
Joyce Walker	1983	Louisiana State		
Valerie Walker	1981	Cheyney State College		
Heidi Wayment	1979	Biola		
Teresa Weatherspoon	1987	Louisiana Tech		
Beverly Williams	1987	Texas		
Shaquala Williams	2001	Oregon		
Lisa Willis	2005	UCLA		
Rhonda Windham	1987	Southern California		
Barbara Wischmeier	1973	John F. Kennedy College		
Sophia Witherspoon	1993	Florida		
Kara Wolters	1997, 1995	Connecticut		
Lynette Woodard	1979	Kansas		
Shereka Wright	2001	Purdue		
Brooke Wyckoff	1999	Florida State		
Y				
Lindsey Yamasaki	2001	Stanford		

USA WOMEN'S ALL-TIME WORLD UNIVERSITY GAMES ROSTER BY COLLEGE

Arizona State

Ryneldi Becenti (1993)

Arkansas

Christy Smith (1997)

Auburn (AL)

Ruthie Bolton (1991)

Linda Godby (1991)

Carolyn Jones (1991)

Vickie Orr (1987)

Biola (CA)

Heidi Wayment (1979)

Boston University (MA)

Debra Miller (1979)

Brigham Young (UT)

Tresa Spaulding (1985, 1983)

California - Berkeley

Trisha Stafford (1993)

California State Fullerton

Nancy Dunkle (1973)

Brenda Martin (1977)

Central Florida

Tari Phillips (1993)

Cincinnati (OH)

Cheryl Cook (1985)

Cheyney State College (PA)

Valerie Walker (1981)

Clemson (SC)

Chrissy Floyd (2001)

Colorado

Jenny Roulier (2001)

Lisa Van Goor (1981)

Columbus Quest (OH)

Shannon Johnson (1997)

Connecticut

Kerry Bascom (1991)

Nykesha Sales (1997)

Kara Wolters (1997, 1995)

Delta State (MS)

Deborah Temple Lee (1983)

Duke (NC)

Monique Currie (2005)

Florida

Merlania Jones (1995)

Brandi McCain (1999)

LaTonya McGhee (1993)

DeLisha Milton (1997)

Sophia Witherspoon (1993)

Florida State

Brooke Wyckoff (1999)

Georgia

La'Keshia Frett (1997, 1995)

LeJuana Hardmon (1993)

Kedra Holland-Corn (1997)

Katrina McClain (1985)

Coco Miller (1999)

Kelly Miller (1999)

Lisa O'Connor (1987)

Hawaii

Judy Mosley (1991)

Houston

Monica Lamb (1983)

Illinois State

Cathy Boswell (1983)

Charlotte Lewis (1977)

Immaculata (PA)

Theresa Shank (1973)

Iowa

Amy Herrig (1997)

John F. Kennedy Col. (NE)

Julienne Brazinski (1973)

Barbara Wischmeier (1973) Kentucky

Stacey Reed (1995)

Valerie Still (1981)

Kansas

Lynette Woodard (1979)

Kansas State

Laurie Miller (1977)

Long Beach State (CA)

Cindy Brown (1985)

Kristen Cummings (1985)

Monica Havelka (1977)

LaTaunya Pollard (1981)

Louisiana State

Seimone Augustus (2005)

Sylvia Fowles (2005)

Cornelia Gayden (1995)

Joyce Walker (1983)

Louisiana Tech

Lori Scott (1983)

Ayana Walker (1999, 2001)

Teresa Weatherspoon (1987)

Maryland

Katrina Colleton (1993)

Tara Heiss (1979)

Michigan State

Liz Shimek (2005)

Mississippi

Jennifer Gillom (1985)

Alisa Scott (1987, 1985)

Mississippi Col.-Women

Rita Easterling (1977)

Dorothy Easterwood (1973)

Montclair State College (NJ)

Carol Blazejowski (1979, 1977)

North Carolina

LaQuanda Barksdale (1999)

Sylvia Crawley (1995)

Marcia Mann (1973)

Charlotte Smith (1995)

North Carolina State

Genia Beasley (1979)

Debbie Groover (1979)

Trudi Lacey (1983, 1981)

Carisse Moody (2001)

Ginger Rouse (1979)

Northern Illinois

Yconda Hill (1993)

Northeast Louisiana

Chana Perry (1985)

Northwest Mississippi J. C.

Rhonda Mikes (1985)

Notre Dame (IN)

Megan Duffy (2005)

Beth Morgan (1997)

Ruth Riley (1999)

Ohio State

Jessica Davenport (2005)

Tracey Hall (1987)

Brandie Hoskins (2005)

Katie Smith (1995)

Oklahoma

Caton Hill (2001)

Old Dominion (VA)

Anne Donovan (1981)

Adrienne Goodson (1993)

Oregon

Shaquala Williams (2001)

Oregon State

Carol Menken-Schaudt (1983, 1981)

Parsons College (IA)

Marilyn Smith (1973)

Penn State (PA)

Andrea Garner (1999)
Corinne Gulas (1981)
Helen Darling (1999)
Suzie McConnell (1991)
Angie Potthoff (1997)

Pepperdine (CA)

Rasheeda Clark (1999)

Purdue (IN)

Katie Douglas (1999)
Camille Cooper (1999)
Shereka Wright (2001)

Queens College (NY)

Althea Gwyn (1977)
Gail Marquis (1977)

Rutgers (NJ)

Jennie Hall (1985)
Cappie Pondexter (2005)

St. Joseph's (PA)

Dale Hodges (1991)

St. Maria Goretti H. S. (PA)

June Olkowski (1979)

San Diego State (CA)

Chana Perry (1987)

South Carolina

Sheila Foster (1981)
Shannon Johnson (1997)

Southern California

Karon Howell (1987)
Monica Lamb (1987)
Lisa Leslie (1991)
Tina Thompson (1995)
Rhonda Windham (1987)

Shady Grove H. S. (LA)

Angela Turner (1979)

Southwest Missouri State

Melody Howard (1995, 1993)

Stanford (CA)

Cori Enghusen (2001)
Olympia Scott (1997)
Brooke Smith (2005)
Kate Starbird (1997)
Katy Steding (1991)
Lindsey Yamasaki (2001)

Temple (PA)

Candice Dupree (2005)

Tennessee

Sybil Blalock (1977)
Shelia Collins (1983)
Latina Davis (1995)
Peggy Evans (1993)
Bridgette Gordon (1987)
Dena Head (1991)
Lea Henry (1983, 1981)
Kara Lawson (2001)
Michelle Marciniak (1995)
Cindy Noble (1979)
Mary Ostrowski (1983, 1981)
Patricia Roberts (1977)

Tennessee-Martin

Pat Head (1973)

Texas

Kamie Ethridge (1985)
Andrea Lloyd (1985)
Annette Smith (1983)
Beverly Williams (1987)

Texas Tech

Erin Grant (2005)

UCLA (CA)

Denise Curry (1981)
Ann Meyers (1977)
Lisa Willis (2005)

Valdosta State College (GA)

Carol Chason (1979)

Vanderbilt (TN)

Chantelle Anderson (2001)
Karen Booker (1991)
Ashley McElhiney (2001)

Virginia

Heidi Burge (1993)
Dawn Staley (1991)

Wayland Baptist College (TX)

Janice Beach (1973)
Brenda Moeller (1973)
Cherri Rapp (1973)

Western Kentucky

Terri Mann (1987)

Western Michigan

Pat Charity (1977)
Phyllis Cupp (1973)

USA INDIVIDUAL COMPETITION RECORD -- WORLD UNIVERSITY GAMES

MOST POINTS:

Carol Blazejowski	.164 (20.5)	1977
Tari Phillips	.150 (18.8)	1993
Carol Blazejowski	.129 (18.4)	1979
Denise Curry	.128 (18.3)	1981
La'Keshia Frett	.126 (18.0)	1995

*MOST REBOUNDS:

Tari Phillips	.88 (11.0)	1993
Judy Mosley	.84 (10.5)	1991
Ayana Walker	.69 (8.6)	2001
Trisha Stafford	.59 (7.4)	1993
Charlotte Smith	.55 (7.9)	1995
Dale Hodges	.55 (6.9)	1991

**Rebounds have been kept as an official statistic since the 1977 World University Games, however, are not available for 1979.*

*HIGHEST FIELD GOAL PERCENTAGE:

(Minimum of three made per game)

Sylvia Fowles	.722 (39-54)	2005
Kara Wolters	.707 (29-41)	1997
Joyce Walker	.706 (36-51)	1983
Camille Cooper	.700 (21-30)	1999
Nykesha Sales	.682 (45-66)	1997

**Field goals attempted and percentages have been kept since the 1977 World University Games, however, are not available for 1979.*

*HIGHEST 3-POINT FIELD GOAL PERCENTAGE:

(minimum of one attempt a game)

Kerry Bascom	.588 (10-17)	1991
Katy Steding	.556 (15-27)	1991
Kate Starbird	.545 (6-11)	1997
Coco Miller	.500 (3- 6)	1999
Carolyn Jones	.459 (17-37)	1991

**3-Point field goal percentages have been kept as an official statistic since the 1985 World University Games.*

*HIGHEST FREE THROW PERCENTAGE:

(minimum of one attempt a game)

Angie Potthoff	.1.000 (8- 8)	1997
Kara Lawson	.944 (17-18)	2001
Lisa O'Connor	.941 (16-17)	1987
Katie Smith	.929 (13-14)	1995
Caton Hill	.923 (12-13)	2001

**Free throw percentages have been kept as an official statistic since 1977, however, free throws attempted are not available for the 1981 and 1979 World University Games.*

*MOST ASSISTS:

Kamie Ethridge	30 (5.0)	1985
Suzie McConnell	30 (3.8)	1987
Ryneldi Becenti	29 (3.6)	1993
Cappie Pondexter	23 (3.3)	2005
Charlotte Smith	21 (3.0)	1995

**Assists have been kept as an official statistic since the 1977 World University Games, however, are not available for 1979.*

*MOST BLOCKED SHOTS:

Kara Wolters	.13 (2.2)	1997
Katrina McClain	.11 (1.8)	1985
Ayana Walker	.10 (1.3)	2001
Ayana Walker	9 (1.5)	1999
Sylvia Crawley	9 (1.3)	1995

**Block shots have been kept as an official statistic since the 1985 World University Games, however, are not available for 1987.*

*MOST STEALS:

Alisa Scott	.21 (4.2)	1987
Teresa Weatherspoon	.21 (4.2)	1987
Tracey Hall	.17 (3.4)	1987
Five with 16 each:	Seimone Augustus, 2005 (2.7); Lisa Willis, 2005 (2.3); La'Keshia Frett, 1995 (2.3); Dale Hodges, 1991 (2.0); Judy Mosley, 1991 (2.0).	

**Steals have been kept as an official statistic since the 1983 World University Games.*

USA TEAM COMPETITION RECORDS -- WORLD UNIVERSITY GAMES

MOST POINTS: 840 in 1991

MOST POINTS AVERAGED: 105.0 in 1991

MOST FGM: 317 in 1991

MOST FGA: 690 in 1991

HIGHEST FIELD GOAL PERCENTAGE: .568% in 1997

MOST 3PM: 60 in 1991

MOST 3PA: 146 in 1991

HIGHEST 3-POINT PERCENTAGE: .545% in 1987

MOST FTM: 146 in 1991

MOST FTA: 199 in 1991

HIGHEST FREE THROW PERCENTAGE: .750% in 1995

MOST REBOUNDS: 377 in 1991

HIGHEST REBOUND AVERAGE: 47.1 in 1991

MOST ASSISTS: 133 in 2005

MOST BLOCKED SHOTS: 27 in 2005

MOST STEALS: 128 in 1987

USA INDIVIDUAL GAME RECORDS -- WORLD UNIVERSITY GAMES

MOST POINTS:

40, Ruthie Bolton vs. Romania7/20/91
 38, Katrina McClain vs. P. R. Korea8/25/85
 32, Nykesha Sales vs. Cuba8/29/97
 31, Carol Blazejowski vs. Hungary8/18/77
 27, Ayana Walker vs. South Africa8/22/01
 30, Denise Curry vs. China7/21/87
 29, Carol Blazjowski vs. China8/22/77
 27, Lynette Woodard vs. Costa Rica9/04/79
 26, La'Keshia Frett vs. South Korea8/28/95
 25, five different times, last occurred was Sylvia Fowles
 vs. Russia 8/17/05

*MOST FGM:

15, Ruthie Bolton vs. Romania7/20/91
 15, Katrina McClain vs. P. R. Korea8/25/85

*MOST FGA:

22, Ruthie Bolton vs. Romania7/20/91
 22, Carol Blazejowski vs. Hungary8/18/77

*HIGHEST FIELD GOAL PERCENTAGE:

1.000 (12-12), La'Keshia Frett vs. South Korea8/28/95
 1.000 (7- 7), Kara Lawson vs. Japan8/25/01
**Field goals attempted and percentages have been kept since the 1977
 World University Games, however, are not available for 1979.*

*MOST 3PM:

5, Suzie McConnell vs. Ireland7/15/91

*MOST 3PA:

12, Melody Howard vs. Italy9/01/95

*HIGHEST 3-POINT FIELD GOAL PERCENTAGE:

1.000 (4-4), Melody Howard vs. Chinese Taipei7/09/93
**3-Point field goals have been an officials statistic since the 1985
 World University Games.*

*MOST FTM:

10, Tina Thompson vs. South Korea8/28/95
**Free throws made are not available for the 1973 World University
 Games*

*MOST FTA:

17, Carol Menken Schaudt vs. Yugoslavia7/09/83
**Free throws attempted are not available for the 1981, 1979 and 1973
 World University Games.*

*HIGHEST FREE THROW PERCENTAGE:

1.000 (8-8), Adrienne Goodson vs. Russia7/12/93
**Free throws attempted and percentages have been kept since the 1977
 World University Games, however, are not available for 1979.*

*MOST REBOUNDS:

19, Ayana Walker vs. China8/31/01
**Rebounds have been kept as an official statistic since the 1977 World
 University Games, however, are not available for 1979.*

*MOST ASSISTS:

10, Kamie Ethridge vs. Canada9/01/85
**Assists have been kept as an official statistic since the 1977 World
 University Games, however, are not available for 1979.*

*MOST BLOCKED SHOTS:

5, Kara Wolters vs. Latvia8/21/97
 5, Cindy Brown vs. Great Britain8/27/85
**Block shots have been kept as an official statistic since the 1985
 World University Games, however, are not available for 1987.*

*MOST STEALS:

9, Terri Mann vs. Canada7/16/87
**Steals have been kept as an official statistic since the 1983 World
 University Games.*

USA TEAM GAME RECORDS -- WORLD UNIVERSITY GAMES

MOST POINTS: 140 vs. South Africa, 7/6/99

MOST REBOUNDS: 75 vs. Hong Kong, 7/02/83

MOST FGM: 57 vs. Costa Rica, 9/04/79

MOST FGA: 98 vs. Japan, 7/16/91

HIGHEST FIELD GOAL PERCENTAGE:
 .696% (35-56) vs. Japan, 8/25/01

MOST 3PM: 13 vs. Japan, 8/25/01

MOST 3PA: 23 vs. Hungary, 7/17/91

HIGHEST 3-POINT PERCENTAGE:
 1.000% (1-1) vs. Canada, 7/16/87

MOST FTM: 35 vs. South Africa, 7/6/99

MOST FTA: 52 vs. South Africa, 7/6/99

HIGHEST FREE THROW PERCENTAGE:
 1.000% (12-12) vs. Poland, 8/15/05

MOST ASSISTS: 27 vs. South Africa, 8/11/05

MOST BLOCKS: 11 vs. Great Britain, 8/27/85

MOST STEALS: 52 vs. Ireland, 7/15/91

Inside

U S A Basketball

2009-2012 USA Basketball Board of Directors




Jerry Colangelo
Chair
NBA Representative
JDMD Investments,
LLC



Kim Bohuny
NBA Representative
Vice President,
Basketball Operations-
International, NBA




Teresa Edwards
Athlete Representative
1984, 1988, 1996,
2000 Olympic gold
medalist, 1992 Olympic
bronze medalist



Billy Hunter
At-Large
Representative
Executive Director,
National Basketball
Players Association



Stu Jackson
NBA Representative
Executive Vice
President, Basketball
Operations, NBA




Robert Kanaby
NFHS Representative
Executive Director,
National Federation
of High Schools



Chris Plonsky
NCAA Representative
Director Women's
Athletics / Athletics
External Services,
University of Texas



Rod Seaford
National Organizations
Representative
Former National
Chairman of the
AAU Boys Basketball



Gene Smith
NCAA Representative
Director of Athletics,
Ohio State University



Steve Smith
Athlete Representative
2000 Olympic Gold
Medalist



Kevin Weiberg
NCAA Representative
Chief Executive
Officer, NCAA/NBA
Youth Initiative



Val Ackerman
Ex Officio
USA Basketball
Past President

USA Basketball Staff



Jim Tooley
Executive Director
USA Basketball

USA Basketball
5465 Mark Dabling Boulevard
Colorado Springs, CO
80918-3842
Phone: (719) 590-4800
Fax: (719) 590-4811

www.usabasketball.com

Jim Tooley
Executive Director

Brent Baumberger
Chief Financial Officer

Carol Callan
Women's National Team Director

Sean Ford
Men's National Team Director

Craig Miller
Chief Media/Communications Officer

Caroline Williams
Director, Communications

Heather Mosher Awtrey
Assistant Director, Finance and
Administration

Ellis Dawson
Manager, Competitive Programs

B.J. Johnson
Manager, Competitive Programs

Jenny Maag
Manager, Communications

Jennifer Buczkowski
Programs Coordinator

Anna Robinson
Receptionist / Administration Assistant

Justin Moore
Intern, Communications

USA Basketball Committees

USA Basketball Standing Committees

Finance Committee

Jerry Colangelo (NBA)
Bob Kanaby (NFHS)
Gene Smith (NCAA)
Steve Smith (Athlete Representative)

Nominating & Governance Committee

To be determined in 2012 for Board
nomination process

Officials Advisory Panel

John Adams (NCAA)
Sally Bell (Previous Olympic Referee)
Joe Borgia (NBA)
Dee Kantner (WNBA)
Terry Moore (Previous Olympic Referee)
Mary Struckhoff (NCAA)

USA Basketball Men's Committees

Junior National Team Committee

(The USA Basketball Men's Junior National Team Committee selects coaches and athletes for USA Basketball college-aged competitions, which include the 2009 and 2011 FIBA U19 World Championships; the 2010 and 2012 FIBA Americas U18 Championships; the 2009 and 2011 World University Games; and the 2011 Pan American Games.)

Chair: Jim Boeheim (Syracuse)
Lorenzo Romar (Washington)
Bruce Weber (Illinois)
Roy Williams (North Carolina)
Jay Williams (Athlete Rep.)

Developmental National Team Committee

(The USA Basketball Men's Developmental National Team Committee selects coaches and athletes for USA Basketball teams competing in the 2009 and 2011 FIBA Americas U16 Championships; and the 2010 and 2012 FIBA U17 World Championships. The Men's Developmental National Team Committee also will select staff and players for the Nike Hoop Summit.)

Chair: Sean Ford (USA Basketball,
non-voting)
Ron Crawford (AAU)
Eric Flannery (NFHS)
John Olive (NFHS)
Boo Williams (AAU)
Kermit Holmes (Athlete Rep.)

USA Basketball Women's Committees

National Team Ad Hoc Committee

(The role of the USA Basketball Women's National Team Ad Hoc Committee is to review basketball matters related to the participation of the Women's National Team in the FIBA 2010 World Championship and the 2012 Olympics.)

Val Ackerman (Past President)
Renee' Brown (WNBA)
Carol Callan (USA Basketball)
Jim Tooley (USA Basketball)
Teresa Edwards (Athlete Rep.)

Junior National Team Committee

(The USA Basketball Women's Junior National Team Committee selects coaches and athletes for USA Basketball teams competing in the 2009 and 2011 FIBA U19 World Championships; the 2010 and 2012 FIBA Americas U18 Championships; the 2009 and 2011 World University Games; and the 2011 Pan American Games.)

Chair: Sue Donohoe (NCAA)
Joanne Boyle (California)
Coquese Washington (Penn State)
Connie Yori (Nebraska)
Beth Cunningham (Athlete Rep.)

Developmental National Team Committee

(The USA Basketball Women's Developmental National Team Committee selects coaches and athletes for USA Basketball teams competing in the 2009 and 2011 FIBA Americas U16 Championships; and the 2010 and 2012 FIBA U17 World Championships.)

Chair: Carol Callan (USA Basketball,
non-voting)
Jill Meerman (NFHS)
Jody Patrick (AAU)
Sue Phillips (NFHS)
Brian Robinson (AAU)
Jamie Carey (Athlete Rep.)



USA Basketball Today

Based in Colorado Springs, Colo., USA Basketball is a nonprofit organization and the national governing body for men's and women's basketball in the United States. As the recognized governing body for basketball in the United States by the International Basketball Federation (FIBA) and the United States Olympic Committee (USOC), USA Basketball is responsible for the selection, training and fielding of USA teams that compete in FIBA sponsored international basketball competitions, as well as for some national competitions.

USA Basketball is an organization made up of organizations. There are five member categories.

Professional:

- Continental Basketball Association
- National Basketball Association
- National Basketball Association Development League
- Women's National Basketball Association.

Collegiate:

- National Association of Intercollegiate Athletics
- National Collegiate Athletic Association
- National Junior College Athletic Association.

Scholastic:

- National Federation of High Schools

Youth:

- Amateur Athletic Union.

Associate:

- Athletes In Action
- Basketball Travelers
- College Commissioners Association
- Harlem Globetrotters
- International Sports Exchange
- Latin America League of Los Angeles
- National Amateur Basketball Association
- National Association of Basketball Coaches
- National Basketball Coaches Association
- National Basketball Players Association
- National Junior College Basketball Coach Association
- National Junior College Women's Coach Association
- National Pro-Am City Leagues Association
- National Wheelchair Basketball Association
- Sport Tours International
- USA Deaf Sports Federation
- United States Armed Forces
- Women's Basketball Coaches Association.

USA Basketball was organized in 1974 and known as the Amateur Basketball Association of the United States of America (ABAUSA). The name change to USA Basketball occurred Oct. 12, 1989, shortly after FIBA modified its rules to allow

Above right: David Robinson is the only American men's basketball player to play in three Olympics. The center earned gold in 1992 and 1996, and collected the bronze medal at the 1988 Olympics.

Right: It all started with the 1992 USA Basketball "Dream Team" which first rolled through the Americas Olympic Qualifying Tournament in Portland with a 6-0 record, then later in July, the U.S. squad went 8-0 to claim the Olympic gold medal.

professional basketball players to participate in international competitions. USA Basketball then admitted the NBA as an active member and made the change.

USA Basketball is governed by an 11-member Board of Directors. Jerry Colangelo, 2005-2008 USA Basketball Men's Senior National Team Managing Director and current Chairman of the NBA Phoenix Suns, serves as Chair of the USA Basketball Board of Directors for the 2009-2012 term. Also members of the Board of Directors are NBA appointees Kim Bohuny, Vice President, Basketball Operations International; Stu Jackson, Executive Vice President, Basketball Operations; NCAA appointees Chris Plonsky, University of Texas Women's Athletics Director and Senior Associate Athletic Director of Men's/Women's Athletics External Services; Eugene Smith, Director of Athletics, Ohio State University; and Kevin Weiberg, Chief Executive Officer, NCAA/NBA Youth Initiative; Scholastic Director Robert Kanaby, Executive Director, National High School Federation; At-large/ Independent Director Billy Hunter, Executive Director of the National

Basketball Players Association; National Organizations Representative Rod Seaford, AAU Charlotte Royals; and athlete representatives Teresa Edwards, a five time Olympian and four time Olympic gold medalist, and Steve Smith, Olympic (2000) and World Championship (1994) gold medalist. Serving on the Board in an ex officio capacity is past USA Basketball President Val Ackerman.

Serving since January 2001 as USA Basketball's Executive Director is Jim Tooley, who has been with USA Basketball since 1993.

Rick Stewart



During the 2005-2008 quadrennium, 707 men and women players and 147 coaches participated in USA Basketball, including the USA Basketball men's and women's Youth Development Festivals, USA Basketball trials and USA teams. USA teams competed in 31 major international events from 2005-2008 and won medals an astounding 28 times, including gold or top finishes 22 times, silver four times and bronze medals twice. All told, those teams compiled a sparkling 199-23 win-loss record for an 89.6 winning percentage.

The competitions in which USA teams regularly compete include the Olympics, FIBA World Championships, FIBA Americas Championships, Pan American Games, World University Games, U19 and U17 World Championships, and the Nike Hoop Summit.

USA Basketball also sanctions U.S. basketball team tours of foreign countries and foreign basketball team tours of the U.S., as well as oversees the certification of FIBA and USA Basketball officials and the assignment of those officials to international competitions, and the licensing of players to play professionally overseas.

A brief synopsis of the various competitions which USA Basketball teams participate in includes:

Olympic Games

Men's and women's Olympic basketball competition is held every four years (2012, 2016, etc.). The USA captured double gold at the 2008 Beijing Olympics with both the men's and women's teams compiling 8-0 records. The USA men have captured the gold in 13 of the 16 Olympics they have competed in and compiled an incredible 122-5 record. The USA women have earned the gold in six of the past seven Olympics, including four consecutive, and boast of a sterling 50-3 record. London, England, is the site of the 2012 Summer Games.

FIBA World Championships

FIBA holds World Championships at the senior level every four years (2010, 2014, etc.). Unlike the Olympics when 12 teams participate, 24 countries compete in the World Championship for Men and 16 teams participate in the World Championship for Women. The World Championship title is considered as prestigious as the Olympic title. The USA men compiled an 8-1 record to capture the bronze medal at the 2006 World Championship in Japan, and the USA women also claimed bronze in 2006 with an 8-1 record in Brazil. The next FIBA World Championships are scheduled for 2010 in Turkey for the men and in the Czech Republic for the women.



Jesse D. Garrabrant / NBAE

A four-time Olympic gold medalist, Lisa Leslie has led the United States to Olympic gold medals in 1996, 2000, 2004 and 2008, and aided the U.S. to FIBA World Championship gold medals in 1998 and 2002.

Pan American Games

Started in 1951 for men and 1955 for women, the Pan American Games are held every four years (2011, 2015, etc.) in the year preceding the Olympics. Only countries from FIBA Americas are eligible to compete. The USA men have compiled an impressive 84-13 overall record, winning eight of a possible 15 gold medals, while the USA women have won seven of 13 gold medals, including 2007, and rolled up a 72-12 record. The next Pan American Games is slated to take place in 2011 in Guadalajara, Mexico.

World University Games

The World University Games are held for men and women every two years (2009, 2011, etc.), only current university student-athletes or recent graduates are eligible. The USA men in 18 appearances have collected 13 gold, three silver and two bronze medals, and the women in 14 appearances have won six gold, six silver and one bronze medal. The 2009 World University

Games are scheduled for Belgrade, Serbia.

U19 / U18 Championships

USA Basketball also fields men's and women's national teams for players 19-years-old or younger. FIBA now holds U19 World Championships every two years (2009 for men and women). In 2007 the USA women finished 9-0 to capture gold, the USA men won the silver medal with an 8-1 mark. USA Basketball also fields teams featuring players 18-years-old or younger for FIBA Americas Zone U18 qualifying tournaments.

U17 / U16 Championships

Starting in 2010, USA Basketball will field men's and women's national teams for players 17-years-old or younger. FIBA will conduct a U17 World Championship for men and women every two years beginning in 2010. USA Basketball will also field national teams featuring players 16-years-old or younger for FIBA Americas Zone U16 qualifying tournaments starting in 2009.

Nike Hoop Summit

The Nike Hoop Summit is the country's premiere annual basketball game featuring America's top boy high school aged players taking on a World Select Team comprised of top players 19-years-old or younger from around the world. Played each April, the USA enjoys an 9-3 series lead. First contested in 1995, the 2010 Nike Hoop Summit will be played on April 10 at the Rose Garden in Portland, Oregon.

For the latest information about USA Basketball and its teams, visit USA Basketball's web site -- www.usabasketball.com