



# Bonner County

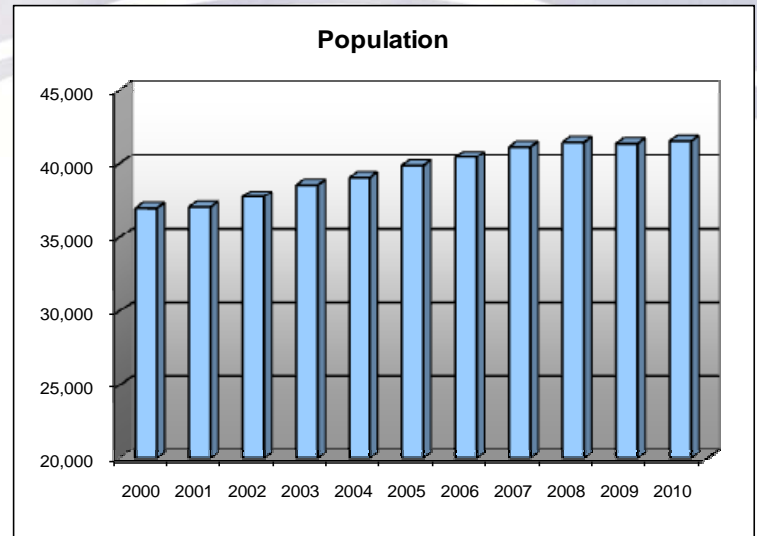
April 2011

## Work Force Trends

### Population

Bonner County has experienced rapid population growth. Its beauty, recreational opportunities and quality of life attracted thousands of new residents. From 2000 to 2010, however, the county's population grew 11 percent from 36,835 to 40,877 while Idaho's population grew 20 percent and the U.S. population grew 9.5 percent. The county also has hundreds of summer residents.

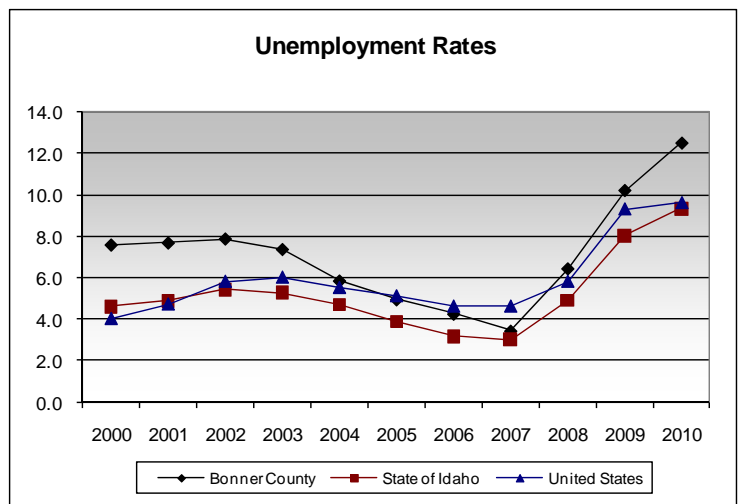
Sandpoint, the county seat, has a population of 7,365. Surrounding populations are 1,137 in Ponderay, 678 in Kootenai and 556 in Dover. The largest city west of Sandpoint, Priest River, has 1,751 residents. Clark Fork with 536 residents is the largest town to the east.



### Labor Force & Employment

Bonner County has enjoyed considerable success in diversifying and expanding its economy. Manufacturing jobs rose 27 percent from 1,486 in 2000 to 1,880 in 2010 while they fell 26 percent statewide. Contributing to the expansion were Litehouse salad dressings, Quest Aircraft, Unicep Packaging plastic applicators, Thorne Research's nutritional supplements, Cygnus machining, Diedrich's coffee-roasting machines and Encoder Products electronics. But the recession claimed nearly 450 manufacturing jobs. The county's mainstay, sawmills, have been suffering from low prices. Since 2006, the Priest River area has lost more than 650 sawmill and logging jobs.

The development of Schweitzer Mountain Resort and Sandpoint's reputation as a haven for the arts contributed to tourism growth. Schweitzer's expansions since 1990 have boosted winter employment at local



motels, restaurants and stores. But as important as the winter tourism is, the summer brings even more tourists.

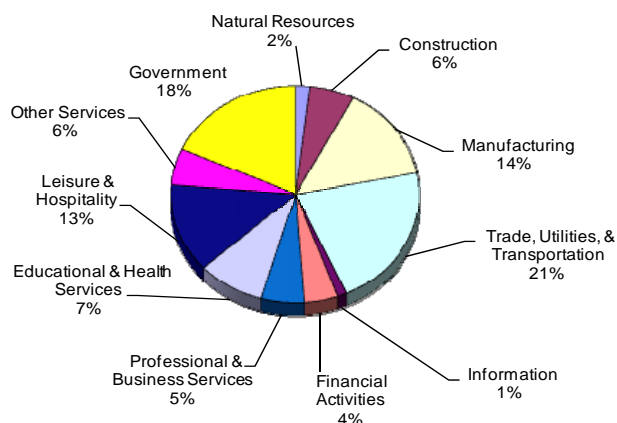
The largest private employer is Coldwater Creek, a national retailer headquartered near Sandpoint, and Panhandle State Bank, which moved its corporate headquarters to downtown Sandpoint.

The timber industry's troubles, steep drops in construction and other effects of the recession are slowing the local economy. However, the county continues to lay the foundation for strong growth in the future.

Labor Force	Mar 10	Mar 11
Civilian Labor Force	20,162	19,666
Total Employment	17,838	17,133
Unemployed	2,324	2,533
% of Labor Force Unemployed	11.5	12.9
State of Idaho % Unemployed	9.0	9.7
U.S. % Unemployed	9.7	8.8

Labor Force	2000	2001	2002	2003	2004	2005	2006	2007	2008	2009	2010
Civilian Labor Force	17,624	18,065	18,558	18,481	19,389	20,282	20,343	20,769	20,443	20,694	20,716
Unemployment	1,335	1,387	1,460	1,361	1,134	1,003	866	715	1,315	2,110	2,583
% of Labor Force Unemployed	7.6	7.7	7.9	7.4	5.8	4.9	4.3	3.4	6.4	10.2	12.5
Employment	16,288	16,678	17,098	17,120	18,255	19,279	19,477	20,055	19,128	18,584	18,133

## Nonfarm Payroll Jobs for 2010



Major Employers
Bonner General Hospital
Coldwater Creek (national retailer)
Lighthouse (manufacturer)
Panhandle State Bank
Quest Aircraft (manufacturer)
Schweitzer Mountain Resort
Unicep Packaging
Wal-Mart

Occupational Wages*	Starting Wage
Assemblers	\$9.75
Bookkeepers	\$10.50
Carpenters, Journey-level	\$18.00
Cashiers	\$8.25
Clerks, General Office	\$8.00
Clerks, Retail	\$8.75
Cooks, Restaurant	\$12.00
Janitors	\$9.00
Laborers, General	\$11.00
Millwrights	\$16.00
Nurses, Registered	\$18.50
Sawmill Workers	\$11.00
Secretaries, General	\$9.00
Truck Drivers, Heavy	\$13.50

\* Additional occupational wage data can be found on the Idaho Department of Labor website at [lmi.idaho.gov](http://lmi.idaho.gov).

## Economic Development

The Bonner County Economic Development Corp. and the Priest River Development Corp. are working to bring more jobs to the county. They can show potential employers the county's high quality of life, excellent business climate and low business costs.

The county's growing population and ever-growing number of tourists benefit many retail and service businesses. Between 2000 and 2010, the number of private sector employers in Bonner County grew 10 percent from 9,601 to 10,525.

Covered Employment & Average Annual Wages Per Job for 2000, 2009 & 2010	2000		2009		2010	
	Average Employment	Average Wages	Average Employment	Average Wages	Average Employment	Average Wages
<b>Total Covered Wages</b>	11,799	\$23,290	13,355	\$30,628	12,875	\$30,335
<b>Agriculture</b>	301	\$24,237	165	\$28,697	165	\$29,146
<b>Mining</b>	75	\$31,623	151	\$47,308	148	\$50,023
<b>Construction</b>	808	\$23,823	946	\$31,019	766	\$29,053
<b>Manufacturing</b>	1,486	\$31,430	1,977	\$35,008	1,880	\$33,858
<b>Trade, Utilities &amp; Transportation</b>	2,908	\$23,746	2,943	\$32,984	2,823	\$32,310
<b>Information</b>	183	\$27,930	162	\$36,845	159	\$40,005
<b>Financial Activities</b>	417	\$27,221	525	\$37,762	538	\$36,174
<b>Professional and Business Services</b>	597	\$23,875	724	\$40,057	739	\$40,077
<b>Educational and Health Services</b>	838	\$22,609	1,086	\$28,587	1,137	\$29,128
<b>Leisure and Hospitality</b>	1,629	\$9,998	1,843	\$13,838	1,745	\$13,594
<b>Other Services</b>	359	\$17,156	470	\$20,910	426	\$20,525
<b>Government</b>	2,197	\$26,402	2,362	\$34,003	2,350	\$34,139

Per Capita Income	2000	2001	2002	2003	2004	2005	2006	2007	2008	2009
<b>Bonner County</b>	\$20,964	\$21,886	\$21,980	\$22,804	\$24,876	\$27,157	\$29,649	\$31,108	\$31,063	\$30,536
<b>State of Idaho</b>	\$24,683	\$25,642	\$26,007	\$26,438	\$28,414	\$29,594	\$31,585	\$32,734	\$33,062	\$31,857
<b>United States</b>	\$30,318	\$31,145	\$31,461	\$32,271	\$33,881	\$35,424	\$37,698	\$39,461	\$40,674	\$39,635

Information provided by Bureau of Economic Analysis



This county is served by the office listed below:  
 Idaho Department of Labor  
 2101 W. Pine St.  
 Sandpoint, ID 83864-9399 Ph: (208) 263-7544

[labor.idaho.gov](http://labor.idaho.gov)