

A tactical diagram of a soccer field on a blue background. It features 13 numbered circles representing players, each with arrows indicating movement directions. The players are positioned as follows: 1 (Goalkeeper) in the top half; 2, 3, 4, 5, 6, 7, 8, 9, 10, 11, 12, and 13 in the bottom half. The diagram shows various offensive and defensive formations with arrows indicating the flow of the game.

# **CONCACAF 2003 Gold Cup Technical Report**



# CONCACAF 2003 Gold Cup

## Technical Report

### Table of Contents

President Warner's Message.....	1
Overall Analysis.....	3
Joy in Cuba.....	3
Central American Disappointment.....	3
Northern Team Dominate.....	3
Mixed Fortunes for the Guest Teams.....	3
Interesting Facts and Figures.....	4
Technical and Tactical Observations.....	5
The Goals.....	5
General Play.....	5
Set Plays.....	6
The Goals - Interesting Observations.....	6
Total Goals Scored.....	6
Team Analysis.....	7
Brazil.....	8-9
Canada.....	10-11
Colombia.....	12-13
Costa Rica.....	14-15
Cuba.....	16-17
El Salvador.....	18-19
Guatemala.....	20-21
Honduras.....	22-23
Jamaica.....	24-25
Martinique.....	26-27
Mexico.....	28-29
USA.....	30-31
Match Reports.....	33-40
Final Statistics.....	41-45
Referees and Referees Assistants.....	46
The Final Word.....	47

## President Jack Warner's Message



There were two significant changes to the organization of the 2003 Gold Cup, with a switch from winter to summer dates and the sharing of the tournament between US venues and Mexican venues.

While the decision to share may or may not be repeated in the near future, it is clear that the change to summer is likely to remain a constant; opening up, as it does, a greater number of possible venues, thus presenting the Gold Cup to a new and ever-widening audience.

It is good that we can do so because the Gold Cup continues to provide competitive games, ever-higher standards of play and the most intense, important competition for our national teams other than the FIFA World Cup itself.

The fact that our Confederation has now persuaded FIFA to grant us an extra half place in the finals of the 2006 World Cup in Germany (our fourth placed team playing Asia's fifth placed team for a final place) gives ever more importance to the Gold Cup and the opportunity afforded to prepare the best national team amid the highest standards.

In 2003, Mexico reached the final before 80,000 fans in Azteca and beat Brazil to capture the crown, winning back some of the pride lost in their World Cup defeat to the regional rival USA in the second round at Korea/Japan 2002.

In effect, the Gold Cup is either the first major national team event following the World Cup, as in 2003, or the last major event before a World Cup, as it will be in 2005. The threads between the two are plain to see.

Regards,

A handwritten signature in black ink, appearing to be 'J. Warner', written over a horizontal line.

Jack Warner  
President, CONCACAF



## Overall Analysis



After a five-year absence Mexico won it's fourth Gold Cup Tournament with a narrow 1-0 win over one of the two guest teams, Brazil. The Tricolores were victorious without conced-

ing a goal, a remarkable record and a sharp contrast to the 1993 championship team that scored 28 goals in it's only other triumph in the passionate confines of the Azteca Stadium.

Ironically Mexico had also beaten Brazil 1-0 in the opening game of the tournament. The World Champions, who were represented by their Olympic squad, proved to be difficult opponents but were also fortunate to get to the final. A Kaka goal seconds before the final whistle in the semi-final game in Miami and a golden goal winner from the penalty spot edged out a competitive USA team. The USA finished third after beating Costa Rica 3-2 in a well-played game in Miami that featured two US World Cup coaches Bruce Arena and Steve Sampson.

Overall it was another competitive Gold Cup tournament with 11 of the 20 matches finishing tied or decided by a one-goal margin. Goals were however the order of the day in some one-sided quarterfinal games in which three teams Costa Rica, Mexico and the USA each scored five goals. There were only two games that went in to extra time, both involving Brazil; the 2-1 semi-final win over USA and the 1-0 defeat by Mexico in the final.

### Joy In Cuba

Cuba won its first ever game in a Gold Cup tournament, 2-0 over Canada, but overall it was a disappointing tournament for teams from the Caribbean Football Union with only two wins in eight games with four goals scored and 17 conceded. This after CFU teams had given some encouraging performances in the 2002 tournament. Jamaica, with its 2-0 win over Guatemala, was the only other team to gain a victory this time around and even though the Reggae Boyz and Cuba progressed through to the quarterfinals, they both suffered heavy defeats. Jamaica journeyed to the inhospitable confines of the Azteca Stadium and lost 5-0, while Cuba suffered from a four-goal outburst by Landon Donovan in the 5-0 defeat by the USA. Martinique had been eliminated earlier in group-play without scoring a goal in

games against the USA and El Salvador but had impressed observers with their competitive play.

### Central American Disappointment

An experienced Costa Rican team suffered a surprise defeat against Canada in its opening game and had more disappointment in the semi-final and third place matches with two other defeats by North American Zone rivals Mexico and USA. It was not helped by a difficult travel schedule that had the team traveling to all three venues. A young and promising team from El Salvador again reached the quarter final stages with some encouraging performances but were eliminated in a high scoring game against "Los Ticos".

Guatemala and Honduras did not win a game but gave creditable defensive performances in their group games. Honduras can gain some satisfaction with its scoreless tie against the eventual champions, Mexico, in the Azteca Stadium in the so called "Group of Death." Overall UNCAF teams had a 3-7-2 record scoring 15 goals and conceding 20 goals.

### Northern Zone Teams Dominant

Mexico and USA were again the teams to beat in the tournament especially since Mexico fielded a much stronger team than in the 2002 tournament. It could well have been a final game between these two long standing rivals had not Brazil scored the late equalizer against Bruce Arena's squad in the semifinal in Miami. Canada started off well with the surprise 1-0 win over a strong Costa Rican team but then lost against an easier opponent Cuba to make it a disappointing tournament for Holger Osieck. Teams from the Northern Zone had a 9-2-1 record, scored 23 goals and only conceded six; helped in no small measure by the magnificent Mexican defensive record.

### Mixed Fortunes for the Guest Teams

It was a good learning experience for the young Brazilian Olympic team who lost out in two close games to Mexico in the Azteca Stadium. The situation was not helped by the fact that Brazil had to travel to Miami for games against Colombia and USA before returning to Mexico City for the final, which still went in to extra time. Colombia had their problems in the group stage with a narrow 1-0 win over Jamaica and a 1-1 tie against Guatemala. Challenging and busy times

for Francisco Maturana and his squad who, like Brazil, were also involved in the FIFA Confederations' Cup earlier in the summer.

## **Interesting Facts and Figures**

### ***Oldest and Youngest***

- Brazil fielded the youngest team in the tournament-20 years 9 months (average age)
- Guatemala fielded the oldest team in the tournament- 27 years 4 months (average age)
- Youngest player in the tournament - Diego (Brazil) 18 years 5 months
- Oldest player in the tournament - Edgar Estrada (Guatemala) 35 years 8 months

### ***Actual Playing Time***

Average after 20 games:

57 minutes, 48 seconds

World Cup 2002

54 minutes, 28 seconds (64 games)

### ***Fair Play Please!***

87 cards were issued (82-Y and 5-R ) 29 cards were issued in the last 15 minutes of games

### ***All in the Family***

Three generations of the Hasek family, including Grandfather Frank Hasek a former FIFA referee, were integral members of the stats crew at Gillette Stadium.

### ***Record Breakers***

Oswaldo Sanchez of Mexico was unbeaten in goal in 457 minutes of play, beating the previous record of 360 minutes, also held by Mexico, in the 1996 Gold Cup.

The shut out by Kasey Keller in the 5-0 USA win over Cuba broke the existing record of 32 games held by Tony Meola.

Mauricio Solis of Costa Rica set a new record for appearances with the national team, 93, after the third place match against the USA.

### ***A Busy Day***

Gillette Stadium in Foxboro was the site of an historic triple header on July 12th when a Major League Soccer game between the New England Revolution and the NY/NJ MetroStars was sandwiched in between two Gold Cup games involving Canada-Costa Rica and USA-El Salvador.

It was also a busy day for USA National Team goal keeper Adin Brown who played for his MLS team,

the New England Revolution in an exciting 3-3 tie, and then sat on the bench for the USA-El Salvador game. Another triple header was held at the same stadium on July 16th.

### ***An Early Birthday Present***

Lester More scored both the goals for Cuba in their first ever Gold Cup win over Canada on July 14th and a day later celebrated his 26th birthday.

### ***No Place Like Home***

- Mexico are unbeaten in 10 Gold Cup games in the Azteca Stadium . 8-0-2 Goals 37:2
- USA have a perfect record in group play in the USA 16-0-0 Goals 29:8
- USA goal keeper Kasey Keller had never lost a National Team game at home with a 17-0-4 record, until the overtime loss to Brazil in the semi-finals.
- All the players on the El Salvador and Cuba squads were home based.

### ***The MLS Efect***

Thirteen members of the USA squad play in Major League Soccer as do Pat Onstad (Canada) Carlos Ruiz and Freddy Garcia (Guatemala) Craig Ziadie, Tyrone Marshall and Andy Williams (Jamaica)



## Technical and Tactical Observations

All the teams in the tournament utilised the familiar 4-4-2 or 3-5-2 systems of play but there were some interesting variations. Teams were often able to adapt their system according to the state of the game or the opponent. As an example Colombia played a basic 4-4-2 in defence, 4-2-4 when it attacked, a 4-2-2-2 sometimes to defend itself and 3-3-2-2 when a striker projected himself. It was a system based on the needs of the game with the players always aware of their roles and responsibilities.

The Gold Cup winners, Mexico, utilised a 3-5-2 system in which Mendoza at the back of the defence and Pardo in front of the central defenders formed a well-coordinated base for the team. Add two wide midfielders with an excellent work rate in both attack and defence, two talented technicians in the centre of the midfield and two mobile strikers and it is easy to see why the team went unbeaten and did not concede a goal.

Finalists Brazil utilised a flexible 4-4-2 system, were solid in defence and, as was the case with Mexico, relied on some talented technicians, Diego and Kaka in the key areas of the midfield.

There was no shortage of these artists, midfield players with excellent technical skills, vision and passing ability. This, added to their work rate, made them key elements in some of the other teams that also progressed well in the tournament. There were no better examples than Walter Centeno and Wilmer Lopez of Costa Rica and Claudio Reyna of the US team.

Bruce Arena's squad also excelled in another important area of the field. In a time of packed defences teams have to use all the width of the field to stretch their opponents and to create opportunities using quality cross balls. Steve Ralston and Eddie Lewis excelled in this department and the quality of their crosses hit with swerve and pace behind defenders caused numerous goal-scoring opportunities. The USA average of 21 cross balls a game was more than double that of the other teams in the tournament with the exception of Guatemala who had a total of 40 in their two games.

Dealing with these crossballs is an important aspect of the game for goalkeepers and several were uncertain in moving off the line to deal with these types of situations. It was certainly not the case with Farid Mondragon (Colombia) and Gomes (Brazil) who both used their height to

good advantage, as did the experienced Kasey Keller (USA).

One of the most accomplished proved to be Martinique's Eddie Huerlie who made some outstanding interceptions against the dangerous US team. Huerlie also impressed with his foot skills in dealing with pass backs, which was also the case with the Mexican Oswaldo Sanchez and Alvaro Mesen in his only appearance for Costa Rica against the USA. More examples of the expanding role of the goalkeeper in acting more as an outfield player in the modern game.

## The Goals

Fifty goals were scored in the 20 games for an average of 2.50 goals per game figures that compare closely to World Cup 2002 in which 161 goals were scored in 64 games for an average of 2.52.

Interesting to note that nearly 40% of the total goals (19) were scored in the four quarter final games (an average of 4.75 goals per game). 31 goals were scored in the remaining 16 games (an average of 1.94 goals per game). 16 shutouts were recorded in the 20 games with the Mexican goalkeeper Oswaldo Sanchez and his defenders not giving up a goal in 457 minutes of tournament play a new Gold Cup record. It surpassed the previous record, also held by Mexico, of 360 minutes in the 1996 Gold Cup tournament. Overall three teams, USA, Costa Rica and Mexico scored more than 60 % of the total goals (31). The 50 goals came from 483 goal attempts which is significantly better than the 2002 tournament when only 39 goals came from a total of 678 goal attempts.

## General Play

Thirty-three goals came from open play with 13 coming through combined play and actions in the central areas of the field, 16 the result of flank play, and four coming through solo actions.

In an era of packed defences the quality of the through ball is essential in creating goal scoring opportunities and is dependent not only on the timing of the pass but also the run of the attacking player. It was well illustrated by Landon Donovan's slide rule pass and the clinical finishing of Bobby Convey in the winner against Costa Rica in the third place match. The Parks-Bryce, Molina-Patino and McBride-Lewis combinations also resulted in some well taken goals by Costa Rica, Colombia and USA respectively in group play.

The USA were very impressive in terms of their

flank play with 8/13 goals the result of 106 quality cross balls mainly from midfielders Eddie Lewis and Steve Ralston. Credit also has to be given to the finishing of Brian McBride and Landon Donovan usually on the end of many crosses. McBride was especially effective in the air scoring 2/3 goals with headers from crosses by Ralston. Overall the USA scored 5/13 goals from headers. The Mexican striker Jared Borgetti was also very effective in the air scoring 2/3 goals from headers. Overall the nine headed goals in the tournament were the result of 67 headed attempts at goal from a total of 476 cross balls.

Four goals were the result of a solo effort with no better example than the second goal by the Brazilian midfield striker Kaka in the quarter final game against Colombia - a superb individual run from the half way line culminating in a well placed shot past Farid Mondragon. Juan Pablo Rodriguez also scored a well-taken goal with his fine individual effort for Mexico in the convincing 5-0 win over Jamaica also in the quarterfinals.

Opportunism is an important quality for attacking players. Six goals were the result of players recovering the ball after the goalkeeper had half saved it with an excellent example in the Brazil-USA semi-final game. The dramatic equalizer seconds from the final whistle by the Brazilian Kaka came after the first shot had been blocked by the excellent Kasey Keller. Kaka was in the right position at the right time to recover the loose ball. El Salvador's winner against Martinique was another important goal scored in a similar manner. In contrast the only goal in Canada's game against Costa Rica came when Paul Stalteri recovered the ball after a Costa Rican defender had misplayed it.

One feature of the 2003 tournament was the quality of the goals scored from a volley shot and there were some outstanding examples. Who can forget the well-placed kick by the Brazilian Diego against Honduras, the stunning strike by Walter Centeno in the Costa Rica - Cuba game or the "golazo" by Earnie Stewart in the third place match between the USA and Costa Rica. All superb goals that would grace any tournament in the world.

## Set Plays

Seventeen goals came from standard situations (set plays) with seven the result of penalty kicks, six from free kicks and four from corner kicks. A

contrast to the 2002 tournament when only eight goals came from set plays and no goals were the result of corner kicks.

The 2003 figures, 34% of the total goals compare favourably with those from World Cup 2002 when 28 % of the total goals came from standard situations. Testimony to the organisation of teams in attacking situations although it was still disappointing to see a Brazilian team not taking better advantage of 25 free kicks in the attacking third of the field or 44 corner kicks.

Only two of the six free kick goals came from a direct shot on goal highlighted by the superb 35-yard strike by Alfredo Pacheco of El Salvador in the game against Costa Rica. The Mexican Rafael Garcia provided the other good example with his well-placed shot against Jamaica. Overall the eight penalty kicks resulted in seven goals with Brazil providing most of the drama. Kaka had a kick brilliantly saved by Victor Coello in the game against Honduras while Diego scored the dramatic winner in extra time against the USA. There was also some controversy in the Jamaica-Guatemala game when the Guatemalan goalkeeper Edgar Estrada was adjudged to have moved forward before Andrew Williams had kicked the ball. The kick was retaken and Williams scored on the second attempt.

Interesting to note that the USA scored both its goals in the game against Martinique following controlled possessions of eight and ten passes following throw ins in their own half of the field.

## The Goals - Interesting Observations

11 goals were scored inside the goal area (22%) (World Cup 2002 24.2%)

12 goals were scored between the goal area and the penalty spot (24%) (World Cup 2002 37.3%)

11 goals were scored between the penalty spot and the edge of the penalty area (22%) (World Cup 2002 14.9%)

9 goals were scored outside the penalty area (18%) (World Cup 2002 15.5%)

7 goals were scored from penalty kicks (14%) (World Cup 2002 8.1%)

## Total Goals Scored

Forwards 28 goals 56% (World Cup 2002 54.7%)

Midfielders 16 goals 32% (World Cup 2002 32.9%)

Defenders 6 goals 12% (World Cup 2002 10.6%)

Own goals 0 goals 0% (World Cup 2002 1.9%)



**2003  
CONCACAF  
Gold Cup  
Team Analysis**

## 2003 CONCACAF Gold Cup

# Brazil



Brazil was making it's third appearance as a guest team in the CONCACAF Gold Cup one of the few trophies in world football they have yet to win. This time around Brazil sent their Olympic team under the direction of former National Team defender, Ricardo Gomes but the squad still contained several players who had played for the full national team.

Heurelho da Silva Gomes started in goal in all five games and proved to be a formidable barrier to opponents because of his agility and anticipation. In front of him Luisao and Alex combined well and impressed with their aerial play and anticipation although sometimes their lack of pace caused problems. On the right side of the back four Maicon showed good attacking flair, was a good two way player and scored the opening goal against Honduras. Adriano was equally effective down the left flank and impressed with his passing ability.

In midfield Julio Baptista played in front of the two central defenders and was a good ball winner. Kaka played in a more advanced role in the centre of the midfield and had an outstanding tournament with his skill, creativity and vision. The magnificent individual run that resulted in the goal against Colombia was one of the best in the tournament. Diego was also outstanding on the right side of midfield because of his technical skills and work rate and also scored a fine goal with his volley against Honduras. Paulo Almeida played on the opposite side of the field and was more defensively inclined.

Up front Ewerthon, Robinho and Nilmar were all extremely talented strikers but their finishing could have been better and none scored a goal in the tournament. Overall Brazil only scored six goals from 88 goal attempts with no goals resulting from 25 free kicks in the attacking third of the field.

It was a good learning experience for the youngest team in the tournament with both defeats by the host country in the altitude and difficult playing conditions of Mexico City. The team was fortunate to edge out a strong USA team with the late equaliser and overtime goal but was less fortunate in having the most difficult travel schedule of any of the teams in the tournament. It could have been a factor in the overtime loss in the final game.

### Playing System

Flexible 4-4-2 with Kaka playing behind the strikers.

### Strengths

- Individual skills of several players
- Well organised defence (4 goals against in 5 games)
- Possession play in midfield
- Aerial play in defence
- Ball recovery
- Goal keeping

### Weaknesses

- Finishing (6 goals from 88 goal attempts)
- Quality of final pass
- Limited flank play (41 cross ball in 5 games)
- Tendency to hold on to the ball too long at times

### Outstanding players

- (8) Kaka - Outstanding mid-field striker. Leading scorer on team with three goals
- (10) Diego - Skilful mid-field playmaker
- (2) Maicon - Full-back, likes to get forward in attack
- (1) Gomes - Goalkeeper with shot stopping skills and good anticipation

### Average age of team

20 years, 9 months

### Oldest player

Luisao: 22 years, 5 months

### Youngest player

Diego: 18 years, 5 months



# Brazil

*Technical Director/Director Técnico:*

Carlos Alberto Parreira

*Coach/Técnicos:*

Ricardo Gomes Raymundo

*Assistant Coach/Asistente Técnico:*

Cristovao Borges dos Santos

*Goalkeeper Coach/Entrenador de Porteros:*

Wendell Lucena Ramalho

<u>No.</u>	<u>Name/Nombre</u>	<u>Pos.</u>	<u>Dob/Fdn</u>	<u>Club</u>
1	Heurelho da Silva Gomes (GOMES)	GK	15.02.1981	Cruzeiro
2	Maicon Douglas Sisenado (MAICON)	DF	26.07.1981	Cruzeiro
3	Anderson Luis da Silva (LUISAO)	DF	13.02.1981	Cruzeiro
4	Alex Rodrigo Dias da Costa (ALEX)	DF	17.06.1982	Santos FC
5	Adriano Correa Clara (ADRIANO)	DF	26.10.1984	Coritiba
6	Paulo Almeida Santos (PAULO ALMEIDA)	MD	17.06.1982	Santos FC
7	Júlio César Baptista (JÚLIO BAPTISTA)	MD	01.10.1984	Sao Paulo
8	Ricardo Izecson dos Santos Leite (KAKÁ)	AT	22.04.1982	Sao Paulo
9	Ewerthon Henrique de Souza (EWERTHON)	AT	10.06.1981	Borussia/GER
10	Diego Ribas da Cunha (DIEGO)	MD	28.02.1985	Santos FC
11	Robson de Souza (ROBINHO)	MD	25.01.1984	Santos FC
12	Alexandre Negri (NEGRI)	GK	27.03.1981	Ponte Preta
13	Dyego Rocha Coelho (COELHO)	DF	22.02.1983	Corinthians
14	André Luiz Bahia S. Viana (ANDRÉ BAHIA)	DF	24.11.1983	Flamengo
15	Nilmar Honorato da Silva (NILMAR)	AT	14.07.1984	Internacional
16	Nadson Rodrigues de Souza (NADSON)	AT	30.01.1982	EC Vitoria
17	Carlos Alberto Gomes de Jesus (CARLOS ALBERTO)	MD	11.12.1984	Fluminense
18	Thiago Motta (THIAGO MOTTA)	MD	28.08.1982	Barcelona FC/ESP

## Alternates/Reservas

Diego Cavalieri (DIEGO)	GK	01.12.1982	Palmeiras
Eduardo Luis Abonizio de Souza (EDU DRACENA)	DF	18.05.1981	Cruzeiro
Fabríco de Souza (FABRÍCO)	MD	05.07.1982	Corinthians
Marcio Miranda Rocha da Silva (MARCINHO)	MD	20.03.1981	Sao Caetano
Michel Garbini Pereira (MICHEL)	DF	09.06.1981	Atletico Mineiro
Paulo Antonio de Oliveira (PAULINHO)	MD	20.04.1981	Atletico Mineiro
Vagner Silva de Souza (VAGNER)	AT	11.06.1984	Palmeiras

## 2003 CONCACAF Gold Cup

# Canada



Canadian coach Holger Osieck was hoping for another fine tournament for his squad that had impressed as champions in 2000 and had gained a creditable third place last year. Early indications were not good however with the team suffering from a lack of competitive games and the absence of several key players through injury and unavailability. Preparation had also been less than ideal, just one week, due to the fact that 14 out of the 18 players were based with European clubs and many were in their off season.

Lars Hirschfeld, the top goalkeeper in the 2002 Gold Cup, returned between the posts, played well against Costa Rica and could not be faulted with the goals conceded against Cuba. In front of him Osieck opted for a 4-4-2 formation this time around with captain Jason DeVos and Paul Fenwick experienced figures in the centre of the defence. Both impressed with their aerial ability but had their problems against fast mobile attackers, as did Chris Pozniak and especially Richard Hastings in the full back positions.

In midfield the experienced Nick Dasovic was hard working and competitive but his partner in the centre of the midfield Daniel Imhof was less effective. Martin Nash and Maycoll Canizalez usually operated in the wide midfield positions. Up front, Paul Stalteri, who scored the only goal of the game in the surprise win over Costa Rica was the most effective attacker and impressed with not only his technical skills but also his competitive play. Defender Kevin McKenna again operated as a target player in attack. Strong in the air he

was sometimes let down by his technical ability and mobility and missed several good chances in the game against Cuba.

Overall Canada performed well defensively especially in the encouraging opening win over a strong Costa Rican team. The midfield proved to be the weak link in the team especially in attack with limited build up and flank play. These factors combined with some poor finishing against Cuba when the team had 17 goal attempts but no goals resulted in the early elimination. There were still some encouraging signs with the performances of three of the youngest members of the squad Iain Hume, Atiba Hutchinson and Maycoll Canizalez.

### Playing System

4-4-2 with zonal marking in defence.(10)  
McKenna acted as the target player in attack with (7) Stalteri in a supporting role.

### Strengths

Team organisation in defence  
Competitive attitude  
Defending at set plays

### Weaknesses

Quality of flank play and cross balls  
Midfield play  
Lacked width in attack at times  
Fitness of some players

### Outstanding Players

(7) Stalteri- striker with technical skills and mobility. Scored well taken goal v Costa Rica  
(22) Hirschfeld -Tall, composed and confident goalkeeper

### Average age of team

26 years 3 months

### Oldest player

Pat Onstad, 36 years 6 months

### Youngest player

Iain Hume, 19 years 9 months



# Canada

*Technical Director/Director Técnico:*

Holger Osieck

*Assistant Coach/Asistente Técnico:*

Colin Miller

*Goalkeeper Coach/Entrenador de Porteros:*

Kevin Muldoon

<u>No.</u>	<u>Name/Nombre</u>	<u>Pos.</u>	<u>Ht./Alt.</u>	<u>Dob/Fdn</u>	<u>Caps/G</u>	<u>Club</u>
1	Pat Onstad	GK	6'4"	13.01.1968	37	San Jose Earthquakes/USA
2	Paul Fenwick	DF	6'2"	25.08.1969	31	Hibernian FC/SCO
3	Richard Hastings	MD	5'10"	18.05.1977	33/1	Graz AK/AUT
4	Nevio Pizzolitto	DF	6'2"	26.08.1976	6	L'Impact de Montréal
5	Jason DeVos	DF	6'4"	02.01.1974	41/3	Wigan Athletic FC/ENG
6	Jason Bent	MD	5'9"	08.03.1977	30	Plymouth Argyle FC/ENG
7	Paul Stalteri	MD	5'11"	18.10.1977	44/5	SV Werder Bremen/GER
8	Daniel Imhof	MD	5'9"	22.11.1977	18	FC St-Gallen/SUI
9	Carlo Corazzin	AT	5'11"	25.12.1971	57/10	Vancouver Whitecaps
10	Kevin McKenna	DF	6'4"	21.01.1980	18/6	Hearts of Midlothian/SCO
11	Martin Nash	MD	5'11"	27.12.1975	27/2	L'Impact de Montréal
12	Nick Dasovic	DF	5'11"	05.12.1968	60/2	Vancouver Whitecaps
13	Davide Xausa	MD	6'	10.03.1976	32/2	Livingston FC/SCO
14	Atiba Hutchinson	MD	6'	08.02.1983	4	Osters IF/SWE
15	Maycoll Canizalez	MD	5'8"	28.12.1982	5/1	SV Werder Bremen/GER
16	Chris Pozniak	DF	5'11"	10.01.1981	9	Orebro/SWE
17	Iain Hume	MD	5'7"	20.10.1983	2	Tranmere Rovers FC/ENG
22	Lars Hirschfeld	GK	6'4"	17.10.1978	13	Tottenham Hotspur FC/ENG

## Alternates/Reservas

Mike Klukowski	MD	6'	27.05.1981	1	RAA La Louviere/BEL
Tam Nsaliwa	MD	5'11"	28.01.1982	10	FC Saarbrücken/GER D2
Robert Friend	AT	6'4"	23.01.1981	3	Moss FK/NOR
Carl Fletcher	DF	5'10"	26.12.1971	40/2	Atlanta Silverbacks/USA D2
Ante Jazic	MD	5'10"	26.02.1976	2	SK Rapid Wien/AUT
Mark Rodgers	DF	6'1"	03.11.1975	5	Wycombe/ENG
Kenny Stamatopoulos	GK	6'2"	28.08.1979	1	No Club



## 2003 CONCACAF Gold Cup

# Colombia



Colombia, the 2001 Copa America champions, had impressed in their only other Gold Cup appearance in 2000 losing 2-0 to the remarkable Canadian side in the final game. The experienced Francisco Maturana had selected a relatively inexperienced squad of mainly home-based players for this tournament after competing in the FIFA Confederations Cup earlier in the summer. Over half the players had made fewer than ten appearances for the national team.

The experienced Farid Mondragon, a veteran of the '94 and '98 World Cups, played in all the games and proved to be a key figure making 23 saves, many of the spectacular variety, and only conceding three goals. Jose Mera and the strong and assured Luis Perea worked well together in the centre of the back four in the flexible 4-4-2 system. On the right side of the defensive unit Gerardo Vallejo proved to be more than effective especially in an attacking role, as did his partner on the opposite side, Ruben Bustos.

The two defensive central midfielders John Javier Restrepo and John Harold Lozano worked hard in recovering the ball but were sometimes limited in their attacking role. The tireless Jairo Patino was the most effective of the two wide midfield players, scored the only goal of the game against Jamaica and gave good support in attack. His opposite number on the left side was Giovanni Martinez.

Up front Jairo Cortes and especially Mauricio Molina were the usual strikers with Molina scoring

a fine headed goal against Guatemala and causing problems with his overall movement and attacking play.

The flexible system of play enabled Colombia to move from a 4-4-2 in defence to a 4-2-4 when it attacked with the wide midfield players in a more advanced role. Overall the system enabled the team to have a lot of possession but this often resulted in a slow build up, too many backward passes and limited penetration.

Colombia topped its group with an efficient performance against the competitive Jamaican team and a good come back against Guatemala only to be eliminated by their South American rivals from Brazil courtesy of two fine Kaka goals. The team owed a debt to Mondragon in that game as they did in the opening win over Jamaica. Overall it was the performances of some of these more experienced players that probably gave the most satisfaction to Maturana.

### Playing System

Flexible 4-4-2. 4-2-4 in attack, 4-2-2-2 in defence.

### Strengths

Understanding of system of play  
Goal keeping  
Technical skills of players

### Weaknesses

Too many passes especially backward passes

### Outstanding players

(1) Mondragon- Very assured goalkeeper with good positional play and communication  
(7) Patino - Tireless worker in midfield. Scored goal against Jamaica  
(14) Molina - Skilful and intelligent striker. Scored with header against Guatemala

### Average age of team

24 years, 8 months

### Oldest player

Farid Mondragon, 32 years 1 month

### Youngest player

Ruben Bustos, 21 years 11 months





# Colombia

*Technical Director/Director Técnico:*

Francisco Maturana

*Assistant Coach/Asistente Técnico:*

Pedro Sarmiento

<u>No.</u>	<u>Name/Nombre</u>	<u>Pos.</u>	<u>Ht./Alt.</u>	<u>Dob/Fdn</u>	<u>Caps/G</u>	<u>Club</u>
1	Farid Mondragón	GK	6'3"	21.06.1971	33	Galatasaray/TUR
2	Killian Eduardo Virviescas	DF	5'7"	02.08.1980	2	América de Cali
3	Andrés Orozco	DF	6'	18.03.1979	4	Racing Club/ARG
4	Gerardo Vallejo	DF	5'6"	03.12.1976	9	Deportivo Cali
5	José Mera	DF	5'9"	11.03.1979	6	Deportivo Cali
6	Luis Amaranto Perea	DF	5'8"	30.01.1979	4	Independiente Medellín
7	Jairo Patiño	MD	5'9"	05.04.1978	10/1	Deportivo Cali
8	John Harold Lozano	MD	5'8"	30.03.1972	n/a	Real Mallorca/ESP
9	Julián Vásquez	AT	6'	05.09.1972	5/1	América de Cali
10	Giovanni Hernández	MD	5'6"	16.06.1976	22/5	Deportivo Cali
11	Elkin Murillo	MD	5'8"	20.09.1977	13	Deportivo Cali
12	Juan Carlos Henao	GK	5'10"	30.12.1971	3	Once Caldas
13	David Montoya	MD	5'7"	14.02.1978	2	Independiente Medellín
14	Mauricio Molina	MD	5'7"	30.04.1980	9/1	Independiente Medellín
15	Ruben Dario Velásquez	MD	5'8"	18.12.1975	10	Once Caldas
16	Ruben Dario Bustos	DF	5'5"	28.08.1981	2	América de Cali
17	John Javier Restrepo	MD	5'7"	22.08.1977	15	Independiente Medellín
18	Jairo Castillo Cortes	AT	5'7"	17.11.1977	19/4	América de Cali

## Alternates/Reservas

Jorge Lopez Caballero	MD	5'9"	15.08.1981	6/1	Millonarios
David Ferreira	MD	5'5"	09.08.1979	9	América de Cali
David Gonzales	GK	6'	20.07.1982	n/a	Independiente Medellín
Freddy Grisales	MD	5'8"	22.09.1975	28/4	Atlético Nacional
Robinson Muñoz	DF	5'9"	01.02.1981	n/a	Envigado
Arnuflo Valentierra	MD	5'9"	16.08.1974	6/1	Once Caldas
Fabián Vargas	MD	5'7"	17.04.1980	5	América de Cali

## 2003 CONCACAF Gold Cup

# Costa Rica



Costa Rica was hoping to continue its fine performances of recent years; it was the Gold Cup finalist in 2002 followed by an appearance in World Cup Korea/Japan. The former US National Team coach Steve Sampson was also hoping to do well in his first major CONCACAF tournament after winning the UNCAF Copa de Naciones to qualify for Gold Cup 2003. He was able to select an experienced squad with nine veterans from the 2002 team. Paulo Wanchope was the only notable absentee.

Ricardo Gonzalez started in goal for the first four games but was replaced by the more experienced Alvaro Mesen following two costly mistakes in the semi-final game against Mexico. Mauricio Wright was a composed and reliable sweeper in the flexible 3-5-2 system. He was well supported by the tall strong captain Luis Marin and the steady Gilberto Martinez as the two marking backs.

Mauricio Solis played well in a defensive midfielder role highlighted by his ability to read the game and his positional play. Wilmer Lopez on occasion played a more advanced role in central midfield but his work rate and movement in both attack and defence made him a key player in the right side of the midfield in most of the games. Walter Centeno was another important member of the "engine room" usually on the right side. He was the leading scorer on the team with four goals and his superb volley against Cuba was one of the goals of the tournament. "Los Castros", Alexander and Carlos, were effective on the flanks, provided good width and support in both attack and defence.

Up front Sampson was able to pick from a group of talented attackers. Winston Parks was fast and mobile with good individual skills but did not get on the score sheet unlike his fellow strikers. Rolando Fonseca impressed with his movement and one touch play and scored two well taken goals against the USA to add to his total as the all time leading scorer for the national team. Erick Scott scored an opportunist goal against El Salvador and Steven Bryce was a more than effective substitute his speed and mobility resulting in two goals. Overall the attacking statistics were good 27/58 goal attempts on target and ten goals.

Overall it was a disappointing tournament for "Los Ticos". The team recovered well from the surprise 1-0 defeat by Canada in the opening game with two convincing wins over Cuba and El Salvador but then had problems. Goal keeping mistakes contributed to the loss in Mexico but the travel schedule and fatigue may well have contributed to the 3-2 defeat by the USA in the competitive third place match. One of the oldest teams in the tournament the challenge over the next few years will be to find adequate replacements for the core group of quality players.

### Playing System

Flexible 3-5-2 with a sweeper (19) Wright and either a defensive central midfield player (8) Solis or an attacking central midfield player (6) Lopez.

### Strengths

Technical skills of players  
Overall team organisation and team shape in attack and defence  
Movement in attack  
Heading in defence

### Weaknesses

Too many passes at times in the final third  
Unnecessary fouls (93 in 5 games)

### Outstanding Players

(6) Lopez - Work rate passing ability and midfield vision  
(19) Wright - Tall composed sweeper  
(7) Fonseca - Striker with excellent technical skills  
(10) Centeno - Four goals for an accomplished attacking midfielder.

### Average age of team

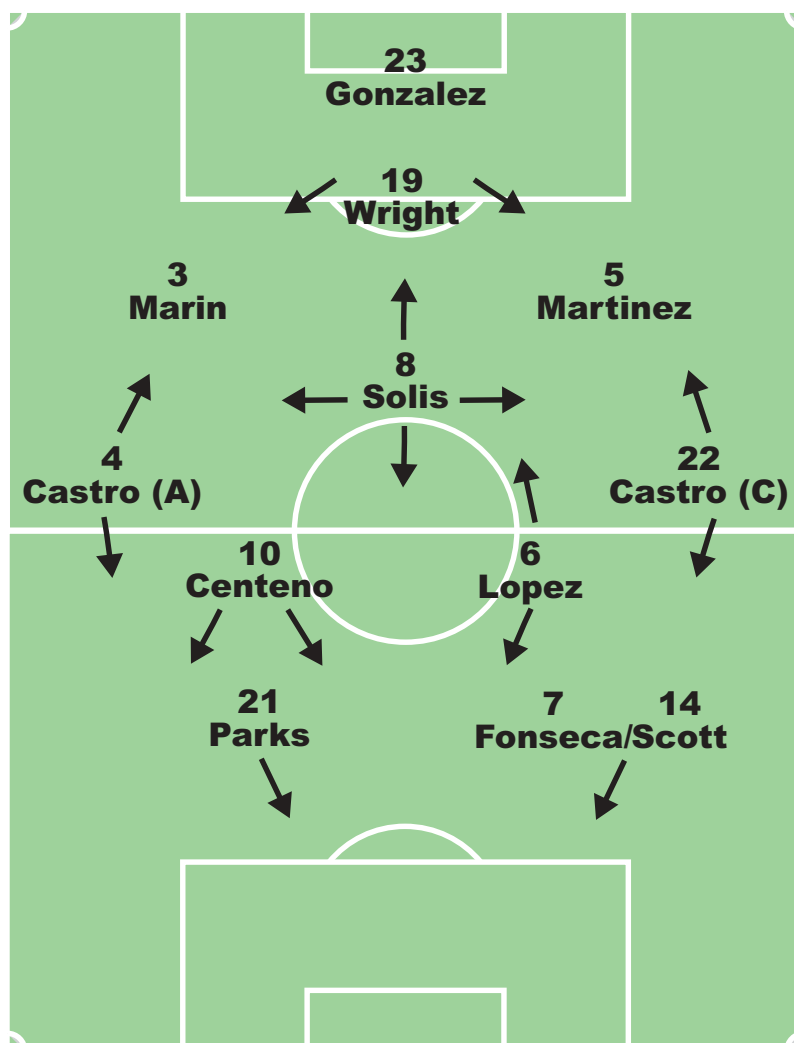
27 years 1 month

### Oldest player

Mauricio Wright, 33 years 3 months

### Youngest player

Winston Parks, 21 years 9 months



# Costa Rica

*Technical Director/Director Técnico:*

Steve Sampson

*Assistant Coach/Asistente Técnico:*

Rodrigo Kenton

*Goalkeeper Coach/Entrenador de Porteros:*

Luis Conejo

<u>No.</u>	<u>Name/Nombre</u>	<u>Pos.</u>	<u>Ht./Alt.</u>	<u>Dob/Fdn</u>	<u>Caps/G</u>	<u>Club</u>
1	Álvaro Mesén	GK	5'9"	24.12.1972	24	LD Alajuelense
3	Luis Marín	DF	5'9"	10.08.1974	91/3	LD Alajuelense
4	Alexander Castro	DF	5'9"	12.02.1979	10	LD Alajuelense
5	Gilberto Martínez	DF	5'6"	01.10.1974	36	Brescia Calcio/ITA
6	Wilmer López	MD	5'6"	03.08.1971	77/6	LD Alajuelense
7	Rolando Fonseca	AT	5'7"	06.06.1974	91/39	LD Alajuelense
8	Mauricio Solís	MD	5'8"	13.12.1972	88/6	OFI Crete/GRE
10	Walter Centeno	MD	5'7"	06.10.1974	63/12	Deportivo Saprissa
12	Leonardo González	DF	6'1"	21.11.1980	11	Club Sport Herediano
13	Luis Daniel Vallejos	MD	5'7"	27.05.1981	14	Club Sport Herediano
14	Erick Scott	AT	5'6"	29.05.1981	11/4	LD Alajuelense
16	Tray Bennette	MD	5'9"	05.08.1975	7/1	Deportivo Saprissa
17	Steven Bryce	AT	5'7"	16.08.1977	49/8	LD Alajuelense
19	Mauricio Wright	DF	6'1"	20.04.1970	76	AEK Athens/GRE
20	Pablo Chinchilla	DF	6'1"	12.12.1978	21/2	LD Alajuelense
21	Winston Parks	AT	5'9"	12.10.1981	14/2	Lokomotiv Moskva FC/RUS
22	Carlos Castro	DF	5'9"	10.09.1978	38	FC Rubin Kazan/RUS
23	Ricardo González	GK	6'1"	21.11.1980	13	Club Sport Herediano

## Alternates/Reservas

Adrián De Lemus	GK	6'	13.10.1982	0	Club Sport Herediano
Gerald Drummond	AT	6'	08.09.1976	0	Deportivo Saprissa
Jervis Drummond	DF	5'6"	08.09.1976	45/1	Deportivo Saprissa
Danny Fonseca	DF	5'9"	07.11.1979	3	Club Sport Cartaginés
Álvaro Saborío	AT	5'9"	26.03.1982	3	Deportivo Saprissa
Jafeth Soto	MD	5'7"	01.04.1976	44/8	Club Sport Herediano
Harold Wallace	DF	5'8"	07.09.1975	53/1	No Club

## 2003 CONCACAF Gold Cup

# Cuba



Cuba returned for their third Gold Cup hoping to improve on some good performances in 2002 that included a narrow 1-0 defeat by the eventual champions, USA and a 0-0 tie with World Cup 2002 finalists, Korea Republic. Head coach Miguel Company was again in charge and he was able to select his strongest squad including seven players from last year's team along with some talented younger players.

The experienced Odelin Molina, was again between the posts, excelled in the opening game against Canada but conceded eight goals in the next two games. In front of him the back four was well controlled by Alexander Cruzata, a dominant central defender, assisted by either Nayuri Rivero or Reizander Fernandez who also played in the right back position. The experienced and competitive Jeniel Marquez played in the centre of the defence against Canada but was utilised as a defensive midfielder in front of the central defenders in the remaining two games. Silvio Minoso occupied the left back position attacked well but was also guilty of some reckless challenges at times.

The midfield was dominated by "Los Tres Amigos" the name given to right midfielder Pedro Faife, his youthful partner on the opposite flank Alain Cervantes and attacking central midfielder Jorge Ramirez. Diminutive and competitive, all three impressed with their technical skills and work rate.

In attack the tall strong and mobile Lester More was the hero of Cuba's first ever win in the Gold Cup with his two well taken goals against Canada. Maikel Castenada was his usual partner up front with the experienced Lazaro Dalcourt being used mainly as a substitute. Normally a striker, he came on as a right back following the dismissal of Fernandez in the USA game.

The team started well with the surprise win over Canada but had its problems in the final two games with defensive mistakes and three goals conceded from set plays contributing to the eight goals conceded. Attacking play was also limited with only 14 goal attempts and 24 cross balls in the three games, including only two goal attempts against USA. It was to the credit of the team that it remained competitive in the two defeats and there was also hope for the future with the performances of some of the younger players.

### Playing System

4-4-2 with midfield diamond consisting of (3) Marquez as defensive midfielder and (7) Ramirez attacking midfielder

### Strengths

Competitive attitude  
Work rate of midfield players

### Weaknesses

Overall attacking play  
Flank play (only 24 cross balls)  
Heading in attack (no goal attempts)  
Defending at set plays (three goals conceded)

### Outstanding Players

(10) More - Mobile striker. Scored two well taken goals against Canada  
(7) Ramirez - Talented central midfielder  
(3) Marquez - Tall dominant and competitive central defender/midfielder  
(1) Molina - Tall confident goalkeeper with good shot stopping ability

### Average age of team

24 years 11 months

### Oldest player

Lazaro Dalcourt, 32 years 3 months

### Youngest player

Reizander Fernandez, 18 years 11 months





# Cuba

*Technical Director/Director Técnico:*

Miguel Company

*Assistant Coach/Asistente Técnico:*

Armelio Luis Garcia

Maximo Iynaga, Rolando Rodriguez

<u>No.</u>	<u>Name/Nombre</u>	<u>Pos.</u>	<u>Ht./Alt.</u>	<u>Dob/Fdn</u>	<u>Caps/G</u>	<u>Club</u>
1	Odelin Molina	GK	6'2"	03.08.1974	51	Villa Clara
2	Nayuri Rivero	DF	6'1"	20.09.1983	10	Malanzas
3	Jeniel Marquéz	MD	6'3"	03.01.1979	30/5	Villa Clara
4	Silvio Pedro Miñoso	DF	6'	23.12.1976	19/7	Villa Clara
5	Alexander Cruzata	DF	5'10"	26.07.1974	53/2	Holguin
6	Liván Pérez	MD	5'7"	01.01.1977	22/2	Ciego de Avila
7	Jorge Ramírez	MD	5'2"	11.07.1977	15/2	Granma
8	Eduardo Morales	AT	5'8"	24.05.1981	3	Malanzas
9	Lazaro Dalcourt	AT	5'9"	25.04.1971	60/12	Pinar del Rio
10	Lester Moré	AT	5'10"	15.07.1977	52/15	Ciego de Avila
11	Rene Estrada Infante	MD	5'9"	01.01.1978	11/2	Industriales
12	Alexis Revé	GK	6'1"	17.11.1972	49	Villa Clara
13	Maikel Galindo Castañeda	AT	5'9"	28.01.1981	18/8	Villa Clara
14	Jaime Colome	MD	5'8"	30.06.1979	13	Ciudad Habana
15	Lázaro Ruiz	DF	6'	15.01.1978	11	Villa Clara
16	Reizander Fernández	DF	5'9"	27.08.1984	13/1	Ciego de Avila
17	Pedro Adriani Faife	AT	5'6"	01.01.1984	6	Villa Clara
18	Alain Cervantes	AT	5'6"	17.11.1983	7/4	Ciego de Avila

## Alternates/Reservas

Lazaro Alfonso	MD	5'11"	04.02.1981	1	Ciudad Habana
Vismel Castellano	GK	6'1"	24.04.1976	1	Ciudad Habana
Yunier Escalona	MD	5'9"	19.02.1981	1	Adiana
Carlos Manuel Madrigal	DF	5'7"	21.10.1981	1	Sancti Spiritus
Gisbel Morales	AT	5'7"	13.10.1978	9	Pinar del Rio
Serguei Prado	AT	6'1"	04.03.1974	40/12	Villa Clara
Lázaro Reyes	MD	5'8"	02.04.1982	5	Pinar del Rio

## 2003 CONCACAF Gold Cup

# El Salvador



El Salvador entered their fourth Gold Cup with one of the youngest squads to represent the country. Nine were on the team that won the gold medal at the Central American and Caribbean Games and ten are members of the 2004 Olympic team - both teams under the capable direction of Juan Ramon Paredes. Only five players were involved in last year's tournament.

Goalkeeper Juan Jose Gomez was the most experienced member of the squad and impressed with his agility and foot skills. In front of him Paredes utilised a variety of formations ranging from a flexible 4-5-1 in the opener against the USA to a 3-4-3 in the win over Martinique to a flexible 3-5-2 in the game against Costa Rica. Marvin Gonzalez was often the spare defender in the three or four man defence with Victor Velasquez a steady performer on the right side and the younger Alfredo Pacheco on the opposite side. Guillermo Moran played as a left back in the opening game but moved up into the left side of the midfield in the next two games.

Roberto Ochoa and Ramon Sanchez showed their potential in the central areas of the midfield with the energetic William Torres impressing with his work rate and technical skills on the right side of the midfield. Gilberto Murgas played in a more advanced role in central areas of a midfield that exhibited good ball movement in the build up and opened up the field well in attack with a good transition.

Up front the diminutive Santos Cabrera was a tireless runner and received good support from the mobile Rudis Corrales. Overall the team had 46 shots and 43 cross balls in the three games but two of the three goals came from set plays and the other came from defender Gonzalez. Worthy of mention is the magnificent 35-yard free kick goal by another defender Alfredo Pacheco, his first for the national team.

Overall some encouraging performances by the second youngest team in the tournament. The team was competitive in all three games and showed great character in twice came back from being behind in the quarter final against the strong Costa Rican team. The future looks bright for football in El Salvador.

### Playing System

Variations: Flexible 4-5-1 v USA ; 3-4-3 v Martinique; Flexible 3-5-2 v Costa Rica

### Strengths

Technical skills of players  
Movement and support play in attack and defence  
Competitive in all areas of the field.

### Weaknesses

Heading in attack and defence  
Defending (individual/collective)- lacked compactness at times

### Outstanding Players

(22) Gomez- Goalkeeper who impressed with his shot stopping and interceptions  
(3) Gonzalez- Steady central defender. Scored the key goal against Martinique  
(14) Corrales -Striker with speed and mobility  
(18) Murgas - Attacking midfielder with good mobility

### Average age of team

22 years, 11 months

### Oldest player

Victor Velasquez, 27 years, 3 months

### Youngest player

Henry Hernandez, 18 years, 6 months





# El Salvador

Technical Director/Director Técnico:  
Juan Ramon Paredes

<u>No.</u>	<u>Name/Nombre</u>	<u>Pos.</u>	<u>Ht./Alt.</u>	<u>Dob/Fdn</u>	<u>Caps/G</u>	<u>Club</u>
1	Henry Edimar Hernandez	GK	6'	04.01.1985	0	CD Águila
2	William Antonio Torres	DF	5'9"	30.05.1981	13	San Salvador
3	Marvin Rene Gonzalez	DF	5'7"	17.04.1982	13/1	CD F.A.S.
4	Julio Alexander Castro	DF	6'1"	15.01.1981	9	CD Arcense
5	Victor Manuel Velasquez	DF	6'	12.04.1976	29/4	CD F.A.S.
6	Oscar Alberto Navarro	MD	5'7"	13.01.1979	10	Alianza F.C.
7	Ramon Alfredo Sanchez	MD	6'	25.05.1982	5	CD Arcense
8	Santos Dagoberto Cabrera	MD	5'6"	01.11.1976	23/8	CD Luis Angel Firpo
9	Diego Armando Mejia	AT	6'1"	20.06.1982	11/4	Alianza F.C.
11	William J. Torres Alegeria	AT	5'7"	27.10.1976	17	CD El Dragón
12	Juan Alexander Campos	AT	5'8"	08.05.1980	9	CD Águila
14	Rudis Alberto Corrales	AT	5'5"	06.11.1979	22/11	Municipal Limeño
15	Roberto Alexander Ochoa	MD	5'8"	10.05.1983	8	Atlético Balboa
17	Carlos Alberto Menjivar	MD	5'11"	13.04.1981	11	CD F.A.S.
18	Gilberto Alfredo Murgas	MD	5'7"	22.01.1981	18/2	CD F.A.S.
19	Alfredo Alberto Pacheco	DF	5'7"	01.12.1982	12	CD F.A.S.
22	Juan Jose Gomez	GK	5'10"	08.11.1980	33	CD Águila
24	Guillermo Jose Morán	MD	5'7"	12.02.1979	5	CD Luis Angel Firpo

## Alternates/Reservas

2	Rene Alexander Ramos	DF	5'7"	09.03.1976	0	AD Isidro Metapan
13	Selvin Hernan Gonzalez	MD	6'	04.07.1981	2	Alianza F.C.
16	Cristian Edgardo Alvarez	MD	5'4"	19.04.1978	0	CD F.A.S.
21	Mauricio Arnoldo Quintanilla	DF	5'7"	31.10.1981	5	CD Luis Angel Firpo
23	Jose Antonio Mejia	AT	6'	09.08.1982	4	San Salvador
25	Jassir Orlando Deras	GK	6'	03.07.1983	0	No Club

## 2003 CONCACAF Gold Cup

# Guatemala



Guatemala was hoping to improve on some disappointing results in last year's Gold Cup tournament under a new head coach Victor Aguado. He had assembled an experienced squad with ten players returning from the Gold Cup 2002 including the vastly experienced Edgar "El Gato" Estrada between the posts and Carlos Ruiz taking time out from another successful season with his Major League Soccer team, the Los Angeles Galaxy.

Estrada proved to be a competent custodian in the flexible 5-3-2 formation utilised by Aguado. The experienced Edgar Valencia performed well as sweeper behind the marking of club team mate Nestor Martinez and the 20-year-old Mynor Gonzalez, a collegiate player with Southern Methodist University in the USA. The speedy Julio Monterroso and the experienced Martin Machon were utilised in the flank positions.

Freddy Garcia was the key player in the central midfield often moving up in support of the two strikers. He was ably assisted by the more defensively inclined Fredy Thompson and Gonzalo Romero who often moved up in support of the attack. Up front the speed and mobility of Mario Acevedo combined well with the always-dangerous Carlos Ruiz who impressed with not only his speed but also his positional play. The all time scoring leader for the national team, Juan Carlos Plata, also made his presence felt in both games.

Guatemala utilised an effective system in the games that moved from a 5-3-2 when defending in the defending third, to a 3-5-2 when defending in the middle of the field, to a 3-4-3 in the

attacking third. Overall the team defended well but despite 31 goal attempts and 39 cross balls the only goal, against Columbia, came from the penalty spot.

Guatemala responded well from the opening 2-0 loss to Jamaica in a game in which they had 60% possession and dominated in all aspects except on the score sheet. The 1-1 tie against Colombia was not only a good result but also a good all round performance, especially by Estrada and his fellow defenders.

It was however the oldest team in the tournament so the challenge to Aguado is to start to find a good blend of youth and experience to support "El Pescadito", Carlos Ruiz in the years ahead.

### Playing System

Flexible 5-3-2, changing to 3-5-2 in the midfield third and 3-4-3 in the attacking third.

### Strengths

Well-organised team

Adapts well to system of play

Speed of transition to attack

### Weaknesses

Lack of determination at times

Too much centralization in playing

Finishing (one goal, penalty kick, from 31 goal attempts)

### Outstanding Players

(19) Valencia- Experienced sweeper with good positional play

(20) Ruiz -Speedy striker with good positioning

(10) Garcia - Effective attacking midfielder

### Average age of team

27 years, 4 months

### Oldest player

Edgar Estrada, 35 years, 8 months

### Youngest player

Mynor Gonzalez, 20 years, 11 months



# Guatemala

*Technical Director/Director Técnico:*

Victor Manuel Aguado

*Assistant Coaches/Asistente Técnicos:*

Francisco Melgar Samayoa,

Gustavo Vargas Lopez

<u>No.</u>	<u>Name/Nombre</u>	<u>Pos.</u>	<u>Dob/Fdn</u>	<u>Caps/G</u>	<u>Club</u>
1	Edgar Eladio Estrada	GK	16.11.1967	93	CSD Comunicaciones
2	Nelson Noel Morales	DF	20.09.1976	12	Club Coban Imperial
3	Rolando Jose Cedeño	DF	04.06.1971	1	Jaguars de Chiapas/MEX
4	Mynor Ivan Gonzalez	DF	16.08.1982	5	Southern Methodist University/USA
6	Julio Cesar Monterroso	DF	22.06.1981	5	Juventud Retalteca
7	Fredy Williams Thompson	MD	02.06.1982	22	CSD Comunicaciones
8	Mario Rafael Rodriguez	DF	14.09.1981	10	CSD Comunicaciones
9	Mario Geovani Acevedo	AT	15.02.1969	39/4	CSD Municipal
10	Freddy Alexander Garcia	MD	12.01.1977	53/19	Columbus Crew/USA
13	Nestor Fernando Martinez	DF	13.03.1981	8	CSD Comunicaciones
14	Hector Giovanni Aguirre	MD	15.02.1976	5/1	Aurora FC
15	Juan Carlos Plata	AT	01.01.1971	66/29	CSD Municipal
16	Martin Alejandro Machon	MD	04.02.1973	34/3	CSD Comunicaciones
18	Gonzalo Antonio Romero	MD	25.03.1975	19/1	CSD Municipal
19	Edgar Everaldo Valencia	DF	31.03.1971	59/4	CSD Comunicaciones
20	Carlos Humberto Ruiz	AT	15.09.1979	40/15	Los Angeles Galaxy/USA
21	Jose Zacarias Antonio	MD	15.03.1982	1	Juventud Retalteca
22	Ricardo Alberto Triqueño	GK	17.04.1980	7	Aurora FC

## Alternates/Reservas

Claudio Josue Albizuris	MD	01.07.1981	12	CSD Municipal
Ricardo José Arenas	AT	17.03.1981	0	Southern Methodist University/USA
Edvin Anibal Gonzalez	DF	21.11.1981	2	CD Marquense
Alvaro Jose Jimenez	DF	24.11.1974	22	CSD Comunicaciones
Jose Manuel Mendoza	AT	26.07.1985	0	Club Coban Imperial
Paulo Cesar Motta	GK	29.03.1982	0	Juventud Retalteca
Dwight Antony Pezzarossi	AT	04.09.1979	16/5	Racing de Ferrol CF/ESP
Jassir Orlando Deras	GK	03.07.1983	0	No Club

## 2003 CONCACAF Gold Cup

# Honduras



Honduras was returning to the Gold Cup stage after missing the 2002 tournament. It would not be an easy baptism to the tournament for Edwin Pavon who had taken over following a disappointing fourth place finish in the UNCAF Copa de Naciones since the team was in the so called Group of Death with Mexico and Brazil. It was still an experienced squad featuring David Suazo and Julio Cesar Leon both playing in Italian football.

Victor Coello proved to be a steady performer between the posts with the highlight being his penalty save against Brazil. The well-organised zonal defence in the flexible 4-4-2 formation was well anchored by Jaime Rosales who combined well with Milton Palacios. In the game against Mexico Rosales played in a deeper role with Luis Guifarro marking the dangerous Borgetti. Erick Vallecillo and Javier Martinez were utilised in the full back positions.

A talented midfield in which Julio Cesar Leon and Walter Hernandez impressed with their work rate also featured the dribbling skills of Edgar Alvarez. The playmaking ability of Elvis Turcios and the skills of the multi-talented David Suazo were utilised in an attacking role in support of the experienced Wilmer Velasquez who often operated as the lone striker.

Honduras enjoyed good possession in their games because of the quality of their passing. Unfortunately it did not result in too much pene-

tration and goal-scoring opportunities were limited - only 13 goal attempts in two games and one goal from a penalty kick. Flank play was also limited with only 16 cross balls in the games.

Honduras gave two creditable performances against the two teams who would dispute the final game in the tournament including a scoreless tie against the eventual champions, Mexico. Add to that the difficulty of playing at altitude in very wet playing conditions and there is even more reason for optimism for the future.

### System of Play

4-4-1-1 in the opening game v Brazil

4-4-2 v Mexico

### Strengths

Well-organised defence

Competent defenders good in the air with speed and support play

Classy and talented midfield

### Weaknesses

Little cohesion between midfield and forwards

Midfielders not solid in defensive mode

Too few shots on goal for amount of possession

Unforced errors by key players

Unimaginative in attack

### Outstanding Players

(4) Palacios- Strong quick defender.

Good ball winner

(24) Giufarro- Creative defender/midfielder with excellent work rate

(16) Turcios - Talented, controlled midfielder

(25) Coello - Agile goal keeper who saved a penalty kick against Brazil

### Average age of team

25 years, 6 months

### Oldest player

Javier Martinez, 31 years 7 months

### Youngest player

Emil Martinez, 20 years 10 months





# Honduras

*Technical Director/Director Técnico:*

Edwin Pavon

*Assistant Coach/Asistente Técnico:*

Andino Umanzor

*Goalkeeper Coach/Entrenador de Porteros:*

Victor Daniel Acosta Mejia

<u>No.</u>	<u>Name/Nombre</u>	<u>Pos.</u>	<u>Ht./Alt.</u>	<u>Dob/Fdn</u>	<u>Caps/G</u>	<u>Club</u>
3	Ninrod Edgardo Medina	MD	5'8"	26.08.1976	18	Zacatepec/MEX
4	Milton José Palacios	DF	6'2"	25.12.1980	7	CD Olimpia
5	Erick Cecilio Valleciollo	DF	6'	29.01.1980	7	Real CD España
6	Jaime Heilberto Rosales	DF	5'11"	02.06.1978	19/1	Real CD España
7	Oscar David Suazo	DF	5'10"	05.11.1979	21/2	Cagliari Calcio/ITA
9	Jairo Martínez	AT	5'9"	14.05.1978	27/10	CD Motagua
10	Julio César León	MD	5'8"	13.09.1979	42/6	Reggina Calcio/ITA
11	Wilmer Neal Velásquez	AT	5'9"	24.01.1972	25/17	CD Olimpia
13	Emil José Martínez	AT	5'7"	17.09.1982	15	CD Marathón
14	Rony Edgardo Morales	DF	5'8"	08.06.1978	26/1	CD Platense
16	Elvis Danilo Turcios	MD	5'6"	08.05.1978	43/5	U.A.G./MEX
17	Javier Omar Martínez	DF	5'10"	06.12.1971	16/1	CD Marathón
19	Edgar Anthony Alvarez	DF	5'7"	09.01.1980	21/1	CD Platense
21	Walter Joel Hernández	AT	6'	28.12.1978	8/1	CD Platense
22	John Alston Bodden Hoore	GK	5'10"	03.10.1981	2	Victoria
23	Oscar Armando Bonilla	MD	5'7"	11.06.1978	6	CD Olimpia
24	Luis Eduardo Guifarro	MD	5'10"	25.08.1976	6	CD Marathón
25	Víctor Arturo Coello	GK	5'11"	29.07.1974	15	CD Marathón

## Alternates/Reservas

Mauricio Fernando Castro	MD	5'6"	11.08.1981	2	CD Motagua
Héctor Medina	GK	5'11"	27.01.1975	6	Universidad NAH
Carlos Alberto Oliva	MD	5'8"	28.07.1979	7	Real CD España
Wilson Roberto Palacios	DF	5'9"	29.07.1984	5	CD Olimpia
José Luis Pineda	MD	5'9"	19.03.1975	46/5	CA River Plate/ARG
Cristian Santamaría	MD	5'10"	20.12.1972	49/6	CS Cartaginés/CRC
Julio César Suazo	DF	5'8"	05.10.1978	4	SV Wüstenrot Salzburg/AUT

## 2003 CONCACAF Gold Cup

# Jamaica



Jamaica returned for its fifth appearance in the Gold Cup with coach Carl Brown hoping to repeat the success of the 1993 squad that obtained a respectable third-place under his direction. Brown was able to call up a competitive squad that had a good blend of players from English football and Major League Soccer supplemented by players from the domestic league.

Goalkeeper Donovan Ricketts played in every game and proved to be a dominant figure with his physical size and presence. In front of him the team utilised a 4-4-2 formation with Tyrone Marshall and Claude Davis strong, uncompromising defenders in the centre of the defence. Craig Ziadie was an effective and mobile right back that liked to get forward and Michael Johnson adopted a similar role on the opposite side of the back four.

James Lawrence and Theodore "Tappa" Whitmore combined well in the midfield with Lawrence adopting a more defensive role with Whitmore impressing with his vision, work rate and play making ability in attack. Richard Langley usually operated on the right side of the midfield but was not as effective as the talented Ricardo Gardner on the opposite flank with his speed, ball control and work rate.

Up front Onandi Lowe was always a danger because of his size and physical presence. He scored a magnificent goal with his lethal left foot against Guatemala but also showed his unpredictable side when he was sent off in the same

game. Darren Byfield and the talented Andrew Williams were also used in attack, combined well at times but the finishing was erratic with only 13 of 37 goal attempts on target in the 3 games and two goals, one on a penalty kick.

The Reggae Boyz performed well in the opening two games and were unfortunate not to get a result against Colombia after a fine second half performance. It was a totally different story when the team travelled to Mexico City for the quarterfinal game. The altitude and the heat coupled with mediocre performances from several players were contributing factors to the 5-0 defeat at the hands of the eventual champions.

### Playing System

4-4-2 changing to 4-3-3 when the team is on the attack.

### Strengths

Compact team with physically fit players  
Strong in aerial play in defence

### Weaknesses

Lack communication in each area of the field  
Several mediocre players  
Erratic passing at times

### Outstanding Players

(15) Gardner - strong all round midfielder  
(11) Whitmore - Skilful midfielder with good work rate  
(8) Lawrence -Competitive hard working midfielder

### Average age of team

26 years 5 months


### Oldest player

Aaron Lawrence, 34 years 9 months

### Youngest player

Omar Daley, 22 years 3 months





# Jamaica

*Technical Director/Director Técnico:*

Carl Brown

*Assistant Coach/Asistente Técnico:*

Peter Cargill

*Goalkeeper Coach/Entrenador de Porteros:*

Paul Campbell

<u>No.</u>	<u>Name/Nombre</u>	<u>Pos.</u>	<u>Dob/Fdn</u>	<u>Club</u>
3	Damion Stewart	DF	18.08.1980	Harbour View FC
6	Michael Johnson	DF	04.07.1973	Birmingham City FC/ENG
8	James Lawrence	MD	08.03.1970	Walsall/ENG D1
9	Andrew Williams	MD	23.09.1977	Chicago Fire/USA
10	Darren Byfield	AT	29.09.1976	Rotherham FC/ENG D1
11	Theodore Whitmore	MD	05.08.1972	Seba United FC
13	Aaron Lawrence	GK	10.10.1968	Reno FC
14	Tyrone Marshall	DF	12.11.1974	Los Angeles Galaxy/USA
15	Ricardo Gardner	MD	25.09.1978	Bolton Wanderers/ENG
16	Gerald Neil	DF	22.08.1978	Arnett Gardens FC
17	Marco McDonald	DF	31.08.1977	Tivoli Gardens FC
18	Richard Langley	MD	27.12.1979	Queens Park Rangers FC/ENG D2
19	Fabian Taylor	AT	13.04.1980	Harbour View FC
20	Omar Daley	MD	25.04.1981	Hazard United FC
22	Craig Ziadie	DF	20.09.1978	NY/NJ MetroStars/USA
25	Claude Davis	DF	06.03.1979	Hazard United FC
30	Donovan Ricketts	GK	06.07.1977	Village United FC
31	Onandi Lowe	AT	02.12.1973	Rushden & Diamonds/ENG D3

## Alternates/Reservas

Cornel Chin-Sue	MD	17.09.1976	Arnett Gardens FC
Fabian Dawkins	MD	07.02.1981	Village United FC
Jermaine Johnson	MD	25.06.1980	Bolton Wanderers/ENG
Kevin Lisbie	AT	17.10.1978	Charlton Athletic/ENG
Roan Nelson	AT	08.04.1980	Hazard United FC
Shawn Sawyers	GK	19.09.1976	Hazard United FC
Robert Scarlett	DF	14.01.1979	Harbour View FC

## 2003 CONCACAF Gold Cup

# Martinique



Martinique was making its third appearance in the Gold Cup and was hoping to improve on its quarter final finish in the 2002 tournament, Theodore Antonin was again in charge of the squad that contained eight players who had played last year.

Antonin also had experience in the technical area with the addition of former French international, Gerard Janvion, and technical adviser Bernard Lama, a member of the victorious French team in World Cup '98.

Eddie Huerlie again had a fine tournament between the posts and impressed with his shot stopping ability and control of the penalty area. Stephane Suedile was the sweeper in the flexible 5-3-2 formation with Gold Cup 2002 veterans David Dicanot and Judes Vaton two tall and physical marking backs. The attack-minded Miguel Duragrin and Yann Girier-Dufournier played in the wing back positions.

The experienced Jean-Victor Lavril proved to be a good playmaker in the centre of the mid-field assisted by Charles-Edouard Coridon and Willy Padoly. Patrick Percin with his speed and mobility proved to be the most effective striker alongside Jose Gordon.

Martinique adopted a defensive philosophy in both games that limited their attacking play especially in the USA game when the team had only three attempts at goal. The move to a more offensive 4-4-2 in the second half of both games

was especially effective in the game against El Salvador. The team was competitive in both games although at times overly aggressive play resulted in six yellow cards and the dismissal of Girier-Dufournier in the USA game.

No wins and no goals this time around for the team from the French Caribbean but several players impressed with their technical ability. It could well result in the movement of more players to teams in France in the years ahead that will only help to improve the football in the country.

### Playing System

Flexible 5-3-2 with (12) Suedile the sweeper and (8) Dicanot and (4) Vaton as marking backs and (11) Duragrin and (7) Girier-Dufournier wing backs.

The team moved to a 4-4-2 formation in the second half of both games.

### Strengths

Technical ability of several players  
Competitiveness  
Goal keeping  
Defending in depth

### Weaknesses

Overall attacking play (17 goal attempts and no goals in two games)  
Quality of cross balls  
Overly aggressive play at times

### Outstanding Players

24- Huerlie- Goal keeper who made key saves and interceptions  
11 Duragrin- mobile right wing back  
16 Lavril - Hardworking midfielder with good ball-winning skills  
21 Coridon- talented attacking midfielder

### Average age of team


24 years 2 months

### Oldest player

Jean Victor, Lavril 33 years 11 months

### Youngest player

Gael Germany, 20 years 2 months



# Martinique

*Technical Director/Director Técnico:*

Theodore Antonin

*Assistant Coaches/Asistente Técnicos:*

Henri Alonzeau, Gerard Janvion

*Technical Advisor/Asecor de Técnico:*

Bernard Lama

<u>No.</u>	<u>Name/Nombre</u>	<u>Pos.</u>	<u>Ht./Alt.</u>	<u>Dob/Fdn</u>	<u>Club</u>
1	Jean-Francois Go	GK	6'1"	09.08.1973	CS Case Pilote
2	Laurent Lagrand	DF	5'9"	24.11.1974	Club Franciscain
4	Judes Vaton	DF	6'1"	17.04.1972	Samaritaine
5	Patrick Percin	AT	5'8"	18.12.1976	Club Franciscain
6	Gael Germany	MD	5'8"	10.05.1983	Samaritaine
7	Yann Girier-Dufournier	AT	5'9"	26.08.1980	RC Rivière Pilote
8	David Dicanot	DF	6'	23.09.1973	Club Franciscain
10	José Gordon	AT	5'9"	01.07.1977	CS Case Pilote
11	Miguel Duragrin	AT	5'7"	15.01.1975	Etendard
12	Stéphane Suedile	DF	5'9"	14.04.1983	Golden Star
14	Jean-Michel Michaud	MD	5'8"	19.04.1975	Samaritaine
15	Willy Padoly	MD	5'9"	20.12.1978	L'Aiglon du Lamentin
16	Jean-Victor Lavril	MD	5'8"	24.08.1969	CS Case Pilote
17	William Anin	DF	5'7"	02.11.1980	Club Franciscain
18	Roberto Cinna	MD	5'3"	08.07.1973	Stade Spiritain
20	Dominique Reyat	AT	5'7"	29.09.1982	Club Franciscain
21	Charles-Edouard Coridon	MD	6'1"	09.04.1973	Lens/FRA
24	Eddy Huerlie	GK	5'10"	27.12.1977	ES Troyes/FRA

## Alternates/Reservas

19	Rodrigue Audel	AT	6'	16.09.1985	Stade Spiritain
----	----------------	----	----	------------	-----------------

## 2003 CONCACAF Gold Cup

# Mexico



Three time Gold Cup champion Mexico were hoping to return to the winner's circle after going out at the quarterfinal stage of the last two tournaments. Ricardo La Volpe who had taken over coaching duties after World Cup 2002 had assembled an experienced squad none of whom had played in last year's Gold Cup. He was also encouraged by the fact that a first place finish in the so-called "Group of Death" would ensure that all their games would take place in the friendly confines of the Estadio Azteca.

Goalkeeper Oswaldo Sanchez played every minute of every game and did not concede a goal with his consistently good play. A remarkable record that was also achieved by the 1996 Gold Cup champions who also beat Brazil in their final game. He was ably assisted by a defensive diamond anchored by Ricardo Mendoza who impressed with his passing ability and decision-making. Mendoza worked well with the two solid, strong tackling, central defenders Fernando Salazar and Omar Briceno.

The vastly experienced Pavel Pardo was outstanding in the front sweeper role with his play making ability and vision added to his excellent work rate. In the well balanced midfield Jesus Arellano stood out with his technical skills, movement and passing ability. He was well supported by Rafael Garcia who excelled in a more defensive role. Many of the Mexican attacks came down the flanks where the team was well served by Salvador Carmona on the right side and especially Octavio Valdez on the opposite flank.

Both players worked well in attack and defence and provided some quality cross balls for the strikers.

Jared Borgetti, who was always dangerous when the ball was in the air in the penalty area, scored two of his three goals from headers with his opening goal against Brazil bringing back memories of World Cup 2002 and his superb headed goal against Italy. Omar Bravo was his usual strike partner and impressed with his work rate and shooting ability.

In the end Mexico were deserving champions. Air tight in defence as well as in attack they used their possession to good advantage to control the pace of the games. The team profited from defensive mistakes in the games against Jamaica and Costa Rica but their own remarkable defensive record was the foundation of their success. It was a homecoming of sorts for this talented squad who last won a Gold Cup championship in front of their own fans ten years ago.

### Playing System

3-5-2 with (5) Mendoza acting as a sweeper behind the defence and (8) Pardo as a sweeper in front of the defence.

### Strengths

Overall defensive organisation (no goals conceded in 5 games)

Technical skills of players

Midfield possession

Transition play - midfield to forwards

Heading in attack (35 cross balls - 7 headers - 3 headed goals)

### Weaknesses

Complacent play at times

Unnecessary fouls (68 in 5 games)

### Outstanding Players

(5) Mendoza - Sweeper who reads game well

(8) Pardo - front sweeper with good vision and excellent work rate

(18) Carmona - Talented and competitive right midfielder

(21) Arellano - Good skills, excellent passing and work rate in midfield

### Average age of team

26 years 6 months

### Oldest player

Oscar Perez, 30 years 5 months

### Youngest player

Luis Perez, 22 years 6 months





# Mexico

*Technical Director/Director Técnico:*

Ricardo La Volpe

*Assistant Coach/Asistente Técnico:*

Francisco Ramierez Gomez

*Goalkeeper Coach/Entrenador de Porteros:*

Aberto Aguilar

No.	Name/Nombre	Pos.	Ht./Alt.	Dob/Fdn	Caps/G	Club
1	Oswaldo Sanchez	GK	6'1"	21.09.1973	26	CD Guadalajara
2	Fernando Salazar	MD	5'10"	13.07.1979	4	Atlas CF
3	Omar Briceño	DF	5'7"	30.01.1978	7	Tigres UANL
4	Rafael Marquez	DF	5'11"	13.02.1979	38/4	AS Monaco/FRA
5	Ricardo Osorio Mendoza	DF	5'9"	30.03.1980	3	CDSC Cruz Azul
6	Octavio Valdez	MD	5'8"	07.12.1973	13	CD Toluca
7	Omar Bravo	AT	5'7"	04.03.1980	6/1	CD Guadalajara
8	Pavel Pardo	MD	5'8"	26.07.1976	93/2	Club América
9	Jared Borgetti	AT	6'1"	14.08.1973	37/15	Club Santos Laguna
10	Miguel Zepeda	AT	5'7"	25.05.1976	46/7	CDSC Cruz Azul
11	Daniel Osorno	AT	5'8"	16.03.1979	32/5	Atlas CF
12	Oscar Pérez	GK	5'9"	01.02.1973	36	CDSC Cruz Azul
14	Luis Pérez	MD	5'9"	12.01.1981	10	CF Monterrey
15	Juan Pablo Rodriguez	MD	5'5"	07.08.1979	21/1	Atlas CF
16	Mario Mendez	DF	5'9"	01.06.1979	2	Atlas CF
18	Salvador Carmona	DF	5'8"	22.08.1975	63	CD Toluca
20	Rafael Garcia	MD	5'9"	14.08.1974	22/3	CD Toluca
21	Jesus Arellano	AT	5'9"	08.05.1973	54/5	CF Monterrey

## Alternates/Reservas

Fernando Enrique Arce	MD	5'8"	24.04.1980	-	Veracruz
Adolfo Bautista	AT	5'9"	15.05.1979	-	CA Morelia
Melvin Brown	DF	5'9"	28.01.1979	8	CDSC Cruz Azul
Jose de Jesus Corona	GK	5'10"	26.01.1981	0	Atlas CF
Eduardo Rergis	MD	5'10"	31.12.1980	3	Atlante
Irving Rubirosa	AT	5'9"	03.05.1979	2	Atlante
Mariano Trujillo	MD	5'7"	19.05.1977	1	Pumas UNAM

## 2003 CONCACAF Gold Cup

# USA



The defending champions were completing a busy summer after representing CONCACAF at the FIFA Confederations Cup. Gold Cup 2003 provided Bruce Arena with the opportunity to give additional experience to several players who had impressed with the youth and Olympic teams. It was also encouraging to note that 13 members of the squad were playing with clubs in Major League Soccer.

Kasey Keller again had a magnificent tournament between the posts impressing with his all round ability, composure and positional play. Arena used a variety of players in the back four of the flexible 4-4-2 formation with Dan Califf a steady influence in the middle of the defence assisted by either Carlos Bocanegra or the unfortunate Cory Gibbs who handled the ball on the line in the dramatic overtime loss to Brazil. Frankie Hejduk impressed many observers with his movement on the right side of the defence whilst on the opposite side Greg Vanney and Bobby Convey alternated duties to good effect.

The experienced Claudio Reyna was the playmaker in the central midfield with his vision and passing ability. Pablo Mastroeni gave good support in a more defensive role. The wide midfield players, Steve Ralston and Eddie Lewis, were key elements in the team and both players impressed with their positional play, work rate, crossing and finishing ability. Five headed goals were the direct result of crosses with both players recording one goal and three assists.

There was no shortage of quality up front with Landon Donovan and Brian McBride. The 21-year-old Donovan was always a danger notably against Cuba when he scored all four of his tournament goals. McBride, the MVP and top scorer in Gold Cup 2002, was especially effective in the air scored three goals and assisted on two others. It might have been a different story for his team had he not been replaced early in the Brazil game with a head injury that also kept him out of the third place game. The veteran Earnie Stewart replaced him in that game and his superb volley was one of the goals of the tournament.

The USA were seconds away from advancing to the final again, until the Brazilian equalizer by Kaka, which would have set up an interesting final against old rivals, Mexico in the heat and altitude of Mexico City. As it was the team were the top scorers in the competition, there were some fine individual and team performances so Bruce Arena can look back with a certain amount of satisfaction on their final position.

### Playing System

Flexible 4-4-2.

4-3-3 at times in the final two games

### Strengths

Team shape and organisation in attack and defence

Support play

Organisation at set plays

Goal keeping

### Weaknesses

Build up predictable at times

Loss of rhythm and pace in some stages of the final games

### Outstanding Players

(18) Keller - Fine composed all round goalkeeper

(21) Donovan - Top points scorer in tournament - 4 goals 2 assists

(20) McBride - mobile striker, strong in the air. 3 goals and 2 assists

(7) Lewis - Work rate and crossing ability on left side of midfield

(19) Ralston - Work rate and crossing ability on right side of midfield

### Average age of team

26 years 11 months


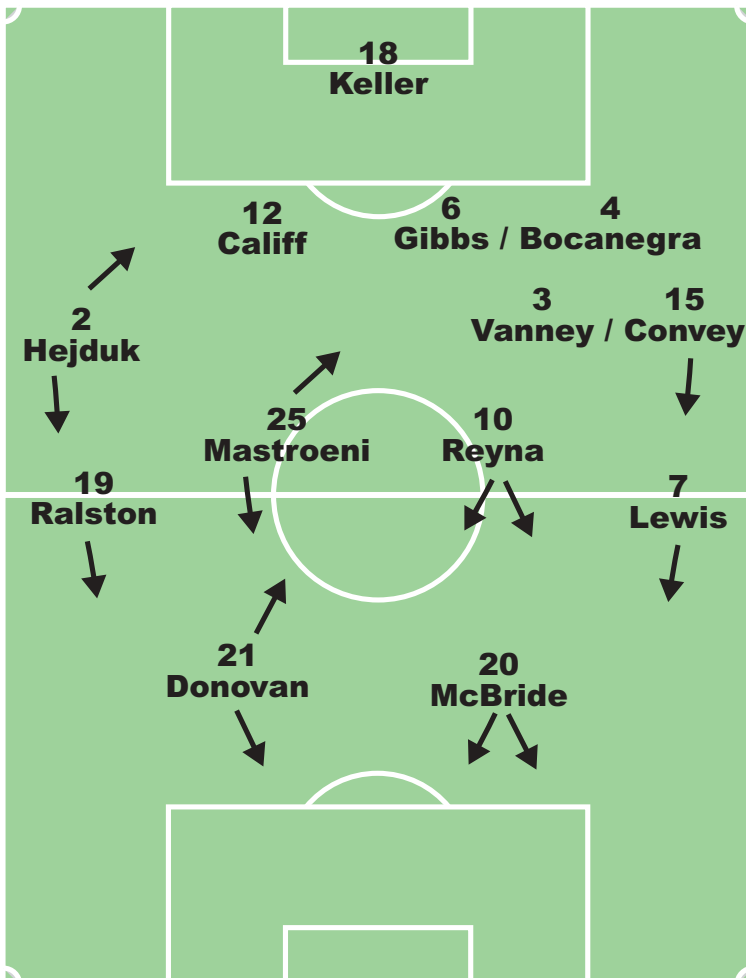
### Oldest player

Earnie Stewart, 34 years 4 months

### Youngest player

Bobby Convey, 20 years 2 months





# USA

*Technical Director/Director Técnico:*

Bruce Arena

*Assistant Coaches/Asistente Técnicos:*

Glenn Myernick, Curt Onalfo

*Goalkeeper Coach/Entrenador de Porteros:*

Milutin Soskic

<u>No.</u>	<u>Name/Nombre</u>	<u>Pos.</u>	<u>Ht./Alt.</u>	<u>Dob/Fdn</u>	<u>Caps/G</u>	<u>Club</u>
2	Frankie Hejduk	DF	5'8"	05.08.1974	52/5	Columbus Crew
3	Greg Vanney	DF	5'11"	11.06.1974	25	FC Bastia/FRA
4	Carlos Bocanegra	DF	6'	25.05.1979	19/3	Chicago Fire
6	Cory Gibbs	DF	6'3"	14.01.1980	7	FC St. Pauli/GER
7	Eddie Lewis	MD	5'10"	17.05.1974	53/5	Preston North End/ENG D1
8	Earnie Stewart	MD	5'9"	28.03.1969	96/16	D.C. United
10	Claudio Reyna	MD	5'9"	20.07.1973	97/8	Sunderland/ENG D1
11	Clint Mathis	AT	5'10"	25.11.1976	37/11	NY/NJ MetroStars
12	Dan Califf	DF	6'1"	17.03.1980	10	Los Angeles Galaxy
13	Richard Mulrooney	MD	5'9"	03.11.1976	11	San Jose Earthquakes
15	Bobby Convey	DF	5'8"	27.05.1983	17	D.C. United
17	DaMarcus Beasley	MD	5'7"	24.05.1982	26/4	Chicago Fire
18	Kasey Keller	GK	6'2"	29.11.1969	65	Tottenham Hotspur FC/ENG
19	Steve Ralston	MD	5'9"	14.06.1974	13/2	New England Revolution
20	Brian McBride	AT	6'1"	19.06.1972	72/23	Columbus Crew
21	Landon Donovan	AT	5'8"	04.03.1982	43/14	San Jose Earthquakes
24	Adin Brown	GK	6'4"	27.05.1978	0	New England Revolution
25	Pablo Mastroeni	MD	5'10"	26.08.1976	24	Colorado Rapids

#### Alternates/Reservas

1	Tim Howard	GK	6'3"	06.03.1979	9	NY/NJ MetroStars
5	C.J. Brown	DF	6'1"	15.06.1975	15	Chicago Fire
9	Taylor Twellman	AT	5'11"	29.02.1980	6	New England Revolution
14	Chris Armas	MD	5'7"	27.08.1972	50/2	Chicago Fire
22	Chris Klein	MD	6'1"	04.01.1976	14/3	Kansas City Wizards
23	Nick Garcia	DF	5'10"	09.04.1979	5	Kansas City Wizards



**2003  
CONCACAF  
Gold Cup  
Match Reports**

CONCACAF Gold Cup - First Round - Group D

12.07.2003: Foxboro, Massachusetts, USA; Gillette Stadium (A: 33652)



**CANADA - COSTA RICA 1:0 (0:0)** Paul STALTERI 59'

**Lineups:** **CAN:** Lars Hirschfeld, Paul Fenwick, Richard Hastings, Jason DeVos, Jason Bent (69: Atiba Hutchinson), Paul Stalteri, Daniel Imhof, Kevin McKenna (85: Carlos Corazzin), Martin Nash (63: Maycoll Canizalez), Nick Dasovic, Chris Pozniak. **TD:** Holger OSIECK

**CRC:** Ricardo González, Luis Marín, Alexander Castro, Gilberto Martínez, Wilmer López, Rolando Fonseca, Walter Centeno (76: Steven Bryce), Leonardo González (72: Carlos Castro), Luis Daniel Vallejos, Mauricio Wright, Winston Parks (63: Erick Scott). **TD:** Steve SAMPSON

**Booked:** CAN - Dasovic 20', Nash 26' CRC - Vallejos 25' **Sent Off:** None

**Team Statistics**

	<u>CAN</u>	<u>CRC</u>
Goal Attempts	6	5
Shots On Target	3	4
Saves	3	2
Fouls Committed	21	15
Corners	5	5
Offsides	2	5

R: Richard PIPER (TRI), A1: Michael RAGOONATH (TRI), A2: Anthony GARWOOD (JAM)

FO: Peter PRENDERGAST (JAM)

CONCACAF Gold Cup - First Round - Group C

12.07.2003: Foxboro, Massachusetts, USA; Gillette Stadium (A: 33652)



**USA - EL SALVADOR 2:0 (1:0)** Eddie LEWIS 28'; Brian MCBRIDE 76'

**Lineups:** **USA:** Kasey Keller, Frankie Hejduk, Greg Vanney, Carlos Bocanegra, Eddie Lewis (84: Bobby Convey), Earnie Stewart (71: Steve Ralston), Claudio Reyna (60: Clint Mathis), Danny Califf, Brian McBride, Landon Donovan, Pablo Mastroeni. **TD:** Bruce ARENA

**SLV:** Juan Jose Gomez, William A. Torres Cabrera, Marvin Rene Gonzalez (90: Julio Alexander Castro), Victor Manuel Velasquez, Diego Armando Mejia, William J. Torres Alegria (44: Ramon Alfredo Sanchez), Rudis Alberto Corrales, Gilberto Alfredo Murgas, Alfredo Alberto Pacheco, Juan Alexander Campos (74: Santos Cabrera), Jose Moran Guillermo. **TD:** Juan Ramon PAREDES

**Booked:** USA - Califf 90', SLV - Cabrera 78' **Sent Off:** USA - None, SLV - None

**Team Statistics**

	<u>USA</u>	<u>SLV</u>
Goal Attempts	10	10
Shots On Target	5	6
Saves	2	3
Fouls Committed	16	13
Corners	2	6
Offsides	1	2

R: Felipe RAMOS (MEX) A1: Rafael HERRERA (MEX) A2: Vladimir BERTIAGA (PAN) FO: Roberto MORENO (PAN)

CONCACAF Gold Cup First Round - Group A

13.07.2003: Ciudad de Mexico, MEXICO; Estadio Azteca (A: 75000)



**MEXICO - BRAZIL 1:0 (0:0)** Jared BORGETTI 70'

**Lineups:** **MEX:** Oswaldo Sanchez - Fernando Salazar, Omar Briceno, Ricardo Osorio Mendoza, Octavio Valdez, Pavel Pardo, Jared Borgetti, Miguel Zepeda (46: Luis Perez), Salvador Carmona, Rafael Garcia (67: Daniel Osorno), Jesus Arellano (67: Juan Pablo Rodriguez). **TD:** Ricardo LA VOLPE

**BRA:** Gomes - Maicon, Luisao, Alex, Adriano, Paulo Almeida, Julio Baptista (82: Nadson), Kaka, Ewerthon (53: Thiago Motta), Diego (73: Nilmar), Robinho. **TD:** Ricardo Gomes RAYMUNDO

**Booked:** MEX - Arellano 21', Perez 56', Pardo 65', Valdez 71', Sanchez 90'; BRA - Paulo Almeida 87'

**Sent off:** None

**Team Statistics**

	<u>MEX</u>	<u>BRA</u>
Goal Attempts	7	17
Shots on Target	3	7
Saves	4	0
Fouls Committed	15	11
Offsides	2	3

R: Rodolfo Sibrian (SLV), A1: Hugo Calero (NCA), A2: Hector Vergara (CAN), FO: Nery Alfaro (SLV)



CONCACAF Gold Cup First Round - Group B

13.07.2003: Miami, Florida USA; Orange Bowl (A: 15423)



**JAMAICA - COLOMBIA 0:1 (0:1)** Jairo PATINO 42'

**JAM:** Donovan Ricketts - Michael Johnson (82: Fabian Taylor), James Lawrence, Andrew Williams, Darren Byfield (60: Onandi Lowe), Theodore Whitmore, Tyrone Marshall, Ricardo Gardner, Richard Langley (60: Omar Daley), Craig Ziadie, Claude Davis. **TD:** Carl BROWN

**COL:** Farid Mondragon - Gerardo Vallejo, Jose Mera, Luis Amaranto Perea, Jairo Patiño (46: Kilian Virviescas), Harold Lozano (77: Ruben Dario Velasquez), Giovanni Hernandez, Mauricio Molina, Ruben Darios Bustos (46: David Montoya), John Javier Restrepo, Jairo Castillo.

**Booked:** JAM - Lawrence 87', COL - Restrepo 89' **Sent off:** None

<u>Team Statistics</u>	<u>JAM</u>	<u>COL</u>
Goal Attempts	19	13
Shots on Target	10	7
Saves	6	9
Fouls Committed	12	15
Offsides	1	2

R: Kevin STOTT (USA), A1: Chris STRICKLAND (USA), A2: Paul MESSAM (BAH), FO: Greivin PORRAS (CRC)

CONCACAF Gold Cup First Round - Group D

14.07.2003: Foxboro, Massachusetts USA; Gillette Stadium (A: 8780)



**CUBA -CANADA 2:0 (1:0)** Lester MORÉ 15', 46'

**CUB:** 1 Odelin Molina - 3 Jeniel Marquez, 4 Silvio Pedro Minoso, 5 Alexander Cruzata, 6 Livián Pérez, 7 Jorge Ramírez, 10 Lester Moré, 13 Maikel Galindo Castaneda (82: 9 Lazaro Dalcourt), 14 Jaime Colome (46: 18 Alain Cervantes), 16 Reizander Fernández (58: 2 Nayuri Rivero), 17 Pedro Adriani Faife. **Booked:** Colome 34' **TD:** Miguel COMPANYY

**CAN:** 22 Lars Hirschfeld - 2 Paul Fenwick, 3 Richard Hastings (78: 9 Carlo Corrazin), 5 Jason DeVos, 7 Paul Stalteri, 8 Daniel Imhof, 10 Kevin McKenna, 11 Martin Nash (83: 14 Atiba Hutchinson), 12 Nick Dasovic, 15 Maycoll Canizalez (46: 17 Ian Hume), 16 Chris Pozniak. **TD:** Holger OSIECK

**Booked:** CUB - Colome 34' CAN - Stalteri 45', Fenwick 68' **Sent off:** None

<u>Team Statistics</u>	<u>CUB</u>	<u>CAN</u>
Goal Attempts	8	17
Shots on Target	3	10
Saves	10	1
Fouls Committed	12	15
Corners	2	9
Offsides	5	2

R: Peter PRENDERGAST (JAM); A1: Anthony GARWOOD (JAM); A2: Michael MITCHELL (JAM) FO: Carlos BATRES (GUA)

CONCACAF Gold Cup First Round - Group C

14.07.2003: Foxboro, Massachusetts USA; Gillette Stadium (A: 8780)



**MARTINIQUE - USA 0:2 (0:2)** Brian MCBRIDE 39', 43'

**MQE:** 24 Eddy Huerlie - 4 Judes Vaton, 5 Patrick Percin (67: 14 Jean-Michel Michaud), 7 Yann Girier-Dufournier, 8 David Dicanot, 10 Jose Gordon (82: 20 Dominique Reyale), 11 Miguel Duragrin, 12 Stephane Suedile, 15 Willy Padoly (75: 6 Gael Germany), 16 Jean-Victor Lavril, 21 Charles-Edouard Coridon. **TD:** Theodore ANTONIN

**USA:** 18 Kasey Keller - 2 Frankie Hejduk, 4 Carlos Bocanegra, 6 Cory Gibbs, 7 Eddie Lewis (65: 25 Pablo Mastroeni), 10 Claudio Reyna (46: 8 Earnie Stewart), 13 Richard Mulrooney, 15 Bobby Convey, 19 Steve Ralston, 20 Brian McBride (86: Greg Vanney), 21 Landon Donovan. **TD:** Bruce ARENA

**Booked:** MQE - Girier-Dufournier 45', Dicanot 62' USA - Hejduk 30' **Sent off:** MQE - Girier-Dufournier 89'

<u>Team Statistics</u>	<u>MQE</u>	<u>USA</u>
Goal Attempts	3	13
Shots on Target	3	7
Saves	5	3
Fouls Committed	15	13
Corners	1	9
Offsides	4	3

R: Roberto MORENO (PAN), A1: Rafael HERRERA (MEX), A2: Roberto ALCANTARA (DOM), FO: Benito ARCHUNDIA (MEX)

Weather: Clear, 67 degrees

CONCACAF Gold Cup First Round - Group B

15.07.2003: Miami, Florida USA; Orange Bowl (A: 10323)



**GUATEMALA - JAMAICA 0:2 (0:1)** Onandi LOWE 30', Andrew WILLIAMS 72' pen

**GUA:** Edgar Estrada, Mynor Ivan Gonzalez, Julio Cesar Monterroso, Fredy Williams Thompson (46: Hector Geovani Aguirre), Mario Geovanni Acevedo, Fredy Garcia (61: Jose Zacarias Antonio), Nestor Martinez (54: Juan Carlos Plata), Martin Alejandro Machon, Gonzalo Romero, Edgar Everaldo Valencia, Carlos Humberto Ruiz. **TD:** Victor Manuel AGUADO  
**JAM:** Donovan Rickets, Michael Johnson, James Lawrence, Andrew Williams, Darren Byfield (59: Damion Stewart), Theodore Whitmore, Tyrone Marshall (46: Marco McDonald), Ricardo Gardner, Craig Ziadie, Claude Davis (68: Omar Daley), Onandi Lowe. **TD:** Carl BROWN

**Booked:** JAM: Onandi Lowe 34', Marco McDonald 46', GUA: Fredy Garcia 36', Mynor Ivan Gonzales 51',

**Sent off:** JAM: Onandi Lowe 51',

<u>Team Statistics</u>	<u>GUA</u>	<u>JAM</u>
Goal Attempts	19	10
Shots on Target	6	3
Saves	1	4
Fouls Committed	16	16
Offsides	2	5

R: Jose B. PINEDA (HON) A1: Eugene CONTRERAS (BLZ) A2: Chris STRICKLAND (USA) FO: Kevin STOTT (USA)

CONCACAF Gold Cup First Round - Group A

15.07.2003: Ciudad de Mexico; Estadio Azteca (A: 3000)



**BRAZIL - HONDURAS 2:1 (1:0)** MAICON 16', DIEGO 84' - Julio Cesar Leon 90'+ pen

**BRA:** Gomes - Maicon, Luisao, Alex, Adriano Paulo Almeida, Julio Baptista, Kaká, Ewerthon (72: Carlos Alberto), Diego, Robinho (55: Thiago Motta). **TD:** Ricardo Gomes RAYMUNDO

**HON:** Victor Coello - Milton Palacios, Eric Vallecillo, Jaime Heilberto Rosales, Oscar David Suazo (71: Jairo Martinez), Julio Cesar Leon, Wilmer Velasquez (46: Elvis Turcios), Javier Omar Martinez, Walter Hernandez, Oscar Bonilla (75: Emil Jose Martinez), Luis Guifarro. **TD:** Edwin PAVÓN

**Booked:** BRA - Alex 45', T. Motta 80' HON - M. Palacios 43', Suazo 44' **Sent off:** None

<u>Team Statistics</u>	<u>BRA</u>	<u>HON</u>
Goal Attempts	14	9
Shots on Target	11	6
Saves	3	7
Fouls Committed	19	14
Offsides	1	1

R: Mauricio NAVARRO (CAN) A1: Hector VERGARA (CAN) A2: Modesto HEIRRAZUELO (CUB) FO: Rodolfo SIBRIAN (SLV)

CONCACAF Gold Cup - First Round - Group D

16.07.2003: Foxboro, Massachusetts USA; Gillette Stadium (A: 10361) Weather: Cloudy,



**COSTA RICA - CUBA 3:0 (1:0)** Walter CENTENO 45'+, Steven BRYCE 72', Erick SCOTT 77'

**CUB:** 1 Odelin Molina - 3 Jeniel Marquéz, 4 Silvio Pedro Miñoso, 5 Alexander Cruzata, 6 Liván Pérez, 7 Jorge Ramírez, 10 Lester Moré (63: 11 Rene Estrada Infante), 13 Maikel Galindo Castañeda (90: 9 Lazaro Dalcourt), 16 Reizander Fernández, 17 Pedro Adriani Faife, 18 Alain Cervantes (75: 8 Eduardo Morales) **TD:** Miguel COMPANYY  
**CRC:** 23 Ricardo González - 3 Luis Marín, 4 Alexander Castro, 5 Gilberto Martínez, 6 Wilmer López (71: 17 Steven Bryce), 7 Rolando Fonseca (62: 14 Erick Scott), 8 Mauricio Solís, 10 Walter Centeno, 19 Mauricio Wright, 21 Winston Parks, 22 Carlos Castro (79: 12 Leonardo Gonzalez) **TD:** Steve SAMPSON

**Booked CUB:** Jorge Ramirez 23', Silvio Pedro Miñoso 45', Alain Cervantes 67', CRC: Alexander Castro 37', Mauricio Solis 83' **Sent off:** none

<u>Team Statistics</u>	<u>CRC</u>	<u>CUB</u>
Goal Attempts	15	4
Shots on Target	9	2
Saves	2	2
Fouls Committed	16	20
Corners	5	3
Offsides	4	1

R: Benito ARCHUNDIA (MEX) A1: Vladimir BERTIAGA (PAN) A2: Roberto ALCANTARA (DOM) FO: Felipe RAMOS (MEX)

CONCACAF Gold Cup - First Round - Group C

16.07.2003: Foxboro, Massachusetts USA; Gillette Stadium (A: 10361)



**EL SALVADOR - MARTINIQUE 1:0 (0:0)** Marvin Rene GONZALEZ 76'

**MQE:** 26 Eddy Huerlie - 4 Judes Vaton, 5 Patrick Percin, 8 David Dicanot, 10 José Gordon (63: 20 Dominique Reyal), 11 Miguel Duragrin, 12 Stéphane Suedile, 14 Jean-Michel Michaud (64: 6 Gael Germany), 15 Willy Padoly, 16 Jean-Victor Lavril, 21 Charles-Edouard Coridon **TD:** Théodore ANTONIN

**SLV:** 22 Juan Jose Gomez - 2 William Antonio Torres, 3 Marvin Rene Gonzalez, 4 Julio Alexander Castro (59: 11 William J. Torres Alegeria), 5 Victor Manuel Velasquez, 7 Ramon Alfredo Sanchez, 8 Santos Dagoberto Cabrera (46: 18 Gilberto Alfredo Murgas), 12 Juan Alexander Campos (74: Roberto Ochoa), 14 Rudis Alberto Corrales, 19 Alfredo Alberto Pacheco, 24 Guillermo Jose Morán **TD:** Juan Ramos PAREDES

**Booked** MQE: Jean-Victor Lavril 30', Gael Germany 78', David Dicanot 78', Pat Pecin 90' SLV: Ochoa 81' **Sent off:** none

**Team Statistics**

	<u>MQE</u>	<u>SLV</u>
Goal Attempts	14	15
Shots on Target	6	6
Saves	5	5
Fouls Committed	6	13
Corners	1	9
Offsides	0	5

R: Carlos BATRES (GUA) A1: Michael MITCHELL (JAM) A2: Michael RAGOONATH (TRI) FO: Richard PIPER (TRI)

CONCACAF Gold Cup First Round - Group B

17.07.2003: Miami, Florida USA; Orange Bowl (A: 11233)



**GUATEMALA - COLOMBIA 1:1 (1:0)** Carlos Humberto RUIZ 21' pen. Mauricio MOLINA 79'

**GUA:** Edgar Estrada, Mynor Ivan Gonzalez, Julio Cesar Monterroso, Fredy Williams Thompson (76': Nelson Morales), Nestor Martinez, Hector Geovani Aguirre, Juan Carlos Plata (40': Mario Rafael Rodriguez), Martin Alejandro Machon, Gonzalo Romero (57': Fredy Garcia), Edgar Everaldo Valencia, Carlos Humberto Ruiz. **TD:** Victor Manuel AGUADO

**COL:** Farid Mondragon, Gerardo Vallejo (46': Ruben Dario Velasquez), Jose Mera, Luis Amranto Perea, Jairo Patino, Harold Lozano (46': Kilian Virviescas), Giovanni Hernandez, Mauricio Molina, Ruben Dario Bustos, John Javier Restrepo, Jairo Castillo (46': Julian Vasquez), **TD:** Francisco MATURANA

**Booked:** COL: Farid MONDRAGON 20', Jose MERA 45', Luis Amaranto PEREA 64', Julian Vasquez 90'.

**GUA:** Hector Geovani AGUIRRE 26', Edgar Everaldo Valencia 78', **Sent off:** none

**Team Statistics**

	<u>GUA</u>	<u>COL</u>
Goal Attempts	12	21
Shots on Target	7	13
Saves	7	5
Fouls Committed	15	17
Offsides	1	3

R: Greivin PORRA (CRC), A1: Paul MESSAM (BAH), A2: Eugene CONTRERAS (BLZ), FO: Jose Benigno PINEDA (HON)

CONCACAF Gold Cup First Round - Group A

17.07.2003: Ciudad de Mexico, MEXICO; Estadio Azteca (A: 20000)



**HONDURAS - MEXICO 0:0**

**HON:** Víctor Coello - Ninrod Medina, Milton Palacios, Erick Vallecillo, Julio César León (89: Emil Jose Martínez), Jaime Rosales, Wilmer Velásquez (59: Oscar David Suazo), Elvis Turcios (80: Oscar Bonilla), Edgar Alvarez, Walter Hernández, Luis Guifarro. **TD:** Edwin PAVÓN

**MEX:** Oswaldo Sánchez - Fernando Salazar, Omar Briceño, Ricardo Osorio Mendoza, Octavio Valdez, Pavel Pardo, Jared Borgetti, Miguel Zepeda (46: Daniel Osorno), Salvador Carmona, Rafael García (75: Juan Pablo Rodríguez), Jesús Arellano (56: Luis Pérez). **TD:** Ricardo LA VOLPE

**Booked:** HON: Hernández 31', Medina 88' MEX - Pardo 63', Pérez 80' **Sent off:** None

**Team Statistics**

	<u>HON</u>	<u>MEX</u>
Goal Attempts	5	5
Shots on Target	3	2
Saves	2	3
Fouls Committed	14	14
Offsides	1	1

R: Nery ALFARO (SLV), A1: Modesto HIERREZUELO (CUB), A2: Hugo CALERO (NIC) FO: Mauricio NAVARRO (CAN)

CONCACAF Gold Cup - Quarterfinals

19.07.2003: Foxboro, Massachusetts, USA; Gillette Stadium (A: 15627)



**USA - CUBA 5:0 (3:0)** Landon DONOVAN 22', 25', 55', 76', Steve RALSTON 42'

**USA:** 18 Kasey Keller - 2 Frankie Hejduk, 3 Greg Vanney, 6 Cory Gibbs, 7 Eddie Lewis, 10 Claudio Reyna (8 Earnie Stewart 46'), 12 Dan Califf, 19 Steve Ralston, 20 Brian McBride (11 Clint Mathis 46'), 21 Landon Donovan, 25 Pablo Mastroeni (13 Richard Mulrooney 46'). **TD:** Bruce ARENA

**CUB:** 1 Odelin Molina - 2 Nayuri Rivero (Alain Cervantes 46'), 3 Jeniel Marquéz, 4 Silvio Pedro Miñoso, 5 Alexander Cruzata 7 Jorge Ramírez, 9 Lazaro Dalcourt (15 Lazaro Ruiz 68'), 10 Lester Moré (6 Livan Perez 46'), 13 Maikel Galindo Castañeda, 16 Reizander Fernández, 17 Pedro Adriani Faife. **TD:** Miguel COMPANYY

**Booked:** USA - Dan CALIFF 49', CUB - Pedro Adriani FAIFE 75' **Sent Off:** CUB - Reizander FERNANDEZ 43'

<u>Team Statistics</u>	<u>USA</u>	<u>CUB</u>
Goal Attempts	15	2
Shots On Target	11	0
Saves	0	4
Fouls Committed	7	15
Corners	5	1
Offsides	3	1

R: Peter PRENDERGAST (JAM), A1: Michael MITCHELL (JAM), A2: Michael RAGOONATH (TRI), FO: Benito ARCHUNDIA (MEX)

CONCACAF Gold Cup - Quarterfinals

19.07.2003: Foxboro, Massachusetts, USA; Gillette Stadium (A: 15627)



**COSTA RICA - EL SALVADOR 5:2 (2:1)** CRC - Erick SCOTT 11', Walter CENTENO 45', 68' (pen.), 90' (pen.), Steven BRYCE 71' SLV - Gilberto Alfredo MURGAS 34' (pen.), SLV - Alfredo Alberto PACHECO 53'

**CRC:** 23 Ricardo González - 3 Luis Marín, 4 Alexander Castro (16 Try Bennett 81'), 5 Gilberto Martínez, 6 Wilmer López (13 Luis Daniel Vallejos 76'), 8 Mauricio Solís, 10 Walter Centeno, 14 Erick Scott, 19 Mauricio Wright, 21 Winston Parks (17 Steven Bryce 66'), 22 Carlos Castro. **TD:** Steve SAMPSON

**SLV:** 22 Juan Jose Gomez - 2 William Antonio Torres (8 Santos Dagoberto Cabrera 83'), 3 Marvin Rene Gonzalez, 5 Victor Manuel Velasquez, 7 Ramon Alfredo Sanchez, 14 Rudis Alberto Corrales, 15 Roberto Alexander Ochoa (11 William Torres Alegria 74'), 17 Carlos Alberto Menjivar (9 Diego Armando Mejia 70'), 18 Gilberto Alfredo Murgas, 19 Alfredo Alberto Pacheco, 24 Guillermo Jose Morán. **TD:** Juan Ramon PAREDES

**Booked:** CRC - Luis MARIN 63', Mauricio SOLIS 64' SLV - Roberto Alexander OCHOA 70' **Sent Off:** None

<u>Team Statistics</u>	<u>CRC</u>	<u>SLV</u>
Goal Attempts	16	12
Shots On Target	8	8
Saves	5	3
Fouls Committed	22	15
Corner Kicks	2	7
Offsides	1	0

R: Felipe RAMOS (MEX), A1: Rafael HERRERA (MEX), A2: Vladimir BERTIAGA (PAN), FO: Carlos BATRES (GUA)

CONCACAF Gold Cup Quarterfinals

20.07.2003: Ciudad de México, MEXICO; Estadio Azteca (A: 10000)



**MEXICO - JAMAICA 5:0 (2:0)** Omar BRAVO 37', Rafael GARCIA 40', Daniel OSORNO 54', Jared BORGETTI 61', Juan Pablo RODRIGUEZ 82'

**MEX:** Oswaldo Sanchez - Fernando Salazar, Omar Briceno, Ricardo Osorio Mendoza (72: Mario Mendez), Octavio Valdez, Omar Bravo (53: Daniel Osorno), Jared Borgetti, Juan Pablo Rodriguez, Salvador Carmona, Rafael Garcia, Jesus Arellano (71: Miguel Zepeda). **TD:** Ricardo LA VOLPE

**JAM:** Donovan Ricketts - Damion Stewart, Michael Johnson, James Lawrence, Andrew Williams (3: Fabian Taylor), Darren Byfield (69: Gerald Neil), Theodore Whitmore, Ricardo Gardner, Marco McDonald, Ricard Langley (58: Omar Daley), Craig Ziadie. **TD:** Carl BROWN

**Booked:** MEX - Carmona 83' JAM - Stewart 16', Whitmore 56', Gardner 66' **Sent off:** None

<u>Team Statistics</u>	<u>MEX</u>	<u>JAM</u>
Goal Attempts	22	6
Shots on Target	10	1
Saves	1	4
Fouls Committed	13	13
Offsides	3	1

R: Mauricio NAVARRO (CAN) A1: Hector VERGARA (CAN) A2: Modesto HIERREZUELO (CUB) FO: Nery ALFARO (SLV)



# CONCACAF Gold Cup Quarterfinals

19.07.2003: Miami, Florida USA; Orange Bowl (A: 23425 )



**COLOMBIA - BRAZIL 0:2 (0:1)** KAKA 42', 67'

**COL:** Farid Mondragon, Kilian Virviescas, Jose Mera, Luis Amranto Perea, Jairo Patino, Giovanni Hernández (46: Julian Vasquez), Elkin Murillo, Mauricio Molina, Ruben Dario Velasquez (46: Jairo Castillo), Ruben Dario Bustos, John Javier Restrepo. **TD:** Francisco MATURANA

**BRA:** Gomes, Maicon, Luisao, Alex, Adriano, Paulo Almeida, Julio Baptista, Kaka, Diego, Robinho ( 81: Carlos Alberto), Negri, Nilmar. **TD:** Ricardo GOMES

**Booked:** COL: Luis Amranto Perea 5', Ruben Dario Bustos 34', Jairo Patino 53', BRA: Robinho 3',

**Sent off:** COL: Julian Vasquez 83'

## Team Statistics

	<u>COL</u>	<u>BRA</u>
Goal Attempts	10	21
Shots on Target	5	14
Saves	9	5
Fouls Committed	29	10
Offsides	0	0

R: Kevin STOTT (USA) A1: Anthony GARWOOD (JAM) A2: Eugene CONTRERAS (BLZ) FO: Richard PIPER (TRI)

# CONCACAF Gold Cup Semifinals

23.07.2003: Miami, Florida USA; Orange Bowl (A: 35211)



**USA - BRAZIL 1:2 (0:0) (1:1)** a.e.t Carlos BOCANEGRA 62', KAKA 90', DIEGO 100' pk

**USA:** Kasey Keller, Frank Hejduk, Carlos Bocanegra, Cory Gibbs, Eddie Lewis, Earnie Stewart (83: Damarcus Beasley), Claudio Reyna (71: Richard Mulrooney), Bobby Convey, Brian McBride (30': Clint Mathis), Landon Donovan, Pablo Mastroeni. **TD:** Bruce ARENA

**BRA:** Gomes, Maicon, Luisao, Alex, Adriano, Paulo Almeida, Julio Baptista, Kaka, Diego, Robinho (75: Carlos Alberto), Nilmar (81: Nadson). **TD:** Ricardo GOMES

**Booked:** USA: Claudio Reyna 7', Pablo Mastroeni 41', Carlos Bocanegra 85'

BRA: Nilmar 16', Adriano 62', Maicon 65', Carlos Alberto 78', Diego 90' Sent off: USA: Cory Gibbs 100'

## Team Statistics

	<u>USA</u>	<u>BRA</u>
Goal Attempts	8	24
Shots on Target	2	8
Saves	8	1
Fouls Committed	22	16
Offsides	2	3

R: Carlos BATRES (GUA), A1: Vladimir BERTIAGA (PAN), A2: Paul MESSAM (BAH), FO: Jose B. PINEDA (HON)

# CONCACAF Gold Cup -Semifinals

24.07.2003: Ciudad de México, MEXICO; Estadio Azteca (A: 35000)



**MEXICO - COSTA RICA 2:0 (2:0)** Rafael MARQUEZ 19'; Jared BORGETTI 28'

**MEX:** Oswaldo Sanchez - Omar Briceno, Rafael Marquez (46: Fernando Salazar), Ricardo Osorio Mendoza, Salvador Carmona, Octavio Valdez, Omar Bravo (65: Daniel Osorno), Pavel Pardo, Jared Borgetti, Rafael Garcia, Jesus Arellano (77: Juan Pablo Rodriguez). **TD:** Ricardo LAVOLPE

**CRC:** Ricardo Gonzalez - Luis Marin, Alexander Castro, Gilberto Martinez (46: Pablo Chinchilla), Wilmer Lopez (67: Steven Bryce), Walter Centeno, Luis Daniel Vallejos, Erick Scott, Mauricio Wright, Winston Parks (55: Rolando Fonseca), Carlos Castro. **TD:** Steve SAMPSON

**Booked:** MEX - Borgetti 52' CRC - Vallejos 60', Chinchilla 79' Sent Off: None

## Team Statistics

	<u>MEX</u>	<u>CRC</u>
Goal Attempts	7	9
Shots On Target	5	4
Saves	1	1
Fouls Committed	11	12
Corner Kicks	3	2
Offsides	2	4

R: Nery ALFARO (SLV), A1: Modesto HIERREZUELO (CUB), A2: Hugo CALERO (NCA), FO: Mauricio NAVARRO (CAN)

CONCACAF Gold Cup 3rd Place Game

26.07.2003: Miami, Florida USA; Orange Bowl (A: 5093) Weather:



**USA - COSTA RICA 3:2 (1:2)**

Rolando FONSECA 24'; Carlos BOCANEGRA 29'; FONSECA 39'; Earnie STEWART 56'; Bobby CONVEY 67';

**USA:** Kasey Keller - Frank Hejduk, Greg Vanney, Carlos Bocanegra, Earnie Stewart, Danny Califf, Richard Mulrooney, Bobby Convey (87: Pablo Mastroeni), DaMarcus Beasley (78: Eddie Lewis), Steve Ralston (70: Clint Mathis), Landon Donovan. **TD:** Bruce ARENA

**CRC:** Alvaro Messen - Luis Marin, Alexander Castro (35: Tray Bennette), Wilmer Lopez (60: Erick Scott), Rolando Fonseca, Mauricio Solis, Walter Centeno, Leonardo Gonzalez (74: Winston Parks), Steven Bryce, Mauricio Wright, Pablo Chinchilla. **TD:** Steve SAMPSON.

**Booked:** USA: Convey 69', CRC: Wright 62', Parks 76', Marin 77' **Sent off:** none

<u>Team Statistics</u>	<u>USA</u>	<u>CRC</u>
Goal Attempts	12	9
Shots on Target	8	7
Saves	4	4
Fouls Committed	14	24
Offsides	2	1

R: Richard Piper (TRI), A1: Anthony Garwood (JAM), A2: Paul MESSAM (BAH), FO: Carlos Batres (GUA)

---

CONCACAF Gold Cup Final

27.07.2003: Ciudad de Mexico, MEXICO; Estadio Azteca (A: 80000)



**BRAZIL - MEXICO 0:1 (0:0) (0:0) a.e.t.**

Daniel OSORNO 97'

**BRA:** Gomes - Maicon, Luisao, Alex, Adriano (60: Coelho), Paulo Almeida, Julio Baptista, Kaká, Diego, Robinho (46: Carlos Alberto), Nilmar (90: Ewerthon). **TD:** Ricardo GOMES

**MEX:** Oswaldo Sanchez - Fernando Salazar (76: Mario Mendez), Omar Briceno, Ricardo Osovio Mendoza, Octavio Valdez, Pavel Pardo, Jared Borgetti, Luis Pérez, Salvador Carmona, Rafael Garcia (65: Daniel Osorno), Jesus Arellano (65: Juan Pablo Rodriguez).

**TD:** Ricardo LA VOLPE

**Booked:** BRA - Julio Baptista 15', Diego 54', Luisao 76', Paulo Almeida 87' MEX - Carmona 86' **Sent off:** None

<u>Team Statistics</u>	<u>BRA</u>	<u>MEX</u>
Goal Attempts	14	13
Shots on Target	5	8
Saves	4	5
Fouls Committed	14	15
Offsides	4	3

R: Mauricio NAVARRO (CAN), A1: Hector VERGARA (CAN), A2: Modesto HIERREZUELO (CUB), FO: Nery ALFARO (SLV)

**2003  
CONCACAF  
Gold Cup  
Final Statistics**

## GOLD CUP 2003 Final Standings

### FIRST ROUND/PRIMERA RONDA

<u>Group/Grupo A (Mexico City)</u>	<u>GP/PJ</u>	<u>W/G</u>	<u>L/D</u>	<u>T/E</u>	<u>GF:GA/E</u>	<u>PTS</u>
Mexico	2	1	0	1	1:0	4
Brazil	2	1	1	0	2:2	3
Honduras	2	0	1	1	1:2	1

13.07.2003	MEXICO - BRAZIL 1:0 (0:0)	Estadio Azteca
15.07.2003	BRAZIL - HONDURAS 2:1 (1:0)	Estadio Azteca
17.07.2003	HONDURAS - MEXICO 0:0	Estadio Azteca

<u>Group/Grupo B (Miami)</u>	<u>GP/PJ</u>	<u>W/G</u>	<u>L/D</u>	<u>T/E</u>	<u>GF:GA/E</u>	<u>PTS</u>
Colombia	2	1	0	1	2:1	4
Jamaica	2	1	1	0	2:1	3
Guatemala	2	0	1	1	1:3	1

13.07.2003	JAMAICA - COLOMBIA 0:1 (0:1)	Orange Bowl
15.07.2003	GUATEMALA - JAMAICA 0:2 (0:1)	Orange Bowl
17.07.2003	COLOMBIA - GUATEMALA 1:1 (0:1)	Orange Bowl

<u>Group/Grupo C (Foxboro)</u>	<u>GP/PJ</u>	<u>W/G</u>	<u>L/D</u>	<u>T/E</u>	<u>GF:GA/E</u>	<u>PTS</u>
USA	2	2	0	0	4:0	6
El Salvador	2	1	1	0	1:2	3
Martinique	2	0	2	0	0:3	0

12.07.2003	USA - EL SALVADOR 2:0 (1:0)	Gillette Stadium
14.07.2003	MARTINIQUE - USA 0:2 (0:2)	Gillette Stadium
16.07.2003	EL SALVADOR - MARTINIQUE 1:0 (0:0)	Gillette Stadium

<u>Group/Grupo D (Foxboro)</u>	<u>GP/PJ</u>	<u>W/G</u>	<u>L/D</u>	<u>T/E</u>	<u>GF:GA/E</u>	<u>PTS</u>
Costa Rica	2	1	1	0	3:1	3
Cuba	2	1	1	0	2:3	3
Canada	2	1	1	0	1:2	3

12.07.2003	CANADA - COSTA RICA 1:0 (0:0)	Gillette Stadium
14.07.2003	CUBA - CANADA 2:0 (1:0)	Gillette Stadium
16.07.2003	COSTA RICA - CUBA 3:0 (1:0)	Gillette Stadium

### Quarterfinals/Cuartos de Finales

19.07.2003	QF1: USA - CUBA 5:0 (3:0)	Gillette Stadium
	QF2: COSTA RICA - EL SALVADOR 5:2 (2:1)	Gillette Stadium
	QF4: COLOMBIA - BRAZIL 0:2 (0:1)	Orange Bowl
20.07.2003	QF3: MEXICO - JAMAICA 5:0 (2:0)	Estadio Azteca

### Semifinals/Semifinales

23.07.2003	SF1: USA - BRAZIL 1:2 (0:0) (1:1) a.e.t.	Orange Bowl
24.07.2003	SF2: MEXICO - COSTA RICA 2:0 (2:0)	Estadio Azteca

### Finals/Finales

26.07.2003	THIRD-PLACE/TERCER PUESTO USA - COSTA RICA 3:2 (1:2)	Orange Bowl
27.07.2003	CHAMPIONSHIP/CAMPEONATO BRAZIL - MEXICO 0:1 (0:0) (0:0) a.e.t.	Estadio Azteca

## Final Standings

1. Mexico
2. Brazil
3. USA
4. Costa Rica
5. Colombia
6. El Salvador
7. Jamaica
8. Cuba
9. Canada
10. Honduras
11. Guatemala
12. Martinique



**GOALS/GOLES**

21.	Landon DONOVAN (USA)	4
10.	Walter CENTENO (CRC)	4 (2 pen)
9.	Jared BORGETTI (MEX)	3
8.	KAKÁ (BRA)	3
20.	Brian McBRIDE (USA)	3
4.	Carlos BOCANEGRA (USA)	2
17.	Steven BRYCE (CRC)	2
10.	DIEGO (BRA)	2
7.	Rolando FONSECA (CRC)	2
10.	Lester MORÉ (CUB)	2
11.	Daniel OSORNO (MEX)	2
14.	Erick SCOTT (CRC)	2
7.	Omar BRAVO (MEX)	1
15.	Bobby CONVEY (USA)	1
20.	Rafael GARCIA (MEX)	1
3.	Marvin GONZALEZ (SLV)	1
10.	Julio Cesar LEON (HON)	1 (1 pen)
7.	Eddie LEWIS (USA)	1
31.	Onandi LOWE (JAM)	1
2.	MAICON (BRA)	1
4.	Rafael MARQUEZ (MEX)	1
14.	Mauricio MOLINA (COL)	1
18.	Gilberto Alfredo MURGAS (SLV)	1 (1 pen)
19.	Alfredo Alberto PACHECO (SLV)	1
7.	Jairo PATINO (COL)	1
19.	Steve RALSTON (USA)	1
15.	Juan Pablo RODRÍGUEZ (MEX)	1
16.	Carlos RUIZ (GUA)	1 (1 pen)
7.	Paul STALTERI (CAN)	1
8.	Earnie STEWART (USA)	1
9.	Andrew WILLIAMS (JAM)	1 (1 pen)

**ASSISTS/ASISTENCIAS**

7.	Eddie LEWIS (USA)	3
19.	Steve RALSTON (USA)	3
18.	Salvador CARMONA (MEX)	2
21.	Landon DONOVAN (USA)	2
20.	Brian McBRIDE (USA)	2
21.	Winston PARKS (CRC)	2
3.	Greg VANNEY (USA)	2
16.	Tray BENNETTE (CRC)	1
16.	Ruben D. BUSTOS (COL)	1
22.	Carlos CASTRO (CRC)	1
20.	Pablo CHINCHILLA (CRC)	1
14.	Jaime COLOME (CUB)	1
17.	Pedro A. FAIFE (CUB)	1
20.	Rafael GARCIA (MEX)	1
15.	Ricardo GARDNER (JAM)	1
18.	THIAGO MOTTA (BRA)	1
14.	Mauricio MOLINA (COL)	1
11.	Daniel OSORNO (MEX)	1
11.	ROBINHIO (BRA)	1
14.	Erick SCOTT (CRC)	1
10.	Claudio REYNA (USA)	1
6.	Octavio VALDEZ (MEX)	1

**THE GOALKEEPERS/LOS PORTEROS**

Goalkeeper	Cntry	Mins	Goals	Saves	Avg.
SANCHEZ	MEX	457	0	19	0.00
GOMES	BRA	467	4	13	0.77
KELLER	USA	460	4	17	0.78
COELLO	HON	180	2	9	1.00
HIRSCHFELD	CAN	180	2	4	1.00
MONDRAGON	COL	270	3	23	1.00
GONZALEZ	CRC	360	5	10	1.25
ESTRADA	GUA	180	3	8	1.50
HUERLIE	MAR	180	3	10	1.50
RICKETTS	JAM	270	6	14	2.00
GOMEZ	SLV	270	7	11	2.33
MOLINA	CUB	270	8	16	2.67
MESEN	CRC	90	3	4	3.00

158 saves and 50 goals conceded in 20 games

No goals conceded in 457 minutes by SANCHEZ (MEX)

Total goals scored: 50 goals in 20 games = 2.50 goals per game

**WHEN THE GOALS WERE SCORED/****CUANDO LOS GOLES FUERON ANOTADOS:**

Min	Goales/Goals
0 - 15	2 (4%)
16 - 30	10 (20%)
31 - 45	11 (22%)
46 - 60	6 (12%)
61 - 75	9 (18%)
76 - 90	10 (20%)
91 - 120	2 (4%)

**HOW THE GOALS WERE SCORED/****COMO LOS GOLES FUERON ANOTADOS:**

GOALS/GOLES:	50 Total
SHOTS/TIROS:	34 (from 483 goal attempts = 7%)
HEADERS/DE CABEZA:	9 (from 67 headers and 476 xb = 1.9%)
PENALTIES/PENALES:	7

**FROM THE RUN OF PLAY/DURANTE EL JUEGO (33)**

Passing run/Pase al medio	13
Passing run/Pase a los lados	16
Solo	4

**STANDARD SITUATIONS/DE SITUACIONES ESTÁNDARES (17)**

Corner Kick/Esquinas	4 (from 192 total corners)
Free Kick/Libre	6 (from 129 total)
Penalty Kick/Penales	7 (from 8 total)

**WHO SCORED THE GOALS/QUIENES ANOTARON**

Attackers/Delanteros	28
Midfielders/Mediocampistas	16
Defenders/	6

**GOLDEN BALL WINNER (MVP) / BALONE DE ORO (JMV)**

Jesus ARELLANO (AT, MEX)

**GOLDEN BOOT WINNERS / BOTINES DE ORO**

Walter CENTENO (CRC)

Landon DONOVAN (USA)

## ACTUAL PLAYING TIME TIME OF POSSESSION

(AVG <per 90 mins>: 57:48)

1.	46:34	CAN: 16:31 - CRC: 30:03
2.	57:31	USA: 31:50 - SLV: 25:41
3.	62:50	MEX: 30:00 - BRA: 32:50
4.	59:30	JAM: 29:45 - COL: 29:45
5.	54:18	CUB: 24:50 - CAN: 29:28
6.	51:24	MQE: 18:59 - USA: 32:25
7.	52:31	GUA: 31:30 - JAM: 21:01
8.	59:34	BRA: 35:14 - HON: 25:20
9.	51:28	CRC: 32:23 - CUB: 19:05
10.	58:10	SLV: 32:09 - MQE: 26:01
11.	63:15	COL: 37:55 - GUA: 25:20
12.	61:57	HON: 31:37 - MEX: 30:20
13.	55:35	USA: 28:57 - CUB: 26:38
14.	52:15	CRC: 25:17 - SLV 26:58
15.	59:27	MEX: 40:24 - JAM: 19:03
16.	56:04	COL: 24:52 - BRA: 31:12
17.	67:06*	USA: 28:36 - BRA: 38:30
18.	68:05	MEX: 34:20 - CRC: 33:45
19.	52:04	USA: 26:02 - CRC: 26:02
20.	66:30*	MEX: 34:35 - BRA: 31:55

(\* includes overtime)

## DISCIPLINARY RECORD/RECORD DISCIPLINARIO

WHEN CARDS WERE ISSUED:

TOTAL = 87

00 - 15 minutes	4
16 - 30 minutes	11
31 - 45 minutes	15 (1 R)
46 - 60 minutes	11 (1 R)
61 - 75 minutes	16
76 - 90 minutes	29 (2 R)
91 - 120 minutes	1 (1 R)

## TEAM DISCIPLINARY RECORDS/

## RECORD DISCIPLINARIO DE LOS EQUIPOS:

Total Fouls - Average per game

BRAZIL	70 - 14	13 Y	
CANADA	36 - 18	4 Y	
COLOMBIA	61 - 20	8 Y	1 R
COSTA RICA	93 - 19	10 Y	
CUBA	47 - 16	5 Y	1 R
EL SALVADOR	41 - 14	3 Y	
GUATEMALA	30 - 15	4 Y	
HONDURAS	18 - 9	4 Y	
JAMAICA	41 - 14	7 Y	1 R
MARTINIQUE	21 - 11	6 Y	1 R
MEXICO	68 - 14	10 Y	
USA	78 - 14	8 Y	1 R

## 2003 CONCACAF GOLD CUP QUALIFICATION /

## ELIMINATORIAS COPA ORO CONCACAF 2003

## CENTRAL AMERICAN ZONE / ZONA CENTROAMERICANA

Estadio Rommel Fernández – Ciudad de Panamá, PANAMA

Group/Grupo	GP/PJ	W/G	L/D	T/E	GF:GA/E	PTS
Costa Rica	5	4	0	1	5:1	13
Guatemala	5	3	1	1	10:4	10
<u>El Salvador</u>	<u>5</u>	<u>3</u>	<u>2</u>	<u>0</u>	<u>6:4</u>	<u>9</u>
Honduras *	5	1	3	1	4:5	4
Panama	5	1	3	1	4:5	4
Nicaragua	5	1	4	0	1:11	3

09.02.2003 Panama – El Salvador 1:2 (1:0)

11.02.2003 Honduras – Nicaragua 2:0 (2:0)

11.02.2003 Costa Rica – El Salvador 1:0 (0:0)

13.02.2003 El Salvador – Nicaragua 3:0 (2:0)

13.02.2003 Costa Rica – Guatemala 1:1 (1:0)

15.02.2003 Costa Rica – Nicaragua 1:0 (0:0)

15.02.2003 Honduras – El Salvador 0:1 (0:0)

16.02.2003 Guatemala – Panama 0:2 (0:2)

18.02.2003 Guatemala – Nicaragua 5:0 (2:0)

18.02.2003 Panama – Honduras 1:1 (0:1)

20.02.2003 El Salvador – Guatemala 0:2 (0:1)

20.02.2003 Costa Rica – Honduras 1:0 (1:0)

21.02.2003 Panama – Nicaragua 0:1 (0:0)

23.02.2003 Guatemala – Honduras 2:1 (1:0)

23.02.2003 Costa Rica – Panama 1:0 (0:0)

*El Salvador, Costa Rica & Guatemala qualify/clasifican*

*\* Honduras advances to Interzone Playoff*

## CARIBBEAN ZONE/ZONA CARIBE

National Stadium – Kingston, JAMAICA

Group/Grupo	AGP/PJ	W/G	L/D	T/E	GF:GA/E	PTS
<u>Jamaica</u>	<u>3</u>	<u>2</u>	<u>0</u>	<u>1</u>	<u>10:2</u>	<u>7</u>
Martinique *	3	1	1	1	8:8	4
Haití	3	1	2	0	3:5	3
St. Lucia	3	1	2	0	6:11	3

26.03.2003 Jamaica – St. Lucia 5:0 (3:0)

26.03.2003 Haiti – Martinique 2:1 (1:1)

28.03.2003 St. Lucia – Haiti 2:1 (1:0)

28.03.2003 Jamaica – Martinique 2:2 (0:1)

30.03.2003 St. Lucia – Martinique 4:5 (2:1)

30.03.2003 Jamaica – Haiti 3:0 (1:0)

Group/Grupo	BGP/PJ	W/G	L/D	T/E	GF:GA/E	PTS
<u>Cuba</u>	<u>3</u>	<u>3</u>	<u>0</u>	<u>0</u>	<u>8:3</u>	<u>9</u>
Trinidad&Tobago *	3	2	1	0	4:3	6
Guadeloupe	3	1	2	0	5:3	3
Antigua&Barbuda	3	0	3	0	0:6	0

26.03.2003 Guadeloupe – Cuba 2:3 (1:2) PORT OF SPAIN

26.03.2003 Trinidad/Tobago – Antigua/Barbuda 2:0 (1:0) P.O. SPAIN

28.03.2003 Cuba – Antigua & Barbuda 2:0 (0:0) MACOYA

28.03.2003 Trinidad/Tobago – Guadeloupe 1:0 (0:0) MACOYA

30.03.2003 Guadeloupe – Antigua/Barbuda 2:0 (0:0) MARABELLA

30.03.2003 Trinidad & Tobago – Cuba 1:3 (1:1) MARABELLA

*Cuba, Jamaica qualify / clasifican*

*\* Martinique, Trinidad & Tobago advances to Interzone Playoff,*

**INTERZONE PLAYOFFS/REPECHAJE INTERZONA***Fort-de-France, MARTINIQUE*

Group/Grupo	GP/PJ	W/G	L/D	T/E	GF:GA/E	PTS
Honduras	2	2	0	0	6:2	6
<u>Martinique</u>	<u>2</u>	<u>1</u>	<u>1</u>	<u>0</u>	<u>5:6</u>	<u>3</u>
Trinidad & Tobago	2	0	2	0	2:5	0

23.04.2003 Martinique – Trinidad &amp; Tobago 3:2 (0:2)

25.04.2003 Trinidad &amp; Tobago – Honduras 0:2 (0:0)

27.04.2003 Martinique – Honduras 2:4 (0:1)

*Honduras, Martinique qualify/clasifican***CONCACAF GOLD CUP 2003 – HISTORY/****COPA ORO CONCACAF 2003 – HISTORIA****ALL-TIME TABLE/TABLA DE POSICIONES (1991-2003)**

Teams/Equipos	App/Part	GP/PJ	W/G	L/D	T/E	GF:GA/E
1. USA	7	31	24	4	3	57:20
2. Mexico	7	29	21	3	5	74:13
3. Canada	6	20	8	5	6	26:34
4. Costa Rica	6	25	8	11	6	42:38
5. Brazil	3	14	8	4	2	22:9
6. Honduras	6	17	6	8	3	26:28
7. Trinidad & Tobago	5	13	4	8	1	19:25
8. Jamaica	5	18	4	11	3	16:35
9. Guatemala	6	16	2	10	4	12:26
10. Colombia	2	8	3	3	2	7:10
11. El Salvador	4	11	3	7	1	7:22
12. Korea Republic	2	7	0	3	4	5:9
13. Martinique	3	8	1	5	2	5:20
14. Peru	1	4	1	2	1	7:7
15. Haiti	2	5	1	3	1	4:8
16. Cuba	3	7	1	5	1	4:19
17. Ecuador	1	2	1	1	0	2:2
18. Panama	1	3	0	2	1	3:8
19. St.Vin&Gren	1	2	0	2	0	0:8

**CHAMPIONS/CAMPEONES**

1991 – USA

1993 – MEXICO

1996 – MEXICO

1998 – MEXICO

2000 – CANADA

2002 – USA

2003 – MEXICO

**GOLDEN BALL WINNERS (MVP)/BALONES DE ORO (JMV)**

1991: Tony MEOLA (GK, USA)

1993: Ramon RAMÍREZ (MD, MEX)

1996: Raúl Rodrigo LARA (MD, MEX)

1998: Kasey KELLER (GK, USA)

2000: Craig FORREST (GK, CAN)

2002: Brian MCBRIDE (AT, USA)

2003: Jesus ARELLANO (AT, MEX)

**GOLDEN BOOT WINNERS/BOTINES DE ORO**

1991: Benjamin GALINDO (MEX) – 4

1993: Luis Roberto ALVES (MEX) – 12

1996: Eric WYNALDA (USA) – 4

1998: Luis HERNÁNDEZ (MEX) – 4

2000: Carlo CORAZZIN (CAN) – 4

2002: Brian MCBRIDE (USA) – 4

2003: Walter CENTENO (CRC)/Landon DONOVAN (USA) – 4

**HIGHEST SCORES/MARCADORES MAS GRANDES**

9:0: Mexico – Martinique, 11.07.1993

7:2: Cuba – Costa Rica, 04.02.1998

8:0: Mexico – Canada, 18.07.1993

3:5: Honduras – Peru, 19.02.2000

6:1: Mexico – Jamaica, 22.07.1993

5:2: Costa Rica – El Salvador, 19.07.2003

**ALL-TIME GOALSCORING LEADERS/TABLA DE GOLEADORES**

Luis Roberto ALVES (MEX) 12 (1991-1993)

Eric WYNALDA (USA) 9 (1991-2000)

Brian MCBRIDE (USA) 8 (2000-2003)

Eduardo BENNETT (HON) 7 (1991-1996)

Paulo Cesar WANCHOPE (CRC) 7 (1998-2002)

Walter CENTENO (CRC) 5 (2002-2003)

Carlo CORAZZIN (CAN) 5 (1996-2000)

Landon DONOVAN (USA) 5 (2002-2003)

Luis Miguel SALVADOR (MEX) 5 (1993)

Arnold DWARIKA (TRI) 4 (1996-2000)

Benjamin GALINDO (MEX) 4 (1991)

Luis HERNÁNDEZ (MEX) 4 (1996-2000)

Juan Francisco PALENCIA (MEX) 4 (1998-2000)

Juan Carlos PLATA (GUA) 4 (1998-2002)

**GOALS IN ONE GAME/GOLES EN UN PARTIDO**

Luis Roberto ALVES (MEX) 7 (vs. MQE, 11.07.1993)

Landon DONOVAN (USA) 4 (vs. CUB, 19.07.2003)

Paulo Cesar WANCHOPE (CRC) 4 (vs. CUB, 04.02.1998)

Eduardo BENNETT (HON) 3 (vs. PAN, 10.07.1993)

Walter CENTENO (CRC) 3 (vs. SLV, 19.07.2003)

Luis Miguel SALVADOR (MEX) 3 (vs. JAM, 22.07.1993)

Brian MCBRIDE (USA) 3 (vs. SLV, 27.01.2002)

**GOLDEN GOALS/GOLES DE ORO**

21.07.1993, Dallas: USA – Costa Rica (SF) 1:0

Cle KOOIMAN 103'

12.02.1998: Los Angeles: Jamaica – Mexico (SF) 0:1

Luis HERNÁNDEZ 105'

20.02.2000: San Diego: Costa Rica – Trinidad &amp; Tobago (QF) 1:2

Mickey TROTMAN 101'

20.02.2000: San Diego: Mexico – Canada (QF) 1:2

Richard HASTINGS 93'

26.01.2002: Mexico: Costa Rica – Haití (QF) 2:1

Ronald GOMEZ 97'

23.07.2003: Miami: USA – Brazil (SF) 1:2

DIEGO 100'

27.07.2003: Ciudad de México: Brazil – Mexico (F) 0:1

Daniel OSORNO 97'

## **Referees / Referees Assistants**

### **Foxboro Referees**

Name: Felipe RAMOS RIZO  
Nationality: MEX  
Date of Birth: 10.3.1963

Name: Benito ARCHUNDIA  
Nationality: MEX  
Date of Birth: 21.3.1966

Name: Carlos BATRES  
Nationality: GUA  
Date of Birth: 2.4.1968

Name: Peter PRENDERGAST  
Nationality: JAM  
Date of Birth: 23.9.1963

Name: Roberto MORENO  
Nationality: PAN  
Date of Birth: 5.4.1970

Name: Richard PIPER  
Nationality: TRI  
Date of Birth: 12.11.1966

### **Foxboro Assistant Referees**

Name: Rafael HERRERA  
Nationality: MEX  
Date of Birth: 9.11.1961

Name: Vladimir BERTIAGA  
Nationality: PAN  
Date of Birth: 19.5.1969

Name: Roberto ALCANTARA  
Nationality: DOM  
Date of Birth: 23.9.1969

Name: Anthony GARWOOD  
Nationality: JAM  
Date of Birth: 15.12.1972

Name: Michael MITCHELL  
Nationality: JAM  
Date of Birth: 15.5.1968

Name: Michael RAGOONATH  
Nationality: TRI  
Date of Birth: 23.4.1967

### **Miami Referees**

Name: Kevin STOTT  
Nationality: USA  
Date of Birth: 9.7.1967  
Name: Grevin PORRAS  
Nationality: CRC  
Date of Birth: 18.7.1963

Name: Jose PINEDA  
Nationality: HON  
Date of Birth: 25.3.1971

### **Miami Assistant Referees**

Name: Chris STRICKLAND  
Nationality: USA  
Date of Birth: 21.11.1966

Name: Paul MESSAM  
Nationality: BAH  
Date of Birth: 3.9.1971

Name: Eugene CONTRERAS  
Nationality: BLZ  
Date of Birth: 15.1.1968

### **Mexico City Referees**

Name: Mauricio NAVARRO  
Nationality: CAN  
Date of Birth: 7.4.1966

Name: Nery ALFARO  
Nationality: SLV  
Date of Birth: 26.4.1968

Name: Rodolfo SIBRIAN  
Nationality: SLV  
Date of Birth: 30.11.1963

### **Mexico City Assistant Referees**

Name: Hector VERGARA  
Nationality: CAN  
Date of Birth: 15.12.1966

Name: Modesto HIERREZUELO  
Nationality: CUB  
Date of Birth: 4.11.1966

Name: Hugo CALERO  
Nationality: NCA  
Date of Birth: 4.5.1967

## **THE FINAL WORD**

### **CONCACAF DELEGATION**

#### **PRESIDENTIAL OFFICE**

President	Jack Warner
Executive Assistants	Patricia Modeste Hubert Johnson

#### **SECRETARIAT**

General Secretary	Chuck Blazer
Comptroller	Joe Taranto

#### **FOXBORO VENUE (12-19 July 2003)**

General Coordinator	Ted Howard
Logistics/Protocol	Noreen Taylor Mel Brennan
Commissioners	Yves Jean-Bart Anthony James Harold Taylor
Technical Study Group	Dick Howard
Media Officer	Steven Torres
Referee Inspector	Carlos Ortiz Clayton Solomon

#### **MIAMI VENUE (13-26 July 2003)**

General Coordinator	Oscar Thamar
Deputy General Coordinator	Richard Braithwaite
Logistics/Protocol	Marion Hynd
Secretary	Magaly Thamar
Commissioners	Ariel Alvarado Jeffrey Webb
Technical Study Group	Teofilo Cubillas
Media Operations	Zak Ivkovic
Referee Inspector	Emerson Mathurin

#### **MEXICO CITY VENUE (13-27 July 2003)**

General Coordinator	Jill Fracisco
Logistics/Protocol	Kerri-Ann Alleyne
Commissioners	Lisle B. Austin Rafael Salguero
Technical Study Group	Alvin Corneal
Media Officer	Steven Torres
Referee Inspector	Esse Baharmast

### **EDITORS:**

Dick Howard, Chairman, CONCACAF Coaching Committee  
Jason Hughes, Deputy General Secretary-Communications

### **ADDITIONAL WRITING:**

Steven Torres, CONCACAF Media Officer  
Jim Shoopack, CONCACAF Press Op Intern – Foxboro

### **TRANSLATIONS:** Sheyla Romano

### **GRAPHICS:** Michael Maselli

### **PHOTOGRAPHS:** Tony Quinn/SoccerPixUSA

Omar Martinez/MEXSPORT,  
JLA/International Sports Images

**SPECIAL THANKS:** Foxboro Stats Crew: Alex Acquaah, Mike Bock, Melanie Camire, Jason Dvorkin, Alex Gomez, Kevin Hassett, Rich Hatfield, Erik Sunsted, Jenny Williamson and all the Hasek Family (Frank, Bela, Kathy, Katy, Bela II).





Confederation of North, Central American and Caribbean Association Football  
725 Fifth Avenue, 17th Floor, Trump Tower • New York, NY 10022 • USA  
Telephone: +1 212 308 0044 • Telefax: +1 212 308 1851  
[www.CONCACAF.com](http://www.CONCACAF.com)