


NEVADA



2008 ROADY'S HUMANITARIAN BOWL GUIDE

NEVADA WOLF PACK

Athletic Media Services Office • Legacy Hall • Mail Stop 232 • Reno, Nev. 89557-0110

Chad Hartley - Football Contact (775) 682-6982 | E-Mail hartleyc@unr.edu | Fax Number (775) 784-4386

2008 SCHEDULE

Date	Opponent (TV)	Time/Result
A 30	vs. Grambling State	W, 49-13
S 6	vs. No. 12/13 Texas Tech	L, 35-19
S 13	at No. 6/6 Missouri (FSN)	L, 69-17
S 20	BYE	
S 27	at UNLV (mtn)	W, 49-27
O 4	at Idaho (KAME)	W, 49-14
O 11	vs. New Mexico State	L, 48-45
O 18	vs. Utah State	W, 44-17
O 25	at Hawai'i (KAME)	L, 38-31
N 1	BYE	
N 7	at Fresno State (ESPN2)	W, 41-28
N 15	vs. San Jose State	W, 41-17
N 22	vs. No. 9/9 Boise State (ESPN)	L, 41-34
N 29	at Louisiana Tech (ERT)	W, 35-31
Roady's Humanitarian Bowl (Boise, Idaho)		
D 30	vs. Maryland (ESPN)	1:30 p.m.

All times Pacific and are subject to change.

WOLF PACK FOOTBALL – BOWL GAME



NEVADA WOLF PACK (7-5) vs. MARYLAND TERRAPINS (7-5)

Tuesday, Dec. 30, 2008 – 1:30 p.m. PT
Bronco Stadium (30,000) – Boise, Idaho

TV: ESPN.

RADIO: University of Nevada Sports Network (Flagship: ESPN Radio 630 AM, Reno) with Ryan Radtke (PxP) and Scott Gordon (analyst).

SERIES HISTORY: First meeting.

QUICK FACTS

Location	Reno, Nev.
Founded	1874
Enrollment	17,000
Nickname	Wolf Pack
Colors	Navy Blue & Silver
Conference	Western Athletic
President	Dr. Milton Glick
Director of Athletics	Cary Groth
Athletic Dept. Phone	775.784.6900
Stadium	Mackay Stadium
Capacity (Surface)	29,993 (FieldTurf)
Press Box Phone	775.784.6545/6815
Head Coach	Chris Ault (Nevada '68, '71)
Career Record	198-90-1 (24th year)
Assistant Coaches	
Ken Wilson (15th year)	Assoc. Head Coach/LBs
Chris Klenakis (15th year)	Off. Coord./O-Line
Nigel Burton (1st year)	Def. Coord./Safeties
Jim Mastro (9th year)	Rec. Coord./RBs
Barry Sacks (7th year)	Sp. Teams Coord./DEs
Scott Baumgartner (5th year)	WRs
Jim House (14th year)	DTs
Cameron Norcross (6th year)	TEs/O-Line
James Ward (1st year)	CBs
Media Services	
Primary Contact	Chad Hartley, Asst. Director
E-mail	hartleyc@unr.edu
Office Phone	775-682-6982
Cell Phone	775-229-5513
Secondary Contact	Rhonda Lundin, Director
E-mail	rlundin@unr.edu
Office Phone	775-682-6981
Cell Phone	775-742-2548
FAX	775-784-4386
Website	www.nevadawolfpack.com



THE SKINNY

After finishing the regular season with a 7-5 mark (5-3, T-2nd in the Western Athletic Conference), the University of Nevada football team will play in a bowl game again this season ... This marks the fourth-straight bowl game for the Wolf Pack, which is a program record ... This is Nevada's second trip to the Roady's Humanitarian Bowl. The Wolf Pack went to Boise in 2006 (then called the MPC Computers Bowl) and lost a heartbreaker to Miami, 21-20 ... This is the first-ever meeting between Nevada and Maryland and Nevada's second-ever game against a team from the Atlantic Coast Conference ... For the second year in a row, Nevada boasts a 2,000-yard passer (Colin Kaepernick), a 1,000-yard rusher (Vai Taua and Colin Kaepernick) and a 1,000-yard receiver (Marko Mitchell) ... Nevada placed 10 players on the All-Western Athletic Conference teams, with a WAC-leading six on the first team, including Offensive Player of the Year Colin Kaepernick ... Nevada's pistol offense ranks second in the nation in rushing, fifth in the nation in total offense and 13th nationally in scoring offense.

Contents

2. Bowl Schedule, Media Policies, Pronunciation Guide.
3-9. Notes
6. Nevada When...
8. Nevada in the WAC
10. Nevada in the NCAA
11-12. Record Watch
13-18. Honorees
19-20. Player Bios
21. The Last Time...
22. Depth Chart
23-25. Rosters
26-41. Statistics/Recaps
42-end. Selected Media Clips.

HUMANITARIAN BOWL MEDIA EVENTS SCHEDULE

FRIDAY, DEC. 26TH

12:00pm – 4:00pm

Media Center Open -- Bronco Stadium/Allen Noble Hall of Fame

3:00pm – 5:00pm

Certified Angus Beef Bowl for Beef -- Westy's

5:30pm – 6:30pm (Maryland); 7:00pm – 8:00pm (Nevada)

Western Welcome BBQ -- Stueckle Sky Center Double R Ranch Room

SATURDAY, DEC. 27TH

8:00am – 6:00pm

Media Center Open -- Allen Noble Hall of Fame

10:00am – 12:00pm

Maryland Practice -- Bronco Stadium/Caven Williams Indoor

12:30pm – 1:00pm

Maryland Press Conference -- Allen Noble

1:00pm – 3:00pm

Nevada Practice -- Bronco Stadium/Caven Williams Indoor

3:30pm – 4:00pm

Nevada Press Conference -- Allen Noble Hall of Fame

7:00pm – 8:30pm

US Bank Humanitarian Awards Dinner -- Boise Center on the Grove

SUNDAY, DEC. 28TH

8:00am – 6:00pm

Media Center Open -- Allen Noble Hall of Fame

9:00am – 12:00pm

Winter Sports Day (Maryland) -- Bogus Basin

9:30am -11:30am

Nevada Practice -- Bronco Stadium

12:30pm – 3:30pm

Winter Sports Day, (Nevada) -- Bogus Basin

1:30pm – 3:30pm

Maryland Practice -- Bronco Stadium

6:00pm – 7:00pm

CAB Beef Bowl Dinner, Maryland -- Owyhee Plaza Hotel

7:15pm – 8:15pm

CAB Beef Bowl Dinner, Nevada -- Owyhee Plaza Hotel

MONDAY, DEC. 29TH

8:00am – 9:30am

Fellowship of Christian Athletes Breakfast -- Boise Centre on the Grove

10:00am – 12:00pm

Community Outreach Hospital Visit

2:00pm – 3:00pm

Maryland Walk-Thru -- Bronco Stadium

3:30pm – 4:30pm

Nevada Walk-Thru -- Bronco Stadium

TUESDAY, DEC. 30TH

9:30am – 10:30am

Youth Skills Combine -- Caven Williams Indoor Facility

10:30am – 11:30am

KTVB News Group Pep Rally -- Caven Williams Indoor Facility

2:05pm

Pregame Show Bronco Stadium

2:30pm

Roady's Humanitarian Bowl Kick-Off

Post-Game

Roady's Humanitarian Bowl MVP Awards

Post-Game

Press Conference -- Allen Noble Hall of Fame

(Subject to change)

NEVADA MEDIA POLICIES

Practice Schedule/Interview Policy

Nevada student-athletes and coaches are available for interviews Monday and Tuesday before practice practices in Reno. Coaches are also available before practice the rest of the days of the week, but those practices are closed to the media once practice begins.

Nevada's scheduled practices at the Roady's Humanitarian Bowl are closed to the media. Please check with SID Chad Hartley for Nevada coach and player availability while in Boise.

All interview arrangements should be made through the media services office. Nevada generally practices at 2:15 p.m. each day (interviews at 2 p.m.), but please check with the media services office for any changes to the weekly schedule. Players are not allowed to do telephone interviews unless it is with their hometown media or a national media outlet, subject to approval by the media services office.

Postgame Interviews

Postgame interviews will be conducted Allen Noble Hall of Fame Room at Bronco Stadium. No Nevada student-athletes or coaches are to be interviewed on the field or en route to the locker room, and the Nevada locker room is closed. Following the NCAA's 10-minute cooling off period, Nevada head coach Chris Ault and three to four requested players will be available.

WAC Coaches Teleconference

On Thursday, Dec. 11, the Western Athletic Conference will hold a conference call with the head coaches from the league's teams who are participating in a bowl game. Nevada coach Chris Ault is slated to be on from 9:50 to 10 a.m. Please check with Chad Hartley or WAC SID Dave Chaffin for the call-in information.

Credentials

All requests for credentials & parking passes for the Roady's Humanitarian Bowl should be directed to Chad Hartley (prior to Dec. 19th) or to Doug Link, the Humanitarian Bowl Media Coordinator (dlink@boisestate.edu).

For more info on the policies, procedures and services of the Nevada Media Services Office can be found at www.nevadawolfpack.com

PRONUNCIATION GUIDE

Daniel and Nate Agaiavaahg-ee-AH-vuh
Jonathon Amayaah-MY-ah
Uche Anyanwuooh-CHAY on-YAWN-woo
Kevin BaspedBASS-ped
Mike BetheaBuh-THAY
Josh Catapanocat-ah-PAH-noo
Ryan CoulsonCOLE-sun
Mose DentonMoze
Alonzo DurhamDUR-um
Brad EskewES-que
Brandon FraggerFRAY-gur
Isaiah FreyFry
Mike GallettGAL-et
Nick GrazianoGrahz-EE-ah-no
Deantae GreenDee-ON-tay
Brett JaekleJAKE-ul
Colin KaepernickKAH-lun CAP-ur-nick
Luke LippincottLIP-in-cot
Adam Liranzoluh-RON-zo
Zack MadonickMuh-DON-ick
Joshua MaugaMAH-guh
Dontay Mochdon-TAY MOKE
Jeff NadyNay-DEE
Talaiasi PulokaTah-luh-AH-see Puh-LOKE-uh
Albert RosetteRow-SET-ee
Vai TauaVY TOWW-uh (rhymes with COW-uh)

ASSOCIATED PRESS POLL

TEAM	RECORD	PTS
1. Florida (50)	12-1	1,602
2. Oklahoma (9)	12-1	1,540
3. Texas (6)	11-1	1,530
4. Alabama	12-1	1,410
5. USC	11-1	1,372
6. Penn State	11-1	1,259
7. Utah	12-0	1,225
8. Texas Tech	11-1	1,193
9. Boise State	12-0	1,101
10. Ohio State	10-2	1,069
11. TCU	10-2	921
12. Cincinnati	11-2	863
13. Oklahoma State	9-3	853
14. Georgia Tech	9-3	761
15. Oregon	9-3	710
16. Georgia	9-3	599
17. Brigham Young	10-2	477
18. Pittsburgh	9-3	428
19. Michigan State	9-3	423
20. Mississippi	8-4	389
21. Virginia Tech	9-4	318
22. Northwestern	9-3	262
23. Ball State	12-1	249
24. Oregon State	8-4	163
25. Missouri	9-4	150

Others Receiving Votes

Iowa 104, Boston College 95, Florida State 13, East Carolina 12, West Virginia 12, California 8, Rice 6, Nebraska 5, Tulsa 2, Rutgers 1.

USA TODAY COACHES' POLL

TEAM	RECORD	PTS
1. Oklahoma (31)	12-1	1,482
2. Florida (26)	12-1	1,481
3. Texas (4)	11-1	1,408
4. USC	11-1	1,309
4. Alabama	12-1	1,309
6. Penn State	11-1	1,193
7. Utah	12-0	1,134
8. Texas Tech	11-1	1,132
9. Boise State	12-0	1,034
10. Ohio State	10-2	1,004
11. TCU	10-2	877
12. Cincinnati	11-2	830
13. Oregon	9-3	747
14. Oklahoma State	9-3	722
15. Georgia Tech	9-3	690
16. Brigham Young	10-2	541
17. Georgia	9-3	537
18. Michigan State	9-3	466
19. Virginia Tech	9-4	337
20. Northwestern	9-3	334
21. Pittsburgh	9-3	316
22. Ball State	12-1	219
23. Missouri	9-4	218
24. Mississippi	8-4	160
25. Oregon State	8-4	131

Others Receiving Votes

Boston College 96, Iowa 40, Florida State 22, East Carolina 15, California 12, Kansas 10, North Carolina 6, Nebraska 5, Rice 3, Buffalo 3, Rutgers 2.

2008 opponents in bold

LAST GAME

RUSTON, La. (AP) - Vai Taua ran for a 22-yard touchdown with 3:15 left to cap Nevada's 35-31 comeback victory over Louisiana Tech on Nov. 29.

Taua's rush capped a 21-0 run that washed away Louisiana Tech's 31-14 lead with 4:48 left in the third. Nevada's three-touchdown turnaround started late in the third with Colin Kaepernick's 18-yard touchdown connection with Marko Mitchell, continued with Kaepernick's 27-yard toss to Mike McCoy to start the fourth and ended with Taua's game-winner.

Kaepernick completed 24 of 42 passes for 397 yards with four touchdowns and one interception for the Wolf Pack (7-5, 5-3 Western Athletic Conference). Taua finished with 61 yards on the ground. Marko Mitchell had 153 yards and two touchdowns on six catches, and Mike McCoy had 109 yards and a score on six receptions.

Ross Jenkins was 16-for-30 with 259 yards and two touchdowns for the Bulldogs (7-5, 5-3).

Jenkins' 26-yard pass to Shane Womack and Daniel Porter's 20-yard touchdown run helped give Louisiana Tech a 17-7 lead at halftime. After Kaepernick hit Mitchell on a 62-yard score, Jenkins hit Phillip Livas on a 44-yard score and Patrick Johnson's 4-yard run made it 31-14. The Bulldogs didn't score again.

Nevada rallied back from the 31-14 deficit with 21 unanswered points as Kaepernick threw for 291 yards and three scores in the second half.

LAST BOWL GAME

ALBUQUERQUE, N.M. (AP) - Paul Baker ran for 167 yards in his first start, and Donovan Porterie threw for career-high 354 yards and two touchdowns to help New Mexico beat Nevada 23-0 in the New Mexico Bowl.

The Lobos (9-4) ended a 46-year skid without a postseason victory and gave 10th-year coach Rocky Long his first bowl win in five tries.

New Mexico's defense also delivered just the second shutout loss for Nevada's Hall of Fame coach, Chris Ault.

The Wolf Pack (6-7) hadn't gone scoreless since losing 10-0 to Weber State on Sept. 27, 1980, a span of 329 games - the longest current streak in college football and the second longest in history.

It was New Mexico's first bowl victory since beating Western Michigan 28-12 in the 1961 Aviation Bowl at Dayton, Ohio. The Lobos also notched a nine-win season for just the fourth time in school history.

The Wolf Pack averaged 36.2 points and 488.9 yards during the season. Nevada logged 23 scoring plays that covered at least 25 yards - second only to Oklahoma's 25 big-play TDs. Nevada had 210 total yards, with only 73 yards rushing. On a chilly day, with the temperature at kickoff 34 degrees, Kaepernick finished 13-of-31 for 137 yards. He had 10 carries for 40 yards rushing.

The Wolf Pack blocked two field goals, Sullivan missed another 43-yard try and the Lobos failed to score after having first-and-goal at the 4 late in the third quarter. But Nevada just couldn't take advantage.

IN THE SERIES WITH MARYLAND

This is the first ever meeting between Nevada and Maryland and the first ever meeting between Nevada coach Chris Ault and Maryland coach Ralph Friedgen.

BIG BLOCKER

In every game that Nevada wins, the Basalite Big Blocker is awarded to the offensive lineman who grades out the best. The honorees:

Grambling State: Greg Hall, senior guard.

UNLV: Alonzo Durham, junior tackle.

Idaho: Mike Gallett, sophomore tackle.

Utah State: John Bender, sophomore guard.

Fresno State: Dominic Green, senior center.

San Jose State: John Bender, sophomore guard.

Louisiana Tech: Clayton Johnson, senior guard/tackle.

BLACKSHIRTS

After every game, the Wolf Pack coaching staff awards black jerseys to the outstanding special teams players in that game. The winners:

Grambling State: Cameron Bayne and Brad Langley.

Texas Tech: Mo Harvey and Kevin Grimes.

Missouri: none.

UNLV: Andy McIntosh, Brett Roy, Brad Langley, Mo Harvey, Mike Evans, Kevin Grimes, Cameron Bayne.

Idaho: Isaiah Frey, Brian Fludd, Brad Langley.

New Mexico State: none.

Utah State: Brett Jaekle, Brett Roy, Jonathon Amaya.

Hawaii: none.

Fresno State: Brad Langley, Cameron Bayne, Brett Roy, Brian Fludd.

San Jose State: Brad Langley, Cameron Bayne, Jared Silva-Purcell.

Boise State: none.

Louisiana Tech: Brett Jaekle.

PLAYERS OF THE WEEK

Nevada's coaching staff names a Player of the Week on each side of the ball after each victory during the season. The winners:

Grambling State: Courtney Randall (offense) and Dontay Moch (defense).

UNLV: Colin Kaepernick (offense) and Mike Bethea (defense).

Idaho: Marko Mitchell (offense) and Brandon Marshall (defense).

Utah State: Alonzo Durham (offense) and Kevin Basped (defense).

Fresno State: Vai Taua (offense) and James-Michael Johnson (defense).

San Jose State: Dominic Green (offense) and Kevin Basped (defense).

Louisiana Tech: Colin Kaepernick (offense) and Kevin Basped (defense).

Wolf Pack Fact

This is the 12th time in coach Chris Ault's 24 seasons that he has directed the Wolf Pack to a postseason appearance.

SENIOR SALUTE

The Roady's Humanitarian Bowl game will mark the final game for the 2008 Wolf Pack senior class: safety Uche Anyanwu, defensive lineman Mundrae Clifton, offensive lineman Brad Eskew, offensive lineman Dominic Green, kicker Brett Jaekle, offensive lineman Clayton Johnson, linebacker Jerome Johnson, linebacker Joshua Mauga, wide receiver Mike McCoy, wide receiver Andy McIntosh, wide receiver Marko Mitchell, wide receiver Brian Fludd. Additionally, two Wolf Pack seniors will not be suited up in offensive lineman Greg Hall, who was lost to injury earlier this season, and former linebacker Kevin Porter, whose career ended last season due to injury. Porter has served as a student assistant coach this season.

Of the group eight players went to all four bowl games: Anyanwu, Eskew, Green, Jaekle, Mauga, McCoy, McIntosh and Hall.

Nevada has another senior in running back Luke Lippincott, the 2007 WAC rushing king. Lippincott was lost for the season after an injury in the second game of the year. After the season Nevada will petition the NCAA for another year of eligibility for Lippincott, who also missed the 2005 season with an injury.

WAC FINISH

With its 35-31 come-from-behind victory at Louisiana Tech, Nevada clinched a second-place finish in the Western Athletic Conference standings this season. The Wolf Pack went 5-3 in the WAC, including a 3-1 mark on the road. Nevada has now finished in the top half of the WAC standings each of the last four years, starting with a conference title in 2005, a tie for third in 2006 and a tie for fourth last season.

KAEPERNICK NAMED WAC OFFENSIVE PLAYER OF THE YEAR

Nevada's Colin Kaepernick was named the Western Athletic Conference's Offensive Player of the Year, in voting by the league's nine head coaches. The sophomore quarterback from Turlock, Calif. (Pittman HS), leads the WAC in total offense with 299.5 yards per

game and is tied for the WAC lead in touchdowns scored with 16. He has thrown for 2,479 yards and 19 touchdowns while rushing for 1,115 yards and 16 scores to rank tied for 10th in the nation in points responsible for with 17.5 per game. He is the fifth different player in NCAA history to pass for more than 2,000 yards and run for 1,000 yards in a season. Kaepernick has thrown just five interceptions and has a 132.4 passing efficiency rating. He was named the WAC's Freshman of the Year last season. This is Nevada's second Offensive Player of the Year award as running back B.J. Mitchell won it in 2005.

ALL-WAC HONOREES

With Colin Kaepernick leading the way, Nevada led the league with six All-Western Athletic Conference first-team selections and 10 players overall on the All-WAC teams.

Joining Kaepernick on the All-WAC first team were senior wide receiver Marko Mitchell, senior center Dominic Green, sophomore running back Vai Taua, sophomore defensive end Kevin Basped and senior kicker Brett Jaekle.

Second-team honorees were sophomore offensive lineman Mike Gallett, junior offensive lineman Alonzo Durham, sophomore defensive end Dontay Moch and sophomore punter Brad Langley.

MORE HONORS

Additionally, Nevada had several players honored by various national media outlets.

The Sporting News named sophomore running back Vai Taua as the WAC's Offensive MVP.

Rivals.com named sophomore quarterback Colin Kaepernick as the WAC's Player of the Year and placed Kaepernick, Taua, senior center Dominic Green, sophomore defensive end Kevin Basped and senior kicker Brett Jaekle on it's All-WAC team.

Phil Steele Publications chose a three teams for All-WAC honors. On the first team were Kaepernick, Taua, Green, Basped, Jaekle, senior wideout Marko Mitchell and junior offensive lineman Alonzo Durham. On the second team were sophomore defensive end Dontay Moch and sophomore punter Brad Langley. On the third team were sophomore offensive lineman Mike Gallett and junior safety Jonathon Amaya.

Finally, Kaepernick was named the WAC's Offensive Most Valuable Player by ESPN.com.

Wolf Pack Fact

During the course of the 2008 regular season, Nevada has had 42 different players start at least one game.

RECORDS ARE FALLING

Nevada's prolific offensive attack this season has resulted in some long-standing team records falling. Here are the marks that have been broken:

- Rushing yards in a season. **Old Record:** 3,096 yards, set by the 1978 team in 12 games. **New Record:** 3,497 yards (record broken in the 10th game this season).

- Rushing touchdowns in a season. **Old Record:** 34 touchdowns, set by the 1978 (12 games) and 1981 (11 games) teams. **New Record:** 37 touchdowns (record broken in the 10th game this season).

- First downs by rushing. **Old Record:** 160 first downs rushing, set by the 2007 team in 13 games. **New Record:** 169 first downs rushing (record broken in the 11th game this season).

The Wolf Pack also has a chance at the following marks:

- Total offense in a season. **Record:** 6,263 yards, set by the 1995 team. **Currently:** 6,127 yards.

- Extra points (kicking). **Record:** 63, set by the 1995 team. **Currently:** 58 (all by Brett Jaekle, without a miss).

Also, a number of Wolf Pack players are moving up on the single-season and career charts at Nevada. The updated record book starts on page 11 of this guide.

TAUA, KAEPERNICK TOP 1,000-YARD MARK

Sophomore sensations Vai Taua and Colin Kaepernick have both topped the 1,000-yard mark in rushing this season, the first time in school history that Nevada has had two 1,000-yard rushers in the same season. That is the 42nd time in NCAA FBS history that one team has had two players go over the 1,000-yard mark in the same season. Taua topped the 1,000-yard mark against Fresno State in Game 9 of the season and Kaepernick followed suit in Game 10, against San Jose State. Since Nevada went Division I-A (FBS) in 1992, Nevada has had 12 players top the 1,000-yard mark, including Taua and Kaepernick.

Wolf Pack Fact

Only one player – Cal running back Jahvid Best – has a higher yards per carry average than Nevada quarterback Colin Kaepernick this season (among rushers with at least 150 carries). Kaepernick is averaging 7.33 yards per rush while Best is at 8.01 yards per carry. More than a dozen of Kaepernick’s “carries” have been pass sacks, which are taken out of a quarterback’s rushing yards.

KAEPERNICK ZEROING IN ON HISTORY

Nevada has never had a more prolific rushing quarterback than sophomore Colin Kaepernick. As the regular season winds down, Kaepernick is making a name for himself, not just in Nevada history, but in college football history as well. Consider:

- According to the NCAA Record Book, Kaepernick is just the fifth player in FBS history to rush for 1,000 yards and throw for 2,000 yards in the same season. The other four players to accomplish the feat: Woodrow Dantzler, Clemson, 2001; Brad Smith, Missouri, 2002 and 2005; Vince Young, Texas, 2005, Dan LeFevour, Central Michigan, 2007.
- Additionally, Kaepernick is one of 32 players to rush for 1,000 yards and throw for 1,000 yards in the same season. Only four other players in the country has accomplished that feat this season.
- Kaepernick needs fewer than 300 rushing yards to become just the 12th player in history to rush for 2,000 yards and throw for 4,000 yards in a career. Entering this week, Kaepernick has 4,654 career passing yards and 1,708 career rushing yards. Kaepernick should hit the mark early in the 2009 season at his current pace.
- The all-time NCAA FBS record for rushing yards by a quarterback in a season might be out of reach, but Kaepernick has a chance to claim a lofty position on the all-time list. Here are the top 25 seasons rushing performances by quarterbacks in NCAA FBS history:

Player, Team	Year	G	Carries	Yards	TD	Avg.
Beau Morgan, Air Force	1996	11	225	1,494	18	6.64
Stacey Robinson, Northern Ill.	1989	11	223	1,443	19	6.47
Jammal Lord, Nebraska	2002	14	251	1,412	8	5.63
Brad Smith, Missouri	2003	13	212	1,406	18	6.63
Chris McCoy, Navy	1997	11	246	1,370	20	5.57
Patrick White, West Virginia	2007	13	197	1,335	14	6.78
Dee Dowis, Air Force	1987	12	194	1,315	10	6.78
Brian Mitchell, La.-Lafayette	1989	11	237	1,311	19	5.53
Brad Smith, Missouri	2005	12	229	1,301	16	5.68
Fred Solomon, Tampa	1974	11	193	1,300	19	6.74
Dee Dowis, Air Force	1989	12	172	1,286	18	#7.48
Beau Morgan, Air Force	1995	12	229	1,285	19	5.61
Antwaan Randle El, Indiana	2000	11	218	1,270	13	5.83
Stacey Robinson, Northern Ill	1990	11	193	1,238	19	6.41
Chance Harridge, Air Force	2002	13	252	1,229	23	4.88
Chris McCoy, Navy	1996	11	268	1,228	16	4.58

Patrick White, West Virginia	2006	12	165	1,219	18	7.39
Keith Boyea, Air Force	2001	12	230	1,216	18	5.29
Rob Perez, Air Force	1991	12	233	1,157	10	4.97
Michael Desormeaux, La.-Laf.	2007	11	188	1,141	7	6.07
Jack Mildren, Oklahoma	1971	11	193	1,140	17	5.91
Nolan Cromwell, Kansas	1975	11	218	1,124	9	5.16
Dan LeFevour, Central Mich	2007	14	188	1,122	19	5.97
Colin Kaepernick, Nevada	2008	12	152	1,115	16	7.33
Eric Crouch, Nebraska	2001	12	203	1,115	18	5.49
Craig Candeto, Navy	2003	13	271	1,112	16	4.10

#Record for a minimum of 150 carries.

Wolf Pack Fact

Since joining the Western Athletic Conference in 2000, Nevada has won the league’s Player of the Week award 43 times, including four times this season.

A CHANCE AT HISTORY

The Pistol offense’s rushing success is well-documented, and the passing attack is dangerous as well. Entering the bowl game, Nevada is averaging 291.4 rushing yards per game and 219.2 passing yards per contest. In NCAA history, only two teams have ever averaged 300 yards rushing and 200 yards passing in a season. The two: Houston in 1968 and Arizona State in 1973. If the Wolf Pack rushed for 403 or more yards against Maryland in the Roady’s Humanitarian Bowl, Nevada would become just the third team in history to average 300 rushing yards and 200 passing yards per game for an entire season.

SACK MEN

Sophomores Kevin Basped (10.0) and Dontay Moch (9.5) have combined for 19.5 sacks on the year, with Basped 15th in the nation and Moch ranked 17th in sacks per game. The duo has more sacks (19.5) than 39 FBS teams so far this season. Nevada ranks eighth nationally in sacks per game at 2.92.

Nevada is sixth in the nation in tackles for loss at 8.04 per game. Basped (18.5) and Moch (15.5) are ranked 10th and 30th, respectively, in tackles for loss per game in the nation.

Basped also missed out on a sack and a tackle for loss in the San Jose State game. He sacked Spartan quarterback Kyle Reed and forced a fumble that was recovered behind the line of scrimmage. After a video review of the play, the game officials mis-spotted the ball ahead of the original line of scrimmage and under rules in the NCAA Statistician’s Manual, no pass sack or tackle for loss can be awarded on a play where the result is the ball ahead of the line of scrimmage, despite the administrative error.

Wolf Pack Fact

The Wolf Pack has produced a 1,000-yard rusher or receiver in six of the past seven years.

CONSISTENT SCORING

The Nevada offense has been rolling up big numbers this year in terms of yardage and points. But the pistol offense has also been remarkably consistent throughout the season. Nevada has scored in every quarter of play save for three -- the second half against Missouri and the first quarters against Boise State and Louisiana Tech.

**PERCENT OF QUARTERS SCORED IN DURING 2008 SEASON
(sorted by percentage; minimum of 75 percent)**

TEAM	QTRS	SCORED	PERCENT	LG STREAK
Texas Tech	48	46	95.8	24
Tulsa	52	48	92.3	35
Nevada	48	44	91.7	28

Texas	48	44	91.7	24
Missouri	52	47	90.4	19
Oklahoma	52	47	90.4	12
Houston	48	43	89.6	12*
USC	48	42	87.5	9
Boise State	48	41	85.4	28*
Nebraska	48	41	85.4	11
Troy	48	40	83.3	22
Air Force	48	40	83.3	18
Georgia	48	39	81.3	14
Buffalo	52	42	80.7	8
Alabama	53	42	79.2	11
TCU	48	38	79.2	14
Navy	48	38	79.2	6

* -- current; ^ -- includes OT

Wolf Pack Fact

The Wolf Pack more than doubled the number of interceptions from last year (7) to this year (15).

JAEKLE SETS RECORD AND MOVES UP NEVADA'S CHARTS

Senior kicker Brett Jaekle is now Nevada's all-time leader in career PATs. With his fifth of seven extra points against Idaho, Jaekle passed Marty Zendejas, who had 169 from 1984-87). Jaekle entered the 2008 season in third place and he passed Damon Shea for second place against Missouri.

Heading into the Rody's Humanitarian Bowl, Jaekle has made 206 career PATs and is a perfect 58-of-58 on extra-point attempts this year. If he stays perfect, he would set a school record for most PATs in a season without a miss (Tony Zendejas, 37, 1983).

Jaekle is also moving up on two other career charts at Nevada. Jaekle booted a pair of 25-yard field goals against Boise State, putting him into a tie for third place in career field goals at Nevada. Jaekle has now made 50 career field goals in 64 attempts, matching Damon Fine (50-of-75, 2001-2004). Ahead of Jaekle in the record books are: Marty Zendejas (72) and Tony Zendejas (70).

Jaekle had five extra points against Boise State and is in second place all-time in career kick scoring at Nevada with 356 points. The all-time leader is Marty Zendejas (367; 1984-87) and Jaekle has an outside chance of breaking that record in the bowl game. The last time Jaekle played in this bowl game, he kicked four field goals against Miami.

Additionally, Jaekle's 356 career points ranks him 25th all-time in FBS history among kickers. He is also fourth all-time in WAC history for career points scored.

Wolf Pack Fact

Nevada coach Chris Ault has been enshrined to four Halls of Fame: UNLV (inducted in 1991 as an assistant coach on the 1974 undefeated team); Pacific High School in San Bernardino, Calif. (inducted in 1997 as a prep standout in the 1960s); Nevada (inducted in 1993 as head football coach); National College Football Hall of Fame (inducted in 2002 as a head coach).

COMEBACKS

Nevada coach Chris Ault has had more than his share of dramatic, come-from-behind victories during his career. During his first 19 years as Nevada's head coach (1976-92, 1994-95), Ault directed 25 victories in which Nevada trailed in the second half but came back for a victory. Since returning to the sidelines, Ault has added five more come-from-behind wins to give him 30 for his career:

Oct. 23, 2004: Nevada and Tulsa were tied at halftime but the Golden Hurricane would go up by a touchdown in the third quarter. The Wolf

NEVADA WHEN... (2008)

At home	3-3
On road	4-2
On grass field	1-0
On artificial surface	6-5
When playing a Top 25-ranked team	0-3
Playing during day	4-3
Playing at night	3-2
When on TV	4-4
Playing in August	1-0
Playing in September	1-2
Playing in October	2-2
Playing in November	3-1
Scoring first	5-2
Opponent scores first	2-3
Leading after first	4-1
Trailing after first	2-3
Tied after first	1-1
Leading at halftime	6-1
Trailing at halftime	1-4
Tied at halftime	0-0
Leading after third	6-0
Trailing after third	1-4
Tied after third	0-1
Leading in rushing yards	6-5
Opponent leads in rushing	1-0
Tied in rushing yards	0-0
Producing a 100-yard rusher	5-2
Allowing a 100-yard rusher	0-0
Leading in passing yards	2-0
Opponents leads in passing	5-5
Tied in passing yards	0-0
Producing a 300-yard passer	1-0
Allowing a 300-yard passer	2-3
Leading in total yards	7-3
Opponent leads in total yards	0-2
Tied in total yards	0-0
Leading in first downs	7-2
Opponent has more first downs	0-2
Tied in first downs	0-1
Forcing more turnovers	3-1
Opponent forces more turnovers	4-2
Tied in turnovers forced	0-2
Winning time of possession	5-3
Committing more penalties than opponent	2-2
Committing fewer penalties	1-2
Committing the same number of penalties	4-1
Game is decided by 1-3	0-1
Game is decided by 4-7	1-2
Game is decided by more than 7 points	6-2
When game goes to overtime	0-0

Pack would tie the game but it eventually took three overtimes to settle it. Nevada's defense forced a fumble in the third OT after Nichiren Flowers caught a 25-yard pass from Jeff Rowe to put Nevada up 54-48.

Oct. 15, 2005: Nevada trailed Louisiana Tech 21-14 at half at home at Mackay Stadium. But the Wolf Pack put 23 second-half points on the board to win 37-27. Nevada got a pair of touchdown runs from quarterback Jeff Rowe while kicker Brett Jaekle booted three field goals in the comeback.

Nov. 26, 2005: The Wolf Pack trailed No. 16 Fresno State 27-24 with less than nine minutes left in the game but rallied for a momentous 38-35 victory. Robert Hubbard's 13-yard TD run with 8:13 left gave Nevada the lead and Nichiren Flowers caught a 12-yard scoring pass with 1:29 left that proved to be the game-clinching touchdown.

Dec. 24, 2005: Despite leading by eight at halftime, Nevada fell behind Central Florida 32-28 heading into the fourth quarter of the Sheraton Hawai'i Bowl. The Wolf Pack took the lead back with a 5-yard Robert Hubbard run but the game went to overtime. Nevada prevailed with a Jeff Rowe 4-yard TD run and Brett Jaekle extra point as UCF scored but missed the extra point attempt.

Nov. 29, 2008: The Pack was down 14-7 at halftime and later trailed 31-14 late in the third quarter. But sophomore quarterback Colin Kaepernick rallied Nevada back with a pair of touchdowns passes and Vai Taua's 22-yard run with 1:09 left capped the 35-31 comeback victory. Kaepernick threw for 291 yards and three touchdowns in the second half.

Wolf Pack Fact

Since joining the NCAA's Football Bowl Subdivision (I-A) in 1992, Nevada has only been shut out one time.

PICK SIX - THE LINEBACKER EDITION

Nevada's linebackers have made a big impact this season with interception returns for touchdowns. The Wolf Pack has had three backers pick off passes and go the other way for touchdowns.

Against Boise State, it happened twice with Jerome Johnson's first career interception going 28 yards for a score. Fellow senior Joshua Mauga then had a 46-yard pick six later in the quarter for his first career touchdown.

Sophomore Jared Silva-Purcell recorded his first career interception and first career touchdown with a 47-yard interception return against Utah State. That marked Nevada's first defensive touchdown since Ezra Butler had a pick six against Idaho last season.

LIPPINCOTT OUT FOR THE SEASON

The Wolf Pack suffered a big loss when senior running back Luke Lippincott was lost for the season after suffering a knee injury in the second quarter against Texas Tech on Sept. 6. Lippincott is the reigning WAC rushing king and a team captain. This marks the second season lost for the Salinas, Calif., native as he missed the 2005 season with a leg injury. Nevada will petition the NCAA to receive a sixth season/medical hardship for Lippincott. He has received conditional approval for the hardship from the Western Athletic Conference.

Wolf Pack Fact

Since 2001, Nevada has had a running back lead the Western Athletic Conference in rushing four times: Chance Kretschmer (2001); B.J. Mitchell (2005); Luke Lippincott (2007); and Vai Taua (2008).

PICKING UP THE PACE

The 2007 season was not a productive one for the Pack secondary,

at least in terms of interceptions. But with the arrival of Nigel Burton, Nevada's defensive coordinator and safeties coach, cornerbacks coach James Ward, and nearly 10 new defensive backs, the statistical results are impressive.

Nevada had just seven interceptions in 2007, with only three of them coming from defensive backs. Through the regular season, the Pack has 15 picks, with 10 of them coming from the secondary (Mo Harvey - three, Jonathon Amaya - two, Antoine Thompson, Kevin Grimes, and Uche Anyanwu).

Wolf Pack Fact

Senior kicker Brett Jaekle has made nine of his last 10 field goal attempts.

STOUT AGAINST THE RUN

An adage in football has always been that in order to have success, you have to be able to run the ball on offense and stop the run on defense. The Wolf Pack offense is certainly doing its part and the defense isn't far behind. Nevada has been very strong against the run, allowing just 74.5 yards per game, a figure that is tops in the WAC and third nationally.

BLOCK PARTY

Junior Mo Harvey blocked a field goal in the second quarter against Texas Tech, marking the second game this year and third straight game, dating back to last season, that Nevada had a blocked kick. The Wolf Pack blocked two kicks in the New Mexico Bowl to end the 2007 season and Ryan Coulson was credited with a block against Grambling State in the season opener.

The Wolf Pack has three blocks on the season as senior Mundrae Clifton blocked a field goal attempt against Idaho.

THE FREMONT CANNON

The Fremont Cannon will stay at "home" in Cashell Fieldhouse after Nevada's thrilling 49-27 victory over in-state rival UNLV on Sept. 27. Nevada has now won four straight against the Rebels and holds a 19-15 leads in the series.

The cannon is billed as one of the largest and most expensive trophies in collegiate athletics. It is a replica of the howitzer that was abandoned in a Sierra snowdrift by Gen. John C. Fremont during his expedition of Nevada, Oregon and California in 1843-44.

Nevada reclaimed the cannon in 2005 with a 22-14 victory in Reno and has retained possession with three consecutive victories.

Wolf Pack Fact

Nevada improved its sack total from 26 for 191 yards in 2007 to 34 for 2444 yards this season. The Pack also went from 77 tackles for a loss in 2007 to 96 tackles for a loss this season.

KAEPERNICK ADDS ANOTHER WAC POW AWARD

Nevada quarterback Colin Kaepernick, Utah State defensive lineman Ben Calderwood and Boise State punt returner Kyle Wilson were named the Western Athletic Conference offensive, defensive and special teams players of the week, respectively, for the final week of the regular season.

This is the fourth time in Kaepernick's career and third time this season that he has won the award. Since Nevada joined the WAC in 2000, Wolf Pack players have been honored with weekly awards 43 times. Kaepernick, a sophomore from Turlock, Calif. (Pittman HS), completed 24-of-42 passes for a season-high 397 yards and four touchdowns in Nevada's 35-31 win at Louisiana Tech. Trailing by 17 in the second

half, Kaepernick threw for 291 yards and three scores after the intermission. He also rushed for 28 yards in the game. The win gave the Wolf Pack a share of second place in the WAC.

Kaepernick previous won the award this season for his performances against San Jose State and UNLV.

Against San Jose State, he rushed for 147 yards and two touchdowns on 16 carries and also completed 15-of-31 passes for 192 yards and another score. Kaepernick scored on touchdown runs of 7 and 6 yards in the second and fourth quarters, respectively, and threw a 31-yard touchdown strike to Marko Mitchell in the third quarter.

He totaled 416 yards of total offense and accounted for five touchdowns in Nevada's 49-27 win at UNLV. Kaepernick completed 11-of-16 passes for 176 yards and two touchdowns with no interceptions and also rushed 18 times for 240 yards and three scores. After Nevada fell behind 10-0 in the first quarter, he hit Chris Wellington on a 70-yard touchdown pass to get the Wolf Pack on the board. He opened the third quarter with a 66-yard touchdown run and added a 28-yard run in the fourth quarter. Kaepernick became the first Nevada quarterback to rush for more than 200 yards in a game.

TAUA EARNS HONORS AFTER STANDOUT PERFORMANCE

Sophomore running back Vai Taua earned the WAC Offensive Player of the Week award as well as an ESPN.com helmet sticker following a career-best performance against Fresno State on Nov. 7. Taua had a career-best 263 yards and a touchdown on 28 carries as Nevada beat Fresno State 41-28 in Fresno. Some notes about the performance:

- The 263-yard performance was the sixth-best single-game performance in Nevada history.
- It was also the fifth-best rushing performance in FBS this season at the time.
- He is the 15th player in Nevada history to rush for at least 200 yards in a game. It was the second time this season a Nevada player has topped 200 yards (QB, Colin Kaepernick, 240 yards vs. UNLV).
- Taua also topped the 1,000-yard mark for the season. He entered the game with 896 rushing yards on the year in eight games.

JAEKLE MATCHES CAREER HIGH

Senior kicker Brett Jaekle matched a career high with four field goals (26, 27, 31, and 43) last week against Texas Tech. He set the personal mark against Miami in the 2006 MPC Computers Bowl.

DID YOU KNOW?

Of Nevada's 12 regular season games and the bowl game, only one will be played on natural grass. Nevada's Mackay Stadium has FieldTurf, and the home stadiums of Missouri, UNLV, Idaho, Hawaii and Louisiana Tech all have some sort of artificial turf. The lone game this year on the real stuff was Nevada's game at Fresno State.

The 2008 Roady's Humanitarian Bowl will be play at Boise State's Bronco Stadium, which has blue FieldTurf.

SEASON OPENERS – REVERSING THE TREND

Season openers have not been kind to the Nevada football team since the Wolf Pack went to Division I-A (FBS) in 1992. But the Wolf Pack got back on track this year with a 49-13 defeat of Grambling State in the 2008 season opener.

That victory ended a four-year skid in season-openers for the Wolf Pack (three of those losses were on the road). Nevada is now 57-42-3 all-time in season openers and 3-13 since joining the FBS in 1992. Coach Chris Ault is now 15-9 season openers in his career.

THE PUP CLUB

Nevada has gone to three straight bowl games and has finished in the top half of the WAC each of the four years since coach Chris Ault

NEVADA IN THE WAC

Jonathon Amaya	
Interceptions per Game	.0258th
Passes Defended per Game	..0.75T-5th
Kevin Basted	
Sacks per Game0.831st (15th)
Tackles for Loss per Game1.54T-2nd (10th)
Fumbles Forced0.25T-3rd (25th)
Brian Fludd	
Kickoff Return Average22.19th
Mo Harvey	
Interceptions per Game0.277th
Brett Jaekle	
Scoring8.31st (26th)
Kick Scoring8.31st
PAT Kicking %100.0T-1st
Field Goals/Game1.17T-2nd (T-42nd)
Field Goal %82.41nd
Brad Langley	
Punting44.02nd (11th)
James-Michael Johnson	
Tackles for Loss per Game1.006th
Colin Kaepernick	
Rushing92.92nd (36nd)
Passing206.63rd
Pass Efficiency132.43rd (44th)
Total Offense299.51st (12th)
All-Purpose Yardage92.98th
Scoring8.0T-2nd (34th)
TD Scoring8.0T-1st
Marko Mitchell	
Receptions per Game4.676th
Receiving Yards84.22nd (24th)
All-Purpose Yardage88.010th
Dontay Moch	
Sacks per Game0.79T-2nd (17th)
Tackles for Loss per Game1.254th (30th)
Vai Taua	
Rushing118.31st (9th)
All-Purpose Yardage137.23rd (34th)
Scoring8.0T-2nd (34th)
TD Scoring8.0T-1st
Total Offense118.39th
Antoine Thompson	
Punt Return Average4.95th
Notes: Rankings listed if in the top 10 in the WAC, top 50 in nation; To be listed, players must play in 75 percent of the team's games.	

NEVADA PICKED THIRD IN THE WAC PRESEASON POLLS

Nevada was picked to finish third in the WAC this year by league's coaches media in the preseason polls:

COACHES POLL

Rank	Team (first-place votes)	Points
1.	Fresno State (7)	63
2.	Boise State (2)	57
3.	Nevada	43
4.	Hawaii	41
5.	Louisiana tech	33
	San Jose State	33
7.	New Mexico State	26
8.	Idaho	15
9.	Utah State	13

MEDIA POLL

Rank	Team (first-place votes)	Points
1.	Boise State (25)	383
2.	Fresno State (20)	379
3.	Nevada	296
4.	Hawaii	243
5.	Louisiana tech	209
6.	San Jose State	183
7.	New Mexico State	167
8.	Idaho	87
9.	Utah State	78

came back to the sidelines. But the best might be yet to come for the Wolf Pack.

Of the Wolf Pack's 105-man roster to open the 2008 season, 68 were freshmen, redshirt freshmen or sophomores, which is 65 percent of the team. Nevada had just 15 seniors on the season-opening roster, which is among the Top 20 fewest among FBS teams around the country. Nevada has the second-fewest seniors in the WAC (Fresno State, 12).

EXPOSURE

Nevada appeared on regional or national TV seven times during the 2008 season.

Two games – at Idaho (Oct. 4) and at Hawai'i (Oct. 25) were seen on the University of Nevada Sports Network on KAME and on Comcast SportsNet California. The Pack's game at Missouri (Sept. 13) was nationally televised on Fox Sports Network and the UNLV game (Sept. 27) was broadcast on the mtn. network. The Fresno State game on Nov. 7 was on ESPN2 and the Boise State game was on ESPN.

The 2008 Rody's Humanitarian Bowl will be broadcast nationally on ESPN.

Every game can be heard on the University of Nevada Sports Network radio arm on flagship station ESPN Radio 630 AM. Ryan Radtke, Scott Gordon, Bob Akamian and Chris Vargas will make up the new broadcast team that will bring University of Nevada football games to Wolf Pack fans on the radio and television.

ESPN Radio 630 AM will continue to serve as the flagship station for Wolf Pack football while Fox Sports Radio 920 AM will broadcast all 12 football games in Las Vegas. Additional networks around the state include: KELK-1240 AM in Elko, KHVG-750 AM in Fallon, AND KSVL-92.3 FM in Yerington.

LOOKING FOR A RETURN

Looking for the last time a Nevada player returned a punt or a kickoff for a touchdown? You have to go back just a little bit in the history books.

The last time Nevada returned a punt for a touchdown, coach Chris Ault was the school's athletic director and a portion of this year's roster was still in elementary school. It was Marlon McLaughlin who accomplished the feat, a 73-yard return for a school against Louisiana Tech on Oct. 13, 2001.

It's been even longer since Nevada had a kickoff return for a touchdown – all the way back to Oct. 31, 1998, when Del Bates took one back 89 yards against Boise State.

TEAM CAPTAINS

In voting by the team, four seniors were chosen as captains for the 2008 Nevada football team. On the offensive side of the ball, center Dominic Green and running back Luke Lippincott were chosen. Joining them from the defensive side are defensive tackle Mundrae Clifton and linebacker Joshua Mauga. This is the second year in a row that Mauga has been a captain.

AULT MOVING UP CAREER VICTORIES LISTS

Among active coaches with five years of Division I-A experience, College Football Hall of Fame inductee Chris Ault ranks sixth in career victories with 198. In his third stint as the head coach of the Wolf Pack, Ault is zeroing in on the 200-win mark.

The winningest coach in school history, Ault was named the WAC Coach of the Year in 2005 for his efforts in leading the Wolf Pack to a share of the league title and the school's first bowl appearance (Sheraton Hawaii Bowl) in nine years. During his tenure, Ault has won eight conference championships and taken Nevada to postseason play 11 times (five bowl games).

PRESEASON HONORS

Here is a look at Nevada players who earned preseason honors from various publications:

Uche Anyanwu

All-WAC Third Team by Phil Steele's College Football Preview
All-WAC Second Team by Rivals.com

Kevin Basped

All-WAC First Team by Athlon Sports
All-WAC Honorable Mention by Phil Steele's College Football Preview

John Bender

All-WAC First Team by Rivals.com
All-WAC First Team by Phil Steele's College Football Preview

Mundrae Clifton

All-WAC Second Team by Athlon Sports
All-WAC Honorable Mention by Phil Steele's College Football Preview

Alonzo Durham

All-WAC Second Team by Rivals.com
All-WAC Second Team by Athlon Sports

Dominic Green

Rimington Trophy Watch List
All-America Honorable Mention by The Sporting News
All-WAC First Team by Blue Ribbon College Football Yearbook
All-WAC First Team by Lindy's
All-WAC First Team by The Sporting News
All-WAC First Team by Rivals.com
All-WAC Second Team by Phil Steele's College Football Preview
All-WAC Second Team by Athlon Sports

Greg Hall

All-WAC Second Team by Lindy's
All-WAC Third Team by Athlon Sports

Brett Jaekle

All-WAC Second Team by Phil Steele's College Football Preview

Jerome Johnson

All-WAC Third Team by Phil Steele's College Football Preview

Colin Kaepernick

All-WAC Second Team by Phil Steele's College Football Preview
All-WAC Second Team by Athlon Sports
All-WAC Second Team by Lindy's

Luke Lippincott

Doak Walker Award Watch List
All-America Honorable Mention by The Sporting News
All-WAC First Team by Blue Ribbon College Football Yearbook
All-WAC First Team by Phil Steele's College Football Preview
All-WAC First Team by Athlon Sports
All-WAC First Team by Lindy's
All-WAC First Team by The Sporting News
All-WAC First Team by Rivals.com

Joshua Mauga

Butkus Award Watch List
All-WAC First Team by Blue Ribbon College Football Yearbook
All-WAC First Team by Phil Steele's College Football Preview
All-WAC First Team by Athlon Sports
All-WAC Second Team by Lindy's
All-WAC Second Team by The Sporting News
All-WAC Second Team by Rivals.com

Mike McCoy

All-WAC Third Team by Phil Steele's College Football Preview

Marko Mitchell

All-WAC First Team by Phil Steele's College Football Preview
All-WAC Second Team by Athlon Sports
All-WAC Second Team by Lindy's

– www.nevadawolfpack.com –

NEVADA PLAYERS AMONG NCAA ACTIVE CAREER LEADERS

Heading into the Roady's Humanitarian Bowl, a number of Nevada players rank in the top 20 among active players in several NCAA career statistical categories. The list:

STATISTICAL CATEGORY	LEADER	NEVADA PLAYER
Total Offense - Yards Per Game	1. Grahma Harrell, Texas Tech, 345.3 ypg	9. Colin Kaepernick, 276.6 ypg
Total Offense - Yards Per Play	1. Sam Bradford, Oklahoma, 8.97 ypp	8. Colin Kaepernick, 7.57 ypp
Receiving Yards	1. Jarett Dillard, Rice, 4,052 yards	16. Marko Mitchell, 2,633 yards
Receiving Touchdowns	1. Jarett Dillard, Rice, 59 TDs	18. Marko Mitchell, 21 TDs.
Receiving Yards Per Game	1. Michael Crabtree, Texas Tech, 123.9 ypg	19. Marko Mitchell, 69.3 ypg
Receiving Yards Per Catch	1. Greg Carr, Florida State, 17.8 ypc	2. Marko Mitchell, 17.8 ypc
Field Goal Attempts	1. Kevin Kelly, Penn State, 106 att.	13. Brett Jaekle, 64 att.
Field Goals Made	1. Kevin Kelly, Penn State, 77	8. Brett Jaekle, 50
Field Goal Percentage	1. Graham Gano, Florida State, 92.31%	15. Brett Jaekle, 78.12%
Extra Point Attempts	1. Brett Jaekle, Nevada, 216 att.	
Extra Points Made	1. (tie) Brett Jaekle, Nevada, and Pat McAfee, West Virginia, 206	
Total Points	1. Kevin Kelly, Penn State, 419 points	4. Brett Jaekle, 356 points
Forced Fumbles Per Game	1. Clinton Snyder, Stanford, 0.28 ffpfg	16. Kevin Basted, 0.20 ffpfg
Tackles For Loss Per Game	1. George Selvie, South Florida, 1.6 tflpg	2. Kevin Basted, 1.2 tflpg
Sacks Per Game	1. Dexter Davis, Arizona State, 0.7 spg	13. Kevin Basted, 0.6 spg

RECORD WATCH

Conventional Scoring

Career	
1. Charvez Foger, 1985-88	362
2. Chris Lemon, 1996-99	336
3. Frank Hawkins, 1977-80	264
4. Trevor Inasley, 1996-99	212
5. Chance Kretschmer, 2001-04	210
6. Bryan Reeves, 1991-93	210
7. Luke Lippincott, 2005-	168
8. Lucius Floyd, 1984-87	158
9. B.J. Mitchell, 2002-05	156
Alex Van Dyke, 1994-95	156
Earnie O'Leary, 1969-73	156

Season	
1. Chris Lemon, 1997	114
2. Luke Lippincott, 2007	108
Charvez Foger, 1985	108
Bryan Reeves, 1993	102
5. Colin Kaepernick, 2008	96
Vai Tauga, 2008	96
Alex Van Dyke, 1995	96
8. Chance Kretschmer, 2001	92
Frank Hawkins, 1978	90
Charvez Foger, 1986	90
Frank Hawkins, 1979	90

Single Game	
1. Chance Kretschmer v. UTEP, 2001	36
2. Luke Lippincott v. La. Tech, 2007	30
Johnny Gordon v. Texas A&M-Kings, 1984	30
Anthony Corley v. Cent. Ark., 1982	30
Marion Motley v. Stockton Mo. Base, 1942	27
5. Vai Tauga v. New Mexico State, 2008	24
Luke Lippincott v. Utah State, 2007	24
B.J. Mitchell v. Idaho, 2005	24
Chris Lemon v. New Mexico St., 1997	24
Chris Singleton v. E. Wash., 1991	24
Ray Whalen v. Furman, 1990	24
Lucius Floyd v. Montana State, 1986	24
Frank Hawkins v. Idaho, 1980	24

Touchdowns	
1. Charvez Foger, 1985-88	60
2. Chris Lemon, 1996-99	56
3. Frank Hawkins, 1977-80	44
4. Trevor Inasley, 1996-99	35
Bryan Reeves, 1991-93	35
Chance Kretschmer, 2001-04	35
7. Luke Lippincott, 2005-	28
8. B.J. Mitchell, 2002-05	26
Alex Van Dyke, 1995-96	26
Lucius Floyd, 1984-87	26
Earnie O'Leary, 1979-73	26

Season	
1. Chris Lemon, 1997	19
2. Luke Lippincott, 2007	18
Charvez Foger, 1985	18
Bryan Reeves, 1993	17
Frank Hawkins, 1978	17
6. Colin Kaepernick, 2008	16
Vai Tauga, 2008	16
Alex Van Dyke, 1995	16
9. Charvez Foger, 1986	15
Chance Kretschmer, 2001	15

Single Game	
1. Chance Kretschmer v. UTEP, 2001	6
2. Luke Lippincott v. La. Tech, 2007	5
Johnny Gordon v. Texas A&M-King, 1984	5
Anthony Corley v. C. Arkansas, 1982	5
5. Vai Tauga v. New Mexico State, 2008	4
Luke Lippincott v. Utah State, 2007	4
B.J. Mitchell v. Idaho, 2005	4
Chris Lemon v. New Mexico St., 1997	4
Chris Singleton v. E. Wash., 1991	4
Lucius Floyd v. Montana St., 1986	4
Frank Hawkins v. Idaho, 1980	4
Marion Motley v. Stock. Motor Base, 1942	4

Kick Scoring	
1. Marty Zendejas, 1984-87	367
2. Brett Jaekle, 2005-	356
3. Tony Zendejas, 1981-83	300
4. Damon Shea, 1995-1997	274
5. Damon Fine, 2001-04	213
6. Fernando Serrano, 1977-79	193
7. Charlie Lee, 1972-75	175
8. Kevin McKelvie, 1989-90	158
9. Bob Corley, 1947-49	130
Mike Phillips, 1998-2000	130

Season	
1. Damon Shea, 1996	115
2. Marty Zendejas, 1985	107
3. Tony Zendejas, 1983	106
4. Tony Zendejas, 1982	104
5. Marty Zendejas, 1984	101
6. Brett Jaekle, 2008	100
Kevin McKelvie, 1990	100
8. Brett Jaekle, 2007	99
Marty Zendejas, 1986	95
9. Rick Schwendinger, 1991	93

Single Game	
1. Marty Zendejas v. Texas A&M-King, 1984	19
2. John Dutton v. Idaho, 1983	19
Tony Zendejas v. Weber State, 1982	19

4. Marty Zendejas v. N. Arizona, 1985	18
5. Marty Zendejas v. Idaho State, 1984	17
6. Marty Zendejas v. Idaho State, 1987	16
Tony Zendejas v. N. Arizona, 1982	16
Damon Shea v. North Texas, 1996	16
Damon Fine v. Rice, 2001	16

Field Goals	
1. Marty Zendejas, 1984-87	72 of 90
2. Tony Zendejas, 1981-83	70 of 86
3. Brett Jaekle, 2005-	50 of 64
Damon Fine, 2001-04	50 of 75
5. Damon Shea, 1995-96	41 of 52
6. Kevin McKelvie, 1989-90	33 of 42
7. Fernando Serrano, 1977-79	29 of 54
Charlie Lee, 1972-75	29 of 55

Season	
1. Tony Zendejas, 1982	26 of 33
2. Marty Zendejas, 1984	22 of 27
3. Kevin McKelvie, 1990	21 of 24
Tony Zendejas, 1981	21 of 24
5. Damon Shea, 1996	20 of 22
6. Marty Zendejas, 1985	19 of 24
7. Marty Zendejas, 1987	17 of 21
8. Brett Jaekle, 2005-	16 of 21
Damon Fine, 2001	15 of 23
10. Marty Zendejas, 1986	14 of 18
Brett Jaekle, 2008	14 of 17

Single Game	
1. Tony Zendejas v. Weber State, 1982	5 of 5
Marty Zendejas v. Idaho State, 1984	5 of 5
Marty Zendejas v. N. Arizona, 1985	5 of 5
Damon Fine v. Rice, 2001	5 of 5
5. Tony Zendejas v. Idaho, 1983	5 of 6
6. Tony Zendejas v. N. Arizona, 1982	5 of 7
7. Brett Jaekle v. Texas Tech, 2008	4 of 4
Brett Jaekle v. Miami, 2006	4 of 6
Kevin McKelvie v. E. Wash, 1990	4 of 4
Charlie Lee v. CS Northridge, 1974	4 of 4
Marty Zendejas v. Idaho St., 1987	4 of 4

Points After Touchdowns	
1. Brett Jaekle, 2005-	206 of 216
Marty Zendejas, 1984-87	169 of 171
3. Damon Shea, 1995-1997	157 of 163
4. Damon Fine, 2001-04	129 of 141
5. Fernando Serrano, 1977-79	106 of 125
6. Bob Corley, 1947-49	97 of 136
7. Tony Zendejas, 1981-83	90 of 94
8. Charlie Lee, 1972-75	88 of 97

Season	
1. Damon Shea, 1995	61 of 63
2. Brett Jaekle, 2008	58 of 58*
Rick Schwendinger, 1991	57 of 62
4. Damon Shea, 1995	55 of 56
5. Marty Zendejas, 1986	53 of 54
6. Brett Jaekle, 2007	51 of 54
Marty Zendejas, 1985	50 of 54
8. Brett Jaekle, 2005	50 of 53
9. Bob Corley, 1948	48 of 66
10. Brett Jaekle, 2006	47 of 51
Tony Zendejas, 1983	37 of 37*

Single Game	
1. Mike Phillips v. Cal Poly, 1998	9 of 9
Damon Shea v. New Mexico St., 1996	9 of 9
Damon Shea v. Kent, 1996	9 of 9
Phillip Stamper v. Tex. Southern, 1993	9 of 9
Fernando Serrano v. W. Wash., 1978	9 of 9
Fernando Serrano v. Sac. St., 1977	9 of 10
7. Brett Jaekle v. Idaho, 2005	8 of 8
Marty Zendejas v. E. Washington, 1986	8 of 8
John McDermott v. Santa Clara, 1976	8 of 8
Bob Corley v. Tulsa, 1948	8 of N/A
Damon Shea v. North Texas, 1997	8 of 9

Total Offense	
1. David Neill, 1998-01	11,145
2. Eric Beavers, 1983-86	9,028
3. Fred Gatlin, 1989-92	8,568
4. Jeff Rowe, 2002-2006	8,423
5. Chris Vargas, 1990-93	8,181
6. Mike Maxwell, 1993-95	7,129
7. Colin Kaepernick, 2007-	6,362
8. John Dutton, 1996-97	6,216
9. Jeff Tisdell, 1974-77	6,050
10. Frank Hawkins, 1977-80	5,333

Season	
1. Chris Vargas, 1993	4,332
2. Mike Maxwell, 1995	3,623
3. David Neill, 1999	3,611
4. Colin Kaepernick, 2008	3,594
5. Zack Threadgill, 2002	3,534
6. John Dutton, 1997	3,522
7. Mike Maxwell, 1994	3,498
8. David Neill, 1998	3,351
9. Jeff Rowe, 2005	3,169
10. Eric Beavers, 1986	2,838

Single Game	
1. David Neill v. New Mexico St., 1998	582
2. John Dutton v. Boise State, 1997	568
3. Mike Maxwell v. UNLV, 1995	543

4. Mike Maxwell v. La. Tech, 1995	540
5. Chris Vargas v. UNLV, 1993	537
6. David Neill v. San Jose State, 2001	507
Chris Vargas v. Utah State, 1993	507
8. Chris Vargas v. San Jose State, 1993	501
9. David Neill v. Idaho, 1998	498
10. Eric Bennett v. San Jose State, 1995	494

Rushing Yards	
1. Frank Hawkins, 1977-80	5,333
2. Charvez Foger, 1985-88	4,484
3. Chris Lemon, 1996-99	4,246
4. Chance Kretschmer, 2001-04	3,782
5. Anthony Corley, 1980-83	2,677
6. John Vicari, 1977-80	2,539
7. Otto Kelly, 1980-83	2,284
8. B.J. Mitchell, 2002-05	2,395
9. Earnie O'Leary, 1969-73	2,133
10. Luke Lippincott, 2005-	1,980

Season (1,000-yard rushers)	
1. Chance Kretschmer, 2001	1,732
2. Frank Hawkins, 1980	1,719
3. Frank Hawkins, 1979	1,683
4. Vai Tauga, 2008	1,420
Luke Lippincott, 2007	1,420
B.J. Mitchell, 2005	1,399
7. Charvez Foger, 1988	1,287
8. Charvez Foger, 1985	1,241
9. Anthony Corley, 1982	1,222
10. B.J. Mitchell, 2005	1,221
11. Chris Lemon, 1999	1,170
12. Chance Kretschmer, 2003	1,162
13. Chris Lemon, 1998	1,154
14. Wayne Ferguson, 1977	1,128
15. Otto Kelly, 1983	1,119
16. Colin Kaepernick, 2008	1,115
17. Marcellus Chrison, 1994	1,076
18. Lucius Floyd, 1986	1,066
19. Chris Lemon, 1997	1,055
20. Kin Minor, 1995	1,052
21. Anthony Corley, 1983	1,050

Single Game (200-yard rushers)	
1. Chance Kretschmer v. UTEP, 2001	327
2. Lucius Floyd v. Montana State, 1986	305
3. Frank Hawkins v. S.F. State, 1978	293
4. Anthony Corley v. Weber State, 1982	274
5. Frank Hawkins v. Idaho, 1980	268
6. Vai Tauga v. Fresno State, 2008	263
7. Otto Kelly v. Idaho, 1983	252
8. Chance Kretschmer v. La. Tech, 2001	242
9. Luke Lippincott v. Utah St. 2007	241
10. Colin Kaepernick v. UNLV	240
Earnie O'Leary v. S.F. State, 1973	226
12. Frank Hawkins v. Idaho, 1979	217
13. Charvez Foger v. Idaho State, 1988	206
14. Frank Hawkins v. Montana, 1980	202
15. Frank Hawkins v. Weber State, 1979	201

Rushing Attempts	
1. Frank Hawkins, 1977-80	947
2. Chris Lemon, 1996-99	904
3. Chance Kretschmer, 2001-2004	873
4. Charvez Foger, 1985-88	866
5. Anthony Corley, 1980-83	554
6. John Vicari, 1977-80	539
7. B.J. Mitchell, 2002-05	481
8. Earnie O'Leary, 1969-73	459
9. Zeke Moore, 1990-93	443
10. Otto Kelly, 1980-83	441

Season	
1. Frank Hawkins, 1980	307
2. Chance Kretschmer, 2001	302*
3. Charvez Foger, 1988	298
4. Frank Hawkins, 1979	293
5. Luke Lippincott, 2007	267
6. B.J. Mitchell, 2005	261
7. Frank Hawkins, 1978	259
8. Chris Lemon, 1998	253
9. Chris Lemon, 1997	250
10. Chance Kretschmer, 2003	245

Single Game	
1. Chance Kretschmer v. UTEP, 2001	45
2. Chris Lemon v. UNLV, 1998	44
Ray Whalen v. Boise State, 1990	44
4. Charvez Foger v. Idaho State, 1988	43
5. Anthony Corley v. Pacific, 1983	40
6. Anthony Corley v. Weber State, 1982	39
7. Charvez Foger v. Weber State, 1988	38
8. Ray Whalen v. Weber State, 1990	37
9. Luke Lippincott, 2007	36
Earnie O'Leary v. S.F. State, 1973	36

Rushing Touchdowns	
1. Chris Lemon, 1996-99	53
2. Charvez Foger, 1985-88	52
3. Frank Hawkins, 1977-80	39
4. Chance Kretschmer, 2001-04	35
5. Luke Lippincott, 2005-	25
Earnie O'Leary, 1970-73	25
B.J. Mitchell, 2002-05	25
8. Kin Minor, 1994-95	23
9. Colin Kaepernick, 2007-	22
10. Marion Motley, 1940-42	20

Season	
1. Chris Lemon, 1997	19
2. Colin Kaepernick, 2008	16
3. Luke Lippincott, 2007	15
Chance Kretschmer, 2001	15
Frank Hawkins, 1978	15
6. Vai Tauga, 2008	14
Charvez Foger, 1986	14
Charvez Foger, 1985	14
Kin Minor, 1994	14
10. Chris Lemon, 1999	13
Chris Lemon, 1998	13

Single Game	
1. Chance Kretschmer v. UTEP, 2001	6
2. Johnny Gordon v. Texas A&M-Kings, 1984	5
3. Luke Lippincott v. La. Tech, 2007	4
Luke Lippincott v. Boise St., 2007	4
Chris Lemon v. New Mexico State, 1997	4
Ray Whalen v. Furman, 1990	4
Lucius Floyd v. Montana State, 1986	4
Frank Hawkins v. Idaho, 1980	4
B.J. Mitchell v. Idaho, 2005	4
10. Several	3

Passing Yards	
1. David Neill, 1998-2001	10,901
2. Eric Beavers, 1983-86	8,629
3. Fred Gatlin, 1989-92	8,312
4. Chris Vargas, 1990-93	8,130
5. Jeff Rowe, 2002-2006	7,862
6. Mike Maxwell, 1993-95	7,256
7. John Dutton, 1996-97	6,276
8. Jeff Tisdell, 1974-77	6,098
9. Jim Zaccheo, 1987-88	4,750
10. Colin Kaepernick, 2007-	4,654

RECORD WATCH

3. Eric Beavers, 1983-86	642
4. Chris Vargas, 1990-93	625
5. Fred Gatlin, 1989-92	613
6. Mike Maxwell, 1993-95	560
7. John Dutton, 1996-97	447
8. Jeff Tisdell, 1974-77	394
9. Zack Threadgill, 1999-02	365
10. Jim Zaccheo, 1987-88	326
11. Colin Kaepernick, 2007-	317

Season	
1. Chris Vargas, 1993	331
2. Mike Maxwell, 1995	277
3. Zack Threadgill, 2002	275
4. Mike Maxwell, 1994	271
5. David Neill, 1999	247
6. John Dutton, 1997	225
7. John Dutton, 1996	222
8. Jeff Rowe, 2005	241
9. David Neill, 1998	199
Eric Beavers, 1985	199

Single Game	
1. Chris Vargas v. McNeese State, 1992	43
2. Mike Maxwell v. UNLV, 1995	41
3. Mike Maxwell v. Toledo, 1995	38
4. Chris Vargas v. Weber State, 1993	37
5. Mike Maxwell v. San Diego State, 1995	36
Chris Vargas v. Arkansas State, 1993	36
Chris Vargas v. N. Illinois, 1993	36
8. David Neill v. Colorado State, 1999	35
Mike Maxwell v. La. Tech, 1995	35
Mike Maxwell v. La.-Monroe, 1995	35
Chris Vargas v. San Jose State, 1993	35

Passing Attempts

Career	
1. David Neill, 1998-2001	1,374
2. Jeff Rowe, 2002-2006	1,122
3. Fred Gatlin, 1989-92	1,116
4. Eric Beavers, 1983-86	1,095
5. Chris Vargas, 1990-93	1,027
6. Mike Maxwell, 1993-95	881
8. Jeff Tisdell, 1974-77	776
9. John Dutton, 1996-97	701
10. Zack Threadgill, 1999-02	622
11. Colin Kaepernick, 2007-	583
10. Chris Ault, 1965-67	580

Season	
1. Chris Vargas, 1993	490
2. Zack Threadgill, 2002	451
3. Mike Maxwell, 1994	447
4. David Neill, 1999	423
5. Mike Maxwell, 1995	409
6. Jeff Rowe, 2005	389
7. John Dutton, 1997	367
8. David Neill, 2000	353
9. Fred Gatlin, 1990	350
10. David Neill, 1998	344

Single Game	
1. Chris Vargas v. McNeese State, 1992	75
2. Mike Maxwell v. San Diego State, 1995	61
3. Chris Vargas v. Weber State, 1993	58
4. David Neill v. New Mexico State, 1998	57
5. Mike Maxwell v. Toledo, 1995	57
6. Chris Vargas v. Utah State, 1993	56
7. John Dutton v. Oregon, 1997	55
Mike Maxwell vs Boise State, 1994	55
9. Mike Maxwell v. UNLV, 1995	54
Chris Vargas v. Arkansas State, 1993	54
Zack Threadgill v. UTEP, 2002	54

Passing Interceptions

Career	
1. Fred Gatlin, 1989-92	46
2. Chris Vargas, 1990-93	42
3. Eric Beavers, 1983-86	37
4. Jeff Tisdell, 1974-77	34
John Barnes, 1967-69	34
6. Mike Maxwell, 1993-95	33
David Neill, 1998-2001	33
2. Jeff Rowe, 2002-2006	33
9. Paul Silvia, 1970-71	28
10. Jim Zaccheo, 1987-88	27
Chris Ault, 1965-67	27

Season	
1. John Barnes, 1969	23
2. Chris Vargas, 1993	18
3. Mike Maxwell, 1995	17
4. Zack Threadgill, 2002	17
5. Chris Vargas, 1992	16
6. Chris Ault, 1966	15
7. Mike Maxwell, 1994	15
8. Fred Gatlin, 1991	14
9. Jim Zaccheo, 1988	14
Jeff Tisdell, 1976	14
Gene Watkins, 1972	14
Paul Silvia, 1971	14
Paul Silvia, 1970	14

Single Game	
1. Mike Maxwell v. San Diego State, 1995	5
Chris Vargas v. McNeese State, 1992	5
Chris Vargas v. Weber State, 1993	5
4. Chris Vargas v. Wisconsin, 1993	4
Steve Backster v. E. Washington, 1989	4
John Barnes (twice)	4
Marshall Sperbeck (three times)	4
Jim Zaccheo v. Boise State, 1988	4
Eric Beavers v. Southern Illinois, 1983	4
Larry Worman v. Massachusetts, 1978	4
Jeff Rowe at Boise State, 2005	4

Receptions

Career	
1. Trevor Insley, 1996-99	298
2. Geoff Noisy, 1995-98	295
3. Nate Burleson, 2000-02	248
4. Bryan Reeves, 1991-93	234
5. Alex Van Dyke, 1994-95	227
6. Nichiren Flowers, 2002-05	214
7. Caleb Spencer, 2004-06	189
8. Jeff Wright, 1976-79	175
9. Tony Logan, 1985-88	166
10. Damond Wilkins, 1995-96	165

Season	
1. Nate Burleson, 2002	138
2. Trevor Insley, 1999	134
3. Alex Van Dyke, 1995	129
4. Damond Wilkins, 1996	114
5. Geoff Noisy, 1996	114
6. Alex Van Dyke, 1994	98
7. Geoff Noisy, 1998	94
8. Bryan Reeves, 1993	91
Nichiren Flowers, 2004	91
10. Geoff Noisy, 1997	86

Single Game	
1. Nate Burleson v. UTEP, 2002	19
2. Geoff Noisy v. Arkansas State, 1996	18
3. Geoff Noisy v. Oregon, 1997	18
Alex Van Dyke v. UNLV, 1995	18
Alex Van Dyke v. Toledo, 1995	18
6. Trevor Insley v. Colorado State, 1999	17
7. Alex Van Dyke v. La. Tech, 1995	17
Bryan Reeves v. CS Fullerton, 1992	16
9. Alex Van Dyke v. La.-Monroe, 1995	15
Alex Van Dyke vs Fresno State, 1994	15
Bryan Reeves v. San Jose State, 1992	15
Ross Ortega v. Furman, 1990	15

Receiving Yards

Career (1,500+ Yards)	
1. Trevor Insley, 1996-99	5,005
2. Geoff Noisy, 1995-98	4,249
3. Bryan Reeves, 1991-93	3,408
4. Nate Burleson, 1999-02	3,287
5. Alex Van Dyke, 1994-95	3,100
6. Jeff Wright, 1976-79	3,034
7. Tony Logan, 1985-88	2,922
8. Nichiren Flowers, 2002-05	2,648
9. Marko Mitchell, 2006-	2,633
10. Bryan Calder, 1984-86	2,559
11. Caleb Spencer, 2004-2006	2,214
12. Mike Senior, 1991-94	2,074
13. Damond Wilkins, 1995-96	1,873
14. Treammel Taylor, 1989-90	1,845
15. Tim Fleming, 2000-03	1,749
16. Michael Stephens, 1992-93	1,699

Season (1,000+ Yards)	
1. Trevor Insley, 1999	2,060
2. Alex Van Dyke, 1995	1,854
3. Nate Burleson, 2002	1,629
4. Geoff Noisy, 1996	1,435
5. Geoff Noisy, 1998	1,405
6. Alex Van Dyke, 1994	1,246
7. Bryan Reeves, 1993	1,228
8. Trevor Insley, 1998	1,220
9. Geoff Noisy, 1997	1,184
10. Trevor Insley, 1997	1,151
11. Marko Mitchell, 2007	1,129
12. Nichiren Flowers, 2004	1,126
13. Damond Wilkins, 1996	1,121
14. Bryan Reeves, 1992	1,114
15. Tony Logan, 1987	1,099
16. Tony Logan, 1988	1,098
17. Michael Stephens, 1993	1,062
18. Treammel Taylor, 1989	1,033
19. Marko Mitchell, 2009	1,011

Single Game (200+ Yards)	
1. Nate Burleson v. San Jose State, 2001	326
2. Alex Van Dyke v. San Jose State, 1995	314
3. Treammel Taylor v. Montana, 1989	299
4. Geoff Noisy v. Utah State, 1996	296
5. Geoff Noisy v. New Mexico State, 1998	283
6. Alex Van Dyke vs La. Tech, 1995	272
7. Trevor Insley v. North Texas, 1999	263
8. Geoff Noisy v. Idaho, 1998	259
9. Trevor Insley v. Idaho, 1999	254
10. Bryan Reeves v. Utah State, 1993	249
11. Ross Ortega v. Furman, 1990	247
12. Trevor Insley v. Utah State, 1999	242
13. Alex Van Dyke v. UNLV, 1995	230
14. Chris Singleton v. Weber State, 1991	225
15. Trevor Insley v. Boise State, 1997	217
16. Nate Burleson v. BYU, 2002	215
17. Trevor Insley v. Oregon, 1999	212
Mike Senior v. UNLV, 1993	212

Receiving Touchdowns

Career	
1. Trevor Insley, 1996-99	35
2. Bryan Reeves, 1990-93	32
3. Tony Logan, 1985-88	27
Jeff Wright, 1976-79	27
5. Alex Van Dyke, 1994-95	26
6. Nate Burleson, 1999-02	22
Bryan Calder, 1983-86	22
8. Marko Mitchell, 2006-	21
Geoff Noisy, 1995-98	21
10. Scott Threde, 1983-86	18

Season	
1. Bryan Reeves, 1993	17

2. Alex Van Dyke, 1995	16
3. Trevor Insley, 1999	13
4. Nate Burleson, 2002	12
Steve McHenry, 1995	12
Tony Logan, 1987	12
Trevor Insley, 1998	11
Jeff Wright, 1978	11
Alex Van Dyke, 1994	10
Bryan Reeves, 1992	10
Tony Logan, 1988	10

Single Game

1. Chris Singleton v. E. Washington, 1991	4
2. Adam Bishop v. Nicholls State, 2007	3
3. Geoff Noisy v. Idaho, 1998	3
Alex Van Dyke v. San Jose State, 1995	3
Alex Van Dyke v. UNLV, 1995	3
Alex Van Dyke v. La. Tech, 1995	3
Steve McHenry v. La.-Monroe, 1995	3
Alex Van Dyke v. Fresno State, 1994	3
Alex Van Dyke v. New Mexico State, 1994	3
Bryan Reeves v. San Jose State, 1993	3
Bryan Reeves v. Utah State, 1993	3
Bryan Reeves v. Utah State, 1992	3
Treamelle Taylor v. Western Illinois, 1990	3
Tony Logan v. Northern Arizona, 1987	3
Alphonso Williams v. N. Iowa, 1982	3
Jeff Wright v. South Dakota, 1978	3
Steve Senini v. W. Montana, 1977	3
Tommy Kalmanir v. Oklahoma City, 1948	3
Tommy Kalmanir v. Santa Clara, 1946	3

Interceptions

Career	
1. Greg Grouwinkell, 1972-74	20
2. Joe Peterson, 1983-86	19
3. Alex Willis, 1975-78	18
4. Ken Byrne, 1967-70	17
Tony Shaw, 1981-83	17
6. Darnell Hasson, 1993-96	15
Patrick Hunter, 1982-85	15
Mike Brown, 1985-88	15
9. Xavier Kairy, 1989-92	14
10. Brock Marion, 1989-92	13
William Duckett, 1989-92	13
Bernard Ellison, 1986-90	13

Season	
1. Greg Grouwinkell, 1974	9
Tony Shaw, 1983	9
3. Greg Grouwinkell, 1972	7
Joe Peterson, 1986	7
5. Darnell Hasson, 1996	6
William Duckett, 1991	6
William Duckett, 1989	6
Mike Brown, 1987	6
Bernard Ellison, 1987	6
Patrick Hunter, 1985	6
Lee Fobbs, 1979	6
Jim Jamison, 1966	6
Joe Garcia, 2006	6

Single Game	
1. Greg Grouwinkell v. Portland State, 1974	4

Interception Return Yards

Career	
1. Greg Grouwinkell, 1972-74	337
2. Nick Hawthorne, 2003-06	288
3. Xavier Kairy, 1989-92	229
4. Tony Shaw, 1981-83	223
5. William Duckett, 1989-92	208
6. Bernard Ellison, 1986-90	205
7. Darnell Hasson, 1993-96	187
8. Tom Reed, 1967-69	165
9. Darnell Hasson, 1993-95	162
10. Joe Peterson, 1983-86	155

Season	
1. William Duckett, 1991	176
2. Tony Shaw, 1983	151
3. Daryl McCoy, 1985	139
Greg Grouwinkell, 1972	139
Greg Grouwinkell, 1974	139
6. Greg Newhouse, 1973	126
7. Joe Peterson, 1986	119
8. Alex Willis, 1975	114
9. Tom Reed, 1967	102

Single Game	
1. Scott Nader v. Hayward State, 1972	96
2. Bryan Reeves, 1991-93	95
3. Daryl McCoy v. Montana State, 1985	87
4. Steve Knapp v. Idaho, 1979	80
5. William Duckett v. N. Arizona, 1991	70
6. Tom Foster v. Westminster, 1977	66
7. Roy Hamilton v. Boise State, 1977	62
8. Tony Shaw v. Boise State, 1983	60

Kickoff Returns

Career	
1. Paul Williams, 1975-77	55
2. Ronnie Hardiman, 2000-03	54
3. Dwayne Sanders, 2006-	49
Tony Logan, 1985-88	49
5. Alex Van Dyke, 1994-95	47
6. Harry Williams, 1987	42
7. Alphonso Williams, 1981-83	29
8. Treammel Taylor, 1989-90	27
Mike Smith, 1974	27
10. Chris Wellington, 2007-	26
Chris Lemon, 1996-99	26

Season	
1. Harry Williams, 1987	42

2. Mike Smith, 1974	27
Tony Logan, 1986	27
4. Alex Van Dyke, 1995	26
5. Brian Fludd, 2008	26
6. Chris Lemon, 1996	23
Paul Williams, 1977	23
8. Dwayne Sanders, 2007	22
Dwayne Sanders, 2006	22
Ronnie Hardiman, 2002	22
Tony Logan, 1988	22

Single Game	
1. Lucius Floyd v. CS Fullerton, 1984	8
2. Alex Van Dyke v. Toledo, 1995	7
Mike Smith v. Colorado State, 1974	7


Kickoff Return Yards

Career	
1. Paul Williams, 1975-77	1,339
2. Dwayne Sanders, 2006-	1,174
3. Ronnie Hardiman, 2000-03	1,148
4. Alex Van Dyke, 1994-95	1,034
5. Tony Logan, 1985-88	984
6. Harry Williams, 1987	842
7. Mike Smith, 1974	774
8. Del Bates, 1998-2000	721
9. Treammel Taylor, 1989-90	687
10. Alphonso Williams, 1981-83	617

Season	
1. Harry Williams, 1987	842
2. Mike Smith, 1974	774
3. Tony Logan, 1986	665
4. Alex Van Dyke, 1995	583
5. Dwayne Sanders, 2006	550
Brian Fludd, 2008	530
7. Chris Lemon, 1996	504
8. Ronnie Hardiman, 2002	501
9. Dwayne Sanders, 2007	498
10. Chris Singleton, 1992	497

Single Game	
1. Mike Smith v. Colorado State, 1974	195
2. Chris Singleton v. Texas Southern, 1992	180
3. Treammel Taylor v. Idaho State, 1990	164
4. Alex Van Dyke v. Toledo, 1995	162
5. Dwayne Sanders v. Boise State, 2007	144
6. Dwayne Sanders v. Hawaii, 2006	142
7. Lucius Floyd v. CS Fullerton, 1984	129
8. Dwayne Sanders v. Missouri, 2008	126
9. Brian Fludd v. Fresno State, 2008	117
10. Alex Van Dyke v. UNLV, 1995	114

WAC OFFENSIVE PLAYER OF THE YEAR



#10 Colin Kaepernick - So. - QB - Turlock, Calif. (Pittman HS)

2008: Has emerged as one of the country's most dangerous quarterbacks with a strong arm and quick feet. His name is embedded in the national rankings in rushing, passing, pass efficiency, total offense and scoring. Preseason honors included: All-WAC Second Team by Phil Steele's College Football Preview ... All-WAC Second Team by Athlon Sports ... All-WAC Second Team by Lindy's.

Kaepernick will be looking to put the finishing touches on what has been one of the finest individual performances in school history. He was named the Western Athletic Conference Offensive Player of the Year in voting by the league's coaches following the regular season, becoming the second Nevada player, and first Wolf Pack quarterback to win that honor (B.J. Mitchell, 2005).

He is the only quarterback in Nevada history to rush for more than 1,000 yards and he is just the fifth quarterback in NCAA Division I-A (FBS) history to throw for 2,000 yards and rush for 1,000 yards in the same season. His current rushing total of 1,115 yards is the 24th-best single-season effort in FBS history and he has a chance to move substantially up that list with one game left to play.

His name appears in Nevada's career, single-season or single-game record books 12 times:

Conventional Scoring, season: T-5th, 96 points.

Touchdowns, season: T-6th, 16 touchdowns.

Total Offense, career: 7th, 6,326 yards.

Total Offense, season: 4th, 3,594 yards.

Rushing Yards (1,000 yards or more), season: 16th, 1,115 yards.

Rushing Yards, game: 10th, 240 yards.

Rushing Touchdowns, career: 9th, 22 touchdowns.

Rushing Touchdowns, season: 2nd, 16 touchdowns.

Passing Yards, career: 10th, 4,654 yards.

Passing Touchdowns, career: 10th, 38 touchdowns.

Passing Completions, career: 10th, 317 completions.


Passing Attempts, career: 10th, 583 attempts.

2008 GAME-BY-GAME

- **Grambling State:** Rushed for 51 yards and set a career high with three rushing scores in 49-13 victory. Completed 10-of-17 for 122 yards through the air.
- **Texas Tech:** Set a season-high in passing yards with 264 on 23-of-34 attempts. Has one interception and one touchdown pass -- a 48-yard strike to Marko Mitchell. Ran for 92 yards on 17 carries.
- **Missouri:** Ran for 71 yards and a touchdown and threw for 152 yards (17-of-31 passing) and another touchdown.
- **UNLV:** Playing in his first Battle for the Fremont Cannon, Kaepernick put up the greatest rushing performance by a Nevada quarterback in history. He for 240 yards against UNLV, becoming the first Nevada quarterback to top the 200-yard mark. His rushing performance ranks as the 10th-best single-game output ever at Nevada and he was nine yards shy of breaking the WAC record for most rushing yards by a quarterback. Kaepernick accounted for 416 yards of total offense and five touchdowns in the victory. He threw for 176 yards and two scores (70 and 40 yards). His rushing TDs came from 4, 66, and 28 yards as he matched his career high for rushing TDs in a game.
- **Idaho:** Completed 19-of-24 for 243 yards and two touchdowns while running for 57 yards and another score in the 49-14 WAC-opening victory.
- **New Mexico State:** Completed 15-of-26 for 194 yards and three touchdowns while rushing for 54 yards and another score.
- **Utah State:** Played less than three full quarters and still recorded 48 yards on the ground with two scores and 197 yards passing with another touchdown. The air strike was a career-long 75-yarder to senior Marko Mitchell.
- **Hawai'i:** Ran for 139 yards and one score while passing for 173 yards and two more touchdowns.
- **Fresno State:** Rushed for 118 yards and two two touchdowns, giving up 20 rushing TDs for his career. That figure tied the legenday Marion Motley for ninth place all-time at Nevada.
- **San Jose State:** Rushed for a team-high 147 yards and topped the 1,000-yard mark for the season, the first Nevada quarterback to ever do so. Was named the WAC's Offensive Player of the Week for third time in his career. Scored two touchdowns and passed for another.
- **Boise State:** Accounted for more than 300 yards of total offense with 70 yards on 16 carries and threw for 241 yards and a touchdown.
- **Louisiana Tech:** Had perhaps his finest performance as a collegian in leading the Wolf Pack back from a 17-point second-half deficit to a 35-31 win. Threw for a season-high 397 yards and four touchdowns on 24-of-42 passing. Trailing by 17, Kaepernick threw for 291 yards and three scores after the intermission. His touchdown passes in the game were from 9, 62, 18 and 27 yards out. He also ran for 28 yards in the game to move past the 1,100-yard rushing mark for the season. For his efforts, Kaepernick was named the WAC's Offensive Player of the Week for the third time this season and fourth time in his career. In two career games against Tech, Kaepernick has 801 passing yards and seven touchdowns passing.

ALL★WAC FIRST★TEAM

ALL★WAC FIRST★TEAM



#4 Marko Mitchell - Sr. - WR - York, Ala. (Mesa CC)


2008: Mitchell has emerged as one of the top receivers in a conference known for top pass-catchers. And he is moving up the charts at Nevada, a school with a history of big numbers from big-play wide receivers. Mitchell hasn't disappointed in his senior year, providing big-play production in an offense that is rolling up tons of impressive numbers. Preseason honors included: All-WAC First Team by Phil Steele's College Football Preview ... All-WAC Second Team by Athlon Sports ... All-WAC Second Team by Lindy's.

Mitchell enters the bowl game with his name creeping up in the Nevada record books. In just three seasons, Mitchell ranks ninth in career receiving yards (2,633) and needs just 16 yards to move into the eighth spot. He is tied for eighth in receiving touchdowns (21) and needs one more to move into a tie for sixth. He is just the sixth-player in Nevada history record back-to-back 1,000 yard seasons.

2008 GAME-BY-GAME

- **Grambling State:** Caught four passes for 49 yards and also had an end-around for a 31-yard gain.
- **Texas Tech:** Had his best game of the season against one of the better defenses in the country. Hauled in eight passes for 147 yards, including a 48-yard touchdown strike.
- **Missouri:** Caught three passes for 48 yards, including a 42-yard touchdown pass.
- **UNLV:** Had one catch for 5 yards.
- **Idaho:** Recorded 121 yards receiving on six catches and had another TD – a 48-yarder.
- **New Mexico State:** Hauled in five catches for 97 yards.
- **Utah State:** Ran the ball twice for 24 yards and had four catches for 122 yards, including a 75-yard touchdown play.
- **Hawai'i:** Caught six passes for 55 yards, including a pivotal 5-yard touchdown on a fourth-down play.
- **Fresno State:** Had four catches for 51 yards.
- **San Jose State:** Hauled in five catches for 80 yards, including a 31-yard touchdown strike from Colin Kaepernick.
- **Boise State:** Hauled in four more catches for 73 yards and another touchdown.
- **Louisiana Tech:** Playing in his final regular season game, with family and friends making the trip from Alabama, Mitchell had perhaps the best game of his career. He caught six passes for 153 yards and two touchdowns. His first TD reception went for 62 yards and his second scoring catch, an 18-yard, started the Wolf Pack's comeback from a 31-14 deficit to a 35-31 victory.

ALL★WAC FIRST★TEAM



#13 Brett Jaekle - Sr. - PK - Las Vegas, Nev. (Bonanza HS)

2008: A four-year starter, Jaekle is solidifying his place as one of the best kickers in school history. He is the school's all-time leader in extra points and is climbing the charts in kick scoring and field goals as well. He has not missed an extra point on the season and if he stays perfect, he'll set the school mark for most extra points in a season without a miss. Was named preseason All-WAC Second Team by Phil Steele's College Football Preview.


Jaekle enters the bowl game looking to put the finishing touches on one of the best single seasons ever by a Nevada kicker. He leads the nation among active kickers in career extra points (206) and extra point attempts (216). He leads the WAC in scoring (8.3 ppg), kick scoring (8.3 ppg) and PAT kicking percentage (100%) and is second in the WAC in field goals (1.17 fpgg) and field goal percentage (82.4%).

He ranks fourth all-time in WAC history in career points with 356 and needs 14 to tie for third (Justin Ayat, Hawaii, 2001-04). He ranks ninth all-time in WAC history in career field goals with 50 and needs three to tie for eighth (Dave Margolis, New Mexico, 1989-92). He needs 12 points to become Nevada's all-time leader in career kick scoring and he needs one field goal to take second place outright in career field goals. He needs four extra points to set Nevada's single season record.

2008 GAME-BY-GAME

- **Grambling State:** Converted all seven extra points and placed three kickoffs into the end zone for touchbacks.
- **Texas Tech:** Made his lone extra point attempt and matched a career high with four field goals.
- **Missouri:** Hit a 31-yard field goal and hit both extra point attempts.
- **UNLV:** Went seven-of-seven on extra points in his hometown and finished his career with a fourth-straight win over rival UNLV.
- **Idaho:** Made all seven extra-point attempts.
- **New Mexico State:** Nailed a 41-yard field goal and hit all six PATs.
- **Utah State:** Converted a 26-yard field goal attempt, placed three kickoffs into the end zone for touchbacks and hit five extra point attempts.
- **Hawai'i:** Was four-of-four on extra points and made his lone field goal attempt from 32 yards out.
- **Fresno State:** Hit a pair of field goals and was perfect on five PATs.
- **San Jose State:** For the second week in a row, connected on a pair of field goals and was perfect on five PATs.
- **Boise State:** Nailed a pair of field goals and four extra points. Also stepped in at the last minute and brilliantly handled the punting duties after an injury to Brad Langley. Had nine punts for an average of 42.8 yards with a long of 53.
- **Louisiana Tech:** Converted all five extra point attempts to stay perfect on the season (58-of-58). Handled the punting duties once again and punted five times for 210 yards, an average of 42.0 yards with a long of 51 and one inside the 20.

ALL★WAC FIRST★TEAM



#34 Vai Taula - So. - RB - Lompoc, Calif. (Cabrillo HS)

2008: Taula entered the season fourth on the depth chart at running back but has flourished during his sophomore campaign. The hard-nosed runner has established himself as one of the most productive backs on the West Coast and as one of the top rushers in the nation. He has also proved to be a dependable pass-catcher out of the backfield in Nevada's vaunted pistol offense.

Taula enters the bowl game tied for fourth on Nevada's single-season rushing list with 1,420 yards (tied with Luke Lippincott, 2007). He earned first-team All-WAC honors after leading the conference in rushing with an average of 118.3 yards per game, 25 ypg ahead of teammate Colin Kaepernick, who is in second place. He is tied for first in touchdown scoring (8.0 ppg) and is third in the conference in all-purpose yardage at 137.2 yards per game.

2008 GAME-BY-GAME

- **Grambling State:** Set a career high in carries (12), yards (113) and touchdowns (2) and has since broken each personal record.
- **Texas Tech:** Had 11 carries for 63 yards.
- **Missouri:** Recorded 43 yards on 15 carries -- his lowest yardage total of the season. Also caught three passes for 17 yards.
- **UNLV:** Carried the ball 19 times for 123 yards and a touchdown while catching two more passes for 12 yards.
- **Idaho:** Established a career high in touchdowns with three and gained 90 yards on 21 carries.
- **New Mexico State:** Had one of the best performances of his career in a losing effort. Gained 188 yards and two touchdowns on 20 carries while catching five passes for 49 yards and two more touchdowns.
- **Utah State:** Notched back-to-back 100-yard performances with 17 carries for 122 yards and another touchdown. Set a career high in receiving yards with 66 yards on four catches.
- **Hawai'i:** Had a career-long run of 79 yards as part of a 16-carry, 160-yard performance, his third straight game over the century mark.
- **Fresno State:** Won his first career WAC Offensive Player of the Week award after a career performance against the Bulldogs. Rushed 28 times for 263 yards and a touchdown. His touchdown run went for 25 yards and came in the fourth quarter to give the Pack a 38-21 lead. His total is the fifth most by any FBS running back in the nation this season and is the sixth best in school history. He is the first WAC running back to top 1,000 yards on the season.
- **San Jose State:** Recorded his fifth-straight 100-yard performance with 125 yards on 18 carries. Reeled off a 57-yard touchdown run.
- **Boise State:** Had 75 yards on 14 carries including a 31-yard touchdown run.
- **Louisiana Tech:** Tallied 96 total yards with three catches for 35 yards and 61 yards on 22 carries. His 22-yard touchdown run with 3:15 left in the game capped Nevada's comeback from a 17-point deficit.

ALL★WAC FIRST★TEAM



#61 Dominic Green - Sr. - OL - Sacramento, Calif. (Jesuit HS)


2008: One of the most durable and talented linemen in the Western Athletic Conference, Green has started at every offensive line position at Nevada during his career. He started the season at guard but has settled in at center down the stretch. A team captain, he has led the way for Nevada's prolific rushing attack. Preseason honors included: Rimington Trophy Watch List ... All-America Honorable Mention by The Sporting News ... All-WAC First Team by Blue Ribbon College Football Yearbook ... All-WAC First Team by Lindy's ... All-WAC First Team by The Sporting News ... All-WAC First Team by Rivals.com ... All-WAC Second Team by Phil Steele's College Football Preview ... All-WAC Second Team by Athlon Sports.

Green has earned All-WAC honors three years running, including back-to-back seasons on the All-WAC first team. He anchored an offensive front that has been one of the best in school history.

2008 GAME-BY-GAME

- **Grambling State:** Helped pave the way for a 426-yard rushing performance.
- **Texas Tech:** Started at guard and helped the offense to a 488 total yards.
- **Missouri:** Started at guard as Nevada had 362 yards of total offense.
- **UNLV:** Returned to the center spot and led charge of then-season best 444 rushing yards.
- **Idaho:** Led the way for 507 yards of total offense as the offensive line did not yield a sack.
- **New Mexico State:** O-line allowed just one sack and rolled up 507 total yards, including 313 on the ground.
- **Utah State:** Led another impressive performance by the offense, which had 523 total yards and did not allow a sack.
- **Hawai'i:** Led the way for a rushing attack that had 308 yards.
- **Fresno State:** Was named the team's Basalite Big Blocker of the Week as Nevada set a season high with 472 rushing yards.
- **San Jose State:** Was named the team's Offensive Player of the Week as Nevada steam-rolled the Spartans with 525 yards of total offense. The Pack did not give up a sack against one of the top pass-rushing defenses in the country.
- **Boise State:** Led an offensive charge that put up 385 yards the No. 16 defense in the country.
- **Louisiana Tech:** Paved the way for another 500-yard performance as Nevada came from 17 points down in the second half to beat the Bulldogs in Ruston, La.

all★wac FIRST★TEAM




#99 Kevin Basped - So. - DE - Sacramento, Calif. (Florin HS)

2008: One of the best athletes in the program, Basped is emerging as a force this season after a promising freshman season. He is among the team leaders and nationally ranked in sacks and tackles for loss. Preseason honors included: All-WAC First Team by Athlon Sports ... All-WAC Honorable Mention by Phil Steele's College Football Preview. Led the WAC in sacks during with the regular season with 10 for a loss of 63 yards. Ranked 15th in the nation in sacks per game. Also finished tied for second in the WAC and tied for 10th nationally in tackles for loss per game with 18.5 overall and 1.54 per game.

2008 GAME-BY-GAME

- **Grambling State:** Recorded four tackles, including two for a loss and one sack as Nevada held the Tigers to just five rushing yards.
- **Texas Tech:** Recorded one tackle.
- **Missouri:** Had three tackles, including 1.5 for a loss.
- **UNLV:** Recorded one tackle.
- **Idaho:** Was limited due to injury.
- **New Mexico State:** Set a career high in tackles with six and notched three more tackles for loss, including a sack for minus-11 yards.
- **Utah State:** Had five tackles, including another sack, and broke up a pass for the second time this season.
- **Hawai'i:** Matched his season high in tackles with six and set a career best with four tackles for a loss. That included a career-best three sacks against the Warriors.
- **Fresno State:** Recorded two tackles.
- **San Jose State:** Had one of the finest games of his career. Was named the team's Defensive Player of the Week after recording 2.5 tackles for loss, a sack, two forced fumbles and a pass break-up. Should have been credited with another sack and tackle for loss had it not been for an administrative error by the game officials.
- **Boise State:** Tied for the team lead in tackles with seven including a half-sack and two tackles for loss.
- **Louisiana Tech:** Again proved to be a major force with a strong performance. Was third on the team with seven tackles. Recorded 2.5 sacks for a loss of 15 yards and also forced a fumble.

all★wac second★TEAM




#48 Brad Langley - So. - P - Antelop, Calif. (American River College)

2008: Joined the team prior to fall camp after one season at American River College. Has already developed into one of the top punters in the nation. Earned second-team All-WAC honors despite missing the final two games of the regular season with injury. Will not play in the bowl game as he tore his Achilles tendon prior to the Boise State game.

2008 GAME-BY-GAME

- **Grambling State:** Booted a pair of 50-plus-yard punts as part of a 47.0 average for the game.
- **Texas Tech:** Averaged 46.7 yards on three punts and put on inside the 20.
- **Missouri:** Set a season-long of 54 yards (since broken) and averaged 41.0 yards per punt. Placed one inside the 20 and induced two fair catches.
- **UNLV:** Booted a 77-yard punt – the longest in the WAC this year – and averaged 50 yards on three punts with one fair catch and one inside the 20.
- **Idaho:** Placed both attempts inside the 20 with an average of 45 yards per attempt.
- **New Mexico State:** Had one punt inside the 20 and averaged 35.3 yards on three punts.
- **Utah State:** Crushed a 67-yarder as part of a three-punt, 48.3-yard average day. Had one fair catch and one inside the 20.
- **Hawai'i:** Averaged 43.9 yards on seven punts, including a pair of 50-plus-yarders.
- **Fresno State:** Averaged 44.8 yards on four punts with one inside the 20.
- **San Jose State:** Punted six times for an average of 43.0 yards with two punts inside the 20. Did not play due to injury.
- **Boise State:** Did not play due to injury.
- **Louisiana Tech:** Did not play due to injury.

all★wac second★Team



#50 Mike Gallett - So. - OL - Phoenix, Ariz. (O'Connor HS)


2008: Has been a force on the offensive line and has helped lead the way for one of the nation's top rushing attacks. Has started every game at one of the tackle positions. Has emerged as one of the top young linemen on the West Coast.

Earned second-team All-WAC honors as part of a Union group that is perhaps the best in the Western Athletic Conference.

2008 GAME-BY-GAME

- **Grambling State:** Helped pave the way for a 426-yard rushing performance.
- **Texas Tech:** Helped the offense to a 488 total yards.
- **Missouri:** Started again at tackle as Nevada had 362 yards of total offense.
- **UNLV:** Paved the way for a then-season best 444 rushing yards.
- **Idaho:** Led the way for 507 yards of total offense as the offensive line did not yield a sack. Was named the team's Basalite Big Blocker of the Game.
- **New Mexico State:** O-line allowed just one sack and rolled up 507 total yards, including 313 on the ground.
- **Utah State:** Led another impressive performance by the offense, which had 523 total yards and did not allow a sack.
- **Hawai'i:** Led the way for a rushing attack that had 308 yards.
- **Fresno State:** Led the way as Nevada set a season high with 472 rushing yards.
- **San Jose State:** Dominated again as the Wolf Pack recorded 333 rushing yards against one of the WAC's top defenses. Part of an offensive line unit that did not yield a sack against two of the top pass-rushers in the nation.
- **Boise State:** Part of an offensive line that yielded just one sack to the No. 16 defense in the nation.
- **Louisiana Tech:** Helped pave the way for 500 yards of total offense as Nevada clinched a share second place in the WAC.

all★wac second★Team



#55 Dontay Moch - So. - DE - Chandler, Ariz. (Hamilton HS)


2008: After converting to defensive end full-time (he played linebacker in 2007 as a freshman), Moch has flourished in Nevada's 4-3 scheme. A speed-rusher off the edge, Moch was a state track champion as a sprinter in high school.

Earned his first career All-WAC honor this season with second-team accolades. He finished the regular season tied for second in the WAC, and 17th nationally, in sacks with 9.5 and 0.79 per game. He was also fourth in the WAC and 30th nationally in tackles for loss at 15.0 on the year and 1.25 per game.

2008 GAME-BY-GAME

- **Grambling State:** Started the season strong with three TFLs, including a pair of sacks for a loss of 17 yards. Set a career high with eight tackles overall.
- **Texas Tech:** Recorded one tackle.
- **Missouri:** Did not have a tackle.
- **UNLV:** Had three tackles, including two for a loss and one sack in keeping the Fremont Cannon painted silver and blue for another year.
- **Idaho:** Recorded one tackle – a half-sack in Nevada's domination victory.
- **New Mexico State:** Notched five tackles against the Aggies.
- **Utah State:** Turned in a six tackle performance, which included three tackles for loss and two sacks plus a forced fumble.
- **Hawai'i:** Tied a career high in tackles with eight and set career highs in tackles for loss (4.0) and sacks (3.0)
- **Fresno State:** Recorded a pair of tackles.
- **San Jose State:** Had another strong performance with 1.5 tackles for loss as Nevada held San Jose State to minus-23 rushing yards in the game.
- **Boise State:** Recorded three tackles including another sack.
- **Louisiana Tech:** Had five tackles, including 0.5 tackle for a loss.

all★wac second★Team



#73 Alonzo Durham - Jr. - OL - Sacramento, Calif. (Jesuit HS)

2008: Has been a stalwart on the offensive line and has helped lead the way for the nation's top rushing attack. Has started every game at one of the tackle positions. Preseason honors included: All-WAC Second Team by Athlon Sports. Earned second-team All-WAC honors from the league's coaches and was a first-team All-WAC selection by Phil Steele's College Football Publications.

2008 GAME-BY-GAME

- **Grambling State:** Helped pave the way for a 426-yard rushing performance.
- **Texas Tech:** Helped the offense to a 488 total yards.
- **Missouri:** Started at tackle as Nevada had 362 yards of total offense.
- **UNLV:** Paved the way for a then-season best 444 rushing yards. Was named the team's Basalite Big Blocker of the Game.
- **Idaho:** Led the way for 507 yards of total offense as the offensive line did not yield a sack.
- **New Mexico State:** O-line allowed just one sack and rolled up 507 total yards, including 313 on the ground.
- **Utah State:** Led another impressive performance by the offense, which had 523 total yards and did not allow a sack. Earned the team's Offensive Player of the Week award.
- **Hawai'i:** Led the way for a rushing attack that had 308 yards.
- **Fresno State:** Led the way as Nevada set a season high with 472 rushing yards.
- **San Jose State:** Dominated again as the Wolf Pack recorded 333 rushing yards against one of the WAC's top defenses. Part of an offensive line unit that did not yield a sack against two of the top pass-rushers in the nation.
- **Boise State:** Part of an offensive line that yielded just one sack to the No. 16 defense in the nation.
- **Louisiana Tech:** Anchored an offensive line that led the way for 500 yards of total offense in a pivotal WAC win.

senior co★captain



#94 Mundrae Clifton - Sr. - DT - San Diego, Calif. - (Southwestern CC)

2008: One of the strongest players on the team, Clifton has spearheaded a Nevada defensive attack that is one of the best in the nation against the run. He was voted a team captain prior to the season. Preseason honors included: All-WAC Second Team by Athlon Sports ... All-WAC Honorable Mention by Phil Steele's College Football Preview.

2008 GAME-BY-GAME

- **Grambling State:** Had three tackles, including a half-sack as Nevada held the Tigers to just five total rushing yards.
- **Texas Tech:** Batted down a pass against the Red Raiders.
- **Missouri:** Recorded two tackles and another pass break-up.
- **UNLV:** Had three tackles and a pass break-up and concluded his career in the rivalry without ever having lost to the Rebels.
- **Idaho:** Blocked a field-goal attempt by the Vandals and recorded four tackles, including a half-tackle for a loss.
- **New Mexico State:** Had one tackle and another pass break-up.
- **Utah State:** Notched three tackles in the home victory.
- **Hawai'i:** Recorded three tackles against the Warriors.
- **Fresno State:** Led a defensive charge that had four takeaways as Nevada won in Fresno for the first time since 1998.
- **San Jose State:** Recorded two tackles and helped hold the Spartans to minus-23 rushing yards.
- **Boise State:** Spearheaded a defensive effort that held Boise State to 70 net rushing yards.
- **Louisiana Tech:** Notched five tackles, including one for a loss.

SELECTED PLAYER BIOS

No. 63 - Kenneth Ackerman - OL - Jr. - 6-4, 285 - Citrus Heights, Calif.
2008: Proved to be one of most versatile members of the Union ... Started the last six games of the year at one of the guard spots ... Has also played center this year and in the past ... Helped pave the way for one of the most prolific offenses in the nation.

No. 95 - Nate Agaiava - DL - Jr. - 6-2, 285 - Lynwood, Calif.
2008: Played in all 12 games with 11 starts ... Lone non-start came at Missouri when Nevada opened in a nickel package ... Recorded eight tackles, including one for a loss ... Was a stalwart on a defensive front that was one of the best in the nation against the run.

No. 49 - Jonathon Amaya - DB - Jr. - 6-2, 190 - Diamond Bar, Calif.
2008: Had another superb season in the secondary for Nevada ... Was second on the team with 62 tackles ... Tied for the team lead in interceptions as he recorded picks against Texas Tech, Hawaii and Fresno State ... Had 1.5 tackles for loss ... Also returned three punts for 59 yards.

No. 17 - Uche Anyanwu - DB - Sr. - 6-4, 220 - Encino, Calif.
2008: Led the team in tackles with 65 stops on the year ... Also recorded two tackles for a loss ... Notched his first interception of the season against Texas Tech ... Recovered a fumble at Fresno State ... Had a career high nine tackles at UNLV.

No. 38 - Cameron Bayne - DB - Jr. - 6-1, 180 - Carlin, Nev.
2008: Had a breakout season in the secondary and as one of the leaders on special teams ... Recorded 17 tackles on the year ... Best performance was a five-tackle performance on the road against Fresno State.

No. 62 - John Bender - OL - So. - 6-8, 325 - Cochrane, Alberta, Canada
2008: Battled injuries but started half the season at one of the guard spots ... Again proved to be a strong force on one of the best offensive lines in the WAC ... Part of a unit that led the way for the second-best rushing attack in the nation and allowed just 16 sacks all year.

No. 36 - Mike Bethea - LB - Jr. - 6-3, 245 - Carlsbad, Calif.
2008: Juco-transfer emerged immediately during his first year in the program ... Played in first seven games with three starts ... Suffered a foot injury against Utah State and missed the bulk of the rest of the season ... Is healthy for the bowl game ... Recorded 28 tackles on the year, including 4.5 tackles for a loss and one sack ... Notched a career-high six tackles against UNLV and again against New Mexico State.

No. 22 - Joe Easter - LB - Fr. - 6-1, 235 - Los Angeles, Calif.
2008: Played in every game as a true freshman ... Saw time as a line-backer and a key part of special teams ... Was credited with eight tackles on the year ... Recovered a fumble against San Jose State.

No. 65 - Brad Eskew - OL - Sr. - 6-4, 295 - Roseville, Calif.
2008: Veteran member of the Union recorded his finest year as a senior ... Helped lead the way for the top rushing offense in the WAC and the second-best rushing attack in the nation ... Was part of an offensive line that allowed just 16 sacks all season, second-best in the WAC ... Had four starts during the year.

No. 84 - Brian Fludd - WR/KR - Sr. - 5-9, 160 - Edisto Island, S.C.
2008: Walk-on against proved to be a valuable part of the Pack's special teams ... Had 24 kick returns for 530 yards ... Had career-long

kick return of 41 yards against Hawaii ... Caught a pass against Utah State ... Recorded a pair of 100-yard return games, against Hawaii and Fresno State ... Also recorded five tackles on special teams.

No. 32 - Isaiah Frey - DB - Fr. - 6-0, 190 - Olivehurst, Calif.
2008: Played in every game as a true freshman ... Recorded 18 tackles on the season ... Made first career start against Louisiana Tech and had best game of his career with six tackles ... Had a tackle for a loss against San Jose State and an assisted tackle for a loss against Boise State ... Broke up a pair of passes during the year.

No. 8 - Nick Graziano - QB - Jr. - 6-1, 200 - Moraga, Calif.
2008: Completed 15-of-30 for 145 yards on the season ... Made one start, against Utah State ... Had a 22-yard run against Idaho.

No. 85 - Virgil Green - TE - So. - 6-5, 225 - Tulare, Calif.
2008: Played in all 12 games with seven starts ... Was fifth on the team in receiving with 14 catches for 164 yards ... First career touchdown was a 40-yarder at UNLV, which was also a career-long ... Also had two carries for 18 yards, including a 14-yard run against Fresno State.

No. 20 - Kevin Grimes - DB - So. - 6-0, 190 - Grass Valley, Calif.
2008: Was a valuable member of the secondary and a key player on special teams ... Was tied for fifth on the team in tackles with 45 ... Had a pair of interceptions on the season with one against Grambling State and another against Fresno State ... Recorded a tackle for loss against San Jose State.

No. 25 - Mo Harvey - DB - Jr. - 6-3, 210 - Titusville, Fla.
2008: Emerged during his first year in the program as a valuable part of the secondary ... Tied for the team lead in interceptions with three ... Had 19 tackles on the year, including a career-best five against New Mexico State ... Forced a fumble and notched first career pick at UNLV ... Also had picks against Idaho and New Mexico State ... Blocked a kick against Texas Tech.

No. 81 - Daryll Hill - DL - RS-Fr. - 6-4, 260 - Lake View Terrace, Calif.
2008: Was credited with five tackles during the year ... Recorded first career sack against Grambling State in the season opener ... Tallied another sack at UNLV, where he also forced a fumble.

No. 76 - Clayton Johnson - OL - Sr. 6-4, 295 - Gilroy, Calif.
2008: Emerged down the stretch as a dependable and versatile member of the Union ... Played guard and tackle during the season ... Was named the team's Basalite Big Blocker of the Week for his performance against Louisiana Tech.

No. 52 - James-Michael Johnson - LB - RS-Fr. - Suisun, Calif.
2008: Recorded one of the best seasons among freshmen on the team ... Was seventh on the team in tackles during the regular season with 42 ... Was third on the team in tackles for a loss with 12 for a loss of 32 yards ... Had 1.5 sacks ... Best game came at Louisiana Tech with nine tackles, including 2.5 for a loss ... Notched first career interception at Hawaii ... Forced a fumble against Idaho.

No. 54 - Jerome Johnson - LB - Sr. - 6-1, 240 - Los Angeles, Calif.
2008: Enjoyed a fine senior season with 35 tackles on the year ... Notched 5.0 tackles for a loss, including a half-sack against Boise State ... Scored first career touchdown with an interception and 28-yard

return against Boise State.

No. 12 - Art King Jr. - WR - Jr. - 6-1, 195 - San Jose, Calif.

2008: Caught eight passes for 59 yards during the regular season ... Also had four carries for 22 yards and a kickoff return for 23 yards.

No. 3 - Adam Liranzo - LB - So. - 6-4, 220 - Ventura, Calif.

2008: Played in every game and recorded 23 tackles on the season ... Notched 4.5 tackles for loss and 3.0 sacks during the regular season ... Best game came at Idaho, where he had a career-best six tackles, including two sacks.

No. 93 - Zack Madonick - DL - RS-Fr. - 6-1, 285 - Danville, Calif.

2008: Saw action in nearly every game and was a solid contributor off the bench ... Recorded first career sack against Utah State.

No. 29 - Lampford Mark - RB - RS-Fr. - 6-1, 200 - Fresno, Calif.

2008: Was fifth on the team in rushing with 182 yards on 43 carries ... Best performance was 15 carries for 81 yards in a victory at Idaho ... Had a career-long 22-yard run against San Jose State ... Also caught two passes for 18 yards.

No. 33 - Brandon Marshall - LB - RS-Fr. - 6-1, 230 - N. Las Vegas, Nev.

2008: Played in every game with six starts ... Recorded 32 tackles on the year ... Was fourth on the team with 8.5 tackles for loss ... Also notched a pair of sacks ... Recorded his first career interception against Grambling State in the season opener ... Broke up two passes on the year.

No. 89 - Mike McCoy - WR - Sr. - 6-0, 190 - Colfax, Calif.

2008: Had a career-best 41 catches during the season, which was second on the team ... Had 420 yards receiving and two touchdowns ... Also had seven carries and 41 yards rushing, including his first career rushing touchdown - a 10-yarder against Utah State ... Has 16 career receiving touchdowns and needs two more to get into the Top 10 list in Nevada's record books.

No. 11 - Andy McIntosh - WR - Sr. - 6-0, 190 - Gardnerville, Nev.

2008: Again served a valuable role on special teams for the Pack ... Had nine tackles on the year ... Was nominated for the Rudy Award as one of the top walk-ons in the nation.

No. 6 - Doyle Miller - DB - So. - 5-11, 185, - Anaheim, Calif.

2008: Played in nine games with three starts ... Recorded seven tackles on the year ... Had a career-high three tackles against New Mexico State ... Also broke up two passes against NMSU.

No. 31 - Jonathan Ott - DB - RS-Fr. - 6-1, 180 - Glendale, Ariz.

2008: Emerged late in the year in the defensive backfield ... Played a large role during Nevada's second-half comeback at Louisiana Tech ... Notched first tackle for loss at Louisiana Tech.

No. 98 - Talaiasi Puloka Jr. - TE - Jr. - 6-4, 240 - Reno, Nev.

2008: Again served as one of the primary blocking tight ends in the pistol offense ... Caught one pass for nine yards at UNLV ... Also played a valuable role on special teams.

No. 35 - Courtney Randall - RB - So. - 5-10, 215 - Rialto, Calif.

2008: Emerged as the second-string running back and third-leading rusher on the team ... Had 327 yards on the ground and four touch-

downs during the season ... Also caught two passes for 19 yards ... Averaged 5.0 yards per carry ... Career-high 67-yard performance came against Utah State.

No. 47 - Brett Roy - DE - RS-Fr. - 6-4, 260 - Yucaipa, Calif.

2008: Played in 10 games and was a valuable reserve on the defensive front ... Recorded 11 tackles on the year including one for a loss at Missouri ... Forced a fumble against New Mexico State ... Career-high three tackles came against Utah State.

No. 40 - Jared Silva-Purcell - LB - So. - 5-11, 220 - Honolulu, Hawaii

2008: Played in 11 games with one start, which came during his homecoming trip to Hawaii ... Recorded 14 tackles during the season ... Notched his first career interception and touchdown with a pick six against Utah State ... Had a career-high five tackles against San Jose State.

No. 90 - Chris Slack - DL - Jr. - 6-5, 270 - La Mirada, Calif.

2008: Was a key reserve on a defensive front that is one of the best in the nation against the run ... Recorded 10 tackles on the year, including a pair of assisted tackles for a loss ... Had a career-best four tackles against Missouri ... Recovered a fumble against Louisiana Tech.

No. 45 - Antoine Thompson - DB - Jr. - 6-1, 195 - Norfolk, Va.

2008: Started all 12 games at one of the cornerback positions ... Led the team with eight pass breakups ... Recorded 32 tackles, including two assisted tackles for loss ... Recorded his first career interception in the Boise State game ... Notched a career-high seven tackles against Boise State.

No. 14 - Chris Wellington - WR - So. - 6-1, 185 - Woodland Hills, Calif.

2008: Solidified starting role and emerged as a consistent presence in the receiving corps ... Caught 39 passes for 618 yards and five touchdowns during the regular season ... Was second on the team in receiving yards and receiving touchdowns ... Had a career-high 70-yard touchdown reception against UNLV, which was Nevada's second-longest pass play of the season ... Also had four carries for 27 yards ... Had a career high eight catches and 93 yards, including a touchdown, against Louisiana Tech.

THE LAST TIME IT HAPPENED

Team

NEVADA

Scored more than 60 points67 vs. Boise State, 10-14-07
 Scored 50-59 points52 vs. Nicholls State, 9-15-07
 Scored 40-49 points41 vs. San Jose State, 11-15-08
 Rushed for 200-299 yards284 vs. Utah State, 10-18-08
 Rushed for 300-399 yards333 vs. San Jose State, 11-15-08
 Rushed for 400 or more yards472 vs. Fresno State, 11-7-08
 Passed for 300-399 yards397 at Louisiana Tech, 11-29-08
 Passed for 400-499 yards404 vs. Louisiana Tech, 12-1-07
 Passed for 500 or more yards565 at San Jose State, 11-10-01
 Had 500-599 yards of total offense500 at Louisiana Tech, 11-29-08
 Had 600-699 yards of total offense600 vs. Fresno State, 11-7-08
 Had 700 or more yards of total offense .702 vs. Fresno State, 10-6-07
 Recorded a safetyvs. Miami, 12-31-06
 Recorded a shutout42-0 at Louisiana Tech, 11-18-06
 Nevada beat a ranked team38-35 vs. No. 16 Fresno State, 11-26-05
 Nevada played a ranked teamvs. No. 9/9 Boise State, 11-22-08
 Nevada had a selloutvs. Boise State, 11-22-08

Opponent

Missouri (69), 9-13-08
 Nebraska (52), 9-1-07
 Boise State (41), 11-22-08
 Boise State (274), 10-14-07
 Fresno State (307), 10-6-07
 Nebraska (413), 9-1-07
 New Mexico (354), 12-22-07
 Boise State (414), 11-22-08
 Missouri (519), 9-13-08
 New Mexico State (513), 10-11-08
 Missouri (641), 9-13-08
 San Jose State (849), 11-10-01
 Hawaii, 11-16-07
 New Mexico, 23-0, 12-12-07
 n/a
 n/a
 n/a

Individual

NEVADA

Returned a kickoff for a TDDel Bates (89) vs. Boise State, 10-31-98
 Returned a punt for a TDMarlon McLaughlin (73) vs. La. Tech, 10-13-01
 Returned an interception for a TDJerome Johnson (28) vs. Boise State, 11-22-08
and Joshua Mauga (46) vs. Boise State, 11-22-08
 Returned a fumble for a TDJeremy Engstrom (19) vs. NMSU, 10-28-06
 Blocked an extra point attemptCharles Wilson, vs. Hawaii, 11-5-05
 Blocked a field goalMundrae Clifton at Idaho, 10-4-08
 Blocked a puntRoderick Stallings vs. Sacramento State, 9-11-04
 Rushed for three or more TDsVai Taua at Idaho, 10-4-08
 Two players rushed for 100 yardsVai Taua (125) and Colin Kaepernick (147)
 vs. San Jose State, 11-15-08
 Rushed for 100-199 yardsVai Taua (125) vs. San Jose State, 11-15-08
 Colin Kaepernick vs. San Jose State, 11-15-08
 Rushed for 200 or more yardsVai Taua (263) vs. Fresno State, 11-7-08
 Completed 20-29 passesColin Kaepernick (24), at La. Tech, 11-29-08
 Completed 30-39 passesZack Threadgill (30) vs. UTEP, 11-9-02
 Completed 40 or more passesMike Maxwell (41) vs. UNLV, 10-28-95
 Passed for three TDsColin Kaepernick vs. NMSU, 10-11-08
 Passed for four TDsColin Kaepernick (4) at Louisiana Tech, 11-29-08
 Passed for five or more TDsNick Graziano (5) vs. Nicholls State 9-15-07
 Scored three TDsVai Taua at Idaho, 10-4-08
 Scored four or more TDsVai Taua (4) vs. New Mexico State, 10-11-08
 Made a two-point conversionErick Strelman (catch) vs. UNLV, 10-5-02
 Caught 10 or more passesCaleb Spencer (11) vs. Central Florida, 12-24-05
 Had 100-199 yards receivingMarko Mitchell (122) and Mike McCoy (109)
 at Louisiana Tech, 11-29-08
 Had 200-299 yards receivingNate Burleson (215) vs. BYU, 9-14-02
 Had 300 or more yards receivingNate Burleson (326) at San Jose State, 11-10-01
 Had three or more receiving TDsAdam Bishop (3) vs. Nicholls State 9-15-07
 Kicked three FGsBrett Jaekle (3), vs. Louisiana Tech, 10-15-05
 Kicked four FGsBrett Jaekle (4), vs. Texas Tech, 9-6-08
 Kicked five or more FGsDamon Fine (5) vs. Rice, 10-21-01
 Kicked a FG of 50 yards or longerBrett Jaekle (50) vs. UNLV 9-29-07
 Kicked a 70-79-yard puntBrad Langley (77) at UNLV, 9-27-08
 Intercepted two passesJoe Garcia (2) vs. Northwestern, 9-22-06
 Intercepted three or more passesGreg Grouwinkel (4) vs. Portland State, 9-28-74
 Recorded 100 or more return yardsBrian Fludd (117) vs. Fresno State, 11-7-08
 * - Has not happened since Nevada joined the NCAA Football Bowl Subdivision (I-A) in 1992

Opponent

A.J. Jefferson (92), Fresno State, 11-7-08
 Eric Morris (86), Texas Tech, 9-6-08
 Jeff Gettys (27), Missouri, 9-13-08
 John Fonoti (9), Hawaii, 10-25-08
 Dan Gore, Boise State, 10-14-07
 Bear Pascoe, Fresno State, 10-6-07
 Lance Fuller, Texas Tech, 9-6-08
 Ryan Mathews (3), Fresno State, 10-6-07
 Kyle Herm (186) and Thomas Lott (128),
 Rice, 11-1-03
 Marquell Colston (118), New Mexico State, 10-11-08
 Ian Johnson (205), Boise State, 10-14-07
 Kellen Moore (28), Boise State, 11-22-08
 Tyler Graunke (33), Hawaii, 11-16-07
 *
 Kellen Moore (28), Boise State, 11-22-08
 Chase Daniel, Missouri, 9-13-08
 Rudy Carpenter (5), Arizona State, 9-9-06
 Jeremy Maclin, Missouri, 9-13-08
 Brock Forsey (4), Boise State, 11-23-02
 Jeremy Childs (catch), Boise State, 10-14-07
 Eddie Williams (10), Idaho, 10-4-08
 Austin Pettis/Vinny Perretta, Boise State, 11-22-08
 Brandon Marshall (210), Central Florida, 12-25-05
 *
 Jeremy Maclin (3), Missouri, 9-13-08
 John Sullivan (3), New Mexico, 12-22-07
 Kyle Brotzman (4), Boise State, 10-14-07
 *
 Ben Jaekle (52), UNLV, 9-27-08
 Waylon Prather (72), San Jose State, 10-21-06
 Marty Tadman (2), Boise State, 10-29-05
 Will Derting (3), Washington State, 8-31-02
 Philip Livas (109), Louisiana Tech, 11-29-09

2008 NEVADA DEPTH CHART

WOLF PACK OFFENSE

T	50	Mike Gallett, 6-6, 295, SO
	74	Steve Haley, 6-5, 305, RS-FR
G	65	Brad Eskew, 6-4, 295, SR
	76	Clayton Johnson, 6-4, 295, SR
C	61	Dominic Green, 6-3, 295, SR
	63	Kenneth Ackerman, 6-4, 280, JR
G	63	Kenneth Ackerman, 6-4, 280, JR
	62	John Bender, 6-8, 325, SO
T	73	Alonzo Durham, 6-4, 285, JR
	76	Clayton Johnson, 6-4, 295, SR
TE	85	Virgil Green, 6-5, 225, SO
	98	Talaiasi Puloka Jr., 6-4, 240, JR
Z	4	Marko Mitchell, 6-3, 210, SR
	82	Tray Session, 6-3, 175, RS-FR
X	14	Chris Wellington, 6-1, 185, SO
	12	Art King Jr., 6-1, 195, JR
F	89	Mike McCoy, 6-0, 190, SR
	2	Dwayne Sanders, 5-10, 175, JR
RB	34	Vai Taua, 5-10, 225, SO
	35	Courtney Randall, 5-10, 215, SO
	29	Lampford Mark, 6-1, 200, RS-FR
QB	10	Colin Kaepernick, 6-6, 215, SO
	8	Nick Graziano, 6-1, 220 JR
	15	Luke Collis, 6-3, 210, RS-FR

KICKING SPECIALISTS

PK	13	Brett Jaekle, 6-4, 210, SR
KO	13	Brett Jaekle, 6-4, 210, SR
P	13	Brett Jaekle, 6-4, 210, SR

WOLF PACK DEFENSE

E	55	Dontay Moch, 6-1, 245, SO
	81	Daryll Hill, 6-4, 260, RS-FR
T	94	Mundrae Clifton, 6-2, 290, SR
	93	Zack Madonick, 6-1, 285, RS-FR
T	95	Nate Agaiava, 6-2, 285, SO
	90	Chris Slack, 6-5, 270, JR
E	99	Kevin Bapsed, 6-6, 240, SO
	58	Ryan Coulson, 6-3, 255, SO
	-OR-	47 Brett Roy, 6-4, 260, RS-FR
SAM	52	James-Michael Johnson, 6-2, 220, RS-FR
	3	Adam Liranzo, 6-4, 220, SO
	-OR-	22 Joe Easter, 6-1, 235, FR
MIKE	54	Jerome Johnson, 6-1, 240, SR
	40	Jared Silva-Purcell, 5-11, 220, SO
WOLF	33	Brandon Marshall, 6-1, 230, RS-FR
	-OR-	36 Mike Bethea, 6-3, 245 JR
CB	45	Antoine Thompson, 6-1, 195, JR
	6	Doyle Miller, 5-11, 185, SO
SS	49	Jonathon Amaya, 6-2, 190, JR
	20	Kevin Grimes, 6-0, 190, SO
FS	17	Uche Anyanwu, 6-4, 220, SR
	25	Mo Harvey, 6-3, 210, JR
CB	32	Isaiah Frey, 6-0, 190, FR
	31	Jonathan Ott, 6-1, 180, RS-FR

RETURN-SNAP-HOLD SPECIALISTS

KR	84	Brian Fludd, 5-9, 160, SR
	14	Chris Wellington, 6-1, 185, SO
PR	45	Antoine Thompson, 6-1, 195, JR
	-OR-	49 Jonathon Amaya, 6-2, 190, JR
LS	58	Ryan Coulson, 6-3, 255, RS-FR
	-OR-	40 Jared Silva-Purcell, 5-11, 220, SO
SS	98	Talaiasi Puloka Jr., 6-4, 240, JR
H	15	Luke Collis, 6-3, 210, RS-FR

2008 ROSTERS

2008 NEVADA FOOTBALL NUMERICAL ROSTER

No	Name	Pos	Ht	Wt	Yr	Exp	Hometown (Last School)
2#	Cejay Ceniza	DB	5-11	170	Fr.	HS	Las Vegas, Nev. (Sierra Vista HS)
2#	Dwayne Sanders*	WR	5-10	175	Jr.	2V^	Carson, Calif. (Carson HS)
3#	Adam Liranzo*	LB	6-4	220	So.	1V^	Ventura, Calif. (St. Bonaventure HS)
3#	Forrest Rogers	WR	6-0	180	Fr.	HS	Portland, Ore. (Madison HS)
4	Marko Mitchell*	WR	6-3	210	Sr.	2V^	York, Ala. (Mesa CC)
5#	Mike Ball	RB	5-10	225	Fr.	HS	Las Vegas, Nev. (Desert Pines HS)
5#	Thaddeus Brown	DB	5-11	175	Fr.	HS	Pasadena, Calif. (Notre Dame HS)
6	Doyle Miller	DB	5-11	185	So.	RS^	Anaheim, Calif. (Fullerton College)
7	Luke Lippincott*	RB	6-2	215	Sr.	2V^	Salinas, Calif. (Palma HS)
8#	Nick Graziano*	QB	6-1	220	Jr.	1V^	Moraga, Calif. (Campolindo HS)
8#	Marlon Johnson	DB	5-11	185	Fr.	HS	Los Angeles, Calif. (Inglewood HS)
9	Mike Samples*	DB	6-0	195	Jr.	2V^	Long Beach, Calif. (Cabrillo HS)
10#	Colin Kaepernick*	QB	6-6	215	So.	1V^	Turlock, Calif. (Pittman HS)
10#	Beau Welsh	DL	6-3	240	Fr.	JC	Sparks, Nev. (Butte College)
11#	Jake Hurst	P	6-1	205	RS-Fr.	TR	Modesto, Calif. (Modesto JC)
11#	Andy McIntosh*	WR	6-0	190	Sr.	3V^	Gardnerville, Nev. (Douglas HS)
12#	Arthur King Jr. *	WR	6-1	195	Jr.	2V^	San Jose, Calif. (Leland HS)
12#	Alek Talilulu	LB	6-2	240	Fr.	HS	Tehachapi, Calif. (Tehachapi HS)
13	Brett Jaekle*	PK	6-4	210	Sr.	3V^	Las Vegas, Nev. (Bonanza HS)
14	Chris Wellington*	WR	6-1	185	So.	1V^	Woodland Hills, Calif. (Taft HS)
15#	Luke Collis	QB	6-3	210	RS-Fr.	RS^	Pasadena, Calif. (St. Francis HS)
15#	Chase Griswold	PK	5-11	190	Fr.	HS	Lake Elsinore, Calif. (Temescal Canyon HS)
16	Tyler Lantrip	QB	6-4	220	RS-Fr.	RS^	Roseville, Calif. (Jesuit HS)
17#	Uche Anyanwu*	DB	6-4	220	Sr.	3V^	Encino, Calif. (Crespi HS)
17#	Kelton Hall	TE	6-3	225	Fr.	HS	Reno, Nev. (Damonte Ranch HS)
18#	Ethan Drellack	DL	6-6	250	Fr.	HS	Las Vegas, Nev. (Palo Verde HS)
18#	Brandon Wimberly	WR	6-3	195	Fr.	HS	Los Angeles, Calif. (Gardena HS)
19	Malcolm Shepherd	WR	6-3	210	Jr.	TR	Tucson, Ariz. (Pima CC)
20	Kevin Grimes*	DB	6-0	190	So.	1V^	Grass Valley, Calif. (Bear River HS)
22	Joe Easter	LB	6-1	235	Fr.	HS	Los Angeles, Calif. (St. John Bosco HS)
23	Shane Anderson	WR	6-1	205	RS-Fr.	RS^	Glendale, Ariz. (Saguaro HS)
24#	Brandon Fragger *	RB	5-9	195	Jr.	2V	Pleasant Hill, Calif. (College Park HS)
24#	Khalid Wooten	DB	6-0	195	Fr.	HS	Rialto, Calif. (Carter HS)
25	Mo Harvey	DB	6-3	210	Jr.	JC	Titusville, Fla. (Reedley College)
26	Mose Denton	DB	6-1	180	Fr.	HS	Lakewood, Calif. (Mayfair HS)
28	Mike Evans	DB	5-10	180	So.	TR	Carson, Calif. (El Camino College)
29	Lampford Mark	RB	6-1	200	RS-Fr.	RS^	Fresno, Calif. (Buchanan HS)
30	Joshua Mauga*	LB	6-2	245	Sr.	3V	Fallon, Nev. (Churchill County HS)
31	Jonathan Ott	DB	6-1	180	RS-Fr.	RS^	Glendale, Ariz. (Mountain Ridge HS)
32	Isaiah Frey	DB	6-0	190	Fr.	HS	Olivehurst, Calif. (Jesuit HS)
33	Brandon Marshall	LB	6-1	230	RS-Fr.	RS^	North Las Vegas, Nev. (Cimarron-Memorial HS)
34	Vai Taua*	RB	5-10	225	So.	1V^	Lompoc, Calif. (Cabrillo HS)
35	Courtney Randall*	RB	5-10	215	So.	1V^	Rialto, Calif. (Eisenhower HS)
36	Mike Bethea	LB	6-3	245	Jr.	TR	Carlsbad, Calif. (Palomar CC)
37	Ryan Howard	DB	6-1	190	RS-Fr.	RS^	Tempe, Ariz. (Corona Del Sol HS)
38	Cameron Bayne*	DB	6-1	180	Jr.	1V^	Carlin, Nev. (Carlin HS)
39	Nick Rhodes	PK	5-11	180	RS-Fr.	RS^	Las Vegas, Nev. (Cimarron-Memorial HS)
40	Jared Silva-Purcell	LB	5-11	220	So.	SQ^	Honolulu, Hawaii (St. Louis HS)
42	Kevin Bohr*	TE	6-3	240	Jr.	RS^	Glendale, Ariz. (Glendale CC)
43	Mark Stuckey	LB	6-3	225	RS-Fr.	RS^	Las Vegas, Nev. (Desert Pines HS)
44	Zach Sudfeld	TE	6-7	230	RS-Fr.	RS^	Modesto, Calif. (Modesto Christian HS)
45	Antoine Thompson	DB	6-1	195	Jr.	JC	Norfolk, Va. (Reedley College)
46	Ahmad Wood	DB	5-11	185	Fr.	HS	San Pedro, Calif. (San Pedro HS)
47	Brett Roy	DE	6-4	260	RS-Fr.	RS^	Yucaipa, Calif. (Yucaipa HS)
48	Brad Langley	P	6-0	200	So.	TR	Antelope, Calif. (American River JC)
49	Jonathon Amaya*	DB	6-2	190	Jr.	2V	Diamond Bar, Calif. (Diamond Bar HS)
50	Mike Gallett*	OL	6-6	295	So.	1V^	Phoenix, Ariz. (O'Connor HS)
51	Albert Rosette	LB	6-2	225	Fr.	HS	Concord, Calif. (De La Salle HS)
52	James-Michael Johnson	LB	6-2	220	RS-Fr.	RS^	Fairfield, Calif. (Rodriguez HS)
53	Seann Reed	LB	6-3	240	Jr.	TR	Crescent City, Calif. (Santa Rosa JC)
54	Jerome Johnson*	LB	6-1	240	Sr.	2V^	Los Angeles, Calif. (West L.A. CC)
55	Dontay Moch*	DE	6-1	245	So.	1V^	Chandler, Ariz. (Hamilton HS)
56	Deantae Green	LB	6-2	235	RS-Fr.	RS^	San Diego, Calif. (Mission Bay HS)
57	Kaelin Burnett	LB	6-4	205	So.	TR	Bellflower, Calif. (Delta State)
58	Ryan Coulson*	DE	6-3	255	So.	1V^	Elk Grove, Calif. (Elk Grove HS)
60	Greg Hall*	OL	6-3	295	Sr.	3V^	Mesa, Ariz. (Dobson HS)
61	Dominic Green*	OL	6-3	295	Sr.	3V^	Sacramento, Calif. (Jesuit HS)
62	John Bender*	OL	6-8	325	So.	1V^	Cochrane, Alberta, Canada (Cochrane HS)
63	Kenneth Ackerman	OL	6-4	280	Jr.	2SQ^	Citrus Heights, Calif. (Mesa Verde HS)
65	Brad Eskew	OL	6-4	295	Sr.	3SQ^	Roseville, Calif. (Roseville HS)
66	Aaron Huck	OL	6-3	295	Fr.	HS	San Jose, Calif. (Oak Grove HS)
67	Jeff Meads	OL	6-3	290	RS-Fr.	RS^	San Ramon, Calif. (California HS)
68	Steve Werner	OL	6-5	310	Fr.	HS	Tulare, Calif. (Tulare Western HS)
70	Dain Lutz	OL	6-5	270	Jr.	2SQ^	Corona, Calif. (Corona HS)
71	Alex Pinto	OL	6-5	300	Fr.	HS	Wheatland, Calif. (Wheatland HS)

2008 ROSTERS

72	Mark Forrest	DE	6-7	210	Fr.	HS	San Jose, Calif. (Oak Grove HS)
73	Alonzo Durham*	OL	6-4	285	Jr.	1V^	Sacramento, Calif. (Jesuit HS)
74	Steve Haley	OL	6-5	305	RS-Fr.	RS^	Scottsdale, Ariz. (Desert Mountain HS)
75	Chris Barker	OL	6-4	315	Fr.	HS	Fontana, Calif. (Etiwanda HS)
76	Clayton Johnson	OL	6-4	295	Sr.	SQ^	Gilroy, Calif. (Gavilan College)
78	Jeff Nady	OL	6-7	270	Fr.	HS	Minden, Nev. (Douglas HS)
80	Josh Morrow	TE	6-4	220	RS-Fr.	RS^	Glendale, Ariz. (Mountain Ridge HS)
81#	Danny Diefenthaler	WR	6-3	185	Fr.	HS	Newbury Park, Calif. (Newbury Park HS)
81#	Daryll Hill	DL	6-4	260	RS-Fr.	RS^	Lake View Terrace, Calif. (Kennedy HS)
82	Tray Session	WR	6-3	175	RS-Fr.	RS^	Long Beach, Calif. (Long Beach Poly HS)
84	Brian Fludd	WR	5-9	160	Sr.	SQ	Edisto Island, S.C. (Merced College)
85	Virgil Green*	TE	6-5	225	So.	1V^	Tulare, Calif. (Tulare Union HS)
86	Tony Maldonado	WR	5-11	175	RS-Fr.	RS^	Sparks, Nev. (Reed HS)
88	Jon Rabe	DL	6-5	285	Fr.	HS	Upland, Calif. (Damien HS)
89	Mike McCoy*	WR	6-0	190	Sr.	3V^	Colfax, Calif. (Colfax HS)
90	Chris Slack*	DL	6-5	270	Jr.	1V^	La Mirada, Calif. (Cerritos College)
91	Scott Frisbie	DE	6-4	260	RS-Fr.	RS^	Placentia, Calif. (El Dorado HS)
92	Mike Andrews	DL	6-3	275	So.	JC	Kailua, Hawaii (Arizona Western College)
93	Zack Madonick	DL	6-1	285	RS-Fr.	RS^	Danville, Calif. (San Ramon Valley HS)
94	Mundrae Clifton*	DL	6-2	290	Sr.	2V	San Diego, Calif. (Southwestern CC)
95	Nate Agaiava*	DL	6-2	285	Jr.	1V^	Lynwood, Calif. (Lynwood HS)
96	Daniel Agaiava	DL	6-3	275	Jr.	2SQ^	Lynwood, Calif. (Lynwood HS)
97	Mark Avery	DL	6-4	270	Fr.	HS	Stockton, Calif. (Amos Alonzo Stagg HS)
98	Taliasi Puloka Jr.*	TE	6-4	240	Jr.	1V^	Reno, Nev. (Hug HS)
99	Kevin Basped*	DE	6-6	240	So.	1V^	Sacramento, Calif. (Florin HS)

2008 NEVADA FOOTBALL ALPHABETICAL ROSTER

No	Name	Pos	Ht	Wt	Yr	Exp	Hometown (Last School)
63	Kenneth Ackerman	OL	6-4	280	Jr.	2SQ^	Citrus Heights, Calif. (Mesa Verde HS)
96	Daniel Agaiava	DL	6-3	275	Jr.	2SQ^	Lynwood, Calif. (Lynwood HS)
95	Nate Agaiava*	DL	6-2	285	Jr.	1V^	Lynwood, Calif. (Lynwood HS)
49	Jonathon Amaya*	DB	6-2	190	Jr.	2V	Diamond Bar, Calif. (Diamond Bar HS)
23	Shane Anderson	WR	6-1	205	RS-Fr.	RS^	Glendale, Ariz. (Saguaro HS)
92	Mike Andrews	DL	6-3	275	So.	JC	Kailua, Hawaii (Arizona Western College)
17#	Uche Anyanwu*	DB	6-4	220	Sr.	3V^	Encino, Calif. (Crespi HS)
97	Mark Avery	DL	6-4	270	Fr.	HS	Stockton, Calif. (Amos Alonzo Stagg HS)
5#	Mike Ball	RB	5-10	225	Fr.	HS	Las Vegas, Nev. (Desert Pines HS)
75	Chris Barker	OL	6-4	315	Fr.	HS	Fontana, Calif. (Etiwanda HS)
99	Kevin Basped*	DE	6-6	240	So.	1V^	Sacramento, Calif. (Florin HS)
38	Cameron Bayne*	DB	6-1	180	Jr.	1V^	Carlin, Nev. (Carlin HS)
62	John Bender*	OL	6-8	325	So.	1V^	Cochrane, Alberta, Canada (Cochrane HS)
36	Mike Bethea	LB	6-3	245	Jr.	TR	Carlsbad, Calif. (Palomar CC)
42	Kevin Bohr*	TE	6-3	240	Jr.	RS^	Glendale, Ariz. (Glendale CC)
5#	Thaddeus Brown	DB	5-11	175	Fr.	HS	Pasadena, Calif. (Notre Dame HS)
57	Kaelin Burnett	LB	6-4	205	So.	TR	Bellflower, Calif. (Delta State)
2#	Cejay Ceniza	DB	5-11	170	Fr.	HS	Las Vegas, Nev. (Sierra Vista HS)
94	Mundrae Clifton*	DL	6-2	290	Sr.	2V	San Diego, Calif. (Southwestern CC)
15#	Luke Collis	QB	6-3	210	RS-Fr.	RS^	Pasadena, Calif. (St. Francis HS)
58	Ryan Coulson*	DE	6-3	255	So.	1V^	Elk Grove, Calif. (Elk Grove HS)
26	Mose Denton	DB	6-1	180	Fr.	HS	Lakewood, Calif. (Mayfair HS)
81#	Danny Diefenthaler	WR	6-3	185	Fr.	HS	Newbury Park, Calif. (Newbury Park HS)
18#	Ethan Drellack	DL	6-6	250	Fr.	HS	Las Vegas, Nev. (Palo Verde HS)
73	Alonzo Durham*	OL	6-4	285	Jr.	1V^	Sacramento, Calif. (Jesuit HS)
22	Joe Easter	LB	6-1	235	Fr.	HS	Los Angeles, Calif. (St. John Bosco HS)
65	Brad Eskew	OL	6-4	295	Sr.	3SQ^	Roseville, Calif. (Roseville HS)
28	Mike Evans	DB	5-10	180	So.	TR	Carson, Calif. (El Camino College)
84	Brian Fludd	WR	5-9	160	Sr.	SQ	Edisto Island, S.C. (Merced College)
24#	Brandon Fragger *	RB	5-9	195	Jr.	2V	Pleasant Hill, Calif. (College Park HS)
32	Isaiah Frey	DB	6-0	190	Fr.	HS	Olivehurst, Calif. (Jesuit HS)
91	Scott Frisbie	DE	6-4	260	RS-Fr.	RS^	Placentia, Calif. (El Dorado HS)
72	Mark Forrest	DE	6-7	210	Fr.	HS	San Jose, Calif. (Oak Grove HS)
50	Mike Gallett*	OL	6-6	295	So.	1V^	Phoenix, Ariz. (O'Connor HS)
8#	Nick Graziano*	QB	6-1	220	Jr.	1V^	Moraga, Calif. (Campolindo HS)
56	Deantae Green	LB	6-2	235	RS-Fr.	RS^	San Diego, Calif. (Mission Bay HS)
61	Dominic Green*	OL	6-3	295	Sr.	3V^	Sacramento, Calif. (Jesuit HS)
85	Virgil Green*	TE	6-5	225	So.	1V^	Tulare, Calif. (Tulare Union HS)
20	Kevin Grimes*	DB	6-0	190	So.	1V^	Grass Valley, Calif. (Bear River HS)
15#	Chase Griswold	PK	5-11	190	Fr.	HS	Lake Elsinore, Calif. (Temescal Canyon HS)
74	Steve Haley	OL	6-5	305	RS-Fr.	RS^	Scottsdale, Ariz. (Desert Mountain HS)
60	Greg Hall*	OL	6-3	295	Sr.	3V^	Mesa, Ariz. (Dobson HS)
17#	Kelton Hall	TE	6-3	225	Fr.	HS	Reno, Nev. (Damonte Ranch HS)
25	Mo Harvey	DB	6-3	210	Jr.	JC	Titusville, Fla. (Reedley College)
81#	Daryll Hill	DL	6-4	260	RS-Fr.	RS^	Lake View Terrace, Calif. (Kennedy HS)
37	Ryan Howard	DB	6-1	190	RS-Fr.	RS^	Tempe, Ariz. (Corona Del Sol HS)
66	Aaron Huck	OL	6-3	295	Fr.	HS	San Jose, Calif. (Oak Grove HS)
11#	Jake Hurst	P	6-1	205	RS-Fr.	TR	Modesto, Calif. (Modesto JC)

2008 ROSTERS

13	Brett Jaekle*	PK	6-4	210	Sr.	3V^	Las Vegas, Nev. (Bonanza HS)
76	Clayton Johnson	OL	6-4	295	Sr.	SQ^	Gilroy, Calif. (Gavilan College)
52	James-Michael Johnson	LB	6-2	220	RS-Fr.	RS^	Fairfield, Calif. (Rodriguez HS)
54	Jerome Johnson*	LB	6-1	240	Sr.	2V^	Los Angeles, Calif. (West L.A.CC)
8#	Marlon Johnson	DB	5-11	185	Fr.	HS	Los Angeles, Calif. (Inglewood HS)
10#	Colin Kaepernick*	QB	6-6	215	So.	1V^	Turlock, Calif. (Pittman HS)
12#	Arthur King Jr. *	WR	6-1	195	Jr.	2V^	San Jose, Calif. (Leland HS)
48	Brad Langley	P	6-0	200	So.	TR	Antelope, Calif. (American River JC)
16	Tyler Lantrip	QB	6-4	220	RS-Fr.	RS^	Roseville, Calif. (Jesuit HS)
7	Luke Lippincott*	RB	6-2	215	Sr.	2V^	Salinas, Calif. (Palma HS)
3#	Adam Liranzo*	LB	6-4	220	So.	1V^	Ventura, Calif. (St. Bonaventure HS)
70	Dain Lutz	OL	6-5	270	Jr.	2SQ^	Corona, Calif. (Corona HS)
93	Zack Madonick	DL	6-1	285	RS-Fr.	RS^	Danville, Calif. (San Ramon Valley HS)
86	Tony Maldonado	WR	5-11	175	RS-Fr.	RS^	Sparks, Nev. (Reed HS)
29	Lampford Mark	RB	6-1	200	RS-Fr.	RS^	Fresno, Calif. (Buchanan HS)
33	Brandon Marshall	LB	6-1	230	RS-Fr.	RS^	North Las Vegas, Nev. (Cimarron-Memorial HS)
30	Joshua Mauga*	LB	6-2	245	Sr.	3V	Fallon, Nev. (Churchill County HS)
89	Mike McCoy*	WR	6-0	190	Sr.	3V^	Colfax, Calif. (Colfax HS)
11#	Andy McIntosh*	WR	6-0	190	Sr.	3V^	Gardnerville, Nev. (Douglas HS)
67	Jeff Meads	OL	6-3	290	RS-Fr.	RS^	San Ramon, Calif. (California HS)
6	Doyle Miller	DB	5-11	185	So.	RS^	Anaheim, Calif. (Fullerton College)
4	Marko Mitchell*	WR	6-3	210	Sr.	2V^	York, Ala. (Mesa CC)
55	Dontay Moch*	DE	6-1	245	So.	1V^	Chandler, Ariz. (Hamilton HS)
80	Josh Morrow	TE	6-4	220	RS-Fr.	RS^	Glendale, Ariz. (Mountain Ridge HS)
78	Jeff Nady	OL	6-7	270	Fr.	HS	Minden, Nev. (Douglas HS)
31	Jonathan Ott	DB	6-1	180	RS-Fr.	RS^	Glendale, Ariz. (Mountain Ridge HS)
71	Alex Pinto	OL	6-5	300	Fr.	HS	Wheatland, Calif. (Wheatland HS)
98	Talaiasi Puloka Jr.*	TE	6-4	240	Jr.	1V^	Reno, Nev. (Hug HS)
88	Jon Rabe	DL	6-5	285	Fr.	HS	Upland, Calif. (Damien HS)
35	Courtney Randall*	RB	5-10	215	So.	1V^	Rialto, Calif. (Eisenhower HS)
53	Seann Reed	LB	6-3	240	Jr.	TR	Crescent City, Calif. (Santa Rosa JC)
39	Nick Rhodes	PK	5-11	180	RS-Fr.	RS^	Las Vegas, Nev. (Cimarron-Memorial HS)
3#	Forrest Rogers	WR	6-0	180	Fr.	HS	Portland, Ore. (Madison HS)
51	Albert Rosette	LB	6-2	225	Fr.	HS	Concord, Calif. (De La Salle HS)
47	Brett Roy	DE	6-4	260	RS-Fr.	RS^	Yucaipa, Calif. (Yucaipa HS)
9	Mike Samples*	DB	6-0	195	Jr.	2V^	Long Beach, Calif. (Cabrillo HS)
2#	Dwayne Sanders*	WR	5-10	175	Jr.	2V^	Carson, Calif. (Carson HS)
82	Tray Session	WR	6-3	175	RS-Fr.	RS^	Long Beach, Calif. (Long Beach Poly HS)
19	Malcolm Shepherd	WR	6-3	210	Jr.	TR	Tucson, Ariz. (Pima CC)
40	Jared Silva-Purcell	LB	5-11	220	So.	SQ^	Honolulu, Hawai'i (St. Louis HS)
90	Chris Slack*	DL	6-5	270	Jr.	1V^	La Mirada, Calif. (Cerritos College)
43	Mark Stuckey	LB	6-3	225	RS-Fr.	RS^	Las Vegas, Nev. (Desert Pines HS)
44	Zach Sudfeld	TE	6-7	230	RS-Fr.	RS^	Modesto, Calif. (Modesto Christian HS)
12#	Alek Tailulu	LB	6-2	240	Fr.	HS	Tehachapi, Calif. (Tehachapi HS)
34	Vai Taua*	RB	5-10	225	So.	1V^	Lompoc, Calif. (Cabrillo HS)
45	Antoine Thompson	DB	6-1	195	Jr.	JC	Norfolk, Va. (Reedley College)
10#	Beau Welsh	DL	6-3	240	Fr.	JC	Sparks, Nev. (Butte College)
14	Chris Wellington*	WR	6-1	185	So.	1V^	Woodland Hills, Calif. (Taft HS)
68	Steve Werner	OL	6-5	310	Fr.	HS	Tulare, Calif. (Tulare Western HS)
18#	Brandon Wimberly	WR	6-3	195	Fr.	HS	Los Angeles, Calif. (Gardena HS)
46	Ahmad Wood	DB	5-11	185	Fr.	HS	San Pedro, Calif. (San Pedro HS)
24#	Khalid Wooten	DB	6-0	195	Fr.	HS	Rialto, Calif. (Carter HS)

*Returning letterman

^ Has redshirted

duplicate numbers

Wolf Pack Coaching Staff

Chris Ault (head coach/quarterbacks), 24th season

Ken Wilson (associate head coach/inside linebackers), 15th season

Chris Klenakis (offensive coordinator/offensive line), 15th season

Nigel Burton (defensive coordinators/safeties), first season

Barry Sacks (special teams coordinator/outside linebackers), seventh season

Jim Mastro (running backs/recruiting coordinator), ninth season

Scott Baumgartner (wide receivers/special teams), fifth season

Jim House (defensive line), 14th season

Cameron Norcross (tight ends/offensive line), sixth season

James Ward (cornerbacks), first season

Dave Brown (graduate assistant), second season

Ahmed Zarrugh (graduate assistant), first season

GAME #1

Nevada 49, Grambling State 13

Mackay Stadium -- Reno, Nev.

Aug. 30, 2008

RENO, Nev. (AP) -- Quarterback Colin Kaepernick rushed for three touchdowns to lead Nevada to a 49-13 season-opening victory over Grambling State at Mackay Stadium. The victory was the Wolf Pack's first in its season opener since it beat Southern Utah, 24-23, in 2003.

Kaepernick, who also completed 10-of-17 passes for 122 yards, scored on runs of 7 and 19 yards to open the scoring. The sophomore quarterback, who also scored on a 28-yard run in the third quarter, finished with 69 yards rushing on just six carries.

Grambling State, which was outgained 629-230, was led by quarterback Greg Dillon, who completed 13-of-25 passes for 225 yards. Dillon connected with running back Kenneth Batiste on a 21-yard touchdown pass to close out the scoring with 4:38 to play.

Nevada running back Vai Taua had a game-high 103 yards rushing on 12 carries. The sophomore scored on a 1-yard run in the second quarter as Nevada took a 21-0 halftime lead and also added a 4-yard score in the third quarter.

The Nevada defense held Grambling State to minus 11 yards rushing in the first half and just 5 total yards on the ground for the game on 40 carries. Nevada's offense rushed for 426 yards on 53 carries. Four Wolf Pack quarterbacks combined to complete 18-of-32 passes for 203 yards.

Grambling State broke Nevada's shutout with 9:19 to play in the third quarter on a 61-yard interception return for a touchdown by Desmond Lenard.

GAME #2

#12/13 Texas Tech 35, Nevada 19

Mackay Stadium -- Reno, Nev.

Sept. 6, 2008

RENO, Nev. (AP) -- Graham Harrell and Michael Crabtree hooked up for an 82-yard touchdown pass and Eric Morris returned a punt 86 yards for a score to lead No. 12/13 Texas Tech to a 35-19 victory over Nevada, which had 488 yards total offense to Tech's 421.

Colin Kaepernick completed 24-of-35 passes for 264 yards and ran for another 92 yards on 13 carries for Nevada, while Brett Jaekle matched his career best with four field goals, including a season-long 43-yarder in the first half. Harrell, who led the nation with 5,705 passing yards a year ago, was intercepted twice and completed only 19-of-46 of his passes for 297 yards.

After Texas Tech led 14-9 at the half, Nevada appeared to take a 15-14 lead in the third quarter on Kaepernick's 3-yard score and the officials signaled touchdown, but after a lengthy review, they ruled he had fumbled the ball away to Texas Tech.

Nevada got the ball back when the Wolf Pack made a fourth-and-one stop at the Red Raiders' 29-yard-line, and Jaekle made a 31-yard field goal to cut to lead to 14-12 with 6:40 left in the third quarter. Nevada then tried an onside kick but Texas Tech recovered it at Nevada's 39 and converted it into a TD and a 21-12 lead at 5:20 in the third. Jonathan Amaya intercepted Harrell's pass at Nevada's 47 with 14 minutes left in the game but Nevada failed to make a first down and Harrell passed to near midfield where Crabtree hauled it in and took off for the 82-yard scoring play and a 28-12 lead with 12:59 left in the game.

Marko Mitchell scored on a 48-yard pass from Kaepernick to cut the lead to 28-19 with 10:30 remaining but Woods answered with a 21-yard TD run to make it 35-19 with 6:18 on the clock.

BOX SCORE

	1st	2nd	3rd	4th	Final
Grambling State	0	0	7	6	13
Nevada	14	7	14	14	49

Attendance - 21,927

SCORING SUMMARY

	GSU	NEV
NEV - Kaepernick 7yd run/Jaekle kick (1st, 12:54)	0	7
NEV - Kaepernick 19yd run/Jaekle kick (1st, 3:12)	0	14
NEV - Taua 1yd run/Jaekle kick (2nd, 6:55)	0	21
NEV - Taua 4yd run/Jaekle kick (3rd, 11:23)	0	28
GSU - Lenard 61yd interception return/Leal kick (3rd, 9:19)	7	28
NEV - Kaepernick 28yd run/Jaekle kick (3rd, 6:29)	7	35
NEV - Lippincott 4yd run/Jaekle kick (4th, 13:32)	7	42
NEV - Fragger 31yd run/Jaekle kick (4th, 7:10)	7	49
GSU - Batiste 21yd pass from Dillon/kick failed (4th, 4:38)	13	49

TEAM STATISTICS

	GSU	NEV
First Downs	10	29
Rushes-Yards (Net)	40-5	53-426
Passing Yards (Net)	225	203
Comp-Att-Int	13-27-2	18-32-1
Return Yards	178	63
Punts (Number-Avg)	8-38.0	4-47.0
Fumbles-Lost	2-0	2-2
Penalties-Yards	2-5	7-73
Possession Time	31:01	28:59

INDIVIDUAL LEADERS

RUSHING:	GSU - Walker 8-14-0
	NEV - Taua 12-103-2
PASSING:	GSU - Dillon 13-25-2-225-1
	NEV - Kaepernick 10-17-1-122-0
RECEIVING:	GSU - Batiste 6-95-1
	NEV - McCoy 6-67-0

BOX SCORE

	1st	2nd	3rd	4th	Final
#12/13 Texas Tech	7	7	7	14	35
Nevada	3	6	3	7	19

Attendance - 24,453

SCORING SUMMARY

	TTU	NEV
NEV - Jaekle 27yd field goal (1st, 10:31)	0	3
TTU - Morris 86yd punt return/Carona kick (1st, 7:51)	7	3
NEV - Jaekle 26yd field goal (2nd, 7:24)	7	6
TTU - Woods 1yd run/Carona kick (2nd, 5:18)	14	6
NEV - Jaekle 43yd field goal (2nd, 0:00)	14	9
NEV - Jaekle 31yd field goal (3rd, 6:40)	14	12
TTU - Morris 13yd run/Carona kick (3rd, 5:20)	21	12
TTU - Crabtree 82yd pass from Harrell/Carona kick (4th, 11:34)	28	12
NEV - Mitchell 48yd pass from Kaepernick/Jaekle kick (4th, 10:30)	28	19
TTU - Woods 21yd run/Carona kick (4th, 6:18)	35	19

TEAM STATISTICS

	TTU	NEV
First Downs	20	28
Rushes-Yards (Net)	22-124	47-224
Passing Yards (Net)	297	264
Comp-Att-Int	19-46-2	24-35-1
Return Yards	162	91
Punts (Number-Avg)	3-34.0	4-35.0
Fumbles-Lost	1-0	1-1
Penalties-Yards	9-81	4-40
Possession Time	23:13	35:54

INDIVIDUAL LEADERS

RUSHING:	TTU - Batch 6-47-0
	NEV - Kaepernick 17-92-0
PASSING:	TTU - Harrell 19-46-2-297-1
	NEV - Kaepernick 23-34-1-264-1
RECEIVING:	TTU - Crabtree 7-158-1
	NEV - Mitchell 8-147-1

GAME #3

#6/6 Missouri 69, Nevada 17

Faurot Field -- Columbia, Mo.
Sept. 13, 2008

COLUMBIA, Mo. (AP) - Chase Daniel threw for 405 yards and four touchdowns and No. 6 Missouri scored on its first 10 possessions in a 69-17 win over Nevada.

Daniel was 23-for-28 and led Missouri to seven touchdowns and a field goal before exiting in the third quarter. His backups, Chase Patton and Blaine Gabbert, led two more scoring drives before Missouri was finally forced to punt late in the fourth quarter.

Nevada fell for the second straight time to a Big 12 opponent after losing to Texas Tech a week ago.

Daniel connected on touchdown passes of 80, 14 and 49 yards with Jeremy Maclin, and threw a 27-yarder to Jared Perry. Derrick Washington ran for two scores. Missouri also scored on a fake field goal and an interception return. Maclin had six catches for 172 yards and tied a school record with his three TD catches.

Missouri led 14-0 2:58 into the game on Washington's 59-yard run and Maclin's 80-yard catch-and-run.

Nevada scored on a 1-yard run by quarterback Colin Kaepernick in the first quarter, a 31-yard field goal by Brett Jaekle in the second and on a 42-yard pass from Kaepernick to Marko Mitchell on the final play of the first half that cut the deficit to 38-17.

But after gaining 237 yards of offense in the first half, the Wolf Pack managed just 125 in the second.

Kaepernick was 17-for-31 for 152 yards and led Nevada with 71 yards rushing on eight carries.

BOX SCORE

	1st	2nd	3rd	4th	Final
Nevada	7	10	0	0	17
Missouri	17	21	21	10	69

Attendance - 54,202

SCORING SUMMARY

	NEV	MU
MU - Washington 59yd run/Wolfert kick (1st, 13:49)	0	7
MU - Maclin 80yd pass from Daniel/Wolfert kick (1st, 12:02)	0	14
NEV - Kaepernick 1yd run/Jaekle kick (1st, 7:35)	7	14
MU - Wolfert 27yd field goal (1st, 2:28)	7	17
MU - Perry 27yd pass from Daniel/Wolfert kick (2nd, 13:56)	7	24
NEV - Jaekle 31yd field goal (2nd, 5:43)	10	24
MU - Washington 2yd run/Wolfert kick (2nd, 3:45)	10	31
MU - Maclin 14yd pass from Daniel/Wolfert kick (2nd, 1:31)	10	38
NEV - Mitchell 42yd pass from Kaepernick/Jaekle kick (2nd, 0:00)	17	38
MU - Maclin 49yd pass from Daniel/Wolfert kick (3rd, 12:32)	17	45
MU - Coffman 32yd pass from Saunders/Wolfert kick (3rd, 8:13)	17	52
MU - Patton 3yd run/Wolfert kick (3rd, 2:55)	17	59
MU - Wolfert 24yd field goal (4th, 14:57)	17	62
MU - Gettys 27yd interception return/Wolfert kick (4th, 4:54)	17	69

TEAM STATISTICS

	NEV	MU
First Downs	22	25
Rushes-Yards (Net)	44-182	29-132
Passing Yards (Net)	180	519
Comp-Att-Int	21-40-1	27-36-0
Return Yards	195	111
Punts (Number-Avg)	7-41.0	1-44.0
Fumbles-Lost	0-0	0-0
Penalties-Yards	7-55	5-50
Possession Time	36:43	21:50

INDIVIDUAL LEADERS

RUSHING:	NEV - Kaepernick 8-71-1 MU - Washington 8-75-2
PASSING:	NEV - Kaepernick 17-31-0-152-1 MU - Daniel 23-28-0-405-4
RECEIVING:	NEV - McCoy 6-29-0 MU - Maclin 6-172-3

GAME #4

Nevada 49, UNLV 27

Sam Boyd Stadium -- Las Vegas, Nev.
Sept. 27, 2008

LAS VEGAS (AP) - Colin Kaepernick accounted for five touchdowns and 416 yards of offense, and Nevada erased an early double-digit deficit to beat UNLV 49-27.

It was Nevada's fourth straight victory over UNLV in the annual Fremont Cannon game.

Kaepernick rushed for 240 yards on 18 carries and three touchdowns, including a 66-yard touchdown run on the first play of the second half to give the Wolf Pack (2-2) a 35-20 lead. He completed 11 of 16 passes for 176 yards and two touchdowns.

Vai Tauga added 123 rushing yards on 19 carries and a 4-yard touchdown run with 11:37 to play to extend Nevada's lead to 42-27.

After scoring 17 points in the first 10 minutes, UNLV (3-2) was limited to 10 points the rest of the game. UNLV's Omar Clayton threw three touchdown passes, including a 7-yarder to Ryan Wolfe at the 7:25 mark of the third quarter to cut the deficit to 35-27. But the Rebels didn't score again and Clayton was intercepted for the first time in 145 attempts this year.

Nevada trailed 17-7 with five minutes to play in the first quarter, but scored 21 unanswered points and limited UNLV to three points the rest of the half.

Wolfe finished with eight receptions for 167 yards.

UNLV sophomore kicker Ben Jaekle had field goals of 47 and 52 yards in the first half. His older brother, Nevada senior kicker Brett Jaekle, connected on all seven of his extra point attempts.

BOX SCORE

	1st	2nd	3rd	4th	Final
Nevada	7	21	7	14	49
UNLV	17	3	7	0	27

Attendance - 33,078

SCORING SUMMARY

	NEV	UNLV
UNLV - Jaekle 47yd field goal (1st, 13:01)	0	3
UNLV - Payne 7yd pass from Clayton/Watson kick (1st, 9:56)	0	10
NEV - Wellington 70yd pass from Kaepernick/Jaekle kick (1st, 6:58)	7	10
UNLV - Flair 41yd pass from Clayton/Watson kick (1st, 5:12)	7	17
NEV - Kaepernick 4yd run/Jaekle kick (2nd, 13:43)	14	17
NEV - Green 40yd pass from Kaepernick/Jaekle kick (2nd, 12:49)	21	17
NEV - Randall 7yd run/Jaekle kick (2nd, 6:33)	28	17
UNLV - Jaekle 52yd field goal (2nd, 0:43)	28	20
NEV - Kaepernick 66yd run/Jaekle kick (3rd, 14:42)	35	20
UNLV - Wolfe 7yd pass from Clayton/Jaekle kick (3rd, 7:25)	35	27
NEV - Tauga 4yd run/Jaekle kick (4th, 11:37)	42	27
NEV - Kaepernick 28yd run/Jaekle kick (4th, 8:41)	49	27

TEAM STATISTICS

	NEV	UNLV
First Downs	27	18
Rushes-Yards (Net)	58-444	23-54
Passing Yards (Net)	176	327
Comp-Att-Int	11-16-0	18-38-1
Return Yards	73	180
Punts (Number-Avg)	3-50.0	5-42.8
Fumbles-Lost	1-1	4-1
Penalties-Yards	9-66	9-58
Possession Time	36:19	23:41

INDIVIDUAL LEADERS

RUSHING:	NEV - Kaepernick 18-240-3 UNLV - Clayton 12-47-0
PASSING:	NEV - Kaepernick 11-16-0-176-2 UNLV - Clayton 18-38-1-327-3
RECEIVING:	NEV - McCoy 3-26-0 UNLV - Wolfe 8-167-1

GAME #5

Nevada 49, Idaho 14

Kibbie Dome -- Moscow, Idaho

Oct. 4, 2008

MOSCOW, Idaho (AP) - Colin Kaepernick threw for two touchdowns and Vai Tauga ran for three more as Nevada beat Idaho 49-14 on Saturday.

Nevada racked up 507 yards of total offense against the Vandals.

Kaepernick went 19-of-24 for 243 yards with no interceptions, and Tauga had 94 yards on 21 carries.

Idaho had a chance to go up first when kicker Tino Amancio attempted a 39-yard field goal midway through the first quarter, but it was blocked by Nevada's Chris Stack.

Nevada took over on its own 22 and drove to Tauga's 3-yard touchdown run.

The Wolf Pack made it 13-0 when Idaho punter T.J. Conley muffed a punt from the Idaho 1-yard line. Conley had the ball, but as he moved his arms into punting position he dropped it and Nevada's John Bender fell on it. Tauga then ran in from the 1.

Down 28-0 in the third quarter, Idaho finally got on the board when Nathan Enderle hit Eddie Williams with a 10-yard touchdown pass.

Enderle later connected with Williams for a 12-yard touchdown, but by that time the Wolf Pack had racked up 42 points.

Enderle led the Vandals with 226 yards, going 18-of-36 with two touchdowns and no interceptions. Williams had 10 catches for 142 yards and two touchdowns.

GAME #6

New Mexico State 48, Nevada 45

Mackay Stadium -- Reno, Nev.

Oct. 11, 2008

RENO, Nev. (AP) - Chase Holbrook passed for 409 yards and three touchdowns and New Mexico State won a shootout over Nevada 48-45.

Holbrook also rushed for a touchdown for the Aggies who controlled the ball for the final 3:51 to run out the clock in a game that saw the two teams combine for more than 1,000 yards in total offense. NMSU had 513 in total offense, while the Wolf Pack had 507 in a see-saw game that had nine lead changes and three ties.

Nevada's Vai Tauga rushed for 188 yards and scored a career-best four touchdowns. He took a 16-yard screen pass from Colin Kaepernick in from 14 yards to tie the score at 38 with 51 seconds left in the third quarter.

New Mexico State responded with a 7-play, 80-yard drive capped by a 7-yard touchdown pass from Holbrook to Marcus Anderson to go ahead 45-38 with 13:38 left in the game.

After Nevada was forced to punt, Kyle Hughes kicked an 18-yard field goal to put the Aggies up 48-38. Nevada scored on a 19-yard pass from Kaepernick to Chris Wellington with 3:51 left to pull to within 3, but the Wolf Pack could never get the ball back as the Aggies ran out the clock.

Holbrook completed 28 of 47 passes and had one interception. Kaepernick was 15 of 26 for 194 yards and three touchdowns and one interception.

New Mexico State defensive lineman Oren Long picked up a Kaepernick fumble and ran it back 83 yards for a touchdown in the third quarter to give New Mexico State a 38-31 lead.

Nevada led 24-21 at halftime.

BOX SCORE

	1st	2nd	3rd	4th	Final
Nevada	7	14	7	21	49
Idaho	0	0	7	7	14

Attendance - 15,013

SCORING SUMMARY

	NEV	UI
NEV - Tauga 3yd run/Jaekle kick (1st 7:03)	7	0
NEV - Tauga 1yd run/Jaekle kick (2nd, 14:00)	14	0
NEV - Kaepernick 18yd run/Jaekle kick (2nd, 6:32)	21	0
NEV - Mitchell 48 yd pass from Kaepernick/Jaekle kick (3rd, 7:50)	28	0
UI - Williams 10yd pass from Enderle/Amancio kick (3rd, 6:04)	28	7
NEV - Wellington 10yd pass from Kaepernick/Jaekle kick (4th, 14:37)	35	7
NEV - Tauga 3yd run/Jaekle kick (4th, 9:31)	42	7
UI - Williams 12yd pass from Enderle/Amancio kick (4th, 5:59)	42	14
NEV - Randall 1yd run/Jaekle kick (4th, 5:35)	49	14

TEAM STATISTICS

	NEV	UI
First Downs	27	17
Rushes-Yards (Net)	47-264	28-24
Passing Yards (Net)	243	292
Comp-Att-Int	19-24-0	22-47-1
Return Yards	27	218
Punts (Number-Avg)	2-45.0	4-51.5
Fumbles-Lost	3-2	2-0
Penalties-Yards	8-66	8-65
Possession Time	29:15	30:45

INDIVIDUAL LEADERS

RUSHING:	NEV - Tauga 21-90-3 UI - Jackson 15-52-0
PASSING:	NEV - Kaepernick 19-24-0-243-2 UI - Enderle 18-36-0-226-2
RECEIVING:	NEV - Mitchell 6-121-1 UI - Williams 10-142-2

BOX SCORE

	1st	2nd	3rd	4th	Final
New Mexico State	7	14	17	10	48
Nevada	10	14	14	7	45

Attendance - 12,475

SCORING SUMMARY

	NMSU	NEV
NEV - Kaepernick run/Jaekle kick (1st 12:50)	0	7
NMSU - Colston 3yd run/Hughes kick (1st, 7:17)	7	7
NEV - Jaekle 41yd field goal (1st, 1:21)	7	10
NMSU - Neiman 14yd pass from Holbrook/Hughes kick (2nd, 13:40)	14	10
NEV - Tauga 8yd run/Jaekle kick (2nd, 9:59)	14	17
NMSU - Colston 17yd pass from Holbrook/Hughes kick (2nd, 6:30)	21	17
NEV - Tauga 3yd run/Jaekle kick (2nd, 2:43)	21	24
NMSU - Holbrook 2yd run/Hughes kick (3rd, 12:35)	28	24
NEV - Tauga 5yd pass from Kaepernick/Jaekle kick (3rd, 9:46)	28	31
NMSU - Hughes 29yd field goal (3rd, 7:04)	31	31
NMSU - Long 83yd fumble recovery/Hughes kick (3rd, 5:20)	38	31
NEV - Tauga 16yd pass from Kaepernick/Jaekle kick (3rd, 0:51)	38	38
NMSU - Anderson 7yd pass from Holbrook/Hughes kick (4th, 13:38)	45	38
NMSU - Hughes 18yd field goal (4th, 6:27)	48	38
NEV - Wellington 19yd pass from Kaepernick/Jaekle kick (4th, 3:51)	48	45

TEAM STATISTICS

	NMSU	NEV
First Downs	28	28
Rushes-Yards (Net)	36-104	42-313
Passing Yards (Net)	409	194
Comp-Att-Int	28-47-1	15-26-1
Return Yards	293	193
Punts (Number-Avg)	2-39.0	3-35.3
Fumbles-Lost	1-0	3-2
Penalties-Yards	6-39	7-64
Possession Time	31:16	28:44

INDIVIDUAL LEADERS

RUSHING:	NMSU - Colston 24-118-1 NEV - Tauga 20-188-2
PASSING:	NMSU - Holbrook 28-47-1-409-3 NEV - Kaepernick 15-26-1-194-3
RECEIVING:	NMSU - Neiman 7-82-1 NEV - Mitchell 5-97-0

GAME #7

Nevada 44, Utah State 17

Mackay Stadium -- Reno, Nev.

Oct. 18, 2008

RENO, Nev. (AP) - Colin Kaepernick rushed for two touchdowns and threw for another as Nevada beat Utah State 44-17 on Saturday.

Vai Taua rushed for 122 and a touchdown for the Wolf Pack. Kaepernick came off the bench after sitting out the first quarter and scored on a 19-yard run on his first touch of the game. He also scored on a 1-yard run and threw a 75-yard touchdown pass to Marko Mitchell. He completed 10 of 20 passes for 197 yards and threw one interception.

Diondre Borel was 19 of 38 for 262 yards and two touchdowns for Utah State.

His first of two touchdown passes to Otis Nelson pulled the Aggies to within six points of the Wolf Pack, 13-6 with 2:27 left in the first half.

Nevada answered with 6-play, 68-yard drive capped by a 10-yard touchdown run by Mike McCoy to lead 20-7 at halftime. The Wolf Pack stretched the lead to 30-7 on a 26-yard field goal by Brett Jaekle and Kaepernick's 75-yard touchdown pass to Mitchell with 5:54 left in the third quarter, Mitchell had 4 catches for 122 yards.

After a Utah State field goal made it 30-10, Kaepernick scored on a one-yard run to make it 37-10. The Aggies cut it to 37-17 on a 52-yard strike from Borel to Nelson with 9:48 left in the first.

Nevada's Jared Silva-Purcell picked off Borel and returned it 40 yards for a touchdown for the game's final score.

Nick Graziano started in place of Kaepernick and played the first quarter and on the final series in the fourth. He completed 4 of 8 passes for 42 yards and had one interception.

GAME #8

Hawai'i 38, Nevada 31

Aloha Stadium -- Honolulu, Hawaii

Oct. 25, 2008

HONOLULU, Hawaii -- Greg Alexander threw a 24-yard touchdown to Malcolm Lane with 20 seconds left to lead Hawaii to a 38-31 victory over Nevada.

Alexander entered in the second half and threw for 205 yards and two touchdowns for the Warriors. He was 17-of-22 and guided the Warriors on three scoring drives, including the gamewinner to Lane, who outjumped the defender in the corner of the endzone. The score capped a nine-play, 77-yard drive that started on the Hawaii 23 with 1:30 left in the game.

The Wolf Pack's Colin Kaepernick threw for 173 yards and two fourth-quarter TDs. He also ran for 139 yards and another score for Nevada. Nevada also got a strong performance from Vai Taua, who rushed 16 times for 160 yards.

The Wolf Pack made it a game by scoring 14 straight points in the fourth quarter and tied the game 31-31 with 1:31 left on a 34-yard touchdown pass from a scrambling Kaepernick to Chris Wellington.

The Warriors took their largest lead, 31-17, on a 16-yard touch pass from Alexander to a wide open Michael Washington to open the fourth quarter.

Hawaii went up 17-10 lead to open the second half on Dan Kelly's 41-yard field goal. The Wolf Pack tied the game 21 seconds later on a 79-yard run by Taua, who broke right, found a hole and followed his blockers along the sideline into the end zone.

Nevada had two costly fumbles in the first half, leading to 14 Hawaii points. Brett Jaekle's 32-yard field goal narrowed Hawaii's lead to 14-10 before the half.

BOX SCORE

	1st	2nd	3rd	4th	Final
Utah State	0	7	3	7	17
Nevada	6	14	10	14	44

Attendance - 13,159

SCORING SUMMARY

	USU	NEV
NEV - Taua 26yd run/team rush failed (1st, 6:25)	0	6
NEV - Kaepernick 19yd run/Jaekle kick (2nd, 13:18)	0	13
USU - Nelson 16yd pass from Borel/Caldwell PAT (2nd, 13:18)	7	13
NEV - McCoy 10yd run/Jaekle PAT (2nd, 1:06)	7	20
NEV - Jaekle 26yd field goal (3rd, 8:11)	7	23
NEV - Mitchell 75yd pass from Kaepernick (3rd, 5:54)	7	30
USU - Ulinski 42yd field goal (3rd, 2:57)	10	30
NEV - Kaepernick 1yd run/Jaekle PAT (4th, 10:45)	10	37
USU - Nelson 52yd pass from Borel/Caldwell PAT (4th, 9:48)	17	37
NEV - Silva-Purcell 46yd interception return/Jaekle PAT (4th, 1:44)	17	44

TEAM STATISTICS

	USU	NEV
First Downs	16	22
Rushes-Yards (Net)	37-71	42-284
Passing Yards (Net)	262	239
Comp-Att-Int	19-39-1	14-28-2
Return Yards	140	177
Punts (Number-Avg)	9-48.6	3-48.3
Fumbles-Lost	2-1	2-2
Penalties-Yards	11-85	9-79
Possession Time	30:12	29:48

INDIVIDUAL LEADERS

RUSHING:	USU - Borel 21-50-0
	NEV - Taua 17-122-1
PASSING:	USU - Borel 19-38-1-262-2
	NEV - Kaepernick 10-20-1-197-1
RECEIVING:	USU - Nelson 4-86-2
	NEV - Mitchell 4-122-1

BOX SCORE

	1st	2nd	3rd	4th	Final
Nevada	7	3	7	14	31
Hawai'i	7	7	10	14	38

Attendance - 40,225

SCORING SUMMARY

	NEV	UH
UH - Fonoti 9yd fumble recovery/Kelly kick (1st, 9:36)	0	7
NEV - Kaepernick 61yd run/Jaekle kick (1st, 8:08)	7	7
UH - Washington 26yd pass from Funaki/Kelly kick (2nd, 13:06)	7	14
NEV - Jaekle 32yd field goal (2nd, 2:39)	10	14
UH - Kelly 41yd field goal (3rd, 9:21)	10	17
NEV - Taua 79yd run/Jaekle kick (3rd, 9:00)	17	17
UH - Farmer 9yd run/Kelly kick (3rd, 7:08)	17	24
UH - Washington 16yd pass from Alexander/Kelly kick (4th 14:54)	17	31
NEV - Mitchell 5yd pass from Kaepernick/Jaekle kick (4th, 10:29)	24	31
NEV - Wellington 34yd pass from Kaepernick/Jaekle kick (4th, 1:31)	31	31
UH - Lane 24yd pass from Alexander/Kelly kick (4th, 0:20)	31	38

TEAM STATISTICS

	NEV	UH
First Downs	21	17
Rushes-Yards (Net)	40-308	28-42
Passing Yards (Net)	173	289
Comp-Att-Int	14-28-0	23-36-2
Return Yards	130	173
Punts (Number-Avg)	7-43.9	6-45.8
Fumbles-Lost	3-2	2-0
Penalties-Yards	7-41	7-50
Possession Time	28:55	31:05

INDIVIDUAL LEADERS

RUSHING:	NEV - Taua 16-160-1
	UH - Alexander 9-21-0
PASSING:	NEV - Kaepernick 14-28-0-173-2
	UH - Alexander 17-22-0-205-2
RECEIVING:	NEV - Mitchell 6-55-1
	UH - Lane 6-63-1

GAME #9
Nevada 41, Fresno State 28
Bulldog Stadium -- Fresno, Calif.
Nov. 7, 2008

FRESNO, Calif. (AP) — Colin Kaepernick was a pitcher who had major league scouts salivating before he abandoned baseball to run Nevada's unorthodox offense.

The quarterback barely even needed to use his outstanding arm at Fresno State—not while Kaepernick and his teammates were running right over every Bulldog in sight.

Vai Taua ran for a career-best 263 yards and a late touchdown, and Kaepernick added 118 yards and two scores in Nevada's 472-yard ground attack in a 41-28 victory Friday night, the Wolf Pack's first win in Fresno since 1998.

Courtney Randall had 66 yards rushing and another touchdown for the Wolf Pack (5-4, 3-2 WAC), who rarely stopped moving forward in another prodigious performance by Kaepernick and their distinctive "pistol" offense, which even gave Texas Tech some trouble earlier this year.

After holding on to the ball for 13:46 in the fourth quarter, Nevada finished with 600 total yards—its third 600-yard game this season, even with Kaepernick going 7-for-17 for just 128 yards through the air.

Seyi Ajirotutu caught two touchdown passes from Tom Brandstater for the Bulldogs (5-4, 2-3), who lost their second straight and dropped to 1-3 at Bulldog Stadium this season with just their second loss to Nevada in the schools' last 10 meetings. Brandstater went 23-of-43 for 260 yards, but threw two interceptions.

Lonyae Miller also rushed for a score, but Fresno State simply couldn't stop the Wolf Pack, who got Kaepernick's third 100-yard rushing game and Taua's first 200-yard performance of the season.

GAME #10
Nevada 41, San Jose State 17
Mackay Stadium -- Reno, Nev.
Nov. 15, 2008

RENO, Nev. (AP) – Colin Kaepernick rushed for 147 yards and two touchdowns as Nevada defeated San Jose State 41-17 on Saturday.

Vai Taua rushed for 125 and a touchdown for the Wolf Pack (6-4, 4-2 WAC). With the victory, Nevada became bowl-eligible.

Kaepernick also threw for 192 yards and a touchdown. He completed 15 of 31 passes.

Kyle Reed threw for 215 yards and two touchdowns for the Spartans (6-5, 4-3 WAC). David Richmond had nine catches for 91 yards and two touchdowns for San Jose State.

Marko Mitchell had five catches for 80 yards and one touchdown for Nevada, including a 44-yard strike from Kaepernick that put Nevada ahead 31-10 with 5:30 left in the third quarter.

The Wolf Pack scored the first 17 points of the game and led 17-3 at halftime, scoring on a 35-yard field goal by Brett Jaekle and touchdown runs by Kaepernick and Taua.

Jared Strubecks 44-yard field goal with 34 seconds left in the half put San Jose State on the board.

The Spartans could get no closer than 14 points in the second half as Nevada controlled the clock with its running game in the second half.

In the third quarter, the Wolf Pack had the ball for 11:37 compared to 3:23 for the Spartans. In the second half, Nevada had it for 9:54 to 4:06 for San Jose State.

The Wolf Pack's defense held the Spartans to minus-23 yards rushing, while grinding our 333 yards on the ground.

BOX SCORE

	1st	2nd	3rd	4th	Final
Nevada	7	10	14	10	41
Fresno State	7	0	14	7	28

Attendance - 13,159

SCORING SUMMARY

	NEV	FS
NEV - Kaepernick 16yd run/Jaekle kick (1st, 6:02)	7	0
FS - Ajirotutu 23yd pass from Brandstater/Goessling kick (1st, 1:05)	7	7
NEV - McCoy 36yd pass from Kaepernick/Jaekle kick (2nd, 12:49)	14	7
NEV - Jaekle 34yd field goal (2nd, 4:54)	17	7
FS - Miller 34yd run/Goessling kick (3rd, 9:08)	17	14
NEV - Kaepernick 2yd run/Jaekle kick (3rd, 3:16)	24	14
NEV - Randall 15yd run/Jaekle kick (3rd, 1:38)	31	14
FS - Ajirotutu 3yd pass from Brandstater/Goessling kick (3rd, 0:00)	31	21
NEV - Taua 25yd run/Jaekle kick (4th, 8:40)	38	21
FS - Jefferson 92yd kickoff return (4th, 8:28)	38	28
NEV - Jaekle 20yd field goal (4th, 2:23)	41	28

TEAM STATISTICS

	NEV	FS
First Downs	29	21
Rushes-Yards (Net)	61-472	16-106
Passing Yards (Net)	128	260
Comp-Att-Int	7-17-1	23-43-2
Return Yards	145	262
Punts (Number-Avg)	4-179	4-173
Fumbles-Lost	1-0	2-2
Penalties-Yards	8-79	8-57
Possession Time	37:50	22:05

INDIVIDUAL LEADERS

RUSHING:	NEV - Taua 26-263-1 FS - Miller 6-60-1
PASSING:	NEV - Kaepernick 7-17-1-128-0 FS - Brandstater 23-43-2-260-2
RECEIVING:	NEV - Mitchell 4-51-0 FS - Ajirotutu 7-95-2

BOX SCORE

	1st	2nd	3rd	4th	Final
San Jose State	0	3	14	0	17
Nevada	3	14	14	10	41

Attendance - 14,343

SCORING SUMMARY

	NEV	SJSU
NEV - Jaekle 35yd field goal (2nd, 4:54)	3	0
NEV - Kaepernick 7yd run/Jaekle kick (2nd, 6:12)	10	0
NEV - Taua 57yd run/Jaekle kick (2nd, 1:02)	17	0
SJSU - Strubeck 44yd field goal (2nd, 0:22)	17	3
NEV - Randall 5yd run/Jaekle kick (3rd, 12:16)	24	3
SJSU - Richmond 11yd pass from Reed/Strubeck kick (3rd, 11:32)	24	10
NEV - Mitchell 31yd pass from Kaepernick/Jaekle kick (3rd, 5:48)	31	10
SJSU - Richmond 10yd pass from Reed/Strubeck kick (3rd, 5:14)	31	17
NEV - Jaekle 33yd field goal (4th, 12:51)	34	17
NEV - Kaepernick 6yd run/Jaekle kick (4th, 7:12)	41	17

TEAM STATISTICS

	SJSU	NEV
First Downs	11	23
Rushes-Yards (Net)	16-(-23)	49-333
Passing Yards (Net)	301	192
Comp-Att-Int	20-41-0	15-31-0
Return Yards	204	79
Punts (Number-Avg)	7-299	6-258
Fumbles-Lost	3-1	1-0
Penalties-Yards	6-45	9-85
Possession Time	23:37	36:23

INDIVIDUAL LEADERS

RUSHING:	NEV - Kaepernick 16-147-2 SJSU - Rutley 4-3-0
PASSING:	NEV - Kaepernick 15-31-0-192-1 SJSU - Reed 15-27-0-215-2
RECEIVING:	NEV - Mitchell 5-80-1 SJSU - Richmond 9-91-2

GAME #11

No. 9/9 Boise State 41, Nevada 34

**Mackay Stadium -- Reno, Nev.
Nov. 22, 2008**

RENO, Nev. (AP) - Trailing by seven with 28 seconds remaining, Nevada was on the verge of forcing another overtime thriller against Boise State.

But the ninth-ranked Broncos, who held the nation's best rushing attack to just 31 yards in the first half, did just enough, knocking down a pass in the end zone as time expired to remain undefeated with a 41-34 victory over the Wolf Pack.

Freshman Kellen Moore passed for 414 yards and three touchdowns, including 319 yards by halftime when the Broncos led 24-3, but threw three interceptions in the third quarter to let Nevada back in the game.

Ian Johnson broke free for a 66-yard touchdown run in the third quarter for Boise State, clinched its sixth WAC title in seven years.

Colin Kaepernick passed for 241 yards and a touchdown and ran for 70 yards for Nevada (6-5, 4-3 WAC), which got the ball back with 1:34 left in the game near midfield and moved to Boise's 26 on Kaepernick's 28-yard pass to Chris Wellington with 28 seconds remaining.

But a delay of game penalty pushed the Wolf Pack back, Kaepernick's next three passes fell incomplete and on fourth-and-13, Brandyn Thompson and Kyle Wilson knocked down his throw to Marko Mitchell in the end zone as time expired.

Kaepernick entered the game completing 58 percent of his passes, but connected on only 19 of 50 attempts on Saturday.

Trailing by 21, the Wolf Pack intercepted Moore three times in the third quarter and returned two for touchdowns. Jerome Johnson went 28 yards with one and Josh Mauga went 46 yards with another to make it 31-24.

GAME #12

Nevada 35, Louisiana Tech 31

**Joe Aillet Stadium -- Ruston, La.
Nov. 29, 2008**

RUSTON, La. (AP) - Vai Taua ran for a 22-yard touchdown with 3:15 left to cap Nevada's 35-31 comeback victory over Louisiana Tech on Saturday.

Taua's rush capped a 21-0 run that washed away Louisiana Tech's 31-14 lead with 4:48 left in the third. Nevada's three-touchdown turnaround started late in the third with Colin Kaepernick's 18-yard touchdown connection with Marko Mitchell, continued with Kaepernick's 27-yard toss to Mike McCoy to start the fourth and ended with Taua's game-winner.

Kaepernick completed 24 of 42 passes for 397 yards with four touchdowns and one interception for the Wolf Pack (7-5, 5-3 Western Athletic Conference). Taua finished with 61 yards on the ground. Marko Mitchell had 153 yards and two touchdowns on six catches, and Mike McCoy had 109 yards and a score on six receptions.

Ross Jenkins was 16-for-30 with 259 yards and two touchdowns for the Bulldogs (7-5, 5-3).

Jenkins' 26-yard pass to Shane Womack and Daniel Porter's 20-yard touchdown run helped give Louisiana Tech a 17-7 lead at halftime. After Kaepernick hit Mitchell on a 62-yard score, Jenkins hit Phillip Livas on a 44-yard score and Patrick Johnson's 4-yard run made it 31-14. The Bulldogs didn't score again.

Nevada rallied back from the 31-14 deficit with 21 unanswered points as Kaepernick threw for 291 yards and three scores in the second half.

The Wolf Pack is headed to a bowl-game for a school-record four straight years.

BOX SCORE

	1st	2nd	3rd	4th	Final
Boise State	14	10	7	10	41
Nevada	0	3	21	10	34

Attendance - 27,057

SCORING SUMMARY

	BSU	NEV
BSU - Brockel 16yd pass from Moore/Brotzman kick (1st, 7:05)	7	0
BSU - Perretta 3yd run/Brotzman kick (1st, 3:15)	14	0
NEV - Jaekle 25yd field goal (2nd, 13:36)	14	3
BSU - Brotzman 34yd field goal (2nd, 6:22)	17	3
BSU - Pettis 18yd pass from Moore/Brotzman kick (2nd, 2:06)	24	3
NEV - J. Johnson 28yd interception return/Jaekle kick (3rd, 10:00)	24	10
BSU - I. Johnson 66yd run/Brotzman kick (3rd, 8:48)	31	10
NEV - Taua 31yd run/Jaekle kick (3rd, 6:24)	31	17
NEV - Mauga 46yd interception return/Jaekle kick (3rd, 5:14)	31	24
BSU - Pettis 10yd pass from Moore/Brotzman kick (4th, 10:11)	38	24
BSU - Brotzman 50yd field goal (4th, 7:20)	41	24
NEV - Mitchell 9yd pass from Kaepernick (4th, 4:36)	41	31
NEV - Jaekle 25yd field goal (4th, 2:36)	41	34

TEAM STATISTICS

	BSU	NEV
First Downs	22	18
Rushes-Yards (Net)	26-70	35-144
Passing Yards (Net)	414	241
Comp-Att-Int	29-48-3	19-51-0
Return Yards	91	45
Punts (Number-Avg)	5-204	9-385
Fumbles-Lost	2-1	0-0
Penalties-Yards	5-50	4-25
Possession Time	28:25	31:35

INDIVIDUAL LEADERS

RUSHING:	NEV - Taua 14-75-1 BSU - Johnson 7-71-1
PASSING:	NEV - Kaepernick 19-50-0-241-1 BSU - Moore 29-48-3-414-3
RECEIVING:	NEV - Taua 6-44-0 BSU - Pettis 9-126-2

BOX SCORE

	1st	2nd	3rd	4th	Final
Nevada	0	7	14	14	35
Louisiana Tech	7	10	14	0	31

Attendance - 17,254

SCORING SUMMARY

	NEV	LT
LT - Womack 26yd pass from Jenkins/Oestriecher kick (1st, 6:34)	0	7
NEV - Wellington 9yd pass from Kaepernick/Jaekle kick (2nd/13:21)	7	7
LT - Porter 20yd run/Oestriecher kick (2nd, 12:19)	7	14
LT - Oestriecher 22yd field goal (2nd, 4:26)	7	17
NEV - Mitchell 62ydf pass from Kaepernick/Jaekle kick (3rd, 12:06)	14	17
LT - Livas 44yd pass from Jenkins/Oestriecher kick (3rd, 11:27)	14	24
LT - Jackson 4yd run/Oestriecher kick (3rd, 4:48)	14	31
NEV - Mitchell 18yd pass from Kaepernick/Jaekle kick (3rd, 1:26)	21	31
NEV - McCoy 27yd pass from Kaepernick/Jaekle kick (4th, 11:42)	28	31
NEV - Taua 22yd run/Jaekle kick (4th, 3:15)	35	31

TEAM STATISTICS

	NEV	LT
First Downs	29	25
Rushes-Yards (Net)	42-103	37-185
Passing Yards (Net)	397	258
Comp-Att-Int	24-42-1	17-31-0
Return Yards	90	182
Punts (Number-Avg)	5-42.0	3-46.0
Fumbles-Lost	1-1	1-1
Penalties-Yards	6-45	6-65
Possession Time	34:01	25:59

INDIVIDUAL LEADERS

RUSHING:	NEV - Taua 22-61-1 LT - Jackson 10-79-1
PASSING:	NEV - Kaepernick 24-42-1-397-4 LT - Jenkins 17-31-0-258-2
RECEIVING:	NEV - Mitchell 6-153-2 LT - Livas 5-70-1

2008 NEVADA WOLF PACK FOOTBALL - GAME-BY-GAME STATISTICS

RUSHING (Attempts-Yards-TDs-Long)

	Taua	Fragger	Lippincott	Kaepernick	Mitchell	Randall	V. Green
Grambling State	12-103-2-62	9-83-1-31	9-69-1-33	6-51-3-28	1-31-0-31	6-29-0-14	0-0-0-0
#12/13 Texas Tech	11-63-0-15	10-44-0-13	8-35-0-12	17-92-0-40	1-(-10)-0-0	0-0-0-0	0-0-0-0
at #6/6 Missouri	15-47-0-10	5-29-0-8	DNP	8-71-1-35	0-0-0-0	2-10-0-0	0-0-0-0
at UNLV	19-123-1-23	DNP	DNP	18-240-3-66	0-0-0-0	11-49-1-11	0-0-0-0
at Idaho	21-90-3-13	DNP	DNP	5-57-1-18	0-0-0-0	3-18-1-15	0-0-0-0
New Mexico State	20-188-2-48	6-40-0-13	DNP	12-54-1-32	0-0-0-0	3-25-0-13	0-0-0-0
Utah State	17-122-1-27	DNP	DNP	6-48-2-19	2-24-0-28	10-67-0-18	0-0-0-0
at Hawai'i	16-160-1-79	DNP	DNP	18-139-1-61	0-0-0-0	6-9-0-5	0-0-0-0
at Fresno State	28-263-1-57	DNP	DNP	17-118-2-26	0-0-0-0	11-66-1-15	1-14-0-0
San Jose State	18-125-1-57	0-0-0-0	DNP	18-147-2-46	0-0-0-0	7-32-1-11	1-4-0-4
Boise State	14-75-1-31	0-0-0-0	DNP	16-70-0-24	0-0-0-0	4-9-0-6	0-0-0-0
at Louisiana Tech	22-61-1-23	0-0-0-0	DNP	13-28-0-12	0-0-0-0	3-14-0-8	0-0-0-0

	McCoy	Session	Wellington	Graziano	Anderson	Mark	King
Grambling State	3-27-0-12	1-17-0-17	1-13-0-13	3-6-0-14	2-(-3)-0-2	0-0-0-0	0-0-0-0
#12/13 Texas Tech	0-0-0-0	0-0-0-0	0-0-0-0	DNP	0-0-0-0	0-0-0-0	0-0-0-0
at #6/6 Missouri	0-0-0-0	0-0-0-0	0-0-0-0	2-(-8)-0-2	0-0-0-0	7-25-0-25	4-22-0-12
at UNLV	0-0-0-0	DNP	1-10-0-10	DNP	0-0-0-0	7-26-0-6	0-0-0-0
at Idaho	1-(-3)-0-0	0-0-0-0	0-0-0-0	1-22-0-22	0-0-0-0	15-81-0-17	0-0-0-0
New Mexico State	1-6-0-6	DNP	0-0-0-0	DNP	DNP	0-0-0-0	0-0-0-0
Utah State	2-11-1-10	0-0-0-0	0-0-0-0	1-(-1)-0-0	0-0-0-0	4-13-0-5	0-0-0-0
at Hawai'i	0-0-0-0	0-0-0-0	0-0-0-0	DNP	DNP	DNP	0-0-0-0
at Fresno State	0-0-0-0	0-0-0-0	0-0-0-0	DNP	DNP	4-11-0-11	0-0-0-0
San Jose State	0-0-0-0	0-0-0-0	0-0-0-0	0-0-0-0	0-0-0-0	6-26-0-22	0-0-0-0
Boise State	0-0-0-0	0-0-0-0	0-0-0-0	1-(-9)-0-0	0-0-0-0	0-0-0-0	0-0-0-0
at Louisiana Tech	0-0-0-0	0-0-0-0	2-4-0-5	0-0-0-0	0-0-0-0	0-0-0-0	0-0-0-0

PASSING (Completions-Attempts-Interceptions-Yards-Touchdowns-Long)

	Kaepernick	Graziano
Grambling State	10-17-1-122-0-30	7-12-0-75-0-16
#12/13 Texas Tech	23-34-1-264-1-48	DNP
at #6/6 Missouri	17-31-0-152-1-42	4-9-1-28-0-11
at UNLV	11-16-0-176-2-70	DNP
at Idaho	19-24-0-243-2-48	0-0-0-0-0-0
New Mexico State	15-26-1-194-3-23	DNP
Utah State	10-20-1-197-1-75	4-8-1-42-0-14
at Hawai'i	14-28-0-173-2-34	DNP
at Fresno State	7-17-0-128-1-40	DNP
San Jose State	15-31-0-192-1-44	0-0-0-0-0-0
Boise State	19-50-0-241-1-53	0-1-0-0-0-0
at Louisiana Tech	24-42-1-397-4-62	0-0-0-0-0-0

PUNTING (Attempts-Yards-Avg.-Long-120)

	Langley	Jaekle
Grambling State	4-188-47.0-53-0	-
#12/13 Texas Tech	3-140-46.7-49-1	-
at #6/6 Missouri	7-287-41.0-54-1	-
at UNLV	3-150-50.0-77-1	-
at Idaho	2-90-45.0-48-2	-
New Mexico State	3-106-35.3-46-1	-
Utah State	3-145-48.3-67-1	-
at Hawai'i	7-307-43.9-55-0	-
at Fresno State	4-179-44.8-51-1	-
San Jose State	6-258-43.0-51-2	-
Boise State	-	9-385-42.8-53-1
at Louisiana Tech	-	5-210-42.0-51-1

(Tyler Lantrip completed one pass for six yards and Luke Collis threw one incomplete pass vs. Grambling State)

RECEIVING (Receptions-Yards-TDs-Long)

	McCoy	Mitchell	Wellington	Lippincott	V. Green	Taua
Grambling State	6-67-0-30	4-49-0-19	3-42-0-16	2-33-0-24	2-6-0-4	0-0-0-0
#12/13 Texas Tech	2-9-0-6	8-147-1-48	7-62-0-15	0-0-0-0	1-11-0-11	1-3-0-3
at #6/6 Missouri	6-29-0-11	3-58-1-42	3-23-0-10	DNP	0-0-0-0	3-17-0-8
at UNLV	3-26-0-14	1-5-0-5	2-77-1-70	DNP	1-40-1-40	2-12-0-15
at Idaho	4-21-0-10	6-121-1-48	3-61-1-44	DNP	3-24-0-9	1-7-0-7
New Mexico State	1-1-0-1	5-97-0-23	2-22-1-19	DNP	1-8-0-8	5-49-2-16
Utah State	2-19-0-12	4-122-1-75	1-7-0-7	DNP	2-23-0-14	4-66-0-54
at Hawai'i	4-64-0-25	6-55-1-16	2-53-1-34	DNP	1-5-0-5	1-(-4)-0-0
at Fresno State	2-37-1-36	4-51-0-24	1-40-0-0	DNP	0-0-0-0	0-0-0-0
San Jose State	1-18-0-18	5-80-1-31	3-70-0-44	DNP	2-19-0-14	3-(-3)-0-4
Boise State	4-48-0-28	4-73-1-43	4-68-0-53	DNP	0-0-0-0	6-44-0-21
at Louisiana Tech	6-109-1-30	6-153-2-62	8-93-1-28	DNP	0-0-0-0	3-35-0-22

	Session	King	Bohr	Mark	Puloka	Randall	Fludd
Grambling State	1-6-0-6	0-0-0-0	0-0-0-0	0-0-0-0	0-0-0-0	0-0-0-0	0-0-0-0
#12/13 Texas Tech	0-0-0-0	0-0-0-0	0-0-0-0	0-0-0-0	DNP	0-0-0-0	0-0-0-0
at #6/6 Missouri	0-0-0-0	4-29-0-9	1-13-0-13	1-11-0-11	0-0-0-0	0-0-0-0	0-0-0-0
at UNLV	DNP	1-7-0-7	0-0-0-0	0-0-0-0	1-9-0-9	0-0-0-0	0-0-0-0
at Idaho	0-0-0-0	0-0-0-0	0-0-0-0	1-7-0-7	0-0-0-0	1-2-0-2	0-0-0-0
New Mexico State	DNP	0-0-0-0	0-0-0-0	0-0-0-0	DNP	1-17-0-17	0-0-0-0
Utah State	0-0-0-0	0-0-0-0	0-0-0-0	0-0-0-0	0-0-0-0	0-0-0-0	1-2-0-2
at Hawai'i	DNP	0-0-0-0	0-0-0-0	DNP	0-0-0-0	0-0-0-0	0-0-0-0
at Fresno State	0-0-0-0	0-0-0-0	0-0-0-0	0-0-0-0	0-0-0-0	0-0-0-0	0-0-0-0
San Jose State	0-0-0-0	1-8-0-8	DNP	0-0-0-0	0-0-0-0	0-0-0-0	0-0-0-0
Boise State	0-0-0-0	1-8-0-8	DNP	0-0-0-0	0-0-0-0	0-0-0-0	0-0-0-0
at Louisiana Tech	0-0-0-0	1-7-0-7	DNP	0-0-0-0	0-0-0-0	0-0-0-0	0-0-0-0

2008 NEVADA WOLF PACK FOOTBALL - GAME-BY-GAME STATISTICS

NEVADA TOTALS

	Rushing	Passing	Total Offense	First Downs To (R-Pa-Pn)	Poss. Time	TOs (Fum.-Lost)	Penalties	Points
Grambling State	53-426-7	18-32-1-203-0	85-629	29 (18-11-0)	28:59	3 (2-2)	7-73	49
#12/13 Texas Tech	47-224-0	23-34-1-264-1	82-488	28 (12-13-3)	35:54	2 (1-1)	4-40	19
at #6/6 Missouri	44-182-1	21-40-1-180-1	84-362	22 (11-11-0)	36:43	1 (0-0)	7-55	17
at UNLV	58-444-5	11-16-0-176-2	74-620	27 (20-6-1)	36:19	1 (1-1)	9-66	49
at Idaho	47-264-5	19-24-0-243-2	71-507	27 (18-8-1)	29:15	2 (3-2)	8-66	49
New Mexico State	42-313-3	15-26-1-194-3	83-513	28 (16-10-2)	28:44	3 (3-2)	7-64	45
Utah State	42-284-4	14-28-2-239-1	70-523	22 (14-8-0)	29:48	4 (2-2)	9-79	44
at Hawai'i	40-308-2	14-28-0-173-2	68-481	21 (12-8-1)	28:55	2 (3-2)	7-31	31
at Fresno State	61-472-4	7-17-0-128-1	78-600	29 (22-6-1)	37:50	0 (0-0)	8-79	41
San Jose State	49-333-4	15-31-0-192-1	80-525	23 (14-7-2)	36:23	0 (0-0)	9-85	41
Boise State	35-158-1	19-51-0-241-1	86-385	18 (7-9-2)	31:35	0 (0-0)	4-25	34
at Louisiana Tech	42-103-1	24-42-1-397-4	84-500	29 (5-19-5)	34:01	2 (1-1)	6-45	35

OPPONENT TOTALS

	Rushing	Passing	Total Offense	First Downs To (R-Pa-Pn)	Poss. Time	TOs (Fum.-Lost)	Penalties	Points
Grambling State	40-5-0	13-27-2-225-1	67-230	10 (4-5-1)	31:01	2 (2-0)	2-5	13
#12/13 Texas Tech	22-124-3	19-46-2-297-1	68-421	20 (10-9-1)	23:13	2 (1-0)	9-81	35
at #6/6 Missouri	29-132-3	27-36-0-519-5	65-651	25 (2-20-3)	21:50	0 (0-0)	5-50	69
at UNLV	23-54-0	18-31-1-327-3	61-381	18 (5-11-2)	23:41	2 (4-1)	9-58	27
at Idaho	28-24-0	22-47-1-292-2	75-316	17 (3-13-1)	30:45	1 (2-0)	8-65	14
New Mexico State	36-104-2	28-47-1-409-3	83-513	28 (6-20-2)	31:16	1 (1-0)	6-39	48
Utah State	37-71-0	19-39-1-262-2	76-333	16 (4-10-2)	30:12	2 (2-1)	11-85	17
at Hawai'i	28-42-0	23-36-2-289-3	64-331	17 (3-12-2)	31:05	2 (2-0)	7-50	38
at Fresno State	16-106	23-43-2-260-2	59-366	21 (6-11-4)	22:05	4 (2-2)	8-57	28
San Jose State	16(-23)-0	20-41-0-301-2	57-278	11 (0-10-1)	23:37	1 (3-1)	6-45	17
Boise State	26-70-2	29-48-3-414-3	74-484	22 (3-19-0)	28:25	4 (2-1)	5-50	41
at Louisiana Tech	37-185-2	17-31-0-258-2	68-443	25 (12-13-0)	25:59	1 (1-1)	6-65	31

INSIDE THE RED ZONE

	Nevada					Opponent				
	Inside 20	TDs	FGs	Score	Pct.	Inside 20	TDs	FGs	Score	Pct.
Grambling State	7	5	0	5	.714	4	0	0	0	.000
#12/13 Texas Tech	5	0	3	3	.600	3	2	0	2	.667
at #6/6 Missouri	2	1	1	2	1.000	5	3	2	5	1.000
at UNLV	4	3	0	3	.750	2	2	0	2	1.000
at Idaho	6	6	0	6	1.000	4	2	0	2	.500
New Mexico State	6	5	0	5	.833	8	5	2	7	.875
Utah State	4	3	1	4	1.000	1	1	0	1	1.000
at Hawai'i	2	1	1	2	1.000	2	2	0	2	1.000
at Fresno State	7	3	2	5	.714	1	1	0	1	1.000
San Jose State	5	3	2	5	1.000	3	2	0	2	.667
Boise State	3	1	2	3	1.000	5	4	1	5	1.000
at Louisiana Tech	3	2	0	2	.667	4	2	1	3	.750
Totals	54	34	11	45	.833	42	26	6	34	.810

Field Goal Attempts (Made field goals in parentheses)

	Nevada	Opponents
Grambling State	-	26*
#12/13 Texas Tech	(27), 42, (26), (43), (31), 44	28*
at #6/6 Missouri	(31)	(27), (24)
at UNLV	-	(47), (52)
at Idaho	-	39*
New Mexico State	(41)	22, (29), (18)
Utah State	(26)	(42)
at Hawai'i	(32)	(41)
at Fresno State	32, (34), (20)	-
San Jose State	(35), (33)	(44)
Boise State	(25), (25)	(34), (50), 48
at Louisiana Tech	-	(22)

Numbers in parentheses indicate made field goal

All Nevada's field goals kicked by Brett Jaekle

* - blocked kick

Turnover Results

Nevada	2008 Turnovers Result for Opponent...	Opp
13	Points	22
52	TD	76
7	FG	10
1	Punt	2
5	Turnover	5
1	Missed FG	1
0	TO on Downs	0
4	Safety	2
0	End of Half/Game	0
2		1

2008 NEVADA WOLF PACK FOOTBALL - GAME-BY-GAME STARTERS & SCORING BY QUARTER

NEVADA STARTERS

OFFENSE	ST	SG	C	WG	WT	TE	Z	X	F	RB	QB
Grambling State	Gallett	Eskew	Catapano	Hall	Durham	Bohr	Mitchell	Wellington	V. Green*	Lippincott	Kaepernick
#12/13 Texas Tech	Gallett	D. Green	Catapano	Hall	Durham	Bohr	Mitchell	Wellington	V. Green*	Lippincott	Kaepernick
at #6/6 Missouri	Gallett	D. Green	Catapano	Hall	Durham	Bohr	Mitchell	Wellington	V. Green*	Taua	Kaepernick
at UNLV	Gallett	Bender	D. Green	Hall	Durham	Bohr	Mitchell	Wellington	McCoy	Taua	Kaepernick
at Idaho	Gallett	Bender	D. Green	Hall	Durham	Bohr	Mitchell	Wellington	McCoy	Taua	Kaepernick
New Mexico State	Gallett	Bender	D. Green	Hall	Durham	Bohr	Mitchell	Wellington	McCoy	Taua	Kaepernick
Utah State	Gallett	Bender	D. Green	Ackerman	Durham	Bohr	Mitchell	V. Green*	McCoy	Taua	Graziano
at Hawai'i	Gallett	Bender	D. Green	Ackerman	Durham	Bohr	Mitchell	Wellington	McCoy	Taua	Kaepernick
at Fresno State	Gallett	Eskew	D. Green	Ackerman	Durham	Bohr	Mitchell	Wellington	V. Green*	Taua	Kaepernick
San Jose State	Gallett	Eskew	D. Green	Ackerman	Durham	V. Green	Mitchell	Wellington	McCoy	Taua	Kaepernick
Boise State	Gallett	Bender	D. Green	Ackerman	Durham	V. Green	Mitchell	Wellington	McCoy	Taua	Kaepernick
at Louisiana Tech	Gallett	Eskew	D. Green	Ackerman	Durham	V. Green	Mitchell	Wellington	McCoy	Taua	Kaepernick

DEFENSE	LE	LT	RT	RE	SLB	MLB	WLB	CB	SS	FS	CB
Grambling State	Moch	Clifton	N. Agaiava	Coulson	J. Johnson	Mauga	Marshall	Thompson	Amaya	Anyanwu	Evans
#12/13 Texas Tech	Moch	Clifton	N. Agaiava	Coulson	J.M. Johnson	Mauga	Marshall	Thompson	Amaya	Anyanwu	Evans
at #6/6 Missouri	Moch	Clifton	Grimes*	Basped	J. Johnson	Mauga	Marshall	Thompson	Amaya	Anyanwu	Evans
at UNLV	Coulson	Clifton	N. Agaiava	Basped	J.M. Johnson	Mauga	Marshall	Thompson	Amaya	Anyanwu	Miller
at Idaho	Moch	Clifton	N. Agaiava	Basped	J. Johnson	Mauga	Bethea	Thompson	Amaya	Anyanwu	Miller
New Mexico State	Moch	Coulson	N. Agaiava	Basped	J.M. Johnson	Mauga	Bethea	Thompson	Amaya	Anyanwu	Miller
Utah State	Moch	Clifton	N. Agaiava	Coulson	J.M. Johnson	Mauga	Bethea	Thompson	Amaya	Anyanwu	Evans
at Hawai'i	Moch	Clifton	N. Agaiava	Basped	J.M. Johnson	Silva-Purcell	J. Johnson	Thompson	Amaya	Anyanwu	Evans
at Fresno State	Moch	Clifton	N. Agaiava	Basped	J.M. Johnson	J. Johnson	Marshall	Thompson	Amaya	Anyanwu	Evans
San Jose State	Moch	Clifton	N. Agaiava	Basped	Mauga	J. Johnson	Marshall	Thompson	Amaya	Anyanwu	Harvey
Boise State	Moch	Clifton	N. Agaiava	Basped	Mauga	J. Johnson	J.M. Johnson	Thompson	Amaya	Anyanwu	Frey
at Louisiana Tech	Moch	Clifton	N. Agaiava	Basped	Mauga	J. Johnson	J.M. Johnson	Thompson	Amaya	Anyanwu	Frey

* started due to formation

SCORING BY QUARTER

Nevada							Opponent						
Game	1	2	3	4	OT	Total	Game	1	2	3	4	OT	Total
Grambling State	14	7	14	14	-	49	Grambling State	0	0	7	6	-	13
#12/13 Texas Tech	3	6	3	7	-	19	#12/13 Texas Tech	7	7	7	14	-	35
at #6/6 Missouri	7	10	0	0	-	17	at #6/6 Missouri	17	21	21	10	-	69
at UNLV	7	21	7	14	-	49	at UNLV	17	3	7	0	-	27
at Idaho	7	14	7	21	-	49	at Idaho	0	0	7	7	-	14
New Mexico State	10	14	14	7	-	45	New Mexico State	7	14	17	10	-	48
Utah State	6	14	10	14	-	44	Utah State	0	7	3	7	-	17
at Hawai'i	7	3	7	14	-	31	at Hawai'i	7	7	10	14	-	38
at Fresno State	7	10	14	10	-	41	at Fresno State	7	0	14	7	-	28
San Jose State	3	14	14	10	-	41	San Jose State	0	3	14	0	-	17
Boise State	0	3	21	10	-	34	Boise State	14	10	7	10	-	41
at Louisiana Tech	0	7	14	14	-	35	at Louisiana Tech	7	10	14	0	-	34

2008 NEVADA WOLF PACK FOOTBALL - NEVADA SCORING DRIVES

Grambling State

Qtr.	Plays	Yds.	TOP	Score
1	2	6	0:30	Kaepernick 7yd run (Jaekle PAT)
1	4	40	1:01	Kaepernick 19yd run (Jaekle PAT)
2	5	74	1:42	Taua 1yd run (Jaekle PAT)
3	9	73	3:37	Taua 4yd run (Jaekle PAT)
3	6	55	2:43	Kaepernick 28yd run (Jaekle PAT)
4	4	78	1:26	Lippincott 4yd run (Jaekle PAT)
4	6	53	2:52	Fragger 31yd run (Jaekle PAT)

Utah State

Qtr.	Plays	Yds.	TOP	Score
1	6	60	1:49	Taua 26yd run (kick failed)
2	1	19	0:08	Kaepernick 19yd run (Jaekle PAT)
2	6	68	1:16	McCoy 10yd run (Jaekle PAT)
3	12	52	6:43	Jaekle 26yd field goal
3	1	70	0:09	Mitchell 75yd pass from Kaepernick (Jaekle PAT)
4	9	77	4:03	Kaepernick 1yd run (Jaekle PAT)
4	-	-	-	Silva-Purcell 47yd interception return (Jaekle PAT)

#12/13 Texas Tech

Qtr.	Plays	Yds.	TOP	Score
1	5	20	2:02	Jaekle 27yd field goal
2	12	47	6:10	Jaekle 26yd field goal
2	6	70	0:00	Jaekle 43yd field goal
3	5	15	1:52	Jaekle 31yd field goal
4	4	65	0:55	Mitchell 48yd pass from Kaepernick (Jaekle PAT)

at Hawai'i

Qtr.	Plays	Yds.	TOP	Score
1	3	7	1:21	Kaepernick 61yd run (Jaekle PAT)
2	12	58	4:24	Jaekle 32yd field goal
3	1	79	0:14	Taua 79yd run (Jaekle PAT)
4	10	76	4:18	Mitchell 5yd pass from Kaepernick (Jaekle PAT)
4	5	80	0:53	Wellington 34yd pass from Kaepernick (Jaekle PAT)

at #6/6 Missouri

Qtr.	Plays	Yds.	TOP	Score
1	12	81	4:24	Kaepernick 1yd run (Jaekle PAT)
2	17	62	8:07	Jaekle 31yd field goal
2	6	66	1:25	Mitchell 42yd pass from Kaepernick (Jaekle PAT)

at Fresno State

Qtr.	Plays	Yds.	TOP	Score
1	8	66	2:58	Kaepernick 16yd run (Jaekle PAT)
2	8	63	3:08	McCoy 36yd (Jaekle PAT)
2	11	66	5:27	Jaekle 34yd field goal
3	6	79	3:24	Kaepernick 2yd run (Jaekle PAT)
3	2	72	0:30	Randall 15yd run (Jaekle PAT)
4	12	74	5:29	Taua 25yd run (Jaekle PAT)
4	7	37	4:07	Jaekle 20yd field goal

at UNLV

Qtr.	Plays	Yds.	TOP	Score
1	5	80	2:58	Wellington 70yd pass from Kaepernick (Jaekle PAT)
2	6	58	2:12	Kaepernick 4yd run (Jaekle PAT)
2	3	40	0:27	Green 40yd pass from Kaepernick (Jaekle PAT)
2	9	82	4:39	Randall 7yd run (Jaekle PAT)
3	1	66	0:12	Kaepernick 66yd run (Jaekle PAT)
4	12	82	4:32	Taua 4yd run (Jaekle PAT)
4	3	35	1:28	Kaepernick 38yd run (Jaekle PAT)

San Jose State

Qtr.	Plays	Yds.	TOP	Score
1	8	32	3:45	Jaekle 35yd field goal
2	4	44	1:57	Kaepernick 7yd run (Jaekle PAT)
2	4	72	1:08	Taua 57yd run (Jaekle PAT)
3	8	84	2:39	Randall 5yd run (Jaekle PAT)
3	11	81	5:30	Mitchell 31yd pass from Kaepernick (Jaekle PAT)
4	5	11	1:49	Jaekle 33yd field goal
4	8	46	3:59	Kaepernick 6yd run (Jaekle PAT)

at Idaho

Qtr.	Plays	Yds.	TOP	Score
1	11	78	4:51	Taua 3yd run (Jaekle PAT)
2	1	1	0:07	Taua 1yd run (Jaekle PAT)
2	13	96	5:56	Kaepernick 18yd run (Jaekle PAT)
3	3	61	1:07	Mitchell 48yd pass from Kaepernick (Jaekle PAT)
4	10	58	3:05	Wellington 10yd pass from Kaepernick (Jaekle PAT)
4	6	76	2:31	Taua 3yd run (Jaekle PAT)
4	2	23	0:19	Randall 1yd run (Jaekle kick)

Boise State

Qtr.	Plays	Yds.	TOP	Score
2	12	72	4:79	Jaekle 25yd field goal
3	-	-	-	Je. Johnson 28yd interception return (Jaekle PAT)
3	3	80	1:12	Taua 31yd run (Jaekle PAT)
3	-	-	-	Mauga 46yd interception return (Jaekle PAT)
4	8	80	2:44	Mitchell 9yd pass from Kaepernick (Jaekle PAT)
4	8	51	2:00	Jaekle 25yd field goal

New Mexico State

Qtr.	Plays	Yds.	TOP	Score
1	5	64	2:10	Kaepernick 32yd run (Jaekle PAT)
1	11	59	5:50	Jaekle 41yd field goal
2	7	58	3:36	Taua 8yd run (Jaekle PAT)
2	9	77	3:41	Taua 3yd run (Jaekle PAT)
3	7	69	2:44	Taua 5yd pass from Kaepernick (Jaekle PAT)
3	2	14	0:52	Taua 16yd pass from Kaepernick (Jaekle PAT)
4	8	77	2:29	Wellington 19yd pass from Kaepernick (Jaekle PAT)

at Louisiana Tech

Qtr.	Plays	Yds.	TOP	Score
2	9	52	3:56	Wellington 9yd pass from Kaepernick (Jaekle PAT)
3	8	85	2:54	Mitchell 62yd pass from Kaepernick (Jaekle PAT)
3	9	71	3:22	Mitchell 18yd pass from Kaepernick (Jaekle PAT)
4	10	75	3:11	McCoy 27yd pass from Kaepernick (Jaekle PAT)
4	4	80	1:09	Taua 22yd run (Jaekle PAT)

DRIVE SUPERLATIVES

Longest Scoring Drive

By No. of Plays

By No. of Yards

By Time of Possession

Nevada

17 (62y, 8:07) at Missouri

96y (13p, 5:56) at Idaho

8:07 (17p, 62y) at Missouri

Opponents

12 (56y, 5:17) by New Mexico State

93y (4p, 1:45) by Texas Tech

5:50 (11p, 45y) by UNLV

2008 Nevada Football
Nevada Overall Team Statistics (as of Dec 18, 2008)
All games

Team Statistics	NEVADA	OPP
SCORING	454	378
Points Per Game	37.8	31.5
FIRST DOWNS	303	230
Rushing	169	58
Passing	116	153
Penalty	18	19
RUSHING YARDAGE	3497	894
Yards gained rushing	3782	1334
Yards lost rushing	285	440
Rushing Attempts	560	338
Average Per Rush	6.2	2.6
Average Per Game	291.4	74.5
TDs Rushing	37	14
PASSING YARDAGE	2630	3853
Att-Comp-Int	369-200-7	479-258-15
Average Per Pass	7.1	8.0
Average Per Catch	13.1	14.9
Average Per Game	219.2	321.1
TDs Passing	19	29
TOTAL OFFENSE	6127	4747
Total Plays	929	817
Average Per Play	6.6	5.8
Average Per Game	510.6	395.6
KICK RETURNS: #-Yards	54-1031	63-1621
PUNT RETURNS: #-Yards	26-163	31-290
INT RETURNS: #-Yards	15-194	7-127
KICK RETURN AVERAGE	19.1	25.7
PUNT RETURN AVERAGE	6.3	9.4
INT RETURN AVERAGE	12.9	18.1
FUMBLES-LOST	19-14	22-7
PENALTIES-Yards	85-718	82-650
Average Per Game	59.8	54.2
PUNTS-Yards	57-2445	57-2474
Average Per Punt	42.9	43.4
Net punt average	35.0	38.8
TIME OF POSSESSION/Game	32:52	26:56
3RD-DOWN Conversions	73/182	68/175
3rd-Down Pct	40%	39%
4TH-DOWN Conversions	13/25	8/27
4th-Down Pct	52%	30%
SACKS BY-Yards	34-244	16-129
MISC YARDS	60	-54
TOUCHDOWNS SCORED	59	49
FIELD GOALS-ATTEMPTS	14-17	12-18
ON-SIDE KICKS	1-3	0-1
RED-ZONE SCORES	45-54 83%	32-42 76%
RED-ZONE TOUCHDOWNS	33-54 61%	26-42 62%
PAT-ATTEMPTS	58-59 98%	48-49 98%
ATTENDANCE	114259	192979
Games/Avg Per Game	6/19043	6/32163
Neutral Site Games		0/0

Score by Quarters	1st	2nd	3rd	4th	OT	Total
Nevada	71	123	125	135	0	454
Opponents	83	82	128	85	0	378

2008 Nevada Football
Nevada Overall Individual Statistics (as of Dec 18, 2008)
All games

Rushing	gp	att	gain	loss	net	avg	td	lg	avg/g
Taua, Vai	12	213	1460	40	1420	6.7	14	79	118.3
Kaepernick, C.	12	152	1261	146	1115	7.3	16	66	92.9
Randall, C.	12	66	337	10	327	5.0	4	18	27.2
Fragger, B.	5	30	196	0	196	6.5	1	31	39.2
Mark, Lampford	6	43	193	11	182	4.2	0	22	30.3
Lippincott, L.	2	17	106	2	104	6.1	1	33	52.0
Mitchell, Marko	12	4	59	14	45	11.2	0	31	3.8
McCoy, Mike	12	7	44	3	41	5.9	1	12	3.4
Wellington, C.	12	4	28	1	27	6.8	0	13	2.2
King Jr., A.	9	4	23	1	22	5.5	0	12	2.4
Green, Virgil	12	2	18	0	18	9.0	0	14	1.5
Session, Tray	4	1	17	0	17	17.0	0	17	4.2
Graziano, Nick	5	8	38	28	10	1.2	0	22	2.0
Anderson, Shane	5	2	2	5	-3	-1.5	0	2	-0.6
Team	11	7	0	24	-24	-3.4	0	0	-2.2
Total	12	560	3782	285	3497	6.2	37	79	291.4
Opponents	12	338	1334	440	894	2.6	14	66	74.5

Passing	gp	effic	comp-att-int	pct	yds	td	lg	avg/g
Kaepernick, C.	12	132.42	184-336-5	54.8	2479	19	75	206.6
Graziano, Nick	5	77.27	15-30-2	50.0	145	0	16	29.0
Collis, Luke	10	0.00	0-1-0	0.0	0	0	0	0.0
Team	11	0.00	0-1-0	0.0	0	0	0	0.0
Lantrip, Tyler	3	150.40	1-1-0	100.0	6	0	6	2.0
Total	12	127.27	200-369-7	54.2	2630	19	75	219.2
Opponents	12	135.15	258-479-15	53.9	3853	29	82	321.1

Receiving	gp	no.	yds	avg	td	lg	avg/g
Mitchell, Marko	12	56	1011	18.1	9	75	84.2
McCoy, Mike	12	40	420	10.5	2	36	35.0
Wellington, C.	12	39	618	15.8	5	70	51.5
Taua, Vai	12	29	226	7.8	2	54	18.8
Green, Virgil	12	14	164	11.7	1	40	13.7
King Jr., A.	9	8	59	7.4	0	9	6.6
Fragger, B.	5	4	32	8.0	0	14	6.4
Lippincott, L.	2	2	33	16.5	0	24	16.5
Randall, C.	12	2	19	9.5	0	17	1.6
Mark, Lampford	6	2	18	9.0	0	11	3.0
Bohr, Kevin	9	1	13	13.0	0	13	1.4
Puloka Jr., T.	9	1	9	9.0	0	9	1.0
Session, Tray	4	1	6	6.0	0	6	1.5
Fludd, Brian	11	1	2	2.0	0	2	0.2
Total	12	200	2630	13.1	19	75	219.2
Opponents	12	258	3853	14.9	29	82	321.1

Punt Returns	no.	yds	avg	td	lg
Thompson, A.	17	83	4.9	0	15
Sanders, Dwayne	6	21	3.5	0	7
Amaya, Jonathon	3	59	19.7	0	38
Total	26	163	6.3	0	38
Opponents	31	290	9.4	1	86

Interceptions	no.	yds	avg	td	lg
Harvey, Mo	3	40	13.3	0	20
Amaya, Jonathon	3	0	0.0	0	0
Grimes, Kevin	2	6	3.0	0	6
Johnson, J.M.	1	5	5.0	0	5
Thompson, A.	1	0	0.0	0	0
Anyanwu, Uche	1	0	0.0	0	0
Mauga, Joshua	1	46	46.0	1	46
Marshall, B.	1	22	22.0	0	22
Johnson, J.	1	28	28.0	1	28
Silva-Purcell, J	1	47	47.0	1	47
Total	15	194	12.9	3	47
Opponents	7	127	18.1	2	61

Kick Returns	no.	yds	avg	td	lg
Fludd, Brian	24	530	22.1	0	41
Wellington, C.	11	172	15.6	0	27
Fragger, B.	9	160	17.8	0	26
Sanders, Dwayne	5	126	25.2	0	34
Green, Deantae	1	9	9.0	0	9
King Jr., A.	1	23	23.0	0	23
Easter, Joe	1	11	11.0	0	11
Puloka Jr., T.	1	0	0.0	0	0
McIntosh, Andy	1	0	0.0	0	0
Total	54	1031	19.1	0	41
Opponents	63	1621	25.7	1	92

Fumble Returns	no.	yds	avg	td	lg
Total	0	0	0.0	0	0
Opponents	5	156	31.2	2	83

2008 Nevada Football
Nevada Overall Individual Statistics (as of Dec 18, 2008)
All games

Scoring	td	fg	PAT				dpx	saf	pts
			kick	rush	rcv	pass			
Jaekle, Brett	-	14-17	58-58	-	-	-	-	-	100
Kaepernick, C.	16	-	-	-	-	-	-	-	96
Taua, Vai	16	-	-	-	-	-	-	-	96
Mitchell, Marko	9	-	-	-	-	-	-	-	54
Wellington, C.	5	-	-	-	-	-	-	-	30
Randall, C.	4	-	-	-	-	-	-	-	24
McCoy, Mike	3	-	-	-	-	-	-	-	18
Lippincott, L.	1	-	-	-	-	-	-	-	6
Green, Virgil	1	-	-	-	-	-	-	-	6
Fragger, B.	1	-	-	-	-	-	-	-	6
Johnson, J.	1	-	-	-	-	-	-	-	6
Silva-Purcell, J	1	-	-	-	-	-	-	-	6
Mauga, Joshua	1	-	-	-	-	-	-	-	6
Team	-	-	0-1	-	-	-	-	-	0
Total	59	14-17	58-59	-	-	-	-	-	454
Opponents	49	12-18	48-49	-	-	-	-	-	378

Total Offense	g	plays	rush	pass	total	avg/g
Kaepernick, C.	12	488	1115	2479	3594	299.5
Taua, Vai	12	213	1420	0	1420	118.3
Randall, C.	12	66	327	0	327	27.2
Fragger, B.	5	30	196	0	196	39.2
Mark, Lampford	6	43	182	0	182	30.3
Graziano, Nick	5	38	10	145	155	31.0
Lippincott, L.	2	17	104	0	104	52.0
Mitchell, Marko	12	4	45	0	45	3.8
McCoy, Mike	12	7	41	0	41	3.4
Wellington, C.	12	4	27	0	27	2.2
King Jr., A.	9	4	22	0	22	2.4
Green, Virgil	12	2	18	0	18	1.5
Session, Tray	4	1	17	0	17	4.2
Lantrip, Tyler	3	1	0	6	6	2.0
Anderson, Shane	5	2	-3	0	-3	-0.6
Team	11	8	-24	0	-24	-2.2
Total	12	929	3497	2630	6127	510.6
Opponents	12	817	894	3853	4747	395.6

Field Goals	fg	pct.	01-19	20-29	30-39	40-49	50-99	lg	blk
Jaekle, Brett	14-17	82.4	0-0	6-6	6-7	2-4	0-0	43	0

FG Sequence	Nevada	Opponents
Grambling State	-	26
Texas Tech	(27),42,(26),(43),(31),44	28
Missouri	(31)	(27),(24)
UNLV	-	(47),(52)
University of Idaho	-	39
NMSU	(41)	22,(29),(18)
Utah State	(26)	(42)
Hawai'i	(32)	(41)
Fresno State	32,(34),(20)	-
SJSU	(35),(33)	(44)
BSU	(25),(25)	(34),(50),48
Louisiana Tech	-	48,(22)

Punting	no.	yds	avg	lg	tb	fc	i20	50+	blk
Langley, Brad	42	1850	44.0	77	7	6	10	9	0
Jaekle, Brett	14	595	42.5	53	1	0	2	4	0
Team	1	0	0.0	0	0	0	0	0	1
Total	57	2445	42.9	77	8	6	12	13	1
Opponents	57	2474	43.4	61	5	7	16	13	0

Kickoffs	no.	yds	avg	tb	ob	retn	net	ydln
Jaekle, Brett	80	5074	63.4	15	2			
Total	80	5074	63.4	15	2	25.7	39.4	30
Opponents	72	4511	62.7	15	2	19.1	44.2	25

Numbers in (parentheses) indicate field goal was made.

2008 Nevada Football
Nevada Overall Individual Statistics (as of Dec 18, 2008)
All games

<u>All Purpose</u>	<u>g</u>	<u>rush</u>	<u>rcv</u>	<u>pr</u>	<u>kr</u>	<u>ir</u>	<u>total</u>	<u>avg/g</u>
Taua, Vai	12	1420	226	0	0	0	1646	137.2
Kaepernick, C.	12	1115	0	0	0	0	1115	92.9
Mitchell, Marko	12	45	1011	0	0	0	1056	88.0
Wellington, C.	12	27	618	0	172	0	817	68.1
Fludd, Brian	11	0	2	0	530	0	532	48.4
McCoy, Mike	12	41	420	0	0	0	461	38.4
Fragger, B.	5	196	32	0	160	0	388	77.6
Randall, C.	12	327	19	0	0	0	346	28.8
Mark, Lampford	6	182	18	0	0	0	200	33.3
Green, Virgil	12	18	164	0	0	0	182	15.2
Sanders, Dwayn	6	0	0	21	126	0	147	24.5
Lippincott, L.	2	104	33	0	0	0	137	68.5
King Jr., A.	9	22	59	0	23	0	104	11.6
Thompson, A.	12	0	0	83	0	0	83	6.9
Amaya, Jonatho	12	0	0	59	0	0	59	4.9
Silva-Purcell, J	11	0	0	0	0	47	47	4.3
Mauga, Joshua	12	0	0	0	0	46	46	3.8
Harvey, Mo	11	0	0	0	0	40	40	3.6
Johnson, J.	12	0	0	0	0	28	28	2.3
Session, Tray	4	17	6	0	0	0	23	5.8
Marshall, B.	11	0	0	0	0	22	22	2.0
Bohr, Kevin	9	0	13	0	0	0	13	1.4
Easter, Joe	11	0	0	0	11	0	11	1.0
Graziano, Nick	5	10	0	0	0	0	10	2.0
Green, Deantae	9	0	0	0	9	0	9	1.0
Puloka Jr., T.	9	0	9	0	0	0	9	1.0
Grimes, Kevin	12	0	0	0	0	6	6	0.5
Johnson, J.M.	12	0	0	0	0	5	5	0.4
Anderson, Shan	5	-3	0	0	0	0	-3	-0.6
Team	11	-24	0	0	0	0	-24	-2.2
Total	12	3497	2630	163	1031	194	7515	626.2
Opponents	12	894	3853	290	1621	127	6785	565.4

2008 Nevada Football
Nevada Overall Defensive Statistics (as of Dec 18, 2008)
All games

##	Defensive Leaders	gp	Tackles			tfl/yds	Sacks no-yds	Pass defense			Fumbles		blkd	
			ua	a	tot			int-yds	brup	qbh	rcv-yds	ff	kick	saf
17	Anyanwu, Uche	12	46	19	65	2.0-5	.	1-0	3	.	1-0	1	.	.
49	Amaya, Jonathon	12	44	18	62	1.5-2	.	3-0	6
30	Mauga, Joshua	12	32	22	54	7.5-29	3.5-21	1-46	.	.	.	1	.	.
99	Basped, Kevin	12	35	12	47	18.5-82	10.0-63	.	3	.	.	3	.	.
20	Grimes, Kevin	12	30	15	45	1.0-1	.	2-6	3
55	Moch, Dontay	12	28	17	45	15.5-99	9.5-80	.	2	.	.	2	.	.
52	Johnson, J.M.	12	26	16	42	12.0-32	1.5-4	1-5	1	1	.	1	.	.
54	Johnson, J.	12	24	11	35	5.0-21	0.5-7	1-28	1	.	1-0	.	.	.
45	Thompson, A.	12	22	10	32	1.0-5	.	1-0	8
33	Marshall, B.	11	21	11	32	8.5-47	2.0-19	1-22	2
94	Clifton, M.	12	16	14	30	2.5-4	0.5-2	.	4	.	1-0	.	1	.
28	Evans, Mike	11	23	7	30	1.0-1	.	.	3	.	.	1	.	.
36	Bethea, Mike	8	18	10	28	4.5-10	1.0-7	.	1	.	1-0	.	.	.
3	Liranzo, Adam	11	15	8	23	4.5-30	3.0-27	.	.	1
25	Harvey, Mo	11	15	4	19	.	.	3-40	4	.	.	1	1	.
32	Frey, Isaiah	11	12	6	18	1.5-6	.	.	2
38	Bayne, Cameron	12	11	6	17	0.5-5
40	Silva-Purcell,J	11	10	4	14	.	.	1-47
47	Roy, Brett	10	7	4	11	1.0-3	.	.	.	1	.	1	.	.
58	Coulson, Ryan	7	4	7	11	1.5-7	0.5-4	1	.
90	Slack, Chris	11	6	4	10	1.0-3	1-0	.	.	.
11	McIntosh, Andy	10	5	4	9	0.5-6
22	Easter, Joe	11	5	3	8	.	.	.	1	.	1-0	.	.	.
95	Agaiava, Nate	11	3	5	8	1.0-1	.	.	1
6	Miller, Doyle	8	7	.	7	.	.	.	3
84	Fludd, Brian	11	4	1	5
81	Hill, Daryll	8	5	.	5	2.0-12	1.0-8	1	.	.
13	Jaekle, Brett	12	1	2	3
93	Madonick, Zack	6	3	.	3	1.0-2	1.0-2
31	Ott, Jonathan	6	1	1	2	1.0-6
42	Bohr, Kevin	9	1	1	2
12	King Jr., A.	9	1	.	1
15	Collis, Luke	10	1	.	1
91	Frisbie, Scott	5	.	1	1	0.5-1
14	Wellington, C.	12	.	1	1
26	Denton, Mose	1	1	.	1
TM	Team	11	1	.	1
35	Randall, C.	12	1	.	1
23	Anderson, Shane	5	1	.	1
63	Ackerman, K.	9	1	.	1
62	Bender, John	10	1	.	1
5	Brown, Thaddeus	1	.	1	1
Total		12	488	245	733	96-420	34-244	15-194	48	3	6-0	12	3	.
Opponents		12	582	324	906	67-271	16-129	7-127	34	11	14-156	10	1	.

2008 Nevada Football
Nevada Combined Team Statistics (as of Dec 18, 2008)
All games

Date	Opponent	Score	Att.
Aug 30, 2008	GRAMBLING STATE	W 49-13	22772
Sep 06, 2008	TEXAS TECH	L 19-35	24453
Sep 13, 2008	at #6 Missouri	L 17-69	54202
Sep 27, 2008	at UNLV	W 49-27	33078
* Oct 04, 2008	at University of Idaho	W 49-14	15013
* Oct 11, 2008	NMSU	L 45-48	12475
* Oct 18, 2008	UTAH STATE	W 44-17	13159
* Oct 25, 2008	at Hawai'i	L 31-38	40225
* Nov 07, 2008	at Fresno State	W 41-28	33207
* Nov 15, 2008	SJSU	W 41-17	14343
* Nov 22, 2008	BSU	L 34-41	27057
* Nov 29, 2008	at Louisiana Tech	W 35-31	17254

Record:	Overall	Home	Away	Neutral
All games	7-5	3-3	4-2	0-0
Conference	5-3	2-2	3-1	0-0
Non-Conference	2-2	1-1	1-1	0-0

Team Statistics	NEVADA	OPP
FIRST DOWNS	303	230
Rushing	169	58
Passing	116	153
Penalty	18	19
RUSHING YARDAGE	3497	894
Rushing Attempts	560	338
Average Per Rush	6.2	2.6
Average Per Game	291.4	74.5
TDs Rushing	37	14
PASSING YARDAGE	2630	3853
Att-Comp-Int	369-200-7	479-258-15
Average Per Pass	7.1	8.0
Average Per Catch	13.1	14.9
Average Per Game	219.2	321.1
TDs Passing	19	29
TOTAL OFFENSE	6127	4747
Average Per Play	6.6	5.8
Average Per Game	510.6	395.6
KICK RETURNS: #-Yards	54-1031	63-1621
PUNT RETURNS: #-Yards	26-163	31-290
INT RETURNS: #-Yards	15-194	7-127
FUMBLES-LOST	19-14	22-7
PENALTIES-Yards	85-718	82-650
PUNTS-AVG	57-42.9	57-43.4
TIME OF POSSESSION/Game	32:52	26:56
3RD-DOWN Conversions	73/182	68/175
4TH-DOWN Conversions	13/25	8/27

Rushing	gp	att	gain	loss	net	avg	td	lg	avg/g
Taua, Vai	12	213	1460	40	1420	6.7	14	79	118.3
Kaepernick, C.	12	152	1261	146	1115	7.3	16	66	92.9
Randall, C.	12	66	337	10	327	5.0	4	18	27.2
Fragger, B.	5	30	196	0	196	6.5	1	31	39.2
Mark, Lampford	6	43	193	11	182	4.2	0	22	30.3
Lippincott, L.	2	17	106	2	104	6.1	1	33	52.0
Mitchell, Marko	12	4	59	14	45	11.2	0	31	3.8
McCoy, Mike	12	7	44	3	41	5.9	1	12	3.4
Wellington, C.	12	4	28	1	27	6.8	0	13	2.2
King Jr., A.	9	4	23	1	22	5.5	0	12	2.4
Green, Virgil	12	2	18	0	18	9.0	0	14	1.5
Session, Tray	4	1	17	0	17	17.0	0	17	4.2
Graziano, Nick	5	8	38	28	10	1.2	0	22	2.0
Anderson, Shane	5	2	2	5	-3	-1.5	0	2	-0.6
Team	11	7	0	24	-24	-3.4	0	0	-2.2
Total	12	560	3782	285	3497	6.2	37	79	291.4
Opponents	12	338	1334	440	894	2.6	14	66	74.5

Passing	gp	effic	comp-att-int	pct	yds	td	lg	avg/g
Kaepernick, C.	12	132.42	184-336-5	54.8	2479	19	75	206.6
Graziano, Nick	5	77.27	15-30-2	50.0	145	0	16	29.0
Lantrip, Tyler	3	150.40	1-1-0	100.0	6	0	6	2.0
Collis, Luke	10	0.00	0-1-0	0.0	0	0	0	0.0
Team	11	0.00	0-1-0	0.0	0	0	0	0.0
Total	12	127.27	200-369-7	54.2	2630	19	75	219.2
Opponents	12	135.15	258-479-15	53.9	3853	29	82	321.1

Receiving	gp	no.	yds	avg	td	lg	avg/g
Mitchell, Marko	12	56	1011	18.1	9	75	84.2
McCoy, Mike	12	40	420	10.5	2	36	35.0
Wellington, C.	12	39	618	15.8	5	70	51.5
Taua, Vai	12	29	226	7.8	2	54	18.8
Green, Virgil	12	14	164	11.7	1	40	13.7
King Jr., A.	9	8	59	7.4	0	9	6.6
Fragger, B.	5	4	32	8.0	0	14	6.4
Lippincott, L.	2	2	33	16.5	0	24	16.5
Randall, C.	12	2	19	9.5	0	17	1.6
Mark, Lampford	6	2	18	9.0	0	11	3.0
Bohr, Kevin	9	1	13	13.0	0	13	1.4
Puloka Jr., T.	9	1	9	9.0	0	9	1.0
Session, Tray	4	1	6	6.0	0	6	1.5
Fludd, Brian	11	1	2	2.0	0	2	0.2
Total	12	200	2630	13.1	19	75	219.2
Opponents	12	258	3853	14.9	29	82	321.1

Field Goals	fg	pct.	01-19	20-29	30-39	40-49	50-99	lg	blk
Jaekle, Brett	14-17	82.4	0-0	6-6	6-7	2-4	0-0	43	0

Scoring	td	fg	PAT				dpx	saf	pts
			kick	rush	rcv	pass			
Jaekle, Brett	-	14-17	58-58	-	-	-	-	-	100
Taua, Vai	16	-	-	-	-	-	-	-	96
Kaepernick, C.	16	-	-	-	-	-	-	-	96
Mitchell, Marko	9	-	-	-	-	-	-	-	54
Wellington, C.	5	-	-	-	-	-	-	-	30
Randall, C.	4	-	-	-	-	-	-	-	24
McCoy, Mike	3	-	-	-	-	-	-	-	18
Fragger, B.	1	-	-	-	-	-	-	-	6
Johnson, J.	1	-	-	-	-	-	-	-	6
Lippincott, L.	1	-	-	-	-	-	-	-	6
Green, Virgil	1	-	-	-	-	-	-	-	6
Mauga, Joshua	1	-	-	-	-	-	-	-	6
Silva-Purcell, J	1	-	-	-	-	-	-	-	6
Team	-	-	0-1	-	-	-	-	-	0

Interceptions	no.	yds	avg	td	lg
Harvey, Mo	3	40	13.3	0	20
Amaya, Jonathon	3	0	0.0	0	0
Grimes, Kevin	2	6	3.0	0	6
Marshall, B.	1	22	22.0	0	22
Mauga, Joshua	1	46	46.0	1	46
Thompson, A.	1	0	0.0	0	0
Anyanwu, Uche	1	0	0.0	0	0
Johnson, J.M.	1	5	5.0	0	5
Johnson, J.	1	28	28.0	1	28
Silva-Purcell, J	1	47	47.0	1	47

Punting	no.	yds	avg	lg	tb	fc	i20	50+	blk
Langley, Brad	42	1850	44.0	77	7	6	10	9	0
Jaekle, Brett	14	595	42.5	53	1	0	2	4	0
Team	1	0	0.0	0	0	0	0	0	1

Punt Returns	no.	yds	avg	td	lg
Thompson, A.	17	83	4.9	0	15
Sanders, Dwayne	6	21	3.5	0	7
Amaya, Jonathon	3	59	19.7	0	38
Total	26	163	6.3	0	38
Opponents	31	290	9.4	1	86

Kick Returns	no.	yds	avg	td	lg
Fludd, Brian	24	530	22.1	0	41
Wellington, C.	11	172	15.6	0	27
Fragger, B.	9	160	17.8	0	26
Sanders, Dwayne	5	126	25.2	0	34
Puloka Jr., T.	1	0	0.0	0	0
Green, Deantae	1	9	9.0	0	9
Easter, Joe	1	11	11.0	0	11
King Jr., A.	1	23	23.0	0	23
McIntosh, Andy	1	0	0.0	0	0
Total	54	1031	19.1	0	41
Opponents	63	1621	25.7	1	92

All Purpose	g	rush	rcv	pr	kr	ir	total	avg/g
Taua, Vai	12	1420	226	0	0	0	1646	137.2
Kaepernick, C.	12	1115	0	0	0	0	1115	92.9
Mitchell, Marko	12	45	1011	0	0	0	1056	88.0
Wellington, C.	12	27	618	0	172	0	817	68.1
Fludd, Brian	11	0	2	0	530	0	532	48.4
Total	12	3497	2630	163	1031	194	7515	626.2
Opponents	12	894	3853	290	1621	127	6785	565.4