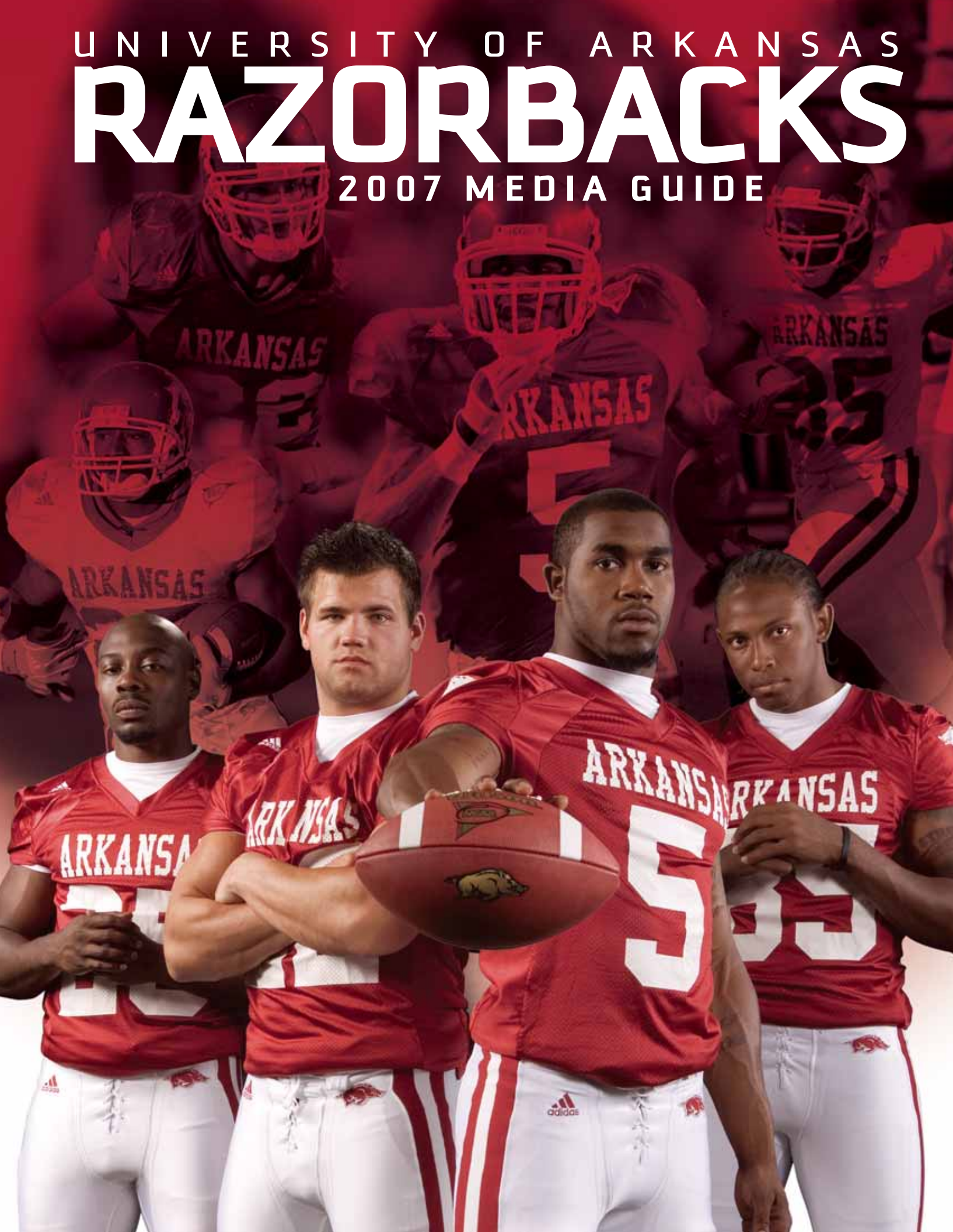



UNIVERSITY OF ARKANSAS
RAZORBACKS

2007 MEDIA GUIDE



Darren McFadden won the 2006 Doak Walker Award,

which annually goes to the nation's top running back, and he was the first Heisman Trophy finalist in school history. He finished second in the Heisman voting to Ohio State quarterback Troy Smith, becoming the seventh freshman or sophomore to finish in the top two. Below, McFadden (far left) is pictured at the Heisman Trophy ceremony in New York along with Notre Dame's Brady Quinn (center) and Smith (right).



2007 Pre-Season Honors

National Post-Season Award Candidate

Heisman Trophy, Maxwell Award, Doak Walker Award, Walter Camp Player of the Year

National Offensive Player of the Year

Blue Ribbon College Football Yearbook

Consensus First-Team All-American



Athlon Sports, Blue Ribbon College Football Yearbook, CBS SportsLine.com, Lindy's Football Annuals, Phil Steele College Football, The Sporting News, Street & Smith's Annuals

SEC Offensive Player of the Year / Most Valuable Player

The Birmingham News, Blue Ribbon College Football Yearbook, CBS SportsLine.com, Lindy's Football Annuals, Scout.com, The Sporting News

Consensus First-Team All-SEC

Athlon Sports, Blue Ribbon College Football Yearbook, The Birmingham News, CBS SportsLine.com, Lindy's Football Annuals, Phil Steele College Football, Phipps Magazine, The Sporting News, Street & Smith's Annuals, USA Today Sports Weekly



"I coached against Herschel (Walker) and I coached Bo (Jackson), and there's been some great backs in this conference since they were here. But I believe McFadden is the best running back we've had in this conference since Bo." **Pat Dye**, Former Auburn Head Coach and College Football Hall of Famer

SEC Career Rushing Yards per Game Average

	Player, School	Yards	Games	Years
1.	159.4 Herschel Walker, Georgia	5,259	33	1980-82
2.	126.7 Emmitt Smith, Florida	3,928	31	1987-89
3.	113.2 Bo Jackson, Auburn	4,303	38	1982-85
4.	111.2 Kevin Faulk, LSU	4,557	41	1995-98
5.	110.4 Darren McFadden, Arkansas	2,760	25	2005-
6.	106.6 James Johnson, Mississippi St.	2,452	23	1997-98
7.	103.0 Jamal Lewis, Tennessee	2,677	26	1997-99
8.	101.0 Moe Williams, Kentucky	3,333	33	1993-95
9.	97.9 Garrison Hearst, Georgia	3,232	33	1990-92
10.	97.9 Bobby Humphrey, Alabama	3,420	35	1985-88

SEC's Top 10 Single-Season Rushing Totals

	Player, School (# of rushes)	Year	Yards	Avg.
1.	Herschel Walker, Georgia (385)	1981	1,891	4.9
2.	Bo Jackson, Auburn (278)	1985	1,786	6.4
3.	Herschel Walker, Georgia (335)	1982	1,752	5.2
4.	Charles Alexander, LSU (311)	1977	1,686	5.4
5.	Darren McFadden, Arkansas (284)	2006	1,647	5.8
6.	Herschel Walker, Georgia (274)	1980	1,616	5.9
7.	Moe Williams, Kentucky (294)	1995	1,600	5.4
8.	Emmitt Smith, Florida (284)	1989	1,599	5.6
9.	Rudi Johnson, Auburn (324)	2000	1,567	4.8
10.	Garrison Hearst, Georgia (228)	1992	1,547	6.8

SEC Career Yards per Rush Average*

	Player, School	Yards	Carries	Years
1.	6.6 Bo Jackson, Auburn	4,303	650	1982-85
2.	6.3 Bobby Marlow, Alabama	2,560	480	1950-52
3.	6.0 Darren McFadden, Arkansas	2,760	460	2005-
	6.0 Michael Haddix, Mississippi St.	2,558	425	1979-82
5.	5.95 Garrison Hearst, Georgia	3,232	543	1990-92

*Minimum 400 carries

McFadden in the Razorback Record Book

Rushing Yards in a Season: 1st, 1,647, 2006

100-Yard Rushing Games in a Season: 1st (tie), 7, 2006

All-Purpose Yards in a Game: 1st, 315 vs. South Carolina, 2006

All-Purpose Yards in a Season: 1st, 2,058, 2006

Most Touchdowns in a Season: 3rd (tie), 16, 2006

Rushing Touchdowns in a Season: 6th (tie), 14, 2006

Touchdown Responsibility in a Season: 7th (tie), 19, 2006

Career Rushing Yards: 5th, 2,760

Career Yards Per Rush: 2nd, 6.0, 460-2,760

Career Rushing Touchdowns: 5th, 25

Career Touchdowns: 6th, 27

Career 100-Yard Rushing Games: 3rd, 12



Career All-Purpose Yards: 7th, 3,571

Career Touchdown Responsibility: 13th (tie), 30

SEC Backs To Rush for 1,000 Yards as a Freshman and Sophomore

Player, School	(Fr.) Rushes-Yards, Year	(So.) Rushes-Yards, Year
Herschel Walker, Georgia	274-1,616, 1980	385-1,891, 1981
Darren McFadden, Arkansas	176-1,113, 2005	284-1,647, 2006

"I don't know if Herschel (Walker) and Bo (Jackson) could have done that, too (play quarterback), but McFadden has shown he can do it and I love it when they put him in the Single-Wing. He's giving people fits and he's going to give them more fits. I definitely think he's the most exciting back we've had in this conference since Herschel and Bo." **Vince Dooley**, Former Georgia Head Coach and College Football Hall of Famer





UNIVERSITY OF ARKANSAS



CONTENTS

2007
TABLE OF CONTENTS

Contents	2-3
This is Arkansas Football	4-13
Houston Nutt Era	4-5
Football Facilities	6-7
Academics	8
Professional Development	9
National Exposure	10
Individual Honors	11
Razorback Game Day	12
Northwest Arkansas	13
Razorback Quick Facts	14
OUTLOOK	15-23
Pre-season Honors and Rankings	15
Pre-season Notes	16-17
2006 Pre-season Depth Chart	18-19
Alphabetical Roster	20-21
Numerical Roster	22-23
STAFF	24-40
Head Coach Houston Nutt	24-28
Assistant Coaches	29-37
Support Staff	38-40
PLAYERS	41-88
Returning Razorbacks	41-85
Razorback Newcomers	86-88
ADMINISTRATION	89-95
University Administration	89
Athletic Director Frank Broyles	90-92
Broyles Award	93
Support Staff	94-95
ACADEMIC/TEAM SUPPORT	96-103
University of Arkansas	96-99
Academic Support/Student Services	100-102
Razorbacks in the Community	103
2006 REVIEW	104-115
2006 Season Review Notes	104
Team/Individual Statistics	105-107

Game-By-Game Statistics	108-109
Defensive Game-By-Game Statistics	110
Final 2006 Depth Chart	111
Game-By-Game Starting Lineups	112
Departing Player Statistics	113-114
2006 SEC Standings/Bowl Results	115

2007 OPPONENTS	116-120
2007 Opponent Quick Facts	116
Series Records	117
SEC Championship Game	118
The Southeastern Conference	119
2006 SEC Composite Schedule	120

RECORDS	121-153
Individual Records	121-136
Long Play Touchdowns	136
Yearly Statistical Leaders	137-141
Team Records	142-146
Team Defensive Records	147-148
Year-By-Year Offensive Statistics	149
Year-By-Year Defensive Statistics	150
Individual Statistical Leaders	151
Team Statistical Leaders	152
Opponent Records	153

HISTORY	154-193
1964 National Championship	154
All-Americans	155-157
Outland Trophy Winners	157
All-Conference	158-159
Retired Numbers	160
Honors	161-165
Razorbacks in the Pros	166-168
All-Time Lettermen	169-173
All-Time Coaching Staffs	174-175
All-Time Overall Records, Coaching Records	176-177
All-Time Results	178-189
Overtime Games	190
Bowl Results	191
Bowl Records	192-193



RAZORBACK FOOTBALL



Follow 2006 Doak Walker Award winner and Heisman Trophy runner-up Darren McFadden on last year's 80-yard touchdown run against No. 9 LSU in our special flip book (starting in the upper right corner of page 15).



ON THE INTERNET

Hogwired.com is the official web site of University of Arkansas men's athletics. Hogwired.com features press releases, schedules, results, statistics, coach and student-athlete biographies, and facility information on all eight men's sports. The site also provides links to live statistical game scoring for basketball, football and baseball. Hogwired.com also features the RazorZone, a premium content site including audio broadcasts of basketball, football and baseball games, live video coverage of select games, and other video features.

HoustonNutt.com is the site to find out more about University of Arkansas head football coach Houston Nutt and the Razorback football program. The site features information on the history of the UA program and Nutt's summer camps, biographies on all coaches and student-athletes, and a photo gallery among other things.



TRADITIONS194-197

Arkansas Traditions194-195
 UA - Home of Champions196-197

FACILITIES198-204


Donald W. Reynolds Razorback Stadium198-200
 Other UA Facilities201-202
 War Memorial Stadium203
 Attendance Records204

MEDIA205-208

Media Information205-206
 Arkansas Razorback Sports Network207
 Primary Media Outlets208

ON THE COVER

If Arkansas repeats as SEC Western Division champion and earns a bowl bid for the eighth time in 10 years, it will be in part due to contributions from All-SEC running back and record-setting kickoff return specialists Felix Jones (1); pre-season No. 1-rated fullback in the nation Peyton Hillis (2); 2006 Doak Walker Award winner and Heisman Trophy runner-up, and pre-season national offensive player of the year Darren McFadden (3); and pre-season All-SEC and school record-setting split end Marcus Monk (4).



EDITORIAL

UA Sports Information Department

EDITOR

Kevin Trainor

ASSISTANT EDITORS

Robby Edwards, Mary Lynn Gibson,
 Josh Maxson, Molly O'Mara

EDITORIAL ASSISTANTS / RESEARCH

Matt Dozier, Claire Scruggs

OTHER CONTRIBUTORS

Fayetteville Chamber of Commerce,
 Media Relations Offices of UA's 2007
 Opponents, Southeastern Conference
 Media Relations, UA University
 Relations

DESIGN SERVICES

DOXA
 Fayetteville, Ark.

PRINTING

EBSCO Media
 Birmingham, Ala.

PHOTOGRAPHY

Wesley Hiitt and Gary Yandell

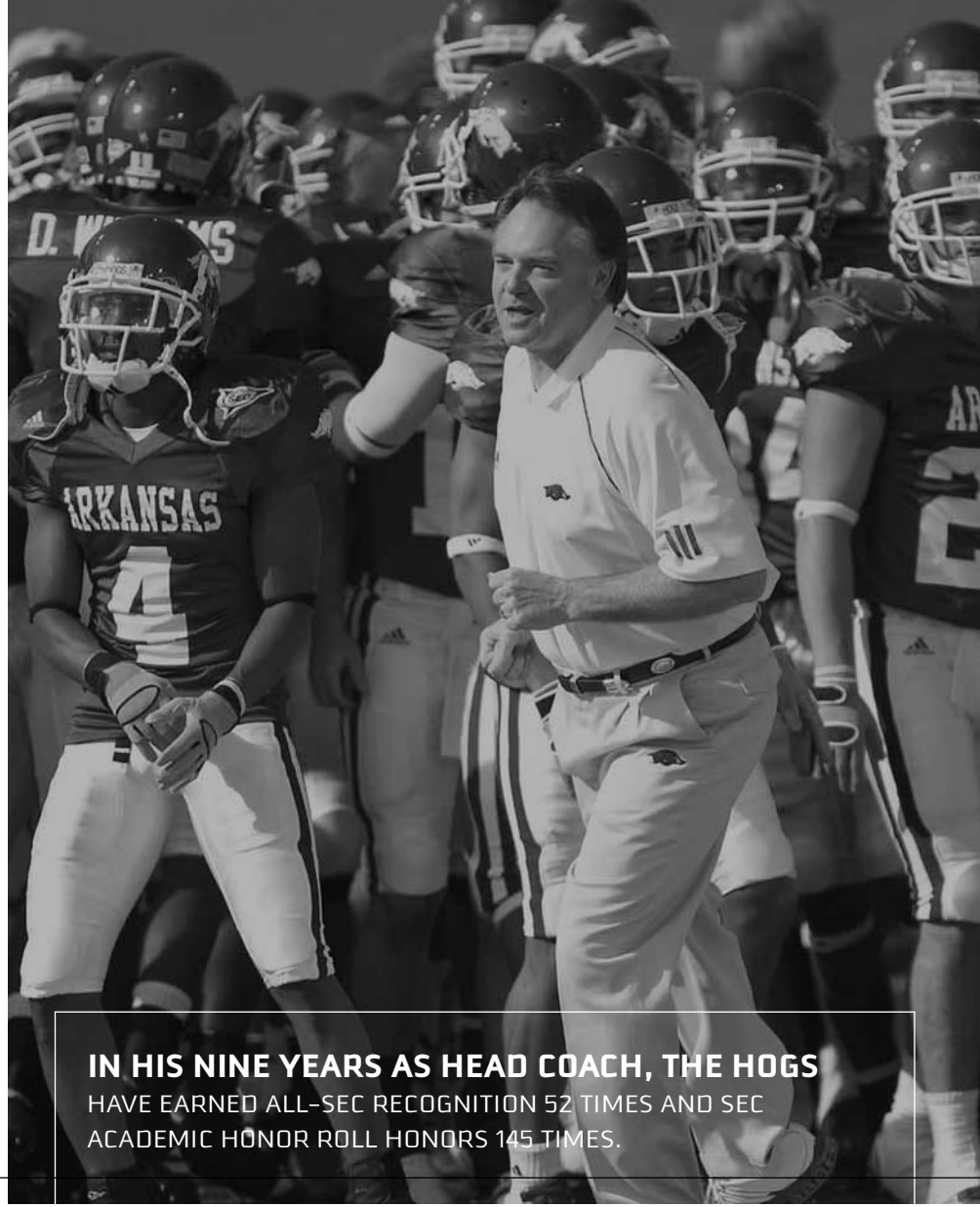
CONTRIBUTING PHOTOGRAPHY & IMAGES

Atlanta Falcons (Jimmy Cribb), Walt
 Beasley, Buffalo Bills (Jason Los),
 Cincinnati Bengals, Denver Broncos,
 ESPN.com, Tom Ewart, Fayetteville
 Advertising and Promotions
 Commission, Jacksonville Jaguars
 (Harry Scull), Molly O'Mara,
 Philadelphia Eagles, James "Bone
 Crusher" Smith, Sports
 Illustrated.com, Washington Redskins
 (Don Wright), David Yerby

All names, nicknames, logos and other indicia referring to the University of Arkansas are trademarks owned and protected by the university. Any unauthorized use of the university's trademark is prohibited.



THE TOP 25
SINGLE-GAME
ATTENDANCE
MARKS IN
SCHOOL
HISTORY
HAVE ALL
COME SINCE
HOUSTON
NUTT
BECAME
HEAD COACH.



**WITH SEVEN
BOWL BIDS**
IN THE LAST
NINE YEARS,
ARKANSAS IS
TIED FOR
THE LEAD IN
THE SEC'S
WESTERN
DIVISION.

IN HIS NINE YEARS AS HEAD COACH, THE HOGS
HAVE EARNED ALL-SEC RECOGNITION 52 TIMES AND SEC
ACADEMIC HONOR ROLL HONORS 145 TIMES.

HOUSTON

College Football



[SPNU](#) | [Col FB Home](#) | [Scoreboard](#) | [Schedule](#) | [Rankings](#) | [Standings](#) | [Stats](#) | [Teams](#) | [Video](#) | [College Insider](#) |

Updated: Nov. 13, 2006, 6:30 PM ET

Nutt displays Midas touch in Arkansas' title run



SINCE 1998,
NUTT'S
TEAMS HAVE
APPEARED
ON TELEVI-
SION 70
TIMES, AN
AVERAGE OF
MORE THAN
SEVEN PER
SEASON.



**THE RAZOR-
BACKS HAVE
WON EIGHT
OR MORE
GAMES FIVE
TIMES IN
HOUSTON**
NUTT'S NINE
SEASONS AS
HEAD COACH.



NUTT ERA

NUTT'S NUMBERS (Over nine years)

145 > SEC Academic Honor Roll selections

70 > Televised games, an average of more than seven per season

52 > All-SEC selections

47 > Home victories, ties for the second-most in the SEC

12 > All-America selections

7 > Bowl games since 1998, ties for the most in the SEC's Western Division

4 > Nine-win seasons



FOOTBALL

The University of Arkansas offers the finest facilities in the nation, including the recently renovated and expanded Donald W. Reynolds Razorback Stadium (72,000), the Broyles Athletic Center, the Bob and Marilyn Bogle Academic Center, the Walker Family Training Center and the Walker Pavilion, which includes the state-of-the-art Walker Family Training Center and a 120-yard indoor workout area.

GO HOGS GO



THE BOB AND MARILYN BOGLE ACADEMIC CENTER INCLUDES INDIVIDUAL TUTOR ROOMS.

ARKANSAS' NEW 18,000 SQUARE-FOOT WEIGHT ROOM LOOKS OUT OVER THE OUT-DOOR PRACTICE FIELDS TOWARD DONALD W. REYNOLDS RAZORBACK STADIUM TO THE NORTH AND OVER THE WALKER PAVILION INDOOR FACILITY TO THE SOUTH.



THE WALKER PAVILION, WHICH HOUSES THE WEIGHT ROOM, GIVES THE HOGS A FULL 100-YARD LONG INDOOR PRACTICE FACILITY WITH AN ASTROPLAY SURFACE, AND ALSO INCLUDES THE CAMDEN AND SUE GREENE SPEED DEVELOPMENT CENTER.

FACILITIES

◀ THE BROYLES ATHLETIC CENTER INCLUDES A PLAYER LOUNGE AND SPACIOUS TEAM MEETING ROOMS.



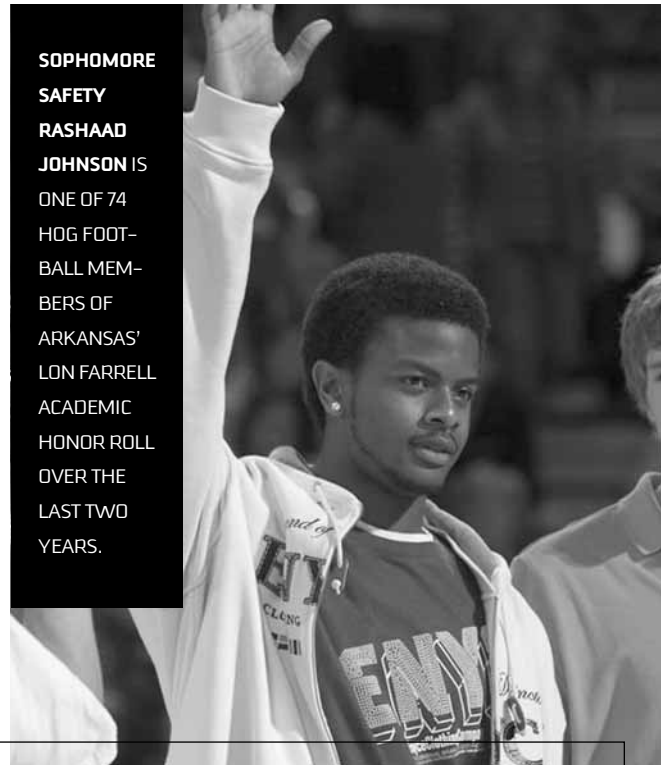
SENIOR ROBERT FELTON, WHO HAS 26 CAREER STARTS TO HIS CREDIT, EARNED HIS BACHELOR'S IN SOCIOLOGY AND CRIMINAL JUSTICE LAST FALL, AND IS EXPECTED TO START AT RIGHT GUARD AGAIN THIS FALL.



FISKE GUIDE TO COLLEGES 2007 GAVE UA THREE STARS FOR BOTH ACADEMIC QUALITY AND QUALITY OF LIFE, AND FOUR STARS FOR OVERALL SOCIAL ENVIRONMENT, SAYING THE ACADEMIC QUALITY SUGGESTS UA "EASILY MEETS THE CRITERIA FOR INCLUSION IN A COLLEGE GUIDE DEVOTED TO THE TOP 10 PERCENT OF COLLEGES AND UNIVERSITIES IN THE NATION."



JUNIOR CORNERBACK SHERRICK JOHNSON WAS ONE OF 12 HOGS NAMED TO LAST YEAR'S SOUTHEASTERN CONFERENCE ACADEMIC HONOR ROLL.




SOPHOMORE SAFETY RASHAAD JOHNSON IS ONE OF 74 HOG FOOTBALL MEMBERS OF ARKANSAS' LON FARRELL ACADEMIC HONOR ROLL OVER THE LAST TWO YEARS.

ACADEMICS

- 12** Razorbacks were named to last year's Southeastern Conference Academic Honor Roll
- 35** Hogs were named to UA's Lon Farrell Academic Honor Roll for earning a 3.0 Grade Point Average for either the fall or spring semester, or both, during the 2006-07 academic year
- 35** Razorbacks earned Hard Working Hog awards for the 2005-06 academic year by earning at least 30 hours of credit

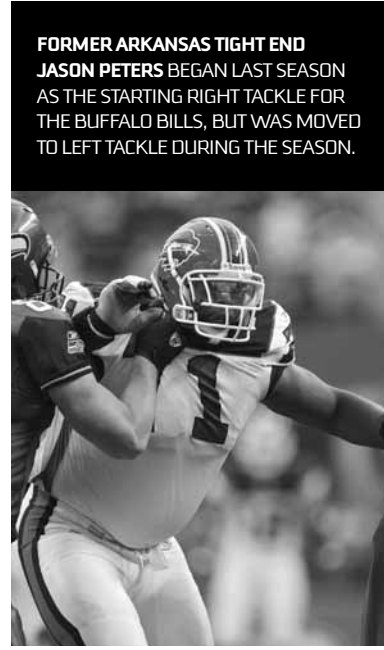
The Princeton Review's annual guide to higher education, *The Best 361 Colleges*, placed Arkansas among the best colleges in the nation for its academics, quality of life, student selectivity and financial aid. Only 15 percent of the four-year colleges in the U.S. were selected to be profiled.



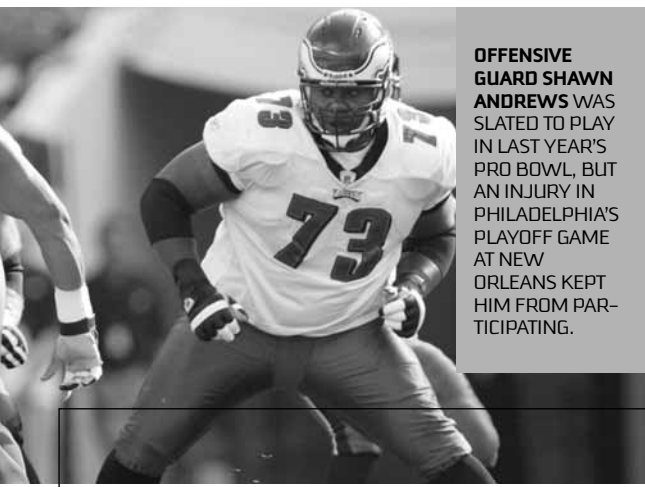
DEFENSIVE END JAMAAL ANDERSON WAS SELECTED IN THE FIRST ROUND OF THE 2007 NFL DRAFT BY THE ATLANTA FALCONS.



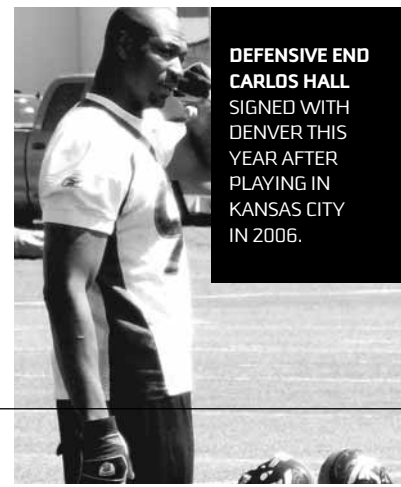
FORMER RAZORBACK LINEBACKER CALEB MILLER (below, right) WAS FEATURED ON THE COVER OF SPORTS ILLUSTRATED ON OCT. 6, 2006.



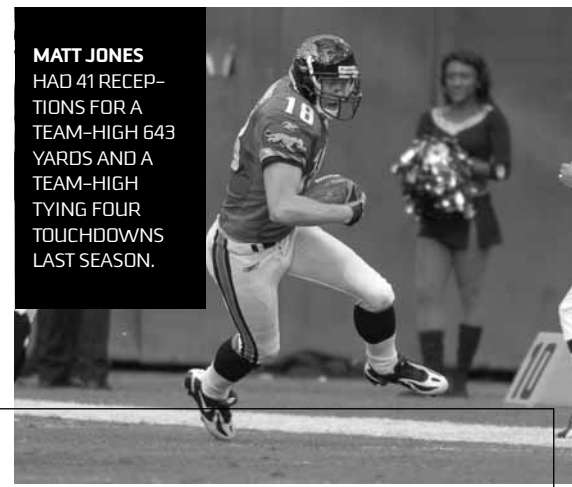
FORMER ARKANSAS TIGHT END JASON PETERS BEGAN LAST SEASON AS THE STARTING RIGHT TACKLE FOR THE BUFFALO BILLS, BUT WAS MOVED TO LEFT TACKLE DURING THE SEASON.



OFFENSIVE GUARD SHAWN ANDREWS WAS SLATED TO PLAY IN LAST YEAR'S PRO BOWL, BUT AN INJURY IN PHILADELPHIA'S PLAYOFF GAME AT NEW ORLEANS KEPT HIM FROM PARTICIPATING.



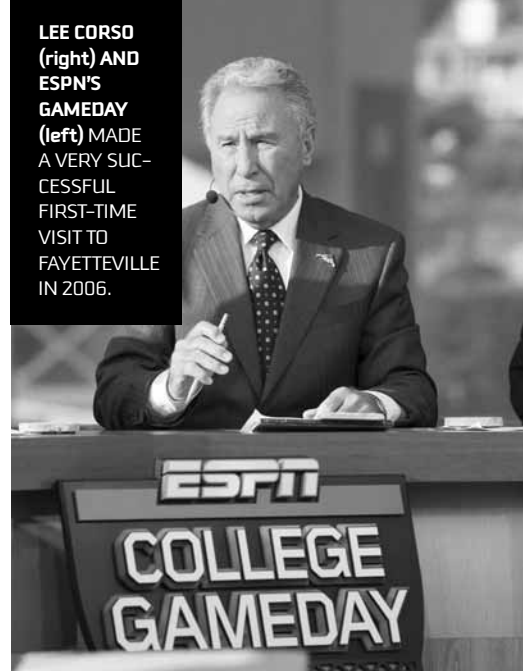
DEFENSIVE END CARLOS HALL SIGNED WITH DENVER THIS YEAR AFTER PLAYING IN KANSAS CITY IN 2006.




MATT JONES HAD 41 RECEPTIONS FOR A TEAM-HIGH 643 YARDS AND A TEAM-HIGH TYING FOUR TOUCHDOWNS LAST SEASON.

PROFESSIONAL DEVELOPMENT

- 2** Pro Football Hall of Fame members (Lance Alworth, Dan Hampton)
- 4** First-round NFL Draft picks in the last three years
- 13** Overall NFL Draft selections in the last three years
- 35** Razorbacks have signed with professional teams over the last three years
- 33** Active Razorbacks in professional football
- 39** Appearances by former Hogs in the Super Bowl (players and coaches)
- 260** Razorbacks in professional football, all-time



LEE CORSO (right) AND ESPN'S GAMEDAY (left) MADE A VERY SUCCESSFUL FIRST-TIME VISIT TO FAYETTEVILLE IN 2006.



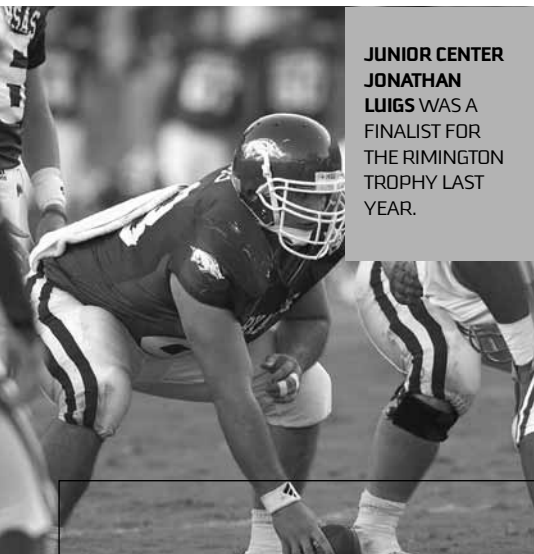

NATIONAL EXPOSURE

- 207** Television appearances, including 70 in the Houston Nutt era, more than seven per season
- 35** Razorbacks signed with professional football teams over the last three years, including four NFL Draft first-round selections
- 29** All-Southeastern Conference selections in the last four years
- 14** Wins over ranked opponents in the last eight years
- 7** Bowl games in the last nine years
- 6** Seasons in the last eight ranked among the nation's top 25 at least once
- 3** SEC Western Division championships or co-championships since 1998.

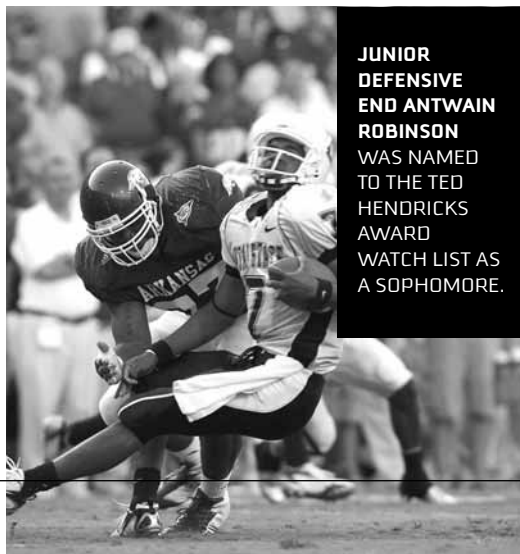


JUNIOR FELIX JONES, (left) A TWO-TIME ALL-SEC SELECTION AND AN ALL-AMERICAN TWO YEARS AGO AS A KICKOFF RETURNER, IS A THREAT AS A RUNNING BACK AND AS A RETURN MAN.

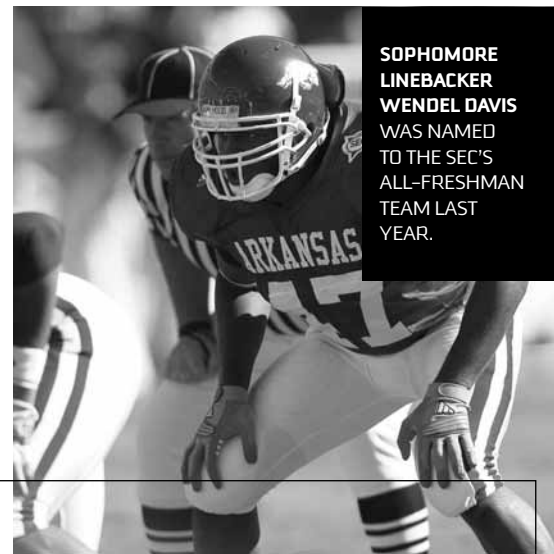
ARKANSAS DEFENSIVE COORDINATOR REGGIE HERRING (on left in right photo) WAS A FINALIST FOR THE 2006 BROYLES AWARD. THE AWARD IS NAMED FOR ARKANSAS ATHLETIC DIRECTOR FRANK BROYLES AND IS ANNUALLY PRESENTED TO THE NATION'S TOP ASSISTANT FOOTBALL COACH BY THE DOWNTOWN ROTARY CLUB OF LITTLE ROCK, ARK.



JUNIOR CENTER JONATHAN LUIGS WAS A FINALIST FOR THE RIMINGTON TROPHY LAST YEAR.



JUNIOR DEFENSIVE END ANTWAINE ROBINSON WAS NAMED TO THE TED HENDRICKS AWARD WATCH LIST AS A SOPHOMORE.



SOPHOMORE LINEBACKER WENDEL DAVIS WAS NAMED TO THE SEC'S ALL-FRESHMAN TEAM LAST YEAR.

INDIVIDUAL HONORS

* The University of Arkansas is home to two Outland Trophy winners, a Doak Walker Award winner 52 All-America selections and 276 all-conference selections.

* In 2006, junior Darren McFadden was the runner-up in Heisman Trophy voting, won the Doak Walker Award as the nation's top running back, was named first-team All-American by seven different outlets and was the SEC Offensive Player of the Year.

* In 2006, center Jonathan Luigs, running back Darren McFadden, guard Stephen Parker and tackle Tony Ugoh each earned All-America honors. In addition, defensive end Jamaal Anderson and cornerback Chris Houston were honorable mention All-Americans.

* In 2006, defensive end Jamaal Anderson, cornerback Chris Houston, defensive tackle Keith Jackson, running back/rick returner Felix Jones, center Jonathan Luigs, running back Darren McFadden, linebacker Sam Olajubutu, guard Stephen Parker, tackle Zac Tubbs and tackle Tony Ugoh earned All-Southeastern Conference honors.

* Last year, defensive end Jamaal Anderson was named to the Ted Hendricks Award watch list, defensive tackle Keith Jackson to the Lombardi Award watch list, center Jonathan Luigs a Rimington Trophy finalist, running back Darren McFadden a Walter Camp Player of the Year finalist and to the Maxwell Award watch list, linebacker Sam Olajubutu a Chuck Bendarik Award and Butkus Award semifinalist, a Lott Trophy quarterfinalist and to the Lombardi Award and Bronko Nagurski Trophy watch lists, defensive end Antwain Robinson to the Ted Hendricks Award watch list and punter Jacob Skinner to the Ray Guy Award watch list.

* In 2006, tight end Ben Cleveland, linebacker Wendel Davis and receiver Damian Williams were named to the SEC's all-freshman team.

* A year ago, 35 Razorbacks were named to UA's Lon Farrell Academic Honor Roll (3.0 grade point average or higher), 35 were named to the 2006 Hard Working Hog award list (30 or more hours earned) and 12 were named to the SEC Academic Honor Roll.



GAME DAY

BIG CROWDS:

- School-record home attendance average of 73,895 in Fayetteville in 2006
- 49 home games since 2000, almost seven per year
- Nine of the top 10 on-campus crowds in UA history have been recorded in the last four years

BIG GAMES (since 1998):

- 31 games while ranked

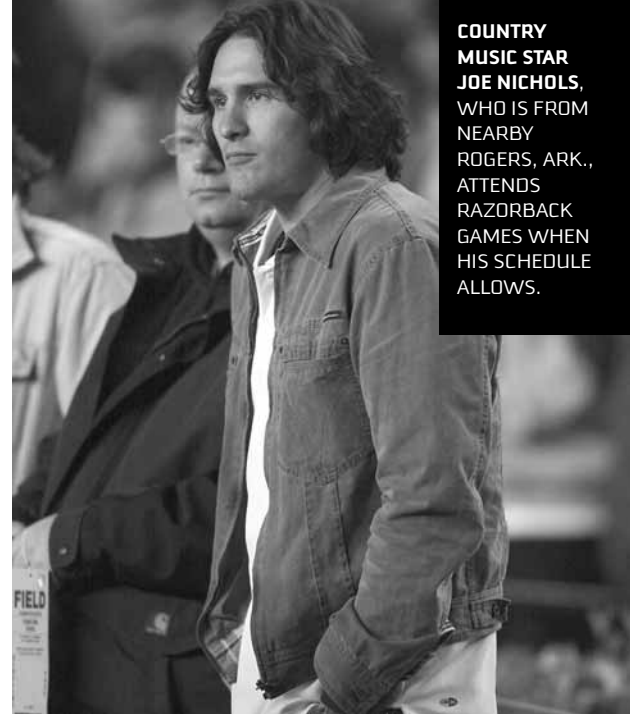
- 38 games against ranked teams
- 70 televised games

SUCCESS (in just the last nine years):

- Tied for the most bowl appearances in the SEC's Western Division (7)
- Three SEC Western Division titles
- 12 All-America selections and 52 All-SEC selections



BIKES, BLUES AND BBQ IS JUST ONE OF MANY FESTIVALS HELD EACH YEAR IN THE FAYETTEVILLE AREA.



COUNTRY MUSIC STAR JOE NICHOLS, WHO IS FROM NEARBY ROGERS, ARK., ATTENDS RAZORBACK GAMES WHEN HIS SCHEDULE ALLOWS.



RAZORBACK STUDENT-ATHLETES ARE POPULAR THROUGHOUT THE STATE. JUNIOR OFFENSIVE TACKLE JOSE VALDEZ (LEFT) AND SENIOR RECEIVER ROBERT JOHNSON POSE FOR A PHOTO AFTER PARTICIPATING IN UA'S BOOK HOGS READING PROGRAM AT A LOCAL ELEMENTARY SCHOOL.



AMERICA'S 100 BEST COLLEGES PICKED UA AS ONE OF THE EDUCATIONAL "BEST BUYS" FOR COLLEGE STUDENTS, STAYING BELOW THE NATIONAL AVERAGE IN COST AND ABOVE THE NATIONAL AVERAGE IN ACADEMIC STANDINGS.

NORTHWEST ARKANSAS

* The Fayetteville-metro area ranks No. 8 on the Milken Institute's 2005 list of Best Performing Cities in the nation report, which is based on job, wage and salary and technology growth

* Fayetteville's year-round attractions and hot spots include Dickson Street, the Downtown Square, Walton Arts Center, Lights of the Ozarks, Springfest, and Bikes, Blues and BBQ

* Northwest Arkansas is home to Wal-Mart, J.B. Hunt, Tyson Foods and Superior Industries

MILEAGE TO FAYETTEVILLE FROM:

Dallas, Texas	325
Fort Smith	63
Kansas City, Mo.	213
Little Rock	192
Memphis, Tenn.	320
Springfield, Mo.	115
St. Louis, Mo.	365
Tulsa, Okla.	117





UNIVERSITY OF ARKANSAS

RAZORBACK QUICK FACTS

UNIVERSITY OF ARKANSAS

NAME: University of Arkansas
LOCATION: Fayetteville, Arkansas 72701 (pop. 62,078)
ENROLLMENT: 17,938
FOUNDED: 1871
COLORS: cardinal (PMS 200) and white
CHANCELLOR (ALMA MATER, YEAR): Dr. John A. White (Arkansas, 1961)
UA SYSTEM PRESIDENT (ALMA MATER, YEAR): Dr. B. Alan Sugg (Arkansas, 1960)
NCAA FACULTY ATHLETICS REPRESENTATIVE: Howard Brill (Duke, 1965)
BOARD OF TRUSTEES (TERM EXPIRES):
 Stanley E. Reed, Vice Chairman - Marianna (2008)
 Jim Lindsey - Fayetteville (2009)
 Tim E. Hunt - Paragould (2010)
 John E. Anthony - Hot Springs (2011)
 Carl Johnson, Assistant Secretary - Little Rock (2012)
 Mike Akin - Monticello (2013)
 Sam Hilburn - Little Rock (2014)
 Jim Von Grep - Rogers (2015)
 Jane Rogers, Secretary - Little Rock (2016)
 John Tyson - Springdale (2017)

MEN'S INTERCOLLEGIATE ATHLETICS

PHONE: (479) 575-6533 • **FAX:** (479) 575-7481
WEB SITE: www.hogwired.com
NICKNAME: Razorbacks
NATIONAL AFFILIATION: National Collegiate Athletic Association (NCAA I-A)
CONFERENCE AFFILIATION: Southeastern Conference (Western Division)
ATHLETIC DIRECTOR (ALMA MATER, YEAR): Frank Broyles (Georgia Tech, 1947)
ASSOCIATE ATHLETIC DIRECTORS (ALMA MATERS, YEARS):
 Bill Gray, Senior Associate (Arkansas, 1966)
 Jerry Pufall, Senior Associate (Northland College, 1977)
 Tom Dorre (Arkansas, 1967)
 Matt Shanklin (North Carolina-Wilmington, 1988)
 Kevin Trainor (Arkansas, 1994)
ASSISTANT ATHLETIC DIRECTORS (ALMA MATERS, YEARS):
 Louis Campbell (Arkansas, 1973)
 Marvin Caston (Arkansas, 1999)
 Paul Kirkpatrick (Southern Arkansas, 1976)
 Justin Maland (Hendrix, 1999)
WOMEN'S INTERCOLLEGIATE ATHLETICS: (479) 575-4959 • www.ladybacks.com

MEN'S SPORTS INFORMATION

OFFICE: (479) 575-2751 • **FAX:** (479) 575-7481
ASSOCIATE ATHLETIC DIRECTOR FOR EXTERNAL AFFAIRS/FOOTBALL CONTACT (ALMA MATER, YEAR):
 Kevin Trainor (Arkansas, 1994)
ASSOCIATE SPORTS INFORMATION DIRECTOR (ALMA MATER, YEAR):
 Robby Edwards (Southern Mississippi, 1986)
ASSISTANT SPORTS INFORMATION DIRECTORS (ALMA MATER, YEAR):
 Josh Maxson (Oklahoma State, 2001)
 Molly O'Mara (Massachusetts, 2004)
SPORTS INFORMATION ASSISTANT: Zach Lawson (Texas Tech, 2004)
SECRETARY: Mary Lynn Gibson
WOMEN'S SPORTS INFORMATION: (479) 575-3707

FOOTBALL FACILITIES

FAYETTEVILLE, ARK.: Donald W. Reynolds Razorback Stadium (72,000/grass)
PRESS BOX PHONE: (479) 575-6622
LITTLE ROCK, ARK.: War Memorial Stadium (53,727/AstroPlay)
PRESS BOX PHONE: (501) 663-6152

FOOTBALL STAFF

HEAD COACH (ALMA MATER, YEAR): Houston Nutt (Oklahoma State, 1981)
RECORD AT ARKANSAS (SEASONS): 67-44 (9)
CAREER RECORD (SEASONS): 103-66 (14)
WEB SITE: www.houstonnutt.com
ASSISTANT COACHES (ALMA MATER, YEAR) - RESPONSIBILITIES:
 Reggie Herring (Florida State, 1981) - defensive coordinator/linebackers

ASSISTANT COACHES (ALMA MATER, YEAR) - RESPONSIBILITIES:

David Lee (Vanderbilt, 1975) - offensive coordinator/quarterbacks
 Bobby Allen (Virginia Tech, 1983) - cornerbacks
 Mike Markuson (Hamline, 1983) - offensive line/running game coordinator
 Danny Nutt (Arkansas, 1985) - running backs
 Tracy Rocker (Auburn, 1993) - defensive line
 James Shibest (Arkansas, 1988) - tight ends/specialists
 Chris Vaughn (Murray State, 1998) - safeties
 Alex Wood (Iowa, 1979) - wide receivers/passing game coordinator

GRADUATE ASSISTANT COACHES:

Jeff Norrid (Arkansas, 2004)
 Courtney Sanders (Arkansas, 2002)

DIRECTOR OF HIGH SCHOOL RELATIONS: Clifton Ealy (Central Arkansas, 1982)

2007 PREVIEW

BASIC OFFENSE: multiple
BASIC DEFENSE: 4-3
LETTERMEN RETURNING (OFFENSE/DEFENSE/SPECIALISTS): 47 (24/21/2)
LETTERMEN LOST (OFFENSE/DEFENSE/SPECIALISTS): 22 (10/10/2)
STARTERS RETURNING (OFFENSE/DEFENSE/SPECIALISTS): 13 (6/6/1)
STARTERS LOST (OFFENSE/DEFENSE/SPECIALISTS): 11 (5/5/1)
ALL-STAR CANDIDATES (NAME/POS):

Weston Dacus, LB
 Casey Dick, QB
 Freddie Fairchild, SLB
 Michael Grant, CB
 Marcus Harrison, DT
 Matt Hewitt, SS
 Peyton Hillis, FB
 Felix Jones, TB/KR
 Jonathan Luigs, C
 Darren McFadden, TB
 Ernest Mitchell, DT
 Marcus Monk, WR
 Mattered Richardson, CB
 Antwain Robinson, DE



Junior quarterback Casey Dick has an assortment of weapons on offense, including Peyton Hillis, Felix Jones, Darren McFadden and Marcus Monk.

2006 REVIEW

2006 RECORD (PCT.): 10-4 (.714)
HOME (PCT.): 5-2 (.714) • **AWAY (PCT.):** 4-0 (1.000) • **NEUTRAL (PCT.):** 1-2 (.333)
2006 SEC RECORD (PCT./FINISH): 7-1 (.875/SEC Western Division Champions)
HOME (PCT.): 3-1 (.750) • **AWAY (PCT.):** 4-0 (1.000) • **NEUTRAL (PCT.):** 0-0 (.000)
2006 BOWL APPEARANCE (BOWL, OPPONENT, W/L, SCORE)
 Capital One Bowl, Wisconsin, L, 17-14
FINAL RANKINGS:
 The Associated Press: No. 15
 ESPN/USA Today Coaches Poll: No. 16

HISTORY

FIRST SEASON: 1894
ALL-TIME RECORD (PCT./SEASONS): 638-430-40 (.594)/113
ALL-TIME CONFERENCE RECORD (PCT./SEASONS): 309-256-18 (.545)
SOUTHEASTERN CONFERENCE: 60-61-2 (.496)/15
SOUTHWEST CONFERENCE: 249-195-16 (.559)/78
NATIONAL CHAMPIONSHIPS (SEASONS):
 1 (1964 - Football Writers Association of America)
CONFERENCE CHAMPIONSHIPS: 13 (Southwest Conference - 1936, 1946, 1954, 1959, 1960, 1961, 1964, 1965, 1968, 1975, 1979, 1988, 1989)
SEC WESTERN DIVISION CHAMPIONSHIPS: 4 (1995, 1998, 2002, 2006)
BOWL APPEARANCES/RECORD (PCT.): 35/11-21-3 (.357)
CONFERENCE AFFILIATIONS (SEASONS):
 Southeastern Conference (1992-present); Southwest Conference (1915-1991)
ALL-AMERICA SELECTIONS: 45 players, 51 times
ALL-CONFERENCE SELECTIONS (FIRST TEAM ONLY): 189 players, 265 times
ALL-SEC (FIRST TEAM ONLY): 28 players, 39 times
ALL-SWC (FIRST TEAM ONLY): 162 players, 234 times

2007 QUICK FACTS

2007



Flip through to the back of the book to relive Darren McFadden's 80-yard run against LSU in 2006. →

RAZORBACK FOOTBALL



2007 PRESEASON HONORS, AWARDS & PREDICTIONS

TEAM

NATION

12th – Street & Smith's Annual
13th – CBS Sportsline.com
14th – Lindy's Football Annual
24th – Rivals.com
33rd – The Sporting News
34th – Athlon Sports
37th – Phil Steele College Football

SEC

6th – The Birmingham News

SEC West

2nd – Blue Ribbon College Football Yearbook
2nd – Lindy's Football Annual
2nd – USA Today Sports Weekly
3rd – CBS Sportsline.com
3rd – Phil Steele College Football
3rd – Scout.com
T-3rd West – The Birmingham News
4th – Athlon Sports
4th – The Sporting News

POSITION GROUPS

NATION

Defensive Line

Phil Steele College Football No. 31
Defensive Line in the Nation

Running Backs

Athlon Sports No. 1 Running Backs in the Nation
Phil Steele College Football No. 1
Running Backs in the Nation

Wide Receivers

Phil Steele College Football No. 26
Wide Receivers in the Nation

SEC

Defensive Backs

9th – The Sporting News
10th – Athlon Sports

Defensive Line

4th – The Sporting News
5th – Athlon Sports

Linebackers

6th – Athlon Sports
12th – The Sporting News

Offensive Backfield

5th – The Sporting News

Offensive Line

5th – The Sporting News
6th – Athlon Sports

Quarterbacks

10th – Athlon Sports

Running Backs

1st – Athlon Sports

Special Teams

10th – The Sporting News

Wide Receivers

10th – The Sporting News

Wide Receivers / Tight Ends

7th – Athlon Sports

PLAYERS

Weston Dacus

The Birmingham News Second-Team All-SEC
Phipps Football Magazine Second-Team All-SEC
Phil Steele College Football Third-Team All-SEC
Phil Steele College Football No. 25
Inside Linebacker in the Nation

Casey Dick

Phil Steele College Football No. 59
Quarterback in the Nation

Freddie Fairchild

Phil Steele College Football Fourth-Team All-SEC
Phil Steele College Football No. 55
Outside Linebacker in the Nation

Robert Felton

Athlon Sports Second-Team All-SEC
The Birmingham News Second-Team All-SEC
The Sporting News Second-Team All-SEC
Phil Steele College Football Third-Team All-SEC
Phil Steele College Football No. 39
Offensive Guard in the Nation

Michael Grant

Athlon Sports Second-Team All-SEC

Marcus Harrison

The Birmingham News Second-Team All-SEC
Phil Steele College Football Fourth-Team All-SEC
Phil Steele College Football No. 9
Defensive Tackle in the Nation

Peyton Hillis

The Birmingham News SEC Best Blocking Back
Phil Steele College Football No. 1
Fullback in the Nation
The Sporting News No. 4 Fullback in the Nation

Felix Jones

Maxwell Award Watch List
Phipps Football Magazine First-Team All-SEC (RB)
Blue Ribbon College Football Yearbook First-Team All-SEC (KR)
Phil Steele College Football First-Team All-SEC (RB)
Phil Steele College Football First-Team All-SEC (KR)
USA Today Sports Weekly First-Team All-SEC (KR)
Athlon Sports Second-Team All-SEC (RB)
The Birmingham News Second-Team All-SEC (RB)
Lindy's Football Annuals Second-Team All-SEC (RB)
The Sporting News Second-Team All-SEC (KR)
Athlon Sports Third-Team All-SEC (KR)
The Birmingham News SEC Best Kick Returner
Phil Steele College Football No. 9
Running Back in the Nation
Lindy's Football Annuals No. 14 Running Back in the Nation
Phil Steele College Football No. 7 Kick Returner in the Nation
The Sporting News No. 7 Return Man in the Nation
Phil Steele College Football Heisman Trophy Possibility

Jonathan Luigs

Outland Trophy Watch List
Lombardi Award Watch List
Rimington Trophy Watch List
Athlon Sports First-Team All-American
Blue Ribbon College Football Yearbook First-Team All-American
CBS Sportsline.com First-Team All-American
The Sporting News First-Team All-American
Lindy's Football Annuals Second-Team All-American
Street & Smith's Annuals Second-Team All-American
Phil Steele College Football Third-Team All-American
Athlon Sports First-Team All-SEC
Blue Ribbon College Football Yearbook First-Team All-SEC
The Birmingham News First-Team All-SEC

CBS Sportsline.com First-Team All-SEC

Phil Steele College Football First-Team All-SEC
Lindy's Football Annuals First-Team All-SEC
The Sporting News First-Team All-SEC
Street & Smith's Annuals First-Team All-SEC
USA Today Sports Weekly First-Team All-SEC
The Birmingham News SEC Best Offensive Lineman Runner-Up
Phipps Football Magazine First-Team All-SEC
The Sporting News No. 1
Center in the Nation
Lindy's Football Annuals No. 2
Center in the Nation
Phil Steele College Football No. 3
Center in the Nation
The Sporting News Most Dominant SEC Offensive Lineman

Darren McFadden

Maxwell Award Watch List
Doak Walker Award Watch List
Blue Ribbon College Football Yearbook National Offensive Player of the Year
Athlon Sports First-Team All-American
Blue Ribbon College Football Yearbook First-Team All-American
CBS Sportsline.com First-Team All-American
Lindy's Football Annuals First-Team All-American
Phil Steele College Football First-Team All-American
The Sporting News First-Team All-American
Street & Smith's Annuals First-Team All-American
Blue Ribbon College Football Yearbook SEC Offensive Player of the Year
CBS Sportsline.com SEC Offensive Most Valuable Player
The Sporting News SEC Offensive Player of the Year
Athlon Sports First-Team All-SEC
Blue Ribbon College Football Yearbook First-Team All-SEC
The Birmingham News First-Team All-SEC
CBS Sportsline.com First-Team All-SEC
Lindy's Football Annuals First-Team All-SEC
Phil Steele College Football First-Team All-SEC
Phipps Football Magazine First-Team All-SEC
The Sporting News First-Team All-SEC
Street & Smith's Annuals First-Team All-SEC
USA Today Sports Weekly First-Team All-SEC
The Birmingham News SEC Most Valuable Player
Lindy's Football Annuals SEC Most Valuable Player
Scout.com SEC Offensive Player of the Year
The Birmingham News SEC Top Heisman Candidate
The Birmingham News SEC Best Athlete
The Birmingham News SEC Best Runner
The Birmingham News SEC Best Leader
Runner-Up
Lindy's Football Annuals No. 2
Draft Eligible Player for 2008 NFL Draft
Lindy's Football Annuals SEC Toughest to Bring Down
The Sporting News SEC Top NFL Prospect
The Sporting News SEC Fastest Running Back
Lindy's Football Annuals No. 1
Running Back in the Nation



Junior defensive tackle Ernest Mitchell helped Arkansas' defensive line earn a No. 4 ranking in the SEC from The Sporting News.

Phil Steele College Football No. 1
Running Back in the Nation
The Sporting News No. 1 Running Back in the Nation
Lindy's Football Annuals SEC No. 1
NFL Talent
Phil Steele College Football Top Eligible Player for 2008 NFL Draft
Athlon Sports No. 1 Heisman Trophy Candidate
The Sporting News No. 2 Heisman Trophy Candidate
Phil Steele College Football No. 3
Heisman Trophy Favorite

Ernest Mitchell

Phil Steele College Football No. 34
Defensive Tackle in the Nation

Marcus Monk

Maxwell Award Watch List
Phil Steele College Football Fourth-Team All-American
Blue Ribbon College Football Yearbook First-Team All-SEC
Lindy's Football Annuals First-Team All-SEC
Phil Steele College Football First-Team All-SEC
Phipps Football Magazine Second-Team All-SEC
Athlon Sports Third-Team All-SEC
Phil Steele College Football No. 6
Wide Receiver in the Nation
Lindy's Football Annuals No. 12
Wide Receiver in the Nation
Lindy's Football Annuals SEC Most Dangerous Deep Threat
Lindy's Football Annuals SEC No. 10
NFL Talent

Matterral Richardson

Phipps Football Magazine First-Team All-SEC
Phil Steele College Football Third-Team All-SEC
Phil Steele College Football No. 59
Cornerback in the Nation

Awtain Robinson

Phipps Football Magazine First-Team All-SEC
Athlon Sports Second-Team All-SEC
Phil Steele College Football Second-Team All-SEC
The Sporting News Second-Team All-SEC
Phil Steele College Football No. 16
Defensive End in the Nation

2007 PRESEASON HONORS & RANKINGS | OUTLOOK

2007



UNIVERSITY OF ARKANSAS

2007 SEASON PREVIEW NOTES



Junior Jonathan Luigs, who is ranked the No. 1 center in the nation by The Sporting News, and the Razorbacks have led the SEC in rushing four of the last five seasons.

LEADING THE PACK: When it comes to rushing the ball, no team in the Southeastern Conference has done it more effectively in recent years than the Arkansas Razorbacks.

The Hogs have led the league in rushing yardage in four of the last five seasons, including 2005 and 2006. The Razorbacks averaged 228.50 yards on the ground last season to outdistance everyone in the league by almost 63 yards. Arkansas became the first team to pace the SEC in rushing four times in five seasons since Alabama led the league in four-consecutive seasons from 1971-74.

The Hogs ranked fourth nationally in rushing and second nationally in yards per carry as a team with 5.94 yards per tote. Only West Virginia's 6.68 yards per carry was better.

UA tallied 200 or more rushing yards in 16 of its last 29 games dating back to the eighth game of the 2004 season. In addition, the Hogs earned 190 or more yards in two other games.

The Hogs also led the SEC in rushing in 2002, 2003 and 2005 with an average of 218.9, 241.9 and 216.9 yards per game, respectively.

Arkansas is attempting to become the first team to pace the SEC in rushing five times in six seasons since Ole Miss led the league in six-consecutive seasons from 1957-62.

2006 Rushing Leaders

Team	Gms	Att	Net	Avg.	TDs	Yds/pg
1 Navy	13	764	4251	5.56	39	327.00
2 West Virginia	13	590	3939	6.68	48	303.00
3 Air Force	12	660	2753	4.17	22	229.42
4 Arkansas	14	539	3199	5.94	26	228.50
5 Clemson	13	495	2832	5.72	31	217.85

HEISMAN NO. 2: Arkansas tailback Darren McFadden was the first Heisman Memorial Trophy finalist in school history. The then-sophomore finished second to Ohio State quarterback Troy Smith, becoming only the seventh freshman or sophomore to ever finish in the top two. McFadden earned 45 first-place votes and 878 total points, edging out Notre Dame quarterback Brady Quinn (13 first-place votes, 782 total). McFadden captured 298 second-place votes with Quinn garnering 276. Below is a breakdown of the voting.

Heisman Trophy voting

Player, School	1st	2nd	3rd	Total
Troy Smith, Ohio State	801	62	13	2,540
Darren McFadden, Arkansas	45	298	147	878
Brady Quinn, Notre Dame	13	276	191	782
Steve Slaton, West Virginia	6	51	94	214
Michael Hart, Michigan	5	58	79	210
Colt Brennan, Hawaii	6	44	96	202

PROTECT THIS HOUSE: Home field advantage has been good to the Razorbacks, especially during the Houston Nutt era. Arkansas is tied with Florida for the second-most SEC home wins since 1998 with 47. The Hogs are 47-15 (.758) in games played at Donald W. Reynolds Razorback Stadium in Fayetteville and War Memorial Stadium in Little Rock. Arkansas is 20-2 in Little Rock and 27-13 in Fayetteville in that nine-year span.

Most Home Wins (1998-2006)

School	Record	Pct.
LSU	48-13	.787
Florida	47-9	.839
Arkansas	47-15	.758
Georgia	46-10	.821
Tennessee	46-11	.807
Auburn	45-17	.726
Alabama	43-20	.683
Mississippi	35-22	.614
South Carolina	32-26	.552
Mississippi State	29-26	.527
Kentucky	27-29	.482
Vanderbilt	16-37	.302

STILL ATOP THE BOWL LIST: Arkansas is atop the bowl appearance list for SEC Western Division teams since 1998. The Razorbacks have made seven bowl appearances since Houston Nutt took over the reins in Fayetteville, including the 2007 Capital One Bowl in Orlando, Fla. Arkansas has made two appearances in the Cotton Bowl (2000 and 2002) and the Citrus/Capital One Bowl (1999 and 2007), and one in the Las Vegas Bowl (2000), the Music City Bowl (2002) and the Independence Bowl (2003).

Although Arkansas has a rich bowl tradition, in the eight seasons prior to Nutt's arrival the Razorbacks had earned only two bowl berths.

DENTING THE SCOREBOARD: Arkansas has now scored in 135 consecutive games, a school record for scoring in the most consecutive games in team history. Arkansas has not been shut out since a 28-0 loss to LSU in Baton Rouge, La., on Nov. 18, 1995.

UA ranks fourth among league schools in the longest active scoring streak. Florida ranks first in the SEC, earning points in 228 consecutive contests.

RACKING UP 20: The Razorbacks have made a routine of racking up 20 points since Houston Nutt arrived in Fayetteville. Arkansas has scored 20 points or more in 82 of Nutt's 111 games (.739) as head coach. Arkansas is 62-20 (.756) when scoring 20 points or more, including a 36-11 mark (.766) in the last six seasons.

NUTT NAMED SEC COACH OF THE YEAR: Arkansas head coach Houston Nutt was named the Region 2 Coach of the Year by the American Football Coaches Association (AFCA) following the 2006 season. He was also tabbed as the SEC Coach of the Year by both the Associated Press and the league coaches. Nutt led the Razorbacks to a 10-4 record, the SEC Western Division title and a New Year's Day berth in the Capital One Bowl. He was also named SEC Coach of the Year in 2001.

100 AND COUNTING FOR NUTT: The Razorbacks' game against Vanderbilt last fall was the 100th in the nine-year career of Hog boss Houston Nutt. He owns a 67-44 (.604) career record at Arkansas. Nutt is just the third coach in school history to coach 100 games (currently 111) at the helm of the Razorback program. Fred Thomsen (1929-41) was the first, posting a 56-61-10 (.480) record while Frank Broyles (1958-76) is the school's all-time leader with 207 games coached (144-58-5 [.708]) in 19 seasons.

Coach	Total Games	Seasons
Frank Broyles	207	19 (1958-1976)
Fred Thomsen	127	13 (1929-41)
Houston Nutt	110	9 (1998-present)

Nutt's nine-year tenure at Arkansas is also a rare feat for any SEC coach. Only three coaches hired in the SEC since 1990 have enjoyed a stint of 100 games at the same school. Nutt became the fourth against Vanderbilt on Sept. 16.

Coach, School (Years)	Games
Philip Fulmer, Tennessee (1992-current)	170
Jackie Sherrill, Miss. State (1991-2003)	153
Steve Spurrier, Florida (1990-2001)	150
Houston Nutt, Arkansas (1998-current)	111

LEE TAKES REIGNS OF RAZORBACKS' OFFENSE: David Lee returned to Fayetteville during the off-season as the Razorbacks' offensive coordinator and quarterbacks coach. It is Lee's third tour of duty at Arkansas after serving as quarterbacks and full-backs coach under Ken Hatfield from 1984-88 and quarterbacks coach under Houston Nutt from 2001-02.

2007 OUTLOOK — 2007 SEASON PREVIEW NOTES

2007



RAZORBACK FOOTBALL



Lee recently completed his fourth season with the Cowboys as an offensive assistant, overseeing the team's quality control efforts and working closely with the quarterbacks. Lee coached under legendary NFL coach Bill Parcells and worked directly with quarterbacks Quincy Carter, Vinny Testaverde, Drew Henson, Drew Bledsoe and Tony Romo.

Lee's coaching career also includes five years as the head coach at Texas-El Paso (1989-93) and seven more as the offensive coordinator at Rice (1994-2000). Prior to arriving at UA in 1984, he spent two years at UT-Martin and one year at Vanderbilt working with the quarterbacks before beginning a five-year stint as the quarterbacks coach at Ole Miss (1978-82). He was the offensive coordinator at New Mexico during the 1983 season.



Senior strong safety Matt Hewitt and the Razorbacks earned a spot in the Capital One Bowl last year. Arkansas' seven bowl appearances in the last nine years lead the SEC's Western Division.

McFADDEN & JONES FORM DYNAMIC DUO:

The Arkansas tailback duo of Darren McFadden and Felix Jones were the second-most productive rushing teammates in the country (among the NCAA top 100) last season and the top tailback duo, averaging 201.07 yards per game. McFadden ranked 10th nationally at 117.64 ypg while Jones accounted for 83.43 ypg and ranked 34th. The West Virginia combo of TB Steve Slaton (4th; 134.15) and QB Patrick White (16th; 101.58) led the way with 235.73 yards per game on the No. 2 rushing team in the country. The Razorbacks were one of eight teams in the country to have two players ranked in the top 100 in rushing nationally.

Rushers (Individual Avg.)	Team	Combined YPG
1. Steve Slaton (134.15) / Patrick White (101.58)	West Virginia	235.73
2. Darren McFadden (117.64) / Felix Jones (83.43)	Arkansas	201.07
3. James Davis (91.31) / C.J. Spiller (72.15)	Clemson	163.46
4. Terry Cautley (74.67) / Donald Brown II (67.40)	Connecticut	142.07
5. Jackie Battle (72.54) / Anthony Aldridge (68.50)	Houston	141.04

SEC ELITE: Darren McFadden is quickly etching his name in the SEC record books among some of the best running backs the conference has ever produced. His 1,647 yards rushing in 2006 ranks as the fifth-best total in a single season in the history of the Southeastern Conference. Herschel Walker's (Georgia) 1,891 yards in 1981 leads the way. McFadden's total is the most in the SEC since Bo Jackson (Auburn) rushed for 1,786 yards in 1985.

In 2005, McFadden became just the seventh freshman in league history to eclipse the 1,000-yard rushing mark in his first season. He joined Walker, Emmitt Smith (Florida), Reggie Cobb (Tennessee), Chuck Webb (Tennessee), Jamal Lewis (Tennessee) and Justin Vincent (LSU). His 1,113 yards was the sixth-best freshman rushing total in SEC history.

FELIX THE CAT: Felix Jones had five 100-yard rushing games last season with 106 yards vs. Southeast Missouri State, 104 yards at then-No. 2 Auburn, a then-career-high 141 yards vs. Louisiana-Monroe, 137 yards vs. LSU and a career-high 150 yards vs. Wisconsin in the Capital One Bowl. Jones finished second in the SEC and 34th nationally in rushing with 83.43 yards per game. He had a career-best 1,168 yards rushing that ranks seventh in school history on just 150 carries. Jones' 7.58 yards per carry average led the SEC and ranked second in the country. Jones is one of just six players in the country to average better than 7.00 yards per carry.

ALL-AMERICANS ALL AROUND: Arkansas had four players earn All-America honors following the 2006 season, including Darren McFadden who was a unanimous selection. Joining McFadden was offensive lineman Jonathan Luigs, who was also a finalist for the Rimington Trophy, which is awarded to the top center in the nation. Tony Ugoh was a second-team selection at left tackle and Stephen Parker garnered second-team honors at left guard. In 2005, Felix Jones became the first UA freshman to earn first-team All-America honors when he was selected as a kickoff-return specialist.



Junior running back Felix Jones, a first-team All-American as a kick returner in 2005, led the SEC with 7.58 yards per carry last season.

MARVELOUS MONK: At 6-6, Marcus Monk has stood out since the day he stepped foot on campus. He led all Southeastern Conference freshmen in receiving in 2004 and set a school record for freshman receiving along the way. Monk shattered Richard Smith's UA record (33) for receptions by a freshman when he hauled in 37 balls for 569 yards and six touchdowns. He tied for the team lead in catches and garnered freshman All-SEC honors for his efforts. As a sophomore in 2005, Monk caught 35 passes for a team-high 476 yards and seven touchdowns.

In 2006, Monk produced the best numbers of his career with 50 catches for a career-high 962 yards. He caught a school-record 11 touchdown passes and averaged 19.2 yards per catch, which was the second-best in the SEC. He was ninth in the league in yards per game (68.71). Monk's 962 yards is the third-most in a single season in school history.

Monk has caught at least one pass in each of his 36 career games as a Razorback. That mark is the most among returning wide receivers heading into the 2007 season. He has caught at least three passes in 23 of his 36 career games.

MONK ATOP CAREER TD CHART: Marcus Monk's touchdown catch against Florida in the SEC Championship Game was his 24th career TD reception. That moved him ahead of Anthony Lucas on the all-time school chart. Lucas had 23 career TD catches from 1995-99.

Arkansas' All-Time Touchdown Receptions List

1. Marcus Monk	24
2. Anthony Lucas	23
3. Richard Smith	17
4. George Wilson	16
Anthony Eubanks	16
Chuck Dicus	16
Derek Russell	16

Arkansas' Single-Season Touchdown Receptions List

1. Marcus Monk, 2006	11
2. Anthony Lucas, 1998	10
3. Derek Russell, 1990	8
Chuck Dicus, 1968	8
5. 7 tied with	7

MONK EYES SEC TD RECEPTION RECORD: Marcus Monk is already the Razorbacks' all-time touchdown receptions leader with 24. He enters his senior season with the SEC record within his sights. Monk needs just seven to tie and eight to break the career mark of 31 set by Florida's Chris Doering (1992-95). He hauled in six touchdown receptions as a freshman in 2004 and followed that up with seven as a sophomore in 2005. Monk's junior campaign saw him set a school record with 11 TD grabs, which ranks as the 16th-best mark in SEC history. His 24 career touchdown catches are tied for 11th in league history to begin the season.





UNIVERSITY OF ARKANSAS

*Newcomers are not included on pre-season depth chart

OFFENSE

SPLIT END

- 85 **Marcus Monk, 6-6, 220, SR-3L**
- 81 Marques Wade, 6-3, 184, FR-RS
- 28 Chris Baker, 6-1, 200, SR-3L



Marcus Monk

LEFT TACKLE

- 78 Jose Valdez, 6-5, 307, JR-1L
- 73 Ray Dominguez, 6-4, 307, FR-RS



Jose Valdez

LEFT GUARD

- 66 Mitch Petrus, 6-4, 295, JR-2L
- 62 Michael Aguirre, 6-6, 313, SO-1L
- 56 Colin Tucker, 6-5, 286, SO-SQ



Mitch Petrus

CENTER

- 63 **Jonathan Luigs, 6-4, 307, JR-2L**
- 58 Joey Crossland, 6-6, 324, SO-SQ
- Mike Moffitt, 6-2, 287, SR-SQ



Jonathan Luigs

RIGHT GUARD

- 61 **Robert Felton, 6-4, 328, SR-3L**
- 65 DeMarcus Love, 6-5, 307, FR-RS
- Cody Standridge, 6-3, 275, FR-RS



Robert Felton

RIGHT TACKLE

- 75 Nate Garner, 6-7, 319, SR-3L
- 72 Cody Green, 6-4, 332, JR-SQ
- 76 Jim Hart, 6-5, 300, FR-RS



Nate Garner

TIGHT END

- 82 Andrew Davie, 6-5, 265, SO-1L
- 86 Ben Cleveland, 6-4, 250, SO-1L
- 83 Lance Thompson, 6-4, 242, JR-2L



Andrew Davie

FLANKER

- 18 Robert Johnson, 6-2, 209, SR-3L **OR**
- 2 London Crawford, 6-2, 200, SO-1L
- 1 Reggie Fish, 5-7, 156, JR-2L
- 13 Rod Coleman, 6-1, 190, SO-1L **OR**
- 87 John Aaron Rees, 6-0, 203, JR-2L
- 15 Andrew Norman, 6-2, 193, FR-RS **OR**
- 19 Carlton Salters, 6-0, 192, FR-RS



Robert Johnson

QUARTERBACK

- 11 **Casey Dick, 6-2, 216, JR-2L**
- 16 Nathan Emert, 6-2, 203, SO-SQ
- 15 Clark Irwin, 6-0, 188, SO-SQ



Casey Dick

TAILBACK

- 5 **Darren McFadden, 6-2, 215, JR-2L**
- 25 Felix Jones, 6-0, 207, JR-2L
- 21 Michael Smith, 5-7, 174, SO-1L
- 20 Torian Wilkins, 5-9, 190, FR-RS



Darren McFadden

FULLBACK

- 22 **Peyton Hillis, 6-2, 243, SR-3L**
- 33 Farod Jackson, 6-0, 230, SR-3L
- 37 Hezekiah Smith, 5-11, 217, SO-1L



Peyton Hillis

OUTLOOK | 2007 PRE-SEASON DEPTH CHART

SPECIAL TEAMS

KICKOFF

- 52 **Brian Vavra, 5-11, 175, JR-2L**



Brian Vavra

PLACEKICKER

- 50 **Jeremy Davis, 5-9, 195, JR-2L**



Jeremy Davis

PUNTER

- 50 **Jeremy Davis, 5-9, 195, JR-2L**



Jeremy Davis

DEEP SNAPPER

- Barrett Reynolds, 6-1, 240, FR-RS



Barrett Reynolds

HOLDER

- 15 Clark Irwin, 6-0, 188, SO-SQ



Clark Irwin

KICKOFF RETURNS

- 25 **Felix Jones, 6-0, 207, JR-2L**
- 5 **Darren McFadden, 6-2, 215, JR-2L**



Felix Jones

PUNT RETURNS

- 22 **Peyton Hillis, 6-2, 243, SR-3L**
- 1 **Reggie Fish, 5-7, 156, JR-2L**



Peyton Hillis



RAZORBACK FOOTBALL



*Newcomers are not included on pre-season depth chart

DEFENSE

LEFT END

- 96 Malcolm Sheppard, 6-3, 272, SO-1L
- 53 Adrian Davis, 6-4, 235, SO-1L



Malcolm Sheppard

LEFT TACKLE

- 90 Ernest Mitchell, 6-2, 296, JR-2L
- 98 Cord Gray, 6-1, 292, JR-2L



Ernest Mitchell

RIGHT TACKLE

- 55 Marcus Harrison, 6-3, 307, SR-3L
- 91 Fred Bledsoe, 6-3, 314, SR-1L



Marcus Harrison

RIGHT END

- 97 Antwain Robinson, 6-2, 255, JR-2L
- 94 Chris Wade, 6-5, 258, SR-1L



Antwain Robinson

WILL LINEBACKER

- 41 Ryan Powers, 6-1, 210, FR-RS
- 48 Desmond Williams, 6-2, 214, JR-2L



Ryan Powers

MIKE LINEBACKER

- 30 Weston Dacus, 6-2, 230, SR-3L
- 47 Wendel Davis, 6-1, 220, SO-1L



Weston Dacus

SAM LINEBACKER

- 44 Freddie Fairchild, 6-3, 220, SO-1L
- 42 Chip Gregory, 6-3, 225, FR-RS



Freddie Fairchild

LEFT CORNERBACK

- 27 Jerell Norton, 6-0, 184, SO-1L
- 29 Jamar Love, 6-1, 191, JR-2L



Jerell Norton

STRONG SAFETY

- 31 Matt Hewitt, 6-3, 215, SR-1L
- 39 Matt Harris, 6-2, 192, SO-SQ



Matt Hewitt

FREE SAFETY

- 8 Michael Grant, 5-11, 182, SR-3L
- 3 Kevin Woods, 5-10, 194, SR-3L



Michael Grant

RIGHT CORNERBACK

- 9 Matterral Richardson, 6-0, 197, SR-3L
- 17 Shedrick Johnson, 5-10, 185, JR-2L



Matterral Richardson

DEPTH CHART KEY

Returning starters from 2006 are in **bold**.

2007 PRE-SEASON DEPTH CHART | OUTLOOK

2007

PRONUNCIATION GUIDE

COACHING STAFF

James SHIBEST – SHEE-“best”

ATHLETES

Michael AGUIRRE – a-“GEAR”-ee
 RAMON Broadway – “RUH”-moan
 Joe CHAISSON – “SHAW”-shawn

Kareem CROWELL – “CROW”-l
 Weston DACUS – “DAY”-cuss
 Nathan EMERT – “EM”-urt
 Elston FORTE – “FOUR”-tay
 FAROD Jackson – “FUH”-rod
 WALNER LEANDRE –
 “WALL”-ner lee-“ANN”-dray

Jonathan LUIGS – luh-“WEEGS”
 JERRELL Norton – “JUH”-rell
 Mitch PETRUS – “PET”-russ
 John Aaron REES – “RE” - z
 MATTERRAL Richardson – Ma-“TAIR”- uhl
 ANTWAIN Robinson – An-“TWON”
 Brian VAVRA – “VAAV” - rah





UNIVERSITY OF ARKANSAS

(Heights and weights as of May 9, 2007)

2007 ARKANSAS RAZORBACKS ALPHABETICAL ROSTER

No.	Name	Pos.	Ht.	Wt.	Class-Exp.	RS Year / Medical Hardship	Hometown (High School / JC)
62	Michael Aguirre	OG	6-6	313	SO-1L	'05	Fort Lauderdale, Fla. (Cypress Bay HS)
99	Damario Ambrose	DE	6-5	250	FR-HS		Mobile, Ala. (Davidson HS)
	Charles Alexander	DT	6-3	275	SO-SQ	'06	Little Rock, Ark. (Central HS / Ouachita Baptist)
28	Chris Baker	SE	6-1	200	SR-3L	'05	Osceola, Ark. (Osceola / Hargrave [Va.] Military Acad.)
6	Brandon Barnett	TB	5-10	190	SO-TR		Texarkana, Ark. (Arkansas HS / Butler County [Kan.] CC)
	Clay Bemberg	OG	6-3	264	FR-RS	'06	Little Rock, Ark. (Central HS)
	Chris Berezansky	DT	6-1	230	SO-SQ	'05	Hillsborough, N.J. (Hillsborough)
	Evan Bettis	CB	5-9	169	FR-RS	'06	Little Rock, Ark. (Episcopal Collegiate HS)
54	Jake Bequette	DE	6-5	252	FR-HS		Little Rock, Ark. (Catholic HS)
91	Fred Bledsoe	DT	6-3	314	SR-1L	'06	Little Rock, Ark. (Central HS)
49	Mark Bonner	SLB	6-0	205	JR-2L		Fayetteville, Ark. (Fayetteville)
26	Ramon Broadway	CB	5-9	187	FR-RS	'06	Shreveport, La. (Evangel Christian Academy)
46	Freddy Burton	SLB	6-2	190	FR-HS		Morrilton, Ark. (Morrilton)
89	Adrian Campbell	DE	6-5	250	FR-HS		Richardson, Texas (L.V. Berkner HS)
14	Joe Chaisson	QB	6-3	185	FR-HS		Beaumont, Texas (West Brook HS)
	Nigel Chandler	SE	5-9	172	FR-RS	'06	Houston, Texas (Booker T. Washington HS)
86	Ben Cleveland	TE	6-4	250	SO-1L		Springdale, Ark. (Springdale)
13	Rod Coleman	FL	6-1	190	SO-1L	'05	Camden, Ark. (Fairview HS)
64	Grant Cook	C	6-6	310	FR-HS		Jonesboro, Ark. (Jonesboro)
2	London Crawford	FL	6-2	200	SO-1L		Mobile, Ala. (Davidson HS)
58	Joey Crossland	C	6-6	324	SO-SQ	'05	Russellville, Ark. (Russellville)
74	Kareem Crowell	OT	6-4	315	FR-HS		Tallahassee, Fla. (Godby HS / Hargrave [Va.] Military Academy)
30	Weston Dacus	MLB	6-2	230	SR-3L		Searcy, Ark. (Searcy)
82	Andrew Davie	TE	6-5	265	SO-1L	'05	Little Rock, Ark. (Central Ark. Christian)
53	Adrian Davis	DE	6-4	235	SO-1L		Rosenberg, Texas (Terry HS)
50	Jeremy Davis	P / K	5-9	195	JR-2L	'05	Fort Smith, Ark. (Southside HS)
47	Wendel Davis	MLB	6-1	220	SO-1L		Sweeny, Texas (Sweeny)
40	Tim Dial	MLB	6-3	215	FR-HS		Jenks, Okla. (Jenks)
11	Casey Dick	QB	6-2	216	JR-2L		Allen, Texas (Allen)
10	Nathan Dick	QB	6-4	210	FR-HS		Allen, Texas (Allen)
73	Ray Dominguez	OT	6-4	307	FR-RS	'06	Bainbridge, Ga. (Bainbridge)
16	Nathan Emert	QB	6-2	203	SO-SQ	'06	Springdale, Ark. (Shiloh Christian / Missouri Southern)
44	Freddie Fairchild	SLB	6-3	220	SO-1L	NA / '06	Little Rock, Ark. (Central HS / Hargrave [Va.] Military Acad.)
61	Robert Felton	OG	6-4	328	SR-3L	'03	Houston, Texas (Cypress Creek HS)
	Aaron Fenton	WLB	6-1	217	FR-RS	'06	Plano, Texas (Plano)
1	Reggie Fish	FL	5-7	156	JR-2L	'04	Mesquite, Texas (Mesquite)
38	Elston Forte	SS	6-0	207	JR-2L		Little Rock, Ark. (Mills HS)
34	Jerry Franklin	SS	6-2	210	FR-HS		Marion, Ark. (Marion)
80	Grant Freeman	TE / OT	6-7	250	FR-HS		Paris, Ark. (Paris)
75	Nate Garner	OT	6-7	319	SR-3L	'03	Roland, Ark. (Pulaski Robinson HS)
23	Greg Gatson	CB	5-11	170	FR-HS		Memphis, Tenn. (Germantown HS)
	Blane Gibson	TE	6-2	227	SO-SQ	'05	Quitman, Texas (Quitman)
8	Michael Grant	FS	5-11	182	SR-3L		Stone Mountain, Ga. (Stephenson HS)
98	Cord Gray	DT	6-1	292	JR-2L		Wynne, Ark. (Wynne)
71	Wade Grayson	OG	6-4	280	FR-HS		Harrison, Ark. (Harrison)
72	Cody Green	OT	6-4	332	JR-SQ	'04	Oneonta, Ala. (Cullman [Ala.] HS)
42	Chip Gregory	SLB	6-3	225	FR-RS	'06	Allen, Texas (American Heritage Academy)
	Joel Hall	K	5-10	155	SO-SQ	'05	Shreveport, La. (Loyola College Prep)
32	Bret Harris	SS	6-0	205	FR-HS		Irving, Texas (MacArthur HS)
39	Matt Harris	SS	6-2	192	SO-SQ	'05	Richardson, Texas (Pearce HS)
	Michael Harris	TB	5-9	190	FR-HS		Tulsa, Okla. (Booker T. Washington HS)
55	Marcus Harrison	DT	6-3	307	SR-3L		Little Rock, Ark. (Mills HS / Hargrave Military [Va.] Acad.)
76	Jim Hart	OT	6-5	300	FR-RS	'06	Pocahontas, Ark. (Pocahontas)
	Joseph Henry	TE	6-3	225	SO-SQ	'05	Conway, Ark. (Little Rock [Ark.] Central HS)
31	Matt Hewitt	SS	6-3	215	SR-1L		Englewood, N.J. (Dwight Morrow HS / Alfred St CC)
22	Peyton Hillis	FB	6-2	243	SR-3L		Conway, Ark. (Conway)
15	Clark Irwin	QB	6-0	188	SO-SQ	'05	Little Rock, Ark. (Central HS)



RAZORBACK FOOTBALL



(Heights and weights as of May 9, 2007)

No.	Name	Pos.	Ht.	Wt.	Class-Exp.	RS Year / Medical Hardship	Hometown (High School / JC)
33	Farod Jackson	FB	6-0	230	SR-3L	'03	Little Rock, Ark. (Mills HS)
35	Rashaad Johnson	FS	6-1	192	SO-SQ	'05	Waco, Texas (Waco)
18	Robert Johnson	FL	6-2	209	SR-3L	'03	Waco, Texas (Waco)
17	Shedrick Johnson	CB	5-10	185	JR-2L	'04	Sweeny, Texas (Sweeny)
25	Felix Jones	TB	6-0	207	JR-2L		Tulsa, Okla. (Booker T. Washington HS)
95	Patrick Jones	DT	6-2	280	FR-HS		Hampton, Ga. (Lovejoy HS)
	Ryan Jones	CB	5-10	176	FR-RS	'06	Richboro, Pa. (Council Rock South HS)
92	Brandon Lampkin	DT	6-5	255	FR-HS		Tucker, Ga. (Tucker)
36	Walner Leandre	FS	6-2	215	JR-TR		Tampa, Fla. (Plant HS / Blinn [Texas] JC)
65	DeMarcus Love	OG	6-5	307	FR-RS	'06	Lancaster, Texas (Carter HS)
29	Jamar Love	CB	6-1	191	JR-2L		North Little Rock, Ark. (North Little Rock)
37	Jermaine Love	WLB	5-11	220	FR-HS		Garland, Texas (North Garland HS)
63	Jonathan Luigs	C	6-4	307	JR-2L	'04	Little Rock, Ark. (Pulaski Academy)
5	Darren McFadden	TB	6-2	215	JR-2L		Little Rock, Ark. (North Little Rock [Ark.] Pulaski Oak Grove HS)
24	Isaac Madison	CB	6-0	180	FR-HS		Dallas, Texas (Carter HS)
	Daniel Meador	WLB	5-11	187	FR-RS	'06	Charleston, Ark. (Charleston)
88	Lucas Miller	SE	6-3	195	SO-1L	'05	Huntington, Ark. (Greenwood [Ark.] HS)
90	Ernest Mitchell	DT	6-2	296	JR-2L	'04	Newnan, Ga. (Newnan)
	Mike Moffitt	C	6-2	287	SR-SQ		Gilbert, Ariz. (Gilbert HS / Univ. of New Haven / N. Arizona)
85	Marcus Monk	SE	6-6	220	SR-3L		Lepanto, Ark. (East Poinsett County HS)
15	Andrew Norman	FL	6-2	193	FR-RS		Springdale, Ark. (Springdale)
27	Jerell Norton	CB	6-0	184	SO-1L		Cedar Hill, Texas (Cedar Hill)
60	Seth Oxner	C	6-4	285	FR-HS		Monticello, Ark. (Monticello)
	Sean Penix	CB	5-11	178	JR-SQ	'04	Fort Smith, Ark. (Southside HS)
66	Mitch Petrus	OG	6-4	295	JR-2L		Carlisle, Ark. (Carlisle)
41	Ryan Powers	WLB	6-1	210	FR-RS	NA / '06	Athens, Ala. (Tanner HS)
87	John Aaron Rees	FL	6-0	203	JR-2L	'04	Little Rock, Ark. (Pulaski Academy)
	Barrett Reynolds	SNP	6-1	240	FR-RS	'06	Dallas, Texas (Plano West HS)
9	Matterral Richardson	CB	6-0	197	SR-3L		Marlin, Texas (Marlin)
51	Rhett Richardson	SNP	6-1	215	FR-HS		Rockwall, Texas (Rockwall)
97	Antwain Robinson	DE	6-2	255	JR-2L		Little Rock, Ark. (Central HS)
	Robert Salinas	FB	6-1	227	SO-TR		La Joya, Texas (La Joya HS / Wabash College)
19	Carlton Salters	FL	6-0	192	FR-RS		Tallahassee, Fla. (North Florida Christian HS)
57	Donnell Sanders	DE	6-3	235	FR-RS		College Park, Ga. (North Clayton HS)
93	Marcus Shavers	DT	6-3	295	JR-2L		Allen, Texas (Allen)
96	Malcolm Sheppard	DE	6-3	272	SO-1L		Bainbridge, Ga. (Bainbridge)
37	Hezekiah Smith	FB	5-11	217	SO-1L	'05	Little Rock, Ark. (Sylvan Hills HS)
21	Michael Smith	TB	5-7	174	SO-1L	'05	Tallahassee, Fla. (Rickards HS)
	Mitchell Smith	P	5-11	220	SO-SQ	'05	Bentonville, Ark. (Bentonville)
	Cody Standridge	OG	6-3	275	FR-RS	'06	Mount Ida, Ark. (Mount Ida)
	Tyler Steelman	K	6-0	170	SO-SQ		Fayetteville, Ark. (Fayetteville)
59	Van Stumon	DE	6-2	260	FR-RS	'06	North Little Rock, Ark. (North Little Rock)
7	Alex Tejeda	K	6-1	200	FR-HS		Springdale, Ark. (Springdale)
83	Lance Thompson	TE	6-4	242	JR-2L	'04	Searcy, Ark. (Searcy HS)
84	Crosby Tuck	FL	6-1	185	FR-HS		Springdale, Ark. (Shiloh Christian)
56	Colin Tucker	OG	6-5	286	SO-SQ	'05	Richardson, Texas (Pearce HS)
78	Jose Valdez	OT	6-5	307	JR-1L		St. Francis, Wis. (St. Francis)
52	Brian Vavra	K	5-11	175	JR-2L	'05	Bentonville, Ark. (Bentonville HS)
94	Chris Wade	DE	6-5	258	SR-1L		Broken Arrow, Okla. (Broken Arrow HS / NEO A&M)
81	Marques Wade	SE	6-3	184	FR-RS	'06	Ellenwood, Ga. (Martin Luther King HS)
43	Dallas Washington	FS	6-0	212	JR-2L	'05	Douglasville, Texas (Atlanta HS)
20	Torian Wilkins	TB	5-9	190	FR-RS	'06	Katy, Texas (Brookshire Royal HS)
48	Desmond Williams	WLB	6-2	214	JR-2L	'05	Euless, Texas (Trinity HS)
45	D.J. Williams	TE	6-2	240	FR-HS		Little Rock, Ark. (Central Arkansas Christian)
3	Kevin Woods	FS	5-10	194	SR-3L	'03	Memphis, Tenn. (Fairley HS)

2007 ARKANSAS RAZORBACKS ALPHABETICAL ROSTER | OUTLOOK

2007





UNIVERSITY OF ARKANSAS

(Heights and weights as of May 9, 2007)

2007 OUTLOOK | 2007 ARKANSAS RAZORBACKS NUMERICAL ROSTER

No.	Name	Pos.	Ht.	Wt.	Class-Exp.	RS Year / Medical Hardship	Hometown (High School / JC)
1	Reggie Fish	FL	5-7	156	JR-2L	'04	Mesquite, Texas (Mesquite)
2	London Crawford	FL	6-2	200	SO-1L		Mobile, Ala. (Davidson HS)
3	Kevin Woods	FS	5-10	194	SR-3L	'03	Memphis, Tenn. (Fairley HS)
5	Darren McFadden	TB	6-2	215	JR-2L		Little Rock, Ark. (North Little Rock [Ark.] Pulaski Oak Grove HS)
6	Brandon Barnett	TB	5-10	190	SO-TR		Texarkana, Ark. (Arkansas HS / Butler County [Kan.] CC)
7	Alex Tejada	K	6-1	200	FR-HS		Springdale, Ark. (Springdale)
8	Michael Grant	FS	5-11	182	SR-3L		Stone Mountain, Ga. (Stephenson HS)
9	Matterral Richardson	CB	6-0	197	SR-3L		Marlin, Texas (Marlin)
10	Nathan Dick	QB	6-4	210	FR-HS		Allen, Texas (Allen)
11	Casey Dick	QB	6-2	216	JR-2L		Allen, Texas (Allen)
13	Rod Coleman	FL	6-1	190	SO-1L	'05	Camden, Ark. (Fairview HS)
14	Joe Chaisson	QB	6-3	185	FR-HS		Beaumont, Texas (West Brook HS)
15	Clark Irwin	QB	6-0	188	SO-SQ	'05	Little Rock, Ark. (Central HS)
15	Andrew Norman	FL	6-2	193	FR-RS		Springdale, Ark. (Springdale HS)
16	Nathan Emert	QB	6-2	203	SOSQ	'06	Springdale, Ark. (Shiloh Christian / Missouri Southern)
17	Shedrick Johnson	CB	5-10	185	JR-2L	'04	Sweeny, Texas (Sweeny)
18	Robert Johnson	FL	6-2	209	SR-3L	'03	Waco, Texas (Waco)
19	Carlton Salters	FL	6-0	192	FR-RS		Tallahassee, Fla. (North Florida Christian HS)
20	Torian Wilkins	TB	5-9	190	FR-RS	'06	Katy, Texas (Brookshire Royal HS)
21	Michael Smith	TB	5-7	174	SO-1L	'05	Tallahassee, Fla. (Rickards HS)
22	Peyton Hillis	FB	6-2	243	SR-3L		Conway, Ark. (Conway)
23	Greg Gatson	CB	5-11	170	FR-HS		Memphis, Tenn. (Germantown HS)
24	Isaac Madison	CB	6-0	180	FR-HS		Dallas, Texas (Carter HS)
25	Felix Jones	TB	6-0	207	JR-2L		Tulsa, Okla. (Booker T. Washington HS)
26	Ramon Broadway	CB	5-9	187	FR-RS	'06	Shreveport, La. (Evangel Christian Academy)
27	Jerell Norton	CB	6-0	184	SO-1L		Cedar Hill, Texas (Cedar Hill)
28	Chris Baker	SE	6-1	200	SR-3L	'05	Osceola, Ark. (Osceola / Hargrave [Va.] Military Acad.)
29	Jamar Love	CB	6-1	191	JR-2L		North Little Rock, Ark. (North Little Rock)
30	Weston Dacus	MLB	6-2	230	SR-3L		Searcy, Ark. (Searcy)
31	Matt Hewitt	SS	6-3	215	SR-1L		Englewood, N.J. (Dwight Morrow HS / Alfred St CC)
32	Bret Harris	SS	6-0	205	FR-HS		Irving, Texas (MacArthur HS)
33	Farod Jackson	FB	6-0	230	SR-3L	'03	Little Rock, Ark. (Mills HS)
34	Jerry Franklin	SS	6-2	210	FR-HS		Marion, Ark. (Marion)
35	Rashaad Johnson	FS	6-1	192	SO-SQ	'05	Waco, Texas (Waco HS)
36	Walner Leandre	FS	6-2	215	JR-TR		Tampa, Fla. (Plant HS / Blinn [Texas] JC)
37	Jermaine Love	WLB	5-11	220	FR-HS		Garland, Texas (North Garland HS)
37	Hezekiah Smith	FB	5-11	217	SO-1L	'05	Little Rock, Ark. (Sylvan Hills HS)
38	Elston Forte	SS	6-0	207	JR-2L		Little Rock, Ark. (Mills HS)
39	Matt Harris	SS	6-2	192	SO-SQ	'05	Richardson, Texas (Pearce HS)
40	Tim Dial	MLB	6-3	215	FR-HS		Jenks, Okla. (Jenks)
41	Ryan Powers	WLB	6-1	210	FR-RS	NA / '06	Athens, Ala. (Tanner HS)
42	Chip Gregory	SLB	6-3	225	FR-RS	'06	Allen, Texas (American Heritage Academy)
43	Dallas Washington	FS	6-0	212	JR-2L	'05	Douglasville, Texas (Atlanta HS)
44	Freddie Fairchild	SLB	6-3	220	SO-1L	NA / '06	Little Rock, Ark. (Central HS / Hargrave [Va.] Military Acad.)
45	D.J. Williams	TE	6-2	240	FR-HS		Little Rock, Ark. (Central Arkansas Christian)
46	Freddy Burton	SLB	6-2	190	FR-HS		Morrilton, Ark. (Morrilton)
47	Wendel Davis	MLB	6-1	220	SO-1L		Sweeny, Texas (Sweeny)
48	Desmond Williams	WLB	6-2	214	JR-2L	'05	Euless, Texas (Trinity HS)
49	Mark Bonner	SLB	6-0	205	JR-2L		Fayetteville, Ark. (Fayetteville)
50	Jeremy Davis	P / K	5-9	195	JR-2L	'05	Fort Smith, Ark. (Southside HS)
51	Rhett Richardson	SNP	6-1	215	FR-HS		Rockwall, Texas (Rockwall)
52	Brian Vavra	K	5-11	175	JR-2L	'05	Bentonville, Ark. (Bentonville HS)
53	Adrian Davis	DE	6-4	235	SO-1L		Rosenberg, Texas (Terry HS)
54	Jake Bequette	DE	6-5	252	FR-HS		Little Rock, Ark. (Catholic HS)
55	Marcus Harrison	DT	6-3	307	SR-3L		Little Rock, Ark. (Mills HS / Hargrave Military [Va.] Acad.)
56	Colin Tucker	OG	6-5	286	SO-SQ	'05	Richardson, Texas (Pearce HS)
57	Donnell Sanders	DE	6-3	235	FR-RS		College Park, Ga. (North Clayton HS)



RAZORBACK FOOTBALL



(Heights and weights as of May 9, 2007)

No.	Name	Pos.	Ht.	Wt.	Class-Exp.	RS Year / Medical Hardship	Hometown (High School / JC)
58	Joey Crossland	C	6-6	324	SO-SQ	'05	Russellville, Ark. (Russellville)
59	Van Stumon	DE	6-2	260	FR-RS	'06	North Little Rock, Ark. (North Little Rock)
60	Seth Oxner	C	6-4	285	FR-HS		Monticello, Ark. (Monticello)
61	Robert Felton	OG	6-4	328	SR-3L	'03	Houston, Texas (Cypress Creek HS)
62	Michael Aguirre	OG	6-6	313	SO-1L	'05	Fort Lauderdale, Fla. (Cypress Bay HS)
63	Jonathan Luigs	C	6-4	307	JR-2L	'04	Little Rock, Ark. (Pulaski Academy)
64	Grant Cook	C	6-6	310	FR-HS		Jonesboro, Ark. (Jonesboro)
65	DeMarcus Love	OG	6-5	307	FR-RS	'06	Lancaster, Texas (Carter HS)
66	Mitch Petrus	OG	6-4	295	JR-2L		Carlisle, Ark. (Carlisle)
71	Wade Grayson	OG	6-4	280	FR-HS		Harrison, Ark. (Harrison)
72	Cody Green	OT	6-4	332	JR-SQ	'04	Oneonta, Ala. (Cullman [Ala.] HS)
73	Ray Dominguez	OT	6-4	307	FR-RS	'06	Bainbridge, Ga. (Bainbridge)
74	Kareem Crowell	OT	6-4	315	FR-HS		Tallahassee, Fla. (Godby HS / Hargrave [Va.] Military Academy)
75	Nate Garner	OT	6-7	319	SR-3L	'03	Roland, Ark. (Pulaski Robinson HS)
76	Jim Hart	OT	6-5	300	FR-RS	'06	Pocahontas, Ark. (Pocahontas)
78	Jose Valdez	OT	6-5	307	JR-1L		St. Francis, Wis. (St. Francis)
80	Grant Freeman	TE / OT	6-7	250	FR-HS		Paris, Ark. (Paris)
81	Marques Wade	SE	6-3	184	FR-RS	'06	Ellenwood, Ga. (Martin Luther King HS)
82	Andrew Davie	TE	6-5	265	SO-1L	'05	Little Rock, Ark. (Central Ark. Christian)
83	Lance Thompson	TE	6-4	242	JR-2L	'04	Searcy, Ark. (Searcy HS)
84	Crosby Tuck	FL	6-1	185	FR-HS		Springdale, Ark. (Shiloh Christian)
85	Marcus Monk	SE	6-6	220	SR-3L		Lepanto, Ark. (East Poinsett County HS)
86	Ben Cleveland	TE	6-4	250	SO-1L		Springdale, Ark. (Springdale)
87	John Aaron Rees	FL	6-0	203	JR-2L	'04	Little Rock, Ark. (Pulaski Academy)
88	Lucas Miller	SE	6-3	195	SO-1L	'05	Huntington, Ark. (Greenwood [Ark.] HS)
89	Adrian Campbell	DE	6-5	250	FR-HS		Richardson, Texas (L.V. Berkner HS)
90	Ernest Mitchell	DT	6-2	296	JR-2L	'04	Newnan, Ga. (Newnan HS)
91	Fred Bledsoe	DT	6-3	314	SR-1L	'06	Little Rock, Ark. (Central HS)
92	Brandon Lampkin	DT	6-5	255	FR-HS		Tucker, Ga. (Tucker)
93	Marcus Shavers	DT	6-3	295	JR-2L		Allen, Texas (Allen)
94	Chris Wade	DE	6-5	258	SR-1L		Broken Arrow, Okla. (Broken Arrow HS / NEO A&M)
95	Patrick Jones	DT	6-2	280	FR-HS		Hampton, Ga. (Lovejoy HS)
96	Malcolm Sheppard	DE	6-3	272	SO-1L		Bainbridge, Ga. (Bainbridge)
97	Antwain Robinson	DE	6-2	255	JR-2L		Little Rock, Ark. (Central HS)
98	Cord Gray	DT	6-1	292	JR-2L		Wynne, Ark. (Wynne)
99	Damario Ambrose	DE	6-5	250	FR-HS		Mobile, Ala. (Davidson HS)
	Charles Alexander	DT	6-3	275	SO-SQ	'06	Little Rock, Ark. (Central HS / Ouachita Baptist)
	Clay Bemberg	OG	6-3	264	FR-RS	'06	Little Rock, Ark. (Central HS)
	Chris Berezansky	DT	6-1	230	SO-SQ	'05	Hillsborough, N.J. (Hillsborough)
	Evan Bettis	CB	5-9	169	FR-RS	'06	Little Rock, Ark. (Episcopal Collegiate HS)
	Nigel Chandler	SE	5-9	172	FR-RS	'06	Houston, Texas (Booker T. Washington HS)
	Aaron Fenton	WLB	6-1	217	FR-RS	'06	Plano, Texas (Plano)
	Blane Gibson	TE	6-2	227	SO-SQ	'05	Quitman, Texas (Quitman)
	Joel Hall	K	5-10	155	SO-SQ	'05	Shreveport, La. (Loyola College Prep)
	Michael Harris	TB	5-9	190	FR-HS		Tulsa, Okla. (Booker T. Washington HS)
	Joseph Henry	TE	6-3	225	SO-SQ	'05	Conway, Ark. (Little Rock [Ark.] Central HS)
	Ryan Jones	CB	5-10	176	FR-RS	'06	Richboro, Pa. (Council Rock South HS)
	Daniel Meador	WLB	5-11	187	FR-RS	'06	Charleston, Ark. (Charleston)
	Mike Moffitt	C	6-2	287	SR-SQ		Gilbert, Ariz. (Gilbert HS / Univ. of New Haven / N. Arizona)
	Sean Penix	CB	5-11	178	JR-SQ	'04	Fort Smith, Ark. (Southside HS)
	Barrett Reynolds	SNP	6-1	240	FR-RS	'06	Dallas, Texas (Plano West HS)
	Robert Salinas	FB	6-1	227	SO-TR		La Joya, Texas (La Joya HS / Wabash College)
	Mitchell Smith	P	5-11	220	SO-SQ	'05	Bentonville, Ark. (Bentonville)
	Cody Standridge	OG	6-3	275	FR-RS	'06	Mount Ida, Ark. (Mount Ida)
	Tyler Steelman	K	6-0	170	SO-SQ		Fayetteville, Ark. (Fayetteville)

2007 ARKANSAS RAZORBACKS NUMERICAL ROSTER | OUTLOOK

2007





UNIVERSITY OF ARKANSAS

HEAD COACH HOUSTON NUTT

2007 FOOTBALL STAFF | HEAD COACH HOUSTON NUTT



Seven bowl games, three Southeastern Conference Western Division titles and an average of more than seven wins per season – that’s what Houston Nutt has accomplished in nine years as the head coach at Arkansas.

Going into his 10th season in Fayetteville, he is the second-longest tenured coach in the SEC. His seven bowl bids rank fourth in the league over the last nine years, and tie for first among the schools in the Western Division.

Under Nutt, the Razorbacks are 47-15 at home, which ties for the second-most home victories in the SEC since 1998.

The 2006 SEC Coach of the Year has recorded 14 victories over ranked opponents, including the 27-10 win at No. 2 Auburn last year. He has 17 victories while the Hogs have been ranked.

Nutt, who also earned SEC Coach of the Year honors in 2001 and in 1998 was the Division I-A Coach of the Year by The Sporting News, has guided Arkansas to three final national rankings, including a final ranking of No. 15 in 2006.

Over the last nine years, Arkansas has gone 67-44, including 38-34 in SEC play.

In the previous eight years, prior to Nutt’s arrival, Arkansas was 38-51 with two bowl bids. In UA’s first six years in the Southeastern Conference (1992-97), the Razorbacks totaled 19 league victories.

Since then, Nutt has led the Hogs to four nine-win seasons, including a 10-4 mark in 2006, and SEC Western Division championships in 1998, 2002 and 2006. The Razorbacks have earned trips to the Citrus (1999), Cotton (2000 & 2002), Las Vegas (2000), Music City (2002), Independence (2003) and Capital One (2006) bowls.

Nutt and his staff have produced 12 All-America selections, 52 All-SEC selections, a Doak Walker Award winner (Darren McFadden, 2006) a Heisman Trophy runner-up (McFadden, 2006), a finalist for the Outland Trophy and the Lombardi Award (Shawn Andrews, 2003), and a finalist for the Rimington Trophy (Jonathan Luigs, 2006).

Arkansas has had 70 games televised since 1998, an average of almost eight per season. UA has also averaged more than one All-American, more than seven All-SEC selections and more than seven victories per season.

In the eight years prior to Nutt’s arrival, the Hogs appeared on television 36 times, an average of 4.5 games per year. In UA’s first six seasons in the SEC, the Razorbacks averaged three All-SEC picks and had no All-Americans.

Under Nutt, Arkansas has led the SEC in rushing four of the last five years and ranked among the nation’s top 15 four times. Arkansas has also ranked among the NCAA’s top 30 in rushing defense three times, in passing defense twice and in total defense four times.

Nutt’s teams have recorded three of the top seven season rushing totals, five of the top nine season passing totals, the top three total offensive averages, four of the top seven season scoring totals and the top six touchdown passing seasons in school history.

In the classroom, 145 Razorbacks have been named to the SEC’s Academic Honor Roll during Nutt’s tenure.

Nutt is only the third head coach in UA history to lead the Hogs to bowl games in each of his first six seasons. Nutt joins former UA coaches Lou Holtz and Ken Hatfield in accomplishing that feat. Holtz led the Hogs to six straight bowl games from 1977-82 and Hatfield remains the winningest coach by percentage in UA history.

Nutt has turned Arkansas into a fertile recruiting ground for NFL scouts as evidenced by the 27 NFL Draft selections since 1998. In 2004 alone, six former Razorbacks heard their name called in the NFL Draft, including first-round selections Shawn Andrews (Philadelphia Eagles) and Ahmad “Batman” Carroll (Green Bay Packers). Quarterback Matt Jones (Jacksonville Jaguars) made it three Razorback first-round draft picks in two seasons when he was taken with the 21st overall pick in the 2005 draft.

Three more former Hogs signed with NFL teams in 2006, and in 2007, a total of 13 Razorbacks signed professionally, including four draft picks and nine free agents. Defensive end Jamaal Anderson (Atlanta Falcons) went in the first round, giving Arkansas four first-rounders in the last four years. Overall, 35 Razorbacks have signed professionally with NFL clubs over the last four years.

Nutt has also enhanced the academic success of his players with dozens of student-athletes graduating before their athletic eligibility has expired and the 145 SEC Academic Honor Roll selections. Last year, 35 Razorbacks were named to UA’s Lon Farrell Academic Honor Roll (3.0 grade point average or better), another 35 were named to UA’s Hard Working Hogs award list (30 or more hours earned) with 12 making the SEC Academic Honor Roll.

Success is nothing new to the Little Rock, Ark., native. Nutt has compiled a career record of 103-66 (.609) in 14 seasons as a head coach including stops at Murray State, Boise State and Arkansas.

When Nutt was introduced as the 29th head coach in the history of University of Arkansas football on Dec. 10, 1997, it would have been difficult for anyone to envision the immediate, positive impact that he would have on a program, a university and a state.

Taking the reins of a proud program that had faltered in back-to-back 4-7 seasons, Nutt faced the daunting task of restoring the excitement and passion that had been a part of Razorback football for decades.

Nutt has made an immeasurable impact on the Razorback football program, but his commitment to enhance the football program is not limited to the playing field. Nutt yearns to create a family atmosphere for the student-athletes who choose to come to Arkansas. While his on-field accomplishments speak for themselves, it is his investment in the lives of his players that sets him apart.

He and his staff personally monitor class attendance and visit players in their apartments and dormitory rooms at night. Nutt consistently makes decisions with the best interests of his program and student-athletes in mind. While wins and losses are easily calculated, it is Nutt’s commitment to the academic success of his student-athletes that will continue to pay dividends for years to come.

His philosophy has proven to be a recipe for success in the rough and tumble world of SEC football. Once courted by Frank Broyles as a star quarterback out of Little Rock’s Central High School, the optimism of Nutt’s tenure can be calculated in large part by the expansion and renovation of Donald W. Reynolds Razorback Stadium. The Hogs’ on-campus home was expanded from 51,000 to 72,000 in time for the 2001 season.

Nutt first thrilled Hog fans when, as a high school senior, he signed with Broyles over Paul “Bear” Bryant and Alabama. The current UA head coach was the last play-



RAZORBACK FOOTBALL



er to sign a letter of intent to play for Broyles before the legendary coach retired after the 1976 season.

With Ron Calcagni sidelined by an injury, Nutt started four games as a true freshman in 1976. He also lettered for Arkansas' basketball team that year, a squad that finished 26-2 and won the Southwest Conference championship with a perfect 16-0 league mark under Coach Eddie Sutton.

Recruited as a drop-back passer, Nutt spent the 1977 season as a backup in the option-oriented offense instituted by Lou Holtz, Broyles' successor at the helm of the UA football program. He decided to transfer to Oklahoma State where he redshirted and then played two years at quarterback for the Cowboys. He also spent two seasons with the OSU basketball program. Nutt earned his degree in physical education in 1981. Following his graduation, Nutt remained at OSU as a graduate assistant for head coach Jimmy Johnson.

In 1983 he returned to Arkansas as a graduate assistant under Holtz. His first full-time position came at Arkansas State in the spring of 1984, but Nutt never worked a game in Jonesboro. Instead, Nutt returned to Oklahoma State, this time to be a receivers coach, in August of 1984.

He remained in Stillwater for six seasons, working extensively with quarterbacks and receivers. He was named offensive coordinator late in the 1989 season. Heisman Trophy winner Barry Sanders and All-American Thurman Thomas both played for the Cowboys during Nutt's tenure.

Nutt made the trek back to Fayetteville in 1990 to serve as wide receivers coach under Jack Crowe. Despite the Hogs' struggles during his three seasons on campus, Nutt quickly gained a reputation as an aggressive recruiter while he was establishing excellent relationships with high school coaches in Arkansas.

Murray State recognized his abilities and hired him as head coach in 1993. Nutt guided the Racers to steady progress with 4-7 and 5-6 marks in his first two seasons. In 1995 the program took off.

The Racers went 11-1 in 1995 and won the Ohio Valley Conference with a perfect 8-0 mark. They scored a school-record 421 points and had the most improved record in NCAA Division I-AA football. Their league championship was the school's first since 1986. Nutt was named OVC Coach of the Year and The Sports Network/Eddie Robinson National Division I-AA Coach of the Year.

In 1996 the Racers posted an 11-2 record, including a perfect 8-0 mark in winning their second consecutive league title. MSU won its first I-AA playoff game in school history while eclipsing the school scoring record set just the season before. Nutt was again named OVC and Regional Coach of the Year.

Nutt's accomplishments didn't go unnoticed. Boise State, in just its second season of Division I-A football, called on Nutt to take over a fledgling program that was coming off a dismal 2-10 record. In fact, *Sports Illustrated* rated Boise State 112th out of 112 teams in Division I-A football.

With what most observers agreed was a limited talent pool, Nutt managed to guide the Broncos to a 5-6 record in his first campaign. Nutt's squad held a lead against Wisconsin in the final minute of play at Madison, Wis., before the Badgers escaped with a win. The Broncos did, however, upset archrival Idaho on its own home field to end the 1997 season.

After a successful season at Boise State, Nutt found himself in the running for the top job at Arkansas. The first candidate interviewed, he waited a week to learn his fate before hearing the job was his.

Since the day he arrived in Fayetteville, he has taken the state by storm. As he recruited student-athletes, he also re-recruited fans who had grown apathetic during a listless decade of Hog football. A solid support base had remained even through the down years, but many who had stayed away were rejuvenated by Nutt's enthusiasm.

Fans were not the only ones attracted to Nutt's refreshing approach. Picked to finish last in the SEC West, the Razorbacks exploded out of the gates, winning their first eight games. Arkansas had top-ranked Tennessee on the ropes at Knoxville, Tenn., before an untimely fumble allowed the Volunteers to escape on the way to a national championship.

The Razorbacks finished 9-3 and won a share of the SEC Western Division title. The Hogs made



THE NUTTS: (Front L to R) Hailey, Hanna, Haven
(Back L to R) Houston III, Houston, Diana

BORN: Oct. 14, 1957

FAMILY: wife Diana (Thomas); twin daughters Hailey and Hanna (9/26/88); daughter Haven (3/19/91); son Houston III (3/11/87)

COACHING RECORD AT ARKANSAS: 67-44 (.604)

COACHING RECORD FOR CAREER: 103-66 (.609)

EDUCATION

► Central HS (Little Rock, Ark.) (1976)

► Oklahoma State – B.A. in physical education (1981)

JOINED UA STAFF: Dec. 10, 1997

YEARS OF COLLEGIATE HEAD COACHING

EXPERIENCE/YEARS AT UA: 14/9

YEARS OF COLLEGIATE COACHING

EXPERIENCE/YEARS AT UA: 26/13

COACHING HISTORY

1981 Oklahoma State (graduate assistant coach – defensive secondary)

1982 Oklahoma State (graduate assistant coach – running backs)

1983 Arkansas (graduate assistant coach – running backs)

May-August 1984 Arkansas State (assistant coach – quarterbacks)

1984 Oklahoma State (assistant coach – wide receivers)

1985-88 Oklahoma State (assistant coach – wide receivers)

1989 Oklahoma State (wide receivers)

1990-92 Arkansas (assistant coach – wide receivers)

1993-96 Murray State (head coach)

1997 Boise State (head coach)

1998- Arkansas (head coach)

PLAYING HISTORY

1976-77 Arkansas (quarterback)

1979-80 Oklahoma State (quarterback)

POSTSEASON EXPERIENCE (Div. I only)

► **PLAYER**

Arkansas
1978 Orange Bowl

► **GRADUATE ASSISTANT COACH**

Oklahoma State
1982 Independence Bowl

► **ASSISTANT COACH**

Oklahoma State
1984 Gator Bowl
1985 Gator Bowl
1987 Sun Bowl
1988 Holiday Bowl
Arkansas
1991 Independence Bowl

► **HEAD COACH**

Arkansas
1999 Florida Citrus Bowl
2000 Cotton Bowl
2000 Las Vegas Bowl
2002 Cotton Bowl
2002 SEC Championship Game
2002 Music City Bowl
2003 Independence Bowl
2006 SEC Championship Game
2007 Capital One Bowl

HEAD COACH HOUSTON NUTT | FOOTBALL STAFF 2007



UNIVERSITY OF ARKANSAS

2007 FOOTBALL STAFF | HEAD COACH HOUSTON NUTT

their first ever trip to the Florida Citrus Bowl and concluded the season with their first top 20 poll finish (16th) in nine seasons. For his efforts, Nutt was named *Football News'* National Coach of the Year.

In 1999 the Razorbacks became the Western Division favorite because of an unusually large senior class. The Hogs had trouble on the road throughout the campaign, but finished in the manner of legends, defeating No. 3 Tennessee and No. 12 Mississippi State on consecutive weekends to earn a spot opposite long-time rival Texas in the Cotton Bowl.

Nutt's well-prepared team handed the Longhorns a 27-6 defeat in front of a packed house that included more than 40,000 cardinal-clad Hog fans. For the first time in its illustrious history, Texas was held to negative rushing yards. Once again the Hogs finished in the top 20 in the final polls, and Nutt's status in the eyes of Razorback fans was raised to an even higher level.

In the 2000 campaign, Nutt faced his toughest challenge yet taking on a daunting schedule without the services of the top career passer (Clint Stoerner) and receiver (Anthony Lucas) in school history. From literally the first day of workouts, Nutt and the Razorbacks faced more than their fair share of adversity and injuries. Nine players were lost for the season to injury, including the top three tailbacks listed on the preseason depth chart. In addition, dozens of other players missed practice and game time with various ailments.

Despite all the misfortune and distractions, Nutt rallied his team to back-to-back wins over No. 13 Mississippi State and No. 24 LSU to secure yet another winning regular season and a bowl game.

In 2001, the Razorbacks stumbled to a 1-3 start, including three-straight losses in league play. Nutt and the Hogs rebounded to win six of their final seven regular-season games, including wins over conference divisional leaders in consecutive contests. Arkansas topped No. 9 South Carolina, 10-7, before downing No. 17 Auburn, 42-17. The Hogs won their way back to Dallas for a New Year's Day meeting with defending national champion Oklahoma in the Cotton Bowl.

The 2002 season started impressively with convincing wins over Boise State and South Florida. After a home loss to Alabama and a road defeat at the hands of Tennessee in six overtimes, the Razorbacks' hopes for a division title looked bleak, but once again Nutt rallied his team down the stretch. Five straight wins, including road conference wins at South Carolina and Mississippi State, gave the Hogs a chance for a share of the SEC Western Division crown. Trailing nationally-ranked LSU with less than a minute to play, quarterback Matt Jones found DeCori Birmingham in the back of the end zone for a 31-yard touchdown pass, a share of the SEC Western Division title and a ticket to the SEC Championship Game in Atlanta, Ga. Arkansas made its second appearance in the league championship game and capped its season in the Music City Bowl.

The Razorbacks wasted little time getting noticed in 2003. Arkansas topped No. 5 Texas, 38-28, in a nationally televised showdown at Austin in the second game of the season. Arkansas vaulted into the national polls at No. 14, marking the highest debut of any team since the poll was expanded to 25 teams in 1989. Two weeks

later, Arkansas rallied for a 34-31 double-overtime win at Alabama to keep the momentum going. After suffering a trio of heartbreaking conference games, Arkansas salvaged its season with a historic 71-63 seven-overtime win at Kentucky. The Hogs tied their own NCAA record for overtime periods set in 2001. The memorable win ignited a streak that saw the Razorbacks win four of their last five games including a 27-14 win over Missouri in the Independence Bowl.

Arkansas mounted another late-season run in 2004 before coming up just shy of extending its bowl streak to a school record seven-consecutive seasons. A win over Alabama in the conference opener got things started, but a brutal road slate took its toll in the middle of the campaign. Behind quarterback Matt Jones the Hogs rallied to win back-to-back games against Ole Miss and Mississippi State before falling to LSU in the season finale.

With a new quarterback, the Razorbacks missed out on a bowl bid in 2005, but showed great improvement down the stretch. UA led the SEC in rushing for the third time in four years, won two of its last three and suffered its last three losses by a combined nine points.

The Hogs were back in business in 2006. After a season-opening loss, Arkansas reeled off 10 straight wins, including wins over No. 2 Auburn, No. 13 Tennessee and No. 22 Alabama, and won the Western Division title. UA had chances to win but came up short against No. 4 Florida in the SEC Championship game, 38-28, and in the Capital One Bowl against No. 6 Wisconsin, 17-14. Darren McFadden led the SEC and set a school record by running for 1,647 yards and 14 touchdowns. He won the Doak Walker Award as the country's top tailback and finished second in Heisman Trophy balloting.

Nutt was named SEC Coach of the Year by the SEC coaches, the Associated Press, and the Little Rock and Atlanta touchdown clubs. Also a national coach of the year finalist, away from the field he was recognized as the 2006 Easter Seals Arkansan of the Year.

Nutt is quick to credit his upbringing for laying the foundation for his success. His parents, the late Houston Sr. and Emogene, spent 35 years teaching young people at the Arkansas School for the Deaf in Little Rock. His father, a 2001 inductee into the Arkansas Sports Hall of Fame, also served as athletic director and head basketball coach.

The oldest of four Nutt boys, Houston is not the only family member carrying on his father's coaching legacy. Dickey is the head basketball coach at Arkansas State while Danny is the Razorbacks' running backs coach. Dennis is an assistant basketball coach at Coastal Carolina. The Nutt coaching foursome was featured in an article in *Sports Illustrated* in 1999.

The head coach at Arkansas has proven true to his family's rich coaching heritage: a heritage that is centered on commitment, enthusiasm and a passion for people. He has impacted his players' lives and has revitalized a tradition-rich program in the process.

Born Oct. 14, 1957, Nutt and his wife Diana, who also graduated from Oklahoma State, have four children: Houston III, twins Hailey and Hanna, and Haven.

HOUSTON NUTT'S COACHING RECORD

YEAR	SCHOOL	OVERALL			CONFERENCE			FINISH	POSTSEASON
		WON	LOST	PCT.	WON	LOST	PCT.		
1993	Murray State	4	7	.364	4	4	.500	T-4th	None
1994	Murray State	5	6	.455	4	4	.500	T-4th	None
1995	Murray State	11	1	.917	8	0	1.000	1st	I-AA Playoffs (1st round)
1996	Murray State	11	2	.846	8	0	1.000	1st	I-AA Playoffs (2nd round)
1997	Boise State	5	6	.455	3	2	.600	3rd	None
1998	Arkansas	9	3	.750	6	2	.750	T-1st West	Citrus Bowl
1999	Arkansas	8	4	.667	4	4	.500	T-3rd West	Cotton Bowl
2000	Arkansas	6	6	.500	3	5	.375	T-5th West	Las Vegas Bowl
2001	Arkansas	7	5	.583	4	4	.500	T-3rd West	Cotton Bowl
2002	Arkansas	9	5	.643	5	3	.625	T-1st West	Music City Bowl
2003	Arkansas	9	4	.692	4	4	.500	4th West	Independence Bowl
2004	Arkansas	5	6	.455	3	5	.375	T-3rd West	None
2005	Arkansas	4	7	.364	2	6	.250	4th West	None
2006	Arkansas	10	4	.714	7	1	.875	1st West	Capital One Bowl
Totals (14 seasons)		103	66	.609	65	44	.596		
Arkansas Totals (9 seasons)		67	44	.604	38	34	.528		

CAREER RECORD BY SCHOOL

Murray State (4 seasons)	31	16	.660	24	8	.667
Boise State (1 seasons)	5	6	.455	3	2	.600
Arkansas (9 seasons)	67	44	.604	38	34	.528

BOWL APPEARANCES (7)

Arkansas: 1999 Citrus Bowl, 2000 Cotton Bowl, 2000 Las Vegas Bowl, 2002 Cotton Bowl, 2002 Music City Bowl, 2003 Independence Bowl, 2007 Capital One Bowl

HONORS (10)

Arkansas: 2006 SEC Coach of the Year (Associated Press, SEC Coaches'), 2006 AFCA Region 2 Coach of the Year, 2001 SEC Coach of the Year (Associated Press, SEC Coaches'), The Football News 1998 Division I-A Coach of the Year, 1998 AFCA Division I-A Region 2 Coach of the Year. Murray State: 1996 AFCA Division I-AA Region 3 Coach of the Year, 1995 AFCA Division I-AA Region 3 Coach of the Year, 1995 Eddie Robinson Division I-AA National Coach of the Year.



RAZORBACK FOOTBALL



HOUSTON NUTT VERSUS ALL OPPONENTS

OPPONENT	AT MURRAY STATE			AT BOISE STATE			AT ARKANSAS			TOTAL			LAST MEETING
	W	L	T	W	L	T	W	L	T	W	L	T	
Alabama	-	-	-	-	-	-	5	4	0	5	4	0	2006
Auburn	-	-	-	-	-	-	5	4	0	5	4	0	2006
Austin Peay	4	0	0	-	-	-	-	-	-	4	0	0	1996
Boise State	-	-	-	-	-	-	2	0	0	2	0	0	2002
Cal State Northridge	-	-	-	1*	0	0	-	-	-	1	0	0	1997
Central Florida	-	-	-	-	-	-	1	0	0	1	0	0	2001
Central Michigan	-	-	-	0	1	0	-	-	-	0	1	0	1997
Eastern Illinois	2	1	0	-	-	-	-	-	-	2	1	0	1996
Eastern Kentucky	2	2	0	-	-	-	-	-	-	2	2	0	1996
Florida	-	-	-	-	-	-	0	3	0	0	3	0	2006
Georgia	-	-	-	-	-	-	0	5	0	0	5	0	2005
Idaho	-	-	-	1	0	0	-	-	-	1	0	0	1997
Kentucky	-	-	-	-	-	-	2	2	0	2	2	0	2003
Louisiana-Lafayette	-	-	-	-	-	-	2	0	0	2	0	0	2002
Louisiana-Monroe	-	-	-	-	-	-	5	0	0	5	0	0	2006
Louisiana State	-	-	-	-	-	-	3	6	0	3	6	0	2006
Louisiana Tech	-	-	-	0	1	0	-	-	-	0	1	0	1997
Marshall	0	1	0	-	-	-	-	-	-	0	1	0	1993
Memphis	-	-	-	-	-	-	1	0	0	1	0	0	1998
Michigan	-	-	-	-	-	-	0	1#	0	0	1#	0	1998#
Middle Tennessee	2	2	0	-	-	-	1	0	0	3	2	0	1999
Minnesota	-	-	-	-	-	-	0	1\$	0	0	1	0	2002\$
Mississippi (Ole Miss)	-	-	-	-	-	-	6	3	0	6	3	0	2006
Mississippi State	-	-	-	-	-	-	8	1	0	8	1	0	2006
Missouri	-	-	-	-	-	-	1~	0	0	1~	0	0	2003~
Missouri State	-	-	-	-	-	-	2	0	0	2	0	0	2005
Morehead State	3	0	0	-	-	-	-	-	-	3	0	0	1995
Nevada	-	-	-	0	1	0	-	-	-	0	1	0	1997
Nevada-Las Vegas (UNLV)	-	-	-	-	-	-	1	1%	0	1	1%	0	2001
New Mexico State	-	-	-	1	0	0	2	0	0	3	0	0	2004
North Texas	-	-	-	1	0	0	1	0	0	2	0	0	2003
Northern Iowa	0	1	0	-	-	-	-	-	-	0	1	0	1995
Oklahoma	-	-	-	-	-	-	0	1^	0	0	1^	0	2001^
South Carolina	-	-	-	-	-	-	6	3	0	6	3	0	2006
South Florida	-	-	-	-	-	-	1	0	0	1	0	0	2002
Southeast Missouri State	4	0	0	-	-	-	1	0	0	5	0	0	2006
Southern California	-	-	-	-	-	-	0	2	0	0	2	0	2006
Southern Illinois	2	0	0	-	-	-	-	-	-	2	0	0	1996
Southern Methodist	-	-	-	-	-	-	2	0	0	2	0	0	1999
Tennessee	-	-	-	-	-	-	2	4	0	2	4	0	2006
Tennessee-Martin	4	0	0	-	-	-	-	-	-	4	0	0	1996
Tennessee State	2	2	0	-	-	-	-	-	-	2	2	0	1996
Tennessee Tech	2	2	0	-	-	-	-	-	-	2	2	0	1996
Texas	-	-	-	-	-	-	2!	1	0	2!	1	0	2004
Troy	0	1	0	-	-	-	1	0	0	1	1	0	2002
Tulsa	-	-	-	-	-	-	1	0	0	1	0	0	2003
Utah State	-	-	-	0	1	0	1	0	0	1	1	0	2006
Vanderbilt	-	-	-	-	-	-	1	1	0	1	1	0	2006
Washington State	-	-	-	0	1	0	-	-	-	0	1	0	1997
Weber State	-	-	-	1	0	0	1	0	0	2	0	0	2001
West Virginia Tech	1	0	0	-	-	-	-	-	-	1	0	0	1996
Western Illinois	2	1	0	-	-	-	-	-	-	2	1	0	1996
Western Kentucky	1	3	0	-	-	-	-	-	-	1	3	0	1996
Wisconsin	-	-	-	0	1	0	0	1&	0	0	2&	0	2006&
TOTALS	31	16	0	5	6	0	67	44	0	103	66	0	
	(.660)			(.455)			(.604)			(.609)			

2007 opponents in **bold** # Florida Citrus Bowl (Jan. 1, 1999) % Las Vegas Bowl (Dec. 21, 2000) \$ Music City Bowl (Dec. 30, 2002) & Capital One Bowl (Jan. 1, 2007)
 * indicates win by forfeit ! including Cotton Bowl (Jan. 1, 2000) ^ Cotton Bowl (Jan. 1, 2002) ~ Independence Bowl (Dec. 31, 2003)

SOUTHEASTERN CONFERENCE COACHES

(Tenure and bowl appearances at current school)

COACH	SCHOOL	YEARS	BOWLS
Philip Fulmer	Tennessee	15	14
Houston Nutt	Arkansas	9	7
Tommy Tuberville	Auburn	8	7
Mark Richt	Georgia	6	6
Bobby Johnson	Vanderbilt	5	0
Rich Brooks	Kentucky	4	1
Sylvester Croom	Mississippi State	3	0
Urban Meyer	Florida	2	2
Les Miles	LSU	2	2
Ed Orgeron	Ole Miss	2	0
Steve Spurrier	South Carolina	2	2
Nick Saban	Alabama	0	0



HEAD COACH HOUSTON NUTT | FOOTBALL STAFF

2007

RAZORBACK FOOTBALL



COACHING DUTIES: defensive coordinator / linebackers
BORN: July 3, 1959
FAMILY: wife Lisa; daughter Caroline (7/26/86); son Adam (5/1/89)

EDUCATION
 ▶ Astronaut HS (Titusville, Fla.) (1977)
 ▶ Florida State – B.S. in criminology (1981)

JOINED UA STAFF: Dec. 4, 2004
YEARS OF COACHING EXPERIENCE/YEARS AT UA: 26/2
 Collegiate Coaching: 24; NFL Coaching: 2

COACHING HISTORY

1981	Oklahoma State (graduate assistant coach)
1982-85	Oklahoma State (linebackers)
1986-91	Auburn (linebackers)
1992-93	Texas Christian University (defensive coordinator)
1994-96	Clemson (linebackers)
1997-2001	Clemson (defensive coordinator / linebackers)
2002-03	Houston Texans (linebackers)
2004	North Carolina State (defensive coordinator / linebackers)
2005-	Arkansas (defensive coordinator / linebackers)

PLAYING EXPERIENCE

Florida State (linebacker, 1977-80)

POSTSEASON EXPERIENCE (Div. I only)

▶ PLAYER		Auburn
1977 Tangerine Bowl	1986	Citrus Bowl
1980 Orange Bowl	1988	Sugar Bowl
1981 Orange Bowl	1989	Sugar Bowl
	1989	Hall of Fame Bowl
	1990	Peach Bowl
▶ GRADUATE ASSISTANT COACH		Clemson
Oklahoma State	1993	Peach Bowl
1981 Independence Bowl	1995	Gator Bowl
	1996	Peach Bowl
	1997	Peach Bowl
	1999	Peach Bowl
	2001	Gator Bowl
	2001	Humanitarian Bowl
	Arkansas	
	2006	SEC Championship Game
	2007	Capital One Bowl



THE HERRINGS: (L to R) Reggie and Lisa Herring



REGGIE HERRING DEFENSIVE COORDINATOR / LINEBACKERS

Reggie Herring is in his third season as defensive coordinator and linebackers coach. In his 25th season as a collegiate coach and his 27th overall, he joined Houston Nutt's staff on Dec. 4, 2004, after one season as the defensive coordinator at North Carolina State.

In 2006, Herring's defense was among the league's best with junior defensive end Jamaal Anderson and senior linebacker Sam Olajubutu earning first-team All-Southeastern Conference accolades. The All-SEC second-team also produced a couple of Razorbacks in junior cornerback Chris Houston and sophomore defensive end Antwain Robinson.

The squad ranked 33rd nationally and fourth in the SEC in rushing defense (114.57), 18th nationally and fourth in the SEC in pass efficiency defense (107.82), and 24th nationally and fifth in the league in scoring defense (18.29).

Olajubutu led all Hogs in tackles with 115 with 10 tackles for loss and 2.5 sacks. He ranks third in school history with 371 tackles. He was just the 14th player in school history to register 300 tackles in a career.

For his efforts, Herring was named one of five finalists for the Broyles Award, given annually to the nation's top assistant coach. He was also named the Master Coach Survey National Defensive Coordinator of the Week following UA's decisive win over Tennessee, 31-14.

In 2005, Herring's first squad at Arkansas showed tremendous improvement throughout the season, finishing sixth in the SEC and 35th in the nation in rushing defense (132.5), 45th in the nation in passing defense (209.4) and 34th in the country in total defense (341). Over the final five games of the year, the Razorbacks allowed just 243 yards per game.

The Razorbacks were also fourth in the league in sacks (33) and in defensive third-down conversion percentage (.348).

His linebacker crew included Olajubutu, who led the team with 118 tackles and 14.5 tackles for loss. He was also third in the SEC in tackles.

Olajubutu earned honorable mention All-America honors and was first-team All-SEC while Freddie Fairchild, who had 59 tackles with six tackles for loss, earned freshman All-America honors and was named to the SEC's All-Freshman squad.

In Herring's one season at North Carolina State, the Wolfpack led the nation in total defense, allowing just 221.36 yards per game after giving up 421 and ranking No. 89 the previous year. NCSU also led the nation in pass efficiency defense (91.77), was second in total pass defense (119), 13th in rushing defense (102.36) and 25th in scoring (19.82).

Before going to NC State, he served two seasons as the linebackers coach for the NFL's Houston Texans under head coach Dom Capers. In 2003, Texans' linebacker Jamie Sharper led the NFL with 164 tackles.

Herring spent eight seasons under head coaches Tommy West and Tommy Bowden at Clemson. From 1994-2001, he served as the linebackers coach. In 1997, he added the title of defensive coordinator. He coached NCAA leading tackler and Butkus Award finalist Keith Adams in 2000. He also was part of teams that played in seven bowl games — four in the Peach Bowl, two in the Gator and one in the Humanitarian.

His first defensive coordinator experience came in a two-year stint at Texas Christian University (TCU) from 1992-93 under head coach Pat Sullivan.

Herring served as linebackers coach under Pat Dye at Auburn from 1986-91. During that six-year span, the Tigers captured three SEC championships with five bowl appearances including two trips to the Sugar Bowl, and one each to the Citrus, Peach and Hall of Fame bowls.

He began his coaching career as a graduate assistant under Jimmy Johnson at Oklahoma State in 1981. Johnson promoted Herring to full-time linebackers coach in 1982. He served in that role for Johnson and Pat Jones until 1985. Arkansas head coach Houston Nutt was a fellow graduate assistant on the 1981 staff and worked with Herring at OSU from 1981-82 and from 1984-85 while making four bowl trips — two to the Peach, and one each to the Independence and Bluebonnet.

As a player, Herring was a three-year starting linebacker at Florida State from 1978-80. While with the Seminoles, he led the team in tackles three straight years and is currently No. 3 on FSU's all-time tackle chart with 452 stops. He played in three bowl games, two Orange and one Tangerine, and was part of teams that finished in the top 10 two straight years with records of 11-0 and 10-1. His senior year, he was named a team captain of the 1981 Orange Bowl team. He was inducted into FSU's Hall of Fame in 1989. He earned his bachelor's in criminology in 1981.

Herring, 48, is married to the former Lisa Ward of Griffin, Ga. The couple has a daughter, Caroline (7/26/86), and a son, Adam (5/1/89).

REGGIE HERRING — FOOTBALL STAFF

2007





UNIVERSITY OF ARKANSAS



DAVID LEE OFFENSIVE COORDINATOR / QUARTERBACKS

Dallas Cowboys' offensive assistant and former Razorback assistant David Lee has returned to Arkansas for his third stint on the Hog staff.

Lee joined the staff in the spring as the offensive coordinator and quarterbacks coach. He previously worked at Arkansas as the quarterbacks and fullbacks coach from 1984-88 and as the quarterbacks coach from 2001-02.

He recently completed his fourth season with the Cowboys as an offensive assistant, overseeing the team's quality control efforts and working closely with the quarterbacks. Lee coached under legendary NFL coach Bill Parcells and worked directly with quarterbacks Quincy Carter, Vinny Testeverde, Drew Henson, Drew Bledsoe and Tony Romo.

Lee worked on Ken Hatfield's staff as the quarterbacks and fullbacks coach from 1984-88 before moving on to a head coaching job at the University of Texas at El Paso. Houston Nutt hired Lee as the quarterbacks coach again in 2001. He spent two seasons with the Hogs in that position before accepting an offer to join the Cowboys.

In his most recent stint with the Razorbacks, Lee contributed to a team that won the 2002 SEC Western Division Championship and a berth in the SEC Championship Game. He tutored former UA quarterbacks Zak Clark and Matt Jones. Jones remains the SEC's all-time quarterback rushing leader and was a first-round draft pick by the Jacksonville Jaguars following his collegiate career.

The 32-year coaching veteran served seven seasons at Rice University (1994-2000) as the offensive coordinator and quarterbacks coach on Hatfield's staff. Upon his arrival at Rice, he helped lead the Owls to a share of the Southwest Conference title in 1994 and their first win over Texas since 1965. During his tenure, Rice racked up six of the school's top rushing totals, including a school-record 332.7 yards-per-game average in 1997.

Rice ranked in the top 10 nationally in rushing three times during his stay. In addition to his thorough knowledge of the option offense, Lee has seen nine of his quarterbacks drafted or sign free-agent deals following their collegiate careers, including Minnesota Viking starting quarterback Tarvaris Jackson.

From 1989-93 he was the head coach at Texas-El Paso before joining Hatfield at Rice as offensive coordinator and quarterbacks coach in 1994.

Lee first teamed with Hatfield during Arkansas' successful run in the late 1980s. As UA's quarterbacks coach, Lee helped direct Razorback teams that sported a 45-15-1 record with five consecutive bowl appearances.

Included in that run was the 1986 season in which Arkansas quarterbacks threw just two interceptions (a SWC record) while helping the Hogs to a 10-2 record and an Orange Bowl appearance.

Promoted to offensive coordinator in 1988, Lee helped engineer the Hogs' first Southwest Conference championship in nine years and first outright league title since 1965. The 1988 offensive unit committed just 11 turnovers in 11 games and led the nation in turnover ratio while featuring a pair of All-SWC sophomores, quarterback Quinn Grovey and fullback Barry Foster.

Lee began his coaching career in 1975 at Tennessee-Martin where he tutored quarterbacks and receivers for two seasons while organizing the first Fellowship of Christian Athletes chapter in the school's history.

After spending the 1977 season at Vanderbilt as quarterbacks coach, Lee spent five seasons at Ole Miss from 1978-82 where he directed two record-setting quarterbacks — Kent Austin and John Fourcade — for five seasons. In 1983, Lee served as offensive coordinator and quarterbacks coach at New Mexico.

A three-year letterman at Vanderbilt, Lee served as team captain and was named the team's most valuable player in 1974 after quarterbacking the Commodores to a 7-3-2 record, including a 24-10 upset of No. 5 Florida. Lee was voted SEC Player of the Week by the Associated Press after leading Vanderbilt to its first win over the Gators in 15 years.

Lee went on to lead the SEC in passing and guided his team to a 6-6 tie with Texas Tech in the Peach Bowl. That same season, Lee served as president of Vanderbilt's FCA chapter.

A native of Dexter, Mo., Lee prepped at Woodham High School in Pensacola, Fla., where he graduated in 1971. Lee earned an undergraduate degree in history from Vanderbilt in 1975. Born July 2, 1953, Lee is married to the former Lynne Kazanowski. The couple has four children — daughters Dana and Shannon, and sons Brian and Jordan.

COACHING DUTIES: offensive coordinator / quarterbacks

BORN: July 2, 1953

FAMILY: wife Lynne (Kazanowski); daughters Dana and Shannon; sons Brian and Jordan

EDUCATION

▶ Woodham HS (Pensacola, Fla.) (1971)

▶ Vanderbilt – B.A. in history (1975)

JOINED UA STAFF: Jan. 17, 2006

YEARS OF COACHING EXPERIENCE/YEARS AT UA: 32/7 (1984-88, 2001-02)

Collegiate Coaching: 28; NFL Coaching: 4

RECRUITING TERRITORY: Northwest Arkansas; Camden; Pine Bluff; Warren

COACHING HISTORY

1975-76	Tennessee-Martin (assistant coach – quarterbacks, receivers)
1977	Vanderbilt (assistant coach – quarterbacks)
1978-82	Ole Miss (assistant coach – quarterbacks)
1983	New Mexico (offensive coordinator – quarterbacks)
1984-88	Arkansas (assistant coach – quarterbacks/fullbacks)
1989-93	UTEP (head coach)
1994-2000	Rice (offensive coordinator – quarterbacks)
2001-02	Arkansas (assistant coach – quarterbacks)
2003-06	Dallas Cowboys (offensive assistant coach / quality control)
2007	Arkansas (offensive coordinator / quarterbacks)

PLAYING EXPERIENCE

Vanderbilt (quarterback, 1972-74)

POSTSEASON EXPERIENCE (Div. I only)

▶ PLAYER

Vanderbilt
1974 Peach Bowl

▶ ASSISTANT COACH

Arkansas
1984 Liberty Bowl
1985 Holiday Bowl
1987 Orange Bowl
1987 Liberty Bowl
1989 Cotton Bowl
2002 Cotton Bowl
2002 Music City Bowl

2007 FOOTBALL STAFF | DAVID LEE



THE LEEs: (L to R) David and Lynne Lee



RAZORBACK FOOTBALL



COACHING DUTIES: cornerbacks

BORN: March 5, 1959

FAMILY: wife Marcela (Garcia); daughter Daniela (10/6/96); sons Christian (5/27/90), Brandon (9/5/92) and Austin (8/21/94)

EDUCATION

- ▶ Seneca Valley HS (Germantown, Md.) (1977)
- ▶ Virginia Tech – B.S. in marketing education (1983)

JOINED UA STAFF: Dec. 11, 1997

YEARS OF COLLEGIATE COACHING EXPERIENCE/YEARS AT UA: 24/9

RECRUITING TERRITORY: Southwest Arkansas; East Texas; Central Texas; Dallas Metro; Texas junior colleges

COACHING HISTORY

- 1983-84 Colorado (graduate assistant coach)
- 1985 Minnesota (graduate assistant coach – defensive secondary)
- 1986-88 Drake (defensive coordinator / secondary coach)
- 1989 South Dakota (defensive secondary / recruiting coordinator)
- 1990-91 South Dakota (defensive coordinator / defensive secondary/ recruiting coordinator)
- 1992-95 Holy Cross (assistant coach – outside linebackers, defensive secondary, kickers)
- 1996 Murray State (defensive coordinator – inside linebackers)
- 1997 Boise State (defensive coordinator – inside linebackers)
- 1998 Arkansas (co-defensive coordinator – inside linebackers)
- 1999 Arkansas (assistant coach – inside linebackers)
- 2000 Arkansas (co-defensive coordinator – linebackers)
- 2001 Arkansas (assistant coach – defensive line)
- 2002 Arkansas (assistant coach – middle and strong side linebackers)
- 2003-04 Arkansas (assistant coach – cornerbacks and free safeties)
- 2005- Arkansas (assistant coach – cornerbacks)

PLAYING EXPERIENCE

Virginia Tech (quarterback / linebacker, 1979-81)

POSTSEASON EXPERIENCE (Div. I only)

▶ PLAYER

- Virginia Tech
- 1980 Peach Bowl

▶ GRADUATE ASSISTANT COACH

- Minnesota
- 1985 Independence Bowl

▶ ASSISTANT COACH

- Arkansas
- 1999 Florida Citrus Bowl
- 2000 Cotton Bowl
- 2000 Las Vegas Bowl
- 2002 Cotton Bowl
- 2002 SEC Championship Game
- 2002 Music City Bowl
- 2003 Independence Bowl
- 2006 SEC Championship Game
- 2007 Capital One Bowl



THE ALLENS: (Front L to R) Austin, Bobby, Marcela
(Back L to R) Brandon, Christian, Daniela



BOBBY ALLEN CORNERBACKS

Bobby Allen is in his 10th season at Arkansas and his 25th overall as a collegiate coach. For the fifth-consecutive year, he will be responsible for Arkansas' cornerbacks.

Last season, cornerback Chris Houston, an honorable mention All-American, spent the season containing some of the best wide receivers in the nation. The junior held USC's Dwayne Jarrett to his lowest receiving output in 34 games and stifled other standouts including Tennessee's Robert Meachum, Auburn's Courtney Taylor and Vanderbilt's Earl Bennett. Houston notched 45 tackles and a team-leading three interceptions for 129 yards and a touchdown. He also broke up a team-leading 13 passes.

Matterral Richardson was second on the team in passes broken up with 10. He also recorded one interception for 45 yards.

After the 2006 season, Houston was picked up on the first day of the National Football League's draft by the Atlanta Falcons. Houston heard his name called in the second round as the 41st selection.

In 2005, cornerbacks Michael Coe, Houston, Michael Grant and Richardson finished first through fourth, respectively, on the team with a combined 29 passes broken up. Coe and Grant also tied for second on the club with three interceptions each, and those four had a total of 117 tackles, helping the Razorbacks rank 34th in the nation in total defense by allowing 341 yards per game. Grant and Coe tied for eighth in the Southeastern Conference with eight PBU each.

In 2004, free safety Vickiel Vaughn was first on the team in tackles with 66 while freshman cornerback Darius Vinnett ranked fifth with 54 stops.

In 2003, UA ranked fourth in the Southeastern Conference and 21st in the nation by holding opponents to 187.0 passing yards per game. The Razorbacks also intercepted 17 passes, the third-most in the league. Under Allen's tutelage a pair of Razorbacks found their way into the National Football League following the season. Cornerback Ahmad Carroll was the 25th overall pick of the draft and the No. 1 pick of the Green Bay Packers.

Safety Tony Bua was also selected in the NFL Draft going to the Miami Dolphins in the fifth round.

A pair of Allen's pupils signed free agent contracts as cornerback Lawrence Richardson signed with the Buffalo Bills and cornerback Eddie Jackson signed with the Carolina Panthers.

Allen coached middle and strong side linebackers in 2002 with Caleb Miller, a 2004 fifth-round draft pick by Cincinnati, making 113 tackles.

Since joining head coach Houston Nutt's staff at Arkansas on Dec. 11, 1997, Allen has served as defensive coordinator (1998, 2000), coached the inside linebackers (1998-99), the middle and strong side linebackers (both in 2002), and the defensive line (2001) before handling the cornerbacks and free safeties in 2003 and 2004.

Allen has held or shared UA's defensive coordinator duties on two separate occasions. He served as co-defensive coordinator with former Tulsa head coach Keith Burns in 1998 and shared the duties with former East Carolina head coach John Thompson during the 2000 season. When Burns left UA to take over at Tulsa following the 1999 regular season, Allen was named the Razorbacks' defensive coordinator for Arkansas' meeting with Texas in the 2000 Cotton Bowl.

Under his direction the Hog defense held the Longhorns to 185 yards of total offense and did not allow a touchdown en route to a 27-6 Razorback victory. Texas was held to minus-27 yards rushing, marking the first time the Longhorns had been held to negative rushing yardage in any game and the first time the Razorbacks had accomplished the feat in a bowl game.

In 1998, Allen helped direct a Razorback defensive unit that ranked sixth nationally in rushing defense, 10th in turnover margin and 13th in scoring defense. In 2000, Allen helped guide a Razorback defense that allowed just 292.1 yards per game to lead the Southeastern Conference and rank 12th nationally in total defense. In addition, linebacker Quinton Caver earned first-team All-SEC honors and was the first player ever to be named SEC Defensive Player of the Week in consecutive weeks. Caver was just the second player ever to earn the honor three times in one season.

Allen's 2001 defensive linemen included end Carlos Hall, who was a second-team All-SEC selection and earned honorable mention All-America honors.

Allen began his coaching career at Colorado where he served as a graduate assistant during the 1983 and 1984 seasons. After helping Minnesota to an Independence Bowl berth as a defensive secondary graduate assistant in 1985, Allen landed his first full-time position when he was named defensive coordinator at Drake, where he served from 1986 to 1988.

In 1989 he joined the staff at South Dakota where he added recruiting coordinator to his defensive coordinator duties and served through 1991.

He moved to the NCAA I-AA level in 1992 when he served on the staff at Holy Cross as the Crusaders' outside linebackers, defensive secondary and kickers coach through the 1995 season.

In 1996, Allen joined Nutt as his defensive coordinator and inside linebackers coach for his final season at Murray State. Allen directed a Racer defense that ranked third in NCAA I-AA in total defense (259.1 yards per game) and seventh in scoring (15.3 points per game).

Allen was a standout prep quarterback at Seneca Valley High School in Gaithersburg, Md., where he was named the Washington, D.C., area player of the year as a senior and also excelled in baseball and basketball. He went on to earn three varsity letters while playing three positions – kicker, quarterback and outside linebacker – at Virginia Tech, where he earned a bachelor of science degree in marketing in 1983.

Born March 5, 1959, Allen is married to the former Marcela Garcia. The couple has one daughter, Daniela (10/6/96), and three sons, Christian (5/27/90), Brandon (9/5/92) and Austin (8/21/94).





UNIVERSITY OF ARKANSAS



MIKE MARKUSON OFFENSIVE LINE / RUNNING GAME COORDINATOR

No other Southeastern Conference team has been more effective at running the ball in the past 10 seasons than Arkansas. Offensive line coach and running game coordinator Mike Markuson, set to enter his 10th season with the Razorbacks, has been a key to that success. In fact, the Hogs have led the SEC in rushing four of the last five campaigns.

The 2006 season was another banner year for the offense. Arkansas led the SEC, ranked fourth nationally in rushing offense (228.5), 29th in total offense (378.0) and 31st in scoring offense (28.86).

Markuson's line, ranked second in the nation in fewest sacks allowed (.64), opened the gates for Darren McFadden (1,647 yards) and Felix Jones (1,168) to rank 10th (117.64) and 34th (83.43) nationally, respectively, in rushing. McFadden and Jones' totals were the 11th and 12th 1,000-yard seasons in school history. Five of those have come in the last five years with Houston Nutt as head coach and Markuson in charge of the line.

Associated Press third-team All-American Tony Ugoh, the 42nd pick in the second round of the 2007 Nation Football League draft, was named a first-team All-SEC performer, a CollegeFootballNews.com second-team All-American and a Rivals.com second-team All-American after racking up more than 60 knockdown blocks in 2006.

Arkansas featured two first-team All-SEC performers from the offensive line, Jonathan Luigs and Zac Tubbs, for the first time in school history. Tubbs led the team with 75 knockdown blocks on the season while grading out at 88.5 percent. He signed a free agent contract with Buffalo.

Luigs, also an Associated Press third-team All-American, was a finalist for the Rimington Trophy, presented annually to the top center in the nation, while grading out at a team best 89.7 percent overall and 97.1 percent on passing plays.

In addition, senior guard Stephen Parker signed a free agent contract with the NFL's Miami Dolphins after collecting second-team All-SEC honors and being named second-team All-America by Sporting News.

2005's unit, which had to replace two starters from the previous season, helped the Razorbacks lead the SEC and rank 12th in the nation in rushing with 216.9 yards per game. Luigs was named to three different freshman All-America teams as well as the SEC All-Freshman team while center Kyle Roper earned All-SEC honors.

Markuson's unit led the way for the fourth (McFadden, 1,113) and 10th-ranked (Jones, 626) rushers in the league, and helped the Hogs rank fourth in the league by giving up just 22 sacks on the season.

Despite the loss of all six starters in 2004, including the tight end, on the offensive line, Arkansas finished second in the SEC and No. 22 in the nation with 187.4 rushing yards per game. Tackle Matt Gilbow and guard Robert Felton were each named to the SEC's All-Freshman team.

In 2003, Arkansas led the league in rushing for the second straight season. The Arkansas rushing attack averaged 241.9 yards per game and ranked fifth nationally. Markuson's unit also tied for the fewest sacks allowed in 2003 with 11.

As a result, a pair of Markuson's linemen heard their name called in the 2004 NFL Draft. All-American tackle Shawn Andrews was the 16th overall pick and No. 1 pick of the Philadelphia Eagles after being an Outland and Lombardi Trophy finalist in 2003. Tackle Bo Lacy was selected by the Pittsburgh Steelers in the sixth round of the draft. In addition, seniors Jerry Reith and Mark Bokermann earned College Sports Information Directors of America Academic All-District VI honors while Reith was a second-team Academic All-American.

In 2002, the Hogs' offensive line paved the way as the Razorbacks led the SEC in rushing yards per game and ranked 11th in the NCAA at 218.9 yards per contest. For his efforts, Markuson was nominated for the 2002 Broyles Award as the top assistant coach in Division I football. The award is named for UA Athletic Director Frank Broyles.

With 23 years of collegiate coaching experience, including three as an offensive coordinator, Markuson began his coaching relationship with Nutt at Oklahoma State where he was a graduate assistant in 1987 and 1988 while Nutt was the receivers coach. The two were reunited in 1993 when Nutt was named head coach at Murray State and brought Markuson in to serve as his offensive line coach. They've been together since, including the 1997 season at Boise State where Markuson served as Nutt's offensive coordinator.

After joining the UA coaching staff on Dec. 11, 1997, Markuson's impact on the Hogs' offensive line was immediate. In 1998, Markuson transformed UA's front into one of the most productive in school history. Led by senior guard Brandon Burlsworth, the line helped the Razorbacks score 390 points – the third-highest total in school history – and amass 4,333 yards of offense – then the sixth-best total in UA history. Burlsworth earned first-team All-America honors from The Football News, was first-team All-SEC and was selected in the third round of the NFL Draft by Indianapolis.

With just one starter returning from the 1998 squad, Markuson molded the 1999 line into a squad that allowed the fewest quarterback sacks in the SEC and helped UA to the 2000 Cotton Bowl. Tackle Bobby Williams was an All-SEC pick and a second round NFL Draft choice by Philadelphia while Markuson was a nominee for the Broyles Award for the first time.

In 2000, Markuson's offensive line helped three different running backs break the 100-yard rushing barrier a total of five times. In 2001, Arkansas rushed for just 44 yards through the first two games but Markuson's unit helped the Hogs gain 1,906 yards over the last nine contests (211.8), including three 300-yard efforts, to rank third in the SEC and 37th nationally with 177.3 yards per game. Andrews earned freshman All-America and second-team All-SEC honors while center Kenny Sandlin, who also earned All-SEC honors, and tackle Shannon Money signed NFL free-agent contracts.

A native of Farmington, Minn., Markuson began his coaching career at Farmington High School – his prep alma mater – as the school's defensive line coach in 1983. He began his collegiate coaching career in 1984 with a two-year stint as the defensive line coach at South Dakota State, where he earned his master's in physical education in 1986. After spending the 1986 season as the defensive line coach at his college's alma mater – Hamline University in St. Paul, Minn. – Markuson began his two-year graduate assistantship at Oklahoma State. While in Stillwater, he helped the Cowboys to a 35-33 win over West Virginia in the 1987 Sun Bowl and a 62-14 win over Wyoming in the 1988 Holiday Bowl behind five touchdowns and 222 rushing yards by Heisman Trophy winner Barry Sanders.

In 1989, Markuson served as a graduate assistant at Notre Dame under former Arkansas head coach Lou Holtz. That Fighting Irish team posted a 12-1 record and finished No. 2 in the final Associated Press rankings after toppling Colorado in the Orange Bowl.

Markuson landed his first full-time collegiate coaching position in 1990 when he was named the offensive line coach at Austin Peay. He then served as the offensive coordinator and offensive line coach at Alabama A&M during the 1991 and 1992 seasons.

Markuson was a three-year football letterman at Farmington High School where he served as team co-captain and earned all-conference honors as a senior. He went on to Hamline where he was a four-year starter at defensive tackle and a two-time honorable mention All-Minnesota Intercollegiate Athletic Conference selection for the Pipers. He was also team co-captain as a senior.

Born June 15, 1961, Markuson is married to the former Dottie Bryant. The couple has a daughter, Joy Noel (9/28/93), and a son, Elliot Bryan (11/28/94).

COACHING DUTIES: offensive line / running game coordinator

BORN: June 15, 1961

FAMILY: wife Dottie (Bryant); daughter Joy Noel (9/28/93); son Elliot Bryan (11/28/94)

EDUCATION

► Farmington (Minn.) HS (1979)

► Hamline – B.A. in psychology (1983)

► South Dakota State – M.S. in athletic administration (1986)

JOINED UA STAFF: Dec. 11, 1997

YEARS OF COLLEGIATE COACHING EXPERIENCE/YEARS AT UA: 23/9

RECRUITING TERRITORY: North Arkansas, Alabama, Mississippi

COACHING HISTORY

1983 Farmington (Minn.) HS (assistant coach – defensive line)

1984-85 South Dakota State (assistant coach – defensive line)

1986 Hamline (assistant coach – defensive line)

1987-88 Oklahoma State (graduate assistant coach)

1989 Notre Dame (graduate assistant coach)

1990 Austin Peay (assistant coach – offensive line)

1991 Alabama A&M (offensive line)

1992 Alabama A&M (offensive coordinator – offensive line)

1993-96 Murray State (assistant coach – offensive line)

1997 Boise State (offensive coordinator – offensive line)

1998 Arkansas (assistant coach – offensive line)

2003- Arkansas (assistant coach – offensive line / running game coordinator)

PLAYING EXPERIENCE

Hamline University (defensive tackle, 1979-82)

POSTSEASON EXPERIENCE (Div. I only)

► GRADUATE ASSISTANT COACH

Oklahoma State

1987 Sun Bowl

1988 Holiday Bowl

Notre Dame

1990 Orange Bowl

► ASSISTANT COACH

Arkansas

1999 Florida Citrus Bowl

2000 Cotton Bowl

2000 Las Vegas Bowl

2002 Cotton Bowl

2002 SEC Championship Game

2002 Music City Bowl

2002 Independence Bowl

2006 SEC Championship Game

2007 Capital One Bowl

2007 FOOTBALL STAFF | MIKE MARKUSON



THE MARKUSONS: (L to R) Joy, Dottie, Mike, Elliot



RAZORBACK FOOTBALL



COACHING DUTIES: running backs

BORN: May 7, 1961

FAMILY: wife Carla (Carlton); daughters Dallas (6/1/93), and triplets Ashley, Brenna and Caylan (2/21/96)

EDUCATION

- ▶ Central HS (Little Rock, Ark.) (1980)
- ▶ Arkansas – B.S. in physical education (1985)

JOINED UA STAFF: Dec. 11, 1997

YEARS OF COLLEGIATE COACHING EXPERIENCE/YEARS AT UA: 21/9

RECRUITING TERRITORY: Central Arkansas; Eastern Arkansas; Tennessee, emphasis on West Tennessee; West Kentucky

COACHING HISTORY

- 1986-88 Arkansas (graduate assistant coach)
- 1989 Appalachian State (assistant coach – wide receivers)
- 1990-93 Arkansas Tech (assistant coach – quarterbacks / running backs / receivers)
- 1994-96 Murray State (assistant coach – running backs)
- 1997 Boise State (assistant coach – running backs)
- 1998- Arkansas (assistant coach – running backs)

PLAYING EXPERIENCE

- Central Arkansas (quarterback, 1981-82)
- Arkansas (quarterback, 1984)

POSTSEASON EXPERIENCE (Div. I only)

▶ PLAYER

- Arkansas
- 1984 Liberty Bowl


▶ ASSISTANT COACH

- Arkansas
- *1999 Florida Citrus Bowl
- 2000 Cotton Bowl
- 2000 Las Vegas Bowl
- 2002 Cotton Bowl
- 2002 SEC Championship Game
- 2002 Music City Bowl
- 2003 Independence Bowl
- 2006 SEC Championship Game
- 2007 Capital One Bowl

*did not coach in game due to medical reasons

▶ GRADUATE ASSISTANT COACH

- Arkansas
- 1987 Orange Bowl
- 1987 Liberty Bowl
- 1989 Cotton Bowl



THE NUTTS: (Front L to R) Brenna, Ashley, Danny and Caylan (Back L to R) Dallas and Carla



DANNY NUTT
RUNNING BACKS

A former Arkansas quarterback who began his coaching career as a UA graduate assistant, Danny Nutt continues helping the Razorback program produce talented running backs.

Nutt has assisted his oldest brother, Houston Nutt, for 13 years since joining his staff at Murray State for the 1994 season and the Arkansas staff on Dec. 11, 1997.

In his 10th year on brother Houston Nutt's staff, his backs helped Arkansas lead the Southeastern Conference in rushing for the fourth time in five years in 2006 and ranked No. 4 in the nation with 228.5 yards per game.

Darren McFadden's sophomore campaign was just as outstanding as his freshman season. The Doak Walker Award winner and the Heisman Trophy runner-up led the SEC and ranked No. 10 nationally in rushing with 117.64 yards per game and accumulated 1,647 yards of offense. He also ranked No. 3 in the SEC in scoring with 7.0 points per game. Named the Associated Press and Coaches SEC Offensive Player of the Year, McFadden was named to numerous first-team All-America lists and was also a finalist for the Walter Camp Player of the Year Award and the Associated Press National Player of the Year Award.

Felix Jones also posted a banner season in 2006, tallying 1,168 yards rushing. Named to the Associated Press All-SEC second team, Jones ranked second in the league and 34th in the nation in rushing yards with 83.43. He also ranked No. 3 in the league and No. 22 nationally as an all-purpose runner with 130.64 yards per game.

In 2006, McFadden and Jones recorded the 11th and 12th 1,000-yard rushing seasons in school history.

In 2005, McFadden ran for 1,113 yards to rank fourth in the league while another freshman All-American, Jones, ran for 626 and ranked 10th.

McFadden was named first-team All-SEC, the SEC Freshman of the Year and a freshman All-American. Jones was named a first-team All-American as a kick returner.

His backs helped Arkansas rank second in the SEC and No. 22 in the nation in 2004 by rushing for 187.4 yards per game. De'Arrius Howard, De'Cori Birmingham and Peyton Hillis combined for 1,225 yards and 15 touchdowns in 2004. Birmingham signed with the New England Patriots.

In 2003, tailback Cedric Cobbs led the SEC in rushing with a 110.0 yards per game average to become the first Razorback to lead the SEC in rushing. Cobbs was a fourth-round selection by New England in the 2004 NFL Draft and finished his career as the school's third-leading rusher with 3,018 yards.

In 2002, under Nutt's guidance, UA running backs did not have a fumble during the regular season and SEC Championship Game. The Razorbacks also led the SEC in rushing yards per game (218.9) behind All-SEC tailback Fred Talley.

His 2001 rotation of Talley, Cobbs and Brandon Holmes produced a total of 1,279 yards and 14 touchdowns while Birmingham and Mark Pierce added another 166 yards and four TDs.

In 2000, injuries limited UA's top two tailbacks – Cobbs and Talley – to just 11 games combined, but Nutt directed a backfield that saw Cobbs, Talley and Holmes top the 100-yard mark a total of five times. Holmes came off the bench to rush for 95 yards and two touchdowns in a 17-10 overtime win at Mississippi State and followed with 143 yards in a 14-3 win over LSU to earn the Hogs a bowl bid.

Cobbs, Talley and Birmingham are just the latest in a line of talented backs Nutt has mentored. During his tenure at Murray State, he coached two Racer running backs to 1,000-yard rushing seasons: Derrick Cullors tallied a school-record 1,765 yards on the ground in 1995, followed in 1996 by Anthony Downs' 1,160-yard rushing season.

Upon his return to Arkansas in 1998, he coached the tailback tandem of Chrys Chukwuma and Madre Hill to a total of five games with 100 or more rushing yards – three by Chukwuma and two by Hill. In 1999, Cobbs, Chukwuma and Michael Jenkins each broke the 100-yard rushing barrier in a game with Cobbs going for 107 yards in the Razorbacks' 28-24 upset of No. 3 Tennessee.

With 21 years of coaching experience, Nutt has developed a reputation as a hard worker both on the recruiting trail and on the practice field. Never was this determination more evident than when he was hospitalized and underwent a delicate surgical procedure to stop bleeding from his brain stem just days before the Razorbacks faced Michigan in the 1999 Comp USA Florida Citrus Bowl. Nutt endured an arduous rehabilitation and a relapse that forced him to miss spring drills in 2000 before returning to the sidelines for 2000 pre-season practice.

Nutt began his coaching career at Arkansas where he helped the Razorbacks to three straight bowl appearances as a graduate assistant during the 1986, 1987 and 1988 seasons. After making his full-time coaching debut as the receivers coach at Appalachian State in 1989, Nutt joined the staff at Arkansas Tech, serving as the quarterbacks, running backs and receivers coach at the Russellville school from 1990 to 1993 before joining his brother's Murray State staff. Nutt landed his first full-time Division I-A job when he followed Houston to Boise State for the 1997 season before returning to his alma mater for the 1998 season.

An all-state prep quarterback at Central High School in Little Rock, Ark., Nutt was also a member of a state championship basketball team at CHS. Nutt began his career on the college gridiron at Central Arkansas. As a sophomore in 1982, Nutt was the Bears' starting quarterback and passed for 1,092 yards during UCA's first season under head coach Harold Horton, who now serves as vice president of The Razorback Foundation, Inc. Nutt later transferred to Arkansas where as a senior in 1984 he passed for 520 yards and four touchdowns while helping the Razorbacks to the 1984 Liberty Bowl.

Nutt is third-born of four brothers (Houston, Dickey and Dennis Nutt), all of whom are collegiate coaches. Nutt's older brother Dickey is in his 11th season as head basketball coach at Arkansas State while younger brother Dennis is an assistant at Coastal Carolina. Born May 7, 1961, Nutt is married to the former Carla Carlton. The couple has four daughters – Dallas (6/1/93), and triplets Ashley, Brenna and Caylan (2/21/96).

DANNY NUTT | FOOTBALL STAFF

2007



UNIVERSITY OF ARKANSAS



TRACY ROCKER DEFENSIVE LINE

Former Outland Trophy and Lombardi Award winner Tracy Rocker is in his fifth season as Arkansas' defensive line coach.

Rocker was inducted into the College Football Hall of Fame by the National Football Foundation in December 2004 in New York City, and was inducted into Alabama's state Sports Hall of Fame

in the summer of 2005.

The 2006 line ranked No. 4 in the Southeastern Conference and 33rd in the nation in rushing defense, holding opponents to 114.57 yards per game. Arkansas also ranked first in the SEC and No. 21 nationally in tackles for loss with 6.93.

Keith Jackson paved the way in 2006 with 79 tackles, ranking fourth on the team. After the 2006 season, Jackson was selected in the seventh round by the St. Louis Rams the second day of the 2007 National Football League Draft.

An honorable mention All-American, Jamaal Anderson was the premier pass rusher in the SEC in 2006 with 14 sacks for 100 yards and 20.5 tackles for loss. He ranked third nationally in sacks per game with 1.0 while his 20.5 TFL ranked 12th. Anderson also notched 65 tackles and a team-best 26 quarterback hurries.

Anderson was selected as the eighth pick of the first round of the 2007 NFL Draft. Anderson became the 20th Razorback to be selected in the first round of the NFL Draft.

2005's unit at Arkansas was led by tackle Jackson, who earned second-team All-SEC honors after finishing fourth on the team with 74 tackles. Arkansas tied for second in the SEC with 29 sacks and was fourth in rushing defense.

Rocker's 2004 unit at Arkansas produced 56 tackles, 13 tackles for loss and 6.5 sacks from end Jeb Huckeba, and 31 tackles each from nose guard Jeremy Harrell and end Marcus Harrison. Huckeba was a first-team All-SEC selection and was selected in the fifth round of the NFL Draft by Seattle.

In his first season with the Razorbacks, UA's 2003 defensive line helped the Hogs finish fifth in the SEC in total defense, allowing 344.0 yards per game.

Rocker joined Arkansas' staff after one year at Cincinnati where he helped the Bearcats win a share of the 2002 Conference USA title.

Prior to his stint at Cincinnati, Rocker spent five seasons as the defensive line coach at Troy State University in Troy, Ala. While at TSU, three of his players earned Division I-AA All-America honors, including Al Lucas, who earned the 1999 Buck Buchanan Award as the top defensive player in Division I-AA. A total of 13 TSU players garnered all-conference accolades under Rocker.

Five of Rocker's players at TSU went on to sign NFL contracts, including Marcus Spriggs, who was drafted by the Cleveland Browns in the sixth round in 1999.

A two-time All-American and a three-time All-SEC selection as a player at Auburn, Rocker captured both the Outland Trophy (nation's top interior lineman) and the Lombardi Trophy (nation's top lineman) in his senior season with the Tigers.

Rocker was also named SEC Player of the Year during his senior season. He finished his career with 354 tackles, including 21 quarterback sacks and 48 tackles for loss. During his tenure, Auburn won a pair of league titles. He was voted to the school's Team of the Century in 1993.

Rocker went on to play two seasons in the NFL with the Washington Redskins. He was selected to the NFL All-Rookie team in 1990. He then concluded his playing career with a one-year stint with the Orlando Thunder in the World Football League.

He returned to Auburn to complete his undergraduate degree in 1992 and began his coaching career at Auburn (Ala.) High School in the same year. After serving two seasons as defensive coordinator at the prep school, he spent three years as a defensive line coach at West Alabama (1994-96).

Rocker also spent part of the summer in 2001 working as an intern with the Indianapolis Colts and, in 2006, working with the Tampa Bay Buccaneers. Originally from Atlanta, Ga., Rocker and his wife, Lalitha, have a son, Kumar (11/22/99).

COACHING DUTIES: defensive line

BORN: April 9, 1966

FAMILY: wife Lalitha (Samuel); son Kumar (11/22/99)

EDUCATION

► Fulton HS (Atlanta, Ga.) (1984)

► Auburn University – B.S. in family and child development (1992)

JOINED UA STAFF: Feb. 7, 2003

YEARS OF COLLEGIATE COACHING EXPERIENCE/YEARS AT UA: 13/4

RECRUITING TERRITORY: Georgia

COACHING HISTORY

1992-93 Auburn (Ala.) High School (defensive coordinator)

1994-96 University of West Alabama (assistant coach – defensive line)

1997-2001 Troy State (assistant coach – defensive line)

2002 Cincinnati (assistant coach – defensive line)

2003- Arkansas (assistant coach – defensive line)

PLAYING EXPERIENCE

Auburn (defensive tackle, 1985-88)

POSTSEASON EXPERIENCE (Div. I only)

► Player

Auburn

1985 Cotton Bowl

1986 Citrus Bowl

1987 Sugar Bowl

1988 Sugar Bowl

► Assistant Coach

Cincinnati

2002 New Orleans Bowl

Arkansas

2003 Independence Bowl

2006 SEC Championship Game

2007 Capital One Bowl

2007 FOOTBALL STAFF — TRACY ROCKER



THE ROCKERS: (L to R) Tracy, Kumar, Lalitha



RAZORBACK FOOTBALL



COACHING DUTIES: tight ends and specialists

BORN: Oct. 31, 1964

FAMILY: wife Dianna (Woldum); son James John III (3/19/2002); daughter Jordyn Grace (10/10/2005)

EDUCATION

- ▶ MacArthur HS (Houston, Texas) (1983)
- ▶ Arkansas – B.S. in general business (1988)

JOINED UA STAFF: Feb. 14, 2000

YEARS OF COLLEGIATE COACHING EXPERIENCE/YEARS AT UA: 17/7

RECRUITING TERRITORY: North Dallas Metro; Fort Worth; Arlington; North Houston; Kansas junior colleges; Kansas

COACHING HISTORY

- 1990 Oklahoma State (graduate assistant coach – receivers)
- 1991 Oklahoma State (graduate assistant coach – running backs)
- 1992 Independence (Kan.) CC (offensive coordinator)
- 1993 Independence (Kan.) CC (assistant coach – defensive secondary)
- 1994-95 Garden City (Kan.) CC (offensive coordinator – quarterbacks, receivers)
- 1996-99 Butler County (Kan.) CC (head coach [34-10])
- 2000 Arkansas (special teams coordinator / assistant coach – tight ends)
- 2001 Arkansas (assistant coach – tight ends / specialists)
- 2002-05 Arkansas (assistant coach – receivers / specialists)
- 2006 Arkansas (assistant coach – tight ends / specialists)

PLAYING EXPERIENCE

Arkansas (wide receiver, 1983-86)

POSTSEASON EXPERIENCE (Div. I only)

- | | |
|---|--|
| <ul style="list-style-type: none"> ▶ Player Arkansas 1984 Liberty Bowl 1985 Holiday Bowl 1987 Orange Bowl | <ul style="list-style-type: none"> ▶ Assistant Coach Arkansas 2000 Las Vegas Bowl 2002 Cotton Bowl 2002 SEC Championship Game 2002 Music City Bowl 2003 Independence Bowl 2006 SEC Championship Game 2007 Capital One Bowl |
|---|--|



THE SHIBESTS: (L to R) James, Jordyn, James John III, Dianna



JAMES SHIBEST TIGHT ENDS / SPECIALISTS

In his eighth season at Arkansas, James Shibest will work with the tight ends and the specialists during the 2007 season.

Shibest coached the tight ends in his first two seasons with the Razorbacks (2000-01) and then moved over to coach the wide receivers for four years (2002-05).

Jacob Skinner averaged 38.1 yards on 61 punts with 26 downed in the 20. For his efforts, Skinner was named to the Ray Guy Award watch list, presented annually to the nation's best punter.

His tight ends combined for 17 receptions for 161 yards and three touchdowns with Wes Murphy signing a free agent contract with Kansas City after the 2006 season.

In 2005, Skinner averaged 41.8 yards on 50 punts with 15 downed inside the 20. He was third in the SEC and Arkansas was third in net punting (38.8) and seventh nationally. In addition, kicker Chris Balseiro was 13-of-18 on field goals and finished his career eighth on UA's all-time field goals made list with 28. At receiver, Marcus Monk and Cedric Washington combined for 62 receptions for 841 yards and eight touchdowns.

Monk earned SEC All-Freshman honors in 2004 after tying Steven Harris for the team lead in receptions with 37 for 569 yards and a team-high six touchdowns. Harris signed a free-agent contract with the Washington Redskins. Shibest also worked with punter Jeremy Davis, who was named to the SEC All-Freshman team after averaging 39.2 yards on 25 punts.

Despite the loss of two senior starters from 2003, Arkansas ranked fifth in the Southeastern Conference in passing offense in 2004 (210.5) with wideouts Harris, Monk and Washington combining for 91 receptions for 1,470 yards and 11 touchdowns.

Arkansas receivers had one of their most productive seasons in recent history in 2003. Seniors George Wilson and Richard Smith combined for 80 receptions, 1,473 yards and 13 touchdowns. They ended their careers second (144) and fourth (135), respectively, on UA's all-time receptions list.

Wilson finished the 2003 regular season ranked fifth in the SEC in receptions per game (3.85) and fourth in receiving yards (69.2) per game. Under Shibest's instruction, Balseiro made 11-of-15 field goal attempts including a school bowl record four in the Hogs 27-14 win over Missouri in the 2003 Independence Bowl.

A trio of Shibest's players signed free agent National Football League contracts following the 2003 season. Wilson signed with the Detroit Lions and Smith signed with the Kansas City Chiefs. Special teams standout Tom Crowder also signed with the Dallas Cowboys.

In 2002, Shibest worked with placekicker David Carlton as he connected on 12-of-16 field goals to finish tied for third in the SEC in percentage (75.0). Shibest also instructed punter Richie Butler who finished his Razorback career ranked in the top 10 of every punting category in the Arkansas record books.

In 2001, as coach of the tight ends and specialists, Shibest helped Butler record a solid season while rotating several players at the tight end position. Butler averaged 42.5 yards on 67 punts with 17 downed inside the opponent 20-yard line. UA's net punting of 39.1 ranked 12th in the nation. Meanwhile, kicker Brennan O'Donohoe made 12-of-17 field goals and all 29 PAT attempts. At tight end, three different players, Jason Peters, Nathan Ball and Marcellus Poydras, caught passes during the year while helping block for three 300-yard rushing games.

A 17-year coaching veteran, Shibest officially joined the Razorback staff on Feb. 14, 2000, after a highly successful four-year stint as head coach at Butler County (Kan.) Community College. Shibest led the Grizzlies to a four-year record of 34-10 and back-to-back National Junior College Athletic Association national championships in 1998 and 1999 while being named NJCAA national coach of the year both seasons. He also earned Jayhawk Conference Coach of the Year honors in 1996 and 1998.

During his tenure at Butler County, Shibest coached 19 NJCAA All-Americans and 34 NCAA Division I signees, including former Razorback Jermaine Perty, who earned first-team All-America honors from the American Football Coaches Association. Shibest led the Grizzlies to records of 7-4 in 1996, 4-5 in 1997, 12-0 in 1998 and 11-1 in 1999.

Shibest began his coaching career with two years as a graduate assistant at Oklahoma State, coaching receivers in 1990 and running backs in 1991. In 1992, Shibest began his ascent through the junior college coaching ranks as the offensive coordinator at Independence (Kan.) Community College. After coaching the Independence defensive secondary during the 1993 season, Shibest embarked on a two-year tenure as offensive coordinator and quarterbacks/receivers coach at Garden City (Kan.) Community College. There he helped the Bronco Busters to a 10-1 record in 1994 and a 9-2 mark in 1995 with an offense that ranked sixth in the NJCAA.

A native of Houston, Texas, Shibest was a prep All-American receiver at MacArthur High School where he caught 79 passes for 1,337 yards and 17 touchdowns in his final two seasons. Shibest, who along with head coach Houston Nutt and running backs coach Danny Nutt played at UA, had a standout collegiate career as a receiver at Arkansas, earning All-Southwest Conference honors in 1984 and 1986. He amassed a then-school-record 1,920 receiving yards on 97 receptions, including 10 for touchdowns. His career receiving yardage total still ranks fifth in the UA record books.

Born Oct. 31, 1964, Shibest is married to the former Dianna Woldum and they are the parents of James John III (3/19/2002) and Jordyn Grace (10/5/2005).

JAMES SHIBEST | FOOTBALL STAFF 2007





UNIVERSITY OF ARKANSAS



CHRIS VAUGHN SAFETIES / RECRUITING COORDINATOR

In his ninth year on the Arkansas staff, Chris Vaughn is in his fourth season as the recruiting coordinator and his second coaching exclusively safeties.

Vaughn spent the 2006 season as the director of on-campus recruiting. His responsibilities included on-campus recruiting efforts, coordinating official visits as well as the hosting of prospects at Razorback football games.

Returning to the field, he inherits a group of returning safeties that combined for 211 tackles in 2006. Senior Matt Hewitt had 63 stops last year while senior Kevin Woods had 45 and senior Michael Grant had 41.

On the field, Vaughn's coaching responsibilities have included the outside linebackers (2000-04), and the outside linebackers and strong safeties (2001-03).

In 2003, he guided a unit that helped Arkansas finish fifth in the Southeastern Conference in total defense and fourth in passing defense. UA also ranked third in pass efficiency defense.

As outside linebackers coach, Vaughn was instrumental in developing Tony Bua into an All-SEC performer. Bua earned All-SEC honors in 2001, '02 and '03, and ended his career as Arkansas' all-time leading tackler with 408 stops before being drafted by the Miami Dolphins in 2004.

Vaughn began his UA career as a graduate assistant on the 1999 squad, working with the defense. He helped direct a swarming defense that limited Texas to minus-27 yards rushing in a 27-6 Razorback victory in the 2000 Cotton Bowl.

In 2001, he helped UA's defense rank second in the Southeastern Conference in the red zone by allowing teams to score 68.3 percent of the time, and third in the league and 30th nationally with a plus-five turnover margin. His two starters, Bua and Caleb Miller, each recorded more than 100 tackles.

Vaughn landed his first full-time coaching position less than a week after the Cotton Bowl win over Texas, joining former UA defensive coordinator Keith Burns at Tulsa as the Golden Hurricane's linebackers coach on Jan. 3, 2000. Vaughn's tenure at Tulsa, however, lasted less than six weeks. When a full-time slot opened on the Razorback staff, Houston Nutt lured Vaughn back to Fayetteville on Feb. 17, 2000, in time to prepare for spring practice.

In 2000, he helped coach a defensive unit which led the SEC and was 12th nationally in total defense by allowing just 292.1 yards per game.

Vaughn is a native of Tallahassee, Fla., where he was an all-state linebacker, state wrestling runner-up and 4A state weightlifting champion at Godby High School.

The first player with whom Nutt made an in-home visit after his hiring at Murray State in 1994, Vaughn went on to earn four letters as a linebacker at MSU. He played his first three seasons for the Racers under Nutt and was a member of MSU teams that claimed back-to-back Ohio Valley Conference titles and made consecutive NCAA Division I-AA playoff appearances in 1995 and 1996. Vaughn earned All-OVC honors as a senior in 1997, totaling 103 tackles, including six quarterback sacks and 10 stops for lost yardage. He earned his bachelor's degree in advertising with a minor in art from MSU in 1998.

Born July 24, 1976, Vaughn is married to the former Marquette Foster and they are the parents of Christopher Matthew Vaughn II (11/2/2001), Cienna Marquette (7/28/2003) and Camryn McNeil (7/28/2005).

COACHING DUTIES: safeties and recruiting coordinator

BORN: July 24, 1976

FAMILY: wife Marquette (Foster); Christopher Matthew Vaughn II (11/2/2001); Cienna Marquette (7/28/2003); Camryn McNeil (7/28/2005)

EDUCATION

► Godby HS (Tallahassee, Fla.) (1994)

► Murray State – B.A. in advertising (1998)

JOINED UA STAFF: Feb. 17, 2000

YEARS OF COLLEGIATE COACHING EXPERIENCE/YEARS AT UA: 7/7

RECRUITING TERRITORY: South Arkansas; East, Northeast, South, West Texas; Texas Panhandle; Texas junior colleges

COACHING HISTORY

1999	Arkansas (graduate assistant coach)
Jan.-Feb. 2000	Tulsa (assistant coach – linebackers)
2000	Arkansas (assistant coach – outside linebackers)
2001-02	Arkansas (assistant coach – outside linebackers / strong safeties)
2003	Arkansas (outside linebackers / strong safeties / recruiting coordinator)
2004	Arkansas (outside linebackers / recruiting coordinator)
2005	Arkansas (safeties / recruiting coordinator)
2006	Arkansas (director of on-campus recruiting)
2007	Arkansas (safeties / recruiting coordinator)

PLAYING EXPERIENCE

Murray State (linebacker, 1994-97)

POSTSEASON EXPERIENCE (Div. I only)

► Graduate Assistant Coach	► Assistant Coach
Arkansas	Arkansas
2000 Cotton Bowl	2000 Las Vegas Bowl
	2002 Cotton Bowl
	2002 SEC Championship Game
	2002 Music City Bowl
	2003 Independence Bowl



THE VAUGHNS: (Front L to R) Cienna and Camryn (Middle L to R) Chris and Marquette (Back) Christopher II

2007 FOOTBALL STAFF — CHRIS VAUGHN



RAZORBACK FOOTBALL



COACHING DUTIES: wide receivers / passing game coordinator
BORN: March 14, 1955
FAMILY: wife Rosa; sons Jerrel and Alex; daughter Natalie

EDUCATION

- ▶ Washington HS (Massillon, Ohio) (1973)
- ▶ University of Iowa – B.A. in secondary education (1979)

JOINED UA STAFF: Jan. 4, 2006

YEARS OF COACHING EXPERIENCE/YEARS AT UA: 28/1
 Collegiate Coaching: 22; NFL Coaching: 6

RECRUITING TERRITORY: Southeast Texas; Houston Metro

COACHING HISTORY

1979-80	Kent State (quarterbacks / receivers)
1981	Southern Illinois (defensive secondary)
1982-84	Southern University (defensive coordinator / secondary)
1985-86	Wyoming (wide receivers / tight ends)
1987-88	Washington State (tight ends / recruiting coordinator)
1989-92	Miami (running backs)
1993-94	Wake Forest (offensive coordinator / quarterbacks)
1995-98	James Madison (head coach)
1999-2002	Minnesota Vikings (NFL) (quarterbacks)
2003	Cincinnati Bengals (NFL) (wide receivers)
2004	Arizona Cardinals (NFL) (offensive coordinator)
2006	Arkansas (quarterbacks / passing game coordinator)
2007	Arkansas (wide receivers / passing game coordinator)

PLAYING EXPERIENCE

Iowa (running back / special teams, 1975-77)

POSTSEASON EXPERIENCE (Div. I only)

▶ Assistant Coach	Arkansas
Washington State	2006 SEC Championship Game
1988 Aloha Bowl	2007 Capital One Bowl
Miami	
1990 Sugar Bowl	
1991 Cotton Bowl	
1992 Orange Bowl	
1993 Sugar Bowl	



ALEX WOOD

WIDE RECEIVERS / PASSING GAME COORDINATOR

A former offensive coordinator for the National Football League's Arizona Cardinals and quarterbacks coach for the Minnesota Vikings, Alex Wood joined the Arkansas staff on Jan. 4, 2006, as quarterbacks coach and passing game coordinator.

For the 2007 season, Wood will handle coaching duties for the receivers after spending the 2006 season as the quarterbacks coach.

Wood inherits a corp of receivers that ranked fourth in the Southeastern Conference in total offense with 378 yards per game. Marcus Monk led the team in catches with 50, amassing 962 yards. He caught a school-record 11 touchdowns and averaged 19.2 yards per reception.

Wood, who has 28 years of experience in the NFL and collegiate ranks, including four years as the head coach at James Madison University, has tutored such NFL quarterbacks as Daunte Culpepper, Randall Cunningham, Jeff George and Bubby Brister, as well as receivers Chad Johnson, Peter Warrick, TJ Houshmandzadeh, Kelly Washington and Kevin Walters.

A former running back and special teams player at the University of Iowa (1975-77), he earned his degree in secondary education and social studies in 1979 after beginning his coaching career as a student assistant in 1978.

His first full-time position was as quarterbacks and receivers coach at Kent State (1979-80). He coached defensive backs at Southern Illinois the next two years, and was defensive coordinator and defensive backs coach at Southern University in Baton Rouge, La., from 1982-85.

Wood spent two seasons (1985-86) tutoring wide receivers and tight ends at the University of Wyoming. During his tenure, the Cowboys made an Australia Bowl (1985) appearance. He served two years as the tight ends coach and recruiting coordinator at Washington State University. The Cougars made an appearance in the Aloha Bowl following the 1988 season.

From 1989-93, Wood was part of one of the most successful college football programs in the nation. Wood served as the running backs coach under Dennis Erickson for the Miami Hurricanes. During Wood's tenure, the Hurricanes won two national championships (1989 and 1991) including a perfect 12-0 season in 1991. Miami played in four New Year's Day bowl games in that span. Wood was hired as offensive coordinator and quarterbacks coach at Wake Forest in 1993. He coached for two seasons in Winston-Salem, N.C., before landing his first head coaching opportunity.

In 1995, Wood was named as the head football coach at James Madison University. Wood led the Dukes to an 8-4 record in his first season including a trip to the NCAA Division I-AA playoffs. In his four-year tenure at JMU, Wood compiled a record of 23-22. Seven of Wood's players at JMU went on to play in the NFL and the Dukes achieved a 75 percent graduation rate during his tenure.

Wood moved into the pro ranks in 1999 when he was hired by Dennis Green as the quarterbacks' coach of the Minnesota Vikings. He spent four seasons with the Vikings' organization. In his first year with the team, the Vikings selected Culpepper in the first round of the 1999 NFL Draft. Although a first-round draft pick, Culpepper was the fourth quarterback taken in the draft. By Culpepper's second season, the young star not only took over the starting quarterback job but earned a start for the National Football Conference (NFC) in the Pro Bowl. He tied for the NFL lead with 33 passing touchdowns and ranked second in the NFC with 3,937 yards. Culpepper also set team records for rushing yards (470) and rushing touchdowns (7) by a quarterback. Culpepper led the Vikings to the NFC Central championship and a spot in the conference championship game.

In 2001, Culpepper was lost to a season-ending injury but still managed to finish third in the NFC in completion percentage (64.2). The Culpepper-Wood combination was back at it again in 2002. Culpepper spearheaded the NFL's second-ranked offensive unit and in the process the Vikings' quarterback finished second in the NFC in passing yardage (3,853) for the second time in Wood's tenure.

Wood was named wide receivers coach by the Cincinnati Bengals in 2003. In his one year in Cincinnati, Wood coached two players in the top 10 of receiving yards in the AFC (Johnson and Warrick). Johnson led the AFC with 1,355 yards on 90 receptions. He also had 10 touchdown receptions.

In 2004, Wood rejoined Green on the staff of the Arizona Cardinals. Wood served one season as the offensive coordinator for the Cardinals, overseeing the offensive staff and handling play-calling responsibilities.

Wood, 52, is a native of Massillon, Ohio, and was a standout football player and wrestler at Washington High School. He and his wife Rosa, have three children Jerrel, Alex and Natalie. Alex Jr. recently completed his second season as the defensive line coach at University of Nebraska, Omaha.



THE WOODS: (L to R) Alex and Rosa

ALEX WOOD — FOOTBALL STAFF 2007





UNIVERSITY OF ARKANSAS



LOUIS CAMPBELL ASSISTANT ATHLETIC DIRECTOR FOR INTERNAL OPERATIONS

A former Arkansas assistant coach, Louis Campbell is back in administration as the assistant athletic director for internal operations. In 2006, he was back on the field as secondary coach before going back into administration this season. In 10 of the previous 11 years, he was

Arkansas' director of football operations.

A native of Hamburg, Ark., Campbell joined the coaching staff as defensive secondary coach on Jan. 31, 1990, after one season with the National Football League's Tampa Bay Buccaneers as a defensive assistant. He served eight seasons as a Razorback assistant coach under Jack Crowe, Joe Kines and Danny Ford, adding the title of assistant head coach under Ford prior to the 1996 season. Campbell switched to director of football operations prior to the 1998 season.

In 2006, Campbell helped Arkansas win the SEC's Western Division title, play in the SEC Championship Game and earn a spot in the Capital One Bowl. Arkansas finished 10-4 and ranked No. 15 in the nation.

Prior to last season, his last assignment on the field came at the end of the Razorbacks' 1999 regular season. When Keith Burns' departure from the UA coaching staff to take over as head coach at Tulsa left the Hogs without a defensive secondary coach for their Cotton Bowl meeting with Texas, Nutt asked Campbell to fill the void. In that game, he helped direct an Arkansas defensive unit that held the Longhorns to negative rushing yards (minus-27) for the first time in that program's history as the Razorbacks posted a 27-6 victory.

Campbell began his coaching career in 1973 at Alabama under head coach Paul "Bear" Bryant. After two years as a graduate assistant, Campbell was elevated to full-time status on the Crimson Tide coaching staff. Two years later in 1977, Campbell joined the SMU coaching staff as defensive secondary coach. He returned to Alabama prior to the 1980 season and coached defensive backs there through the 1984 campaign. Campbell helped the Crimson Tide to eight bowl games in his two tours of duty at the Tuscaloosa, Ala., school. The 1973 squad finished 11-1-0 and earned a No. 1 final ranking from United Press International.

In 1985 Campbell began a four-year stint as defensive coordinator and defensive secondary coach at Oklahoma State, joining quarterbacks and receivers coach Houston Nutt on the Cowboys' coaching staff. He helped the Cowboys to three bowl appearances during his four seasons.

Campbell has accompanied teams to 19 bowl games in his 30 years as a collegiate coach and football administrator, including eight in his 15 years at Arkansas.

A four-sport letterman at Hamburg High School, Campbell was a three-year letterman as a defensive back at Arkansas. His 12 interceptions still rank in a tie for third on the UA career list and his three interceptions against Tennessee in the 1971 Liberty Bowl are a Razorback bowl record. He earned his undergraduate degree in education at UA in 1973.

Born Feb. 20, 1950, Campbell is married to the former Ila Murphy. The couple has a daughter, Caroline, and two sons, Shepard and Steadman. Caroline is a senior at Oklahoma State, Shepard coaches defensive backs at Tennessee-Martin and Steadman is the defensive backs coach at the University of North Alabama.



CLIFTON EALY DIRECTOR OF HIGH SCHOOL RELATIONS

Clifton Ealy is in his second year as the Razorbacks' director of high school relations. Ealy is the football program's liaison with high school and junior college coaches around the state and country. He is also in charge of organizing the annual high school coaches' clinic and the Houston Nutt Football Camp.

Ealy spent 18 years on the sidelines, including six years in three different stints on the Razorbacks' coaching staff.

He was a graduate assistant with the Hogs in 1987-88 when he served under then-UA Coach Ken Hatfield. Ealy came back to Arkansas in 1998 with Nutt to coach bandits and rovers for two seasons. In 2003 he returned to the UA staff once again to coach tight ends.

Ealy served as the outside linebackers and free safeties coach at Fayetteville (Ark.) High School from 2000-02.

After his first stint with the Razorbacks in 1987, Ealy coached two seasons at Delta State (Miss.) University as the secondary coach (1988-89) and then as the defensive coordinator (1989).

Ealy returned to the University of Central Arkansas in a full-time coaching capacity in 1990. He spent seven seasons in Conway with stints as the secondary coach (1990-94), linebackers coach (1995-96) and defensive coordinator (1990-96). In his first three years at UCA, the Bears won three conference titles and the 1991 NAIA national championship.

Ealy joined Houston Nutt's coaching staff at Boise State for the 1997 season. He worked with the Broncos defensive backs before accompanying Nutt to Arkansas in 1998.

Ealy was a two-time honorable mention All-American and all-conference wide receiver at Central Arkansas before injuries prevented him from finishing his collegiate career. He earned his bachelor's degree in physical education from UCA in 1982 and a master's in secondary administration of supervision and leadership at UCA in 1987.

FOOTBALL STAFF

2007



RAZORBACK FOOTBALL



TIM CHENEY EQUIPMENT MANAGER

When it comes to ordering, maintaining and distributing equipment, Arkansas can rely on the experience of Tim Cheney.

Entering his 18th year as equipment manager, Cheney is in charge of all aspects of Razorback equipment. He and his staff handle the distribution to athletes and coaches, any necessary repair, and all

ordering and laundering. They are also responsible for coordinating with the coaching staff to ensure all required practice accessories are where they should be for appropriate drills and workouts.

After the team has left the field and locker room, the equipment room staff is still around, getting everything ready for the next day.

Cheney was involved with the Razorback program long before he became equipment manager. He worked four years as a student trainer for Dean Weber, working all four seasons with football as well as a year with baseball. He became an assistant in the equipment room before assuming his current position in 1990.

He has worked numerous bowl games at Arkansas, including four Cotton bowls, two Capital One bowls, the Orange Bowl, the Florida Citrus Bowl, the Holiday Bowl, two Liberty bowls, the CarQuest Bowl, two Independence bowls, the Music City Bowl and the Las Vegas Bowl.

Born May 26, 1966, Cheney was a student athletic trainer at Pine Bluff White Hall High School for three years before graduating in the spring of 1984. He and his wife, Tracey, have one daughter, Tye, 12, and one son, Tripp, eight.



DON DECKER HEAD STRENGTH AND CONDITIONING COACH

Don Decker is in his 15th year as a member of the Razorback staff and his 10th as head strength and conditioning coach. He served as assistant strength and conditioning coach for five years before being elevated to his current position.

In 2004, he earned the designation of master level strength coach by the Collegiate Strength and Conditioning Coaches Association. He is one of just 43 strength and conditioning coaches in the world to earn that honor.

Football is his first responsibility, but Decker oversees strength and conditioning for all men's sports. He was in charge of the basketball weight program for eight years and has also been in charge of baseball.

During his tenure with the Razorbacks, Decker has been to the Final Four twice, including 1994 when the Hogs won the national championship. He also worked with the 1995, 2002 and 2006 football squads that won SEC Western Division titles. In his first year as head strength and conditioning coach, 1998, the Razorbacks won a share of the SEC Western Division title and played in the Florida Citrus Bowl on New Year's Day. The Razorback baseball team won the Southeastern Conference regular season crown in 1999. In his second year at the helm, Arkansas defeated Texas in the 2000 Southwestern Cotton Bowl Classic while the 2000 club played in the Las Vegas Bowl, the 2001 team played in the 2002 Cotton Bowl, the 2002 team played in the Music City Bowl, the 2003 team played in the Independence Bowl and the 2006 team played in the Capital One Bowl.

He came to Arkansas from Kent State where he was head strength coach for football during the 1991 and 1992 seasons. Before going to Kent he was a graduate assistant in the weight room at Arkansas. He worked with the 1989 football Razorbacks, who won the Southwest Conference crown and played in the Cotton Bowl. He earned

a master's degree in exercise science from Arkansas in 1991 before leaving for Kent.

Decker was a high school football standout at Perry High School in Masillon, Ohio, where he graduated in 1984. He went to Evangel College where he was all-district, all-conference and an honorable mention All-American at quarterback. He received his degree in physical education from Evangel in 1988.

Decker, 41, and his wife Stacey have been married 18 years.



DEAN WEBER DIRECTOR OF ATHLETIC TRAINING

Director of Athletic Training Dean Weber is truly the dean of the football department. Other than Athletic Director Frank Broyles, Weber has been associated with UA football longer than anyone else. The 2007 football season is his 35th with the Razorbacks.

Weber's duties include serving as head trainer for the football Hogs, overseeing operations in the athletic training room, administration, coordinating the complex travel schedule and details associated with Arkansas' football team, and organizing the 160-plus team travel party's travel and nutritional needs while away from campus.

A 1998 inductee into the Arkansas Athletic Trainers' Association Hall of Fame and a 2000 inductee into the UA Sports Hall of Honor, Weber was an athletic trainer for the United States Olympic Team at the 1984 games. He has served on the training staff at three National Sports Festivals.

Also a member of the Southwest Athletic Trainers' Association Hall of Fame, he is noted for his work with athletic shoes as they apply to playing surfaces and his research on turf toe injuries. In 1998, Weber and former assistant Kevin Pitts were recognized by the Arkansas Athletic Trainers' Association as the state's Athletic Trainers of the Year.

Weber joined the Arkansas staff in March 1973, after serving as assistant athletic trainer at North Carolina. He worked for the Tar Heels for five years before moving to Fayetteville.

His career as an athletic trainer began in high school at Fairfax, Va. He continued in his college days at Bridgewater (Va.) College, where he graduated in 1967 with a Bachelor of Arts degree.

He has participated in 25 bowl games as a trainer, including every Razorback bowl game since the 1976 Cotton Bowl. In addition, Weber has twice been on the training staff at the Japan Bowl and he worked with teams that went to the NCAA Final Four twice while he was at North Carolina.

Weber has two children, Matt and Ben, and 11 grandchildren, Drew, Taylor, Tylor, Caleb, Spencer, Abby, Kendall, Mason, Emily, Tyler Hays and Conner.





UNIVERSITY OF ARKANSAS



JEFF NORRID
GRADUATE ASSISTANT COACH

A former Razorback and a Fort Smith native, Norrid is in his third season as a graduate assistant coach for the Razorback football team.

His primary responsibility is assisting offensive line coach Mike Markuson and special teams coach James Shibest. Norrid aids in the development of the Razorback offensive line that includes returning

Rimington Trophy finalist and first-team All-Southeastern Conference performer Jonathan Luigs from the 2006 season.

Also among Norrid's offensive responsibilities, he handles the defensive scout team and assists the coaches in breaking down opponents' defensive game film.

Norrid's playing career began at the University of Central Arkansas where he played two seasons at center (1998-99). He then transferred to the University of Arkansas and completed his eligibility as a center during the 2001 and 2002 seasons.

Before transferring to Arkansas, Norrid spent the 2000 season as an assistant coach at Fort Smith Southside High School.

Born June 27, 1980, Norrid was an all-conference guard in 1996 and 1997 at Fort Smith Southside High School and was a three-time all-area honoree.



COURTNEY SANDERS
GRADUATE ASSISTANT COACH

Courtney Sanders is in his first season as a defensive graduate assistant and his fifth season with the University of Arkansas football staff.

As a defensive graduate assistant, Sanders will assist defensive coordinator Reggie Herring. His duties include working with the defensive line, breaking down opponents game film, directing the offensive scout team and recruiting.

Prior to becoming a defensive graduate assistant, Sanders spent three seasons in charge of defensive quality control for the Razorbacks. His duties included monitoring academic progress, supervising study hall and assisting with coordination of on-campus recruiting efforts.

Sanders got his start at the University of Arkansas in 2001 as a student assistant coach in strength and conditioning. He supervised athletes during workouts and organized and implemented workout plans.

In between his stints in Fayetteville, Sanders spent the 2002 season as the running backs coach at Arkansas Tech University in Russellville, Ark.

Sanders received his bachelor's degree in education from UA in 2002 and went on to receive his masters' degree, also from UA, in 2006.

Sanders was an all-state selection while playing football at Stamps High School in Stamps, Ark. Also for Stamps High School, he lettered in basketball, baseball and track and field.

He is a member of the Black Coaches Association, and the American Football Coaches associations. Sanders resides in Fayetteville with his wife, Veronica.

FOOTBALL STAFF SUPPORT STAFF



CLARINDA CARR
Houston Nutt's Office



DAWN DIDIER
Assistant Athletic Trainer



KELLY LAMBERT
Assistant Strength & Conditioning Coach



ERIC LINSON
Assistant Athletic Trainer



JODA PARENT
Recruiting Secretary



MARK TAYLOR
Assistant Equipment Manager



CARRIE WHITMER
Football Secretary



JASON WILFAWN
Assistant Strength & Conditioning Coach



RAZORBACK FOOTBALL



62 DT, 6-6, 313, SO-1L
Fort Lauderdale, Fla.
(Cypress Bay HS)



MICHAEL AGUIRRE

OUTLOOK: He saw limited action last season, but has continued to grow stronger. He was one of the Razorbacks' most-improved players in the spring. Aguirre has made significant strides towards contributing on the offensive front and will likely be in the rotation at offensive guard this fall. He enters the pre-season behind Mitch Petrus at left guard.

2006: He lettered after playing five games in his redshirt freshman season. He saw action against Southeast Missouri State, Ole Miss, Louisiana-Monroe, Mississippi State and LSU. He averaged a grade of 82.3 percent, including a pass blocking grade of 93.7 percent, while racking up six knockdown blocks in his limited play. – He logged a season-high 37 snaps on the offensive front against Southeast Missouri State. He garnered an 89-percent grade, including a 92-percent clip in run blocking and an 81-percent grade in pass blocking. He also earned three knockdown blocks in his collegiate debut. Against Ole Miss, he played eight snaps tallying one knockdown block. He posted a perfect 100-percent pass blocking grade against the Rebels. He carded a grade of 83 percent in the Razorbacks' non-conference win over Louisiana-Monroe. He posted a 100-percent grade in pass blocking while garnering one knockdown block. He tallied one knockdown block in the Hogs' division-clinching win at Mississippi State. He also played in Arkansas' regular-season finale against LSU.

2005: He worked with the scout team offense during his redshirt season.

HIGH SCHOOL CAREER: He was a standout on the offensive front for Coach Billy Hobbs. He was named to the Florida-Georgia All-Star Game. He was selected to participate in the Broward County All-Star Game and the Broward County-Dade County All-Star Game. Rivals.com rated him as the No. 63 offensive tackle in the nation. He was also ranked in the top 100 players in Florida by the same organization. He was also recruited by Florida International, Southern Illinois and Akron.

PERSONAL: Born May 8, 1987, he is the son of Angelica Aguirre. He is enrolled in the Fulbright College of Arts and Sciences and is majoring in history. He was named to the Lon Farrell Academic Honor Roll in Spring 2007 and Fall 2005, and was named a Hard Working Hog for the 2005-06 academic year. His last name is pronounced A-gear-ee.

28 SE, 6-1, 200, SR-3L
Osceola, Ark.
(Osceola / Hargrave [Va.]
Military Academy)



CHRIS BAKER

OUTLOOK: Baker returned from a redshirt season to appear in eight games last season. The Osceola native is one of the fastest players on the UA roster, but hauled in only one catch for six yards last season. He had a solid spring and improved his route running and technique. Baker has shown big-play capability in his previous stints on the field. He owns a career average of 19.7 yards per reception and has scored a touchdown on three of his 14 career catches. He appears primed for his best season yet as a senior. He is slated to be in the wide receiver rotation at split end and is listed behind Marcus Monk and Marques Wade at that position entering fall camp.

2006: As a reserve split end, he played in eight of the Razorbacks' 14 games including appearances against USC, Utah State, Alabama, Southeast Missouri State, Ole Miss, Louisiana-Monroe, Tennessee and Mississippi State. He made one catch for six yards and a touchdown on the season. His lone reception came in a non-conference win over Southeast Missouri State. The scoring toss came from Casey Dick in the third quarter of the Hogs' 63-7 victory. – He saw action in both the USC and Utah State games, but didn't earn a reception in either contest. He didn't play in the Hogs' road conference opener at Vanderbilt. He saw snaps at wide receiver, but didn't make a catch against No. 22 Alabama. He logged time in the wide receiver rotation, but didn't make a catch in the Razorbacks' win over No. 2 Auburn. He snared his first catch of the season for a six-yard touchdown in the Hogs' 63-7 win over Southeast Missouri State. He initially juggled the ball thrown by quarterback Casey Dick, but eventually hauled it in for the score. He saw snaps at wide receiver, but didn't make a catch in the Razorbacks' 38-3 win over Ole Miss. He earned snaps at wideout and on special teams in the Hogs' non-conference victory over Louisiana-Monroe. He didn't play against South Carolina. He played in Arkansas' 31-14 win over No. 13 Tennessee. Baker logged time in the Razorbacks' 28-14 win at Mississippi State. He helped the Razorbacks clinch an outright SEC Western Division title with a win over the Bulldogs. He didn't play in the Razorbacks' regular season finale against No. 9 LSU. He also didn't appear in the 2006 SEC Championship Game against Florida or the 2007 Capital One Bowl against Wisconsin.

2005: He used the season as a redshirt campaign as he dealt with a left knee injury.

2004: He saw action in all 11 games as a split end. He ranked fourth on the squad in receiving yards with 213 on nine catches. His nine receptions ranked in a tie for sixth on the team. He earned a reception in seven of the Hogs' 11 contests. Two of his nine catches (74, 46) went for more than 45 yards including a squad-long reception of 74 yards against New Mexico State. He led the team with a 23.7 yards-per-catch average. – He eclipsed his previous career receiving yards total with his first catch of the 2004 season. He hauled in a 74-yard touchdown pass from quarterback Robert Johnson in the second quarter of Arkansas' 63-13 win over New Mexico State. He made one catch for 46 yards and a first down in the first quarter against No. 7 Texas. He hauled in three passes for 28 yards, including a long gain of 11 yards, in the Hogs' win over Louisiana-Monroe. It was the first time in his career that he earned more than one catch in a game. He saw action at split end, but did not earn a reception for the first time on the season in a 27-10 win over Alabama. He hauled in one ball for 11 yards to set up a UA touchdown in the fourth quarter against Florida. He earned his second career touchdown catch, a 19-yard reception, on a pass from Matt Jones in the second quarter of the Hogs' 38-20 loss at No. 4 Auburn. For only the second time all season, he failed to make a catch in the Hogs' 20-14 loss to No. 6 Georgia. For the second consecutive game, he did not earn a reception in a road loss at South Carolina. He made one catch for 26 yards in the Hogs' 35-3 win over Ole Miss. His reception came on a leaping catch over a Rebels' defender on third down and eight on Arkansas' opening drive of the game. The catch resulted in a first down and the Razorbacks went on to score on that drive to take a lead they would never relinquish. It was his first catch in three games. He logged time in Arkansas' road win at Mississippi State, but did not earn a catch against the Bulldogs. He made one catch for nine yards in the season finale against No. 12 LSU.

2003: He appeared in 12 of 13 games for the Hogs as a true freshman split end. He snared four receptions for 57 yards on the season. His 14.2 yards-per-catch average ranked fourth on the squad among wide receivers with multiple catches. He earned his first collegiate catch in a 31-7 win over North Texas. He caught a 12-yard pass from Ryan Sorahan for a first down in the fourth quarter against the Mean Green. He hauled in a 33-yard catch from Matt Jones against Auburn. He had one reception for two yards in a road loss at Ole Miss. He tallied one reception for 10 yards in the Hogs' win over New Mexico State. He did not see action against Texas. He played,

OUTLOOK: He joined the Razorbacks in the spring of 2006 and sat out last season per NCAA transfer rules after coming from Ouachita Baptist. UA coaches were pleased with his progress and effort in spring practice. He will work as a reserve at both defensive tackle positions this fall.

2006: He sat out his initial season in Fayetteville after transferring from Ouachita Baptist. He worked with the defensive scout squad.

AT OUACHITA BAPTIST: He played football at Ouachita Baptist University in Arkadelphia, Ark. As a freshman in 2005, he played in five games earning 10 total tackles (one solo, nine assists). He earned a half a tackle for loss and forced one fumble.

HIGH SCHOOL CAREER: He lettered in football and track at Central High School. He played defensive tackle on a prep football team that won back-to-back state championships in his junior and senior years. He was honored as an all-state defensive tackle during his career for legendary Coach Bernie Cox.

PERSONAL: Born Aug. 31, 1986, he is the son of Charles and Donnyta Alexander. He is enrolled in the Fulbright College of Arts and Sciences and is majoring in criminal justice.

RETURNING RAZORBACKS | PLAYERS 2007





UNIVERSITY OF ARKANSAS

but did not snare a pass against Tulsa, Texas, Alabama, Florida, Kentucky, South Carolina, Mississippi State, LSU or in the Independence Bowl against Missouri.

HIGH SCHOOL CAREER: He was originally a member of the 2002 UA signing class before attending Hargrave Military Academy later that year. Rivals.com rated him as the nation's No. 30 top non-high school product and ranked him as the No. 4 athlete in the country in 2002. He was rated the nation's No. 80 wide receiver by Max Emfinger's Blue Chip Recruiting in 2002. TheInsiders.com ranked him as the No. 15 wide receiver in the nation. He was named to the PrepStar All-Region IV Team. As a senior, he made 17 receptions for 339 yards and four touchdowns, and returned a punt for a touchdown. As a sophomore, he caught 18 passes for 385 yards and five touchdowns. He only played three games in his junior season due to a broken collarbone. He was also recruited by Ole Miss, Tennessee, San Jose State and Iowa. He was rated the No. 147 player in the nation as a senior by Tom Lemming's Prep Football Report.

PERSONAL: Born Dec. 20, 1982, he is the son of Jacqueline Baker. He is enrolled in the Fulbright College of Arts and Sciences and is majoring in sociology. He was named a Hard Working Hog for the 2005-06 academic year.

Chris Baker's Career Statistics

RECEIVING	G/GS	Rec	Yds	TD	Lg	Rec/G	Avg/C	Avg/G
2003	12/0	4	57	0	33	0.3	14.2	4.8
2004	11/0	9	213	2	74	0.8	23.7	19.4
2005	Redshirt Season							
2006	8/0	1	6	1	6	0.1	6.0	0.8
TOTAL	31/0	14	276	3	74	0.5	19.7	8.9

RETURNING RAZORBACKS

CLAY BEMBERG

OUTLOOK: With three starters gone off last year's offensive line, he will attempt to make a move up the depth chart and compete for playing time. He suffered an ACL injury in January, but should be ready to go in August. He may be another year away from contributing on the field.

2006: Last year was a redshirt season while he worked with the scout team and improved his strength in UA's strength and conditioning program.

HIGH SCHOOL: He played every position along the offensive line for head coach Bernie Cox at Central and was a team captain. He earned Class 5A all-state and all-metro honors as a senior on a 5-5 club. His sophomore team was 14-0 and his junior club 13-1 with both winning state titles. Bemberg also earned academic all-state honors as a senior, and was a member of the Beta Club and the National Honor Society.

PERSONAL: Born Jan. 7, 1988, he is the son of Jeff and Sue Bemberg. His father played at Central and was a teammate of Arkansas head coach Houston Nutt. He is enrolled in the Fulbright College of Arts and Sciences and is majoring in criminal justice and sociology. He was named to the Lon Farrell Academic Honor Roll for the 2006-07 academic year.

CHRIS BEREZANSKY

OUTLOOK: He will compete for playing time along the defensive front and could possibly earn a position as a member of the special teams. He had one tackle, a solo stop, in Arkansas' spring scrimmage on April 7.

2006: He did not earn any playing time.

2005: He redshirted his first season with the Razorbacks.

HIGH SCHOOL: An offensive guard and linebacker in high school, he helped his team go 9-2 and finish third in the state his senior season. In track, he was his team's MVP four times. He earned first-team all-county and all-conference honors indoors and outdoors as a junior and senior, and was third-team all-state both indoors and outdoors as a senior. He holds the school record in the shot put, and in individual and relay events both indoors and outdoors. He finished 19th in the nation in the indoor pentathlon in 2005.

PERSONAL: Born April 23, 1987, he is the son of Richard and Donna Berezansky. He has a brother, Nicholas, who played soccer at Delaware Valley College. He is originally from Rogers, Ark. He is enrolled in the Sam M. Walton College of Business and is majoring in organizational leadership management.

EVAN BETTIS

OUTLOOK: Bettis will compete for playing time in the secondary rotation and could earn a spot on special teams.

2006: He redshirted last year while working with the scout team.

HIGH SCHOOL: A quarterback and free safety in high school, he earned Class 3A all-state and all-conference honors for head coach Pip Runyan after running for 1,000 yards and passing for 2,000 out of a spread offense. As a senior, he helped Episcopal go 12-1 and reach the state semifinals after a 3-7 finish his junior year. Bettis also earned all-conference honors in baseball.

PERSONAL: Born March 17, 1988, he is the son of Victor and Wendy Bettis. In high school, he was the treasurer of the student body. He also plays the guitar. He is enrolled in the Fulbright College of Arts and Sciences. He was named to the Lon Farrell Academic Honor Roll for the 2006-07 academic year.

FRED BLEDSOE

OUTLOOK: His Razorback career has had its share of ups and downs including a switch from defense to offense and back again. He is extremely talented and has shown tremendous potential, but his struggles to demonstrate consistency have limited his time on the field. With starting right tackle Marcus Harrison still rehabilitating from an ACL injury, he is slated to step into the starting role early in the year. UA coaches are hopeful that this is the season that the talented defensive lineman puts it all together. He is listed behind Harrison on the pre-season depth chart, but with the availability of Harrison in question he may very well open the season as the starter at right tackle.

2006: He appeared in only one game in his junior campaign. He logged time at defensive tackle in the Razorbacks' non-conference win over Louisiana-Monroe. He didn't earn a tackle against the Warhawks.

2005: He spent time on both the defensive and offensive lines playing in seven games for the Hogs in 2005. He was a reserve defensive tackle in the Razorbacks' first six games, playing in five contests and recording six tackles. Prior to the Georgia game, he was moved to offensive tackle to shore up the Hogs' offensive line that had been devastated by injury. After the move, he played in two games (Georgia and Mississippi State) on offense and on special teams. – He opened the season with a season-high five tackles against Missouri State, including two solo stops. He recorded one assisted tackle in the SEC opener against Vanderbilt. He did not record a tackle against USC. Bledsoe did not play against Alabama. He played

2007 PLAYERS



RAZORBACK FOOTBALL



against Louisiana-Monroe and Auburn but did not make a tackle. He saw a limited number of snaps in the Georgia game as a lineman on special teams. He saw his first action at offensive tackle against Mississippi State with five snaps.

2004: He appeared in all 11 games as a true freshman with most of the time spent as a reserve behind Arrion Dixon at defensive tackle. He was also a blocker on the PAT/field goal unit. He made 10 tackles (three solo, seven assisted) on the season. He earned at least one tackle in six of 11 games. He also garnered one sack (-5) and two tackles for loss (-6). – He made his collegiate debut against New Mexico State. He earned an assisted tackle in the win over the Aggies. He tallied his first collegiate solo tackle against No. 7 Texas. He earned three assisted tackles in the Hogs' 49-20 win over Louisiana-Monroe. He logged snaps, but failed to make a tackle for the first time on the season in the Razorbacks' 27-10 win over Alabama. He saw extended action on the defensive front against Florida, but did not earn a tackle. He did not earn a tackle in action against No. 4 Auburn. He played on special teams against No. 6 Georgia. He played as a defensive reserve and on the PAT/field goal unit against South Carolina. He did not make a tackle against the Gamecocks. He tallied his first full career tackle for loss (-1) in the Razorbacks' 35-3 win over Ole Miss. He tallied two assisted stops in the Razorbacks' 24-21 win over Mississippi State. He earned two tackles and his first career sack (-5) in the Hogs' season finale against No. 12 LSU.

HIGH SCHOOL CAREER: He racked up 91 tackles, including nine tackles for loss, for Coach Bernie Cox in his senior season. He tallied three sacks and three interceptions as a defensive end. He returned an interception for a touchdown to help lead the Tigers to an undefeated season and the 5A state championship. He earned all-state honors and was named to The Associated Press' Super Team and the Arkansas Democrat-Gazette All-Arkansas Team. He also lettered twice in basketball and once in track and field during his high school career. The SuperPrep All-America selection ranked as the No. 2 prospect in Arkansas according to the same publication. The Morning News listed him as the No. 1 prospect in the state. He was a high school teammate of fellow Razorback Freddie Fairchild. He ranked as the No. 24 defensive tackle and the No. 58 defensive lineman overall by Insiders.com. Rivals.com rated him as the No. 21 defensive tackle in the country and the No. 10 prospect in Arkansas. He was also recruited by Tennessee and Oklahoma State.

PERSONAL: Born April 7, 1986, he is the son of Fred and Dorothy Bledsoe. He is a cousin of former Razorback tailback Cory Nichols (1995-97). He is enrolled in the Fulbright College of Arts and Sciences and is majoring in sociology. He was named a Hard Working Hog for the 2005-06 academic year.

Fred Bledsoe's Career Statistics

TACKLES	G/GS	UA-A	Total	TFL-Yds	Sacks-Yds	PD	FF-FR	Int-Yds
2004	11/0	3-7	10	2.5-6	1.0-5	0	0-0	0-0
2005	7/0	2-4	6	0.0-0	0.0-0	0	0-0	0-0
2006	1/0	0-0	0	0.0-0	0.0-0	0	0-0	0-0
TOTALS	19/0	5-11	16	2.5-6	1.0-5	0	0-0	0-0

49

SLB, 6-0, 205, JR-2L
Fayetteville, Ark.
(Fayetteville)

MARK BONNER

OUTLOOK: Bonner has been the consummate special teams contributor for the Razorbacks in the past two seasons. He consistently ranked among the leaders in tackles on Arkansas' special teams units and has earned more playing time in a reserve role at linebacker as well. He will once again be a mainstay on special teams and see spot duty at sam linebacker. He is listed behind Freddie Fairchild and Chip Gregory on the pre-season depth chart at that position.

2006: He was one of Arkansas' main contributors on special teams during his sophomore campaign appearing on several of the Razorbacks' specialty units. He played in 11 of the Hogs' 14 games missing only a three-game stretch against Vanderbilt, Alabama and Auburn after suffering a sternum fracture. He racked up seven tackles on the season, including six on special teams. He tallied at least one tackle in six of his 11 contests. – He earned one assisted tackle in the Hogs' season opener against USC. He tallied his second tackle (assist) of the season against Utah State. He returned to the gridiron after a three-game hiatus to garner two assisted stops against Southeast Missouri State. Bonner picked up an assist in the Razorbacks' non-conference win over Louisiana-Monroe. He earned his sixth assisted tackle of the season in Arkansas' win over No. 13 Tennessee. He tallied his only

solo tackle of the season in the SEC Championship Game against No. 4 and eventual national champion Florida.

2005: He played in seven games as a true freshman as a member of the UA special teams. He finished the season with four total tackles, including two solo and two assisted stops. Three of his four tackles came as a part of the Razorback special teams. – He saw his first collegiate action against Louisiana-Monroe on Oct. 8. He earned one assisted stop against the Indians. He played, but did not earn a tackle in conference games against Auburn, Georgia and South Carolina. He garnered an assisted tackle in the Razorbacks' win over Ole Miss. He tallied the first two solo tackles of his career in the Hogs' 44-10 win over Mississippi State. He logged time in the season finale against LSU, but was not credited with a tackle.

HIGH SCHOOL CAREER: He lettered three years as a tight end and a fullback as well as an outside linebacker for Coach Daryl Patton at Fayetteville High School. He was a team captain and was named all-state in 2004 and all-conference in 2003. The Arkansas Democrat-Gazette named him to its All-Arkansas Junior Team in 2003. The Northwest Arkansas Times named him to the all-area team in 2004. He was also a member of the Arkansas Chapter of National Football College Hall of Fame Foundation Academic Team and was named to the Arkansas Democrat-Gazette All-Arkansas Academic Team in 2004. KFSM-TV named him to its Super Team in 2003 and its Iron Man Team in 2004. He also earned two letters in baseball at FHS.

PERSONAL: Born April 24, 1987, he is the son of Mark and Karen Bonner. His father played football at Little Rock Parkview and at UA as a defensive end during the 1979 season. The eldest Bonner now serves as a team doctor for the Razorback football team. He is enrolled in the College of Education and Health Professions and is majoring in kinesiology with an emphasis on teaching. Bonner was named to the Lon Farrell Academic Honor Roll in Fall 2005 and Spring 2007.

Mark Bonner's Career Statistics

TACKLES	G/GS	UA-A	Total	TFL-Yds	Sacks-Yds	PD	FF-FR	Int-Yds
2005	7/0	2-2	4	0.0-0	0.0-0	0	0-0	0-0
2006	11/0	1-6	7	0.0-0	0.0-0	0	0-0	0-0
TOTALS	18/0	3-8	11	0.0-0	0.0-0	0	0-0	0-0

26

CB, 5-9, 187, FR-RS
Shreveport, La.
(Evangel Christian Academy)

RAMON BROADWAY

OUTLOOK: After getting his feet wet on the practice field during his redshirt season, he is ready to dive into game action at cornerback this fall. He was one of the defense's pleasant surprises last spring and worked himself into competition for a spot in the Razorbacks' nickel and dime packages. He earned four tackles in two spring scrimmages. Broadway will enter the fall behind Matteredal Richardson and Shedrick Johnson at right cornerback, but he could find himself moving up the two-deep with a good pre-season camp. He will also be auditioned for a role on special teams.

2006: He worked with the Razorback scout-team defense during his redshirt campaign.

HIGH SCHOOL CAREER: He was named to the first-team Louisiana Sports Writers Association all-state team for Coach Dennis Dunn after helping the Eagles win the 1A state championship only a year removed from the school winning a state title at the 5A level. The school was forced to 1A because of state regulations regarding enrollment. The cornerback was a four-year starter at Evangel and earned first-team all-state 1A honors from the Baton Rouge Advocate. The same outlet also recognized him as an Advocate Super Dozen honorable mention selection. He was named to the Shreveport Times All-Area team and the Monroe News-Star All-Louisiana team. He was also recognized as one of the state's top prospects by The Times-Picayune in New Orleans. In one game in his senior season, he returned a kickoff 75 yards for a touchdown and an interception for 64 yards and a score. He also scored a two-yard touchdown on the ground in the same game. He totaled seven kick returns for touchdowns as a senior. Against the No. 1 team in the state, he returned the opening kickoff 98 yards for a touchdown. He was part of a state championship squad that finished 11-3 as a junior. He made five catches for 18 yards. He also returned three kickoffs for 70 yards and had 28 tackles, including three tackles for loss (-23), and an interception. He played with fellow Razorbacks Ben Cleveland and London Crawford in the Max Emfinger All-Star Game in Shreveport, La., following his senior season. He was ranked as the No. 48 overall prospect out of Louisiana by Dandy Don's Top Prospects. He earned a 36-inch

RETURNING RAZORBACKS | PLAYERS

2007





UNIVERSITY OF ARKANSAS

vertical jump as a prepster. He was also recruited by a number of schools including Michigan, Northwestern, Southern Miss, Louisiana Tech and Louisiana-Monroe.

PERSONAL: Born Dec. 20, 1987, he is the son of William and Odessa Jackson. He is enrolled in the Fulbright College of Arts and Sciences.



SE, 5-9, 172, FR-RS
Houston, Texas
(Booker T. Washington HS)



NIGEL CHANDLER

OUTLOOK: In his first fall with the Razorbacks, Chandler will compete for playing time at split end. He may also have an opportunity to compete for snaps on special teams.

2006: He joined the Razorbacks in time for 2007 spring practice. He worked with the scout-team offense during spring drills.

HIGH SCHOOL: An all-district receiver as a junior and senior at Booker T. Washington, he also played cornerback and was a team captain. He had 475 receiving yards and four touchdowns as a senior, including a huge game with 185 yards against rival Jack Yates High. Chandler also averaged 20 yards on punt returns and returned a kickoff for a touchdown. He also lettered in track and baseball, and was named all-city in track as a member of the 400-meter relay team. He was named the Fiesta Student-Athlete of the Week and was the winner of the first Booker-Bryant Scholarship.

PERSONAL: Born July 14, 1988, he is the son of Otis and Siree Chandler. His father earned All-America honors at Central Arkansas. Chandler was named a Texas Scholar and graduated from the High School for Engineering Professions at Booker T. Washington. He is enrolled in the Sam M. Walton College of Business and is majoring in organizational leadership management. He was named to the Lon Farrell Academic Honor Roll for Spring 2007.

86

TE, 6-4, 250, SO-1L
Springdale, Ark.
(Springdale)



BEN CLEVELAND

OUTLOOK: He made immediate contributions to Arkansas' passing attack as a true freshman hauling in 12 catches for 103 yards and two touchdowns. Cleveland was utilized in both the traditional tight end alignment and in a flex formation similar to what he was accustomed to in the spread offense he played in high school. He earned the most catches by a UA tight end since 2001 and tied the freshman tight end record set by Kirk Botkin in 1990. He leaped and out-wrestled two defenders for a game-winning catch against No. 22 Alabama in double overtime. He will be a key part of the offensive attack again in 2006 lining up at tight end and flanker. His continued improvement in blocking and his versatility will likely land him a role backing Peyton Hillis at the H-back position. He is listed behind Andrew Davie on the pre-season depth chart, but enters the fall as the Razorbacks' top pass-catching tight end.

2006: He played extensively in his true freshman season appearing in all 14 games earning one start (Florida). He was utilized both in the traditional tight end and in flex-tight end formations. He also was a mainstay on UA special teams. He was named to the SEC Coaches Freshman All-SEC team after hauling in 12 receptions for 103 yards and two touchdowns in his rookie season. He ranked fifth on the team in receptions, seventh in receiving yardage and tied for third in touchdown receptions. His 12 catches were the most for a UA tight end since Jason Peters earned 21 receptions in 2003 and the most by a freshman tight end since Kirk Botkin also caught a record 12 passes in 1990. He made at least one catch in seven of 14 games, including multiple receptions in four contests. He caught the winning touchdown pass in double overtime to lead the Razorbacks to a 24-23 win over No. 22 Alabama. The 11-yard touchdown play was selected as the SEC Pass Play of the Year by Lincoln Financial Sports. He tallied three solo tackles on special teams as a freshman. - He opened his Razorback career with two catches for 24 yards against No. 3 USC. He made a solo tackle on spe-

cial teams in the Hogs' win over Utah State. After narrowly missing a score in his collegiate debut, he found the end zone for the first time in the Razorbacks' 21-19 win at Vanderbilt. Cleveland hauled in a 15-yard pass from former high school teammate and UA quarterback Mitch Mustain in the third quarter to provide the winning margin. He also added a solo tackle on special teams against the Commodores. He made two catches for 18 yards and a touchdown in the Hogs' win over No. 22 Alabama. His 11-yard touchdown grab came in double overtime when he snagged a Mustain pass away from two defenders to tie the game. The extra point gave Arkansas the win. He also made a seven-yard catch in the first quarter against the Crimson Tide. He made one unassisted stop on special teams at Auburn, but didn't earn a reception for the second time on the season. He saw snaps at tight end and on special teams, but didn't earn a catch or a tackle in the Razorbacks' 63-7 win over Southeast Missouri State. Cleveland hauled in a career-high three receptions for 15 yards in Arkansas' win over Ole Miss. He caught a pair of six-yard passes from Mustain and a three-yard pass from Casey Dick. He was the second-leading UA receiver in terms of catches against the Rebels. He played extensively, but didn't make a catch against Louisiana-Monroe. For the second-consecutive game, he didn't earn a reception in the Hogs' win over South Carolina. Cleveland saw snaps at tight end and on special teams, but didn't earn a reception against No. 13 Tennessee. Cleveland hauled in two passes for eight yards in Arkansas' 28-14 win over Mississippi State. He caught one pass out of the backfield after lining up at H-back and the other at his normal position. Cleveland played multiple snaps at H-Back with Peyton Hillis out of the game due to injury. Cleveland was the target for several passes against No. 9 LSU, but he didn't earn a reception against the Tigers. He made his first career start in a two-tight end formation and made one catch for 18 yards in the 2006 SEC Championship Game against No. 4 Florida. Cleveland's catch earned the Razorbacks a first down. In the 2007 Capital One Bowl against No. 7 Wisconsin, he caught a pass for five yards.

HIGH SCHOOL CAREER: He was named to the 2005 Arkansas Super Team by The Associated Press at tight end. He was also named to the Arkansas Democrat-Gazette All-Arkansas team as a tight end. He also played linebacker/defensive end for the Bulldogs. As a senior, he caught 23 passes for 338 yards and five touchdowns. On defense, he made 64 tackles as an end, including 39 solo stops. He was teammates with fellow Razorback Andrew Norman at Springdale High School and played under former SHS head coach and former Arkansas offensive coordinator Gus Malzahn. His high school squad went 14-0 and won the state championship in his senior season. His final prep squad was also ranked No. 2 in the nation by one national high school poll. As a junior, he caught 17 passes for 242 yards and three touchdowns. He broke his collarbone midway through his junior season and saw limited action in the playoffs. He played in the Max Emfinger All-Star Game in Shreveport, La., following his senior season. He joined fellow Razorbacks Ramon Broadway and London Crawford in the all-star game. He was ranked as the No. 22 tight end in the nation and the No. 3 prospect in Arkansas by Scout.com. Hawgs Illustrated ranked him as the No. 5 overall prospect in Arkansas. Rivals.com ranked him as the No. 7 prospect in Arkansas and the No. 36 tight end in the nation. HawgSports.com rated him as the No. 5 player in Arkansas. Cleveland was also recruited by Florida, Iowa, Colorado, Colorado State, Michigan State, Virginia and Mississippi State.

PERSONAL: Born May 27, 1987, he is the son of Rick Cleveland and Helen Wilson. His father, Rick, played football at Cowley County [Kan.] Community College, the University of Colorado and briefly in the National Football League with the Denver Broncos. He is enrolled in the Fulbright College of Arts and Sciences. He was named to the Lon Farrell Academic Honor Roll for Spring 2007.

RECEIVING	G/GS	Rec	Yds	TD	Lg	Rec/G	Avg/C	Avg/G
2006	14/1	12	103	2	22	0.9	8.6	7.4
TOTALS	14/1	12	103	2	22	0.9	8.6	7.4

Date	Opponent	Rec.	Yds	TD	Lg
9/2	USC	2	24	0	22
9/9	Utah State	0	0	0	0
9/16	at Vanderbilt	1	15	1	15
9/23	Alabama	2	18	1	11
10/7	at Auburn	0	0	0	0
10/14	SE Mo State	0	0	0	0
10/21	Ole Miss	3	15	0	6
10/28	vs. ULM+	0	0	0	0
11/4	at S. Carolina	0	0	0	0
11/11	Tennessee	0	0	0	0
11/18	at Miss. State	2	8	0	6
11/24	LSU+	0	0	0	0
12/2	Florida%	1	18	0	18
1/1/07	Wisconsin&	1	5	0	5

+Little Rock, Ark.; %2006 SEC Championship Game; &2007 Capital One Bowl

2007 PLAYERS | RETURNING RAZORBACKS



RAZORBACK FOOTBALL



13

FL, 6-1, 190, SO-1L
Camden, Ark.
(Fairview HS)



ROD COLEMAN

OUTLOOK: After working at both wide receiver and at cornerback last spring, he is slated to work full time on the offensive side of the ball this fall. He has a 40-inch vertical jump and can rise above defenders in traffic. He is especially effective on fade routes. He will need to display more consistency and stay healthy to increase his time in the offensive huddle. He is listed among a bevy of options at flanker behind Robert Johnson, London Crawford and Reggie Fish on the pre-season depth chart.

2006: Coleman played in five games for the Razorbacks in his redshirt freshman season. He earned a letter after playing against USC, Vanderbilt, Alabama, Auburn and Louisiana-Monroe. He didn't earn a reception in his time on the field.

2005: He redshirted in his first season in Fayetteville.

HIGH SCHOOL CAREER: He led his team to a 7-4 record as a senior spending time at quarterback and at wide receiver. He was named to The Associated Press Super Team. He was hampered by a sprained ankle in his senior season under Coach Buck James. As a junior he led Fairview High School to an 8-3 record. He rushed for 625 yards and 10 touchdowns. He passed for 675 yards and another 10 scores. He also caught two passes for 98 yards with both going for touchdowns. He accounted for a total of 22 touchdowns in his junior campaign. As a junior on the hardwood, he led his basketball squad to a 20-8 record. He averaged 15 points, five rebounds and two assists per game. He also was a prep track standout. He turned in a time of 48.26 in the 400 meters, a triple jump of 41-6 and a long jump of 21-7. Rivals.com rated him as the No. 8 overall player in Arkansas. He had a bench press max of 205 pounds and a squat lift max of 410 pounds in high school. He also registered a 35-inch vertical leap. He participated in the 2005 Arkansas High School All-Star Basketball Game at Bud Walton Arena in Fayetteville. He played AAU basketball with fellow UA teammate Darren McFadden. He was also recruited by Ole Miss, Vanderbilt, Nebraska, Tulsa and Memphis.

PERSONAL: Born Dec. 15, 1986, he is the son of Frederick and Angela Carroll. His full first name is Jeroderick. He is enrolled in the College of Education and Health Professions and is majoring in kinesiology with an emphasis on teaching.

Rod Coleman's Career Statistics

RECEIVING	G/GS	Rec	Yds	TD	Lg	Rec/G	Avg/C	Avg/G
2006	5/0	0	0	0	0	0.0	0.0	0.0
TOTALS	5/0	0	0	0	0	0.0	0.0	0.0

2

FL, 6-2, 200, SO-1L
Mobile, Ala.
(Davidson HS)



LONDON CRAWFORD

OUTLOOK: Crawford will look to build on a solid freshman season that saw him play in all 14 games. He made the most of his five catches at wide receiver last season earning two receptions of 40 or more yards and two touchdowns. His blazing speed will be used even more extensively in 2006. He improved his stock with an impressive spring and capped it with an acrobatic touchdown catch in the spring game. Crawford is listed as a co-starter at flanker with Robert Johnson heading into pre-season camp.

2006: Crawford was utilized in a variety of ways as a true freshman. He played in all 14 games earning time at split end and on special teams. He hauled in five receptions for 117 yards and two touchdowns. Two of his five receptions netted at least 41 yards (41, 45). His 23.4 yards-per-catch average was tops on the squad. He also was a reserve on the kickoff return unit. He returned two kickoffs for 39 yards, including a 22-yard gain. He also earned a tackle on the season. - Crawford saw action in his first collegiate game against No. 3 USC. He didn't earn a catch against the Trojans. He played against Utah State, but didn't earn statistics. After minimal time in the Razorbacks' first two

games, Crawford was instrumental in the offensive game plan in a conference win at Vanderbilt. He hauled in two passes for 45 yards including a 41-yard gain that ignited a 93-yard scoring drive that ended with a UA touchdown. He netted seven yards on a pair of reverses. He scooted 29 yards on the first reverse only to have a penalty negate all but one of those yards. He also garnered the first kickoff return of his career gaining 17 yards against the Commodores. He saw snaps at wide receiver and on the kickoff return team against Alabama. He was inserted as a kickoff returner alongside Felix Jones against the Crimson Tide, but did not return a kick. He took the field in several wide receiver sets, but did not make a catch in the Hogs' win at No. 2 Auburn. He snared his first career touchdown reception in the Hogs' 63-7 win over Southeast Missouri State. He hauled in the 15-yard Casey Dick pass on the first play of the fourth quarter. He also rushed once for two yards against the Redhawks. For the second-consecutive week, he combined with Dick to record a touchdown on a 45-yard scoring play. His touchdown on a fade route came in the fourth quarter. He also tallied his first career tackle on special teams in the win over the Rebels. He played at wide receiver and on special teams against Louisiana-Monroe. Crawford returned a kickoff for 22 yards in the Razorbacks' win over the Warhawks. He played at wide receiver and on special teams against South Carolina. Crawford logged time in Arkansas' 31-14 win over No. 13 Tennessee. He played, but didn't earn a reception against Mississippi State. He saw time at wide receiver in the Razorbacks' regular season finale against No. 9 LSU. He was the target of Dick's fourth down pass attempt on the Hogs' final drive but the pass fell incomplete. He made a catch on the final play of the 2006 SEC Championship Game against Florida. Crawford gained 12 yards on the play. He saw field time against No. 7 Wisconsin, but didn't make a catch or return a kickoff against the Badgers in the Capital One Bowl.

HIGH SCHOOL CAREER: He finished his senior season with 31 receptions for 837 yards and seven touchdowns in 10 games for Coach Fred Riley. He also returned kickoffs for his prep squad. He was held out of three games in his senior campaign with a hairline fracture in his toe. He made 21 catches for 546 yards and six touchdowns as a junior. He averaged 26.0 yards per reception in his junior season. Scout.com ranked him as the No. 30 wide receiver in the nation and the No. 11 player overall in Alabama. He was tabbed as the No. 24 prospect in Alabama by Rivals.com. He played with fellow Razorbacks Ramon Broadway and Ben Cleveland in the Max Emfinger All-Star Game in Shreveport, La. A track standout, he was the anchorman on his high school's 4x100 relay team. He can bench press 300 pounds and squat 400 pounds. He was also recruited by LSU, Auburn, Alabama, LSU, Louisville, Miami (Fla.) and Southern Miss.

PERSONAL: Born Oct. 19, 1986, he is the son of James McCord and Dana Crawford. He is enrolled in the Fulbright College of Arts and Sciences.

London Crawford's Career Statistics

RECEIVING	G/GS	Rec	Yds	TD	Lg	Rec/G	Avg/C	Avg/G
2006	14/0	5	117	2	45	0.4	23.4	8.4
TOTALS	14/0	5	117	2	45	0.4	23.4	8.4

RUSHING	Att	Yds	TD	Lg	Avg/C	Avg/G
2006	3	9	0	6	3.0	0.6
TOTAL	3	9	0	6	3.0	0.6

58

C, 6-6, 324, SO-SQ
Russellville, Ark.
(Russellville)



JOEY CROSSLAND

OUTLOOK: Crossland has spent a majority of the last two seasons putting on weight and increasing his strength in the weight room. He played only one game last year, but with the exodus of three starters from the offensive line he likely will figure more into the equation this season. He will be afforded the luxury of working behind first-team pre-season All-American and 2006 Rimington Trophy finalist Jonathan Luigs at center. He could also see the field in a reserve role at offensive guard.

2006: Crossland played in only one game, appearing in the Razorbacks' non-conference win over Southeast Missouri State. He logged 16 snaps against the Redhawks earning two knockdown blocks. He graded out at a perfect 100 percent on passing plays in his lone appearance.

2005: He worked on the UA scout team offense and bulked up in the weight room during his redshirt season.

RETURNING RAZORBACKS | PLAYERS 2007





UNIVERSITY OF ARKANSAS

HIGH SCHOOL CAREER: He was the anchor of the Russellville High School offensive line for Coach Jeff Holt. He helped lead the Cyclones to a playoff berth in his senior season. He played exclusively on the defensive line as a junior. He racked up 42 tackles, four tackles for loss, two sacks, two forced fumbles and one fumble recovery in his junior campaign. His team posted an 8-4 record. He was rated as the No. 24 offensive tackle in the nation by Tom Lemming's Prep Football Report. Rivals.com rated him as the No. 13 overall player in Arkansas. He recorded a 345-pound bench press and a 520-pound squat lift in high school. He participated in the 2005 Arkansas High School All-Star Game at Donald W. Reynolds Razorback Stadium. In addition to Arkansas, he was recruited by Iowa, Ole Miss, Kentucky, Nebraska and Tennessee.

PERSONAL: Born July 31, 1987, he is the son of Will Crossland and Marsha Fregia. He is enrolled in the Fulbright College of Arts and Sciences and is majoring in sociology.



OUTLOOK: Arkansas' leading returning tackler from last season, Dacus has been a consistent performer on the Razorback defense for the past three campaigns. He has played all three linebacker spots and gives Arkansas defensive coordinator Reggie Herring plenty of options in fielding a lineup. He enters the season with 130 career tackles, the most of any player on the Razorbacks' roster. He has been named a second-team pre-season All-SEC selection by The Birmingham News and Phipps Football Magazine. He was also named a third-team All-SEC choice and the No. 25 inside linebacker in the nation by Phil Steele's College Football. Dacus is listed atop the pre-season depth chart at mike (middle) linebacker.

2006: Dacus was a regular in the starting lineup for the Razorbacks at linebacker. He played in all 14 games, earning a start in 11 contests. He started 10 games at the mike (middle) linebacker position and one game at the sam linebacker spot. His start at SLB came one game after starter Freddie Fairchild was lost for the season with an ACL injury. He finished third on the team with 95 tackles, including 59 unassisted and 36 assisted stops. He tallied four double-digit tackle games on the season including a career-high 12 stops in conference games against Alabama, Ole Miss and LSU. His 8.0 tackles for loss (-33) ranked fourth on the squad and his 3.5 sacks (-24) ranked third among Razorback defenders. He registered seven quarterback hurries, two forced fumbles and one pass break up on the season. His first career interception came in the SEC Championship Game against Florida when he picked off a Chris Leak pass. He was named Hogwired.com Defensive Player of the Week in back-to-back weeks after double-digit tackle performances against Ole Miss and Louisiana-Monroe. - He came off the bench in the season opener to play at all three linebacker positions and record seven tackles (five solo) against No. 6 USC. He earned his first start of the season against Utah State racking up five solo stops and two assisted tackles in the Hogs' first win of the season. He made his only start at sam linebacker at Vanderbilt. He played 49 snaps and tallied two assisted tackles in replacing the injured starter at that position, Fairchild. He returned to mike linebacker and posted a career-best effort with 12 tackles, one forced fumble and one quarterback hurry in the Razorbacks' double-overtime win over No. 22 Alabama. He tallied six solo and six assisted tackles against the Crimson Tide. Dacus started his second straight game at mike linebacker and played 50 snaps, recording four tackles and his first sack of the season in the Hogs' upset of No. 2 Auburn. He tied Matt Hewitt for the team high with six tackles against Southeast Missouri State. He had five solo stops and a tackle for loss (-1) against the Redhawks. Dacus started at mike and played 55 snaps against Ole Miss, which were the most snaps of any Razorback linebacker. He matched the team high with 12 tackles and also matched his career-high total. His play in the win at Ole Miss garnered him Hogwired.com Defensive Player of the Week honors. Dacus captured the defensive honor for the second-consecutive week with a standout performance against Louisiana-Monroe. He played a team-high 59 snaps against ULM, making a team-high 10 tackles - nine solo - with two TFL (-12) and two sacks (-12). He also forced a fumble and had three quarterback hurries. Dacus continued his strong play at South Carolina with three solo tackles and an assist. He notched six total tackles (four solo) and broke up a pass against Tennessee. Dacus made his presence felt at Mississippi State with six tackles, 2.5 TFL (-5) and a quarterback hurry. He also registered one of the biggest hits of the game when he snuffed out a shovel pass and de-cleaned the Bulldogs' running

back. Dacus notched his fourth double-digit tackle game of the season and his third 12-tackle effort in the regular-season finale against LSU. He had seven solo stops and 0.5 sack (-4) vs. the Tigers. Dacus did not start against Florida in the SEC Championship Game as the Hogs opened in a dime formation, but he did intercept a Chris Leak pass early in the third quarter to spark an Arkansas rally. The interception led to an Arkansas touchdown and closed the Gators' lead to three points early in the second half. He finished the game with three tackles. Dacus concluded his solid season with four tackles, including three solo stops and one tackle for loss (-3), against No. 7 Wisconsin in the Capital One Bowl.

2005: He appeared in all 11 games, including gaining a starting nod at mike linebacker in the season opener against Missouri State. A reserve at linebacker and a regular on special teams, he tallied 26 tackles (14 solo, 12 assisted) in his sophomore campaign. Of his 26 tackles, 17 of them came on special teams. He led the Hogs in special teams' tackles while playing on the kickoff, kickoff return and punt coverage units. He made two or more tackles in six of 11 games and four or more stops in three contests. He earned 1.5 sacks (-5), two quarterback hurries, one forced fumble and one pass deflection. - He racked up five tackles, including three solo stops, in his first collegiate start in the Razorbacks' season opener against Missouri State. He earned the Hogs' only sack of the game for a loss of four yards. He also broke up a pass and netted one quarterback hurry. He saw limited action against Vanderbilt and did not record a tackle. He registered one solo tackle against No. 1 USC. He garnered a career-high seven tackles in a road date against Alabama. Four of his seven tackles against the Crimson Tide were of the solo variety. He was moved to the sam linebacker position prior to the Louisiana-Monroe game. He made a team-high four tackles, including two solo stops and two assists, against the Indians. He led the Razorbacks with four special teams tackles in that game and made one of the biggest plays in the Hogs' win over Louisiana-Monroe. His jarring hit on ULM kickoff returner Mason Denham in the first quarter forced a fumble that was recovered by the Hogs. Arkansas scored on the ensuing offensive play to extend its lead. He earned three tackles (one solo) against Auburn. He made one solo tackle against Georgia before slightly injuring his knee. He played in the South Carolina game, but did not make a tackle. He accounted for one assisted tackle in the Hogs' victory at Ole Miss. He made two solo tackles and 0.5 TFL (-1) in a reserve role against Mississippi State. He netted two assisted tackles in the Hogs' season finale at LSU.

2004: He played in nine of 11 games as a reserve on defense and a regular on UA special teams. He did not appear in the Hogs' season opener against New Mexico State or the Georgia game. He racked up nine tackles in his true freshman campaign. Seven of his nine stops were solo tackles. He ranked tied for fifth on the squad with five tackles on special teams. He earned his first collegiate playing time against No. 7 Texas. He tallied his first two tackles in the Hogs' win over Louisiana-Monroe. He made a season-high three stops in a road loss at No. 4 Auburn. He earned two tackles apiece in back-to-back wins over Ole Miss and Mississippi State.

HIGH SCHOOL CAREER: He earned 3,828 rushing yards and 49 touchdowns on 576 career carries as a fullback for Coach Danny Mallett. He scored 300 points in his high school career. In his senior season, he tallied 1,462 yards and 19 touchdowns on 240 carries. He averaged 6.1 yards per carry. He earned four receptions for 27 yards. He was selected to Fox Sports Net's 2003 "All South" third-team offense. He rushed for 1,183 yards and 15 touchdowns on 168 attempts as a junior. He boasted a 7.0 yards-per-carry average in his junior campaign. He recorded a bench press of 355 pounds and a 485-pound squat lift as a prepster. He was a high school teammate of UA tight end Lance Thompson. The Morning News ranked him the No. 8 prospect in Arkansas. He rated as the nation's No. 18 running back by Max Emfinger. Insiders.com ranked him as the No. 27 running back in the country. SuperPrep had him as the No. 5 prospect in Arkansas. He was listed as one of the nation's "Super Prospects" by College Sports.com. He earned all-conference and all-state honors three times each. He was also recruited by Iowa, Nebraska, LSU and Oklahoma State.

PERSONAL: Born Sept. 19, 1985, he is the son of Dr. Robert Dacus and Romy Morgan. His brother Robert Joseph started at linebacker two years at Randolph Macon College in Chatham, Va., and started in 2003 at Harding University. Weston is enrolled in the Sam. M. Walton College of Business and is majoring in finance and real estate. Dacus was named a Hard Working Hog for the 2005-06 and 2004-05 academic years.

Weston Dacus' Career Statistics								
TACKLES	G/GS	UA-A	Total	TFL-Yds	Sacks-Yds	PD	FF-FR	Int-Yds
2004	9/0	7-2	9	0-0	0-0	0	0-0	0-0
2005	11/1	14-12	26	1.5-5	1.5-5	1	1-0	0-0
2006	14/11	59-36	95	8.0-33	3.5-24	2	2-0	1-0
TOTAL	34/12	80-50	130	9.5-38	5.0-29	3	3-0	1-0

2007 PLAYERS RETURNING RAZORBACKS



RAZORBACK FOOTBALL



Career Game-by-Game

2004							
Date	Opponent	UA-A	Total	TFL-Yds	Sacks-Yds	PD	Int-Yds
9/4	New Mexico St.	DNP					
9/11	Texas	0-0	0	0-0	0-0	0	0-0
9/18	vs. ULM+	1-1	2	0-0	0-0	0	0-0
9/25	Alabama	0-0	0	0-0	0-0	0	0-0
10/2	at Florida	0-0	0	0-0	0-0	0	0-0
10/16	at Auburn	2-1	3	0-0	0-0	0	0-0
10/23	Georgia	DNP					
11/6	at South Carolina	0-0	0	0-0	0-0	0	0-0
11/13	Ole Miss	2-0	2	0-0	0-0	0	0-0
11/20	at Miss. State	2-0	2	0-0	0-0	0	0-0
11/26	LSU+	0-0	0	0-0	0-0	0	0-0

2005							
Date	Opponent	UA-A	Total	TFL-Yds	Sacks-Yds	PD	Int-Yds
9/3	Missouri State	3-2	5	1.0-4	1.0-4	1	0-0
9/10	Vanderbilt	0-0	0	0-0	0-0	0	0-0
9/17	at USC	1-0	1	0-0	0-0	0	0-0
9/24	at Alabama	4-3	7	0-0	0-0	0	0-0
10/8	ULM+	2-2	4	0-0	0-0	0	0-0
10/15	Auburn	1-2	3	0-0	0-0	0	0-0
10/22	at Georgia	1-0	1	0-0	0-0	0	0-0
11/5	South Carolina	0-0	0	0-0	0-0	0	0-0
11/12	at Ole Miss	0-1	1	0-0	0-0	0	0-0
11/19	Miss. State+	2-0	2	0.5-1	0.5-1	0	0-0
11/25	at LSU	0-2	2	0-0	0-0	0	0-0

2006							
Date	Opponent	UA-A	Total	TFL-Yds	Sacks-Yds	PD	Int-Yds
9/2	USC	5-2	7	0-0	0-0	0	0-0
9/9	Utah State	5-2	7	0-0	0-0	0	0-0
9/16	at Vanderbilt	0-2	2	0-0	0-0	0	0-0
9/23	Alabama	6-6	12	0-0	0-0	0	0-0
10/7	at Auburn	3-1	4	1.0-8	1.0-8	0	0-0
10/14	SE Mo State	5-1	6	1.0-1	0-0	0	0-0
10/21	Ole Miss	4-8	12	0-0	0-0	0	0-0
10/28	vs. ULM+	9-1	10	2.0-12	2.0-12	0	0-0
11/4	at S. Carolina	3-1	4	0-0	0-0	0	0-0
11/11	Tennessee	4-2	6	0-0	0-0	1	0-0
11/18	at Miss. State	4-2	6	2.5-5	0-0	0	0-0
11/24	LSU+	7-5	12	0.5-4	0.5-4	0	0-0
12/2	Florida%	1-2	3	0-0	0-0	1	1-0
1/1/07	Wisconsin&	3-1	4	1.0-3	0-0	0	0-0

+Little Rock, Ark.; %2006 SEC Championship Game; &2007 Capital One Bowl

in a non-conference win over Louisiana-Monroe. He made some key blocks as part of the UA offensive front in the Hogs' win over South Carolina. He helped pave the way for Darren McFadden's 219 yards rushing against the Gamecocks. He played at tight end and on special teams in the Razorbacks' win over No. 13 Tennessee. He played on special teams and helped block for McFadden's 92-yard kickoff return for a touchdown in a win over Mississippi State. He logged time at tight end against No. 9 LSU helping the Hogs rack up a pair of 100-yard rushers (McFadden - 182, Felix Jones - 137). Davie played as a reserve tight end against No. 4 Florida in the SEC Championship Game and against No. 7 Wisconsin in the 2007 Capital One Bowl.

2005: He spent his first season on campus working with the UA scout team offense in what counted as his redshirt campaign.

MINOR LEAGUE BASEBALL CAREER: He was selected by the St. Louis Cardinals in the 32nd round of the 2001 Major League Baseball Amateur Draft. He played in the Cardinals' minor league system for four years. He played rookie ball for Johnson City in the Appalachian League from 2001-03. He had two home runs and 22 RBI in 2001, six home runs and 23 RBI in 2002, and eight home runs and 24 RBI in 2003. He played for the Frontier League's Evansville Otters and the New York-Penn League's New Jersey franchise in 2004. He homered three times and drove in 26 runs for the Otters before homering once and driving in two in 10 games with New Jersey. He hit a total of 20 home runs and collected 97 RBI in his minor league career.

HIGH SCHOOL CAREER: He earned three letters under Coach Danny Sullivan at Central Arkansas Christian High School. He was a team captain. He played tight end and fullback on offense and defensive end and linebacker on defense. He was a three-time all-conference honoree, was named to the all-metro team in 2001 and was a three-time team MVP. He also lettered in basketball and baseball. He was a two-time all-conference honoree in basketball and a two-time all-tournament selection, a three-time all-conference selection and a two-time all-state honoree for baseball.

PERSONAL: Born Jan. 5, 1983, he is the son of John and Vicki Davie. His father played football at Henderson State from 1973-77. He is married and his wife, Britnee, was a three-sport all-state selection in track, volleyball and basketball at Pulaski Academy in Little Rock. Davie is enrolled in the Sam M. Walton College of Business and is majoring in business. He was named a Hard Working Hog for the 2005-06 academic year.

Andrew Davie's Career Statistics

RECEIVING	G/GS	Rec	Yds	TD	Lg	Rec/G	Avg/C	Avg/G
2006	14/2	2	13	0	7	0.1	6.5	0.9
TOTALS	14/2	2	13	0	7	0.1	6.5	0.9

82 TE, 6-5, 265, SO-1L
Little Rock, Ark.
(Central Ark. Christian HS)

ANDREW DAVIE

OUTLOOK: The former minor league baseball player appears to be hitting his stride on the gridiron. His maturity along with his increased strength and improved blocking make him a solid candidate to replace the departed Wes Murphy at tight end. He has excellent hands and is strong enough to emerge from traffic with the football. He made two catches for 17 yards in two major spring scrimmages including a 15-yard reception in the spring game. His size and strength will also add an effective blocker to the already potent Arkansas rushing attack. He enters fall camp as the Razorbacks' No. 1 tight end.

2006: Davie appeared in all 14 of Arkansas' games as a tight end and as a regular on the kickoff return and PAT/field goal units. He earned one start at tight end against Vanderbilt. He made two catches for 13 yards on the season. Both of his catches came in the Razorbacks' non-conference win over Southeast Missouri State. - He logged time on special teams and at tight end against USC and Utah State. At Vanderbilt, Davie started for Wes Murphy, who was attending his grandfather's funeral. He earned his first career catch on a seven-yard reception in the third quarter of the Hogs' 63-7 win over Southeast Missouri State. In the fourth quarter, he snared a ball for a six-yard gain. He played at tight end and on special teams in the Hogs' win over Ole Miss. He had a seven-yard reception wiped out by an illegal motion penalty on the Razorbacks

53 DE, 6-4, 235, SO-1L
Rosenberg, Texas
(Terry HS)

ADRIAN DAVIS

OUTLOOK: Davis was a solid contributor at linebacker and on special teams last season. In fact, he tied for second on the squad with eight special teams tackles. However, last spring he was on the move after one week of practice moving from linebacker to defensive end. He will need to continue to add weight to his frame to grow into his new position. He showed flashes of potential in the spring racking up four solo tackles including three tackles for loss (-10) in a spring scrimmage. Davie opens the pre-season as the top reserve at left defensive end behind Malcolm Sheppard.

2006: He made an impact for the Razorbacks in his freshman season appearing in 13 of 14 games at linebacker and on special teams. He logged time in every game except the season opener against No. 6 USC. He played primarily behind Matt Hewitt at sam linebacker, but saw time at a variety of linebacker positions. He garnered 19 tackles in his rookie season, including 12 solo and seven assisted stops. He also registered 0.5 tackle for loss (-1). He was one of the Razorbacks' most active and effective tacklers on special teams. He earned eight of his 12 tackles on special teams, ranking second on the squad. - The true freshman played 30 snaps after Freddie Fairchild was lost with an ACL tear early in the Utah State game. He made five tackles, including three solo stops and recorded a half tackle for loss (-1) against Utah State in his collegiate debut. He played three snaps at Vanderbilt to spell Weston Dacus at sam. Davie played nine snaps behind Hewitt against Alabama and made three tackles. Two of his three tackles against the Crimson Tide came on special teams. Davie played seven snaps on defense at Auburn and on special teams, but did not record a tackle. Davie recorded three tackles - two solo - in the Hogs' 63-7 win over Southeast Missouri State. Two of his tack-

RETURNING RAZORBACKS | PLAYERS

2007



UNIVERSITY OF ARKANSAS

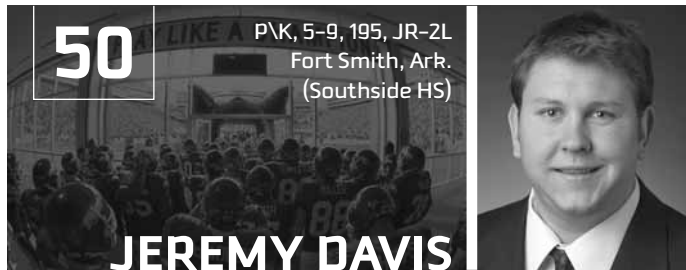
les came on special teams against the Redhawks. Davis played 11 snaps in the Hogs' home win over Ole Miss and assisted on a tackle. He played solely on special teams against Louisiana-Monroe and made two tackles. Davis played but did not record any statistics vs. South Carolina. He made one special teams tackle against No. 13 Tennessee. Davis played but did not record any statistics at Mississippi State or against LSU in Little Rock. He registered one special teams tackle in the SEC Championship game. He also tallied a solo stop against Wisconsin in the Capital One Bowl.

HIGH SCHOOL CAREER: He earned all-state honors as a safety after leading his team with 132 tackles and seven interceptions as a senior for Coach Tim Teykl. He tallied three interceptions in a game against Santa Fe. He missed his entire junior season with a knee injury. He was a starter at defensive back as a sophomore. He was also recruited by Utah, SMU, Texas A&M, Oklahoma State, Sam Houston State and Texas State.

PERSONAL: Born Feb. 1, 1988, he is the son of Albert and Bridgett Davis. His cousin Michael Lewis is the starting strong safety for the San Francisco 49ers. He played the past five seasons with the Philadelphia Eagles and was teammates with former Razorback All-American offensive tackle Shawn Andrews. Davis is enrolled in the Fulbright College of Arts and Sciences and is majoring in journalism with an emphasis on advertising and public relations.

Adrian Davis' Career Statistics

TACKLES	G/GS	UA-A	Total	TFL-Yds	Sacks-Yds	PD	FF-FR	Int-Yds
2006	13/0	12-7	19	0.5-1	0.0-0	0	0-0	0-0
TOTALS	13/0	12-7	19	0.5-1	0.0-0	0	0-0	0-0



OUTLOOK: He has taken the field for the Razorbacks as both a punter and a place-kicker in his tenure in Fayetteville. He may be called upon to use both skills this season. His first collegiate action came in 2004 taking over punting duties for the second half of the season for Jacob Skinner. After sitting out the 2005 season, he returned to the lineup to handle the place-kicking duties in 2006. He started off strongly, but struggled down the stretch ending the season converting just six field goals on 13 attempts. He will battle incoming freshman Alex Tejeda for placement duties this season. He is also listed as the Razorbacks' top candidate to replace Skinner as the Arkansas punter.

2006: He appeared in 12 of the Razorbacks' 14 games, sitting out the first two games of the season (USC and Utah State) while teammate Stephen Arnold handled placement kick duties. He earned the starting place-kicking job in pre-game warm-ups prior to the Vanderbilt game. He started out 3-for-3 in the field goal department, but struggled down the stretch nailing only three of his next nine field goal attempts. He was 6-of-13 on field goal attempts for the season including a career-long field goal conversion from 44 yards. Five of his seven field goal misses came from 40 yards or beyond. He also handled extra points for the Razorbacks in the final 12 games hitting 46-of-48 attempts. He ranked third on the team with 64 points. He earned Hogwired.com Special Teams Player of the Week honors twice on the season (Auburn and Southeast Missouri State). - He took over place-kicking duties for Arnold after the two competed the week prior to the Vanderbilt game and in pre-game warm-ups. He earned his first collegiate experience at place-kicker against the Commodores. The playing time was the first for Davis since punting against LSU in the 2004 season finale against LSU (Nov. 26), a span of 659 days between game action. He nailed three extra point attempts against the Commodores. He appeared to have hit his first collegiate field goal attempt from 44 yards against Vanderbilt, however, Arkansas was called for an illegal formation. Following the penalty, Arkansas elected to go for it on fourth down rather than attempt another placement kick. He made his first career field goal (24 yards) and made 1-of-2 PAT attempts in the Hogs' win over Alabama. He missed a PAT in the third quarter, but later redeemed himself by kicking an extra point in the second overtime to clinch the 24-23 victory. Davis earned Hogwired.com special teams' honors for his nine-point performance in Arkansas' upset of No. 2 Auburn. He converted a then career-long 34-yard long field goal in the first quarter to open the scoring and closed the scoring with a 22-yard field goal in the fourth quarter. In between the two field goal attempts, he converted three extra points. Davis became the fourth kicker in school history to convert nine PAT in a game when he split the uprights for nine points in Arkansas' 63-7 win over Southeast Missouri State. He matched Chris Balseiro (2004), Kendall Trainor

(1988) and Elvin Geiser (1933). He didn't attempt a field goal against the Redhawks. He scored eight points in Arkansas' 38-3 win over Ole Miss. He was perfect on five extra points and made 1-of-2 field goals against the Rebels. His first miss of the season came on a 54-yard attempt at the end of the half. He later connected on a career-long 44-yard field goal in the fourth quarter. The 44-yard field goal was the longest by a Razorback since David Carlton hit a 47-yard field goal at Tennessee in 2002. He was perfect on six extra points in Arkansas' 44-10 win over Louisiana-Monroe. Davis missed a 48-yard field goal in his only field goal attempt of the game. He made 1-of-2 field goal attempts and scored a total of six points in the Razorbacks' 26-20 win over South Carolina. He converted on a 19-yard field goal attempt in the third quarter, but missed on a 41-yard attempt in the fourth quarter. He was perfect on three extra point attempts against the Gamecocks. Davis connected on a 28-yard field goal and four extra points in Arkansas' 31-14 win over Tennessee. His 28-yard field goal came in the fourth quarter and provided the final Razorback scoring in the win. He missed a 46-yard attempt and had a 24-yard field goal attempt blocked in the Hogs' 28-14 win over Mississippi State. He did connect on four PAT in the victory. Davis didn't attempt a field goal, but made two of three PAT kicks against No. 9 LSU. He missed his first PAT attempt of the game, but made his final two extra point attempts. Davis missed a 40-yard field goal attempt, but connected on four extra points against Florida in the SEC Championship Game. He missed on his fourth-consecutive field goal attempt when he pushed a 30-yard attempt wide of the uprights on the Hogs' opening drive against No. 7 Wisconsin in the Capital One Bowl. He was perfect on two extra point attempts against the Badgers.

2005: He traveled as a backup to punter Jacob Skinner, but did not see game action. The season served as his redshirt season.

2004: After backing Jacob Skinner for the first five games, he earned an opportunity to punt at No. 4 Auburn. He handled punting duties for the second half against the Tigers and the final five games of the season. He punted a total of 25 times for 979 yards for a 39.2 yards-per-punt average. He landed six punts inside the opponents' 20-yard line and forced eight fair catches. He also registered two 50+ yard punts. For his efforts he was named to the SEC Coaches' All-Freshman squad. - He punted three times for 136 yards (45.3 avg.) against the Tigers. He recorded punts of 38, 43 and 55 yards in his collegiate debut. His 55-yard punt was his first career kick inside the opponents' 20-yard line. He punted eight times for 290 yards (36.2 avg.), including forcing four fair catches, against No. 6 Georgia. He placed three punts inside the 20-yard line and launched a long punt of 53 yards. He tallied an average of 43.0 yards per kick on three punts (129 yards) against South Carolina. He forced one fair catch by the Gamecocks. His long punt against USC was 44 yards. He punted five times for 193 yards (38.6 avg.) in the Hogs' 35-3 win over Ole Miss. He launched a long of 44 yards. He landed one punt inside the 20 and forced one fair catch against the Rebels. He punted only twice for 83 yards in the Razorbacks' 24-21 win over Mississippi State. He earned an average of 41.5 yards per kick against the Bulldogs, including a long punt of 49 yards. He punted four times for 148 yards (37.0 avg.) against No. 12 LSU. He landed one punt inside the 20 and forced one fair catch against the Tigers. An LSU return man fumbled his punt in the second quarter and UA teammate Pierre Brown recovered to set up an Arkansas touchdown.

HIGH SCHOOL CAREER: He was a three-year letterman at Fort Smith Southside High School as a placekicker and a punter. He was named to the all-state and all-conference teams his senior year and averaged 45.8 yards per punt. He made a career long 51-yard field goal in high school. He was elected co-captain of his team as a senior and also received all-state honors as a golfer.

PERSONAL: Born Aug. 20, 1985, he is the son of Donny and Kim Davis. His father, Donny, played golf for the University of Arkansas. He is enrolled in the College of Education and Health Professions and is majoring in kinesiology with an emphasis on teaching. He was a member of the 2006-07 SEC Academic Honor Roll. Davis was also named to the Lon Farrell Academic Honor Roll for the 2005-06 and 2006-07 academic years, and was named a Hard Working Hog for the 2005-06 academic year.

Jeremy Davis' Career Statistics

KICKING	Field Goals				PAT		
	G/GS	Att-Made	Lg	Pct	Att-Made	Pct	Pts.
2004	6/0	0-0	0	.000	0-0	.000	0
2006	12/0	13-6	44	.462	46-48	.958	64
TOTAL	18/0	13-6	44	.462	46-48	.958	64

PUNTING	No.	Yds	Lg	Avg.	Blk	
					I20	Blk
2004	25	979	55	39.2	6	0
2006	0	0	0	0.0	0	0
TOTAL	25	979	55	39.2	6	0

2007 PLAYERS RETURNING RAZORBACKS



RAZORBACK FOOTBALL



47 MLB, 6-1, 220, SO-1L
Sweeny, Texas
(Sweeny)

WENDEL DAVIS

OUTLOOK: Davis made immediate contributions to the Razorback defense as a true freshman linebacker. He earned the most playing time of the rookie linebackers and finished second on the squad with eight special teams tackles. He was recognized for his season performance with a spot on the SEC Coaches Freshman All-SEC team. He is a physical presence and excels in making plays between the tackles. He begins the fall campaign as the top reserve behind Weston Dacus at mike linebacker. However, with Dacus' versatility and his own continued improvement, Davis could break the starting lineup at middle linebacker sooner than later.

2006: Davis played extensively as a true freshman backing up Weston Dacus at mike linebacker and manning a spot on the UA special teams. He appeared in all 14 games for the Razorbacks in his rookie season and earned a spot on the SEC Coaches Freshman All-SEC squad. He led all UA freshmen with 20 tackles, including 10 solo stops. He earned at least one tackle in 11 games and posted multiple-tackle outings in five contests. He registered two tackles for loss (-7), two quarterback hurries and one pass deflection on the season. Eight of his 20 tackles came on special teams, a total that ranked tied for second on the squad. - Davis played only four snaps on defense in his collegiate debut against Southern California, but still managed to register a solo tackle. He also started on the kickoff cover team and recorded a solo tackle. He followed that up with a solo stop and two assists in 10 plays against Utah State. His only action at Vanderbilt was on special teams where he recorded one solo tackle. Davis made two tackles - one assisted - in the Hogs' 24-23 double-overtime win against No. 22 Alabama. He played just six snaps at Auburn, but recorded a tackle for loss (-2), made a solo stop and three assisted tackles on special teams for a career-high four tackles. Davis made three total tackles, including one on special teams, vs. Southeast Missouri State. He also recorded his second TFL (-5) of the season while breaking up a pass and recording a quarterback hurry. Davis earned the most-extensive playing time of his young career against Ole Miss when starting linebacker Sam Olajubutu was injured. He saw action on 40 plays, making a solo tackle and registering a quarterback hurry. Davis played just four snaps on defense, making one assisted tackle against Louisiana-Monroe. Davis made one special teams tackle at South Carolina. He saw limited action on the defensive side of the ball against Tennessee and made one solo tackle on special teams. Davis notched another special teams tackle at Mississippi State. He played but did not record any statistics vs. LSU or against Florida in the SEC Championship Game. He also logged time against Wisconsin in the Capital One Bowl, but didn't make a tackle.

HIGH SCHOOL CAREER: He prepped for Coach Tommy Zajicek at Sweeny and helped lead his squad to the playoffs for the first time in five years. He earned all-state, all-district and all-county honors for the Bulldogs in his junior season. Rivals.com ranked him as the No. 43 linebacker in the nation and the No. 34 linebacker in Texas. The same outlet ranked him as the No. 74 overall prospect in Texas. He was ranked as the No. 90 linebacker in the nation and the No. 83 overall prospect in Texas by Scout.com. The Dallas Morning News ranked him as the No. 87 prospect in the state. He selected Arkansas over Arizona, Houston, Oklahoma State, SMU, UTEP and Tulsa.

PERSONAL: Born Aug. 16, 1988, he is the son of Felicia Mayberry. He is a close friend of Sweeny native and current Razorback defensive back Shedrick Johnson. Davis is enrolled in Fulbright College of Arts and Sciences and is majoring in sociology.

Wendel Davis' Career Statistics								
TACKLES	G/GS	UA-A	Total	TFL-Yds	Sacks-Yds	PD	FF-FR	Int-Yds
2006	14/0	10-10	20	2.0-7	0.0-0	1	0-0	0-0
TOTALS	14/0	10-10	20	2.0-7	0.0-0	1	0-0	0-0

11 QB, 6-2, 216, JR-2L
Allen, Texas
(Allen)

CASEY DICK

OUTLOOK: For the first time since arriving in Fayetteville, Dick enters the season as the Razorbacks' clear-cut choice at quarterback. He started the final four games of his freshman season in 2005 seemingly setting the stage for the future. However, he injured his back near the end of 2006 spring practice and missed the off-season and much of the pre-season camp entering last season. By the time he returned to the game field, he was behind freshman starter Mitch Mustain on the depth chart. He took over for Mustain at South Carolina and proceeded to start the remaining five games including wins over No. 13 Tennessee and Mississippi State. He completed 12-consecutive passes as a freshman against Ole Miss, but struggled with his passing accuracy down the stretch as a sophomore. He appears healthy and his consistency improved in the spring. Dick will have plenty of offensive weapons to work with as the Razorbacks' starting quarterback.

2006: After starting the season sidelined with a back injury and then bidding his time behind freshman Mitch Mustain, he emerged as the Razorbacks' starting quarterback down the stretch. He played in a total of 10 games, including gaining the starting nod in the Hogs' final five games against Tennessee, Mississippi State, LSU, Florida and Wisconsin. He also played extensively in the Razorbacks' win at South Carolina. He completed 65-of-132 pass attempts for a team-leading 991 yards. He connected on nine touchdown passes and was intercepted six times. He also caught one pass for five yards. - Dick sat out the season opener against No. 6 USC while nursing a sore back. He returned to the field in a reserve role in the Hogs' win over Utah State. It was his first career relief appearance after starting his previous four games at the end of the 2005 season. He completed 2-of-5 passes for 59 yards against the Aggies including a 38-yard toss to Marcus Monk. He didn't play in the Razorbacks' road win at Vanderbilt, the Hogs' home victory against No. 22 Alabama or Arkansas' upset of No. 2 Auburn. He saw his most extensive playing time of the season to that point in the Razorbacks' 63-7 win over Southeast Missouri State. He entered the game in the second quarter and promptly led the Razorbacks to touchdowns on five-consecutive drives. On his sixth drive, Arkansas ran the ball on fourth down instead of attempting a pass conversion. Dick completed 8-of-9 passes for 98 yards and two touchdowns. He threw a six yard-pass to Chris Baker and a 15-yard pass to London Crawford in the win. He was sharp in his second-straight appearance in the Razorbacks' win over Ole Miss. He completed 2-of-3 passes for 48 yards and a touchdown against the Rebels. He lofted a 45-yard touchdown pass to Crawford to complete the scoring in the victory. He completed 2-of-4 passes for 17 yards in the Razorbacks' 44-10 win over Louisiana-Monroe. Dick also earned a career-long 13-yard run against the Warhawks. He came on in relief of Mustain in the Razorbacks' 26-20 win over South Carolina. He entered the game on the Hogs' second offensive series and played the rest of the game at quarterback. He completed 11-of-19 passes for 228 yards and a touchdown. He also threw one interception in the victory. He connected with Monk for a 50-yard touchdown at the end of the first half. He also rushed once for one yard in the victory. He started at quarterback and led Arkansas to a 31-14 win over No. 13 Tennessee. He completed 10-of-15 passes for 154 yards and a touchdown against the Volunteers. He connected with Monk for a 10-yard score in the first quarter. He also completed a 35-yard pass to Monk in the win. He made his second-consecutive start in Arkansas' 28-14 win over Mississippi State. Dick completed eight of his 17 pass attempts for 112 yards and two touchdowns. He found Damian Williams for a 29-yard touchdown pass late in the first half to give the Hogs a 21-14 lead. He completed a 35-yard toss to Monk on the back end of a double reverse pass in the third quarter. Darren McFadden took the snap, flipped to Felix Jones, who then tossed it back to Dick. The UA signal caller delivered a perfect pass to Monk for the score. Dick struggled in the Hogs' 31-26 loss to No. 9 LSU. He completed only 3-of-17 passes for 29 yards, but did tally a touchdown pass against the Tigers. He found Monk on a 21-yard touchdown play in the second quarter. He suffered one interception in the loss. Dick earned his first career reception on a five-yard toss from McFadden. He completed 10-of-22 passes for 148 yards and a touchdown in the SEC Championship Game against Florida. He connected with Monk on a historical 48-yard touchdown play near the end of the first half. The 24th touchdown reception in Monk's career, including the 11th of the season, set new UA season and career records breaking the marks of Anthony Lucas. Dick also threw a pair of interceptions against the Gators with one coming on a Hail Mary at the end of the first half. He struggled with his consistency completing only 9-of-21 passes for 98 yards against Wisconsin in the Capital One Bowl. He suffered one interception and was sacked once by the Badgers.

2005: In one of the most improbable rookie campaigns in Razorback history, he sat out the first seven games of the season before making his debut as the Hogs'

RETURNING RAZORBACKS | PLAYERS 2007





UNIVERSITY OF ARKANSAS

starting quarterback against South Carolina. He became the first UA quarterback in history to take his first collegiate snap as a starter. He started the final four games of the season against South Carolina, Ole Miss, Mississippi State and LSU. He led the Razorbacks to wins over Ole Miss and Mississippi State. On the season, he completed 53-of-99 pass attempts for 584 yards and seven touchdowns. He threw four interceptions in his rookie season. – He made his collegiate debut as the Razorbacks' starting quarterback against South Carolina in the eighth game of the UA season. He handed the ball off to fellow freshman running back Darren McFadden for seven yards on his first snap. He completed his first career pass on a five-yard toss to Cedric Washington on third down during the same drive. He finished the game with 137 yards on 12-of-24 passing and an interception. He connected with Peyton Hillis for four yards in the second quarter for his first career touchdown pass. He earned SEC Freshman Player of the Week and Hogwired.com Offensive Player of the Week honors after leading the Razorbacks to their first SEC win of the season at Ole Miss. He completed 17-of-24 passes for 175 yards and did not throw an interception against the Rebels. His .708 completion percentage tied for 10th on the UA single-game record list. His three touchdowns were not only a career best, but the most by an Arkansas quarterback since Matt Jones tossed four against Louisiana-Monroe in 2004. He completed his final 12 passes and captained three second-half scoring drives against the Rebels. He connected with Marcus Monk for touchdowns of 23 and 24 yards. He also completed a four-yard scoring pass to Hillis. He led the Hogs to their second-consecutive victory with a 44-10 win over Mississippi State. He completed 12-of-23 passes for 124 yards and a pair of touchdowns. He connected with Monk and Hillis for touchdowns while also throwing two interceptions (one on a pass batted down at the line of scrimmage). He nearly engineered an upset of No. 3 LSU before Arkansas fell 19-17 in the season finale in Baton Rouge. He was 12-of-28 passing for 148 yards. He threw a 29-yard touchdown pass to Washington and connected on a 55-yard completion to Monk.

HIGH SCHOOL CAREER: He completed 133-of-248 passes for 1,942 yards and 14 touchdowns as a senior. He also rushed for 401 yards and eight touchdowns on 100 carries in his final prep campaign for Coach Tom Westerberg. He dislocated his peroneal tendon (or stirrup tendon) later in the season and missed his squad's final two games. His squad finished 9-3 in his senior season. He earned honorable mention all-district and all-county honors as a junior. He passed for 714 yards and eight touchdowns on 48-of-81 passing as a backup quarterback in his junior campaign. He also rushed for 116 yards and three touchdowns on 37 attempts. He was selected to play in the Dallas-Fort Worth All-Star game. Rivals.com ranked him as the nation's No. 13 dual-threat quarterback and as the No. 70 overall player in Texas. He was the high school teammate of UA defensive tackle Marcus Shavers. He was also recruited by Houston, Texas Tech, SMU and TCU.

PERSONAL: Born June 27, 1986, he is the son of Steve and Mary Ellen Dick. He is enrolled in the Fulbright College of Arts and Sciences and is majoring in political science. He was named a Hard Working Hog for the 2005-06 academic year.

Casey Dick's Career Statistics									
PASSING	G/GS	Att-Cmp-Int	Yds	TD	Lg	Pct	Avg/P	Avg/G	
2005	4/4	99-53-4	584	7	55	53.5	5.9	146.0	
2006	10/5	132-65-6	991	9	50	49.2	7.5	99.1	
TOTALS	14/9	231-118-10	1575	16	55	51.1	6.8	112.5	

RUSHING	Att	Yds	TD	Lg	Avg/C	Avg/G
2005	14	-93	0	3	-6.6	-23.2
2006	8	-12	0	13	-1.5	-1.2
TOTALS	22	-105	0	13	-4.8	-7.5

RECEIVING	Rec	Yds	TD	Lg	Rec/G	Avg/C	Avg/G
2005	1	-7	0	0	0.2	-7.0	-1.8
2006	1	5	0	5	0.1	5.0	0.5
TOTALS	2	-2	0	5	0.1	-1.0	-0.1

Career Game-by-Game									
2005									
Date	Opponent	A-C-I	PASSING			RUSHING			
			Yds	TD	Lg	Att.	Yds	TD	Lg
9/3	Missouri State	DNP							
9/10	Vanderbilt	DNP							
9/17	at USC	DNP							
9/24	at Alabama	DNP							
10/8	ULM+	DNP							
10/15	Auburn	DNP							
10/22	at Georgia	DNP							
11/5	South Carolina	24-12-1	137	1	4	-33	0	-	-
11/12	at Ole Miss	24-17-1	175	3	24	2	-21	0	-
11/19	Miss. State+	23-12-2	124	2	22	4	-19	0	3
11/25	at LSU	28-12-1	148	1	55	4	-20	0	-

2006									
Date	Opponent	A-C-I	PASSING			RUSHING			
			Yds	TD	Lg	Att.	Yds	TD	Lg
9/2	USC	DNP							
9/9	Utah State	5-2-0	59	0	38	0	0	0	-
9/16	at Vanderbilt	DNP							
9/23	Alabama	DNP							
10/7	at Auburn	DNP							
10/14	SE Mo State	9-8-0	98	2	24	1	-2	0	-
10/21	Ole Miss	3-2-0	48	1	45	0	0	0	-
10/28	vs. ULM+	4-2-0	17	0	14	1	13	0	13
11/4	at S. Carolina	19-11-1	228	1	50	1	1	0	1
11/11	Tennessee	15-10-0	154	1	35	1	2	0	2
11/18	at Miss. State	17-8-1	112	2	35	1	7	0	7
11/24	LSU+	17-3-1	29	1	21	2	-21	0	-
12/2	Florida%	22-10-2	148	1	48	0	0	0	-
1/1/07	Wisconsin&	21-9-1	98	0	19	1	-12	0	-

+Little Rock, Ark.; %2006 SEC Championship Game; &2007 Capital One Bowl

73

OT, 6-4, 307, FR-RS
Bainbridge, Ga.
(Bainbridge)

RAY DOMINGUEZ

OUTLOOK: He continues to improve with each snap on the Razorbacks' offensive line. He is blessed with tremendous athleticism, great foot action and quickness. Dominguez is an accomplished pass blocker, but will need to become more physical in run blocking. With the departure of seniors Zac Tubbs and Tony Ugoh, he will be in line to take advantage of available snaps at offensive tackle. Dominguez will enter pre-season camp as the top reserve at left tackle behind projected starter Jose Valdez.

2006: He spent his redshirt season in the weight room and working on the field behind seniors Zac Tubbs and Tony Ugoh at offensive tackle.

HIGH SCHOOL CAREER: He played both at offensive tackle and tight end in high school for Coach Greg Guy, but will concentrate solely on the offensive line at Arkansas. He earned a blocking percentage rate of 89.8 percent in his senior season on his way to all-district honors. He recorded 51 knockdown blocks and 12 pancakes as a senior. He was a high school teammate of fellow Razorback Malcolm Sheppard at Bainbridge High School. He also competed in basketball during his high school career earning all-district honors as a junior. Scout.com ranked him as the No. 84 player in Georgia. He recorded a 325-pound bench press in high school. He was also recruited by Florida State, South Carolina, Southern Miss, Alabama-Birmingham, Central Florida and Marshall.

PERSONAL: Born July 12, 1988, he is the son of Juan and Cynthia Dominguez. He is enrolled in the Fulbright College of Arts and Sciences and is majoring in elementary education. He was named to the Lon Farrell Academic Honor Roll for Spring 2007.

16

QB, 6-2, 203, SO-SQ
Springdale, Ark.
(Shiloh Christian /
Missouri Southern)

NATHAN EMERT

OUTLOOK: With only one scholarship quarterback on the roster in the spring, Emert saw plenty of snaps with the Razorback regulars and top reserves. He made the most of his opportunities throwing for three touchdowns in two spring scrimmages including two scoring tosses in the spring game. He worked with the scout team last year after transferring from Missouri Southern where he set 18 school records in just one season. He makes solid decisions and knows where to deliver the football. He will likely battle incoming freshmen Joe Chaisson and Nathan Dick for the backup role behind starting quarterback Casey Dick.

2006: He used the 2006 campaign as a redshirt season after transferring from Missouri Southern. He wasn't eligible to play per transfer requirements, but gained some valuable repetitions on the UA scout team offense.

RETURNING RAZORBACKS

PLAYERS

2007



RAZORBACK FOOTBALL



AT MISSOURI SOUTHERN (2005): He broke 18 school passing records and two Mid-American Intercollegiate Athletics Association (MIAA) conference records as a freshman. Among others, he set the records for pass completions (302) and total offensive plays (596). He also led the Lions to a four-game improvement on their record from the previous season. He was named the MIAA freshman of the year, most valuable offensive back and team MVP.

HIGH SCHOOL CAREER: He lettered as a quarterback under Coach Chris Wood at Shiloh Christian High School. He also played strong safety, cornerback and linebacker. He was named first-team all-conference and all-state. He was a member of the National Honor Society.

PERSONAL: Born Jan. 26, 1986, he is the son of Chris and Cathy Emert. He was married to Shannon Lee, the daughter of UA quarterbacks coach and offensive coordinator David Lee, in the summer of 2007. He is enrolled in the Fulbright College of Arts and Sciences and is majoring in communications.

44

SLB, 6-3, 220, SO-1L
Little Rock, Ark.
(Central HS / Hargrave [Va.]
Military Academy)

FREDDIE FAIRCHILD

OUTLOOK: Fresh off a freshman All-America season in 2005, Fairchild debuted with a standout performance in the 2006 season opener racking up 12 tackles against No. 6 USC in a start at sam linebacker. Unfortunately for Fairchild and the Razorbacks, his season was sidelined shortly thereafter after he suffered a season-ending ACL injury to his right knee in the second game of the year against Utah State. He worked gingerly early in his return, but found his stride by the end of spring practice. He was granted a medical hardship and will be a sophomore again this season. Despite just more than one season under his belt in the Southeastern Conference, he has already exhibited the potential to be one of the best linebackers in the league. Fairchild is atop the pre-season depth chart at sam (strong-side) linebacker.

2006: A promising start to his sophomore campaign never had a chance to materialize as he suffered a season-ending ACL injury in his right knee in the Razorbacks' second game. He earned 12 tackles (five solo) in his short two-game stint. He started against both No. 6 USC and Utah State before being sidelined for the duration of the campaign. - He earned the opening day start at sam linebacker against No. 6 USC. He responded with a career-high 11 tackles, including five solo and six assisted stops, against the Trojans. The momentum was quickly derailed though as Fairchild tore his right ACL in the Razorbacks' non-conference win over Utah State. He earned one assisted tackle before the injury. Fairchild underwent season-ending surgery and was sidelined for the remainder of the campaign. He was granted a medical hardship and can use 2006 as a redshirt season.

2005: He flourished in defensive coordinator Reggie Herring's 4-3 defense playing in all 11 games at linebacker and on special teams. As a freshman, he moved into the starting spot at strong-side (sam) linebacker and started the final nine games, averaging 6.1 tackles over that stretch. He earned at least two tackles in all 11 games and five or more stops in eight contests. He was sixth on the team with 59 tackles and seventh with 6.0 TFL (-28). He also had two sacks (-16), three quarterback hurries and one pass break up. He ranked fourth on the team with seven special teams stops. Fairchild earned first-team freshman All-America honors from ESPN.com, CollegeFootballNews.com and Rivals.com, and second-team honors from Scout.com and The Sporting News. The Sporting News also named him the SEC's Defensive Freshman of the Year and to its freshman All-SEC team. The SEC coaches also placed him on the freshman All-SEC squad. - He earned two tackles in his collegiate debut against Missouri State. He followed it up with two more tackles and his first career tackle for loss (-10) in the conference opener against Vanderbilt. His fourth-quarter sack of Vanderbilt's Jay Cutler came on an untouched blitz up the middle. He earned his first collegiate start against No. 1 USC at the L.A. Coliseum when Pierre Brown missed the game with an injured knee. He recorded five tackles, including four solo stops at USC. He set a then-career-high with nine tackles (five solo) at Alabama. He made one tackle behind the line of scrimmage (-3) against the Crimson Tide. He tallied five tackles in a non-conference win over Louisiana-Monroe. In his fourth start, he registered six solo stops and eight total tackles against Auburn. At No. 4 Georgia, he earned the first multiple TFL game of his career when he dropped two Bulldogs' for negative yardage (-9). He earned his second career sack (-6) and a quarterback hurry against Georgia. He matched a career high with nine tackles and a quarterback hurry in a home loss to South Carolina. He earned five solo stops against the Gamecocks. He tallied five tackles and two tackles for loss (-6) in

the Hogs' win over Ole Miss. He accounted for six tackles (three solo) in the Razorbacks' win over Mississippi State in Little Rock. He also broke up an MSU pass and registered one quarterback hurry. He finished the season with two tackles at LSU.

HIGH SCHOOL CAREER: He helped Hargrave to a 7-3 record in 2004 for Coach Robert Prunty. He was the 2003 Arkansas Democrat-Gazette Player of the Year in his senior season for Coach Bernie Cox at Central High School. He helped lead the Tigers to a 14-0 record and a Class 5A state championship. He tallied 156 tackles (77 solo, 79 assisted), five tackles for loss and five pass deflections. He also earned two interceptions, two fumble recoveries and one forced fumble. The Associated Press named him to its Super Team following his senior season. He was also a member of the Arkansas Democrat-Gazette All-Arkansas Team. He played only two years of organized football in high school. He was a high school teammate of current Razorback Fred Bledsoe. SuperPrep rated him the No. 14 prospect in Arkansas while The Morning News had him at No. 23. Rivals.com ranked him as the No. 16 prep school prospect in the country. He was also recruited by Arkansas State and Memphis.

PERSONAL: Born July 1, 1986, he is the son of Freddie Fairchild. He is enrolled in the Fulbright College of Arts and Sciences and is majoring in sociology.

TACKLES	G/GS	UA-A	Total	TFL-Yds	Sacks-Yds	PD	FF-FR	Int-Yds
2005	11/9	35-24	59	6.0-28	2.0-16	2	0-0	0-0
2006	2/2	5-7	12	0.0-0	0.0-0	0	0-0	0-0
TOTALS	13/11	40-31	71	6.0-28	2.0-16	2	0-0	0-0

Career Game-by-Game								
2005								
Date	Opponent	UA-A	Total	TFL-Yds	Sacks-Yds	PD	Int-Yds	
9/3	Missouri State	1-1	2	0.0-0	0.0-0	0	0-0	
9/10	Vanderbilt	1-1	2	1.0-10	1.0-10	0	0-0	
9/17	at USC	4-1	5	0.0-0	0.0-0	0	0-0	
9/24	at Alabama	5-4	9	1.0-3	0.0-0	0	0-0	
10/8	ULM+	2-3	5	0.0-0	0.0-0	0	0-0	
10/15	Auburn	6-2	8	0.0-0	0.0-0	0	0-0	
10/22	at Georgia	4-2	6	2.0-9	1.0-6	0	0-0	
11/5	South Carolina	5-4	9	0.0-0	0.0-0	0	0-0	
11/12	at Ole Miss	3-2	5	2.0-6	0.0-0	0	0-0	
11/19	Miss. State+	3-3	6	0.0-0	0.0-0	1	0-0	
11/25	at LSU	1-1	2	0.0-0	0.0-0	1	0-0	

2006								
Date	Opponent	UA-A	Total	TFL-Yds	Sacks-Yds	PD	Int-Yds	
9/2	USC	5-6	11	0.0-0	0.0-0	0	0-0	
9/9	Utah State	0-1	1	0.0-0	0.0-0	0	0-0	
			Final 12 Games	DNP-Injured				
+Little Rock, Ark.								

61

OG, 6-4, 328, SR-3L
Houston, Texas
(Cypress Creek HS)

ROBERT FELTON

OUTLOOK: Felton is the veteran of a UA offensive line that is rich in talent, but largely limited in experience. The departure of stalwarts Stephen Parker, Zac Tubbs and Tony Ugoh left only Felton and center Jonathan Luigs from last year's starting lineup. Arkansas will rely on his experience and versatility to help fill some gaps in 2007. He has extensive experience at both guard and tackle and he even experimented some at center last spring. He is quick and is particularly adept at pulling to give Razorback running backs an imposing escort into the secondary. Felton was named a second-team pre-season All-SEC selection by Athlon Sports, The Birmingham News and The Sporting News. He was also ranked as the No. 39 offensive guard in the nation by Phil Steele's College Football. Felton is the starter at right guard on the pre-season depth chart and may be utilized in a variety of roles as the Razorbacks' new offensive front takes shape.

2006: A mainstay at right guard for the Razorbacks, he played in all 14 games and started the final 13 contests. He ranked third on the squad with 57 knockdown blocks and averaged a total grade of 84 percent. He racked up at least five knockdown blocks in six of 14 games including a season-high 10 against South Carolina. His pass block-

RETURNING RAZORBACKS | PLAYERS 2007





UNIVERSITY OF ARKANSAS

2007 PLAYERS — RETURNING RAZORBACKS

ing grade for the season was 95.3 percent. Felton posted a perfect 100 percent grade in pass blocking six times. He was part of an offensive front that finished second in the nation in sacks allowed per game (0.64), yielding only nine sacks in 14 games. The Arkansas offensive front cleared the way for the SEC-leading and the nation's fourth-best rushing attack averaging 228.5 yards rushing per game. In addition for only the third time in SEC history and the 38th time in NCAA history, Arkansas featured two 1,000-yard running backs (Darren McFadden — 1,647, Felix Jones — 1,168) on the same team. McFadden finished the season 10th in the NCAA in rushing yardage (117.6 ypg) and captured the 2006 Doak Walker Award, presented annually to the nation's best running back. Felton also helped McFadden finish as the Heisman Trophy runner-up as a sophomore. — Felton came off the bench in the season opener against No. 6 USC. He played 25 snaps at right guard earning an 80-percent grade. He carded a grade of 90 percent on running plays and 80 percent grade pass blocking against the Trojans. He earned his first start of the season at right guard against Utah State. He netted five knockdown blocks and a grade of 83 percent against the Aggies. He posted a grade of 80 percent on running plays and 88 percent on passing plays. Felton helped the Razorbacks rush for 279 yards against Utah State, including 184 from McFadden. He racked up five knockdown blocks in the Hogs' road win at Vanderbilt. He graded out at 87 percent including 81 percent on running plays and a perfect 100-percent grade on passing plays. He posted a grade of 85 percent on 49 snaps, including a 95-percent clip on passing plays, in a win over No. 22 Alabama. He earned two knockdown blocks while helping clear the way for 172 yards rushing against the Crimson Tide. In a dominating offensive performance, he earned five knockdown blocks to help the Hogs rush for 279 yards and two touchdowns against No. 2 Auburn. The Tigers' defense entered the game as one of two Division I-A defenses to not yield a rushing touchdown. Felton played 40 snaps and earned an 87-percent (86 run, 90 pass) grade in the upset win. He logged only 28 snaps in the Razorbacks' lopsided 63-7 win over Southeast Missouri State. He carded an overall grade of 85 percent, including a perfect 100-percent mark on passing plays in the victory. He tallied one knockdown block against the Redhawks in helping the Hogs rack up 381 yards rushing and two 100-yard rushers (Michael Smith — 116, Jones — 106). He started and played 28 snaps at right guard in Arkansas' 38-3 win over Ole Miss. He carded an overall grade of 82 percent, including a perfect 100-percent clip in pass blocking. It was Felton's second-consecutive 100 grade in pass blocking and the third such mark on the season. He earned one knockdown against the Rebels. He logged 45 snaps earning a grade of 82 percent in the Razorbacks' win over Louisiana-Monroe. Felton carded his fourth 100-percent grade in pass blocking including his third-consecutive perfect pass blocking score. He tallied a season-high seven knockdown blocks against the Warhawks in helping the Hogs rack up 331 yards of rushing including two 100-yard rushers (Jones and McFadden). Felton earned a season-high 10 knockdown blocks in the Razorbacks' 26-20 win over South Carolina. He was part of a UA offensive front that didn't allow a sack and paved the way for 267 yards rushing including 219 by McFadden. Felton logged 45 snaps and earned a grade of 84 percent in the Razorbacks' 31-4 win over No. 13 Tennessee. He tallied a perfect 100-percent grade on passing plays. He helped blaze the way for 425 yards of total offense including 259 yards rushing with 181 of those coming from McFadden. He started and racked up four knockdowns in Arkansas' 28-14 win over Mississippi State. Felton and his teammates didn't allow a sack for the fourth-consecutive game. He logged all 61 snaps against No. 9 LSU earning an overall grade of 81 percent against the Tigers. Felton tallied a perfect 100 percent grade in pass blocking against the No. 1 ranked defense in the nation. He helped the Hogs rack up 298 yards rushing including 182 by McFadden and 137 by Jones. He started against Florida in the SEC Championship Game. He earned four knockdown blocks on only 36 snaps against the Gators. Felton split time with Jeremy Harrell. He earned a grade of 80 percent, including a perfect grade of 100 percent in pass blocking. Felton earned his 13th-consecutive start at right guard against No. 7 Wisconsin in the Capital One Bowl. He tallied three knockdown blocks and helped the Razorbacks rack up 232 yards rushing against the Badgers including 150 yards from Jones and 89 yards from McFadden.

2005: An 11-game starter, he was a fixture at right tackle for the Razorbacks in 2005. He helped lead the way for the Razorbacks' SEC-leading rushing attack. Arkansas ranked 12th in the nation with an average of 216.9 rushing yards per game. He also paved the way for 10 100-yard rushing performances by UA running backs including five by freshman tailback Darren McFadden. He graded out at 82 percent or better in eight of 11 games including the last six-consecutive contests. He tallied 45 knockdown blocks on the season including a season-best nine knockdowns against Vanderbilt. — He opened the season with two knockdown blocks in 59 snaps against Missouri State. In the SEC opener against Vanderbilt, he posted a grade of 85 percent, including 91 percent on pass plays. He tallied nine knockdown blocks in 74 snaps at tackle against the Commodores. He earned four knockdown blocks in a road loss at No. 1 USC and two more knockdowns at Alabama. He played 55 snaps of the ULM game and recorded seven knockdowns. He graded out at a season-best 89 percent against Louisiana-Monroe. He earned a mark of 85 percent on rushing plays and 95 percent on passing plays against the Indians. He recorded three knockdown blocks and graded out at 84 percent as the Hogs struggled to gain yards on the ground against a tough Auburn defense. He played 58 snaps and posted a perfect 100-percent grade in the passing game. He recorded nine knockdown blocks in 72 snaps as the Hogs rolled up 216 yards of rushing against the nation's fifth-ranked defense at Georgia. He garnered an

87-percent grade on both rushing and passing downs against the Bulldogs. He logged 73 snaps in a home loss to South Carolina registering three knockdown blocks and grading out at 82 percent. He helped the Hogs rush for 219 yards against the Gamecocks. He was solid in Arkansas' first road win of the season at Ole Miss. He carded an 82-percent grade, including a 96-percent clip in passing situations, with two knockdown blocks against the Rebels. He played 67 snaps against Mississippi State, recording three knockdown blocks and grading out at 82 percent. He graded out above 80 percent for the sixth-consecutive game and earned four knockdown blocks in the Razorbacks' season finale at No. 3 LSU.

2004: He saw action in nine of 11 games, earning a starting nod in the Hogs' final five games. He started the season as an offensive guard, but was switched to offensive tackle after injuries to left tackle Tony Ugoh and right tackle Zac Tubbs. He started the Georgia game for Ugoh at left tackle and then started the final four contests at right tackle after Tubbs was lost for the season due to an injury. After logging only 84 combined snaps in the Hogs' first six games, he played 260 snaps in the Razorbacks' final five contests. He registered 41 knockdowns on the season. He earned seven or more knockdown blocks in four games. He tallied 32 knockdown blocks in the last five contests. He racked up a career-high 10 knockdown blocks in the Hogs' season finale against No. 12 LSU. He earned a team-high nine knockdown blocks against No. 6 Georgia and eight knockdowns against Ole Miss. — He played 30 snaps in Arkansas' season opener against New Mexico State. He graded out at 90 percent in the running game and 100 percent in the passing game for a total grade of 95 percent. He recorded a team-high seven knockdown blocks against the Aggies. He did not see a snap against No. 7 Texas. He logged six snaps against Louisiana-Monroe. He did not play against Alabama. He logged 21 snaps against Florida earning a 90-percent grade in the passing game. He registered one knockdown block against the Gators. He played 27 snaps earning an 87-percent grade in the passing game and one knockdown block against No. 4 Auburn. He moved to left tackle and earned his first career start against No. 6 Georgia after Tony Ugoh was sidelined with kidney stones. He earned a career-high nine knockdown blocks on 54 snaps in his first collegiate start. He graded out at 84.5 percent against the Bulldogs. He logged 72 snaps in a start at right tackle against South Carolina. He graded out at 80 percent in the running game and a perfect 100 percent on passing plays. He tallied one knockdown block against the Gamecocks. He made his second start at right tackle and played 68 snaps against Ole Miss. He racked up eight knockdown blocks to help the Hogs gain 297 yards rushing in a 35-3 win over the Rebels. He made his third consecutive start at right tackle in the Razorbacks' 24-21 win over Mississippi State. He played 79 snaps racking up an 84.5-percent grade and four knockdown blocks. He logged 66 snaps earning a career-high 10 knockdowns in a loss to No. 12 LSU. He earned a grade of 96 percent on running plays and 85 percent on passing plays against the Tigers.

2003: He spent his redshirt season learning the offensive system and working in the weight room.

HIGH SCHOOL CAREER: He was a three-year starter at offensive tackle at Cypress Creek High School. He was rated as the No. 39 offensive guard in the nation by Rivals.com. Max Emfinger Recruiting ranked him as the No. 23 offensive tackle in the nation. His high school produced current NFL linemen Sam Adams, Dan Neil and Josh Williams. He was also recruited by Arizona, Wisconsin and Kansas. Insiders.com rated him the No. 59 player in Texas. He was rated the No. 54 player in Texas by Heartland Recruiting. He was a PrepStar Region IV Honorable-Mention.

PERSONAL: Born Sept. 25, 1984, he is the son of Patricia and Vincent Felton. He earned his bachelor's in criminal justice and sociology last fall and is now working on his master's. He was named a Hard Working Hog for the 2004-05 academic year. The gregarious standout on and off the field often entertains his teammates with his singing talent.



OUTLOOK: Arkansas lost two starting linebackers from last year's defense and Fenton will try to work his way into the mix for playing time at one of those spots. He could also compete for a spot on special teams.

2006: He gained strength and quickness in the weight room while also working with the scout team during a redshirt season.



RAZORBACK FOOTBALL



HIGH SCHOOL: A defensive end in high school, he earned all-district and all-county honors for head coach Scott Smith at Plano. He had 105 tackles with nine sacks, one interception and 32 quarterback pressures. Plano was 13-1 his senior year and won the area championship. He also lettered in track and lacrosse.

PERSONAL: Born March 8, 1988, he is the son of Thad and Pat Fenton. He has three brothers. Fenton graduated in the top 25 percent of his class. He is enrolled in the Fulbright College of Arts and Sciences and is majoring in marketing. He was named to the Lon Farrell Academic Honor Roll for the 2006-07 academic year. His summer jobs have included working at a health club.

1

FL, 5-7, 156, JR-2L
Mesquite, Texas
(Mesquite)

REGGIE FISH

OUTLOOK: He is the smallest player on the Razorbacks' roster, but his stature on the Arkansas football team is anything but diminutive. Blessed with a myriad of skills, including great quickness, he has been a key contributor to the Razorback offense and special teams in the past two seasons. Although listed as a wide receiver, Fish has been utilized mostly as a playmaker in his tenure at Arkansas. He only has one career reception for five yards, but has been active rushing the ball and returning punts. Fish set a school bowl record with five punt returns against Wisconsin in the 2007 Capital One Bowl. He is skilled at getting off the line of scrimmage and will likely get more of an opportunity to line up wide this season. He enters fall camp technically as a reserve behind Robert Johnson and London Crawford at flanker on the depth chart, but will very likely be included in many of Arkansas' multiple-receiver sets. He will also compete for punt return duties again in 2007.

2006: He appeared in all 14 games of his sophomore season playing as a reserve wide receiver and as a punt returner. While he didn't register a catch in 2006, he did rush twice for 21 yards. He took over as the Hogs' punt returner after Cedric Washington was injured in the Southeast Missouri State game. Peyton Hillis eventually replaced Fish, but he returned to the role after Hillis was injured against Tennessee. He returned a total of 16 punts for 98 yards on the season. – Fish played in Arkansas' first four games, but didn't accrue any offensive statistics. He made his first statistical entry of the season on one of the most memorable plays in recent Razorback history in Arkansas' upset of No. 2 Auburn. He had the second rushing attempt of his career against the Tigers. On a trick play called "Woody," he hid behind the UA offensive line and crawled to the line of scrimmage undetected by the Auburn defense. Quarterback Mitch Mustain took the snap and then blindly handed the ball behind his back to Fish. Fish hesitated and then raced around left end for 28 yards down to the Auburn six-yard line to set up the Hogs' final touchdown. For his efforts, Fish captured national attention as ESPN SportsCenter's No. 2 play of the day. The next week, he took over punt return duties after Washington was injured. Fish returned a pair of punts for 14 yards in the Razorbacks' 63-7 win over Southeast Missouri State. He netted returns of three and 11 yards against the Redhawks. He served as the Razorbacks' punt returner in the Hogs' conference win over Ole Miss. He made two fair catches, but didn't log a return against the Rebels. He saw action at wide receiver, but didn't make a catch in the Razorbacks' non-conference win over Louisiana-Monroe. He did return one punt against the Warhawks (-5). He logged snaps against South Carolina at wide receiver and on special teams. Fish lined up at punt returner once after Peyton Hillis was hurt against the Gamecocks. On that play, Anthony Brown blocked the USC punt preventing a return opportunity. He returned two punts for 20 yards, including an 11-yard gain, in Arkansas' 31-14 win over No. 13 Tennessee. Fish took over for an injured Hillis in the third quarter of the win. He handled punt return duties for the Razorbacks in a win over Mississippi State. He returned four punts for 58 yards, including a long gain of 26 yards, against the Bulldogs. He was named the Hogwired.com Special Teams Player of the Week for his contributions to the win. He was Arkansas' punt returner against No. 9 LSU, but didn't get an opportunity to return a kick. Fish returned punts for the Razorbacks in the SEC Championship Game. He was credited for a loss of four yards on a pair of returns against the Gators. He had a return of one yard and lost five yards on a muffed punt return in the fourth quarter. The muffed return and fumble resulted in a Florida touchdown giving the Gators a lead they would not relinquish. He had a school-record five punt returns against No. 7 Wisconsin in the Capital One Bowl. He racked up 15 yards, including a long return of seven yards.

2005: He displayed his skills in a myriad of ways during his rookie campaign. He appeared in nine of the Razorbacks' 11 games playing in every contest except the Vanderbilt and LSU games. He was third on the squad with four punt returns for

26 yards including an exciting 17-yard return against Louisiana-Monroe. He carried the ball once for seven yards and made one catch for five yards. – He returned one punt for two yards in his collegiate debut against Missouri State. He played, but did not accrue statistics against USC and Alabama. He earned his first career rush for seven yards and returned two punts for 21 yards against Louisiana-Monroe. He recorded a season-long 17-yard punt return against the Indians. He returned a punt for three yards against South Carolina. He caught the first pass of his career against Mississippi State for five yards.

2004: He graduated early from high school and spent the spring getting his first taste of college football. He worked at flanker for the Razorbacks in spring practice.

HIGH SCHOOL CAREER: In the third game of his senior season, he dislocated his shoulder while diving for a fumble. He missed the remainder of the season. He had racked up 185 yards rushing and 264 yards passing in his first two games before being sidelined in the third quarter of game number three. He earned first-team all-district honors as a junior and was named the district sophomore of the year in 2002 for Coach Steve Halpin. He graduated from high school early with honors. He earned offensive most valuable player honors at the U.S. Army Player Combine following his junior season. He recorded a vertical jump of 31 inches. In addition to Arkansas, he was recruited by Oklahoma State, Missouri, Iowa, Baylor, Notre Dame and SMU.

PERSONAL: Born May 29, 1987, he is the son of Reginald and Eugenia Fish. His father Reginald Fish Sr. (1978-81) was a wide receiver while UA head coach Houston Nutt was a quarterback at Oklahoma State. Nutt once connected with Fish on a 65-yard touchdown pass in an OSU scrimmage. He was a member of the 2004-05 Lon Farrell Academic Honor Roll. He is enrolled in the College of Education and Health Professionals and is majoring in kinesiology with an emphasis on teaching.

Reggie Fish's Career Statistics

RUSHING	G/GS	Att	Yds	TD	Lg	Avg/C	Avg/G
2005	9/0	1	7	0	7	7.0	0.8
2006	14/0	2	21	0	28	10.5	1.5
TOTALS	23/0	3	28	0	28	9.3	1.2
RECEIVING	Rec	Yds	TD	Lg	Rec/G	Avg/C	Avg/G
2005	1	5	0	5	0.1	5.0	0.6
2006	0	0	0	0	0.0	0.0	0.0
TOTALS	1	5	0	5	0.1	5.0	0.6
PUNT RETURNS	No.	Yds	TD	Lg	Avg/R	Avg/G	
2005	4	26	0	17	6.5	2.9	
2006	16	98	0	26	6.1	7.0	
TOTALS	20	124	0	26	6.2	5.4	

38

SS, 6-0, 207, JR-2L
Little Rock, Ark.
(Mills HS)

ELSTON FORTE

OUTLOOK: His progress has been slowed after missing spring practice with a nagging right hamstring injury. He will have a lot of ground to make up this fall to dent the safety rotation. If Forte can stay healthy, he will most likely fill a role on special teams. He was effective in that duty last season racking up six tackles. At strong safety, he will start pre-season camp behind Matt Hewitt and Matt Harris on the depth chart.

2006: He played primarily on special teams in his sophomore season. He appeared in all 14 games and did earn some time at strong safety backing Randy Kelly. He garnered 14 tackles on the season, including six solo stops. He tallied at least one tackle in seven of 14 outings. Six of his 14 tackles came on special teams. He ranked tied for fifth on the squad in special teams stops. He also earned the second interception of his career and returned in 15 yards against Southeast Missouri State. – He recorded two solo stops against Southern California and an unassisted tackle and two assists against Utah State. He played at Vanderbilt but did not record any statistics. Forte notched a career-high four stops – two solo – on 20 defensive snaps against Alabama. He recorded an assisted tackle on special teams while playing nine snaps as a reserve free safety at No. 2 Auburn. Forte played a career-high 36 snaps, recording two assisted tackles, and notching his second career interception vs. Southeast Missouri State. He returned the pick 15 yards to set up an Arkansas touchdown on the ensuing offensive drive. He played two snaps against Ole Miss, but did not make a tackle. Forte saw action on spe-

RETURNING RAZORBACKS | PLAYERS

2007





UNIVERSITY OF ARKANSAS

cial teams against ULM, but did not make a tackle. He saw time on special teams and as a reserve on the defensive side of the football against South Carolina. He made one tackle on special teams in the win over the Gamecocks. Forte logged time on special teams in the Hogs' 31-14 win over No. 13 Tennessee. He continued his play on special teams, but did not record any tackles in games against Mississippi State, LSU and Florida in the SEC Championship Game. He did make a solo stop in the season finale against No. 7 Wisconsin in the Capital One Bowl.

2005: He played in 10 of 11 games in his freshman season seeing time on special teams and in a reserve role in the UA secondary. He appeared in every game except the Hogs' Homecoming match-up with South Carolina. He garnered five tackles on the season, including three solo stops. Two of his five tackles came on special teams. He was a regular on the kickoff and kickoff return units. He also snared his first career interception and returned it 27 yards against Louisiana-Monroe. – He appeared in the first four games of the season, but earned his first career tackles in the Razorbacks' non-conference win over Louisiana-Monroe. He made two solo stops and returned an interception 27 yards in the victory. He made one assisted stop against No. 4 Georgia and earned one solo and one assisted tackle against No. 3 LSU in the Hogs' season finale.

HIGH SCHOOL CAREER: As a senior, he split time between running back, wide receiver and safety earning Class 4A all-state honors for Coach James Withrow. He was also named to The Associated Press Super Team. He rushed for 600 yards and 13 touchdowns in his senior season. He also racked up 300 yards and two scores receiving. Defensively, he earned 55 tackles, four interceptions, three forced fumbles and one fumble recovery in his final prep campaign. He participated in the Max Emfinger All-American All-Star Game in Shreveport, La. In his junior season, he racked up 46 tackles, including 15 unassisted stops, three interceptions and two pass break ups. He tallied 12 rushing touchdowns as a junior. He also averaged nearly 50 yards per kickoff return. He spent time at free safety, tailback, kickoff and punt returner. He played basketball through his junior season. He led his squad to a 22-5 mark as a junior. Rivals.com rated him as the No. 26 safety in the nation and the No. 4 overall player in Arkansas. He was a member of the Mobile Register's Super Southeast 120. He participated in the 2005 Arkansas High School All-Star Game at Donald W. Reynolds Razorback Stadium. He chose Arkansas over Oklahoma State, Iowa, Nebraska, Ole Miss, Tennessee, Penn State and Memphis.

PERSONAL: Born Oct. 28, 1987, he is the son of Elston and Pearlle Forte. He is enrolled in the Fulbright College of Arts and Sciences with a major in sociology and criminal justice.

Elston Forte's Career Statistics								
TACKLES	G/GS	UA-A	Total	TFL-Yds	Sacks-Yds	PD	FF-FR	Int-Yds
2005	10/0	3-2	5	0.0-0	0.0-0	1	0-0	1-27
2006	14/0	6-8	14	0.0-0	0.0-0	1	0-0	1-15
TOTALS	24/0	9-10	19	0.0-0	0.0-0	2	0-0	2-42

75

OT, 6-7, 319, SR-3L
Roland, Ark.
(Pulaski Robinson HS)

OUTLOOK: Few have made as much progress in the weight room as Garner has in his tenure at Arkansas. He has combined his increased bulk and strength with his already solid fundamentals and footwork to give the Razorbacks a talented starter at right tackle. His dedication is even more impressive when you consider he has earned minimal playing time while working behind former offensive tackle stand-outs Zac Tubbs and Tony Ugoh. Garner appears primed for a break-through season on the Razorbacks' offensive line in 2007.

2006: With a veteran offensive line in front of him on the depth chart, he played sparingly as a junior earning time in eight of Arkansas' 14 games. He was rewarded for an outstanding off-season with a start at right guard in the Hogs' opener against No. 6 USC. In addition to USC, he played in non-conference games against Utah State, Southeast Missouri State and Louisiana-Monroe as well as against SEC opponents Alabama, Ole Miss and Mississippi State. He also played against No. 7 Wisconsin in the Capital One Bowl. He tallied 13 knockdown blocks in his playing time including six against Southeast Missouri State. He was effective in his stints on the field averaging an overall grade of 85.5 percent, including an 80.5 percent run blocking grade and a 94 percent pass blocking grade. – He earned his first career start at right guard in the Razorbacks' season opener against No. 6 USC. He logged a season-high 46 snaps post-

ing a grade of 84 percent (85 run, 84 pass) and tallying one knockdown block in the loss to the Trojans. He played 18 snaps earning one knockdown block and an overall grade of 88 percent in the Razorbacks' win over Utah State. He carded an 84-percent clip on run blocking and a perfect 100-percent grade on pass blocking. After missing the Vanderbilt game, he returned to the field for eight snaps in Arkansas' 24-23 double-overtime victory over No. 22 Alabama. Garner saw extended playing time against Southeast Missouri State. He earned a season-high six knockdown blocks on 37 snaps against the Redhaws. He garnered a grade of 94 percent, including his second 100-percent mark in pass blocking. He also recorded his top run blocking grade (92 percent) of the season in the victory. Garner was on the field for 12 snaps in the Razorbacks' win over Ole Miss. He turned in an impressive outing in a non-conference matchup with Louisiana-Monroe. He tallied four knockdown blocks on only 19 snaps. He carded a grade of 94 percent with a 90-percent clip on rushing plays and a 100-percent grade on passing plays. He saw limited action against Mississippi State and against No. 7 Wisconsin in the Capital One Bowl. He earned one knockdown block against the Badgers.

2005: He played in all 11 games as a sophomore as a regular on special teams and a spot reserve on the Hogs' offensive front. He was the right tackle on the UA field goal and extra point units. He also saw snaps at offensive tackle in three games (Missouri State, Louisiana-Monroe and Mississippi State) logging a total of 39 snaps. He earned two knockdown blocks in his limited stint on offense. – He earned a grade of 80 percent, including an 83-percent mark in run production blocking, in the Razorbacks' season opener against Missouri State. He played a total of 15 snaps against the Bears and earned one knockdown block. He earned his most extensive playing time at tackle in the Hogs' non-conference win over Louisiana-Monroe. He logged 19 snaps carding a total grade of 89 percent. He graded out at 92 percent on rushing plays and at 80-percent on passing plays. He posted a perfect 100 percent grade on five snaps against Mississippi State.

2004: He appeared in five games as a redshirt freshman on the Hogs' offensive front. He logged time in games against New Mexico State, Louisiana-Monroe, Auburn, Georgia and Ole Miss. He earned a total of five knockdown blocks on the season. His most extensive action came at offensive tackle in the season opener against New Mexico State. He played a total of 32 snaps and earned a grade of 90 percent. He graded out at 80 percent on running plays and a perfect 100 percent on passing plays. He also earned two knockdown blocks in his first collegiate game. He tallied two knockdown blocks on only six snaps in the Razorbacks' win over Louisiana-Monroe. He logged three snaps against No. 4 Auburn. He played briefly in the Razorbacks' loss to Georgia. He earned one knockdown block on five snaps in a win over Ole Miss.

2003: He worked on the UA scout team offense in his redshirt season.

HIGH SCHOOL CAREER: He was ranked as the nation's No. 21 offensive tackle by Tom Lemming's Prep Football Report. As a junior, he had 39 pancake blocks. He was also recruited by Auburn, Notre Dame and Harvard. He was rated the No. 138 offensive lineman in the nation by Insiders.com. He was a member of the PrepStar All-Region IV Team.

PERSONAL: Born Jan. 18, 1985, he is the son of Vicki and Wayne Garner. He was a member of the Lon Farrell Academic Honor Roll for the 2003-04 academic year and was named a Hard Working Hog for the 2005-06 academic year. He is enrolled in the Fulbright College of Arts and Sciences and is majoring in sociology.

76

TE, 6-2, 227, SO-SQ
Quitman, Texas
(Quitman)

OUTLOOK: Gibson has made the transition from wide receiver to tight end. He will continue to hone his skills at his new position while competing for playing time behind more experienced tight ends like Andrew Davie, Ben Cleveland and Lance Thompson.

2006: With a bevy of newcomers in the rotation, he didn't see game action at wide receiver.

2005: He worked on the UA scout team offense in his redshirt season.

HIGH SCHOOL CAREER: He lettered as a quarterback, wide receiver and tight end under Coach Dameion Miller at Quitman High School. He also played defensive back. He was honored as a first-team all-district wide receiver in 2004 and he won

PLAYERS — RETURNING RAZORBACKS

2007



RAZORBACK FOOTBALL



the Quitman Bulldog Fighting Heart Award as a senior. As a senior, he led Quitman to a 12-1 record and a regional final. Gibson also lettered in basketball and track. In basketball, he was a two-time first-team all-district selection (2004 and 2005) and led his team to the regional semifinals.

PERSONAL: Born Feb. 10, 1987, he is the son of Kent and Vicki Gibson. He is enrolled in the Sam M. Walton College of Business and is majoring in accounting. He was named to the Lon Farrell Academic Honor Roll in Spring 2006.

8

FS, 5-11, 182, SR-3L
Stone Mountain, Ga.
(Stephenson HS)





MICHAEL GRANT

OUTLOOK: It has been a long road back for Grant since suffering a devastating ACL injury late last season. A former cornerback, Grant made the transition to free safety and started the first nine games of the 2006 season at his new position before injuring his left knee at South Carolina. If the spring is any indication, the former track and field star certainly appears to be on the right path to make a successful return to the gridiron this fall. He didn't show many ill effects from his injury, although he was held out of contact work in the spring. Grant combines sprinter's speed with good ball skills to give the Hogs a safety that can be in position and then make the play. Athlon Sports named him to its pre-season second-team All-SEC squad. He enters pre-season camp as the returning starter at free safety.

2006: He was Arkansas' starting free safety for the first nine games of 2006 before suffering a season-ending ACL injury in his left knee in the Razorbacks' win at South Carolina. The former cornerback made the transition to free safety and provided the Hogs with sprinter speed at that position. He didn't return after the injury and spent the rest of the campaign rehabilitating. In his time on the field, he earned 41 tackles, including 29 solo stops and 12 assisted stops. He earned at least one tackle in all nine outings including seven performances of four or more stops. He intercepted three passes on the season with all of them coming against Louisiana-Monroe. Despite missing the final five games of the season, he tied for the team lead in interceptions. He broke up three passes on the year and was credited with one tackle for loss (-50). - Grant opened the season with six total stops - four solo - against USC. He was on the field for 77 of the Trojans' 80 offensive plays. He accounted for four tackles in a non-conference win over Utah State. He tallied seven tackles - including six solo - at Vanderbilt. He made five tackles with three solo stops in Arkansas' 24-23 double-overtime win against Alabama. He registered four solo stops and an assist at No. 2 Auburn. He helped lead a Hogs' secondary that allowed just 153 yards on 29 passing attempts against the Tigers. He logged one solo tackle and broke up a pass against Southeast Missouri State on just 28 snaps in the Hogs' blowout win. Grant made four solo tackles in 43 plays against Ole Miss. One of his tackles against the Rebels came on special teams. He was named the co-Hogwired.com Defensive Player of the Week following his seven-tackle, three-interception game against Louisiana-Monroe. It was the second-most interceptions in a game in school history and the first UA player with three since former Razorback player and then-UA assistant coach Louis Campbell picked off three in the 1971 Liberty Bowl. Grant led all UA defensive backs in tackles and posted the second-highest tackle total of his career against the Warhawks. He chased down and tackled a ULM punt team member at the Warhawks' 10-yard line after an errant snap on a punt attempt in the first quarter. The play went for a loss of 50 yards and set up a UA touchdown. He helped spearhead a UA defense that yielded only 10 points and 114 yards rushing in the non-conference win. He earned his ninth-consecutive start at free safety in a road game at South Carolina. He tallied two solo tackles before suffering a season-ending ACL injury in the third quarter. He injured his left knee while leaping in an attempt to break up a pass to the end zone. He underwent surgery in the coming weeks and didn't return to the field for the remainder of the campaign.

2005: He played in all 11 games as a sophomore earning significant time in the UA secondary in nickel and dime packages and as a member of the Hogs' kickoff coverage unit. He racked up 22 tackles, including 13 solo stops, two tackles for loss (-15), one sack (-13) and one forced fumble. He tied for second on the squad with three interceptions and seven pass break ups. His 0.27 interceptions-per-game average ranked tied for sixth in the SEC and tied for 68th in the nation in that category. He earned at least one tackle in 10 of 11 games and multiple stops in seven contests. Three of his season tackles came on special teams. - He recorded two solo tackles and a pass deflection in the season opener against Missouri State. He also snared the first interception of his career in the fourth quarter to stop the Bears' final offensive

drive inside the Razorback 20-yard line. He tallied another three tackles and a pass break up against Vanderbilt. He garnered one solo tackle in the Razorbacks' road loss at No. 1 USC. He netted another three tackles and a pass deflection at Alabama. He earned a season-high four tackles in the Hogs' non-conference win over Louisiana-Monroe. One of his two solo tackles came on a shoe-string stop on special teams that saved a big play for the Indians. He played but did not make a tackle against Auburn. In a return to his home state, he recorded one assisted tackle and picked up his second interception of the season at No. 4 Georgia. He picked off a pass at the Bulldogs' 34-yard line early in the fourth quarter putting the Hogs in position for a game-tying touchdown. Despite the good field position, Arkansas failed to net points after a missed field goal attempt. Against South Carolina, he garnered two tackles and racked up a career-high three pass break ups. He broke up one pass and made one assisted tackle at Ole Miss. He turned in a superb effort in the Razorbacks' win over Mississippi State. He made three solo stops including two tackles for loss (-15) and earned his first career sack (-13) and caused a fumble on the Bulldogs' final offensive play of the game. In addition, Grant intercepted his third ball of the season to set up a UA field goal. At No. 3 LSU, he tallied a solo and assisted tackle in the Razorbacks' 19-17 loss in Baton Rouge.

2005 (Track and Field): In his first year on the track team, he was a key contributor in the sprinting events, earning an SEC and NCAA event title and an All-America honor. At the SEC Indoor Championships he ran the second leg of the winning distance medley relay team (9:46.91). During the outdoor campaign he posted a season-best and regional qualifying 100-meter time of 10.41 and his best 200-meter performance was 21.30. He handled the opening leg of the 4x100-meter relay team that broke a 20-year school record to win the NCAA Midwest Region with a time of 38.75. At the NCAA Outdoor Championships that same team went on to capture Arkansas' first title in the event with a UA record time of 38.49 and Grant became the first two-sport athlete since Clyde Scott in 1948 to win a national event title.

2004: He played in all 11 games in his true freshman season as a cornerback and a member of the UA special teams. He racked up 29 tackles with all but five of his stops being of the solo variety. He made two or more tackles in five contests. He ranked second on the squad with nine special teams tackles. He also recovered a fumble on special teams. He earned his first career start against No. 6 Georgia and garnered a career-high eight tackles against the team that he originally signed with out of high school. - He tallied two solo tackles in his first career game against New Mexico State. He played on special teams, but did not earn a tackle against Texas. He earned three tackles, including two solo stops, in the Hogs' non-conference win over Louisiana-Monroe. Against Alabama, he garnered one solo stop. He played extensively in the secondary in the second half of the Florida game earning two solo tackles and his first career tackle for loss (-4). He played significant snaps (45) and responded by racking up six tackles, including four solo stops, in the Hogs' 38-20 loss to No. 4 Auburn. He earned his first collegiate start against No. 6 Georgia. He boasted a career high in tackles for the second consecutive week with eight tackles, including seven solo stops, against the Bulldogs. He made two tackles including a tackle for loss (-3) against South Carolina. His tackle for loss came after teammate Elliott Harris blocked a USC punt and then a Gamecock player scooped up the ball and tried to advance it. It was his second TFL of the season. He also appeared to have his first career fumble recovery on kickoff coverage against the Gamecocks, but an inadvertent whistle resulted in a re-kick. He tallied one solo tackle in the Hogs' 35-3 win over Ole Miss. He earned two tackles (one solo) against Mississippi State. He tallied two solo tackles and the first pass deflection of his career in the Razorbacks' season-ending loss to No. 12 LSU.

HIGH SCHOOL CAREER: A two-sport standout at Stephenson High School for Coach Ron Gartrell, he originally signed with Georgia before inking with the Razorbacks in June 2004. SuperPrep selected him to both its All-America and All-Dixie teams. He was named to The Atlanta Journal-Constitution's Super 11 team, Super Southern 100 squad and 5A all-state team. He also earned all-state accolades from the Georgia Sports Writers Association. He played cornerback as a freshman and sophomore, but moved to safety as a junior and senior. Rivals.com included him in its Southeast Elite and Georgia Top 50 squads and ranked him as the No. 10 athlete in the nation and the No. 9 overall player in Georgia. Fox Sports Net and The Insiders.com named him to their All-Southern first teams. TheInsiders.com also included him on its South Hot 100 listing. As a senior, he scored two rushing touchdowns, had one punt return for a touchdown of 78 yards, one kickoff return for a score of 97 yards and one interception return for a touchdown. He was selected to play in Georgia's North-South All-Star game. As a senior he was named to the USA Today All-USA Boys Track and Field team. He won the Class 5A 100-meter (10.57) and 200-meter dash (21.23) state titles as a junior. He was also a member of a state championship 400-meter relay. He defended his 100-meter crown (10.71) as a senior while finishing second (21.44) in the 200-meter dash.

PERSONAL: Born March 30, 1986, he is the son of Victoria Grant. He is enrolled in the Fulbright College of Arts and Sciences and is majoring in sociology.

RETURNING RAZORBACKS — PLAYERS

2007





UNIVERSITY OF ARKANSAS

Michael Grant's Career Statistics

TACKLES	G/GS	UA-A	Total	TFL-Yds	Sacks-Yds	PD	FF-FR	Int-Yds
2004	11/1	24-5	29	2.0-7	0-0	1	0-0	0-0
2005	11/0	13-9	22	2.0-15	1.0-13	10	1-0	3-0
2006	9/9	29-12	41	1.0-50	0.0-0	6	0-0	3-0
TOTALS	31/10	66-26	92	5.0-72	1.0-13	17	1-0	6-0

2004

Date	Opponent	UA-A	Total	TFL-Yds	Sacks-Yds	PD	Int-Yds
9/4	New Mexico St.	2-0	2	0-0	0-0	0	0-0
9/11	Texas	0-0	0	0-0	0-0	0	0-0
9/18	vs. ULM+	2-1	3	0-0	0-0	0	0-0
9/25	Alabama	1-0	1	0-0	0-0	0	0-0
10/2	at Florida	2-0	2	1.0-4	0-0	0	0-0
10/16	at Auburn	4-2	6	0-0	0-0	0	0-0
10/23	Georgia	7-1	8	0-0	0-0	0	0-0
11/6	at South Carolina	2-0	2	1.0-3	0-0	0	0-0
11/13	Ole Miss	1-0	1	0-0	0-0	0	0-0
11/20	at Miss. State	1-1	2	0-0	0-0	0	0-0
11/26	LSU+	2-0	2	0-0	0-0	1	0-0

2005

Date	Opponent	UA-A	Total	TFL-Yds	Sacks-Yds	PD	Int-Yds
9/3	Missouri State	2-0	2	0-0	0-0	1	1-0
9/10	Vanderbilt	1-2	3	0-0	0-0	1	0-0
9/17	at USC	1-0	1	0-0	0-0	0	0-0
9/24	at Alabama	2-1	3	0-0	0-0	1	0-0
10/8	ULM+	2-2	4	0-0	0-0	0	0-0
10/15	Auburn	0-0	0	0-0	0-0	0	0-0
10/22	at Georgia	0-1	1	0-0	0-0	0	1-0
11/5	South Carolina	1-1	2	0-0	0-0	3	0-0
11/12	at Ole Miss	0-1	1	0-0	0-0	1	0-0
11/19	Miss. State+	3-0	3	2.0-15	1.0-13	0	1-0
11/25	at LSU	1-1	2	0-0	0-0	0	0-0

2006

Date	Opponent	UA-A	Total	TFL-Yds	Sacks-Yds	PD	Int-Yds
9/2	USC	4-2	6	0-0	0-0	0	0-0
9/9	Utah State	2-2	4	0-0	0-0	0	0-0
9/16	at Vanderbilt	6-1	7	0-0	0-0	0	0-0
9/23	Alabama	3-2	5	0-0	0-0	0	0-0
10/7	at Auburn	4-1	5	0-0	0-0	0	0-0
10/14	SE Mo State	1-0	1	0-0	0-0	1	0-0
10/21	Ole Miss	4-0	4	0-0	0-0	1	0-0
10/28	vs. ULM+	3-4	7	1.0-50	0-0	1	3-0
11/4	at S. Carolina	2-0	2	0-0	0-0	0	0-0
11/11	Tennessee	DNP-Inj					
11/18	at Miss. State	DNP-Inj					
11/24	LSU+	DNP-Inj					
12/2	Florida%	DNP-Inj					
1/1/07	Wisconsin&	DNP-Inj					

+Little Rock, Ark.; %2006 SEC Championship Game; &2007 Capital One Bowl

PLAYERS | RETURNING RAZORBACKS

98

DT, 6-1, 292, JR-1L
Wynne, Ark.
(Wynne)

CORD GRAY

OUTLOOK: Gray was solid in his role as a reserve behind Keith Jackson Jr. last season at defensive tackle. Jackson has moved on and Gray will have an opportunity to earn more snaps at that position in 2007. He has the skills, but must maintain his intensity to garner even more playing time. Gray is listed behind Ernest Mitchell at left tackle on the pre-season depth chart. He also will likely see time in the defensive tackle rotation at right tackle.

2006: Gray played in 13-of-14 games as a reserve at right defensive tackle behind Keith Jackson Jr. He logged snaps in every game with the exception of the Capital One Bowl against No. 7 Wisconsin. He tallied 20 tackles on the season, including nine solo stops and one tackle for loss (-3). He also registered a quarterback hurry. - He played seven snaps against Southern California and made one assisted tackle. He then played eight

snaps against Utah State, but did not earn a tackle. Gray recorded his second assist of the season in seven plays at Vanderbilt. He played a season-high 11 snaps in the Razorbacks' double-overtime win over No. 22 Alabama, recording one solo tackle and two assists for a career-best three tackles. Gray logged six snaps at No. 2 Auburn and made an assisted tackle. He recorded a career-high four tackles - all solo - with a TFL (-3). For the second-consecutive week, Gray tallied a career-high four tackles with three solo stops against Ole Miss. He was active in the Hogs' 44-10 win over Louisiana-Monroe with two tackles in 11 snaps and aquarterback hurry. Gray played but did not record any statistics at South Carolina. He saw limited action against Tennessee and did not record a tackle. Gray played significant snaps at Mississippi State, logging two assisted tackles. Gray made two assisted tackles in limited action vs. No. 9 LSU. He played in the SEC Championship Game against No. 4 Florida but did not make a tackle.

2005: He played in three games as a true freshman for the Razorbacks. He logged time against No. 1 USC, Alabama and Louisiana-Monroe. He didn't earn a tackle in his brief playing stint as a Razorback rookie.

HIGH SCHOOL CAREER: He was named to the Arkansas Democrat-Gazette's All-Arkansas squad and The Associated Press Super Team as a senior. He helped the Wynne Yellowjackets to the Class 4A state championship under Coach Don Campbell. His team also clinched the 4A-East league championship. He led the way for a squad that averaged more than 300 yards per game. He was named as the 4A-East Outstanding Lineman. He also racked up 76 tackles and six sacks on the defensive side of the ball. As a sophomore, he racked up 42 tackles on the defensive side of the ball. He had a personal best of 140-11 in the discus throw. Rivals.com ranked him as the No. 43 defensive tackle in the nation. The same organization also had him as the No. 6 overall player in Arkansas. He recorded a bench press of 335 pounds and a squat lift of 540 pounds as a prepster. He participated in the 2005 Arkansas High School All-Star Game at Donald W. Reynolds Razorback Stadium. In addition to Arkansas, he was recruited by Iowa, Memphis and Tulsa.

PERSONAL: Born Jan. 28, 1987, he is the son of Gary and Wonda Bailey. His full first name is Cordero. He is enrolled in the Fulbright College of Arts and Sciences and is majoring in public administration.

Cord Gray's Career Statistics

TACKLES	G/GS	UA-A	Total	TFL-Yds	Sacks-Yds	PD	FF-FR	Int-Yds
2005	3/0	0-0	0	0.0-0	0-0	0	0-0	0-0
2006	13/0	9-11	20	1.0-3	0.0-0	0	0-0	0-0
TOTAL	16/0	9-11	20	1.0-3	0.0-0	0	0-0	0-0

72

DT, 6-4, 332, JR-SQ
Oneonta, Ala.
(Cullman [Ala.] HS)

CODY GREEN

OUTLOOK: The portrait of a proto-type SEC offensive lineman, Green has never had the chance to show his wares due to a chronic back injury that has plagued him for a majority of his Razorback career to this point. He is blessed with a big body and long arms and has exhibited some natural run-blocking skills in his limited time on the practice field. He had a good spring, but the durability of his back remains a major question heading into the fall. He is listed as the backup to Nate Garner at right tackle on the pre-season depth chart.

2006: He continued to be sideline with a back injury. He saw limited practice snaps, but didn't appear in a game.

2005: He didn't play while tending to a chronic back injury and underwent a second surgery in February 2006.

2004: He spent time in the weight room and on the scout team offense during his redshirt freshman season. He underwent surgery on his back in February 2005.

HIGH SCHOOL CAREER: He earned first-team all-region honors and honorable mention all-state 5A accolades as a senior for Coach Mark Britton at Cullman High School. He helped clear the way for an offense that scored 342 points in 12 games. He played only his senior season at Cullman High School after transferring from Oneonta HS. He was a three-time all-county selection and was named to the All-Metro Birmingham squad in both his junior and senior seasons. He was named a first-team all-state selection as a junior. He was ranked in the top five offensive linemen in Alabama in both the presea-



RAZORBACK FOOTBALL



son and following his senior campaign. He was selected to play in the 2004 Alabama-Mississippi All-Star Game. He attended the same high school as current Razorback offensive tackle Zac Tubbs. Max Emfinger had him rated as the No. 49 offensive tackle in the nation. He was also recruited by Alabama, Florida, UAB and Southern Miss.

PERSONAL: Born Jan. 14, 1986, he is the son of Monica Green. He is enrolled in the Fulbright College of Arts and Sciences and is majoring in sociology.

42

SLB, 6-3, 225, FR-RS
Allen, Texas
(American Heritage Academy)

CHIP GREGORY

OUTLOOK: Gregory's true freshman campaign was sidetracked early in 2006. He suffered a dislocated shoulder on the first day of full pads last August and didn't see much meaningful practice time after he returned. He will be looking to gain much needed practice snaps at linebacker this fall. He appears to possess all the tools for the position, but will need to become more physical to earn playing time this fall. He is listed as the top reserve behind Freddie Fairchild at sam (strong-side) linebacker on the pre-season depth chart. He will also be a prime candidate for special teams work.

2006: He was expected to compete for playing time as a reserve, but an unusual accident in practice and the ensuing injury slowed his progress early in pre-season camp. Gregory dislocated his left shoulder while participating in a drill with a blocking sled. Following his recovery, UA coaches decided to redshirt him. He worked with the scout team defense last fall.

HIGH SCHOOL CAREER: He earned third-team 2005 preseason All-Texas honors from Dave Campbell's Texas Football prior to his senior season. He led the Stars to a 12-1 record and the TAPPS state championship. In the 27-20 win over Cedar Hill (Texas) Trinity Christian, he tallied two interceptions and one touchdown. He rushed 35 times for 503 yards and seven touchdowns as a senior. He also hauled in 13 catches for 274 yards and four scores. He finished third on his team in scoring with 66 points. As a junior, he spent time at free safety and cornerback on defense, wide receiver on offense and logged extensive time on special teams. He earned 70 tackles and three interceptions on his way to all-state honors. Offensively, he tallied 287 yards and three touchdowns on 36 carries. He also earned 201 yards and three touchdowns on 16 receptions. He helped lead his team to a 9-3 record and a berth in the state semifinals. He attended Plano (Texas) East High School as a freshman before transferring to Carrollton (Texas) American Heritage Academy and playing for Coach Bob Giesey. The Dallas Morning News ranked him as the No. 40 player on its all-area team and the No. 91 overall prospect in the state of Texas. Rivals.com ranked him as the No. 58 athlete in the nation. The same outlet also ranked him as the No. 91 prospect in Texas. He was named all-district in basketball as a junior after averaging 16.2 points per game. He earned all-state honors in track and field as a member of the 4x400-meter relay team. He posted a 39-inch vertical leap and could squat 500 pounds as a prepster. He has four younger brothers. He was also recruited by Arizona, Kansas State, Notre Dame, Oklahoma State and Texas A&M.

PERSONAL: Born Nov. 25, 1987, he is the son of Chip Sr. and Gwendolyn Arnold. He is enrolled in the Fulbright College of Arts and Sciences. He was named to the Lon Farrell Academic Honor Roll for Fall 2006.

55

K, 5-10, 155, SO-SQ
Shreveport, La.
(Loyola College Prep)

JOEL HALL

OUTLOOK: He spent the spring competing for the place-kicking position with last year's placement specialist Jeremy Davis. Hall will face Davis again this fall as well as incoming freshman Alex Tejada. Davis and Tejada will be given every opportunity to win the job in pre-season camp. If they both falter, Hall would again be in the mix.

2006: With Stephen Arnold and Jeremy Davis handling place-kicking duties, he didn't see game action.

2005: He redshirted working with both the UA place-kickers and punters in practice.

HIGH SCHOOL CAREER: He was a three-year letterman as a kicker and wide receiver under Coach John Leblanc at Loyola College Prep High School. He was an all-district and all-state kicker in 2003 and 2004 and an all-city kicker in 2004. He recorded two 48-yard field goals in 2004 (the third-longest field goals in school history) and was 9-of-10 on field goals in 2004. While lettering in baseball, he was named all-district in 2003, all-city and district MVP in 2005, and all-state honorable mention in 2005.

PERSONAL: Born Feb. 17, 1987, Hall is the son of Brian and Vickie Hall. He is enrolled in the Sam M. Walton College of Business and is majoring in general business.

39

SS, 6-2, 192, SO-SQ
Richardson, Texas
(Pearce HS)

MATT HARRIS

OUTLOOK: Harris will be looking to make a run at his first collegiate playing time when fall camp convenes in August. He made considerable strides in the right direction last spring, but will have to continue to gain more consistency. He emerged from spring practice as the top reserve at strong safety, but will face some stiff competition for that position from a collection of incoming freshmen. The son of former Dallas Cowboys' star Cliff Harris may also find his way to the field via special teams. He enters pre-season camp as the backup to Matt Hewitt at strong safety.

2006: He worked as a reserve in the secondary in practice, but didn't see game action.

2005: He spent his redshirt season working with the UA scout team defense.

HIGH SCHOOL CAREER: He led his squad to an 8-2 record in his senior season under Coach Bobby Reyes. He racked up 67 tackles including 36 solo stops and 31 assists. He also earned six pass deflections and one interception. He participated in the Coca-Cola All-Star Game in Dallas, Texas. He suffered a broken elbow midway through his junior campaign, but still managed to record 40 tackles, three interceptions and six pass break ups. He helped lead his team to an 8-4 record and a district co-championship. He boasted a 33-inch vertical jump in high school. He competed in track and field during his prep career. He has posted a time of 15.3 in the 110-meter hurdles and a clip of 41.0 in the 300-meter hurdles. He also competed in the pole vault as a sophomore. He was a high school teammate of fellow UA offensive guard Colin Tucker at Pearce HS. In addition to Arkansas, Harris was recruited by Iowa State, SMU and Georgetown.

PERSONAL: Born Dec. 9, 1986, he is the son of Cliff and Cindi Harris. He is the son of former Dallas Cowboys' great Cliff Harris and the nephew of former Razorback defensive back Tommy Harris. His father played football at Ouachita Baptist in Arkadelphia, Ark., before going on to appear in five Super Bowls and six Pro Bowls as a member of the Cowboys. He is enrolled in the Fulbright College of Arts and Sciences and is majoring in communication. He was named to the Lon Farrell Academic Honor Roll for Spring 2007.

55

DT, 6-3, 307, SR-3L
Little Rock, Ark.
(Mills HS / Hargrave Military [Va.] Academy)

MARCUS HARRISON

OUTLOOK: In his time in a Razorback uniform, Harrison has shown clear signs of his potential as an All-SEC performer on the defensive front. However, injuries have hampered the Little Rock native, especially last season when he underwent surgery on his right knee. He suffered another setback last spring when he underwent ACL surgery on April 10 after injuring his left knee. Harrison is battling back, but may not be available for the season opener. He will continue to rehabilitate the

RETURNING RAZORBACKS — PLAYERS

2007





UNIVERSITY OF ARKANSAS

injury in hopes of returning to the field sometime in September. Despite the injury, The Birmingham News named him to its pre-season All-SEC second team while Phil Steele's College Football listed him as the No. 9 defensive tackle in the nation. He is atop the depth chart at right defensive tackle and will be given every opportunity to regain his starting position when he is healthy.

2006: Harrison was a force on the interior of the Hogs' defensive line when he was healthy during the 2006 season. He played in 13 games, starting five contests, but was limited in his role beginning in late September first with a knee injury and then a concussion. He still managed to rack up 42 tackles on the season, including 27 solo stops and 15 assisted stops. He earned 3.5 tackles for loss (-21) and 1.5 sacks (-16). He tallied six quarterback hurries, one pass break up and recovered a fumble. – Harrison opened the season in grand fashion tallying a career-high and team-high 12 tackles, including an astonishing 10 solo stops, against No. 6 USC. For his efforts, he was named the inaugural 2006 Hogwired.com Defensive Player of the Week. Harrison was nearly as effective in the Hogs' second game, as he registered seven tackles, including six solo stops, and a quarterback hurry against Utah State. He collected nine tackles at Vanderbilt, including four solo stops and a TFL (-3). He also earned a team-high five quarterback hurries and broke up a pass. Despite the stellar effort, Harrison suffered a knee injury that sidelined him for the following week. Harrison missed the Alabama game after undergoing knee surgery. He had his right knee scoped on Sept. 25 to remove loose cartilage. He returned to the field just 12 days later to garner two assists on 17 snaps in a 27-10 win over No. 2 Auburn. He saw limited action – just eight snaps – in Arkansas' 63-7 win over Southeast Missouri State. He continued his return to full speed with three tackles, one solo, on 33 plays in a home win over Ole Miss. Harrison sprained his ankle on the first series of the Louisiana-Monroe game. He was not able to start the South Carolina game, but was able to play on a limited basis. He played sparingly in the Razorbacks' win over No. 13 Tennessee after he suffered a concussion in practice earlier in the week. He played on a limited basis at Mississippi State and did not record a tackle. Harrison played his best game since being injured early in the season, logging five total tackles and three solo stops against No. 9 LSU. He saw his most extended playing time since the start of the season in the SEC Championship Game against Florida. He made two tackles and penetrated into the Gators' backfield on several occasions. After nearly a month of rest, he looked fresh in the Razorbacks' bowl game against No. 7 Wisconsin. He earned two tackles, including 1.5 sacks (-16) against the Badgers in the Capital One Bowl.

2005: He became a staple in the middle of the Hogs' defensive line playing in all 11 contests earning nine starts including the final six-consecutive games of the 2005 season. He started his nine games at left defensive tackle. He ranked 10th on the squad with 37 tackles on the season. Of his 37 stops, 20 were of the solo variety and five tackles were for loss (-17), including one sack (-13). He led the team with 15 quarterback hurries, five more than the nearest Razorback defender in that category. He returned his second career fumble recovery for 25 yards in a win over Mississippi State. He was named the Hogwired.com Defensive Player of the Week after both the Vanderbilt and Mississippi State games. – He came off the bench in the season opener and didn't make a tackle against Missouri State. He made the most of his first start of the season against Vanderbilt, racking up a then-career-high nine tackles against the Commodores. He earned his first TFL (-1) of the season and tallied four quarterback hurries in pressuring VU quarterback Jay Cutler. For his efforts, he was named by UA coaches as the Hogwired.com Defensive Player of the Week. He made his second-consecutive start and earned one solo stop at No. 1 USC. He netted two tackles against Alabama before twisting an ankle late in that contest. Despite the injury, he played one of the best games of his career in a non-conference win over Louisiana-Monroe. He garnered five solo tackles and his first sack (-13) of the season. He also recorded two quarterback hurries against the Indians. He made it two solid efforts in a row with a six-tackle performance against Auburn. He earned three solo and three assisted tackles as well as one quarterback hurry against the Tigers. After a one-tackle outing at Georgia, he posted the first multiple-TFL game of the season against South Carolina. He earned a total of five tackles with two tackles for loss (-2) and one quarterback hurry. He collected three tackles and two quarterback hurries in a UA win at Ole Miss. He helped Arkansas to a second-consecutive league win with a quality effort against Mississippi State. He racked up five tackles and one tackle for loss (-1) against the Bulldogs. He also returned a fumble for 25 yards in the first quarter of the Razorbacks' 44-10 victory. His high-stepping 25-yard rumble helped set up a Darren McFadden touchdown on the ensuing offensive drive. For the second time on the season, he earned Hogwired.com defensive player of the week honors. He made his ninth season start at No. 3 LSU, but was not credited with a tackle against the Tigers.

2004: The first Razorback true freshman position player to start a season opener since safety Greg Lasker in 1982, he started 10 of the Razorbacks' 11 games at bandit end. He finished the season with 31 tackles, including 2.5 tackles for loss (-5). He earned at least one tackle in 10 of 11 games including three or more stops in five contests. He tallied a career-high six tackles in the Hogs' 27-10 win over

Alabama. He became the first UA defensive lineman to score a touchdown in seven years (1997) when he returned a fumble 18 yards against No. 6 Georgia. – He earned three solo tackles as the starter at bandit end in his first collegiate game against New Mexico State. He also tallied his first career tackle for loss (-1) in the win over the Aggies. He started, but did not earn a tackle against No. 7 Texas. He made a solo stop against Louisiana-Monroe. He earned a season-high six tackles, including four solo stops, in the Razorbacks' 27-10 win over Alabama. He also earned his first career solo tackle for loss (-1) and pass deflection against the Crimson Tide. He racked up two solo stops in a loss at No. 16 Florida. He tallied two assisted stops and one quarterback hurry in the Razorbacks' loss to No. 4 Auburn. He racked up five solo stops, including one TFL (-3), and returned a fumble 18 yards for a touchdown in a 20-14 loss to No. 6 Georgia. He scooped up a fumble by Bulldogs' quarterback David Greene and returned it for a score in the third quarter. It was the first touchdown by a UA defensive lineman since nose guard Melvin Bradley raced 32 yards with a fumble against South Carolina in 1997. He racked up five tackles in a road loss at South Carolina. Four of his five stops against the Gamecocks were solo tackles. He made three solo tackles and one assisted stop in the Razorbacks' 35-3 win over Ole Miss. He registered an assisted tackle and a quarterback hurry in Arkansas' 24-21 road win at Mississippi State. He earned two solo stops against LSU in the season finale.

HIGH SCHOOL CAREER: Originally signed as a part of the 2003 Arkansas signing class, he spent a year at Hargrave Military Academy playing for Coach Robert Prunty before coming to Fayetteville. He was rated as the No. 11 nose tackle in the nation by Max Emfinger. As a senior, he was a member of The Associated Press Super Team as a defensive tackle. He recorded 40 tackles and two sacks as a junior. He also snared nine passes as a tight end. He recorded an 8-foot, 2-inch standing broad jump and 28-inch vertical jump in high school. He was a high school teammate of current Razorbacks Elston Forte and Farod Jackson. Coming out of high school, he was ranked as the No. 4 overall player in Arkansas and the No. 29 defensive tackle in the nation by Rivals.com. TheInsiders.com ranked him as the No. 77 defensive tackle in the country. He was also rated the No. 72 player in the Southwest by Tom Lemming and given a three-star rating by Forrest Davis. He was SuperPrep's No. 6 player in Arkansas and Heartland Recruiting's No. 90 player in the Big 12 region. He was selected to PrepStar's All-Region IX Team. He was also recruited by Oklahoma and Tennessee.

PERSONAL: Born July 10, 1984, he is the son of Calvin and Michelle Harrison. He is enrolled in the Fulbright College of Arts and Sciences and is majoring in sociology. He was named a Hard Working Hog for the 2005-06 academic year.

TACKLES	G/GS	UA-A	Total	TFL-Yds	Sacks-Yds	PD	FF-FR	Int-Yds
2004	11/10	22-9	31	2.5-5	0-0	1	0-1	0-0
2005	11/9	20-17	37	5.0-17	1.0-13	0	0-1	0-0
2006	13/5	27-15	42	3.5-21	1.5-16	1	0-1	0-0
TOTALS	35/24	69-41	110	11.0-43	2.5-29	2	0-3	0-0

2004								
Date	Opponent	UA-A	Total	TFL-Yds	Sacks-Yds	PD	Int-Yds	
9/4	New Mexico St.	1-2	3	0.5-1	0.0-0	0	0-0	
9/11	Texas	0-0	0	0.0-0	0.0-0	0	0-0	
9/18	vs. ULM+	1-0	1	0.0-0	0.0-0	0	0-0	
9/25	Alabama	4-2	6	1.0-1	0.0-0	1	0-0	
10/2	at Florida	2-0	2	0.0-0	0.0-0	0	0-0	
10/16	at Auburn	0-2	2	0.0-0	0.0-0	0	0-0	
10/23	Georgia	5-0	5	1.0-3	0.0-0	0	0-0	
11/6	at South Carolina	4-1	5	0.0-0	0.0-0	0	0-0	
11/13	Ole Miss	3-1	4	0.0-0	0.0-0	0	0-0	
11/20	at Miss. State	0-1	1	0.0-0	0.0-0	0	0-0	
11/26	LSU+	2-0	2	0.0-0	0.0-0	0	0-0	
2005								
Date	Opponent	UA-A	Total	TFL-Yds	Sacks-Yds	PD	Int-Yds	
9/3	Missouri State	0-0	0	0.0-0	0.0-0	0	0-0	
9/10	Vanderbilt	3-6	9	1.0-1	0.0-0	0	0-0	
9/17	at USC	1-0	1	0.0-0	0.0-0	0	0-0	
9/24	at Alabama	1-1	2	0.0-0	0.0-0	0	0-0	
10/8	ULM+	5-0	5	1.0-13	1.0-13	0	0-0	
10/15	Auburn	3-3	6	0.0-0	0.0-0	0	0-0	
10/22	at Georgia	1-0	1	0.0-0	0.0-0	0	0-0	
11/5	South Carolina	3-2	5	2.0-2	0.0-0	0	0-0	
11/12	at Ole Miss	2-1	3	0.0-0	0.0-0	0	0-0	
11/19	Miss. State+	1-4	5	1.0-1	0.0-0	0	0-0	
11/25	at LSU	0-0	0	0.0-0	0.0-0	0	0-0	

2007 PLAYERS RETURNING RAZORBACKS



RAZORBACK FOOTBALL



2006	Date	Opponent	UA-A	Total	TFL-Yds	Sacks-Yds	PD	Int-Yds
	9/2	USC	10-2	12	0.0-0	0.0-0	0	0-0
	9/9	Utah State	6-1	7	1.0-2	0.0-0	0	0-0
	9/16	at Vanderbilt	4-5	9	1.0-3	0.0-0	1	0-0
	9/23	Alabama	DNP-Injured					
	10/7	at Auburn	0-2	2	0.0-0	0.0-0	0	0-0
	10/14	SE Mo State	0-0	0	0.0-0	0.0-0	0	0-0
	10/21	Ole Miss	1-2	3	0.0-0	0.0-0	0	0-0
	10/28	vs. ULM+	0-0	0	0.0-0	0.0-0	0	0-0
	11/4	at S. Carolina	0-0	0	0.0-0	0.0-0	0	0-0
	11/11	Tennessee	0-0	0	0.0-0	0.0-0	0	0-0
	11/18	at Miss. State	0-0	0	0.0-0	0.0-0	0	0-0
	11/24	LSU+	3-2	5	0.0-0	0.0-0	0	0-0
	12/2	Florida%	2-0	2	0.0-0	0.0-0	0	0-0
	1/1/07	Wisconsin&	1-1	2	1.5-16	1.5-16	0	0-0

+Little Rock, Ark.; %2006 SEC Championship Game; &2007 Capital One Bowl

2006: Henry continued to work with the Razorback offense in practice, but didn't see game action.

2005: He worked at tight end on the UA scout team offense during his redshirt season.

HIGH SCHOOL CAREER: He was a two-year letter winner as a tight end under Coach Bernie Cox at Central High School. He also punted during his high school career. He was honored as an all-conference tight end. He served as a team captain in his senior season. He averaged 52 yards a kick on three punts against Little Rock Catholic in 2004. He also lettered in basketball for Central.

PERSONAL: Born April 3, 1987, he is the son of Cliff and Judy Henry. His father was a four-year football letter winner and safety at UA (1978-81) and earned the Crip Hall Award for the most outstanding Razorback senior in a Homecoming game in 1981. His mother was a high school All-American gymnast and went on to earn four letters as team captain at the University of Central Arkansas (1977-80). His great grandfather played football and basketball at UA (1923-24). Henry is enrolled in the Fulbright College of Arts and Sciences and is majoring in marketing management. He was named to the Lon Farrell Academic Honor Roll for the 2005-06 academic year. He was also named a Hard Working Hog for the 2005-06 academic year.

76

OT, 6-5, 300, FR-RS
Pocahontas, Ark.
(Pocahontas)

JIM HART

OUTLOOK: Hart will have to regain some momentum in the weight room and on the practice field after undergoing knee surgery last fall. He may need another year to prep himself for competition at offensive tackle. However, with a young and inexperienced line he could work his way into a more advantageous position as the fall continues. The Pocahontas native is listed behind Nate Garner and Cody Green at right tackle on the pre-season depth chart.

2006: He spent his first year on campus working in the weight room and with the UA scout team offense. He watched and learned from senior offensive tackles Zac Tubbs and Tony Ugoh during his redshirt season. He underwent surgery on his left knee to repair a prior ACL sprain and to clean up loose cartilage.

HIGH SCHOOL CAREER: His senior season at offensive tackle was cut in half when he suffered an ACL and MCL injury after seven games. He did not play the rest of the season for Coach Dave Williams but helped jump start his prep squad to a 5-0 start before he was injured. Prior to his senior season, The Jonesboro Sun named him the Best Under the Sun (local top 25 players listing). As a junior, he racked up 85 pancake blocks as a tight end in earning all-conference and all-region honors. He helped lead his team to a 9-2 record in his junior campaign. As a sophomore, he earned honorable mention all-conference honors. He competed in basketball in his freshman and sophomore years in high school. He was selected to play in the Max Emfinger All-Star Game in Shreveport, La., but did not play due to the injury suffered in his senior season. He was ranked as the No. 3 prospect in Arkansas by Rivals.com and the No. 4 player in the state by HogsSports.com. He was also ranked as the No. 19 offensive lineman in the nation by Rivals.com. Ranked the No. 81 offensive lineman in the nation by Scout.com, he was also rated as the No. 4 overall prospect by Scout.com and Hogs Illustrated. He recorded a 350-pound bench press and a 420-pound squat lift in high school. He was also recruited by Mississippi State, Tennessee, Ole Miss, Duke, Vanderbilt and Notre Dame.

PERSONAL: Born April 1, 1988, he is the son of Jimmie Hart and Bridget Tedder. He is enrolled in the Fulbright College of Arts and Sciences.

76

TE, 6-3, 225, SO-SQ
Conway, Ark.
(Little Rock [Ark.]
Central HS)

JOSEPH HENRY

OUTLOOK: A third-generation Razorback football player, he will attempt to break into the rotation at tight end in 2007. That may prove to be a tall order with Andrew Davie, Ben Cleveland and Lance Thompson already seasoned at the position. Henry will continue to work on the practice field and in the weight room with the prospects of playing time down the line.

31

SS, 6-3, 215, SR-1L
Englewood, N.J.
(Dwight Morrow HS /
Alfred State CC)

MATT HEWITT

OUTLOOK: Hewitt arrived on the Arkansas campus as a safety, but was pressed into duty at linebacker last season when Freddie Fairchild suffered a season-ending injury in the Razorbacks' second game. He was up to the task stepping into the starting role and giving the Hogs a more than adequate substitute. A year later, however, a more seasoned linebacker group coupled with the loss of Randy Kelly resulted in Hewitt heading back to the secondary last spring. He has a knack for making a play on the ball and gives the Razorbacks much needed size in the defensive backfield. He has shown he can compete in the Southeastern Conference and he enters pre-season camp as the Razorbacks' starter at strong safety.

2006: Hewitt entered the season as a reserve at free safety behind Michael Grant. However, a season-ending injury to linebacker Freddie Fairchild resulted in a change in position for the junior college transfer after only three games. He blossomed almost immediately at linebacker starting his first collegiate game at his new position at Alabama. He went on to start eight of the Razorbacks' 14 games racking up 63 tackles, including 32 solo and 31 assisted stops. His 63-tackle total tied for seventh among Razorback defenders. He made 58 tackles in 11 games at sam linebacker (eight starts). He had at least six tackles in seven of his eight starts at linebacker. He earned three tackles for loss (-10), four quarterback hurries and one pass break up on the season. - Hewitt played eight snaps at safety in his Arkansas debut against Southern California, recording a solo tackle. Against Utah State, he logged 19 snaps and collected two tackles. Hewitt again logged 19 snaps and made two stops in Arkansas' win at Vanderbilt. With the Razorbacks thin at linebacker due to the loss of Fairchild, Hewitt made the move to sam linebacker. Hewitt made the first start of his Razorback career against No. 22 Alabama. He made nine tackles, broke up a pass and recorded a quarterback hurry in the standout effort against the Crimson Tide. Hewitt followed that effort with a career-best 10 tackles at No. 2 Auburn in the Hogs' upset win. He earned three solo and seven assisted stops against the Tigers. Hewitt tied for a game-high six tackles against Southeast Missouri State. He earned four solo stops and a quarterback hurry in the blowout victory. Hewitt notched his second double-digit tackle performance of the season and his second in four games at sam linebacker with 10 stops against Ole Miss. He tallied six solo and four assisted tackles against the Rebels. Hewitt netted the Razorbacks their first safety in four years against Louisiana-Monroe with a tackle for loss in the end zone. He totaled eight tackles and two TFL (-5) against the Warhawks. Hewitt played but did not start against South Carolina. He saw only limited action with the Hogs playing mostly nickel and dime packages with the Gamecocks throwing the ball on almost every down. He notched three solo and three assisted tackles along with a TFL (-5) in a win over No. 13 Tennessee. Hewitt logged five tackles (four assisted) in the first quarter of the Mississippi State game before spraining his knee and missing the remainder of the game. Hewitt was able to start the LSU game after suffering a sprained knee at Mississippi State, but he wasn't at full speed. His limited mobility held him to just one assisted tackle against the Tigers. Hewitt did not start as the Hogs opened in a dime formation, but he did tally three total tackles, including two solo stops, against Florida in the 2006 SEC Football Championship Game. He saw action against No. 7 Wisconsin in the Capital One Bowl. He didn't earn a tackle, but did register a quarterback hurry against the Badgers.

RETURNING RAZORBACKS | PLAYERS 2007





UNIVERSITY OF ARKANSAS

PRIOR TO ARKANSAS: He was an honorable mention NJCAA All-America selection and a first-team All-Northeastern Conference selection as a sophomore at Alfred State for Coach Mick Caba. He earned defensive player of the week honors twice as a sophomore. He made 87 tackles and one sack as a sophomore in only eight games to lead the Northeast Football Conference with an average of 10.9 stops per game. He also averaged 6.9 yards per punt return. He helped ASCC finish 5-5 in 2005. As a freshman, he led the league with 103 tackles while adding four interceptions and three fumble recoveries. He was also recruited by Purdue, Michigan State and Illinois.

PERSONAL: Born July 24, 1986, he is the son of Horace and Magdalene Hewitt. His brother, Chris, was a two-time All-Conference USA defensive back at the University of Cincinnati and played four years in the NFL with the New Orleans Saints. He now serves as the director of speed and skill development at Rutgers University. Matt is enrolled in the Fulbright College of Arts and Sciences and is majoring in sociology. He was named to the Lon Farrell Academic Honor Roll for Fall 2006.

Matt Hewitt's Career Statistics

TACKLES	G/GS	UA-A	Total	TFL-Yds	Sacks-Yds	PD	FF-FR	Int-Yds
2006	14/8	32-31	63	3.0-10	0.0-0	1	0-0	0-0
TOTALS	14/8	32-31	63	3.0-10	0.0-0	1	0-0	0-0

Career Game-by-Game

Date	Opponent	UA-A	Total	TFL-Yds	Sacks-Yds	PD	Int-Yds
9/2	USC	1-0	1	0-0	0-0	0	0-0
9/9	Utah State	1-1	2	0-0	0-0	0	0-0
9/16	at Vanderbilt	1-1	2	0-0	0-0	0	0-0
9/23	Alabama	5-4	9	0-0	0-0	1	0-0
10/7	at Auburn	3-7	10	0-0	0-0	0	0-0
10/14	SE Mo State	4-2	6	0-0	0-0	0	0-0
10/21	Ole Miss	6-4	10	0-0	0-0	0	0-0
10/28	vs. ULM+	5-3	8	2.0-5	0-0	0	0-0
11/4	at S. Carolina	0-0	0	0-0	0-0	0	0-0
11/11	Tennessee	3-3	6	1.0-5	0-0	0	0-0
11/18	at Miss. State	1-4	5	0-0	0-0	0	0-0
11/24	LSU+	0-1	1	0-0	0-0	0	0-0
12/2	Florida%	2-1	3	0-0	0-0	0	0-0
1/1/07	Wisconsin&	0-0	0	0-0	0-0	0	0-0

+Little Rock, Ark.; %2006 SEC Championship Game; &2007 Capital One Bowl

PLAYERS | RETURNING RAZORBACKS



OUTLOOK: One of the most versatile offensive weapons on the roster, Arkansas suffered down the stretch in 2006 when Hillis wasn't available due to a deep thigh bruise. A punishing blocker, a powerful runner and a natural pass catcher, he will most likely be utilized at fullback, H-back, tailback, tight end, wide receiver and punt returner at some point during the upcoming season. If that isn't enough, he may return to special teams where he was dominant on the kickoff coverage team early in the 2006 season. Rated the No. 1 fullback in the nation by Phil Steele's College Football, he was also recognized as the best blocking back in the Southeastern Conference by The Birmingham News. He will help clear the way for Arkansas' stable of tailbacks and will get an opportunity to get his hands on the ball out of a variety of formations. He enters pre-season camp as the Razorbacks' top fullback and a prime candidate to return punts.

2006: Hillis was turning in a solid junior campaign before a deep thigh bruise sidelined the versatile running back for the final four games of the season. He appeared in the Razorbacks' first 10 games, earning a start in nine contests. He was slated to start the Alabama game as well, but was injured on the opening kickoff. He rushed 13 times for 57 yards and one touchdown on the season. He was an effective target out of the backfield in the passing game as he hauled in 19 receptions for 159 yards. His 19 catches tied for second on the squad while his 159 yards ranked third. When he was healthy, he was also the Hogs' primary punt returner. He returned eight punts for 92 yards and one kickoff for 18 yards. His contributions were not limited to the offensive side of the ball. He recorded three tackles in the first two games of the season as a member of the UA special teams. - Hillis racked up 48 all-purpose yards in the Razorbacks' season opener against USC. He rushed three times for 16 yards, caught a pass for 14 yards and returned a kickoff for 18 yards against the Trojans. He also tallied a solo tackle on special teams against USC. He earned his second start at fullback in the Utah State game. For the third-consecutive game, he garnered the starting nod at fullback in the Hogs'

win at Vanderbilt. He didn't have a rushing attempt and hauled in only one pass for a loss of five yards. He returned one punt for nine yards in the Razorbacks' conference opener. He saw the field for one play against No. 22 Alabama. He appeared on the kickoff coverage team on the opening kick, but did not return to the game while nursing a deep bruise on his left thigh. Hillis returned to the field making a start at fullback against No. 2 Auburn. He snared two passes for 21 yards with both going for first downs against the Tigers. He tallied a 14-yard and a nine-yard gain in the victory. He earned a season-high four carries for 23 yards and hauled in one catch for five yards in the Razorbacks' 63-7 win over Southeast Missouri State. Hillis turned in runs of 2, 3, 6 and 12 yards. He also earned two first downs on his four carries. Hillis garnered Hogwired.com Offensive Player of the Week honors for his performance in Arkansas' 38-3 win over Ole Miss. He made a season-high six catches for 43 yards in the Razorbacks' victory over the Rebels. His reception resume included gains of 6, 7, 8, 9 and 13 yards. Three of the Conway, Ark., product's six catches netted first downs. Hillis also rushed twice for seven yards and a touchdown. He scored his first touchdown of the season on a one-yard run in the second quarter. He turned in what Arkansas head coach Houston Nutt called one of his "best games" as a Razorback in a non-conference win over Louisiana-Monroe. He was instrumental in the Hogs' 331-yard rushing attack clearing the way for a pair of 100-yard rushers (Felix Jones and Darren McFadden) with five knockdown blocks. He rushed twice for six yards against the Warhawks. He also snared two passes for 18 yards and returned one punt for 13 yards in the victory. Hillis was sensational as a blocking back and out of the backfield in Arkansas' 26-20 win over South Carolina. He made a key block on McFadden's 43-yard run in the first quarter. Hillis made two catches for 18 yards and returned one punt for 12 yards against the Gamecocks. He rushed once for four yards and returned one punt for no gain in the Hogs' 31-14 win over No. 13 Tennessee before leaving the game with a deep (right) thigh bruise. Hillis suffered the injury on a fair catch on a punt against the Volunteers. Before leaving the game, he helped clear the way for McFadden's 181 yards rushing. He sat out the Mississippi State, LSU and SEC Championship games due to the thigh bruise suffered in the Tennessee game. He also didn't appear in Arkansas' match-up with No. 7 Wisconsin in the Capital One Bowl.

2005: He was one of the Hogs' most productive offensive weapons accounting for 947 all-purpose yards in 11 games. He averaged 86.1 yards per game with 36.5 coming on receptions, 28.6 rushing, 15.0 on punt returns and 5.9 on kickoff returns. That total ranked him third on the squad. He started nine of 11 games at the fullback/H-back position. Despite coming out of the backfield, he led the team with 38 receptions for 402 yards and four touchdowns. He became the first Razorback running back to lead the Hogs in receptions since Gary Anderson in 1982. He ranked ninth in the SEC with 3.45 receptions per game. His 402 yards and four scores ranked second on the team. He made at least one reception in all 11 games and three or more catches in nine contests, including a career-high seven receptions for 81 yards against Auburn. He ranked fourth on the team with 315 yards rushing and three scores for an average of 28.6 yards per game on the ground. He earned his first 100-yard rushing game of his career with a 135-yard and three-touchdown effort against Missouri State. He ranked fourth in the SEC and No. 32 in the nation with a 10.3-yard punt return average after returning 16 punts for 165 yards. He also returned three kickoffs for 65 yards and a 21.7-yard average. He also proved effective in special teams' duty earning four tackles on the Razorbacks' kickoff coverage squad. - He came charging out of the gates with the best rushing game of his career when he racked up 135 yards and three touchdowns on 14 carries in the Razorbacks' season opener against Missouri State. He scored on a season-long run of 32 yards for the Hogs' first score of the season and then followed it up with a pair of fourth-quarter touchdowns covering one and four yards. He also recorded one reception for three yards, one kickoff return for 22 yards and his first special teams tackle of his career. He rushed 15 times for 39 yards while catching four balls for 60 yards and a 16-yard touchdown against Vanderbilt. He also hauled in a 29-yard reception against the Commodores. He narrowly missed on completing his first pass attempt when his toss eluded Marcus Monk on a trick play. He earned 19 yards on the ground on eight carries in a road loss at No. 1 USC. He continued to produce through the air with three catches for 22 yards. Two of his three catches resulted in first downs against the Trojans. He also assumed the starting role as the Hogs' punt returner with one return for four yards. He rushed nine times for 54 yards and caught two passes for five yards against Alabama. He also returned one kickoff for 20 yards and two punts for 19 yards against the Crimson Tide. He racked up 98 all-purpose yards in a non-conference win over Louisiana-Monroe. He earned 15 yards on five carries, 36 yards on three receptions and 25 yards on a pair of punt returns against the Indians. He had a career day catching the football with seven receptions for 81 yards, including a 29-yarder, against Auburn. He also carried the ball four times for eight yards and had a 27-yard punt return in earning Hogwired.com Special Teams Player of the Week honors. He racked up 90 all-purpose yards against Georgia with five catches for 41 yards, two rushes for three yards, a 23-yard kickoff return and 23 yards on four punt returns. He hauled in his second receiving touchdown of the season on a four-yard pass from Casey Dick in the second quarter against South Carolina. He was named the Hogwired.com Special Teams Player of the Week following the Razorbacks' win at Ole Miss. He accounted for two special teams tackles and returned three punts for 34 yards with a long of 27. He also caught four passes for 41 yards from his fullback position including a four-yard touchdown pass to give the Razorbacks the lead for good in the fourth quarter. He rushed three times for 14 yards. Against Mississippi State, he once again turned in an outstanding all-around game with 28 yards rushing on five carries, three receptions for 44 yards and a touchdown, and two punt returns for 23 yards. His



RAZORBACK FOOTBALL



receiving touchdown came on a 15-yard toss from Dick in the second quarter of the UA victory. In the Hogs' season finale at No. 3 LSU, he collected three receptions for 58 yards including a career-long 45-yard catch on a ball thrown by UA wide receiver Cedric Washington. The long pass play set up a UA touchdown early in the fourth quarter to draw the Razorbacks to within two points of the Tigers.

2004: He turned in a solid true freshman campaign rushing 63 times for 240 yards and six touchdowns while playing at both fullback and tailback. His 24.00 rushing yards per game average rated him 26th in the SEC. He also hauled in 12 passes for 97 yards and two scores. He earned at least one carry and one reception in the same game six times on the season. He ranked fourth in the SEC in touchdowns scored with eight total scores and 11th in the league in scoring (4.80 ppg.). He tied Thomas Brown of Georgia for the most touchdowns by a conference freshman. He was off to a torrid start scoring a touchdown in each of his first four collegiate games before sustaining an injury against Florida. He was thought to be out for at least 6-8 weeks after suffering a fracture of the transverse processes of the L1, L2 and L3 vertebrae against the Gators. However, he returned to play three snaps against Georgia only three weeks after the injury. He tied for the team lead in rushing touchdowns with Matt Jones and De'Arrius Howard. He scored a touchdown in six of the 10 games he played as a freshman. — He rushed nine times for 32 yards and a pair of touchdowns (1, 2) in his collegiate debut against New Mexico State. He also returned a kickoff 10 yards against the Aggies. He tied for the team lead with three catches for 15 yards against No. 7 Texas. He rushed three times for 10 yards including an eight-yard touchdown run against the Longhorns. He earned his fourth rushing touchdown of the season on a one-yard run against Louisiana-Monroe. He also caught three passes for 25 yards and returned three kickoffs for 72 yards against the Indians. He rushed 10 times for 34 yards and a touchdown in the Razorbacks' 27-10 win over Alabama. He also hauled in an 18-yard touchdown reception against the Crimson Tide. He was knocked out of the Florida game after getting hit in the back with a helmet in the Hogs' loss at Gainesville. He fractured three transverse processes (L1, L2, L3) in his back and was originally slated to be sidelined for six to eight weeks. Before leaving the game in the first half, he rushed five times for 14 yards and hauled in one pass for 10 yards. He did not play due to injury against No. 4 Auburn. He returned earlier than anticipated from an injury, but was limited to three snaps against No. 6 Georgia. He earned his first career start at fullback against the Bulldogs. He made one catch for 10 yards and a first down. He did not carry the ball against Georgia. He rushed six times for eight yards in a 35-32 loss at South Carolina. For only the second time on the season, he did not earn a reception. He earned a career-high 18 rushes for 64 yards against Ole Miss. He scored his first touchdown in four games on a one-yard run on the Hogs' opening drive of the game. He also recorded a season-long rush of 12 yards against the Rebels. He rushed six times for 11 yards and made one catch for six yards in Arkansas' 24-21 road win at Mississippi State. In the season finale against LSU, he rushed five times for 66 yards including a long run of 42 yards. He also caught one pass for 17 yards and returned three kickoffs for 46 yards against the Tigers.

HIGH SCHOOL CAREER: One of the nation's top recruits, he rushed for 2,631 yards and 29 touchdowns, including nine touchdowns of more than 55 yards, on 261 carries for an average of 10.1 yards per carry in his senior season. His 2,631 yards was the second highest single-season total in Class 5A history trailing only former Razorback De'Arrius Howard (2,746). He earned 100 yards or more in all 12 games as a senior. He also caught 12 passes for 172 yards and a touchdown. He rushed for 384 yards and four touchdowns in a win over Russellville as a senior for Coach Kenny Smith. He was named the Arkansas Democrat-Gazette Offensive Player of the Year as a senior. He was also named to the Arkansas Democrat-Gazette All-Arkansas Team as both a junior and a senior. He was also a member of The Associated Press Arkansas Super Team and was named to the Fox Sports Net "All-South" first-team offense. He won the Landers Award, recognizing the top high school football player in Arkansas. He earned consensus all-conference, all-state and All-Arkansas honors as a junior and a senior. He racked up 1,427 yards and 17 touchdowns as a junior. He also snared 10 receptions for 143 yards and two touchdowns. A SuperPrep All-American, he was ranked as both the top fullback in the nation and the top prospect in Arkansas by Rivals.com. He was also ranked as the No. 44 prospect in the Southeast by Rivals.com. Max Emfinger had him as the top fullback prospect in the nation. Tom Lemming ranked him as the No. 44 overall player in the nation's top 100 prep players. The Insiders.com ranked him as the No. 79 prospect and the No. 10 running back in the country. He was listed as the No. 3 prospect in Arkansas by The Morning News. All-conference and all-state in baseball as well, he was also recruited by Alabama, Oklahoma, Colorado, Nebraska, Tennessee and Michigan.

PERSONAL: Born Jan. 21, 1986, he is the son of Doug and Carrie Hillis. He is enrolled in the Fulbright College of Arts and Sciences and is majoring in sociology. He was named a Hard Working Hog for the 2005-06 academic year.

Peyton Hillis' Career Statistics							
RUSHING	G/GS	Att	Yds	TD	Lg	Avg/C	Avg/G
2004	10/2	63	240	6	42	3.8	24.0
2005	11/10	65	315	3	32	4.8	28.6
2006	10/9	13	57	1	12	4.4	5.7
TOTAL	31/21	141	612	10	42	4.3	19.7

RECEIVING	Rec	Yds	TD	Lg	Rec/G	Avg/C	Avg/G
2004	12	97	2	18	1.2	8.1	9.7
2005	38	402	4	45	3.5	10.6	36.5
2006	19	159	0	21	1.9	8.4	15.9
TOTAL	69	658	6	45	2.2	9.5	21.2

PUNT RET.	PR	Yds	TD	Lg	Avg/Ret	Avg/G
2004	0	0	0	0	0.0	0.0
2005	16	165	0	27	10.3	15.0
2006	8	92	0	27	11.5	9.2
TOTAL	24	257	0	27	10.7	8.3

KICK RET.	KOR	Yds	TD	Lg	Avg/Ret	Avg/G
2004	7	128	0	30	18.3	12.8
2005	3	65	0	23	21.7	5.9
2006	1	18	0	18	18.0	1.8
TOTAL	11	211	0	30	19.2	6.8

Career Game-by-Game

2004										
Date	Opponent	Rush	Yds	TD	Lg	Rec.	Yds	TD	Lg	
9/4	New Mexico St.	9	32	2	10	0	0	0	0	
9/11	Texas	3	10	1	8	3	15	0	14	
9/18	vs. ULM+	1	1	1	1	3	25	0	15	
9/25	Alabama	10	34	1	8	2	24	1	18	
10/2	at Florida	5	14	0	7	1	10	0	10	
10/16	at Auburn	DNP								
10/23	Georgia	0	0	0	0	1	10	0	10	
11/6	at South Carolina	6	8	0	5	0	0	0	0	
11/13	Ole Miss	18	64	1	12	0	0	0	0	
11/20	at Miss. State	6	11	0	6	1	6	0	6	
11/26	LSU+	5	66	0	42	1	7	1	7	

2005										
Date	Opponent	Rush	Yds	TD	Lg	Rec.	Yds	TD	Lg	
9/3	Missouri State	14	135	3	32	1	3	0	3	
9/10	Vanderbilt	15	39	0	10	4	60	1	29	
9/17	at USC	8	19	0	5	3	22	0	11	
9/24	at Alabama	9	54	0	18	2	5	0	5	
10/8	ULM+	5	15	0	6	3	36	0	16	
10/15	Auburn	4	8	0	4	7	81	0	29	
10/22	at Georgia	2	3	0	2	5	41	0	10	
11/5	South Carolina	0	0	0	0	3	11	1	4	
11/12	at Ole Miss	3	14	0	5	4	41	1	23	
11/19	Miss. State+	5	28	0	10	3	44	1	22	
11/25	at LSU	0	0	0	0	3	58	0	45	

2006										
Date	Opponent	Rush	Yds	TD	Lg	Rec.	Yds	TD	Lg	
9/2	USC	3	16	0	9	1	14	0	14	
9/9	Utah State	1	1	0	1	4	45	0	21	
9/16	at Vanderbilt	0	0	0	0	1	-5	0	-	
9/23	Alabama	0	0	0	0	0	0	0	0	
10/7	at Auburn	0	0	0	0	2	21	0	14	
10/14	SE Mo State	4	23	0	12	1	5	0	5	
10/21	Ole Miss	2	7	1	6	6	43	0	13	
10/28	vs. ULM+	2	6	0	4	2	18	0	14	
11/4	at S. Carolina	0	0	0	0	2	18	0	10	
11/11	Tennessee	1	4	0	4	0	0	0	0	
11/18	at Miss. State	DNP	Injured							
11/24	LSU+	DNP	Injured							
12/2	Florida%	DNP	Injured							
1/1/07	Wisconsin&	DNP	Injured							

+Little Rock, Ark.; %2006 SEC Championship Game; &2007 Capital One Bowl

15

QB, 6-0, 188, SO-SJ
Little Rock, Ark.
(Central HS)

CLARK IRWIN

OUTLOOK: Irwin is slated to expand his limited game resume in 2007 as the Razorbacks' holder for placement kicks. He has worked at the holder position in practice for the past two seasons, but will have an opportunity to take the field on a regular basis this season. He has played in only one game, taking snaps at quar-

RETURNING RAZORBACKS

PLAYERS

2007





UNIVERSITY OF ARKANSAS

terback in the final minute of a non-conference victory last season. He will continue to work at quarterback and be available as an emergency signal caller if needed.

2006: He saw the first action of his collegiate career making an appearance in the Razorbacks' 63-7 win over Southeast Missouri State. He didn't attempt a pass or rush the ball. He took several snaps and handed off in the closing moments of the victory.

2005: He worked with the UA scout team offense during his redshirt season.

HIGH SCHOOL CAREER: He was a three-year letter winner and co-captain as a quarterback under Coach Bernie Cox at Central High School. He passed for 1,490 yards and 16 touchdowns, and rushed for 301 yards and 11 touchdowns as a senior. He completed 88-of-170 passing attempts and recorded 69 rushing attempts for 301 yards in his junior campaign. He was named to Max Emfinger's and Tom Lemming's All-American teams in addition to all-state honors in 2003 and 2004. He was the Arkansas Top Gun Quarterback Challenge Champion, the Super Sonic team quarterback and the Arkansas High School All-Star game captain. He was an Arkansas High School Hall of Fame Scholar-Athlete in 2005 and was named the AAAAA Central Conference Offensive Player of the Year. He was a three-time all-conference performer (2002-2004) and was given the UA Brandon Burlsworth Award in 2004. He won the Marine Scholar-Athlete Award and the KATV Scholar-Athlete Award. He set the Central high school record for most starts as a quarterback (39; 2002-04), most wins as a quarterback (34) and career win-loss record as a quarterback (34-5). Irwin also lettered in baseball, earning the Gatorade Rookie of the Year Award in 2002. He led his team to the 4A state championship in 2003 and 2004. The squad was ranked first in the state his junior and senior years and 32nd nationally his senior year.

PERSONAL: Born March 12, 1987, he is the son of Jim and Judy Irwin. His father played football at UA (1969-1973); his uncle, Clark, played football at UA (1970-1973); and his grandfather, James, played basketball at UA (1945). Irwin, who was a member of the National Honor Society, is enrolled in the Sam M. Walton College of Business and is majoring in finance and real estate. He was named to the SEC Academic Honor Roll for 2006-07. He was also a member of the Lon Farrell Academic Honor Roll for the 2005-06 and 2006-07 academic years, and was named a Hard Working Hog for the 2005-06 academic year.

33

FB, 6-0, 230, SR-3L
Little Rock, Ark.
(Mills HS)

FAROD JACKSON

OUTLOOK: Jackson hasn't spent much time on the sideline since taking the field for the first time three years ago. He has played in all 36 games of his Razorback career establishing himself as a mainstay on special teams and an integral part of the Razorbacks' dominant rushing attack. He continues to pave the way for running backs Darren McFadden and Felix Jones among others. Jackson has shown he can catch the ball out of the backfield as well. He started five games last year when Peyton Hillis was out with an injury. Even if Hillis remains healthy this season, Jackson will be a regular on special teams and in the Hogs' offensive backfield. He is listed behind Hillis at fullback on the pre-season depth chart.

2006: Jackson was a mainstay in the UA backfield and on a number of special teams units in his junior season. He played in all 14 games, earning five starts (Alabama, Southeast Missouri State, South Carolina, LSU and Wisconsin) at fullback. He was used primarily as a blocking back leading the way for two 1,000-yard rushers (McFadden and Jones) and 13 100-yard rushing performances. Jackson did earn four carries for 24 yards against Southeast Missouri State. He also hauled in three catches for 24 yards, including a key 18-yard gain at South Carolina. He was a member of both the kickoff return and PAT/field goal teams as well as making appearances on other special teams squads. He tallied two assisted tackles on the season. — Jackson logged time at fullback and on special teams in the season opener against USC. He played, but didn't accrue statistics in the Hogs' win over Utah State. He saw time in Arkansas' conference win over Vanderbilt. He replaced an injured Peyton Hillis in the starting lineup against Alabama. He didn't earn a carry, but did rack up two special teams' tackles against the Crimson Tide. He was a key blocker in helping the Razorbacks rack up 279 yards rushing in an upset of No. 2 Auburn. He helped clear the way for two 100-yard rushers (McFadden and Jones) and two rushing touchdowns. Auburn hadn't allowed a rushing touchdown in its first five games. He also saw special teams' action against the Tigers. He tallied a career-high four carries for 24 yards, including an 11-yard run in the Razorbacks' 63-7 win over Southeast Missouri State. Jackson rumbled 2, 3, 8 and 11 yards in his second start of the season against the Redhawks. He also picked up two first downs. His blocking helped clear the way for 381 yards rushing and two 100-yard rushers (Michael Smith and Jones) in the non-conference victory. He logged snaps in the offensive backfield and on special teams

in the Razorbacks' 38-3 win over Ole Miss. He provided a key block on Jones' 100-yard kickoff return for a touchdown on the opening kick of the game against the Rebels. He played, but didn't earn a carry in the Razorbacks' win over Louisiana-Monroe. He was a key blocker and made his first career reception in Arkansas' 26-20 win at South Carolina. Jackson hauled in a Casey Dick pass for an 18-yard gain in the third quarter. The catch contributed to a drive that led to a UA field goal. Jackson's blocking helped Arkansas rack up 425 yards of total offense including 259 yards rushing against No. 13 Tennessee. He was limited due to a left high ankle sprain in Arkansas' 28-14 win over Mississippi State. He did see time on special teams against the Bulldogs. With Hillis out due to injury, Jackson earned his third start of the season in the Hogs' opening formation against No. 9 LSU. He caught one pass for one yard against the Tigers. He also helped clear the way for Arkansas' 298 yards rushing including a 182-yard effort from McFadden and a 137-yard performance by Jones. Jackson wasn't included in the opening offensive formation, but played extensively at fullback against No. 4 Florida in the SEC Championship Game. He made his fifth start of the season against No. 7 Wisconsin in the Capital One Bowl. He hauled in one catch for five yards and helped pave the way for 232 yards rushing against the Badgers, including a career-high 150 yards by Jones.

2005: He appeared in all 11 games as a sophomore primarily serving as a member of the UA special teams. He was a regular on the Hogs' kickoff return team as well as a reserve on the PAT and field goal unit. He earned one tackle on special teams in the Hogs' road date at No. 1 USC. He also logged time as a reserve fullback in the Razorbacks' league-leading rushing attack. He cleared the way for several big rushing performances including a 1,113-yard season by McFadden. He did not earn a carry or make a reception on the season.

2004: A key blocker in the UA offensive backfield and a regular on special teams, he played in all 11 games as a redshirt freshman. He was a blocking fullback and was a member of the UA kickoff and PAT/FG units. His only rushing attempt of the season came against Ole Miss. He rushed for six yards against the Rebels. He did not earn a reception or a tackle on the season.

2003: He spent his redshirt season carrying the ball at fullback for the UA scout team offense.

HIGH SCHOOL CAREER: He was rated as the nation's No. 3 fullback, the No. 2 overall player in Arkansas and the No. 55 running back in the nation by Rivals.com. He was also ranked as the No. 56 player in the Southeast Top 100 by Rivals.com. TheInsiders.com ranked him as the No. 56 running back in the nation. He was all-state as a junior, rushing for 854 yards and 12 touchdowns on only 104 carries. He hauled in 18 receptions for 250 yards and 12 touchdowns as a junior. He was a high school teammate of UA defensive tackle Marcus Harrison. He was also recruited by UAPB, Oklahoma State and Louisiana Tech. He received a 4.5 star rating by Forrest Davis. He was Heartland Recruiting's No. 47 player in the Big 12 region. He was a PrepStar All-American.

PERSONAL: Born Jan. 7, 1985, he is the son of Tia and Steve Jackson. He graduated last spring with an undergraduate degree in kinesiology. He is currently pursuing a master's degree in workforce development education. Jackson was an Academic All-SEC selection in 2005-06. He was a member of the Lon Farrell Academic Honor Rolls in 2004-05 and Fall 2005, and was named a Hard Working Hog for the 2004-05 and 2005-06 academic years.

Farod Jackson's Career Statistics							
RUSHING	G/GS	Att	Yds	TD	Lg	Avg/C	Avg/G
2004	11/0	1	6	0	6	6.0	0.5
2005	11/0	0	0	0	0	0.0	0.0
2006	14/5	4	24	0	11	6.0	1.7
TOTAL	36/5	5	30	0	11	6.0	0.8

RECEIVING	Rec	Yds	TD	Lg	Rec/G	Avg/C	Avg/G
2004	0	0	0	0	0.0	0.0	0.0
2005	0	0	0	0	0.0	0.0	0.0
2006	3	24	0	18	0.2	8.0	1.7
TOTAL	3	24	0	18	0.1	8.0	0.7

35

FS, 6-1, 192, SO-SQ
Waco, Texas
(Waco)

RASHAAD JOHNSON

OUTLOOK: Johnson has shown vast improvement since arriving on campus in the fall of 2005. First auditioned as a wide receiver, he has found a home in the defen-

2007 PLAYERS | RETURNING RAZORBACKS



RAZORBACK FOOTBALL



sive secondary at free safety. He has shown coaches his ability, but will still need to hone his tackling technique and toughness to gain a more significant role in the free safety rotation. Johnson may bide his time by contributing to the UA special teams.

2006: Johnson saw his first collegiate action appearing in four games as a redshirt freshman. He was a reserve wideout and also spent some time on the defensive side of the ball and on special teams. He logged snaps against Southeast Missouri State, Ole Miss, Louisiana-Monroe and No. 3 LSU. He earned one assisted tackle in his debut against Southeast Missouri State.

2005: He was added to the 105-man reporting list after fall camp opened in August. He worked as a reserve wide receiver in his redshirt season.

HIGH SCHOOL CAREER: He was a letter winner and captain as a wide receiver under Coach Johnny Tusa at Waco High School. He also played free safety. He was an all-district and all-state honoree. He also lettered in basketball and track.

PERSONAL: Born Aug. 26, 1986, he is the son of Angela Johnson and the brother of UA junior receiver Robert Johnson. He is enrolled in the College of Education and Health Professions and is majoring in kinesiology with an emphasis on teaching. He was a member of the 2005 Fall Lon Farrell Academic Honor Roll.

Rashaad Johnson's Career Statistics

TACKLES	G/GS	UA-A	Total	TFL-Yds	Sacks-Yds	PD	FF-FR	Int-Yds
2006	4/0	0-1	1	0-0	0-0	0	0-0	0-0
TOTAL	4/0	0-1	1	0-0	0-0	0	0-0	0-0



OUTLOOK: Johnson endured a topsy-turvy junior season that began with a start at quarterback against No. 6 USC and ended with a career-best effort as a wide receiver against No. 7 Wisconsin in the Capital One Bowl. In between, Johnson changed positions and suffered an injury, yet always displayed the unselfish attitude and dedication to the team that won him the inaugural Paul Eells Award as presented by the Little Rock Touchdown Club. The award given in honor of the late "Voice of the Razorbacks" was presented by Vickie Eells, the widow of the beloved broadcaster in an emotional ceremony in Little Rock in December. He is a leader for the Razorbacks both on and off the field. The former quarterback has adapted to his new position and is atop the depth chart at flanker with London Crawford heading into pre-season camp.

2006: He opened the season as the Razorbacks' starting quarterback and he ended the campaign with a standout game against a top-10 opponent at wide receiver. It was an up and down year for Johnson as he was replaced as the starting quarterback after only one game and moved to wide receiver. He finished the season with six receptions for 96 yards, including a break-out four-catch performance against No. 7 Wisconsin in the Capital One Bowl. He completed 12-of-27 passes for 110 yards on the season. He also threw two interceptions and rushed four times for minus-4 yards and one touchdown. He appeared in 11 of the Razorbacks' 14 games, missing the Auburn, South Carolina and Tennessee games. – Johnson earned the starting quarterback job in the fall and made the start against USC in the season opener. He completed 12-of-25 passes for 110 yards against the Trojans. He was intercepted twice in the loss. He rushed four times against USC and earned his first career rushing touchdown on a one-yard run in the second quarter. Following the USC game, Johnson moved to flanker. He saw limited snaps in his wide receiver debut against Utah State. He earned time at flanker in the SEC opener at Vanderbilt. Johnson didn't have a catch against the Commodores. He also saw time against No. 22 Alabama. Following the Alabama game (Sept. 26), he underwent surgery on his right knee to clear loose cartilage. He traveled, but did not dress in the Hogs' trip to No. 2 Auburn while recovering from surgery. Johnson returned to the field in the Hogs' win over Southeast Missouri State. He snared a 22-yard pass from Casey Dick to earn a first down for the Razorbacks. He also attempted a pass on a trick play against the Redhawks, but the ball fell short of Marcus Monk. Johnson was utilized at wide receiver, but didn't make a reception in the Razorbacks' 38-3 win over Ole Miss. He lined up at wide receiver in the second half of the Razorbacks' 44-10 win over Louisiana-Monroe. He didn't make a catch against the Warhawks. He didn't see snaps in the Razorbacks' 26-20 win at South Carolina. Johnson didn't appear in Arkansas' 31-14 victory over No. 13 Tennessee. He saw extensive snaps in the Hogs' wide receiver package at Mississippi State. He didn't make a catch against the Bulldogs. In a role reversal, the former UA quarterback caught a pass from tailback Darren McFadden for 28 yards on the Hogs' opening drive against No. 9 LSU. The play netted a first down and set Arkansas up on the LSU five-yard line. The Razorbacks scored

three plays later to take an early lead. Johnson also attempted a pass against the Tigers on a reverse pass. The ball was intended for tight end Ben Cleveland, but fell incomplete. Johnson was in the Hogs' wide receiver rotation in the SEC Championship Game. He didn't make a catch in the loss to the Gators. Johnson posted the best game of his young receiving career with four receptions for 46 yards in Arkansas' Capital One Bowl match-up with No. 7 Wisconsin. He led the Razorbacks in receptions in the bowl game. All four of his catches against the Badgers netted first downs.

2005: He was Arkansas' starting quarterback for the first seven games of the season before relinquishing his first-team position to true freshman Casey Dick. He played in a total of eight games with one appearance coming off the bench. He completed 89-of-158 pass attempts for a .563 completion percentage. He led the Razorbacks in completions (89), attempts (158) and passing yards (876). He threw for five touchdowns and was intercepted six times. He had 37 rushing attempts for a total of 92 rushing yards. He also caught one of his own deflected passes for a no gain. He passed for 100 or more yards four times in eight games including a three-game stretch against Louisiana-Monroe, Auburn and Georgia. – He made his first career start at quarterback against Missouri State in the season opener and threw for 88 yards on 12-of-22 passing with one touchdown and one interception. He became the fourth quarterback in the Houston Nutt era to win his first game as the starting quarterback. He posted his best game statistically against Vanderbilt passing for a career-high 204 yards and two touchdowns. He connected on 17-of-28 pass attempts including touchdown strikes to Marcus Monk and Peyton Hillis. He was posting a solid effort against No. 1 USC before an injury forced him to the sideline. He suffered a blow from behind, bruising his lower back and causing a headache. That late second-quarter hit forced him to miss the remainder of the game. Before he exited, he completed eight-of-16 passes for 91 yards and a touchdown. He found Monk for a 12-yard touchdown early in the first quarter to tie the game at 7-7. He returned from a bruised back against Alabama and struggled to find his rhythm. He passed for 81 yards on 11-of-26 passing with an interception. He also rushed eight times for 24 yards including a season-long rush of 14 yards. He rebounded with an efficient and effective performance in a non-conference win over Louisiana-Monroe. He completed 12 of his 17 pass attempts for 119 yards and a touchdown in the 44-15 win at War Memorial Stadium in Little Rock. He found Cedric Logan for a five-yard score in the third quarter against the Indians. He also earned 11 yards rushing on five attempts in the win. He completed 17-of-28 passes for 174 yards (second-most in his career) and one interception in a loss to Auburn. He also rushed for 14 yards on six carries against the Tigers. He threw for 116 yards on 11-of-19 passing with one interception in the Hogs' near-upset of No. 4 Georgia. He was replaced as the starting quarterback prior to the South Carolina game. It marked the first time all season Johnson did not play in a game. He saw his only playing time after relinquishing the starting job against Mississippi State. He completed 1-of-2 passes for three yards in Arkansas' 44-10 win over the Bulldogs.

2004: He saw limited time serving as the backup to Matt Jones at quarterback. He played in six (New Mexico State, Louisiana-Monroe, Auburn, Georgia, Ole Miss and LSU) of the Hogs' 11 games. He completed 10-of-19 passes for 209 yards and three touchdowns. He also threw one interception. He rushed 10 times for 37 yards with a long run of 19 yards. He threw for two touchdown passes in his first collegiate game against New Mexico State. – He saw his first collegiate action against New Mexico State. He completed five passes on eight attempts for 132 yards and two touchdowns. He connected with Chris Baker on a 74-yard touchdown pass in the second quarter against the Aggies. He also found Cedric Washington for 19 yards and a score in the third quarter. He also rushed three times for 28 yards, including a long run of 19 yards against NMSU. He did not see action against No. 7 Texas. He completed a pass for 10 yards on his only attempt in a 49-20 win over Louisiana-Monroe. He did not see action in the SEC opener against Alabama or in the Hogs' loss at No. 16 Florida. He came on for an injured Matt Jones in the fourth quarter of a 38-20 loss to No. 4 Auburn. He earned completions on both of his pass attempts for 20 yards and one touchdown. He passed for 16 yards to Cedric Washington before finding Brandon Kennedy for a four-yard touchdown on the next play. He also rushed once for a yard against the Tigers. He played the final two offensive series for the Razorbacks in a 20-14 loss to No. 6 Georgia after Matt Jones had to leave the game with an injury. He rushed four times for one yard and was sacked twice. He also threw two incomplete passes against the Bulldogs. He did not see action in the Razorbacks' road loss at South Carolina. He came on midway through the third quarter in the Hogs' 35-3 win over Ole Miss. He completed two-of-four passes for 47 yards including a 30-yard strike to Marcus Monk. His other completion was a 17-yard gainer to Jared Hicks. He rushed twice for seven yards including a 10-yard run for a first down. He did not see snaps against Mississippi State. He played briefly against No. 12 LSU in the season finale. He misfired on both of his pass attempts and suffered his first career interception in the Hogs' 43-14 loss.

2003: He worked at quarterback in practice taking snaps behind Matt Jones and Ryan Sorahan during his redshirt freshman season.

HIGH SCHOOL CAREER: He was ranked as the No. 7 dual-threat quarterback in the nation and the No. 55 quarterback in the nation by Rivals.com. He was also rated the No. 37 player in the Midlands Top 100 and the No. 29 player in the Texas Top 100 by Rivals.com. He was rated as the No. 4 quarterback in Texas by redzonercruiting.com. TheInsiders.com ranked him as the No. 56 quarterback in the nation and the No. 21 player in Texas. He completed 104-of-173 passes for 1,575 yards and 16 touchdowns with only five interceptions as a senior. He also rushed for 847 yards

RETURNING RAZORBACKS | PLAYERS 2007





UNIVERSITY OF ARKANSAS

and 12 touchdowns on 84 carries as a senior. He passed for 1,200 yards and rushed for 700 yards in his junior season. He has a 38-inch vertical leap. He bench pressed 285 pounds and squat lifted 525 pounds in high school. He was named Super Syntax Offensive Player of the Year. He led his team to a 10-0 record as a senior. Arkansas head coach Houston Nutt and assistant coach Chris Vaughn attended his senior football banquet where he announced his decision to join the Razorbacks. He was also recruited by Kansas State and Nebraska. He was rated the No. 7 quarterback in the southwest by Student Sports High School Football. He was rated the No. 4 athletic quarterback in Texas by Max Emfinger, the No. 32 player in Texas by SuperPrep and the No. 29 player in Texas by Lonestar Recruiting. He was listed in Dave Campbell's Texas Football Top 300. He was a PrepStar All-American.

PERSONAL: Born Dec. 7, 1984, he is the son of Angela Johnson and brother of UA safety Rashaad Johnson. He is enrolled in the College of Education and Health Professions and is majoring in kinesiology with an emphasis on teaching. He was named a Hard Working Hog for the 2004-05 and 2005-06 academic years.

17

CB, 5-10, 185, JR-2L
Sweeny, Texas
(Sweeny)

SHEDRICK JOHNSON

OUTLOOK: Johnson has grown accustomed to being on the field for the Razorbacks in his first two seasons. He missed only one game in his freshman season and played in every game last year as a sophomore. A significant portion of his playing time has come on special teams with occasional spot duty at cornerback. He could see even more time in the defensive back rotation as he develops more consistency. A shoo-in for special teams duty again in 2007, he is listed as the top reserve behind Mattered Richardson at right cornerback on the pre-season depth chart.

2006: He was a steady contributor on the field for the Razorbacks as a reserve defensive back and as a regular on special teams. He played in all 14 games in his sophomore campaign. He earned one solo tackle at No. 2 Auburn. He also earned two pass break ups with one coming against Utah State and the other coming against Ole Miss.

2005: After a brief tryout at wide receiver, he returned to cornerback and saw action as a reserve in the UA secondary. He played in 10 of 11 games with most of his snaps coming as a member of the UA special teams. He was a regular on the Razorbacks' punt return and kickoff coverage units. He didn't appear in the Hogs' season finale at No. 3 LSU. He made a total of eight tackles, including six solo stops and two assisted tackles. Two of his eight tackles came on special teams. - He played on special teams and in the secondary in the Razorbacks' season opener against Missouri State, but did not earn a tackle. He tallied two solo stops in the conference lid-lifter against Vanderbilt. He logged time against No. 1 USC and Alabama, but did not accrue statistics. He garnered a season-high four tackles and one quarterback hurry in Arkansas' non-conference win over Louisiana-Monroe. He earned two solo and two assisted stops against the Warhawks. He added one solo tackle to his season total against Auburn. He earned playing time against Georgia, South Carolina and Ole Miss. He tallied his final tackle of the season, a solo stop, in the Razorbacks' win over Mississippi State.

2004: He worked in the secondary on the UA scout team defense in his redshirt season.

HIGH SCHOOL CAREER: He rushed for 1,022 yards and eight touchdowns on 129 rushes and completed nine-of-18 passes for one touchdown as a senior. He made six catches for 85 yards and a score. He also racked up five interceptions in his final prep campaign for Coach Mike Treybig. As a junior, he earned 1,550 all-purpose yards, returned three kickoffs for touchdowns and intercepted three passes on his way to first-team all-district and all-county honors. As a sophomore, he was first-team all-district at defensive back and as a kick returner. As a junior, he earned first-team all-district honors at defensive back, receiver and kick returner. As a senior, he was first-team all-district at running back and defensive back, and first-team all-county at running back, receiver and defensive back. He was rated as the No. 42 cornerback in the nation by Rivals.com. He was ranked in The Dallas Morning News Top 100 players in Texas. He was also recruited by Texas A&M, Kansas State, Houston, Iowa, Oklahoma State, Syracuse and Iowa State.

PERSONAL: Born March 8, 1985, he is the son of Eugene Johnson Jr. and Shirley Thomas. His brother, Eugene, plays football at Alabama State. He is enrolled in the Fulbright College of Arts and Sciences and is majoring in sociology. Johnson was a member of the 2006-07 SEC Academic Honor Roll. He was a member of the Lon Farrell Academic Honor Roll for the 2004-05 academic year and for Fall 2006. He was also named a Hard Working Hog for the 2005-06 academic year.

Robert Johnson's Career Statistics

RECEIVING	G/GS	Rec	Yds	TD	Lg	Rec/G	Avg/C	Avg/G
2004	6/0	0	0	0	0	0.0	0.0	0.0
2005	8/7	1	0	0	0	0.1	0.0	0.0
2006	11/2	6	96	0	28	0.5	16.0	8.7
TOTAL	25/9	7	96	0	28	0.3	13.7	3.8

PASSING	Att-Cmp-Int	Yds	TD	Lg	Pct	Avg/P	Avg/G
2004	19-10-1	209	3	74	52.6	11.0	34.8
2005	158-89-6	876	5	29	56.3	5.5	109.5
2006	27-12-2	110	0	22	44.4	4.1	10.0
TOTAL	204-111-9	1195	8	74	54.4	5.9	47.8

RUSHING	Att	Yds	TD	Lg	Avg/C	Avg/G
2004	10	37	0	19	3.7	6.2
2005	37	20	0	14	0.5	2.5
2006	4	-4	1	3	-1.0	-0.4
TOTAL	51	53	1	19	1.0	2.1

Career Game-by-Game

2004		PASSING					RUSHING			
Date	Opponent	A-C-I	Yds	TD	Lg	Att.	Yds	TD	Lg	
9/4	New Mexico St.	8-5-0	132	2	74	3	28	0	19	
9/11	Texas	DNP								
9/18	vs. ULM+	1-1-0	10	0	10	0	0	0	0	
9/25	Alabama	DNP								
10/2	at Florida	DNP								
10/16	at Auburn	2-2-0	20	1	16	1	1	0	1	
10/23	Georgia	2-0-0	0	0	0	4	1	0	11	
11/6	at South Carolina	DNP								
11/13	Ole Miss	4-2-0	47	0	30	0	0	0	0	
11/20	at Miss. State	DNP								
11/26	LSU+	2-0-1	0	0	0	0	0	0	0	

2005		PASSING					RUSHING			
Date	Opponent	A-C-I	Yds	TD	Lg	Att.	Yds	TD	Lg	
9/3	Missouri State	2-12-1	88	1	21	4	-3	0	4	
9/10	Vanderbilt	28-17-1	204	2	29	5	11	0	9	
9/17	at USC	16-8-1	91	1	18	3	2	0	8	
9/24	at Alabama	26-11-1	81	0	19	8	24	0	14	
10/8	ULM+	17-12-0	119	1	23	5	11	0	13	
10/15	Auburn	28-17-1	174	0	29	6	14	0	9	
10/22	at Georgia	19-11-1	116	0	20	6	-39	0	1	
11/5	South Carolina	DNP								
11/12	at Ole Miss	DNP								
11/19	Miss. State+	2-1-0	3	0	3	0	0	0	0	
11/25	at LSU	DNP								

2006		PASSING					RECEIVING			
Date	Opponent	A-C-I	Yds	TD	Lg	Rec.	Yds	TD	Lg	
9/2	USC	25-12-2	110	0	22	0	0	0	0	
9/9	Utah State	0-0-0	0	0	0	0	0	0	0	
9/16	at Vanderbilt	0-0-0	0	0	0	0	0	0	0	
9/23	Alabama	0-0-0	0	0	0	0	0	0	0	
10/7	at Auburn	DNP								
10/14	SE Mo State	1-0-0	0	0	0	1	22	0	22	
10/21	Ole Miss	0-0-0	0	0	0	0	0	0	0	
10/28	vs. ULM+	0-0-0	0	0	0	0	0	0	0	
11/4	at S. Carolina	DNP								
11/11	Tennessee	DNP								
11/18	at Miss. State	0-0-0	0	0	0	0	0	0	0	
11/24	LSU+	1-0-0	0	0	0	1	28	0	28	
12/2	Florida%	0-0-0	0	0	0	0	0	0	0	
1/1/07	Wisconsin&	0-0-0	0	0	0	4	46	0	15	

+Little Rock, Ark.; %2006 SEC Championship Game; &2007 Capital One Bowl

Shedrick Johnson's Career Statistics

TACKLES	G/GS	UA-A	Total	TFL-Yds	Sacks-Yds	PD	FF-FR	Int-Yds
2005	10/0	6-2	8	0-0	0-0	0	0-0	0-0
2006	14/0	1-0	1	0-0	0-0	2	0-0	0-0
TOTAL	24/0	7-2	9	0-0	0-0	2	0-0	0-0

2007 PLAYERS - RETURNING RAZORBACKS



RAZORBACK FOOTBALL



25

LIKE A TB, 6-0, 207, JR-2L
Tulsa, Okla.
(Booker T. Washington HS)



FELIX JONES

2005 FIRST-TEAM ALL-AMERICAN

OUTLOOK: With two outstanding seasons in a Razorback uniform, he has established himself as one of the nation's premier tailbacks and kickoff returners. Jones has played his way onto the national scene with his diverse talents and big-play capability. He became only the eighth Razorback in school history to rush for more than 1,000 yards last season, racking up 1,168 yards, including a career-high 150 yards against No. 7 Wisconsin in the Capital One Bowl. He teamed with fellow tailback Darren McFadden to become just the third duo in SEC history and the 38th tandem in NCAA history to rush for 1,000 yards in the same season in 2006. Jones owns seven 100-yard rushing games in his career. His career average of 7.09 yards per carry ranks first in school history. He was a first-team All-SEC selection last season and has already been named to several 2007 pre-season first-team All-SEC squads as both a tailback and a kick returner. He was the first UA freshman in history to earn first-team All-America honors in 2005 after he was named to CollegeFootballNews.com's squad as a return specialist. He already ranks third on the UA career kickoff return yards list and his career average of 27.42 is a school record. He is slated to return kickoffs again this season. Jones is essentially a co-starter with McFadden at tailback heading into the 2007 season due to the versatility of both players. The duo is often on the field at the same time including in the "Wildcat" package.

2006: Despite sharing the backfield and carries with Doak Walker Award winner and Heisman Trophy runner-up Darren McFadden, Jones posted a spectacular season at tailback. He played in all 14 games earning a starting nod in six contests, including two starts at tailback and four starts at wide receiver. He was named with McFadden to the CollegeFootballNews.com and Scout.com first-team All-SEC squads at running back. Jones was a second-team All-SEC selection by The Associated Press and SEC Coaches at both running back, all-purpose back (AP) and return specialist (SEC Coaches). CollegeFootballNews.com also named him an honorable mention sophomore All-American after Jones became only the eighth UA running back in school history to rush for more than 1,000 yards when he earned 1,168 yards on 154 carries. His total ranked as the seventh-best single-season rushing total in UA history and one of 12 1,000-yard rushing campaigns in Razorback history. Jones and McFadden (1,647) became only the third duo in SEC history and the 38th combo in NCAA history to rush for 1,000 yards in the same season. The teammates were the second-most potent rushing tandem in the nation and the top running back duo with a combined 201.1 yards per game. Jones finished second in the SEC in rushing (83.43 yards per game) and joined McFadden as the only two backs to earn 1,000 yards rushing on the season. He rushed for 100 yards or more five times on the season, including against three top-10 teams in No. 2 Auburn, No. 9 LSU and No. 7 Wisconsin. He also rushed for 100 yards in non-conference games against Southeast Missouri State and Louisiana-Monroe. Jones led the SEC and ranked second in the nation with a 7.58 yards-per-carry average. He averaged more than 6.9 yards per carry in nine of 14 games including double-digit carry averages in four games. He was third in the SEC and 22nd in the nation in all-purpose yardage with an average of 130.64 yards per outing. His total of 1,829 all-purpose yardage broke the previous UA record and ranked second on the UA single-season list only to McFadden's (2,058 yards) in the same season. He led the Razorbacks, ranked third in the SEC and 32nd in the nation with an average of 24.1 yards per kickoff return. He returned 23 kickoffs for 554 yards and one touchdown. His 554 kickoff return yardage total ranked second on the UA season record list while his 23 returns ranked tied for third. He became only one of two Razorbacks (Boyd Cypert) and one of two SEC players (John Avery - Ole Miss) to record two 100-yard kickoffs for touchdowns in his career when he raced 100 yards for a score against Ole Miss. Jones also accomplished the feat in 2005 against Mississippi State. - He started the USC game at tailback while McFadden lined up at flanker on the first play. He rushed seven times for 48 yards including a long of 24 yards against the Trojans. Jones fumbled three times in the loss. He also hauled in three catches for 20 yards in the season opener. He came off the bench to rush for 68 yards on nine carries in the Hogs' win over Utah State. He reeled off a highlight reel 35-yard run in the first quarter against the Aggies. After nearly going down approximately seven yards from the line of scrimmage, he regained his balance and scampered down to the Utah State one-yard line. He returned his first kickoff of the season for 23 yards in the victory.

Jones led the Razorbacks in rushing with 78 yards on 11 carries in a road win at Vanderbilt, including a 33-yard carry. He tallied his first collegiate receiving touchdown on a 21-yard pass from quarterback Mitch Mustain in the second quarter. He returned three kickoffs for 57 yards including a 23-yard return. In all, he garnered 156 all-purpose yards against Vanderbilt. He racked up 127 all-purpose yards including 65 yards on four carries against No. 22 Alabama. He reeled off runs of 6, 10, 23 and 26 yards against the Crimson Tide. He also hauled in one pass for 23 yards, matching his career-long reception. He returned three kickoffs for 39 yards in the Hogs' double-overtime victory. He also made a tackle after a UA interception against Alabama. He rushed 13 times for 104 yards and one touchdown in the Hogs' 27-10 upset of No. 2 Auburn. He earned the third 100-yard rushing game of his career against the Tigers. He joined McFadden (145) in rushing for more than 100 yards against Auburn. Jones recorded a long run of 28 yards in the win. He scored his touchdown on a third-down and one play in the third quarter. Prior to the Arkansas game, Auburn hadn't allowed a rushing touchdown. He tied a career high with three receptions for eight yards. He returned one kickoff for 23 yards against the Tigers. He eclipsed the 100-yard mark for the second-consecutive game with 106 yards and one touchdown on only five rushing attempts in the Razorbacks' 63-7 win over Southeast Missouri State. Jones, coupled with Michael Smith (116 yards), gave Arkansas two 100-yard rushers for the second-consecutive game, marking the first time that has happened in UA history. Jones tied for the fourth-longest touchdown run in school history when he darted 85 yards for a score against the Redhawks in the second quarter. He tied Aubrey Fowler (1946) on the list and earned the longest touchdown run by a Razorback since Ben Cowins raced 89-yards against Houston in 1976. Jones garnered SEC Special Teams and Hogwired.com Special Teams Player of the Week honors for his performance in the Hogs' 38-3 win over Ole Miss. He returned the opening kickoff of the game 100 yards for a touchdown. It was the second time in his career (Mississippi State - 2005) he had accomplished the feat. It was the eighth 100-yard kickoff return in Arkansas history and the 36th such return in SEC history. The TD return also marked the first kickoff return for a score against the Rebels since 1988. In addition to his electrifying kickoff return, Jones earned 51 yards on nine carries and two yards on one reception in the victory. He tallied a total of 153 all-purpose yards against the Rebels. Jones turned in a career day with 141 yards rushing and one touchdown on only nine carries in Arkansas' 44-10 win over Louisiana-Monroe. He averaged 15.7 yards per carry against the Warhawks including runs of 6, 6, 7, 19, 20, 22 and 58 yards. Four of his nine runs earned first-down yardage. He also returned two kickoffs for 39 yards against the Warhawks. He rushed 21 times for 53 yards including a long gain of 20 yards in Arkansas' 26-20 win over South Carolina. He also returned two kickoffs for 44 yards against the Gamecocks. Jones racked up 72 yards on 13 carries against No. 13 Tennessee. He recorded a 29-yard run against the Volunteers. He also returned a kickoff for 10 yards in the Hogs' win. He earned 38 yards on 10 rushing attempts in Arkansas' road win at Mississippi State. He also carded a 51-yard kickoff return against the Bulldogs in his only attempt of the afternoon. Jones tallied his fourth 100-yard effort of the season with a 16-carry, 137-yard outing against No. 9 LSU. He scored on a five-yard run in the fourth quarter. He netted nine runs of seven yards or more including rushes of 12, 16, 18 and 40 yards and six first-down carries. He returned three kickoffs for 82 yards, including a 62-yard return in the fourth quarter to set up a UA touchdown. Jones earned 219 all-purpose yards against the LSU defense that entered the game as the nation's No. 1 defense. Jones rushed 13 times for 57 yards and hauled in two catches for 31 yards and two touchdowns in Arkansas' loss to Florida in the SEC Championship Game. The sophomore eclipsed the 1,000-yard season rushing mark on his 13th rushing attempt of the day on a 31-yard run. Jones' hauled in his second and third career touchdown receptions against the Gators. McFadden hit Jones for a two-yard score in the third quarter while Cedric Washington found Jones for a 29-yard score on a double pass trick play. He returned four kickoffs for 68 yards with a long return of 22 yards in the conference title game. Jones saved his best for the final game of the year as he racked up a career-high 150 yards on 14 carries against No. 7 Wisconsin in the Capital One Bowl. He scored two rushing touchdowns including a 76-yard dash to the end zone in the first quarter. The long-distance run was the longest scoring run in UA bowl history and the second-longest run in Capital One Bowl history. He also found the end zone on a 12-yard run in the fourth quarter. In addition, Jones hauled in a career-high four receptions for two yards and returned one kickoff for 18 yards against the Badgers.

2005: With a brilliant season as a kickoff returner and a reserve tailback, he managed to accomplish something that no other Razorback freshman had accomplished in the history of Arkansas football. He became the first freshman in school history to earn first-team All-America honors when CollegeFootballNews.com named him to its post-season team as a kickoff return specialist. He finished second in the nation with a 31.9-yard kickoff return average, racking up 543 yards and one touchdown on 17 returns. His average was tops in the NCAA after regular season play, was more than six-yards better than his nearest rival in the SEC statistical rankings and almost seven yards better than the previous school record. His 543 total kickoff return yards were the second-most in a single season in

RETURNING RAZORBACKS — PLAYERS 2007





UNIVERSITY OF ARKANSAS

school history. As a tailback, he rushed for 626 yards and three touchdowns on 99 attempts. He ranked second on the team and 10th in the SEC in rushing with an average of 56.9 yards per game. Jones and McFadden tied for the SEC lead with 6.3 yards per carry. He is just the second Hog in school history to record two 100-yard rushing games as a freshman. He ranked fifth in the league and 63rd in the nation with 116.4 all-purpose yards per game (1,280 total yards). He recorded at least 100 all-purpose yards in seven of 11 games. He hauled in eight receptions for 100 yards and earned 11 yards on one punt return. In addition to his first-team All-America accolades, he was an honorable mention All-American by SI.com. He was a first-team freshman All-American by Scout.com, the Football Writers Association of America (kick returner) and CollegeFootballNews.com (kick returner); second-team by Rivals.com and The Sporting News (both as a kick returner); and an honorable mention freshman All-American at tailback by The Sporting News. He made All-SEC teams chosen by CollegeFootballNews.com and the league's coaches (second team as a kick returner), and was honorable mention as an all-purpose back by the Associated Press. He also made SEC All-Freshman teams selected by the league's coaches and The Sporting News (both as a kick returner). — In his Razorback debut, he became the first UA freshman running back to rush for 100 yards in his first collegiate game and only the ninth UA freshman to rush for 100 yards in a game. The Tulsa, Okla., native racked up a game-high 137 yards and one touchdown on eight carries against Missouri State. He earned the league's inaugural SEC Freshman of the Week award for his efforts. The 137 yards was at the time the third-most by any freshman in a game in school history. He boasted a 17.1 yards per carry average against the Bears. His 137 rushing yards rank sixth on the UA record list for rushing yards by a freshman in a single game. He set a UA freshman record when he dashed 80 yards for a touchdown early in the second quarter. It was the longest rushing touchdown by a Razorback since Fred Talley darted 81 yards against Central Florida in 2001. He garnered only one carry in the Vanderbilt game for a loss of one yard. He did return a kickoff 44 yards against the Commodores. He was second on the team in rushing with 66 yards against No. 1 USC. He caught his first pass, an 11-yard reception, on Arkansas' first play from scrimmage against the Trojans. He also returned four kickoffs for 147 yards, including a then-career-long 67-yard return against USC. Jones' 67-yard kickoff return was the longest by a Razorback since Lawrence Richardson ran 98 yards against Weber State in 2001. He ran for 48 yards on 10 carries at Alabama with a long gain of 16 yards. He totaled 103 yards of total offense, which was his third game in four outings of more than 100 yards of total offense. He returned two kicks for 55 yards, including a 37-yard burst against the Crimson Tide. He recorded his second 100-yard rushing game of the season against Louisiana-Monroe with 102 yards on 14 carries and a career-high two touchdowns. He scored from three and four yards out against the Indians. Coupled with McFadden's 125-yard rushing performance, the players became the first UA freshmen duo to rush for 100 yards or more in the same game. He also hauled in two catches for 31 yards including a season-long reception of 23 yards. He racked up 20 rushing yards on six carries and caught one pass for three yards against Auburn. He also returned five kickoffs for 117 yards for a 23.4 average and netted 140 total yards against the Tigers. He rushed for 62 yards and caught a career-best three passes for 43 yards against Georgia. He exploded around right end for 35 yards down to the Georgia five-yard line in the fourth quarter to set up a touchdown. He rolled up 66 yards on 11 carries (6.0 ypc) against South Carolina, but did not get a chance to return a kick for the second-consecutive week as SEC opponents looked to keep the ball out of his hands on kickoffs. He did tally one reception for 12 yards against the Gamecocks. He ran for a team-high 50 yards on 13 carries in a 28-17 win at Ole Miss. He didn't get a kickoff return opportunity against the Rebels. He put an exclamation point on his fabulous rookie campaign with a memorable performance in the Hogs' final home game against Mississippi State. He racked up 171 all-purpose yards with 100 yards in kickoff return yardage and 71 yards on 10 rushes. After not getting a kickoff return opportunity in the previous three games, he took out his frustrations on his only return against the Bulldogs and tied a school record in the process. He became just the seventh player in school history to return a kickoff 100 yards for a touchdown in the second quarter. At LSU, he earned 37 yards on two kickoff returns and rushed for five yards on four carries.

HIGH SCHOOL CAREER: He was named the Tulsa World Player of the Year following his senior season after rushing for 2,282 yards and 48 touchdowns on 205 carries. He averaged 11.1 yards per carry for Coach Antwain Jimmerson. He led his squad to a 13-1 record and a state runner-up finish. He rushed for 166 yards and three touchdowns in the 5A state championship game. He sustained a broken ankle early in his junior season, but still managed to rack up 800 yards rushing and 20 touchdowns. Rivals.com ranked him as the No. 19 athlete in the nation and the No. 4 overall player in Oklahoma. In addition to Arkansas, he was recruited by Tennessee, Texas A&M, Kansas, LSU, Oklahoma State and Nebraska.

PERSONAL: Born May 8, 1987, he is the son of Felix and Debra Jones. He is enrolled in the College of Education and Health Professions and is majoring in kinesiology with an emphasis on teaching.

Felix Jones' Career Statistics

RUSHING	G/GS	Att	Yds	TD	Lg	Avg/C	Avg/G
2005	11/2	99	626	3	80	6.3	56.9
2006	14/6	154	1168	6	85	7.6	83.4
TOTAL	25/8	253	1794	9	85	7.1	71.8

RECEIVING	Rec	Yds	TD	Lg	Rec/G	Avg/C	Avg/G
2005	8	100	0	23	0.7	12.5	9.1
2006	15	107	3	29	1.1	7.1	7.6
TOTAL	23	207	3	29	0.9	9.0	8.3

KICK RET.	KOR	Yds	TD	Lg	Avg/Ret	Avg/G
2005	17	543	1	100	31.9	49.4
2006	23	554	1	100	24.1	39.6
TOTAL	40	1097	2	100	27.4	43.9

Career Game-by-Game 2005

Date	Opponent	Rush	Yds	TD	Lg	Rec.	Yds	TD	Lg	KOR	Yds	Lg	TD
9/3	Missouri State	8	137	1	80	0	0	0	0	2	43	23	0
9/10	Vanderbilt	1	-1	0	-	0	0	0	0	1	44	44	0
9/17	at USC	12	66	0	17	1	11	0	11	4	147	67	0
9/24	at Alabama	10	48	0	16	0	0	0	2	55	37	0	0
10/8	ULM+	14	102	2	30	2	31	0	23	0	0	0	0
10/15	Auburn	6	20	0	9	1	3	0	3	5	117	27	0
10/22	at Georgia	10	62	0	35	3	43	0	20	0	0	0	0
11/5	South Carolina	11	66	0	20	1	12	0	12	0	0	0	0
11/12	at Ole Miss	13	50	0	13	0	0	0	0	0	0	0	0
11/19	Miss. State+	10	71	0	22	0	0	0	0	1	100	100	1
11/25	at LSU	4	5	0	4	0	0	0	0	2	37	20	0

2006

Date	Opponent	Rush	Yds	TD	Lg	Rec.	Yds	TD	Lg	KOR	Yds	Lg	TD
9/2	USC	7	48	0	24	3	20	0	18	0	0	0	0
9/9	Utah State	9	68	0	35	0	0	0	0	1	23	23	0
9/16	at Vanderbilt	11	78	0	33	1	21	1	21	3	57	23	0
9/23	Alabama	4	65	0	26	1	23	0	23	3	39	16	0
10/7	at Auburn	13	104	1	28	3	8	0	11	1	23	23	0
10/14	SE Mo State	5	106	1	85	0	0	0	0	0	0	0	0
10/21	Ole Miss	9	51	0	13	1	2	0	2	1	100	100	1
10/28	vs. ULM+	9	141	1	58	0	0	0	0	2	39	24	0
11/4	at S. Carolina	21	53	0	20	0	0	0	0	2	44	28	0
11/11	Tennessee	13	72	0	29	0	0	0	0	1	10	10	0
11/18	at Miss. State	10	38	0	17	0	0	0	0	1	51	51	0
11/24	LSU+	16	137	1	40	0	0	0	0	3	82	62	0
12/2	Florida%	13	57	0	31	2	31	2	29	4	68	22	0
1/1/07	Wisconsin& Little Rock, Ark.	14	150	2	76	4	2	0	5	1	18	18	0

CB, 5-10, 176, FR-RS
Richboro, Pa.
(Council Rock South HS)

RYAN JONES

OUTLOOK: Jones will try to break into the rotation in the secondary. He could also parlay his speed into some playing time on special teams.

2006: He redshirted last year while working on the scout team and spending a brief stint with the Razorback track team.

HIGH SCHOOL: A cornerback and receiver in high school at Council Rock South, he earned all-district honors as a junior and senior. He had 41 tackles and three interceptions as a senior, and 36 tackles and four interceptions with one returned for a touchdown as a junior. He also won his team's defensive perimeter award. Jones competed in track as well, but was forced to sit out his senior year due to injury. He won the 100 meters and 200 meters at the league championships his junior year with times of 10.57 and 21.7, respectively. He also placed second at the district championships in both the 100 meters and 200 meters.

PERSONAL: Born Aug. 20, 1987, he is the son of Bryan and Ryan Jones. He is enrolled in the Sam M. Walton College of Business and is majoring in business.



RAZORBACK FOOTBALL



65 OG, 6-5, 307, FR-RS
Lancaster, Texas
(Carter HS)

DeMARCUS LOVE

OUTLOOK: He used his redshirt season to his advantage to gain snaps and tone his body. Despite a left knee sprain midway through spring practice, Love closed strong and he has put himself in a position to contribute in his first season on the field. UA coaches compare his progress favorably with other redshirt freshmen linemen that have gone on to contribute significantly in the past. He is listed behind senior and returning starter Robert Felton at right guard, but a strong fall camp by Love could help re-open the competition for the starting spot.

2006: Love bided his time behind a host of veterans on the UA offensive line. He used his redshirt season to gain more strength and get some valuable snaps on the practice field.

HIGH SCHOOL CAREER: He was a starter at offensive tackle as a sophomore before being moved to offensive guard for his junior and senior seasons for Coach Allen Wilson. As a senior, he helped his team to an 11-1 record and a second-round state playoff berth in the state's largest classification (5A). Rivals.com ranked him as the No. 57 offensive lineman in the country. Rivals.com also rated him as the No. 99 overall prospect in Texas. He was recognized as the No. 69 offensive lineman in the nation and the No. 97 overall player in Texas by Scout.com. He was also tabbed as the No. 68 prospect on the Dallas Morning News All-Area team. He was also recruited by Kansas, Arizona, UTEP and Kansas State.

PERSONAL: Born March 7, 1988, he is the son of Martin and Marcia Reise. He is enrolled in the Fulbright College of Arts and Sciences.

29 CB, 6-1, 191, JR-2L
North Little Rock, Ark.
(North Little Rock)

JAMAR LOVE

OUTLOOK: After playing extensively as part of Arkansas' nickel and dime packages last season, Love will be looking to gain more snaps in the Razorbacks' base defensive formations at cornerback. He has shown an ability to make plays. He battled with Jerrell Norton for the starting nod at left cornerback in spring practice. While Norton emerged as the starter from spring drills, the competition will continue into fall camp. Love will also make a return to the UA special teams roster in 2007.

2006: A regular in the Razorbacks' defensive back rotation and a regular contributor on the kickoff coverage team, Love appeared in all 14 games in his sophomore season. He earned one start at cornerback when the Razorbacks opened in a dime formation against Vanderbilt. He was a part of Arkansas' nickel and dime secondary formations and was a reserve left cornerback. He tallied 16 tackles, including 12 solo stops, on the season. He earned at least one tackle in his first eight outings, but didn't register a stop in his final six contests. Love tied for fifth on the squad with six tackles on special teams, including five solo stops and one assisted tackle. He earned three pass break ups and two quarterback hurries on the campaign. – Love logged 26 snaps in the secondary against No. 6 USC. He earned one assisted tackle against the Trojans. He stepped up with five solo stops against Utah State. He also broke up an Aggies' pass and finished with six total tackles. He made his first career start at Vanderbilt as the Hogs opened in a dime defense. Love recorded one tackle and broke up a pass in playing all 67 defensive snaps against the Commodores. He played just 14 snaps against No. 22 Alabama's power-running game as the Hogs lined up in their traditional 4-3 defense most of the game. He finished with four tackles against the Crimson Tide. Love notched a solo tackle on 17 snaps at No. 2 Auburn where he played in nickel and dime formations for the Razorbacks. He also registered a pass deflection. Love made two solo stops on 28 snaps at corner in a non-conference win over Southeast Missouri State. He was in on 28 plays against Ole Miss and recorded a solo tackle and a quarterback hurry. Love made one assisted tackle against Louisiana-Monroe while playing 37 snaps.

He played but did not record any statistics at South Carolina. Love did not make a tackle in limited action against No. 13 Tennessee and Mississippi State. He saw valuable playing time in the Razorbacks' final three games against No. 9 LSU, No. 4 Florida and No. 7 Wisconsin, but did not record a tackle in the trio of contests.

2005: He played in six games during his first season in a Razorback uniform. He logged time against Missouri State, Alabama, Louisiana-Monroe, Auburn, Georgia and Mississippi State. Most of his playing time was on special teams, although he did get some snaps at cornerback. He earned two tackles on the season with both of them coming on special teams. – He played in the Razorbacks' season-opening win over Missouri State. After a two-game hiatus, he returned to the field against Alabama. He tallied his first collegiate tackle, an assisted stop, in the Razorbacks' non-conference victory over Louisiana-Monroe in War Memorial Stadium located near his hometown. He also played against Auburn, Georgia and Mississippi State. His first solo tackle came at No. 4 Georgia.

HIGH SCHOOL CAREER: He recorded 55 tackles, seven pass break ups, two tackles for loss and three forced fumbles on defense as a senior for Coach Bryan Hutson. On the offensive side of the ball, he accounted for five touchdowns (three receiving and two rushing) in his final prep campaign. He boasted 45 carries for 465 yards and two touchdowns. He also netted five receptions for 230 yards and three scores. He was a member of the Arkansas Democrat-Gazette's All-Metro team as a senior. In his junior campaign, he made 50 tackles and intercepted three passes. As a sophomore, he tallied 68 tackles, four interceptions and two forced fumbles. He also competed in track and field during his prep career. He competed in the 100- and 200-meter-dashes as well as the 4x100 relay. He recorded a best time of 10.6 in the 100-meter dash. Rivals.com rated him as the No. 11 overall player in Arkansas and the No. 44 cornerback in the country. He was ranked the No. 7 overall prospect in Arkansas by The Morning News of Northwest Arkansas. He was No. 86 on the Mobile Register's Super Southeast 120 listing. He participated in the 2005 Arkansas High School All-Star Game at Donald W. Reynolds Razorback Stadium. He was also recruited by South Carolina, Memphis, Nebraska, Rice, Oklahoma State and Ole Miss.

PERSONAL: Born Nov. 8, 1986, he is the son of Carol Morgan. Love is enrolled in the Fulbright College of Arts and Sciences and is majoring in sociology.

Jamar Love's Career Statistics

TACKLES	G/G	UA-A	Total	TFL-Yds	Sacks-Yds	PD	FF-FR	Int-Yds
2005	6/0	1-1	2	0-0	0-0	0	0-0	0-0
2006	14/1	12-4	16	0-0	0-0	3	0-0	0-0
TOTAL	20/1	13-5	18	0-0	0-0	3	0-0	0-0

63 C, 6-4, 307, JR-2L
Little Rock, Ark.
(Pulaski Academy)

JONATHAN LUIGS

2006 RIMINGTON TROPHY FINALIST
2006 ALL-AMERICAN

OUTLOOK: A 2006 Rimington Trophy Award finalist and a 2007 pre-season first-team All-American, Luigs has already gained notoriety around the nation as arguably the best center in college football. The Sporting News has already made that distinction, tabbing Luigs as the No. 1 center in the country. The Little Rock native has earned a spot on four first-team pre-season All-America teams including Athlon Sports, Blue Ribbon College Football Yearbook, CBS Sportsline.com and The Sporting News. He is a member of the Outland Trophy, Lombardi Award and Rimington Trophy watch lists for the coming season. He has started all 24 games of his Razorback career and has helped the Hogs lead the Southeastern Conference in rushing in each of the last two seasons. Luigs is one of two returning starters on the UA offensive line for 2007. Barring injury, he will play nearly every snap for the Razorbacks this season.

2006: Luigs established himself as one of the top centers in the nation with a standout sophomore campaign at the heart of the Razorbacks' offensive line. He was one of six finalists for the Rimington Award, presented annually to the nation's best center. Luigs was the only sophomore and one of just two underclassmen (the other was a junior) among the finalists for the prestigious honor. He earned third-team All-America honors from The Associated Press and first-team sophomore All-America honors from CollegeFootballNews.com. He earned first-team All-SEC honors from league coaches and The Associated Press after helping the Razorbacks lead the SEC and rank fourth in the nation with 228.5 rushing yards per game. In addition for only the third time in

RETURNING RAZORBACKS | PLAYERS

2007





UNIVERSITY OF ARKANSAS

PLAYERS — RETURNING RAZORBACKS

SEC history and the 38th time in NCAA history, Arkansas featured two 1,000-yard running backs (Darren McFadden – 1,647, Felix Jones – 1,168) on the same team. McFadden finished the season 10th in the NCAA in rushing yardage (117.6 ypg) and captured the 2006 Doak Walker Award, presented annually to the nation's best running back. McFadden also finished as the Heisman Trophy runner-up as a sophomore. Luigs also was at the center of an offensive front that cleared the way for 13 100-yard rushing performances in 14 games and allowed only nine sacks in 14 games (0.64) to rank second nationally in fewest sacks allowed. He graded out at a team-high 89.7 percent, including team-best clips of 85.1 percent in run blocking and 97.1 percent in pass blocking. He recorded a perfect 100-percent clip in pass blocking in six games (Vanderbilt, Alabama, SEMO, ULM, Tennessee and Florida). He tallied 34 knockdowns on the season including seven outings of three or more knockdown blocks. – Luigs started the season opener against No. 3 USC at center. He graded out at a team-high 94 percent including grades of 91 percent and 97 percent, respectively, on running and passing plays. He tallied one knockdown against the Trojans. He carded a grade of 81 percent including a 95-percent clip on pass plays in a UA win over Utah State. He recorded three knockdowns in the non-conference victory and helped the Hogs rack up 279 yards rushing including 184 from Darren McFadden. He played all 58 offensive snaps in the Razorbacks' win over Vanderbilt. He posted a perfect 100-percent grade in pass blocking and finished with a total grade of 82 percent. He racked up three knockdown blocks against the Commodores. Luigs played what Arkansas head coach Houston Nutt called his "best game as a Razorback" in Arkansas' double-overtime win over No. 22 Alabama. He earned Hogwired.com Offensive Player of the Week honors after tallying a grade of 94 percent (90 run, 100 pass) against the Crimson Tide. It was the second-consecutive perfect grade for Luigs in the passing game. He also tallied two knockdown blocks and carded a team-best five (of five) rating while clearing the way for 172 yards rushing. He was superb for the second-consecutive game playing all 56 offensive snaps paving the way for the Razorbacks' 27-10 upset of No. 2 Auburn. Luigs earned SEC Offensive Lineman of the Week honors for his performance. He graded out at a team-high 94 percent and earned a five rating against the Tigers. He carded a 95-percent clip on running plays and a 90-percent grade on passing plays. He tallied a team-high five knockdowns while clearing the way for 279 yards rushing including a pair of 100-yard rushers (McFadden and Felix Jones). Luigs scored a grade of 92 percent on 28 snaps in the Hogs' win over Southeast Missouri State. He tallied an 85-percent grade on running plays and a perfect 100-percent mark on passing plays against the Redhawks. He tallied three knockdowns in helping the Hogs rush for 381 yards and earn two 100-yard rushers (Michael Smith and Jones). He tallied a grade of 91 percent (90 run, 94 pass) in the Razorbacks' 38-3 win over Ole Miss. He played 47 snaps and earned three knockdown blocks against the Rebels. He was solid on 47 snaps in the Razorbacks' win over Louisiana-Monroe. He helped the Hogs rack up 331 yards rushing including two 100-yard rushing performances (Jones and McFadden). He tallied a grade of 91 percent (86 run, 100 pass) against the Warhawks. The 100-percent pass grade was the fourth perfect clip on pass blocking on the season. Luigs was the anchor of a Razorbacks' offensive front that cleared the way for a 219-yard rushing performance by McFadden in Arkansas' 26-20 win over South Carolina. He recorded four knockdowns against the Gamecocks. He logged 65 snaps in Arkansas' 31-14 win over No. 13 Tennessee. Luigs earned a 91-percent clip on rushing plays and a perfect 100-percent grade on passing plays. He tallied an overall grade of 93 percent, but didn't earn a knockdown. Arkansas racked up 425 yards of total offense, including 259 yards rushing, against the Volunteers. The Hogs didn't allow a sack in the win. Luigs was solid in Arkansas' 28-14 win over Mississippi State. He tallied three knockdown blocks against the Bulldogs. In addition, Arkansas' offensive front didn't allow a sack for the fourth-consecutive game. He played all 61 snaps against No. 9 LSU and helped the Hogs rack up 298 yards rushing including 182 by McFadden and 137 by Jones. He tallied a 95-percent grade on pass blocking and one knockdown block against the Tigers. Luigs recorded a team-high grade of 85 percent, including a perfect 100-percent clip in pass blocking against No. 4 Florida in the SEC Championship Game. He tallied two knockdown blocks against the Gators. Luigs added two more knockdowns to his total and helped lead the way for 232 yards on the ground against No. 7 Wisconsin in the Capital One Bowl. He helped Jones rack up a career-high 150 yards rushing against the Badgers.

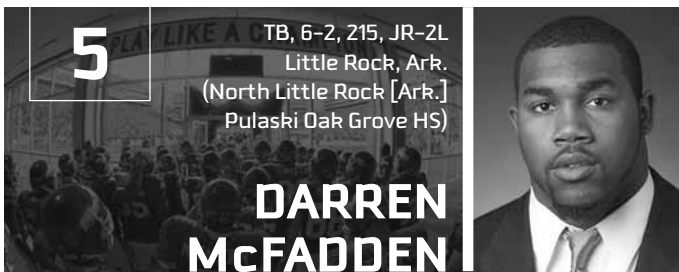
2005: It didn't take long for the redshirt freshman to become an integral part of the UA offensive front. When Robert Felton moved from right guard to right tackle to take over after Zac Tubbs suffered a serious high-ankle sprain, he filled the void at right guard. At two points during the season, he moved down one spot to play center for an ailing Kyle Roper. He filled in admirably, helping Arkansas rack up 216.9 yards rushing per game to lead the SEC and rank 12th nationally. The Hogs boasted a total of 10 100-yard rushing performances on the season, including five 100-yard efforts from SEC Freshman of the Year Darren McFadden. McFadden rushed for 1,113 yards behind the Hogs' offensive front. The offensive guard/center graded out at 84 percent or better on pass blocking in nine of 10 games he played. He ranked second on the line with a season pass blocking average of 92.2 percent. He posted the line's best rush block season average at 82.5 percent. He started seven games at right guard and three games at center. He had 53 knockdown blocks in 10 games played, an average of 5.3 per game that ranked second on the team. He led the squad in knockdown blocks three times. He was named a freshman All-American by ESPN.com and the Football Writers Association of America, a second-team selection by CollegeFootballNews.com and Rivals.com, and an honorable mention choice by The Sporting News. He was also named to the coaches SEC All-Freshman team. – He earned the opening day start at right guard in the Hogs'

win over Missouri State. He recorded eight knockdown blocks and graded out at 86 percent against the Bears as Arkansas ran for 483 yards. He played 74 snaps against Vanderbilt and graded out at 90 percent with seven knockdown blocks. He suffered a high-ankle sprain early in the first quarter against No. 1 USC and missed the Alabama game while trying to get healthy. When he returned, he started at center for Roper against Louisiana-Monroe. He graded out at 90 percent in his first start at center, recording six knockdown blocks in 52 snaps. He returned to right guard against Auburn and graded out at 91 percent on 58 snaps with a team-best five knockdown blocks. He played well at Georgia with a team and career-high 11 knockdown blocks as the Razorbacks reeled off 216 yards rushing against the Bulldogs. He graded out at 88 percent in 72 snaps in the near-upset of No. 4 Georgia. He continued his impressive play against South Carolina with a team-high eight knockdown blocks. He graded out at 84 percent on 73 snaps as the Hogs rushed for 219 yards against the Gamecocks. He started the Ole Miss game at right guard, but was forced to move to center after Roper left early in the game with an injured knee. He logged 62 snaps, earning one knockdown block and an 80-percent grade on pass blocking. In his second start of the season at center, he graded out at 91 percent (89 running, 93 passing) to help lead the Razorbacks to a win against Mississippi State. He recorded two knockdown blocks against the Bulldogs. He racked up five knockdown blocks in the season finale against LSU.

2004: He came to Arkansas as an offensive guard, but also spent time at center on the scout team offense during his redshirt season.

HIGH SCHOOL CAREER: He was a three-year starter on the offensive line for Coach Kevin Kelley. He started at both center and offensive tackle as well as playing defensive end. He graded out at 90 percent or more in blocking in each of his three varsity seasons. He capped his prep career by helping his squad win its first state championship (3A) in school history with a 13-2 mark. He was named to The Associated Press Arkansas Super Team and the Arkansas Democrat-Gazette All-Arkansas Team as senior and the all-metro squad as a junior. He racked up 77 tackles, including 26 solo stops, in his junior campaign. He also earned four sacks, three more tackles for loss (-30) and two quarterback hurries. He was a member of the National Honor Society. He also was the 2003 recipient of the Brandon Burlsworth Award, named after the former Razorback All-American offensive guard. SuperPrep had him rated as the No. 12 prospect in Arkansas while The Morning News had him at No. 14. He was also recruited by LSU, Memphis, Alabama, Iowa, Kansas State and Nebraska.

PERSONAL: Born Aug. 11, 1986, he is the son of Gary and Yvonne Luigs. He is enrolled in the College of Engineering and is majoring in transportation and logistics. Luigs was named a Hard Working Hog for the 2004-05 and 2005-06 academic years. He was also named to the Lon Farrell Academic Honor Roll for the 2004-05 academic year and for Fall 2006.



2006 DOAK WALKER AWARD RECIPIENT
2006 HEISMAN TROPHY RUNNER-UP
2006 CONSENSUS FIRST-TEAM ALL-AMERICAN

OUTLOOK: McFadden is the top returning player in college football after a storybook 2006 season that saw the Little Rock native burst onto the national scene, capture the Doak Walker Award, finish as the Heisman Trophy runner-up as a sophomore and lead the Razorbacks to a 10-4 record and an SEC Western Division championship. The consensus first-team All-American broke the UA single-season record and posted the fifth-best rushing season in Southeastern Conference history when he rushed for 1,647 yards. McFadden is one of only two running backs in the history of the Southeastern Conference to rush for 1,000 yards in his freshman and sophomore seasons. Georgia's Herschel Walker is the other. McFadden was the first Razorback to earn a trip to New York as a finalist for the Heisman Trophy. A late-season surge allowed him to upset Notre Dame quarterback Brady Quinn for second place in the voting finishing behind Ohio State quarterback Troy Smith. McFadden was only the seventh freshman or sophomore to finish second in the Heisman Trophy balloting. He was the first sophomore to win the Doak Walker Award. His versatility sets him apart from any other player in college football. Utilized as the quarterback in the "Wildcat" formation, McFadden dominated defenses with his running and passing. He shares the backfield with another 1,000-yard rusher and first-team All-American kick returner Felix Jones. The duo forms the most potent running back tandem in the nation. McFadden has established his own place in the SEC record books as well, next to legendary backs like Walker, Bo Jackson and Emmitt Smith. His career rushing average of 110.4 yards per



RAZORBACK FOOTBALL



game ranks fifth on the SEC career chart. He owns 12 100-yard rushing games in his 25-game collegiate career. In 2007, McFadden is primed to make a run at the nation's most prestigious individual awards while leading the Razorbacks in their quest to defend their Southeastern Conference Western Division title.

2006: McFadden turned in the most prolific offensive season by an individual in Arkansas history on his way to winning the Doak Walker Award and finishing as the Heisman Trophy runner-up. The first Arkansas player to be a finalist for the nation's top individual award, McFadden became only the seventh freshman or sophomore to finish as the runner-up after finishing behind winner Troy Smith of Ohio State. McFadden outpolled third-place Brady Quinn of Notre Dame by 96 points. McFadden became the first sophomore to win the 2006 Doak Walker Award, presented annually to the top running back in the nation. He was the first Razorback to win the Doak Walker Award and only the third player in school history to win a major national individual award (Bud Brooks and Loyd Phillips - Outland Trophy). McFadden was a consensus first-team All-America selection by the Associated Press, American Football Coaches Association (AFCA), CBS Sportsline.com, SI.com, Walter Camp Foundation, Rivals.com and Football Writers Association of America (FWAA). He was named as the unanimous SEC Offensive Player of the Year by The Associated Press, SEC Coaches, the Little Rock Touchdown Club and the Mobile Register. McFadden was also honored as the Jim Brown National Running Back of the Year by The Touchdown Club of Columbus (Ohio) and the SEC Back of the Year by the Birmingham Monday Morning Quarterback Club. McFadden rushed for a school-record 1,647 yards on 284 carries. His season output marked the fifth-best rushing season in SEC history. He became just the third Arkansas running back to produce back-to-back 1,000-yard seasons and only the second player in SEC history to earn 1,000 yards as both a freshman and sophomore (Herschel Walker - Georgia). McFadden and teammate Felix Jones (1,168) became only the third duo in SEC history and the 38th tandem in NCAA history to rush for 1,000 yards in the same year on the same team. McFadden led the SEC and ranked 10th in the nation averaging 117.6 yards per game rushing. He rushed for 100 yards or more seven times (Utah State, Alabama, Auburn, ULM, South Carolina, Tennessee and LSU), including his first 200-yard effort vs. the Gamecocks with 219 yards on the ground. His seven 100-yard games in 2006 tied with Cedric Cobbs (2003) for the single-season school record. He became just the 12th player in school history to rush for 2,000 yards in his career was the first UA sophomore to accomplish the feat. He reached the 2,000-yard barrier on just 324 carries, which averaged out to roughly 6.2 yards per carry. McFadden ranked second in the SEC and tied for 38th in the nation with an average of 7.00 points per game. He found the end zone 16 times racking up 14 rushing touchdowns, one receiving touchdown and one kickoff return score. He earned a rushing touchdown in nine of 14 games in 2006. In addition, he passed for three touchdowns out of the "Wildcat" formation. He finished the season 7-of-9 passing for 69 yards and three touchdowns. He hauled in 11 catches for 149 yards, including a career-long 70-yard touchdown reception. He returned 10 kickoffs for 262 yards and scored his first career kickoff return touchdown on a 92-yard run against Mississippi State. McFadden ranked first in the SEC and sixth in the nation with 147.0 all-purpose yards per game. He shattered the UA record for all-purpose yards in a season by 454 yards with his total of 2,058. In fact, McFadden topped Dickey Morton's previous school record of 1,604 all-purpose yards on rushing yards alone (1,647). - He made a surprise start at flanker in the season opener after coming back from toe surgery on July 30. He rushed nine times for 42 yards and hauled in two passes for minus-6 yards against USC. He exploded for 184 yards and two touchdowns in the Hogs' 20-0 win over Utah State. He scampered for a then-career-long 72-yard touchdown run in the third quarter against the Aggies. He also scored from nine yards in the second quarter. McFadden rushed for 71 yards on 19 carries in the Razorbacks' win over Vanderbilt. He tallied a 20-yard gain against the Commodores. McFadden turned in his second 100-yard game of the season with a 112-yard effort on 25 carries in Arkansas' 24-23 double-overtime win against No. 22 Alabama. He scored his third rushing touchdown of the season on a three-yard run in the third quarter. He tallied first-down yardage on five of his carries and earned five or more yards on 10 of his 25 totes including runs of 9, 11, 12, 12 and 29 yards. His 29-yard run was the longest allowed by Alabama's defense, ranked 18th nationally, in the first four games of the season. He snared a successful two-point conversion pass in the third quarter. He also made another catch for one yard against the Crimson Tide. McFadden was named USA Today National Player of the Week after exploding for 145 yards and a touchdown in the Razorbacks' 27-10 road upset of No. 2 Auburn. He raced 63 yards for a touchdown in the second quarter to register the first rushing touchdown against the Auburn defense all season long (six games). His 100-yard effort was the third of the season and the eighth of his career. He recorded nine runs of four yards or more and six runs of six yards or more against the Tigers. He tallied 71 yards and two touchdowns on only six carries in the Hogs' blowout win over Southeast Missouri State. All of McFadden's rushing attempts came in the first quarter. He scored on the Razorbacks' first offensive snap after racing 52 yards to pay-dirt. He also scored on a two-yard run later in the first quarter. He made one catch for 18 yards against the Redhawks in the second quarter. He then watched the remainder of the game from the sideline with the Razorbacks well in control. He rushed 17 times for 65 yards and a touchdown in Arkansas' 38-3 win over Ole Miss. He scored his seventh rushing touchdown of the season on a four-yard run in the first quarter. He also made two catches for a career-high 85 yards and a touchdown against the Rebels. He took a screen pass from Mustain 70 yards for a touchdown in the third quarter. The long-distance reception was the longest by a Razorback since 2004. McFadden tallied a

total of 169 all-purpose yards for the game (65 rush, 85 receiving, 19 KR). He eclipsed the 100-yard rushing mark for the fourth time on the season with 129 yards and one touchdown on 18 carries against Louisiana-Monroe. He scored on an 18-yard run in the third quarter. He lined up at quarterback in the "Wildcat" formation three times and completed his first touchdown pass, a nine-yard toss to tight end Wes Murphy. He also handed the ball to Jones on a seven-yard touchdown run in the first quarter. He earned a reception of his own for 11 yards in the win. McFadden turned in a career-best 219 yards on 25 carries at South Carolina. The 219 yards rushing is tied for the fourth-best rushing performance in school history. He also scored two touchdowns. McFadden eclipsed the 1,000-yard mark for the season for the second-straight year (1,038) and became just the 12th player at Arkansas to rush for 2,000 yards in a career and the first sophomore to accomplish the feat. For his efforts against the Gamecocks, McFadden was named the national Cingular All-America Player of the Week. In one of the most impressive offensive showings of his career, he racked up 216 all-purpose yards in a win over No. 13 Tennessee. He rushed for 181 yards and two touchdowns while throwing for another score. His 181 yards rushing marked the fifth time in his career he had rushed for more than 180 yards setting a new UA record (old record - Fred Talley - 4 games). He scored on TD runs of five and 17 yards marking the seventh-consecutive game with at least one rushing score. He completed a 12-yard pass to Marcus Monk for a touchdown. McFadden lined up at quarterback for 13 plays against Tennessee. The Hogs gained 126 yards and three touchdowns (2 rush, 1 pass) on those plays. He racked up 194 all-purpose yards and recorded his first kickoff return for a touchdown in the Hogs' 28-14 win at Mississippi State. McFadden earned 84 yards on 26 carries and completed a 16-yard pass to Marcus Monk in the win. He returned two kickoffs for a total of 94 yards against the Bulldogs. His 92-yard kickoff return for a touchdown in the second quarter broke a 7-7 tie in the first quarter. He torched the No. 1 defense in the nation for 222 yards of total offense in the Razorbacks' loss to No. 9 LSU. He rushed 21 times for 182 yards and two touchdowns against the Tigers. He burst free for an 80-yard touchdown in the fourth quarter. On that run, he broke Madre Hill's UA single-season rushing mark (1,387). He also scored on a one-yard touchdown run in the first quarter. McFadden completed both of his passing attempts in the game for a total of 33 yards including a 28-yard strike to Robert Johnson to set up the Hogs' first touchdown. He also found Dick for a five-yard completion. McFadden also hauled in a pass for a seven-yard gain against LSU. He lined up at quarterback on 16 plays with the Hogs netting 133 yards (8.3 avg.) out of the "Wildcat" formation. McFadden rushed 21 times for 73 yards in the Razorbacks' 38-28 loss to No. 4 Florida in the 2006 SEC Championship Game. He completed a two-yard pass to Jones for a touchdown before throwing an interception and an incompleteness on his following two passing attempts. He earned two receptions for 27 yards, including a 19-yard gain against the Gators. He played, despite being slowed by a sprained ankle and an Achilles injury, against Wisconsin in the 2007 Capital One Bowl. He rushed 19 times for 89 yards against the Badgers. He broke away on a 45-yard run on the Hogs' first offensive possession for his longest run of the day. He completed one pass on one attempt for minus-3 yards. He also returned two kickoffs for 36 yards, including a long gain of 20.

2005: Simply put, it was the most spectacular season by a Razorback freshman running back in school history. By the time his rookie campaign was complete, he had collected nearly every award imaginable and re-written portions of the UA record book. He shattered the UA freshman record with 1,113 rushing yards and 11 touchdowns on 176 carries. The previous school record of 668 yards was set by Cedric Cobbs in 1999. He was fourth in the SEC and 31st in the nation in rushing. His rushing average was the third-best by a freshman in the country. In SEC play, he was third in the league with 103.8 yards per game. He was the first freshman to rush for 1,000 yards in school history and just the seventh Razorback to rush for 1,000 yards in a season. He was the second-fastest UA back to 1,000 yards, eclipsing the mark in 152 carries. He became just the seventh freshman running back in SEC history to rush for 1,000 yards, joining legendary running backs like Herschel Walker, Emmitt Smith, Reggie Cobb, Chuck Webb, Jamal Lewis and Justin Vincent. He became the first Razorback freshman to post multiple 100-yard rushing games when he tallied five such efforts including three of the top four freshman single-game rushing marks in school history. He and teammate Felix Jones, who ran for 626 yards on 99 carries, tied for the league lead with 6.3 yards per carry. He averaged more than seven yards per carry in five games. He had eight runs of at least 35 yards, including two 70-yard touchdown runs and a 64-yard burst. He also had 14 runs of 20 yards or more. He tied for eighth in the league in scoring at 6.2 points per game. He was third among league players in touchdowns. He had at least one touchdown in seven of 11 games and scored multiple touchdowns four times. He was second in the SEC and 28th nationally with 137.5 all-purpose yards per game. He had 1,513 total yards with 1,113 rushing, 348 on 12 kickoff returns (29.0) and 52 on 14 receptions (3.7). An honorable mention All-American by Pro Football Weekly, he earned first-team freshman All-America honors from the Football Writers Association of America (FWAA), CollegeFootballNews.com, ESPN.com, Rivals.com, Scout.com and The Sporting News. The SEC Freshman of the Year by the Associated Press, the league's coaches and CollegeFootballNews.com, he was also first-team All-SEC Freshman team by the league's coaches and The Sporting News. Named by ESPN.com as the SEC's Newcomer of the Year, he was also voted UA's MVP by the Little Rock Touchdown Club. He won the SEC Freshman of the Week award twice and the Rivals.com National Freshman of the Week once. He was named the Hogwire.com Offensive Player of the Week six times on the season. - Arkansas boast-

RETURNING RAZORBACKS

PLAYERS

2007





UNIVERSITY OF ARKANSAS

2007 PLAYERS — RETURNING RAZORBACKS

ed three 100-yard rushers against Missouri State in the season opener, but he was not one of them. He carried the ball nine times for 70 yards, including a long of 37 and his first career touchdown from three yards out. He only carried the ball once in the Vanderbilt game, but picked up six tough yards on a fourth-down play to keep a drive alive. He proved to be a threat against the nation's top team as he reeled off a team-high 88 yards against top-ranked Southern California. He averaged 6.8 yards per carry with 88 yards on 13 carries and was named the Hogwired.com Offensive Player of the Week. He also returned a pair of kickoffs for 43 yards against the Trojans. He garnered 95 yards on only eight carries for an 11.9 yards-per-carry average at Alabama. He capped his performance with a 70-yard burst up the Alabama sideline that was highlighted by a ferocious stiff arm that allowed him to get into the end zone. His performance garnered him a second-consecutive Hogwired.com Offensive Player of the Week honor. He topped the 100-yard rushing mark for the first time in his career with 125 yards and a pair of touchdowns on 11 carries in a non-conference win over Louisiana-Monroe. He combined with Jones to become the first Razorback freshman duo to rush for 100 or more yards in the same game. He also busted a career-long 64-yard kickoff return vs. the Indians. He made it two 100-yard games in a row with 108 yards and two touchdowns on 13 carries against Auburn. He earned SEC Freshman of the Week honors for his efforts. His signature game of the 2005 campaign came at Georgia where the true freshman exploited one of the best defenses in the nation for 190 yards and two touchdowns on 31 carries. He simply out-ran the Bulldogs' defense for a 70-yard touchdown in the second quarter at Athens. He later punched it in from one yard. For the second-consecutive week he earned league freshman honors and garnered Rivals.com National Freshman of the Week accolades as well. He followed the Georgia game with another spectacular performance against South Carolina. He racked up 187 yards on 32 carries against the Gamecocks. His two-game total of 377 rushing yards was the second-best back-to-back game total in school history. His 190-yard output against Georgia and his 187-yard effort against South Carolina are the top two freshman single-game rushing marks in school history. The South Carolina outing also marked his fourth straight 100-yard rushing performance. Only two other players in school history have rushed for at least 100 yards in four straight games (Jerry Eckwood, 1975 and Cedric Cobbs, 2003). A stingy Ole Miss defense held him to his second-lowest rushing output of the season with just 22 yards on 13 carries. He returned to form the following week against Mississippi State when he ripped off 165 yards on 21 carries and scored two touchdowns en route to surpassing the 1,000-yard rushing barrier. He had three runs of 20 yards or more and two of 35 yards or more, including a long run of 64 yards. It was on his 64-yard jaunt against the Bulldogs that he eclipsed the 1,000-yard rushing plateau. In the season finale against No. 3 LSU, he collected 57 hard-earned yards and one touchdown on 24 carries. He scored his 11th touchdown of the season on a one-yard run early in the fourth quarter. He also completed the first pass of his career when he found Marcus Monk for 13 yards on a fourth-down play late in the game to extend the Razorback offensive drive.

HIGH SCHOOL CAREER: He was the only player from the state of Arkansas to be named to the Parade All-America team in 2004. He was also selected to the second team All-South squad by Countdown to Signing Day. He racked up 4,871 yards rushing on 497 attempts in his prep career and averaged 9.8 yards per carry for Coach John Mayes. He was named the Arkansas Democrat-Gazette's Offensive Player of the Year in 2004. He was also selected to the Arkansas Democrat-Gazette's All-Arkansas squad. He was also tabbed as the 4A-Southeast Conference's Outstanding Back. He earned all-state and all-area honors as both a junior and a senior. He rushed for 1,965 yards and 27 touchdowns on 184 carries as a senior. He averaged 10.7 yards per carry and scored three or more rushing touchdowns in six games during his senior season. He made three receptions for 67 yards and one score. He completed six-of-15 passes for 75 yards and two touchdowns as a quarterback. He also returned nine punts for 370 yards and three touchdowns. As a junior, he rushed for a school-record 2,027 yards and 19 touchdowns on 204 carries. He averaged 9.9 yards per tote as a junior leading his squad to an 8-4 record and second-place finish in the 5-AAA Conference. He hauled in nine passes for 252 yards and two touchdowns as a junior. He also earned 103 yards on 12 punt returns. In his sophomore campaign, he rushed for 859 yards and 13 touchdowns on 109 carries. He hauled in 12 receptions for 333 yards and five scores. He also returned 10 punts for 82 yards and 14 kickoffs for 372 yards. In the summer of 2004, he was named as the most valuable player of the Houston Nutt Football Camp. In addition to football, he was a standout in baseball and track and field in high school. He owned a vertical jump of 32 inches in high school. He was ranked as the No. 23 prospect in the nation and the No. 1 prospect in Arkansas by Rivals.com. The organization also rated him as a five-star prospect and the No. 3 athlete in the country. Tom Lemming's Prep Football Report rated him as the No. 8 running back in the nation. He was No. 21 on the Mobile Register's Super Southeast 120 listing. He was also listed as No. 21 in The Dallas Morning News Top 100. He was also among the Atlanta Journal-Constitution's Super Southern 100. He participated in the 2005 Arkansas High School All-Star Game at Donald W. Reynolds Razorback Stadium. He was also recruited by a host of other schools including Tennessee, Alabama, Nebraska, Auburn and Iowa.

PERSONAL: Born Aug. 27, 1987, he is the son of Graylon McFadden and Mini Muhammad. He is enrolled in the College of Education and Health Professions and is majoring in kinesiology with an emphasis on teaching. He was named to the Lon Farrell Academic Honor Roll for Fall 2006. He was also named a Hard Working Hog for the 2005-06 academic year.

Darren McFadden's Career Statistics

RUSHING	G/GS	Att	Yds	TD	Lg	Avg/C	Avg/G
2005	11/8	176	1113	11	70	6.3	101.2
2006	14/14	284	1647	14	80	5.8	117.6
TOTAL	25/22	460	2760	25	80	6.0	110.4

RECEIVING	Rec	Yds	TD	Lg	Rec/G	Avg/C	Avg/G
2005	14	52	0	12	1.3	3.7	4.7
2006	11	149	1	70	0.8	13.5	10.6
TOTAL	25	201	1	70	1.0	8.0	8.0

PASSING	Att-Cmp-Int	Yds	TD	Lg	Pct	Avg/P	Avg/G
2005	2-1-0	13	0	13	50.0	6.5	1.2
2006	9-7-1	69	3	28	77.8	7.7	4.9
TOTAL	11-8-1	82	3	28	72.7	7.5	3.3

KICK RET.	KOR	Yds	TD	Lg	Avg/Ret	Avg/G
2005	12	348	0	81	29.0	31.6
2006	10	262	1	92	26.2	18.7
TOTAL	22	610	1	92	27.7	24.4

ALL PURPOSE	Rush	Rec	PR	KR	IR	Total	Avg/G
2005	1113	52	0	348	0	1513	137.5
2006	1647	149	0	262	0	2058	147.0
TOTAL	2760	201	0	610	0	3571	142.8

SCORING	TD	Rush	Pass	Retn	PAT	2PAT	FG	Total	Avg/G
2005	11	11	0	0	0	1	0	68	6.2
2006	16	14	1	1	0	1	0	98	7.0
TOTAL	27	25	1	1	0	2	0	166	6.6

Career Game-by-Game

2005													
Date	Opponent	Rush	Yds	TD	Lg	Rec.	Yds	TD	Lg	KOR	Yds	Lg	TD
9/3	Missouri State	9	70	1	37	0	0	0	0	0	0	0	0
9/10	Vanderbilt	1	6	0	6	0	0	0	0	0	0	0	0
9/17	at USC	13	88	0	14	0	0	0	0	0	0	0	0
9/24	at Alabama	8	95	1	70	1	-2	0	-	0	0	0	0
10/8	ULM+	11	125	2	39	1	6	0	6	0	0	0	0
10/15	Auburn	13	108	2	35	3	1	0	4	0	0	0	0
10/22	at Georgia	31	190	2	70	0	0	0	0	0	0	0	0
11/5	South Carolina	32	187	0	36	3	6	0	7	0	0	0	0
11/12	at Ole Miss	13	22	0	9	2	17	0	12	0	0	0	0
11/19	Miss. State+	21	165	2	64	2	10	0	9	0	0	0	0
11/25	at LSU	24	57	1	13	2	14	0	9	0	0	0	0

2006													
Date	Opponent	Rush	Yds	TD	Lg	Rec.	Yds	TD	Lg	KOR	Yds	Lg	TD
9/2	USC	9	42	0	17	2	-6	0	-	0	0	0	0
9/9	Utah State	20	184	2	72	0	0	0	0	0	0	0	0
9/16	at Vanderbilt	19	71	0	20	0	0	0	0	0	0	0	0
9/23	Alabama	25	112	1	29	1	1	0	1	0	0	0	0
10/7	at Auburn	28	145	1	63	0	0	0	0	0	0	0	0
10/14	SE Mo State	6	71	2	52	1	18	0	18	0	0	0	0
10/21	Ole Miss	17	65	1	17	2	85	1	70	1	19	0	19
10/28	vs. ULM+	18	129	1	18	1	11	0	11	0	0	0	0
11/4	at S. Carolina	25	219	2	43	0	0	0	0	4	96	0	26
11/11	Tennessee	30	181	2	37	1	6	0	6	1	17	0	17
11/18	at Miss. State	26	84	0	17	0	0	0	0	2	94	1	92
11/24	LSU+	21	182	2	80	1	7	0	7	0	0	0	0
12/2	Florida%	21	73	0	15	2	27	0	19	0	0	0	0
1/1/07	Wisconsin&	19	89	0	45	0	0	0	0	2	36	0	20

+Little Rock, Ark.; %2006 SEC Championship Game; &2007 Capital One Bowl



DANIEL MEADOR

OUTLOOK: Entering his second full season with the Razorbacks, he will try to earn playing time at one of the linebacker spots. He had one tackle, a solo stop, in the spring game.



RAZORBACK FOOTBALL



2006: He redshirted while working out with the scout team and improving his strength in the weight room.

HIGH SCHOOL: A tight end and linebacker at Charleston, he was a team captain, was named all-state and all-conference, and earned several player of the game honors. He was voted into the Charleston High Hall of Fame after finishing his career with 280 tackles, seven interceptions and five fumble recoveries. He helped Charleston go 10-2 and reach the semifinals as a sophomore, 12-1 and reach the title game as a junior, and 13-1 with a state championship as a senior. An honor roll student in high school, he was also a class officer and an FBLA officer.

PERSONAL: Born July 13, 1987, he is the son of Don and Gail Meador. His older brother, Donald, was a member of the Hog football team from 2001-05. Daniel is enrolled in the College of Engineering and is majoring in computer engineering.

88

SE, 6-3, 195, SO-1L
Huntington, Ark.
(Greenwood [Ark.] HS)

LUCAS MILLER

OUTLOOK: After not seeing the field early in the season, Miller became a regular on the gridiron midway through the 2006 campaign. He played in eight of nine games down the stretch and earned his first career reception against No. 7 Wisconsin in the Capital One Bowl. Miller is listed behind Marcus Monk, Marques Wade and Chris Baker on the pre-season depth chart at split end. He will also likely retain a role on UA special teams in 2007.

2006: Miller appeared in eight games in his redshirt freshman season making one start against No. 9 LSU in a three-wide receiver set. He impressed UA coaches with his early-season work on the practice field and earned playing time in eight of the Hogs' last nine games, including the final seven contests. In addition to his work at wide receiver, he logged time on UA special teams. – His first collegiate action came against Southeast Missouri State. He went on to play against Louisiana-Monroe, South Carolina, No. 13 Tennessee, Mississippi State, No. 9 LSU, No. 4 Florida and No. 7 Wisconsin. He earned a tackle against the Gators in the SEC Championship Game. His first career catch came at a crucial time in the Capital One Bowl against Wisconsin. He snared a key 19-yard pass from Casey Dick on third down late in the third quarter against the Badgers. The gain sustained the drive with a first down. Arkansas went on to score a touchdown and cut the Wisconsin lead to three points in the fourth quarter.

2005: He spent his redshirt season working with the UA wide receivers on the scout team offense.

HIGH SCHOOL CAREER: He was a three-year letter winner as a wide receiver for Coach Rick Jones at Greenwood High School. During his senior season, he recorded 58 catches for 1,200 yards, had 13 touchdowns and 11 interceptions. He also played free safety and was honored as an all-state selection. He was also a letterman in soccer, basketball and baseball. He was a three-time MVP in basketball and one of his performances was selected as the State Farm Play of the Year. He was also a member of the National Honor Society.

PERSONAL: Born Oct. 21, 1986, Miller is the son of Johnny and Gail Miller. He is enrolled in the Fulbright College of Arts and Sciences and is majoring in communication. He was named to the Lon Farrell Academic Honor Roll for Spring 2006.

Lucas Miller's Career Statistics								
RECEIVING	G/GS	Rec	Yds	TD	Lg	Rec/G	Avg/C	Avg/G
2006	8/1	1	19	0	19	0.1	19.0	2.4
TOTAL	8/1	1	19	0	19	0.1	19.0	2.4

90

DT, 6-2, 296, JR-2L
Newnan, Ga.
(Newnan)

ERNEST MITCHELL

OUTLOOK: Called upon when starting defensive tackle Marcus Harrison went down with an injury early last season, Mitchell blossomed into one of the best defensive linemen in the Southeastern Conference. Arkansas defensive coordinator Reggie Herring called Mitchell the unsung hero of the Razorback defense in 2006. A powerful cog in the middle of the Hogs' defensive line, he is a tremendous run-stopper and is skilled at getting pressure up the middle on the quarterback. He is one of the strongest players on the Razorback roster and uses his size and strength to regularly shed double teams at the line of scrimmage. The All-SEC candidate enters the pre-season as the Razorbacks' starter at left defensive tackle.

2006: Mitchell started the season as a top reserve on the defensive line, but an injury to Marcus Harrison thrust the sophomore into the starting lineup. He played in all 14 games, starting nine contests including the final six games of the season. Mitchell earned starting nods against Alabama, Auburn, Southeast Missouri State, South Carolina, Tennessee, Mississippi State, LSU, Florida and Wisconsin. He was a persistent nuisance to opposing offenses in his sophomore season racking up 41 tackles, including 22 solo stops, nine tackles for loss (-29) and one sack (-7). Of his 41 tackles, 23 of his stops came in five starts against ranked opponents. His nine tackles for loss ranked fourth on the squad and second among UA defensive tackles. Mitchell garnered at least one tackle for loss in seven games including in all but two of his starts. He racked up nine quarterback hurries, tallied a pass break up and returned a fumble nine yards. – He played 15 snaps against USC, but did not record a tackle. Mitchell came back to make three tackles in a non-conference win over Utah State. He played nine snaps at Vanderbilt and registered two assisted tackles. He made his first career start in Harrison's absence against No. 22 Alabama and played a career-best 57 snaps. Mitchell responded with three tackles including one tackle for loss (-1). In his second start, he was a constant presence in No. 2 Auburn's backfield helping the Razorbacks to an upset of the Tigers. Mitchell garnered four tackles, including two tackles for loss (-10) and his first sack (-7) of the season. He made one solo tackle in 28 plays and knocked down a pass against Southeast Missouri State. He played 14 snaps as he moved back to second team defensive tackle behind Harrison, but did not make a tackle. Mitchell played 51 snaps against Louisiana-Monroe, making a career-high five tackles, and recovering a fumble and returning it nine yards. His fumble recovery and return set up a UA touchdown. He started his fourth game of the season at South Carolina, recording four tackles and a tackle for loss (-6). He made his second-consecutive start at home against No. 13 Tennessee. He earned four tackles, including three solo, one tackle for loss (-5) and two quarterback hurries in the win over the Volunteers. Mitchell started his fourth-straight game at Mississippi State collecting three tackles and a quarterback hurry. In the regular season finale against No. 9 LSU, he made five total tackles with three solo stops and a tackle for loss (-1). Mitchell made four solo tackles and tallied two tackles for loss (-5) and one quarterback hurry against No. 4 Florida in the SEC Championship Game. It was Mitchell's second career game at the Georgia Dome in Atlanta. The Georgia native played a high school state playoff game in the facility as a prepster. He capped his season with two tackles, one tackle for loss (-1) and two quarterback hurries in a start against No. 7 Wisconsin in the Capital One Bowl.

2005: He appeared in nine games in his redshirt freshman season as a reserve on the UA defensive line. He played in every game with the exception of the Vanderbilt and Southern California contests. He tallied six tackles, including one tackle for loss (-4), and four quarterback hurries on the season. Three of his six stops were of the solo variety. He earned at least one tackle in five of the nine games he participated in. – He earned an assisted tackle in the Hogs' season-opening win over Missouri State. He played against Alabama, Louisiana-Monroe, Auburn and Georgia. He earned an assisted tackle and three quarterback hurries against ULM, but didn't earn statistics against the other opponents. He tallied another assisted stop against South Carolina. He garnered two solo tackles and a tackle for loss (-7) in the Razorbacks' first league win at Ole Miss. He added another solo tackle against Mississippi State.

2004: He spent his redshirt season bulking up in the weight room and working on the UA scout team defense.

HIGH SCHOOL CAREER: He racked up 146 tackles, including 21 tackles for loss, in his senior season at Newnan High School. The Coweta-Fayette County Player of the Year and an Atlanta Touchdown Club Player of the Week award winner, he tallied 10 sacks for Coach Robert Herring. He helped his high school squad post a 13-2 record in his final campaign. He was rated as the No. 18 player in Georgia by

RETURNING RAZORBACKS | PLAYERS 2007





UNIVERSITY OF ARKANSAS

Rivals.com. He was a member of the Southeast Elite 88 and was the nation's No. 27 defensive tackle in rankings by the same outlet. He was listed as one of the nation's "Super Prospects" by CollegeSports.com. He was ranked as the No. 22 prospect in Georgia by SuperPrep. He benched 425 pounds and squat lifted 540 pounds. He finished second in the state in the power-lifting championships. As a junior, he competed in track and field finishing first in Coweta County in the shot put and discus. He also was recruited by Florida State and Clemson.

PERSONAL: Born Nov. 6, 1985, he is the son of Ernest and Verleda Mitchell. He is enrolled in the Bumpers College of Agricultural, Food and Life Sciences and is majoring in turf management. He was named a Hard Working Hog for the 2004-05 and 2005-06 academic years.

Ernest Mitchell's Career Statistics

TACKLES	G/GS	UA-A	Total	TFL-Yds	Sacks-Yds	PD	FF-FR	Int-Yds
2005	9/0	3-3	6	1.0-7	1.0-7	0	0-0	0-0
2006	14/9	22-19	41	9.0-29	1.0-7	1	0-1	0-0
TOTAL	23/9	25-22	47	10.0-36	2.0-14	1	0-1	0-0

Career Game-by-Game

2005								
Date	Opponent	UA-A	Total	TFL-Yds	Sacks-Yds	PD	Int-Yds	
9/3	Missouri State	0-1	1	0-0	0-0	0	0-0	
9/10	Vanderbilt	DNP						
9/17	at USC	DNP						
9/24	at Alabama	0-0	0	0-0	0-0	0	0-0	
10/8	ULM+	0-1	1	0-0	0-0	0	0-0	
10/15	Auburn	0-0	0	0-0	0-0	0	0-0	
10/22	at Georgia	0-0	0	0-0	0-0	0	0-0	
11/5	South Carolina	0-1	1	0-0	0-0	0	0-0	
11/12	at Ole Miss	2-0	2	1.0-7	1.0-7	0	0-0	
11/19	Miss. State+	1-0	1	0-0	0-0	0	0-0	
11/25	at LSU	0-0	0	0-0	0-0	0	0-0	

2006								
Date	Opponent	UA-A	Total	TFL-Yds	Sacks-Yds	PD	Int-Yds	
9/2	USC	0-0	0	0-0	0-0	0	0-0	
9/9	Utah State	1-2	3	0-0	0-0	0	0-0	
9/16	at Vanderbilt	0-2	2	0-0	0-0	0	0-0	
9/23	Alabama	1-2	3	1.0-1	0-0	0	0-0	
10/7	at Auburn	3-1	4	2.0-10	1.0-7	0	0-0	
10/14	SE Mo State	1-0	1	0-0	0-0	0	0-0	
10/21	Ole Miss	0-0	0	0-0	0-0	0	0-0	
10/28	vs. ULM+	1-4	5	0-0	0-0	1	0-0	
11/4	at S. Carolina	1-3	4	1.0-6	0-0	0	0-0	
11/11	Tennessee	3-1	4	1.0-5	0-0	0	0-0	
11/18	at Miss. State	2-1	3	0-0	0-0	0	0-0	
11/24	LSU+	3-2	5	1-1	0-0	0	0-0	
12/2	Florida%	4-1	5	2.0-5	0-0	0	0-0	
1/1/07	Wisconsin&	2-0	2	1.0-1	0-0	0	0-0	

+Little Rock, Ark.; %2006 SEC Championship Game; &2007 Capital One Bowl

PLAYERS | RETURNING RAZORBACKS



C, 6-2, 287, SR-SQ
Gilbert, Ariz.
(Gilbert HS /
Univ. of New Haven /
Northern Arizona)

MIKE MOFFITT

OUTLOOK: A transfer from Northern Arizona, Moffitt will face an uphill battle for playing time in 2007. He has been with the Razorbacks for two seasons, but has not played in a game. Jonathan Luigs is a pre-season first-team All-American and is entrenched at center. Joey Crossland is set to backup Luigs with Moffitt listed third on the pre-season depth chart at center.

2006: Moffitt worked with the UA scout team offense. He didn't see game action.

2005: He sat out the 2005 season after transferring to Arkansas from Northern Arizona. Because of the transfer, he was ineligible to play in his first full year of residency at UA. He worked with the scout team offense in his first year on campus.


BEFORE ARKANSAS: He attended both the University of New Haven in Connecticut (fall of 2003) and Northern Arizona (spring 2004-spring 2005). He competed at New Haven in 2003, but didn't play at Northern Arizona in the fall of 2004.

HIGH SCHOOL CAREER: He was a three-year letter winner as an offensive and defensive lineman at Gilbert High School under Coach Jesse Parker. He also was a deep snapper. He was honored as both an all-region lineman and deep snapper. He had a personal-best squat of 500 pounds during his high school career.

PERSONAL: Born Dec. 1, 1984, he is the son of Bob and Jan Moffitt. He is enrolled in the College of Education and Health Professions and is majoring in kinesiology with an emphasis on teaching. He was named to the Lon Farrell Academic Honor Roll in Fall 2005 and Spring 2007. He was also named a Hard Working Hog for the 2005-06 academic year.

85

SE, 6-6, 220, SR-3L
Lepanto, Ark.
(East Poinsett County HS)



MARCUS MONK

OUTLOOK: A year after breaking the UA record for touchdown catches, Monk will have his eyes on another milestone in 2007. The first-team pre-season all-conference selection will be looking to break the Southeastern Conference record for receiving touchdowns. Monk is tops among active SEC wide receivers with 24 touchdown catches and is only eight scores shy of breaking the league record of 31 held by Florida's Chris Doering. He has caught at least one pass in all 36 career games including 27 multiple-catch outings. He has put himself in position to leave his mark in the record books. He ranks fourth in UA history in receiving yards (2,007) and sixth in career receptions (122) entering his final collegiate campaign. The fact that the three-year starter even has a shot at a bevy of records is a credit to the senior's patience and ability. Throughout Monk's career in Fayetteville, the Razorbacks have struggled to field a consistent passing game while at the same time housing a league-leading rushing attack. He was projected by some as a prime candidate to leave for the NFL after his junior year, however, the Arkansas native is back for his senior season. A pre-season candidate for the Maxwell Award and the Biletnikoff Award, Monk appears to be ready for a sensational finale to a record-setting career.

2006: Monk was the Razorbacks' go-to guy and starter at split end for the third-consecutive season. He led the Hogs with 50 catches for 962 yards and a school-record 11 receiving touchdowns. He also eclipsed Anthony Lucas' career touchdown reception record (23) with his final touchdown catch of the season. He earned both the season and career records on a 48-yard touchdown pass from Casey Dick in the SEC Championship Game. Monk snared a touchdown pass in nine of the Razorbacks' 14 contests. His 962 receiving yards ranked third on the UA single-season chart while his 50 receptions ranked tied for seventh. He ranked ninth in the SEC and 42nd in the nation with an average of 68.1 receiving yards per game. Monk earned multiple catches in 10 of 14 games, including seven games of four or more receptions. He tallied three 100-yard receiving games on the season (Vanderbilt, South Carolina and Tennessee). – Monk opened the season with four catches for 44 yards against No. 6 USC. He tallied three receptions for 56 yards, including a 38-yard gain against Utah State. He hauled in his first touchdown of the season on a 13-yard pass from Mitch Mustain late in the second quarter. Monk earned the first 100-yard receiving game of his career with 124 yards and a touchdown on five catches in the Hogs' 21-19 win at Vanderbilt. He earned a career high in receiving yardage (124) and snared a career-long reception (56 yards) for a touchdown on the Hogs' first offensive series. It was the longest pass play for the Razorbacks since midway through the 2004 season. In addition to the 56-yard gainer, he made receptions for 7, 9, 11 and 41 yards. His 41-yard catch set up another Arkansas score. In fact, the Razorbacks scored on three of the four drives in which Monk caught a pass against the Commodores. He made two catches for 53 yards, including a long gain of 43 yards, in the Hogs' 24-23 win over No. 22 Alabama. His 53-yards receiving moved him into the top 10 on the UA career receiving yards list. He made only one catch against No. 2 Auburn, but it was a key play in the Hogs' 27-10 upset of the Tigers. He wrestled away a Mustain pass from an Auburn defender and raced 50 yards for the Hogs' first touchdown in the first quarter. The 50-yard touchdown reception was the second-longest of his career. He snagged four balls for 57 yards in Arkansas' 63-7 win over Southeast Missouri State. He tallied catches of 9, 9, 15 and 24 yards against the Redhawks. Two of his four catches moved the chains. He caught two passes from both Mustain and reserve quarterback Casey Dick. He extended his consecutive reception streak to 29 games with one catch for 15 yards in Arkansas' 38-3 win over Ole Miss. Monk tiptoed near the sideline at the one-yard line to snare the Mustain pass. The catch netted a first down and set up a Peyton Hillis rushing touchdown. He tied a season-high with five catches for 51 yards and two touchdowns in the Hogs' 44-10 win over Louisiana-Monroe. The two 12-yard scores tied a career high and marked the fourth time Monk has hauled in two touchdown receptions in a game during his career. He snared passes of 3, 5, 12, 12 and 19 yards against the Warhawks. Monk turned in a career game at South Carolina with eight catches for 192 yards and

2007



RAZORBACK FOOTBALL



a touchdown. He averaged an impressive 24.0 yards per catch with grabs of 37, 18, 50, 18, 24, 5, 26 and 14 yards. His 192-receiving yards were the fifth-most in a single game in school history. He matched his career high with eight receptions for 137 yards and two touchdowns in Arkansas' 31-14 win over No. 13 Tennessee. Monk hauled in scoring catches of 10 yards from Dick and 12 yards from tailback Darren McFadden. He tallied catches of 4, 10, 11, 12, 12, 20, 33 and 35 yards. Six of his eight catches went for first downs with another going for a touchdown. He averaged 17.1 yards per catch against the Volunteers. Monk hauled in four catches for 80 yards and a touchdown in the Hogs' win at Mississippi State. His TD came on a 35-yard pass from Dick in the third quarter. The scoring play was a double-reverse pass and began with McFadden taking the snap and pitching it to Felix Jones. Jones then flipped it back to Dick who hit Monk in stride for the touchdown. He also made three first down catches of 12, 16 and 17 yards against the Bulldogs. Monk extended his consecutive reception streak to 34 games with a 21-yard touchdown catch against No. 9 LSU. He hauled in the pass from Dick in the second quarter. The touchdown reception was the 10th of the season and the 23rd of his career tying him with Anthony Lucas for the UA season and career records. It also extended his touchdown reception streak to five-consecutive games. Monk earned three catches for 69 yards and a touchdown in the SEC Championship Game against Florida. He passed Lucas (23) for the most career touchdown receptions by a Razorback when he hauled in his 24th career touchdown on a 48-yard pass from Dick in the second quarter. His 11th touchdown catch of the season also surpassed Lucas' UA single-season record (10). Monk also earned an 18-yard catch for a first down and a three-yard catch against the Gators. He tallied his fourth tackle of the season as well. He extended his consecutive games with a reception streak to 36 games with one reception against No. 7 Wisconsin in the Capital One Bowl. The reception gained 13 yards and a first down in the third quarter. Monk also racked up his fifth tackle of the season against the Badgers.

2005: He started all 11 games for the Razorbacks at split end in 2005. He was the Hogs' most effective wide receiver, hauling in 35 catches for 476 yards and seven touchdowns. He led the team in receiving yards (476) and touchdowns (seven) and ranked second to fullback Peyton Hillis (38) in receptions. He caught a pass in every game of the 2005 season, extending his career streak to 22 games. His seven touchdowns ranked fifth-best in the SEC in 2005 and established a new personal career high in that category. His average of 3.18 receptions per game ranked 12th in the league and his 43.3 yards-per-contest average ranked 13th among SEC players. -- He tallied six catches for 77 yards and a touchdown in the season opener against Missouri State. He scored on a five-yard pass from Robert Johnson. He followed up his season-opening performance with another quality effort against Vanderbilt. He made five catches for 59 yards and a seven-yard touchdown reception against the Commodores. He was one of few bright spots in Arkansas' loss at No. 1 USC. He snared three catches for 33 yards and two touchdowns against the top-ranked Trojans. He caught a 12-yard touchdown pass from Johnson in the second quarter and a five-yard scoring pass from Alex Mortensen in the fourth quarter. He hauled in four passes for 47 yards at Alabama with a long of 19 yards. He caught two passes for 26 yards in a win over Louisiana-Monroe. He made just one catch against Auburn as the Hogs struggled to develop a consistent passing game. His 18-yard grab did give the Hogs a first down against the Tigers. He snared a 19-yard catch against South Carolina. He turned in his best game of the season at Ole Miss with five catches for 63 yards and two extremely difficult touchdown receptions in heavy traffic. He teamed with freshman quarterback Casey Dick for a pair of second-half touchdown receptions coming from 23 yards in the third quarter and 24 yards in the fourth quarter. His efforts earned him Hogwired.com Offensive Player of the Week honors. He turned in another solid game against Mississippi State with four catches for 48 yards and a touchdown. He pulled in a 15-yard touchdown on a fade pattern just before the halftime intermission. Against LSU, he earned a season-best 79 yards on three receptions. He netted a career-long 55-yard gain on a pass from Dick and also a key 13-yard gain on fourth down late in the game from UA tailback Darren McFadden.

2004: He turned in a record breaking season as a true freshman for the Razorbacks. He tied for the team lead in receptions with senior Steven Harris (37). His 37 catches eclipsed the UA freshman record for catches. With two receptions against Mississippi State, he passed former Razorback and current Kansas City Chiefs' receiver Richard Smith (33 in 2000) for the UA record. He was second only to Harris in receiving yardage with 569 yards. He led all SEC freshmen with 3.36 receptions per game and 51.73 yards per contest. He ranked seventh among the nation's freshmen in receiving yards per game. He also ranked 11th overall in both categories among all league players. His six touchdown catches led all Razorbacks. Only South Carolina wide receiver Troy Williamson had more touchdown receptions (7) among SEC receivers. He earned at least one catch in each of the Razorbacks' 11 games including two or more catches in nine contests. He ranked second on the squad with eight catches of 20+ yards. He hauled in 30 catches in the last seven games. He earned 50+ yards receiving in six of the Razorbacks' last seven contests. He earned his first collegiate start at No. 4 Auburn and responded with five catches for 87 yards. He was named one of four national scholar-athletes of the year by the National Football Foundation. He was the Midwest Scholar-Athlete of the Year for his senior year of high school. He was honored on Dec. 7 in New York. -- In his first collegiate game, he snared a 38-yard touchdown reception from Matt Jones in the second quarter in a win over New Mexico State. Against No. 7 Texas, he hauled in three catches for 42 yards including a long of 18 yards. He posted

the first multi-touchdown game of his career with two scores (21, 25) in a 49-20 win over Louisiana-Monroe. He totaled 46 yards on his two catches. He hauled in one catch for 23 yards and a first down in a 27-10 win over Alabama. He hauled in five receptions for 52 yards and a touchdown in a road loss at No. 16 Florida. His touchdown catch came on a seven-yard toss from Jones in the fourth quarter. He also snared a two-point conversion pass from Jones in a furious Razorback second-half comeback. He made his first collegiate start at split end against No. 4 Auburn. He hauled in five catches for a career-high 87 yards against the Tigers, including a 35-yard gain. He tallied four catches for 59 yards and a touchdown against No. 6 Georgia. He snared a 17-yard touchdown pass, among two defenders, in the first quarter against the Bulldogs. He set new career highs with seven receptions for 95 yards and a touchdown in a road loss at South Carolina. He snared a 13-yard touchdown pass from Jones in the fourth quarter against the Gamecocks. Five of his seven catches went for 13+ yards including a long of 25 yards. He made four catches for 59 yards, including another one-handed grab, in the Razorbacks' 35-3 win over Ole Miss. He earned 30 of his 59 yards on a strike from UA backup quarterback Robert Johnson. He broke the school record for receptions by a freshman in a season with two catches for 11 yards against Mississippi State. He earned his 33rd and 34th catches of the season, bypassing former Razorback and Kansas City Chiefs' wide receiver Richard Smith (33), for the UA mark. He broke the record on a three-yard pass from Jones in the fourth quarter of the Hogs' victory. He snared three passes for 57 yards, including a long gain of 26 yards, against LSU.

HIGH SCHOOL CAREER: An all-state selection in both football and basketball at East Poinsett County High School, he has played both sports at Arkansas. The valedictorian of his class, he was considered by some publications as the top basketball prospect in the state. He was named the Arkansas Democrat-Gazette's Athlete of the Year for his senior season. He tallied 72 receptions for 1,074 yards and 12 touchdowns as a senior for Coach Mark Courtney. He hauled in 52 balls for 1,104 yards and 19 touchdowns as a junior. He also rushed for 110 yards on 10 carries and earned 400 yards on 15 kickoff returns. In his senior season on the hardwood, he averaged 20.8 points, 16.4 rebounds, 4.9 assists, 3.8 blocks and 2.5 steals and was named the Arkansas Democrat Gazette's Mr. Basketball. He led his team to the Class AAA state championships and was named most valuable player of the tournament. As a junior in basketball, he averaged 25.8 points and 15.7 rebounds per game. He averaged a double-double per game in his sophomore season. He was part of a state basketball championship as a freshman and a senior. The Morning News had him ranked as the No. 5 football prospect in Arkansas. He was rated as the No. 68 wide receiver in the nation by Rivals.com. He was also ranked as the state's No. 7 prospect by Rivals.com. SuperPrep had him as the No. 9 prospect in Arkansas and the No. 30 wide receiver in the Southeast Region. Insiders.com ranked him as the No. 97 wide receiver in the country. A member of the national honor society, the math and science clubs, and the student council, he graduated first in his class.

PERSONAL: Born April 26, 1986, he is the son of Dewayne Perry and Jackie Monk. He was named in December 2004 as one of four National Football Foundation Scholar-Athletes of the Year in recognition of his senior year at East Poinsett County HS. Monk is enrolled in the Sam M. Walton College of Business and is majoring in transportation. He was named to the 2006-07 SEC Academic Honor Roll. Monk was a member of the Lon Farrell Academic Honor Roll for the 2004-05, 2005-06 and 2006-07 academic years. He was also named a Hard Working Hog for the 2004-05 and 2005-06 academic years.

RECEIVING	G/GS	Rec	Yds	TD	Lg	Rec/G	Avg/C	Avg/G
2004	11/6	37	569	6	38	3.4	15.4	51.7
2005	11/11	35	476	7	55	3.2	13.6	43.3
2006	14/14	50	962	11	56	3.6	19.2	68.7
TOTAL	36/31	122	2007	24	56	3.4	16.5	55.8

SCORING	TD	Rush	Pass	Retn	PAT	2PAT	FG	Total	Avg/G
2004	6	0	6	0	0	1	0	38	3.5
2005	7	0	7	0	0	0	0	42	3.8
2006	11	0	11	0	0	0	0	66	4.7
TOTAL	24	0	24	0	0	1	0	146	4.1

2004	Date	Opponent	Rec.	Yds	TD	Lg
	9/4	New Mexico St.	1	38	1	38
	9/11	Texas	3	42	0	18
	9/18	vs. ULM+	2	46	2	25
	9/25	Alabama	1	23	0	23
	10/2	at Florida	5	52	1	16
	10/16	at Auburn	5	87	0	35
	10/23	Georgia	4	59	1	18
	11/6	at South Carolina	7	95	1	25
	11/13	Ole Miss	4	59	0	30
	11/20	at Miss. State	2	11	0	8
	11/26	LSU+	3	57	0	26

RETURNING RAZORBACKS — PLAYERS 2007





UNIVERSITY OF ARKANSAS

RETURNING RAZORBACKS

2005					
Date	Opponent	Rec.	Yds	TD	Lg
9/3	Missouri State	6	77	1	21
9/10	Vanderbilt	5	59	1	19
9/17	at USC	3	33	2	16
9/24	at Alabama	4	47	0	19
10/8	ULM+	2	26	0	15
10/15	Auburn	1	18	0	18
10/22	at Georgia	1	7	0	7
11/5	South Carolina	1	19	0	19
11/12	at Ole Miss	5	63	2	24
11/19	Miss. State+	4	48	1	15
11/25	at LSU	3	79	0	55

2006					
Date	Opponent	Rec.	Yds	TD	Lg
9/2	USC	4	44	0	20
9/9	Utah State	3	56	1	38
9/16	at Vanderbilt	5	124	1	56
9/23	Alabama	2	53	0	40
10/7	at Auburn	1	50	1	50
10/14	SE Mo State	4	57	0	24
10/21	Ole Miss	1	15	0	15
10/28	vs. ULM+	5	51	2	19
11/4	at S. Carolina	8	192	1	50
11/11	Tennessee	8	137	2	35
11/18	at Miss. State	4	80	1	35
11/24	LSU+	1	21	1	21
12/2	Florida%	3	69	1	48
1/1/07	Wisconsin&	1	13	0	13

+Little Rock, Ark.; %2006 SEC Championship Game; &2007 Capital One Bowl

15

FL, 6-2, 193, FR-RS
Springdale, Ark.
(Springdale)

ANDREW NORMAN

OUTLOOK: Norman spent his first season in Fayetteville working in the weight room and honing his skills on the practice field. When he first arrived, he struggled to get off the line of scrimmage consistently. However, as his performance can attest, he has made tremendous strides in that area. After a solid spring, he has put himself in the mix for snaps in the wide receiver rotation.

2006: Norman worked with the scout-team offense during his redshirt season.

HIGH SCHOOL CAREER: He earned all-state honors after tallying 63 receptions for 1,189 yards and 11 touchdowns as a senior for former Springdale head coach and current University of Tulsa offensive co-coordinator Gus Malzahn. His high school squad went 14-0 and won the state championship in his senior season. His final prep squad was also ranked No. 2 in the nation by one national high school poll. He finished his career as Springdale High School's all-time leading receiver. He was teammates with fellow Razorback Ben Cleveland. Norman, who averaged 18.9 yards per reception, was named first-team All-Arkansas by the Arkansas Democrat-Gazette. As a junior, he tallied 43 catches for 535 yards and five touchdowns. He averaged 12.5 yards per catch in his junior campaign. For his efforts, he earned all-conference honors and was named to the KFSM Super Team. He also played basketball for the Springdale Bulldogs. He played AAU basketball with Houston Nutt III, the son of Arkansas head coach Houston Nutt. He also played baseball for the Bulldogs earning co-defensive player of the year awards as a sophomore on the diamond. He was ranked as the No. 5 prospect in Arkansas and the No. 49 wide receiver in the country by Rivals.com. HawgSports.com tabbed him as the No. 8 overall player in Arkansas. Scout.com rated him as the No. 92 wide receiver in the nation. The same outlet ranked him as the No. 7 prospect in Arkansas while Hawgs Illustrated had him as the No. 6 prospect in the state. He was also recruited by Michigan State, Kansas, Indiana and Louisville.

PERSONAL: Born May 5, 1987, he is the son of Robert and Debbie Norman. He is enrolled in the Fulbright College of Arts and Sciences.

27

CB, 6-0, 184, SO-1L
Cedar Hill, Texas
(Cedar Hill)

JERRELL NORTON

OUTLOOK: Norton is Arkansas' most talented cornerback and he will have a chance to play full time in 2007. He has the potential to be the most productive player at the cornerback position, but must improve his consistency from play to play. His natural ability got him to the field quickly last season. He has outstanding ball skills and displayed his vast potential last spring. Norton is listed as the Razorbacks' starting left cornerback heading into August.

2006: Norton reported to fall camp a little late due to a delay in certification from the NCAA Clearinghouse, but it didn't take long for the Razorback rookie to make it clear he would be a major contributor at cornerback. Norton worked his way up to second on the depth chart at right cornerback after just one game at Arkansas. He made the first start of his career at Vanderbilt when the Hogs opened in a dime defense. He moved to free safety following the South Carolina game when Michael Grant was lost for the season with a knee injury. He played primarily as a reserve at that position behind Kevin Woods. Norton played in 11 games in his freshman campaign missing only the Alabama, Auburn and Southeast Missouri State games due to an injury. He had 15 tackles on the season, including 10 solo stops. Norton earned at least one tackle in seven of his 11 appearances on the gridiron. Two of his 15 tackles came on special teams. He garnered two fumble recoveries and one forced fumble on the season. - Norton played six snaps against No. 6 USC after missing the early part of pre-season camp. He really stepped in and contributed against Utah State where he made five tackles in just 15 snaps on the defensive side of the ball. Three of his five tackles against the Aggies were solo stops. In the most extensive playing time of his career, Norton made one solo tackle in 43 snaps in a win at Vanderbilt. He did not play against Alabama, Auburn or Southeast Missouri State due to a high ankle sprain. Norton returned to the field for the Hogs' game with Ole Miss. He made two solo tackles in five plays off the bench against the Rebels. Norton made three tackles in a reserve role against Louisiana-Monroe on five plays. Norton made one special teams tackle at South Carolina while also seeing time in the defensive secondary. He saw limited action at free safety against Tennessee and did not make a tackle. Norton played significant snaps at Mississippi State, making one tackle. He made two tackles and forced a fumble against No. 9 LSU. He then recovered the same fumble to halt the Tigers' offensive drive. Norton logged snaps behind Woods against No. 4 Florida in the SEC Championship Game but he did not make a tackle. He played in the secondary and on special teams against No. 7 Wisconsin in the Capital One Bowl. He didn't register a tackle against the Badgers.

HIGH SCHOOL CAREER: He was named the District 7-5A Offensive Player of the Year after helping Coach Joey McGuire's club win the district title. It was the first district championship for CHS in 25 years. He spent a majority of his time at wide receiver, but did play three games at quarterback and logged some time at cornerback. He earned player of the week honors from the Dallas Morning News in the first week of his senior campaign. He also earned district player of the week honors seven times in his final prep campaign. For the year, he ran for 997 yards and 16 touchdowns, passed for 532 yards and three scores, and caught 46 passes for 859 yards and seven touchdowns. He also had two interceptions. He helped his team to the state playoffs. He was also recruited by Iowa, Texas A&M, Baylor, Kansas, Oklahoma State, SMU, Arizona, TCU and Tulsa.

PERSONAL: Born, Jan. 10, 1988, he is the son of Clarence Norton. He is enrolled in the Fulbright College of Arts and Sciences.

Jerrell Norton's Career Statistics								
TACKLES	G/GS	UA-A	Total	TFL-Yds	Sacks-Yds	PD	FF-FR	Int-Yds
2006	11/1	10-5	15	0-0	0-0	0	1-2	0-0
TOTAL	11/1	10-5	15	0-0	0-0	0	1-2	0-0

2007



RAZORBACK FOOTBALL




SE, 5-11, 178, JR-SQ
Fort Smith, Ark.
(Southside HS)



SEAN PENIX

OUTLOOK: A product of the River Valley, Penix made his collegiate debut last season in a non-conference win over Southeast Missouri State. With a long line at split end this season, he may find it difficult to garner significant playing time in 2007.

2006: While he continued to work with the UA scout team for most of the season, Penix did see his first collegiate action in the Razorbacks' 63-7 win over Southeast Missouri State. He didn't earn a reception in his limited stint against the Redhawks.

2005: He worked with the UA scout team offense, but did not see game action.

2004: He utilized the campaign as his redshirt season.

HIGH SCHOOL CAREER: He registered 800 receiving yards, 12 touchdowns, 30 tackles and 350 punting yards. He was on the 2004 all-conference team and earned honorable mention in 2003. His team won the 5A state championship in 2002. He was also an all-conference basketball player.

PERSONAL: Born July 9, 1986, he is the son of the Kevin and Sherri Penix. He was a member of the National Honor Society. He is enrolled in the Sam M. Walton College of Business and is majoring in marketing management. He was named a Hard Working Hog for the 2004-05 and 2005-06 academic years. He was also named to the Lon Farrell Academic Honor Roll for Spring 2007.

66

OG, 6-4, 295, JR-2L
Carlisle, Ark.
(Carlisle)



MITCH PETRUS

OUTLOOK: Petrus spent most of 2006 clearing the way for tailbacks Darren McFadden and Felix Jones at fullback and on special teams. This season, he will be asked to take on similar duty but at offensive guard. Petrus originally came to Arkansas as an offensive lineman. With the Razorbacks losing three starters from last year's front including starting guard Stephen Parker, he was a logical choice to move back to the trenches. His competitive nature and enthusiasm make him a formidable candidate for a majority of the snaps at left guard. He has excellent athletic ability and can utilize his quickness to pull from the guard position effectively. He will likely need to add a few more pounds and will have to continue to improve his pass blocking technique. Petrus is listed as the starter at left guard on the pre-season depth chart.

2006: He reported to Arkansas as a candidate for the offensive line. His sophomore season saw him take on a new role on the Razorbacks' offense. Petrus moved to fullback and was one of the Hogs' most effective blockers out of the backfield and on special teams. He appeared in all 14 games logging time as a blocking back and on the kickoff return and PAT/field goal units. He helped clear the way for a pair of 1,000-yard rushers (Darren McFadden and Felix Jones) and the 2006 Doak Walker Award winner (McFadden). Perhaps his best play of the season came on a kickoff return when he made the final block to spring Jones for a 100-yard kickoff return for a touchdown against Ole Miss. He earned one rushing attempt on the season and gained a yard against Southeast Missouri State. — Petrus played in the season opener against No. 6 USC. He didn't earn a carry, but played on special teams. He appeared in Arkansas' 20-0 win over Utah State earning snaps at fullback and on special teams. He logged several snaps in the UA backfield leading the way for McFadden and Jones against Vanderbilt. He also played on special teams against the Commodores. He saw time at fullback and helped McFadden rack up a 100-yard rushing game against No. 22 Alabama. Petrus was utilized as a blocking back in addition to his regular role on special teams against the Crimson Tide. He provided some key blocks as Arkansas racked up 279 yards rushing against No. 2 Auburn. The Razorbacks had two 100-yard rushers (McFadden and Jones) in the game. He was a key blocker in helping the Hogs earn 381 yards rushing in a win over Southeast Missouri State. He cleared the way for 100-yard rushing efforts by Michael Smith and

Jones. Petrus also earned his first career carry against the Redhawks, netting one yard in the fourth quarter. He played in the offensive backfield and on special teams in the Razorbacks' home win over Ole Miss. He provided the final key block on Jones' 100-yard kickoff return for a touchdown on the game's opening kickoff. He helped clear the way for 331 yards rushing in Arkansas' 44-10 win over Louisiana-Monroe. Petrus helped the Hogs rush for 267 yards in limited action at fullback. He was instrumental in blocking for Arkansas' vaunted rushing attack in the Hogs' win over No. 13 Tennessee. Arkansas racked up 259 yards rushing, including 181 from McFadden, in the win. He was Arkansas' first fullback on the field in the Razorbacks' win over Mississippi State. Petrus was taking the place of an injured Hillis. He was used as a blocker in the offensive backfield and on special teams against No. 9 LSU. Petrus contributed to the Razorbacks' total of 298 yards rushing including 182 by McFadden and 137 by Jones. He saw time as a blocking back and on special teams in the SEC Championship Game against No. 4 Florida and in the Capital One Bowl against No. 7 Wisconsin.

2005: He played in nine games for the Razorbacks as a member of the kickoff return team and a reserve tight end and offensive guard. He didn't play in the first two games of the season against Missouri State and Vanderbilt, but appeared in each of the nine games that followed. His first experience at offensive guard came in the Louisiana-Monroe game when he logged 12 snaps at his new position. He graded-out at a team-high 91 percent including 88 percent on running plays and 100 percent on passing plays. He tallied three knockdown blocks in his limited stint against the Indians. His other significant playing time on the offensive front came in the Razorbacks' win over Mississippi State. He played 32 snaps, carding a grade of 81 percent.

HIGH SCHOOL CAREER: He earned letters as a tight end and fullback under Coach Jamie Jones at Carlisle High School. He also played linebacker and earned the AA Conference Lineman of the Year Award. He was honored as an all-conference and all-state performer. As a tight end, he hauled in 40 receptions for 750 yards and eight touchdowns. During his junior campaign, he broke the state record for tackles in a game with 39. He recorded 306 tackles, including 145 solo tackles, his senior year and led the state. He also lettered in basketball and track and was an all-conference and all-state performer in basketball.

PERSONAL: Born May 11, 1987, he is the son of Phil and Sue Petrus. He is enrolled in the Fulbright College of Arts and Sciences and is majoring in agricultural business.

Mitch Petrus' Career Statistics

RUSHING	G/GS	Att	Yds	TD	Lg	Avg/C	Avg/G
2005	9/0	0	0	0	0	0.0	0.0
2006	14/0	1	1	0	1	1.0	0.1
TOTAL	23	1	1	0	1	1.0	0.0

41

WLB, 6-1, 210, FR-RS
Athens, Ala.
(Tanner HS)



RYAN POWERS

OUTLOOK: Despite only two games of limited special teams' experience, he will be given the unenviable task of replacing departed star Sam Olajubutu at will linebacker in 2007. Powers was a member of the UA kickoff coverage team for two games early in the 2006 campaign, but was sidelined after pulling his right hamstring. He was granted a medical hardship season and is listed as a freshman again this season. He has all of the tools to be a proto-type SEC linebacker. In fact, UA defensive coordinator Reggie Herring has said Powers has more natural talent and ability than Olajubutu, but will have to gain the intangibles of the former first-team All-SEC standout. He has great speed and appears to be a perfect fit for the will linebacker spot in the Razorback defense. Powers is listed as the starter at that position heading into pre-season camp.

2006: A pulled hamstring early in the 2006 season sidelined his rookie season before the end of September. He played against No. 6 USC and against Vanderbilt before suffering the injury against the Commodores. Fortunately, for Powers and the Razorbacks his limited play made him eligible for a medical hardship season. In his limited stint, he saw snaps on the kickoff coverage team. He made one solo stop against Vanderbilt.

HIGH SCHOOL CAREER: He was a two-way starter for Coach Laron White at Tanner High School. As a senior, he led his prep squad to the third round of the state playoffs and was named an honorable mention all-district selection. The Decatur Daily named him to its all-area squad. He racked up 503 yards and six touchdowns in his first seven games as a senior. He was selected as his squad's most valuable offensive and defensive player in his senior season. His prep squad also

RETURNING RAZORBACKS | PLAYERS

2007





UNIVERSITY OF ARKANSAS

made the state playoffs in his junior campaign. He earned state runner-up honors as a junior in the 200 meters with a time of 22.4 seconds. He clocked in at 10.8 seconds in the 100-meter dash and finished third at the state track meet as a junior. He chose Arkansas over Southern Miss, Alabama and Memphis, among others.

PERSONAL: Born June 22, 1988, he is the son of Riley and Phyllis Powers. He was born in England while his father was in the Air Force. He is enrolled in the Fulbright College of Arts and Sciences.

TACKLES	G/GS	UA-A	Total	TFL-Yds	Sacks-Yds	PD	FF-FR	Int-Yds
2006	2/0	1-0	1	0-0	0-0	0	0-0	0-0
TOTAL	2/0	1-0	1	0-0	0-0	0	0-0	0-0

87

FL, 6-0, 203, JR-2L
Little Rock, Ark.
(Pulaski Academy)

OUTLOOK: A former walk-on, Rees has earned a scholarship with his play in the last two seasons. He has been a mainstay on special teams and has been an important blocker on the perimeter from the flanker position. He doesn't have a career reception, but made three catches in two major scrimmages last spring. Rees is a hard worker and will likely be on the field often in both roles again in 2007. He is listed as a reserve at flanker on the pre-season depth chart.

2006: Rees was a familiar face on the field for the Razorbacks logging snaps in the wide receiver rotation and on special teams. He appeared in all 14 games and earned his first career start in a multiple receiver formation against No. 22 Alabama. He didn't garner a reception in his sophomore season. He was also a regular on the punt return and kickoff return teams for the Hogs. - Rees played in the Hogs' wide receiver set and on special teams in the Hogs' season opener against No. 6 USC. He played, but didn't earn stats in a 20-0 win over Utah State. He was back on the field in a road win at Vanderbilt. Rees earned his first career start in the Hogs' 24-23 double-overtime win against No. 22 Alabama. He was part of an offensive formation that included three wide receivers. He contributed on special teams in Arkansas' 27-10 upset win over No. 2 Auburn. He played at wide receiver and on special teams in the Razorbacks' 63-7 win over Southeast Missouri State. He didn't accrue statistics in Arkansas' home win over Ole Miss. He saw extensive action at wide receiver in the second half of Arkansas' 44-10 win over Louisiana-Monroe. He didn't make a catch against the Warhawks. Rees played against South Carolina and Tennessee but didn't have any statistics. He logged time on special teams in Arkansas' win at Mississippi State. Rees played on special teams against No. 9 LSU and against No. 4 Florida in the SEC Championship Game. He completed his 14-game resume with playing time against No. 7 Wisconsin in the Capital One Bowl.

2005: He appeared in nine games during his redshirt freshman season, serving on a variety of UA special teams. He was a contributor to both the punt return and kickoff return units. The biggest play of his young Razorback career came when he recovered a blocked punt against Alabama in the fourth quarter deep in Crimson Tide territory. The recovered kick led to a UA field goal.

2004: He spent his redshirt season working with the wide receivers on the UA scout team offense.

HIGH SCHOOL CAREER: He helped Pulaski Academy to its first state championship in school history in 2003. He caught 75 passes for 1,347 yards and 17 touchdowns as a senior for Coach Kevin Kelley. He also returned nine kickoffs for 232 yards and 14 punts for 205 yards. On defense, he racked up six interceptions and 33 yards in returns. He returned 16 punts for 192 yards and nine kickoffs for 232 yards as a senior. In his junior season, he snared 50 catches for 918 yards and 10 touchdowns. Max Emfinger had him rated as the No. 23 wide receiver in the nation. He was also recruited by SMU, Tulsa and Army.

PERSONAL: Born Sept. 17, 1985, he is the son of John and Debbie Rees. His father, John Aaron Rees Sr., was a three-year football letterman at Arkansas (1968-70). He is enrolled in the Sam M. Walton College of Business and is majoring in finance and real estate. Rees was an Academic All-SEC selection in 2005-06. He was named to the Lon Farrell Academic Honor Roll for the 2004-05 and 2005-06 academic years. He was also named a Hard Working Hog for the 2004-05 and 2005-06 academic years.

RECEIVING	G/GS	Rec	Yds	TD	Lg	Rec/G	Avg/C	Avg/G
2005	9/0	0	0	0	0	0.0	0.0	0.0
2006	14/1	0	0	0	0	0.0	0.0	0.0
TOTAL	23/1	0	0	0	0	0.0	0.0	0.0

SNP, 6-1, 240, FR-RS
Dallas, Texas
(Plano West HS)

BARRETT REYNOLDS

OUTLOOK: He will compete for the deep snapping job. The position is open after the departure of four-year letterman Brett Goode, who signed a free-agent contract with the Jacksonville Jaguars.

2006: Barrett worked out with the snappers and kickers while redshirting last season.

HIGH SCHOOL: A deep snapper and offensive tackle for head coach Mike Hughes at Plano West, he earned all-county and all-district honors at snapper as a senior. He was honorable mention in 2004 and had no bad snaps in two years at the position. He helped his team go 6-4 his senior season and 10-2 with an 8-5A bi-district title as a junior.

PERSONAL: Born June 8, 1987, he is the son of Bruce and Martha Reynolds. His brother, Blake, was a deep snapper at Central Missouri State. Barrett is enrolled in the Fulbright College of Arts and Sciences and is majoring in marketing management. He was named to the Lon Farrell Academic Honor Roll in Fall 2006.

9

CB, 6-0, 197, SR-3L
Marlin, Texas
(Marlin)

MATTERAL RICHARDSON

OUTLOOK: Richardson has been a regular on the field for the Razorbacks in each of the past three seasons. He has played in a total of 35 games in his collegiate career, earning a start in 22 contests. He is slated to start again at right cornerback in 2007. He has shown the ability to go one-on-one with some of the best wide receivers in the Southeastern Conference. Richardson improved on his consistency and continued to mature in all aspects of his game last spring. He is a pre-season first-team All-SEC selection by Phipps Football Magazine. Richardson is the starter at right cornerback heading into fall camp.

2006: Richardson was a full-time starter for the Razorbacks earning the first snap at right cornerback in all 14 games. He tied for seventh on the UA tackle list with 63 stops, including 51 solo tackles. He earned a half tackle for loss (-1) and one forced fumble. He snared one interception and racked up 45 yards on the return against Louisiana-Monroe. He ranked second on the team with 10 pass break ups. - Richardson was fourth among UA tacklers against No. 6 USC with nine stops. He then made three solo stops against Utah State as the Arkansas' secondary held the Aggies to just 114 yards of passing. Richardson made three solo tackles at Vanderbilt and broke up a pass. He tallied four tackles - three solo - in the Hogs' 24-23 double-overtime win against No. 22 Alabama. Richardson was third among all UA tacklers in a 27-10 upset win at No. 2 Auburn. He made 10 stops - nine solo - and knocked down one pass. He did not have a tackle in 39 snaps against Southeast Missouri State, but did knock down one pass. Richardson saw action on 64 snaps against Ole Miss, making two solo tackles and breaking up his fifth pass of the season. Richardson made four solo tackles to go along with his first career interception and a pass break up against Louisiana-Monroe. He returned the interception 45 yards to set up a touchdown. Richardson turned in an outstanding performance at South Carolina as the Gamecocks tested the UA secondary all night. He notched two pass break ups and five tackles, which ranked second on the team. Richardson garnered four tackles, including three solo, in the Hogs' win over No. 13 Tennessee. He played tight coverage all game at Mississippi State. He made five tackles (two solo) and half of a tackle for loss (-1). Richardson totaled seven tackles - six solo - against No. 9 LSU with one pass break up. He started the SEC Championship Game and made one solo tackle against No. 4 Florida. He concluded his junior season with a six-tackle performance against No. 7 Wisconsin in the Capital One Bowl. Five of his six stops against the Badgers were solo tackles. He also forced a fumble, recovered a fumble and broke up a pass.

PLAYERS RETURNING RAZORBACKS

2007



RAZORBACK FOOTBALL



2005: He was a key member of the UA secondary, playing in all 11 games and posting multiple starts at two different positions. He opened the season as the Hogs' starting free safety. He started the first five games at that spot before he was moved to left cornerback. After three games coming off the bench in that role, he started the final three contests at cornerback. He ranked third among UA defensive backs and ninth overall with 44 tackles on the season, including 28 solo stops. He earned 1.5 tackles for loss (-11), one sack (-10), six pass break ups and one quarterback hurry. He also logged time on the UA punt, punt return and kickoff coverage teams. – He was Arkansas' starting free safety in the season opening win over Missouri State, earning one solo and one assisted tackle. He set a career-high with eight tackles (five solo) in the conference opener against Vanderbilt. He also earned his quarterback hurry against Commodores' quarterback Jay Cutler. He made one solo stop in his third start at free safety at No. 1 USC. He matched his career high for the second time in three outings when he tallied eight tackles and a pass deflection against Alabama. Four of his eight tackles against the Crimson Tide were of the solo variety. He added another two solo stops to his season totals in a non-conference win over Louisiana-Monroe. He made a move back to cornerback prior to the Auburn game. He played cornerback for the Razorbacks in 2004. The move proved beneficial right off the bat with him garnering four tackles and two pass deflections against Auburn. He made two solo tackles at No. 4 Georgia. He recorded two solo and two assisted tackles against South Carolina. He also earned 1.5 tackles for loss (-11) and registered his first career sack (-10). He earned his first career start at cornerback in the Razorbacks' conference win at Ole Miss. He made seven tackles and broke up two passes against the Rebels. He produced four tackles, three solo, and a pass break up in the Hogs' 44-10 win over Mississippi State in Little Rock. He netted two solo tackles in the season finale at No. 3 LSU.

2004: He played on special teams and as a cornerback reserve in the Hogs' first 10 games. He did not suit up for the season finale against No. 12 LSU. Of his 13 tackles on the season, 12 were solo stops. He earned three tackles on special teams. He made at least one tackle in five of the 10 games in which he played. He tallied six tackles against South Carolina. – He logged time on special teams, but did not earn tackles against New Mexico State and Texas. He tallied his first two career stops (solo) in the Hogs' non-conference win over Louisiana-Monroe. He garnered a solo tackle in the Razorbacks' conference opener against Alabama. He played extensively in the second half in the Hogs' 45-30 loss to No. 16 Florida. For the second straight game, he saw extended playing time in a 38-20 loss at No. 4 Auburn. He did not make a tackle against the Tigers. He appeared on special teams and in the secondary, but did not make a tackle in the Hogs' 20-14 loss to Georgia. He made six tackles, all solo, in the Razorbacks' road loss at South Carolina. He saw time on special teams and as a reserve cornerback against the Gamecocks. He made a solo tackle and earned his first career pass deflection in the Razorbacks' 35-3 win over Ole Miss. He tallied three tackles, including two solo stops, in Arkansas' 24-21 win at Mississippi State. He missed the Razorbacks' season finale against No. 12 LSU while tending to a family issue.

HIGH SCHOOL CAREER: He made 87 tackles and snared seven interceptions in his senior season for Coach Jerry Malone. He helped lead his prep team to a state championship berth against Atlanta High School and fellow Razorback Dallas Washington. The Waco Tribune-Herald named him to its Super Centex football first team and rated him as the No. 7 prospect in Central Texas. He was also recruited by Kansas, TCU and Texas A&M.

PERSONAL: Born June 30, 1985, he is the son of Sherrell Allen. His first name is pronounced "matt-TAIR-uhl." His nickname is "Red." He is enrolled in the Fulbright College of Arts and Sciences and is majoring in sociology.

Mattaral Richardson's Career Statistics								
TACKLES	G/GS	UA-A	Total	TFL-Yds	Sacks-Yds	PD	FF-FR	Int-Yds
2004	10/0	12-1	13	0-0	0-0	1	0-0	0-0
2005	11/8	28-16	44	1.5-11	1.0-10	6	0-0	0-0
2006	14/14	51-12	63	0.5-1	0.0-0	11	1-1	1-45
TOTAL	35/22	91-29	120	2.0-12	1.0-10	18	1-1	1-45

Career Game-by-Game 2004

Date	Opponent	UA-A	Total	TFL-Yds	Sacks-Yds	PD	Int-Yds
9/4	New Mexico St.	0-0	0	0-0	0-0	0	0-0
9/11	Texas	0-0	0	0-0	0-0	0	0-0
9/18	vs. ULM+	2-0	2	0-0	0-0	0	0-0
9/25	Alabama	1-0	1	0-0	0-0	0	0-0
10/2	at Florida	0-0	0	0-0	0-0	0	0-0
10/16	at Auburn	0-0	0	0-0	0-0	0	0-0
10/23	Georgia	0-0	0	0-0	0-0	0	0-0
11/6	at South Carolina	6-0	6	0-0	0-0	0	0-0
11/13	Ole Miss	1-0	1	0-0	0-0	1	0-0
11/20	at Miss. State	2-1	3	0-0	0-0	0	0-0
11/26	LSU+	DNP					

2005

Date	Opponent	UA-A	Total	TFL-Yds	Sacks-Yds	PD	Int-Yds
9/3	Missouri State	1-1	2	0-0	0-0	0	0-0
9/10	Vanderbilt	5-3	8	0-0	0-0	0	0-0
9/17	at USC	1-0	1	0-0	0-0	0	0-0
9/24	at Alabama	4-4	8	0-0	0-0	1	0-0
10/8	ULM+	2-0	2	0-0	0-0	0	0-0
10/15	Auburn	2-2	4	0-0	0-0	2	0-0
10/22	at Georgia	2-0	2	0-0	0-0	0	0-0
11/5	South Carolina	2-2	4	1.5-11	1.0-10	0	0-0
11/12	at Ole Miss	4-3	7	0-0	0-0	2	0-0
11/19	Miss. State+	3-1	4	0-0	0-0	1	0-0
11/25	at LSU	2-0	2	0-0	0-0	0	0-0

2006

Date	Opponent	UA-A	Total	TFL-Yds	Sacks-Yds	PD	Int-Yds
9/2	USC	5-4	9	0-0	0-0	0	0-0
9/9	Utah State	3-0	3	0-0	0-0	1	0-0
9/16	at Vanderbilt	3-0	3	0-0	0-0	1	0-0
9/23	Alabama	3-1	4	0-0	0-0	0	0-0
10/7	at Auburn	9-1	10	0-0	0-0	1	0-0
10/14	SE Mo State	0-0	0	0-0	0-0	1	0-0
10/21	Ole Miss	2-0	2	0-0	0-0	1	0-0
10/28	vs. ULM+	4-0	4	0-0	0-0	1	1-45
11/4	at S. Carolina	5-0	5	0-0	0-0	2	0-0
11/11	Tennessee	3-1	4	0-0	0-0	0	0-0
11/18	at Miss. State	2-3	5	0.5-1	0-0	0	0-0
11/24	LSU+	6-1	7	0-0	0-0	1	0-0
12/2	Florida%	1-0	1	0-0	0-0	0	0-0
1/1/07	Wisconsin&	5-1	6	0-0	0-0	1	0-0

+Little Rock, Ark.; %2006 SEC Championship Game; &2007 Capital One Bowl

97

DE, 6-2, 255, JR-2L
Little Rock, Ark.
(Central HS)

ANTWAIN ROBINSON

OUTLOOK: With a break-out sophomore season, Robinson has quickly built a reputation as one of the most talented and effective defensive ends in the Southeastern Conference. He started all 13 games he played in last season and racked up 14.5 tackles for loss (-86) and 8.5 sacks (-63). He made at least one tackle for loss in 12 of his 13 outings in 2006. For his efforts, Robinson was named to the SEC Coaches second-team All-SEC squad. He uses his speed to rush quarterbacks off the end and his strength to stop the rush. He has proven to be somewhat injury-prone, especially of late. He underwent shoulder surgery in the off-season, but is on target to be ready to go for fall camp. Robinson is listed atop the pre-season depth chart at right defensive end.

2006: Robinson emerged as a bona fide standout at defensive end for the Razorbacks in 2006. He was a member of the Ted Hendricks Award watch list and earned second-team sophomore All-America honors from CollegeFootballNews.com. League coaches named him to the second-team All-SEC squad. He started all 13 games he played in, missing only the Southeast Missouri State game due to a nagging injury. He racked up 68 tackles, including 44 solo stops and 24 assisted tackles. His 68 tackles were among the best in the conference by defensive linemen. Robinson ranked second on the team to fellow defensive end Jamaal Anderson with 14.5 tackles for loss (-86) and 8.5 sacks (-63). He ranked fourth in the SEC and 37th in the nation in tackles for loss while ranking sixth in the league and 44th in the country in sacks. He earned at least one tackle for loss in 12 of 13 games and a sack in seven of his 13 contests. Robinson ranked third on the team with 15 quarterback hurries and he earned one forced fumble. He tallied seven pass break ups and returned an interception 40 yards for a touchdown to give the Razorbacks a second-half lead against No. 4 Florida in the SEC Championship Game. – He made eight tackles - four solo - vs. No. 6 USC, including a sack (-13) of Trojans' quarterback John David Booty. He also recorded three quarterback hurries and broke up two passes. Robinson made six tackles against Utah State with four solo stops and one tackle for loss (-1). He produced another strong effort at Vanderbilt, earning seven tackles, six solo, and his second sack (-1) of the season. Robinson caused havoc in the Alabama backfield in the Razorbacks' 24-23 double-overtime win. He racked up 2.5 sacks (-23), eight tackles and a forced fumble that Randy Kelly returned 39 yards for a touchdown. Robinson registered seven tackles and a sack (-9) in the Hogs' 27-10 win at

RETURNING RAZORBACKS

PLAYERS

2007





UNIVERSITY OF ARKANSAS

No. 2 Auburn. He also broke up his third pass of the season on a screen pass that he snuffed out and then almost intercepted if not for a turnover-saving breakup by quarterback Brandon Cox. He did not play against Southeast Missouri State with a hip flexor. He returned to the field against Ole Miss, but left in the second half after spraining his ankle. He had three tackles and a tackle for loss (-3) on 42 snaps. Robinson made a career-high 10 tackles and two tackles for loss (-11) in the Hogs' 44-10 win over ULM on Oct. 28 in Little Rock. He did a little bit of everything at South Carolina. The sophomore made three solo tackles including a sack for nine yards and a pass break up. Robinson made five solo tackles and a tackle for loss (-2) in the Hogs' 31-14 win over No. 13 Tennessee. He made four tackles and one TFL (-6) at Mississippi State. He also had two quarterback hurries. Robinson notched three solo stops and an assist against No. 9 LSU in the regular season finale. He also registered three quarterback hurries against the Tigers. Robinson sacked Florida quarterback Chris Leak and returned an intercepted shovel pass 40 yards for a touchdown in the SEC Championship Game. His interception return and score gave Arkansas a lead in the game midway through the third quarter. He also tallied two tackles and one quarterback hurry against the Gators. Robinson earned on solo tackle, a tackle for loss (-3), against No. 7 Wisconsin in the Capital One Bowl. He broke up two passes and earned a quarterback hurry in the 17-14 loss to the Badgers.

2005: With the Razorbacks in need of defensive help in November, he passed on his redshirt season to play in the final three games of the 2005 campaign. He earned five tackles, including three tackles for loss (-7) in his three games of action. - He was impressive in his collegiate debut, racking up four tackles (two solo and two assists) in the Razorbacks' win over Ole Miss. Two of his four tackles netted lost yardage (-4). He tallied a TFL for the second-consecutive game when he earned a solo tackle for loss (-3) against Mississippi State. He concluded his short rookie season against No. 3 LSU in Baton Rouge. He didn't earn a tackle against the Tigers.

HIGH SCHOOL CAREER: He injured his knee in the summer prior to his senior season and did not play for Coach Bernie Cox in 2004. As a junior, he helped lead his team to the 5A state championship. He made 60 tackles, including 21 unassisted stops, 12 sacks and eight tackles for loss in his junior campaign. He also tallied four forced fumbles, three fumble recoveries, two pass deflections and one blocked punt. Rivals.com rated him as the No. 7 overall prospect in Arkansas. He was No. 95 on the Mobile Register's Super Southeast 120 listing. He was a high school teammate of fellow UA teammate Freddie Fairchild. In addition to Arkansas, he was recruited by Tennessee, North Carolina, LSU and Oklahoma.

PERSONAL: Born April 20, 1986, he is the son of Bernice Robinson. He is enrolled in the College of Education and Health Professions and is majoring in kinesiology with an emphasis on teaching.

Antwain Robinson's Career Statistics									
TACKLES	G/GS	UA-A	Total	TFL-Yds	Sacks-Yds	PD	FF-FR	Int-Yds	
2005	3/0	3-2	5	3.0-7	0-0	0	0-0	0-0	
2006	13/13	44-24	68	14.5-86	8.5-63	8	1-0	1-40	
TOTAL	16/13	47-26	73	17.5-93	8.5-63	8	1-0	1-40	

Career Game-by-Game

2005									
Date	Opponent	UA-A	Total	TFL-Yds	Sacks-Yds	PD	Int-Yds		
11/12	at Ole Miss	2-2	4	2.0-4	0-0	0	0-0		
11/19	Miss. State+	1-0	1	1.0-3	0-0	0	0-0		
11/25	at LSU	0-0	0	0-0	0-0	0	0-0		

2006									
Date	Opponent	UA-A	Total	TFL-Yds	Sacks-Yds	PD	Int-Yds		
9/2	USC	4-4	8	1.0-13	1.0-13	2	0-0		
9/9	Utah State	4-2	6	1.0-1	0-0	0	0-0		
9/16	at Vanderbilt	6-1	7	1.0-1	1.0-1	0	0-0		
9/23	Alabama	3-5	8	2.5-23	2.5-23	0	0-0		
10/7	at Auburn	3-4	7	1.0-7	1.0-7	1	0-0		
10/14	SE Mo State	DNP-Inj							
10/21	Ole Miss	3-0	3	1.0-3	0-0	0	0-0		
10/28	vs. ULM+	7-3	10	2.0-11	0-0	1	0-0		
11/4	at S. Carolina	3-0	3	1.0-9	1.0-9	1	0-0		
11/11	Tennessee	5-0	5	1.0-2	0-0	0	0-0		
11/18	at Miss. State	1-3	4	1.0-6	0-0	0	0-0		
11/24	LSU+	3-1	4	0-0	0-0	0	0-0		
12/2	Florida%	1-1	2	1.0-7	1.0-7	0	1-40		
1/1/07	Wisconsin&	1-0	1	1.0-3	1.0-3	2	0-0		

+Little Rock, Ark.; %2006 SEC Championship Game; &2007 Capital One Bowl

FB, 6-1, 227, SO-TR
La Joya, Texas
(La Joya HS /
Wabash College)

ROBERT SALINAS

OUTLOOK: He will go through his first fall campaign after transferring from Wabash College. He will have to sit out this season and wait until next year to battle for playing time.

WABASH COLLEGE: He played at Wabash (Crawfordsville, Ind.) in 2006, helping his team go 11-1 with a North Coast Athletic Conference championship and reach the second round of the NCAA Division III playoffs. He had four tackles with a 12-yard sack and also blocked a kick.

HIGH SCHOOL: He was first-team all-state at defensive end, played for the South in the state all-star game, and was also all-district and all-region. He set a school record with 19 sacks and was named the most valuable defensive player in the Rio Grande Valley. A team captain, he also had 87 tackles, including 39 for losses, seven forced fumbles, three blocked punts and an interception. His team won district titles his junior and senior seasons. He also competed in track and wrestling. He was third at regionals in the triple jump as a senior and reached the final eight in the state wrestling tournament as a junior and senior. He graduated in the top five percent of his class, which included of 1,150 students. He plays the euphonium and was an all-city and all-valley qualifier in the band.

PERSONAL: Born Nov. 21, 1986, he is the son of Robert and Severa Salinas. He has one brother and two sisters. During the summer of 2005, he played football in Australia. He is enrolled in the Fulbright College of Arts and Sciences and is majoring in Spanish.

19

FL, 6-0, 192, FR-RS
Tallahassee, Fla.
(North Florida Christian HS)

CARLTON SALTERS

OUTLOOK: A member of both the Arkansas football and baseball teams, Salters spent last season as a redshirt in both sports. He split time in the spring between baseball and off-season workouts. He did participate in spring football drills and made progress. He faces a crowded line at flanker on the pre-season depth chart. While he works his way into the wide receiver rotation, he will likely be auditioned for UA special teams.

2006 (Baseball): Salters redshirted for Coach Dave Van Horn and the Diamond Hogs. The right-handed hitter worked as an outfielder during his redshirt season.

2006: He worked with the UA scout team offense while sitting out game action in his redshirt season.

HIGH SCHOOL CAREER: He was a three-sport star at North Florida Christian High School competing in football, basketball and baseball. His high school also produced 1991 Heisman Trophy runner-up quarterback Casey Weldon of Florida State. As a senior, he caught 26 passes for 600 yards and 16 touchdowns for Coach Pete Walker. He averaged 23.1 yards-per-catch in his final prep campaign in leading his team to the state playoffs. In his junior campaign, he tallied 38 catches for 898 yards and six scores. He registered a 23.6 yards-per-catch average. He made 26 catches for 340 yards and two touchdowns as a sophomore. He also starred on the baseball diamond for NFCHS. He was recruited by several schools as a Division I baseball prospect. He lettered three years on the diamond for Coach Mike Posey. He posted a .393 batting average with seven home runs and 14 stolen bases as a senior. As a junior, he hit .412 while playing right field. He also tallied two home runs as a junior. He was tabbed as the nation's No. 55 wide receiver by Scout.com and the No. 11 player in Florida by the same outlet. Rivals.com ranked him as the No. 65 prospect in Florida and the No. 69 wide receiver in the nation. He was also recruited by Miami (Fla.), Clemson, Maryland, Auburn, Alabama, Louisville and Wake Forest.

PERSONAL: Born Sept. 15, 1987, he is the son of Larry and Mary Salters. He is enrolled in the Fulbright College of Arts and Sciences and is majoring in history.

RETURNING RAZORBACKS

PLAYERS

2007



RAZORBACK FOOTBALL



57 DE, 6-3, 235, FR-RS
College Park, Ga.
(North Clayton HS)

DONNELL SANDERS



OUTLOOK: Sanders will compete for snaps for the first time as a Razorback this fall. The redshirt freshman is a solid worker on the gridiron and showed signs of progress last spring. Sanders enters the pre-season listed behind Antwain Robinson and Chris Wade at right defensive end.

2006: Sanders used the campaign as a redshirt season.

HIGH SCHOOL CAREER: He suffered a torn ACL in the second game of his senior season and missed the rest of the campaign for Coach Donald Shockley. As a junior, he made 70 tackles, including 14 tackles for loss and 12 sacks. He earned all-area and all-county honors for his efforts. He was ranked as the No. 31 weakside defensive end in the nation by Rivals.com. He was also rated as the No. 51 overall pre-season prospect in Georgia by the same outlet. He posted a 35-inch vertical jump at the Nike Camp in Athens, Ga., in the summer preceding his senior season. He recorded a 300-pound bench press and a 450-pound squat lift as a prepster. He was also recruited by Virginia Tech, Kansas State, Georgia Tech, Clemson, Southern Miss, Akron and Kent.

PERSONAL: Born Jan. 25, 1988, he is the son of Donnell Sr. and Kimberly T. Sanders. He is enrolled in the Fulbright College of Arts and Sciences.

93 DT, 6-3, 295, JR-2L
Allen, Texas
(Allen)

MARCUS SHAVERS



OUTLOOK: He is back at defensive tackle after switching to defensive end last season. He played in seven games in 2006, but struggled to stay healthy. Shavers was sidelined for all of spring practice losing the opportunity for valuable practice snaps. He has shown flashes of his ability, but must stay healthy to have the opportunity to play significantly. He enters the pre-season as a reserve at defensive tackle.

2006: He made the move to defensive end and played in seven games as a reserve on the Razorbacks' defensive front. He logged time against Alabama, Southeast Missouri State, Ole Miss, Louisiana-Monroe, South Carolina, Tennessee and Mississippi State. He earned two tackles, including one tackle for loss (-1). He also earned one quarterback hurry. - He saw his first action of the season, nine snaps, against No. 22 Alabama. Shavers earned his season-high tackle total on 18 snaps in the Hogs' non-conference win over Southeast Missouri State. He tallied two tackles, one solo and one assist, against the Redhawks. One of his stops was a tackle for loss (-1). He also had a quarterback hurry. He logged 10 snaps as a reserve against Ole Miss. Shavers played another nine snaps against Louisiana-Monroe, but didn't earn a tackle. He played sparingly at defensive end against South Carolina. Shavers saw the field for three snaps in Arkansas' home win over No. 13 Tennessee. He played briefly at Mississippi State for his final game action of the season.

2005: He saw action in seven games as a true freshman for the Razorbacks. With the Hogs' in desperate need of bodies on the defensive front, he was pressed into service. He logged time against Vanderbilt, Southern California, Alabama, Louisiana-Monroe, Auburn, Mississippi State and LSU. He did not earn a tackle on the season, but did collect a quarterback hurry against No. 1 USC.

HIGH SCHOOL CAREER: He earned high school All-America honors as a senior leading his team to a 9-3 record. He racked up 48 tackles, nine sacks, two forced fumbles and one fumble recovery on defense for Coach Tom Westerberg. He also earned a receiving touchdown as a tight end. He participated in the U.S. Army All-American game in San Antonio, Texas. He had one unassisted tackle, two assisted stops and seven quarterback hurries in the game. He won the super athlete award at the U.S. Army National Combine following his junior season. He helped his team to a 13-2 record in his junior campaign earning 50 tackles, including eight tackles

for loss and six sacks at defensive tackle. In his sophomore season, he also spent time at tight end tallying six catches for 76 yards. He was a consensus top 100 player in the state of Texas. Tom Lemming's Prep Football Report ranked him as the No. 19 defensive tackle in the country. Rivals.com rated him as the No. 14 strong-side defensive end in the nation. Rivals.com also tabbed him as the No. 36 overall player in Texas. He was rated as the No. 6 player in Texas by Texas PrepXtra. He was the high school teammate of UA quarterback Casey Dick. He was also recruited by Kansas State, Georgia, Oklahoma, Texas Tech, Arizona and Texas A&M.


PERSONAL: Born Feb. 8, 1987, he is the son of Dwane and Nancy Shavers. He is enrolled in the College of Education and Health Professions and is majoring in kinesiology with an emphasis on teaching.

Marcus Shavers' Career Statistics

TACKLES	G/GS	UA-A	Total	TFL-Yds	Sacks-Yds	PD	FF-FR	Int-Yds
2005	7/1	0-0	0	0-0	0-0	0	0-0	0-0
2006	7/0	1-1	2	1.0-1	0-0	0	0-0	0-0
TOTAL	14/1	1-1	2	1.0-1	0-0	0	0-0	0-0

96 DE, 6-3, 272, SO-1L
Bainbridge, Ga.
(Bainbridge)

MALCOLM SHEPPARD



OUTLOOK: Nicknamed "The Wood" by UA defensive line coach Tracy Rocker for the devastating punch he brings to his tackling, Sheppard appears primed to step up to fill the void at defensive end for departed starter Jamaal Anderson. That is certainly high praise, considering Rocker is a former Outland Trophy and Lombardi Award winner. Sheppard is the most physical player on the UA defense and his body makeup is mature beyond his classification. He is already a great run stopper, but will need to continue to hone his skills as a pass rusher. Sheppard is slated to be the Razorbacks' opening day starter at left defensive end.

2006: Sheppard quickly developed into a valuable contributor on the Hogs' defensive front. He worked his way up to second on the depth chart at right defensive end behind Antwain Robinson. He appeared in all 14 games earning a start in the Southeast Missouri State game when Robinson sat out with a hip flexor. He tallied 12 tackles, including seven solo and five assisted stops. He garnered 1.0 tackle for loss (-3) and a half-sack (-3). He ranked sixth on the team with eight quarterback hurries in his true freshman campaign. - Sheppard made his collegiate debut by logging three snaps in the Razorbacks' season opener against No. 6 USC. His play total expanded to 18 snaps in the Hogs' non-conference win over Utah State. He earned a quarterback hurry against the Aggies. His first tackle of the season came on a solo stop against Vanderbilt. He played seven snaps against the Commodores. Sheppard played 12 snaps against Alabama and recorded an assisted tackle and a quarterback hurry. He quickly heard his name called in the Hogs' 27-10 win at No. 2 Auburn with two tackles on just nine plays from scrimmage. Sheppard got to the quarterback in his first start with 0.5 sack (-3) against Southeast Missouri State. He also made four tackles - three solo - with two quarterback hurries. Sheppard played 28 snaps off the bench against Ole Miss with one solo stop and a quarterback hurry. Sheppard made a solo and assisted tackle against Louisiana-Monroe in Little Rock. He played, but did not earn a tackle against South Carolina. Sheppard saw limited action against No. 13 Tennessee but did pick up a quarterback hurry. He recorded two quarterback hurries at Mississippi State in limited action against the Bulldogs. Sheppard played but did not record any tackles against No. 9 LSU and No. 4 Florida. He tallied his final tackle of the season (assisted) and earned 0.5 tackle for loss in the Razorbacks' loss to No. 7 Wisconsin in the Capital One Bowl.

HIGH SCHOOL CAREER: He racked up 64 tackles, 15 sacks and one interception in 11 games as a senior for Coach Greg Guy. He helped lead his squad to a playoff berth in his senior campaign. Rivals.com ranked him as the No. 62 defensive end in the nation. He was the No. 93 prospect in Georgia per Scout.com. He was a high school teammate of fellow Razorback Ray Dominguez at Bainbridge High School. He chose Arkansas over Southern Miss, South Carolina, South Florida, Alabama-Birmingham, East Carolina and UCF, among others.

PERSONAL: Born Feb. 13, 1988, he is the son of Ricky and Evelyn Sheppard. He is enrolled in the Fulbright College of Arts and Sciences.

Malcolm Sheppard's Career Statistics

TACKLES	G/GS	UA-A	Total	TFL-Yds	Sacks-Yds	PD	FF-FR	Int-Yds
2006	14/2	7-5	12	1.0-3	0.5-3	0	0-0	0-0
TOTAL	14/2	7-5	12	1.0-3	0.5-3	0	0-0	0-0

RETURNING RAZORBACKS

PLAYERS

2007





UNIVERSITY OF ARKANSAS

37

FB, 5-11, 217, SO-1L
Little Rock, Ark.
(Sylvan Hills HS)



HEZEKIAH SMITH

OUTLOOK: Despite the seemingly endless depth at running back, Smith has developed a niche that will allow him playing time on special teams as well as some action in the backfield. He was a special teams regular last season and will be employed in that duty again in 2007. He has worked at both tailback and fullback in practice, but is listed as a fullback entering his sophomore campaign. He has regularly displayed his toughness and has steadily improved his blocking. Smith is listed as a reserve behind Peyton Hillis and Farod Jackson at fullback on the pre-season depth chart. He also will provide another option at tailback if needed.

2006: Smith appeared in 12 of Arkansas' 14 games in 2006. He played primarily on special teams as a member of the kickoff return team. However, he did see some action at running back earning 61 yards on nine carries. All nine of his carries came in two games with seven coming against Southeast Missouri State and the other two coming against Louisiana-Monroe. — He opened the season on special teams against No. 6 USC. He didn't see the field in the Hogs' next two contests against Utah State and Vanderbilt. Smith returned to the field against No. 22 Alabama and logged time at No. 2 Auburn. He posted the best game of his young rushing career in the Razorbacks' win over Southeast Missouri State. He rushed seven times for 37 yards against the Redhawks. He rattled off runs of 3, 5, 5, 5, 6 and 13 yards. He also had a rush for no gain. Two of his runs gained first downs for the Hogs. After playing on special teams against Ole Miss, Smith got another opportunity to tote the ball against Louisiana-Monroe. He rushed twice for 24 yards, including a season-long run of 21 yards. For the remainder of the season, Smith concentrated primarily on this special teams work. He played against South Carolina, No. 13 Tennessee, Mississippi State, No. 9 LSU, No. 4 LSU and No. 7 Wisconsin.

HIGH SCHOOL CAREER: He was a three-year running back at Sylvan Hills High School under Coach Ron Sebastian. In addition to running duties, he also played linebacker, cornerback and safety. He is a two-time all-state honoree, a three-year all-conference performer, all-regional and a U.S. Army All-American nominee. As a sophomore, he racked up 106 tackles and was a two-time recipient of the Most Outstanding Offensive Player Award. He was also named to the Arkansas Top 20 list. He also lettered in basketball and track. In basketball, he was an all-conference and all-state selection and was selected to play for the Arkansas Wings, an AAU team.

PERSONAL: Born Jan. 29, 1987, he is the son of Hezekiah and Inez B. Smith. A member of the National Honor Society and the Spanish Honor Society, he is enrolled in the Fulbright College of Arts and Sciences and is majoring in biology. He was named to the Lon Farrell Academic Honor Roll for Fall 2006. He was also named a Hard Working Hog for the 2005-06 academic year.

Hezekiah Smith's Career Statistics							
RUSHING	G/GS	Att	Yds	TD	Lg	Avg/C	Avg/G
2006	12/0	9	61	0	21	6.8	5.1
TOTAL	12/0	9	61	0	21	6.8	5.1

21

TB, 5-7, 174, SO-1L
Tallahassee, Fla.
(Richards HS)



MICHAEL SMITH

OUTLOOK: On a team known primarily for its tandem of 1,000-yard rushers in Darren McFadden and Felix Jones, this Razorback tailback has flown largely under the radar outside the confines of the state of Arkansas. That cover may be blown in 2007, however, as Smith continues to earn snaps and opportunities by his play on the field. Used primarily as a change of pace deeper into the game, Smith has on several occasions provided Arkansas' offense with a much-needed spark. As a true freshman, Smith was competing neck-and-neck with fellow Razorback rookies McFadden and Jones before pulling a hamstring. Fast forward to this season and it

is that same trio that has Arkansas rated as the home of the top running backs in the nation. Smith got most of the work at tailback in the spring and showed he was durable. Although listed behind McFadden and Jones at tailback, he will have an opportunity to make an impact on the Hogs' offensive fortunes this season.

2006: Smith appeared in 11 games missing only the Alabama, Auburn and South Carolina games in his redshirt freshman season. He rushed 35 times for 247 yards and returned one kickoff for 48 yards. — Smith rushed three times for 24 yards in his first collegiate game against No. 6 USC. He reeled off a long run of 11 yards against the Trojans. He netted three carries for the second-consecutive week and earned 40 yards against Utah State. He upped his season-long rush to 18 yards. He tallied a then-season-high five carries and gained 28 yards against Vanderbilt. All of his carries against the Commodores came in the fourth quarter. His fresh legs enabled the Razorbacks to run valuable time off the clock in preserving their 21-19 lead late in the game. He netted a 14-yard run against Vanderbilt. He failed to see action for the first time on the season in the Razorbacks' home win over No. 22 Alabama. He also didn't log a snap against No. 2 Auburn. He made the most of his extensive playing time racking up a career-high 116 yards rushing and two touchdowns against Southeast Missouri State. He scored on a run of 10 yards on his first attempt and a run of 11 yards on his third attempt of the game. He averaged 14.5 yards per carry against the Redhawks including seven double-digit gains, including a career-long 27-yard run. He also returned a kickoff for 48 yards to set up a UA touchdown. Smith earned Hogwire.com Offensive Player of the Week honors for his efforts. He tied a career-high with eight carries and netted 21 yards in the Razorbacks' 38-3 win over Ole Miss. His longest run against the Rebels was 10 yards. He matched a career-high with eight carries in the Hogs' 44-10 win over Louisiana-Monroe, scoring his third touchdown of the season. His run to paydirt came on a three-yard run in the fourth quarter against the Warhawks. Smith did not play at South Carolina. He played late in Arkansas' 31-14 win over Tennessee, but he didn't earn a rushing attempt. Smith earned his first career reception on a three-yard pass play against Mississippi State. He didn't garner a carry against the Bulldogs. He was in several offensive formations, but didn't earn a rushing attempt against No. 9 LSU. Smith saw action against No. 4 Florida in the SEC Championship Game. He took the field for the Razorbacks against No. 7 Wisconsin in the Capital One Bowl, but didn't garner a rushing attempt against the Badgers.

2005: He was a candidate to play as a true freshman, but a pulled hamstring sidelined him early in fall camp. By the time he was full-speed McFadden and Jones had already established their spots in the lineup. He used the 2005 campaign as a redshirt season.

HIGH SCHOOL CAREER: Despite being hampered by an ankle injury as a senior, he racked up more than 800 yards rushing and a total of 15 touchdowns for Coach Algie Hendreith. He also hauled in nearly 400 yards in receiving. He also racked up 979 yards and seven touchdowns as a kick returner. For his efforts, he was named to the first-team All-Big Bend squad. As a junior, he rushed for 1,413 yards and 20 touchdowns. He averaged 11.2 yards per carry in his junior campaign. He recorded a season-long rush of 93 yards and a season-long pass reception of 99 yards as a junior. He also returned three kickoffs and two punts for touchdowns before tearing his ACL in the final game of his junior campaign. He garnered honorable mention Class 3A All-State honors as well as earning first-team All-Big Bend recognition. He also was a baseball standout in high school. He batted .515 and swiped 31 bases as a junior. He had a max squat lift of 515 pounds, a max bench press of 295 pounds and a vertical leap of 34 inches. Rivals.com rated him the No. 13 all-purpose back in the nation and the No. 88 prospect in Florida. In addition to Arkansas, he was recruited by Purdue, Florida, LSU, Auburn and Northwestern.

PERSONAL: Born July 28, 1987, he is the son of Michael and Loretta Smith. He is enrolled in the Fulbright College of Arts and Sciences and is majoring in kinesiology with an emphasis on teaching.

Michael Smith's Career Statistics							
RUSHING	G/GS	Att	Yds	TD	Lg	Avg/C	Avg/G
2006	11/0	35	247	3	27	7.1	22.5
TOTAL	11/0	35	247	3	27	7.1	22.5

RECEIVING							
Rec	Yds	TD	Lg	Rec/G	Avg/C	Avg/G	
2006	1	3	0	3	0.1	3.0	0.3
TOTAL	1	3	0	3	0.1	3.0	0.3

2007 PLAYERS RETURNING RAZORBACKS



RAZORBACK FOOTBALL




P, 5-11, 220, SO-SQ
Bentonville, Ark.
(Bentonville)



MITCHELL SMITH

OUTLOOK: With the departure of Jacob Skinner, Smith may have an opportunity to compete for the punting job. Jeremy Davis has game experience and was the Razorbacks' punter in the second half of the 2004 season. However, Smith will be available if Davis falters. Smith punted four times for 160 yards in the spring game. He averaged 40.0 yards per punt and landed one of his kicks inside the 20-yard line. He starts the season as a reserve at punter on the pre-season depth chart but could push Davis for the starting job with a strong fall camp.

2006: With Jacob Skinner finishing up his Razorback career, Smith didn't see game action.

2005: He worked with the UA punters during his redshirt season.

HIGH SCHOOL CAREER: He earned letters as a fullback, linebacker and punter at Bentonville High School under Coach Gary Wear. He was a 5A all-state honoree, an all-conference honoree and was named All-Benton County twice.

PERSONAL: Born Jan. 20, 1987, he is the son of Rick and Lisa Smith. He is a member of the National Honor Society. He is enrolled in the Fulbright College of Arts and Sciences and is majoring in American studies. He was named to the Lon Farrell Academic Honor Roll in Spring 2007. He was also named a Hard Working Hog for the 2005-06 academic year.



OG, 6-3, 275, FR-RS
Mount Ida, Ark.
(Mount Ida)



CODY STANDRIDGE

OUTLOOK: He will look to get into the offensive line rotation at guard this year. Standridge may need another year to fully entrench himself in the mix. Heading into fall camp, his is listed third on the depth chart at right guard behind Robert Felton and DeMarcus Love.

2006: He added strength in the weight room and worked with the scout team while redshirting last season.

HIGH SCHOOL: He played guard and defensive tackle at Mount Ida for head coach Mike White. Standridge lettered three years in football, two in basketball and baseball, and one in track.

PERSONAL: Born June 11, 1987, he is the son of Philip and Kaye Standridge. His summer jobs have included working as a fitness trainer at a health club. He is enrolled in the Fulbright College of Arts and Sciences and is majoring in kinesiology with an emphasis on teaching.



K, 6-0, 170, SO-SQ
Fayetteville, Ark.
(Fayetteville)



TYLER STEELMAN

OUTLOOK: Steelman will try to create competition for the starting kicking position. He joined the Razorbacks in time for spring practice. With returning place-kicker

Jeremy Davis and freshman Alex Tejada the odds on favorites to compete for the job this season, Steelman's opportunity may come down the line.

2006: He was not a member of the team last fall, but joined the team in time for spring practice last March.

HIGH SCHOOL: He did not play football at Fayetteville, but played soccer for four years and was a team captain as a center and midfielder. He had eight goals and 12 assists as a freshman, nine goals and 10 assists as a sophomore, 11 goals and 10 assists as a junior, and 12 goals and 13 assists as a senior. He had four goals in a win over Siloam Springs. His teams reached the state semifinals his sophomore and junior seasons, and the quarterfinals his senior year.

PERSONAL: Born May 6, 1985, he is the son of Dayton and Pam Steelman. His father competed in track at Oklahoma State from 1957-60. Steelman also played soccer for the Arkansas Warriors and the Arkansas Comets. He is enrolled in the College of Agricultural, Food and Life Sciences, and is majoring in agricultural education, communication and technology.

59



DE, 6-2, 260, FR-RS
North Little Rock, Ark.
(North Little Rock)



VAN STUMON


OUTLOOK: After stints at linebacker and fullback, Stumon has found a home at defensive end on the Razorback defense. He is blessed with good size and excellent strength. Stumon is continuing to learn the ins and outs of his new position, but could be in the mix at defensive end as a reserve. His size and body type is comparable to fellow defensive end Antwain Robinson. He will need to continue to develop to earn snaps on the defensive front. He is listed behind Malcolm Sheppard and Adrian Davis at left defensive end on the pre-season depth chart.

2006: He spent his redshirt season working in the weight room and logging time on the UA scout team defense.


HIGH SCHOOL CAREER: Primarily a defensive end and running back in high school, he will make the change to linebacker as a Razorback. The Associated Press named him to the 2005 Arkansas Super Team and he was the Arkansas Democrat-Gazette's state defensive player of the year. As a senior, he recorded 64 tackles with seven sacks for Coach Bryan Hutson. He also had five fumble recoveries, returning two for touchdowns in leading his team to the state quarterfinals. He also rushed for nearly 1,000 yards in his final prep campaign. Prior to his final high school campaign, he attended the Houston Nutt Football Camp and was named the outstanding camper. As a junior, before being double and triple-teamed, he made 106 tackles including 32 tackles for loss. He played at both defensive end and linebacker in his junior season. In addition, he rushed for more than 800 yards on the offensive side of the ball. He also participated in basketball and track and field in high school. He was ranked as the No. 4 prospect in Arkansas by Rivals.com and as the No. 9 linebacker in the nation by the same outlet. He was also a member of the Rivals250 team. Scout.com ranked him as the No. 8 prospect in Arkansas. Both Hawgs Illustrated and HawgSports.com rated him as the No. 3 prospect in Arkansas. He was recruited by a number of schools and chose Arkansas over Purdue, Iowa, Ole Miss and Notre Dame.

PERSONAL: Born, Nov. 15, 1987, he is the son of Melvin and Carla Robinson. He is enrolled in the Fulbright College of Arts and Sciences.

83



TE, 6-4, 242, JR-2L
Searcy, Ark.
(Searcy)



LANCE THOMPSON

OUTLOOK: He has already proven to be valuable to the Razorbacks as a solid blocker along the offensive front. He played in 12 games last year earning time on special teams and in the tight end rotation. At times, Thompson has struggled to stay healthy but his improving skills continue to fortify his opportunities to see

RETURNING RAZORBACKS | PLAYERS 2007





UNIVERSITY OF ARKANSAS

more snaps at tight end. Arkansas often employs multiple tight-end sets meaning Thompson is once again in the mix to play in 2007. He is listed behind Andrew Davie and Ben Cleveland on the pre-season depth chart.

2006: Thompson appeared in Arkansas' final 12 games of the season spending time blocking for the No. 4 rushing offense in the nation and competing on special teams. He was a regular on the punt unit and was a reserve on several other special teams' squads. He was a regular part of an Arkansas front that cleared the way for two 1,000-yard rushers including Doak Walker Award winner and Heisman Trophy runner-up Darren McFadden. The Razorbacks also featured 13 100-yard rushing performances in 14 games. He didn't make a catch during his sophomore season.

2005: He played in four games in his redshirt freshman season as one of the Razorbacks' reserves at tight end. He logged time against Missouri State, Louisiana-Monroe, Auburn and Georgia. He did not make a catch in his limited playing time. He played eight snaps at offensive tackle in the Hogs' win over ULM.

2004: He spent his redshirt season working at tight end on the UA scout team offense.

HIGH SCHOOL CAREER: A two-way standout for Coach Danny Mallett, he tallied 57 tackles in his senior season. He also earned five sacks and recovered one fumble. He split time between tight end and defensive line. He was a high school teammate of fellow UA teammate Weston Dacus.

PERSONAL: Born Oct. 10, 1985, he is the son of Kerry and Rhonda Thompson. He is enrolled in the College of Education and Health Professions and is majoring in kinesiology with an emphasis on education. He was a member of the Lon Farrell Academic Honor Roll in 2004-05, Fall 2005 and for the 2006-07 academic year. He was named a Hard Working Hog for the 2004-05 academic year.

Lance Thompson's Career Statistics								
RECEIVING	G/GS	Rec	Yds	TD	Lg	Rec/G	Avg/C	Avg/G
2005	4/0	0	0	0	0	0.0	0.0	0.0
2006	12/0	0	0	0	0	0.0	0.0	0.0
TOTAL	16/0	0	0	0	0	0.0	0.0	0.0

PLAYERS | RETURNING RAZORBACKS

56

OG, 6-5, 286, SO-SQ
Richardson, Texas
(Pearce HS)

COLIN TUCKER

OUTLOOK: A strong finish in spring practice and the exodus of three starting linemen from last year's team will give Tucker a chance to earn snaps at offensive guard in 2007. UA coaches lauded his work and aggressiveness in the second half of spring drills. He will need to continue to make strides to dent the rotation at left guard. Heading into pre-season camp, Tucker is listed behind Mitch Petrus and Michael Aguirre at left guard.

2006: With a veteran offensive line taking most of the snaps, Tucker didn't see game action as a redshirt freshman.

2005: He worked with the UA scout team offense during his redshirt campaign.

HIGH SCHOOL CAREER: He helped guide his team to an 8-2 record in his senior season under Coach Bobby Reyes. In his junior campaign, he helped lead his team to an 8-4 record and a district co-championship. Rivals.com rated him as the No. 18 offensive guard in the nation. The same organization had him ranked as the No. 41 prospect in Texas and the No. 5 offensive lineman in the state. He was a high school teammate of UA defensive back Matt Harris at Pearce HS. His father, Rick, is a former Arkansas deep snapper who played under Lou Holtz. He was also recruited by LSU, UCLA, Alabama, SMU, Missouri, North Carolina and Ole Miss.

PERSONAL: Born Oct. 8, 1986, he is the son of Rick and Melissa Tucker. He is enrolled in the Sam M. Walton College of Business and is majoring in finance and banking. A member of the SEC Academic Honor Roll for 2006-07, he was also named to the Lon Farrell Academic Honor Roll for the 2005-06 and 2006-07 academic years.

78

OT, 6-5, 307, JR-1L
St. Francis, Wis.
(St. Francis)

JOSE VALDEZ

OUTLOOK: Arguably the Razorbacks' most talented athlete on the offensive line, Valdez appears primed to step into a starting role on the Razorbacks' offensive line in 2007. He has exceptional speed for an offensive lineman and continues to improve. More snaps should result in more consistency and even more bountiful performances. Valdez is being counted on to take on perhaps the most crucial position on the line, left tackle. His job will be to clear the way for Arkansas' running backs and protect quarterback Casey Dick on the blindside. Valdez enters pre-season camp as the Razorbacks' starting left tackle.

2006: As a sophomore, Valdez played in all 14 games contributing on special teams and earning extended reserve opportunities at offensive tackle. He was the starting left tackle on the PAT/field goal team. He averaged around 11 snaps per game at tackle in the Hogs' traditional offensive set. He tallied seven knockdowns on the season. - Valdez played on special teams and earned six snaps at tackle against No. 6 USC. He played 20 snaps against Utah State garnering an overall blocking grade of 90 percent, including 84 percent on run blocking and a perfect 100 percent on pass blocking. He tallied one knockdown block against the Aggies. He saw strictly special teams work against Vanderbilt, Alabama and Auburn. Valdez played extensively at offensive tackle in the Razorbacks' win over Southeast Missouri State. He logged 37 snaps and graded out at 91 percent. He scored at 92 percent on rushing plays and 90 percent on passing plays. He added one knockdown to his season total against the Redhawks. He was effective in his eight snaps against Ole Miss. He earned an 87-percent grade, including an 80-percent clip in rush blocking and his second 100-percent pass blocking grade of the season. Valdez racked up a season-high three knockdown blocks on 17 snaps in Arkansas' non-conference victory over Louisiana-Monroe in Little Rock. He carded a 90-percent grade on rushing plays and an 85-percent mark on passing plays. His total grade of 88-percent marked the third-consecutive game of more than 87 percent. He tallied his seventh knockdown block against Mississippi State and his eighth against No. 9 LSU.

2005: He played in the season opener against Missouri State, but did not return to the field for the remainder of the season. He earned an 88-percent grade on nine snaps against the Bears. He also tallied one knockdown block in his limited playing time.

HIGH SCHOOL CAREER: He earned all-state honors on both offense and defense as a senior for Coach Doug Sarver. He helped lead his prep squad to a 12-2 record and a state runner-up finish. He played offensive tackle and defensive end in high school. He was part of a team that finished 8-3 in his junior season. He was ranked as the No. 6 player in Wisconsin and the No. 57 offensive tackle in the country by Rivals.com. He also played basketball in high school where he was a three-year starter at center. He had a max bench press of 350 pounds and a 475-pound max in the squat lift. He was also recruited by Wisconsin, Michigan, Northern Illinois, Ball State, Indiana and Central Michigan.

PERSONAL: Born Dec. 13, 1986, he is the son of Daniel and Marina Valdez. He is enrolled in the Fulbright College of Arts and Sciences and is majoring in sociology and criminal justice. He was named a Hard Working Hog for the 2005-06 academic year.

52

K, 5-11, 175, JR-2L
Bentonville, Ark.
(Bentonville)

BRIAN VAVRA

OUTLOOK: Slated to handle Arkansas' kickoff responsibilities for the third-consecutive season, Vavra will be tested more extensively this season with a recent change in NCAA rules. The junior will be teeing it up from the 30-yard line this season instead of the 35-yard line as in years past. In 2006, he recorded 22 touchbacks and averaged landing the ball near the three-yard line. He also earned three tackles on kickoff coverage. Vavra will once again handle kickoff duties for the Razorbacks in 2007.

2007



RAZORBACK FOOTBALL



2006: He garnered 72 kickoff opportunities tallying 4,409 yards and a 61.2 yard per kickoff average. He recorded 22 touchbacks and didn't land a kickoff out of bounds all season. Opponents' starting field position after Vavra's kickoffs was the 23-yard line. He tallied three tackles on coverage following his kicks. – Vavra kicked off three times for 182 yards (60.7 avg.) in the season opener against USC. The Trojans set up shop at their own 29, 15 and 19 after his kickoffs. Against Utah State, he kicked four times for 248 yards (62.0 avg.). He landed one kick at the goal line and the three others kicks at the four-yard line. He also earned an assisted tackle against the Aggies. He earned his first touchback of the season in the Hogs' road win at Vanderbilt. He kicked off four times tallying 257 yards (64.2 avg.). Following his kickoffs, the Commodores average starting position was their own 21.8 yard line. He landed two of his four kicks at the goal line and placed the others at the one and two-yard lines against the Commodores. He logged four kickoffs earning 256 yards against Alabama. Vavra landed kicks at the goal line twice and at the one and three-yard lines. The Crimson Tide's average starting position was the 24.5 yard line. Vavra was busy at No. 2 Auburn racking up six kickoffs in the Razorbacks' 27-10 upset win. He earned his second touchback of the season against the Tigers. Vavra had his best game as a Razorback tallying four touchbacks on nine kickoffs in Arkansas' 63-7 win over Southeast Missouri State. Of the five kickoffs that didn't go for touchbacks three landed at the goal line while another came down at the one-yard line. He kicked off seven times and recorded two touchbacks in the Razorbacks' 38-3 win over Ole Miss. He averaged landing the ball at the one-yard line against the Rebels. He landed three at the goal line and one each at the one, four and six-yard line. Vavra was busy in the Razorbacks' 44-10 win over Louisiana-Monroe. He kicked off seven times earning three touchbacks. He also earned his second assisted tackle of the season against the Warhawks. Vavra kicked off four times for 253 yards at South Carolina. He continued his strong late-season showing with three touchbacks on six kickoffs against No. 13 Tennessee. Two of his other three kickoffs landed at the goal line with the third coming down at the one-yard line. He was called upon five times against Mississippi State. Vavra earned three touchbacks and executed a pair of short sky kicks. He made a diving solo tackle to save a touchdown on one of his kickoffs against the Bulldogs. He tallied three touchbacks on five kickoffs against No. 9 LSU. The Tigers' returned one of the kickoffs 92 yards for a touchdown. Vavra earned one touchback on five kickoffs against No. 4 Florida in the SEC Championship Game. Three of his five kickoffs were returned by the Gators for a combined 41 yards, including a long return of 11 yards. Against No. 7 Wisconsin in the Capital One Bowl, Vavra kicked off three times including landing one kickoff at the one-yard line and landing another kick in the end zone for his 22nd touchback of the season.

2005: He played in all 11 games, serving as the Razorbacks' kickoff specialist. He kicked 58 times and tallied 3,530 yards in the process. He earned 13 touchbacks. He also garnered four special teams' tackles on the season. – In the season opener against Missouri State, he recorded eight kickoffs. Five of his kicks landed inside the five-yard line. Against Vanderbilt, he tallied two touchbacks on five kickoffs. All five of his kickoffs landed inside the Commodores five-yard line, including three coming down at the goal line or in the end zone. He earned four kickoff opportunities against No. 1 USC. Heisman trophy winner Reggie Bush fielded a pair of kickoffs at the five and eight-yard lines but was only able to net 16 combined yards in returns. He earned one touchback on four kickoffs at Alabama. He was busy in the Razorbacks' non-conference win over Louisiana-Monroe kicking off six times. He earned one touchback against the Indians. He netted two touchbacks and one tackle on four kickoffs against Auburn. Three of his five kickoffs against No. 4 Georgia landed at the goal-line or one-yard line. One of those kicks resulted in a touchback. He had three kickoffs in the first half against South Carolina. Two of them landed within five yards of the goal-line, including one touchback. He landed all five of his kickoffs inside the five-yard line, including three kicks at the goal-line in the Razorbacks' win at Ole Miss. He earned one touchback against the Rebels. He racked up a season-high three touchbacks on a season-high nine kickoffs in Arkansas' 44-10 win over Mississippi State in Little Rock. Six of his nine kickoffs against the Bulldogs came down at the goal-line. He tallied one touchback on five kickoffs in the season finale at No. 3 LSU. He garnered his fourth tackle of the season on one of his kickoffs.

HIGH SCHOOL CAREER: He was an all-conference and all-state kicker for Coach Gary Wear and set a school record with a 52-yard field goal at Bentonville.

PERSONAL: Born Sept. 2, 1984, he is the son of Marty and Sherlon Vavra. He is enrolled in the College of Education and Health Professions and is majoring in kinesiology with an emphasis on teaching. Vavra was named to the SEC Academic Honor Roll for 2006-07. He was a member of the Lon Farrell Academic Honor Roll for the 2004-05, 2005-06 and 2006-07 academic years. He was also named a Hard Working Hog for the 2004-05 and 2005-06 academic years.

Brian Vavra's Career Statistics

KICKOFFS	No.	Yards	Avg.	TB	OB
2005	58	3530	60.9	13	0
2006	72	4409	61.2	22	0
TOTAL	130	7939	61.1	35	0

94

DE, 6-5, 258, SR-1L
Broken Arrow, Okla.
(Broken Arrow HS /
NEO A&M)

CHRIS WADE

OUTLOOK: Initially UA coaches wanted to redshirt him in 2006 so the transfer could develop some much needed strength. Circumstances dictated otherwise, however, and Wade ended up playing in all 14 games. He had some success in his first season in a Razorback uniform working behind Jamaal Anderson. He earned 15 tackles and showed promise with three tackles for loss (-6). Wade helped himself in the weight room and on the practice field last spring and has positioned himself to be a key contributor this season. He is essentially a co-starter at both end positions although he is officially listed as the backup to Antwain Robinson at right defensive end on the pre-season depth chart.

2006: Wade saw his first action as a Razorback after transferring and provided Arkansas with a reliable reserve at defensive end. He appeared in all 14 games as a junior toiling behind Jamaal Anderson and Antwain Robinson. He racked up 15 tackles, including nine solo and six assisted stops. Wade earned at least one tackle in 10 of 14 contests and two or more stops in four outings. He garnered three tackles for loss (-6) and one sack (-3). He also collected three quarterback hurries. – He played 21 snaps against USC and registered a sack (-3). Wade came back the next week and made three solo tackles, including a tackle for loss (-2) in just eight snaps against Utah State. He played a season-high 10 plays at Vanderbilt, recording one solo and one assisted tackle. Wade recorded his third tackle for loss (-1) of the season in 26 plays against No. 22 Alabama. He finished with two solo tackles against the Crimson Tide and a quarterback hurry. He played six snaps at No. 2 Auburn and recorded an assisted tackle. Wade logged 26 snaps in a non-conference win over Southeast Missouri State, making two tackles and recording one quarterback hurry. He made one assisted tackle against Ole Miss and notched a quarterback hurry on just 16 snaps. Wade played 11 snaps against Louisiana-Monroe but did not make a tackle. He did not play at South Carolina and saw limited action against Tennessee. Wade tallied one assisted tackle in the Hogs win at Mississippi State. He then notched an assisted tackle in the regular season final against LSU. Wade recorded a solo tackle in the SEC Championship Game against No. 4 Florida. He saw limited snaps against No. 7 Wisconsin in the Capital One Bowl. He didn't register a tackle against the Badgers.

PRIOR TO ARKANSAS: He was named as a NJCAA second-team All-American as a sophomore at NEO for Coach Jeff Alexander. He also earned All-Southwestern Junior College Conference honors. Wade racked up 60 tackles and six sacks in nine games before being sidelined with a knee injury. He helped NEO go 9-3 with a victory in the Dalton Defenders Bowl. He signed with Missouri out of high school. He was also recruited out of junior college by Arizona State, Baylor, Missouri and Kansas State.

PERSONAL: Born Aug. 30, 1985, he is the son of Preston and Gloria Thomas. He is enrolled in the Fulbright College of Arts and Sciences and is majoring in kinesiology with an emphasis on teaching.

Chris Wade's Career Statistics

TACKLES	G/GS	UA-A	Total	TFL-Yds	Sacks-Yds	PD	FF-FR	Int-Yds
2006	14/0	9-6	15	3.0-6	1.0-3	0	0-0	0-0
TOTAL	14/0	9-6	15	3.0-6	1.0-3	0	0-0	0-0

81

SE, 6-3, 184, FR-RS
Ellenwood, Ga.
(Martin Luther King HS)

MARQUES WADE

OUTLOOK: After impressing UA coaches and teammates alike in his redshirt season, Wade will finally get his opportunity to shine on the game field in 2007. He is blessed with the height and speed to be a big-time receiver in the Southeastern Conference. During his redshirt season, he benefited by going against honorable mention All-American and first-team All-SEC cornerback Chris Houston every day in practice. Wade enters the pre-season listed behind Marcus Monk at split end, but will have the opportunity to see plenty of snaps in the wide receiver rotation and in multiple receiver sets.

RETURNING RAZORBACKS | PLAYERS 2007





UNIVERSITY OF ARKANSAS

2006: If they awarded honors for scout team All-American, Wade would have been a first-team selection in 2006. While redshirting his first year in Fayetteville, the speedy true freshman combined with quarterback Nathan Emert to provide some occasional headaches for the Razorback defense on the practice field. He used his time wisely and developed in the weight room as well as polishing his skills at split end.

HIGH SCHOOL CAREER: He earned all-city honors from the Atlanta Journal-Constitution for Coach Corey Jarvis. Despite playing in a run-oriented offense, he hauled in 27 catches for 620 yards and six touchdowns as a senior. He averaged 22.2 yards a catch in his senior campaign. He helped lead his squad to a 9-3 record in his final prep season. Scout.com ranked him as the No. 62 prospect in Georgia. He was also recruited by East Carolina, Bowling Green and Eastern Kentucky.

PERSONAL: Born Nov. 30, 1988, he is the son of Grayson T. and Sharon D. Wade. He is enrolled in the Fulbright College of Arts and Sciences and is majoring in communication.

RETURNING RAZORBACKS



43
FS, 6-0, 212, JR-2L
Douglasville, Texas
(Atlanta HS)

DALLAS WASHINGTON

OUTLOOK: A veteran with 24 games of experience under his belt, Washington will once again be a familiar face on UA special teams in 2007. He ranked tied for second on the squad last season with eight special teams tackles. Look for Washington to be near the top of that tackle list again this season. He will also give the Hogs another option at free safety behind Michael Grant and Kevin Woods.

2006: Washington appeared in 13 of the Razorbacks' 14 games missing only the Capital One Bowl against No. 7 Wisconsin. The full-time special teams contributor also saw snaps as a reserve in the Razorback secondary at strong safety. He was one of Arkansas' most consistent special teams players. He tied for second on the squad with eight tackles on the kickoff coverage unit. Washington was also on the punt return unit. He earned a total of 11 tackles on the season with nine of those coming as solo stops. He made at least one tackle in eight of his 13 outings. He tallied a season-high three tackles against No. 4 Florida in the SEC Championship Game. -- He opened the season with a solo tackle against No. 6 USC. Washington logged six snaps in the secondary as well. He followed with solo tackles in the next two games against Utah State and Vanderbilt. He earned a total of seven snaps (4 vs. Utah State, 3 vs. Vanderbilt) at strong safety in those two contests. He played eight snaps on defense and worked on special teams against No. 22 Alabama. He didn't have a tackle against the Crimson Tide. Washington made one solo stop in Arkansas' upset of No. 2 Auburn. He earned an assisted stop on special teams against Southeast Missouri State. He logged nine snaps in the secondary against Ole Miss, but didn't register defensive statistics. Washington came up empty on the tackle chart against Louisiana-Monroe, but rebounded with a two-tackle effort at South Carolina. He earned one solo and one assisted stop in the Hogs' win over the Gamecocks. He concentrated on his role on special teams in games against No. 13 Tennessee, Mississippi State and No. 9 LSU. He tallied one solo stop against the Bulldogs. Washington racked up a season-high three tackles against No. 4 Florida in the SEC Championship Game. All three of his stops were of the solo variety. Two of the three tackles came during play in the UA secondary.

2005: He worked on his mechanics at free safety in his redshirt season.

2004: He appeared in all 11 games as a reserve in the secondary and on special teams. He racked up 14 tackles, including seven solo stops, in his true freshman campaign. He tallied three of his tackles on special teams. He earned at least one tackle in five of 11 contests. He made a season-high three tackles against No. 16 Florida. He tied for the team lead with two fumble recoveries. He led the Hogs in fumble return yardage with 31 yards. He ranked tied for fourth in the SEC with 0.18 fumble recoveries per game. -- He returned a fumble for 21 yards and earned an assisted tackle in his first collegiate game against New Mexico State. He returned the fourth-quarter fumble to the NMSU 16-yard line. Arkansas scored on the ensuing drive to ice a 63-13 win over the Aggies. He played, but did not earn a tackle against Texas, Louisiana-Monroe and Alabama. He tallied a career-best three tackles, all solo, in extended playing time against No. 16 Florida. Most of his secondary action came in the second half of the Hogs' 45-30 loss to the Gators. He did not make a tackle in action against No. 4 Auburn. He played against No. 6 Georgia, but did not earn statistics. He did not make a tackle against South Carolina. He made three tackles and earned his second fumble recovery of the season in the

Razorbacks' 35-3 win over Ole Miss. He returned a fumble 10 yards to halt a prospective Rebels' scoring drive at the Hogs' 18-yard line in the fourth quarter. He played, but did not earn a tackle in Arkansas' 24-21 road win at Mississippi State. He tallied an assisted tackle in the Hogs' loss to No. 12 LSU.

HIGH SCHOOL CAREER: He is a standout product from the same high school that produced former Razorbacks Randy Garner and DeCori Birmingham. He had 80 tackles, four interceptions, five punt returns for touchdowns, 316 yards receiving and 268 rushing yards in his senior season for Coach Ben Schamberg. He helped his team go 12-4 and capture the Class 3A Division II state championship. He returned two punts for touchdowns in a 34-0 win in the state championship game. He played against fellow Razorback Matteredal Richardson in that contest. His scores were from 90 and 79 yards on punt returns in that game. He earned all-state honors at defensive back and as a kick returner. An All-Texas selection at DB (all classifications), he was also named one of the top 25 athletes in Northeast Texas. His track teams won state titles his sophomore and junior years. He was also recruited by Purdue, TCU, Texas A&M and SMU.

PERSONAL: Born Sept. 9, 1985, he is the son of Victor and Vernell Rowe. He is enrolled in the Fulbright College of Arts and Sciences and is majoring in sociology. Washington was named a Hard Working Hog for the 2004-05 academic year. He was also a member of the Lon Farrell Academic Honor Roll for Spring 2006.

Dallas Washington's Career Statistics

TACKLES	G/GS	UA-A	Total	TFL-Yds	Sacks-Yds	PD	FF-FR	Int-Yds
2004	11/0	7-7	14	0-0	0-0	0	0-2	0-0
2005	Redshirt							
2006	13/0	9-2	11	0-0	0-0	0	0-0	0-0
TOTAL	24/0	16-9	25	0-0	0-0	0	0-2	0-0

PLAYERS



20
TB, 5-9, 190, FR-RS
Katy, Texas
(Brookshire Royal HS)

TORIAN WILKINS


OUTLOOK: After an audition at cornerback, Wilkins is back at the Razorbacks' deepest position. He will likely have to compete for a position on special teams while the most talented collection of running backs in school history plays out its tenure.

2006: Wilkins worked with the UA scout team offense in his redshirt season.

HIGH SCHOOL CAREER: As a senior, he racked up 1,281 yards on 111 carries in 11 games for Coach Mike Bickham. He also scored 10 touchdowns. He started off at a torrid pace as a cornerback intercepting four passes in the first three games of his senior season. He ended the season with six interceptions. He rushed for 2,046 yards and 27 touchdowns on 165 rushing attempts in a stellar junior campaign. He averaged 12.4 yards per carry on his way to second-team all-state and first-team all-district honors. He was also named to the third-team All-Greater Houston squad. He helped lead his team to a 13-1 record and a berth in the state semifinals in his junior season. The nation's No. 76 ranked running back by Scout.com, he was also selected as one of the top five prospects in the Houston area by The Houston Chronicle. He recorded a 320-pound bench press and a 495-pound squat lift as a prepster. He chose Arkansas over Utah, Baylor, Houston, SMU, UTEP and TCU.

PERSONAL: Born Oct. 26, 1987, he is the son of Ernest Wilkins Sr. and Cynetta Robinson. He is enrolled in the Fulbright College of Arts and Sciences. He was named to the Lon Farrell Academic Honor Roll for Spring 2007.

2007



48
WLB, 6-2, 214, JR-2L
Euless, Texas
(Trinity HS)

DESMOND WILLIAMS

OUTLOOK: He began the transition from safety to linebacker last season and he will continue to perfect technique at his new position this season. He has been



RAZORBACK FOOTBALL



steady in his special teams play, but has to develop more consistency to earn snaps at linebacker. Williams will open pre-season camp behind Ryan Powers at will (weakside) linebacker.

2006: Williams played in nine contests for the second-consecutive season spending time at linebacker and on special teams for the Razorbacks. He logged time against USC, Vanderbilt, Louisiana-Monroe, South Carolina, Tennessee, Mississippi State, LSU, Florida and Wisconsin. He made two solo tackles on the season. Both of those stops came on kickoff coverage duty. He earned one stop against South Carolina and the other against No. 13 Tennessee.

2005: He played in nine games in his redshirt freshman campaign. He played in each of the first nine games of the season. He was a member of the UA punt return and kickoff coverage squads. He also saw reserve snaps at strong safety. He earned one solo tackle on the season. His stop came against No. 4 Georgia.

2004: He worked at free and strong safety on the UA scout team defense during his redshirt season.

HIGH SCHOOL CAREER: He racked up 74 tackles and five interceptions for Coach Steve Lineweaver in his senior season at Trinity High School. He returned a punt and an interception for touchdowns. He was selected to the AAAAA all-state second team. He was ranked as the No. 20 player in the Metroplex by The Dallas Morning News. He was also rated No. 48 overall among players in Texas by Rivals.com. The same outlet placed him No. 27 among the nation's defensive backs. He was listed as one of the nation's "Super Prospects" by CollegeSports.com. He was rated as the No. 60 prospect in Texas by SuperPrep. He was a member of The Fort Worth Star-Telegram's top area 75 and state's top 100 listing. The Dallas Morning News had him ranked as the No. 59 prospect in the state. The Waco Tribune rated him among the state's top 100 players. He was also recruited by Texas A&M, LSU, Arizona and Arizona State.

PERSONAL: Born Aug. 25, 1985, he is the son of Lawrence Williams and Tammy Major. He is enrolled in the Fulbright College of Arts and Sciences and is majoring in sociology. He was named a Hard Working Hog for the 2005-06 academic year.

Desmond Williams' Career Statistics								
TACKLES	G/GS	UA-A	Total	TFL-Yds	Sacks-Yds	PD	FF-FR	Int-Yds
2005	9/0	1-0	1	0-0	0-0	0	0-0	0-0
2006	9/0	2-0	2	0-0	0-0	0	0-0	0-0
TOTAL	18/0	3-0	3	0-0	0-0	0	0-0	0-0

3

FS, 5-10, 194, SR-3L
Memphis, Tenn.
(Fairley HS)

KEVIN WOODS

OUTLOOK: Woods filled in admirably at free safety last season after starter Michael Grant was sidelined with a season-ending knee injury. He started four of the last five games in 2006 and made some big plays including a fourth-quarter interception against No. 13 Tennessee. He also was the Razorbacks' leading tackler on special teams last season. Woods is a solid reserve in the secondary and one of the Razorbacks' best special teams' players. He enters pre-season camp as the reserve at free safety behind Grant.

2006: Woods began the season as a reserve in the UA secondary and a regular on the Razorbacks' special teams' units. However, after starting free safety Michael Grant was sidelined with a season-ending ACL injury, Woods was thrust into the starting position. Woods earned his first start against No. 13 Tennessee and proceeded to start four of the final five games of the season including three starts against nationally-ranked opponents. He played in all 14 of Arkansas' games and racked up 45 tackles. He tallied 27 solo and 18 assisted stops. Woods led the squad with nine tackles on special teams. He had 0.5 tackle for loss (-1), two pass break ups and one quarterback hurry. He garnered two interceptions and tallied 25 yards in interception returns. - Woods opened the season with two total tackles - one solo - against No. 6 Southern California. He had one solo tackle in a win over Utah State. He played but did not record any statistics at Vanderbilt. Woods had three tackles - two solo - against No. 22 Alabama. He also earned a half tackle for loss (-1) against the Crimson Tide. He notched an assisted tackle on special teams at No. 2 Auburn. Woods made four stops and collected a quarterback hurry and a pass break up in a non-conference win over Southeast Missouri State. He tallied two special teams tackles while picking off his first pass of the season. He then turned

in a team-high three special teams tackles against Ole Miss on his way to a season-high five total tackles. He played, but did not record any tackles in the 44-10 win over Louisiana-Monroe. Woods saw significant playing time at South Carolina after Grant was lost with a knee injury in the third quarter. Woods made one solo tackle against the Gamecocks. He made a team-, game- and career-high nine tackles in his first start of the season against No. 13 Tennessee. Seven of his nine stops were solo efforts. He helped the Razorbacks shut down the talented Vols' wide receiver corps. Woods picked off a pass in the fourth quarter to seal the Hogs' win. He returned the interception 25 yards. He started for the second-consecutive week at free safety when Arkansas visited Mississippi State. Woods combined three solo tackles with five assisted stops to post a total of eight tackles against the Bulldogs. Woods made five stops against No. 9 LSU, including three solo tackles and one special teams tackle. Woods made his fourth start against No. 4 Florida in the SEC Championship Game. He earned two tackles against the eventual national champion Gators. Woods wasn't on the field for the first defensive snap, but still played extensively against No. 7 Wisconsin in the Capital One Bowl. He earned four solo tackles against the Badgers.

2005: He earned his second-straight letter after playing in all 11 games as a sophomore. He saw some time in the secondary and was a constant on a number of UA special teams' units. He took the field for the Hogs on the punt, punt return, kickoff coverage and kickoff return teams. He was fifth on the squad with six special teams tackles. He garnered a total of 12 stops with six of those coming as solo tackles. He also earned a quarterback hurry. - He logged time on special teams and strong safety in the Razorbacks' season-opening win over Missouri State. He earned a pass break up against the Bears. He earned his first tackle of the season with an assisted stop against Vanderbilt. He didn't make a tackle at No. 1 USC, but tallied one solo stop at Alabama the following week. He garnered two solo stops in the Razorbacks' non-conference win over Louisiana-Monroe. He played against Auburn and Georgia, but did not earn statistics. He registered an assisted tackle against South Carolina. He netted two tackles (one solo) in the Razorbacks' first SEC win of the season at Ole Miss. He had a season-best five-tackle effort against Mississippi State. He concluded the season without a tackle at No. 3 LSU.

2004: He logged time as a reserve outside linebacker and on special teams in all 11 games. He finished the season with 23 tackles, including 12 solo stops. He made at least one tackle in 10 of 11 games. He recorded a season-high six tackles against No. 12 LSU. On special teams, he earned one tackle and blocked a punt. His blocked punt against New Mexico State resulted in a UA touchdown. - In his first collegiate game, he blocked a punt that was returned for a touchdown by teammate Chris Houston in a season-opening win over New Mexico State. He was credited with a 17-yard punt return for the yardage gained on the deflection. He made two tackles and was credited with a half TFL (0) in a loss to Texas. He tallied an assisted stop against Louisiana-Monroe. He earned four tackles, including three solo stops, in a 27-10 win over Alabama. He was also credited with a pass deflection against the Crimson Tide. He earned an assisted stop against No. 16 Florida. He earned two tackles (one solo) in the Hogs' 38-20 loss at No. 4 Auburn. He made one assisted stop in a home loss to No. 6 Georgia. He tallied two solo stops against South Carolina. He made three tackles in the Razorbacks' 35-3 win over Ole Miss. He tallied one assisted stop to help Arkansas to a 24-21 win at Mississippi State. He posted a season-high six tackles, including the first sack of his career (-9), in the Hogs' season-ending loss to No. 12 LSU. Four of his six tackles were of the solo variety.

2003: He worked with the UA scout team defense during his redshirt season.

HIGH SCHOOL CAREER: He was named the Memphis Defensive Player of the Year as a senior. He made 82 tackles as a senior safety for Fairley High School. He tallied 11 sacks and four interceptions in his senior season. He also spent time at wide receiver, running back and punt returner. He returned a punt for a touchdown as a senior. He was also recruited by Louisville, Arkansas State and Memphis.

PERSONAL: Born Oct. 17, 1984, he is the son of Shari Woods. He is enrolled in the College of Education and Health Professions and is majoring in kinesiology with an emphasis on teaching. He was named a Hard Working Hog for the 2005-06 academic year.

Kevin Woods' Career Statistics								
TACKLES	G/GS	UA-A	Total	TFL-Yds	Sacks-Yds	PD	FF-FR	Int-Yds
2004	11/0	12-11	23	1.5-9	1.0-9	1	0-0	0-0
2005	11/0	6-6	12	0-0	0-0	1	0-0	0-0
2006	14/4	27-18	45	0.5-1	0-0	4	0-0	2-25
TOTAL	36/4	45-35	80	2.0-10	1.0-9	6	0-0	2-25

RETURNING RAZORBACKS | PLAYERS

2007





UNIVERSITY OF ARKANSAS

99

DAMARIO AMBROSE

DE - FR - 6-5 - 250 - Mobile, Ala.
(Davidson HS)

40-yard dash: 4.75 — He was a standout for Coach Fred Riley at Davidson High School. Despite being injured for portions of his senior season, he earned second-team all-region honors from The Mobile Press-Register. He racked up 69 tackles, three sacks, four forced fumbles and nine quarterback hurries. He was high school teammates with Razorback wide receiver London Crawford at Davidson High School. Ambrose was also a pitcher on the Davidson High School baseball team. Rivals.com ranked him as the No. 19 prospect in Alabama and the No. 35 strong side defensive end in the nation. Ambrose was named to The Mobile Register's Elite 18. Scout.com ranked him as the No. 98 defensive end in the nation and the No. 28 prospect in Alabama. He chose Arkansas over Alabama, Auburn, Georgia Tech, South Carolina, Southern Miss, Purdue, West Virginia and Oklahoma. He is the son of Gail Ambrose.

6

BRANDON BARNETT

TB - SO - 5-10 - 190 - Texarkana, Ark.
(Arkansas HS / Butler County [Kan.] CC)

40-yard dash: 4.3 — He will have three years of competition eligibility at Arkansas. He redshirted his first year at Butler County before playing in 2006 for Coach Troy Morrell. He helped lead the Grizzlies to a Kansas Jayhawk Conference and Region VI championships. He rushed for 1,056 yards and 14 touchdowns on 148 attempts. He also caught six passes for 50 yards. Rivals.com ranked him as the No. 82 junior college prospect in the nation. In high school, he was a three-year starter for the Razorbacks and earned all-state and all-conference honors as a senior for Arkansas High School. He was also selected to The Associated Press Super Team. His high school coach, Bill Keopple, is a former UA assistant coach (1998-99) under Houston Nutt. Despite missing nearly three full games due to an ankle injury, he led his squad in rushing with 1,289 yards and 11 touchdowns on 120 carries. He averaged 10.7 yards per carry as a senior. He also made two interceptions on defense in his senior campaign. In his junior season, he rushed for 1,015 yards and 17 touchdowns. He also racked up 304 yards and three touchdowns receiving. On special teams, he returned three kickoffs for touchdowns and averaged more than 34.6 yards per kickoff return. He ran a state-best time of 10.43 in the 100 meters as a junior. He won the state championship in the 100-meter dash as a junior. He participated in the Max Emfinger All-American All-Star Game in Shreveport, La. Rivals.com ranked him as the No. 5 player in Arkansas. Rivals.com ranked him as the No. 11 all-purpose back in the country and the No. 5 overall player in Arkansas. He recorded a 315-pound bench press max and a 450-pound squat lift in his high school career. He was the most valuable player in the 2005 Arkansas High School All-Star Game at Donald W. Reynolds Razorback Stadium in Fayetteville on June 24, 2006. He rushed for 95 yards and three touchdowns in the game. He also hauled in three passes for 31 yards in leading his team to a 28-13 win. He was also recruited out of high school by Houston, Florida, Arizona and Louisiana-Monroe. He is the son of Carol Larry.

54

JAKE BEQUETTE

DE - FR - 6-5 - 252 - Little Rock, Ark.
(Catholic HS)

40-yard dash: 4.76 — He is the fourth member of the Bequette family to play football at Arkansas. His father, Jay, played for Arkansas from 1980-82. His uncle Chris Bequette played for the Razorbacks from 1984-87. His grandfather, George Bequette, lettered from 1954-56 in Fayetteville. He was a member of The Associated Press Arkansas Super Team as a senior. He racked up six sacks and an interception in his senior season for the Rockets and Coach Scooter Register. He also forced two fumbles and recovered two fumbles on defense. He improved his max bench press to 305 pounds during his senior campaign. As a junior, he tallied 8.5 sacks in leading his squad to an 11-2 record and a state semifinal berth. Hawgs Illustrated and Scout.com ranked him as the No. 12 prospect in Arkansas. Scout.com rated him as the No. 93 defensive end in the nation. Rivals.com ranked him as the No. 56 strong side defensive end in the nation. The outlet also ranked him as the No. 15 prospect in Arkansas and named him a member of the HawgsSports.com Natural 21 at No. 15. He is the son of Jay and Cindy Bequette.

46

FREDDY BURTON

SLB - FR - 6-2 - 190 - Morrilton, Ark
(Morrilton)

40-yard dash: 4.49 — He did a little bit of everything for Morrilton High School and Coach Buddy Greeson. He spent time at strong safety, wide receiver, punter, punt returner, kicker and kick returner. In his junior season, he earned 270 yards receiving and racked up 89 tackles and an interception while playing free safety. He helped lead his team to the state championship game. As a sophomore, he tallied 38 tackles, three interceptions and a sack. He also played basketball at Morrilton. Scout.com ranked him as the No. 18 weak-side linebacker in the country. Hawgs Illustrated tabbed him as the No. 11 prospect in Arkansas. Rivals.com ranked him as the No. 48 outside linebacker in the nation. The outlet also ranked him as the No. 16 prospect in Arkansas and named him a member of the

89

ADRIAN CAMPBELL

DE - FR - 6-5 - 250 - Richardson, Texas
(L.V. Berkner HS)

40-yard dash: 4.8 — An all-state, All-Metroplex and a unanimous all-district selection as a senior, he was a standout on the defensive side of the ball for Coach Jim Ledford and L.V. Berkner High School. In his prep career, he earned 202 tackles, 13 tackles for loss, 11 sacks, 21 quarterback pressures and 12 pass break ups. He earned 92 tackles and 12 quarterback hurries as a defensive end and a defensive tackle in his senior season. He also racked up seven sacks and six pass break ups. He helped his team to a 9-4 record, including two wins in the playoffs. He earned more than 100 tackles as a junior earning him all-district and junior all-state honors. He was rated as the No. 59 defensive tackle in the nation by Rivals.com. The Dallas Morning News rated him as the No. 35 overall player in the metro area. Scout.com ranked him as the No. 66 defensive tackle in the nation and the No. 96 overall prospect in Texas. He also lettered in basketball and was a second-team all-district selection. He chose Arkansas over Kansas, UCLA, Michigan State, Iowa, Iowa State, Mississippi State, Baylor and Houston. He is the son of Jesse and Ruby Campbell.

14

JOE CHAISSON

QB - FR - 6-3 - 185 - Beaumont, Texas
(West Brook HS)

40-yard dash: 4.5 — He passed for 5,435 yards and 49 touchdowns during his prep career at West Brook High School for Coach Craig Stump. He also racked up 2,545 yards and 42 touchdowns rushing. As a senior, he led his team to the third round of the state Class 6A playoffs, Texas' largest classification. He completed 144-of-267 passes for 1,859 yards with 15 touchdowns and six interceptions. He also rushed for 726 yards and 13 touchdowns on 146 carries. Rivals.com ranked him as the No. 60 overall player in Texas and the No. 21 dual-threat quarterback in the nation. He was ranked as the No. 46 quarterback in the nation and the No. 74 player in Texas by Scout.com. He chose Arkansas over Tennessee, LSU, Indiana, Baylor, Iowa State, Missouri and UTEP. He is the son of Joseph and Rose Chaisson.

64

GRANT COOK

C - FR - 6-6 - 310 - Jonesboro, Ark.
(Jonesboro)

40-yard dash: 4.9 — He was a member of The Associated Press Arkansas Super Team after an outstanding season up front for Coach Jim DeVazier. Rivals.com ranked him as the No. 42 offensive tackle in the nation. The outlet also ranked him as the No. 7 prospect in Arkansas and named him a member of the HawgsSports.com Natural 21 at No. 8. Scout.com ranked him as the No. 50 offensive guard in the nation. Hawgs Illustrated and Scout.com also tabbed him as the No. 9 prospect in Arkansas. He chose Arkansas over Oklahoma State, Missouri and Arkansas State. His brother, Bryce, attends the University of Arkansas law school. He is the son of Danny and Connie Cook.

74

KAREEM CROWELL

OT - FR - 6-4 - 315 - Tallahassee, Fla.
(Godby HS / Hargrave [Va.] Military Academy)

40-yard dash: 5.1 — He went to Hargrave as a defensive tackle, but changed positions to offensive guard after two games of his sophomore season. He played for Coach Robert Prunty at Hargrave and helped his squad to a 7-3 record in 2006. Rivals.com ranked him as a four-star prospect and the No. 16 prep school player in the nation. As a senior in high school playing for Coach Shelton Crews, Scout.com ranked him as the No. 71 defensive tackle in the nation. He attended the same high school as Arkansas assistant coach Chris Vaughn. He originally signed with Louisville out of high school before attending Hargrave. After attending Hargrave, he chose Arkansas over Miami (Fla.), Florida State, Troy and Louisville. He is the son of Para Davis.

40

TIM DIAL

MLB - FR - 6-3 - 215 - Jenks, Okla.
(Jenks)

40-yard dash: 4.4 — He capped his stellar high school career by leading his team to a 13-1 record and a state championship in the 6A classification in Oklahoma. For his efforts, Dial was recognized by The Tulsa World as an honorable mention selection at defensive back for both its all-state and all-metro squads. He was tabbed as a 6A-4 all-district defensive back and an OkPrepXtra all-state first-team linebacker. He spent time at defensive end, linebacker and safety during his prep career under Coach Allan Trimble. He finished the season with more than 100 tackles and an interception. As a junior, he broke his hand in a game against Springdale (Ark.) High School and played in all but three games with a cast. Scout.com ranked him as the No. 11 player in Oklahoma. The outlet also ranked him as the No. 43 strong side linebacker in the

NEWCOMERS

PLAYERS

2007



RAZORBACK FOOTBALL



nation. Rivals.com named him as the No. 22 prospect in Oklahoma. He chose Arkansas over Colorado State, Michigan, Oklahoma, Oklahoma State and Tulsa. He is the son of Jim and Shawna Dial. His father Jim is the head track and field coach at Oral Roberts. His mother Shawna is an assistant track and field coach at ORU.

10

NATHAN DICK

QB - FR - 6-4 - 210 - Allen, Texas
(Allen)

40-yard dash: 4.8 — He completed 261-of-402 passes for 3,622 yards and 23 touchdowns as a senior. He only threw three interceptions in 402 attempts and did not throw an interception in the first 12 games of his squad's 11-2 season. He also rushed for 577 yards and 11 touchdowns on 144 carries for Coach Tom Westerberg. He played three games at Texas Stadium, home of the Dallas Cowboys, during his senior campaign. He passed for 464 yards and led his team back from a 26-0 deficit to win 48-47 over Rockwall High School. Rivals.com ranked him as the No. 33 pro-style quarterback in the nation. The outlet also ranked him among the top 100 prospects in Texas. The Dallas Morning News rated him as the No. 40 overall player and the No. 1 quarterback in the metro area. Scout.com rated him as the No. 62 quarterback in the nation. He is the younger brother of Razorback starting quarterback Casey Dick. He chose Arkansas over Rice, Tulsa, North Texas, Houston and Louisville. He is the son of Steve and Mary Ellen Dick.

34

JERRY FRANKLIN

SS - FR - 6-2 - 210 - Marion, Ark.
(Marion)

40-yard dash: 4.4 — Franklin was named the 6A Offensive Player of the Year and the 6A East Back of the Year as a senior. He earned first-team all-state honors playing wide receiver and running back on offense. During his senior season, he scored touchdowns via the run, the pass, a fumble return, an interception and a kickoff return for Coach Mark Uhiren. He hauled in 18 receptions for 463 yards and 12 touchdowns. He also rushed six times for 183 yards and three touchdowns. On defense, he tallied 76 tackles and six interceptions. He returned a pair of interceptions for touchdowns. As a junior, he was named the 6A Player of the Year in Arkansas and the defensive player of the year for all classifications by the Arkansas Democrat-Gazette. He tallied 15 catches for 520 yards and eight touchdowns in his junior campaign. He also earned 67 tackles and seven interceptions, returning three of them for touchdowns. Rivals.com ranked him as the No. 38 safety in the nation. The outlet also ranked him as the No. 8 prospect in Arkansas, and named him a member of the HawgSports.com Natural 21 at No. 7. Scout.com tabbed him as the No. 7 player in Arkansas and the No. 90 safety in the country. He chose Arkansas over Ole Miss, Illinois, Miami (Fla.) and Tennessee. He is the son of Mary Franklin.



JUWAN FRANKLIN

TB - FR - 6-1 - 210 - Dunnellon, Fla.
(Dunnellon)

40-yard dash: 4.4 — He rushed for 1,667 yards and 28 touchdowns as a senior for Dunnellon High School head coach Frank Beasley. His team went 7-3 during his senior season. He bench presses 300 pounds and recorded a 4.3 time in the 40-yard dash at the Orlando Nike Camp. Rivals.com ranked him as the No. 11 all-purpose back in the nation. The outlet also ranked him as the No. 46 prospect in Florida. He chose Arkansas over West Virginia, Kentucky and Florida International. He is the son of Cecilia Smith.

80

GRANT FREEMAN

TE / OT - FR - 6-7 - 250 - Paris, Ark.
(Paris)

40-yard dash: 4.9 — He was a member of The Associated Press Arkansas Super Team at tight end and defensive end for Coach John Vitale. He racked up more than 472 yards receiving and nine touchdowns in his senior season. He was a dominate blocker tallying nine pancake blocks, three champion blocks and a pair of deuce blocks. On defense, he made 49 tackles at defensive end. He racked up six sacks and 10 hurries in his senior campaign. He caught 12 passes for 210 yards and four touchdowns in his junior season. As a sophomore, he hauled in six catches for 63 yards and two touchdowns in a run-oriented offense. Rivals.com ranked him as the No. 14 tight end in the nation. The outlet also ranked him as the No. 5 prospect in Arkansas and named him a member of the HawgSports.com Natural 21 at No. 6. Rivals.com and Scout.com ranked him as a four-star prospect. Scout.com rated him as the No. 19 tight end in the country and the No. 5 prospect in Arkansas. Hawgs Illustrated had him ranked No. 6 among all players in Arkansas. He is the son of Grace Walker.

23

GREG GATSON

CB - FR - 5-11 - 170 - Memphis, Tenn.
(Germantown HS)

40-yard dash: 4.3 — He played wide receiver, cornerback and safety for Coach Charlie White at Germantown High School. He earned all-conference and All-

Memphis honors from the Memphis Commercial-Appeal as a wide receiver. On offense, he rushed three times for 96 yards and hauled in 31 receptions for 593 yards and seven touchdowns. He also added 43 tackles and four interceptions on defense. He was selected to play in the AutoZone Liberty Bowl High School All-Star Game. He is the son of former Razorback Greg Gatson Sr., who lettered at Arkansas under Ken Hatfield from 1982-85. He chose Arkansas over Austin Peay, Ole Miss, Mississippi State and Memphis. He is the son of Greg Sr. and Sheila Gatson.

71

WADE GRAYSON

OG - FR - 6-4 - 280 - Harrison, Ark
(Harrison)

40-yard dash: 5.1 — A member of The Associated Press Arkansas Super Team and the Arkansas Democrat-Gazette All-Arkansas squad, he was a standout for Coach Tommy Tice at Harrison High School. He was a three-year starter for the Gobblins. He had a best bench press of 330 pounds and squat lift of 510 pounds. Rivals.com ranked him as the No. 48 offensive guard in the nation. The outlet also ranked him as the No. 17 prospect in Arkansas and named him a member of the HawgSports.com Natural 21 at No. 16. He was ranked as the No. 67 offensive guard in the nation by Scout.com and the No. 13 prospect in Arkansas by Hawgs Illustrated. He is the son of Mike and Monty Grayson.

32

BRET HARRIS

SS - FR - 6-0 - 205 - Irving, Texas
(MacArthur HS)

40-yard dash: 4.4 — He was a two-way standout for MacArthur High School and Coach Brian Basil. A first-team all-district safety selection in his junior and senior seasons, he finished his prep career with 180 tackles including 56 solo stops. He racked up eight career tackles for loss, seven pass break ups, five fumble recoveries and an interception. As a senior, he was named the defensive player of the year for his squad and was a second-team Dallas Morning News all-area team member. He rushed 23 times for 124 yards and caught 17 passes for 253 yards and two touchdowns on offense in his senior campaign. During his high school career, he returned two kickoffs for touchdowns and blocked five kicks (PAT and FG). The Dallas Morning News called him the "best defensive back prospect in the Dallas Area" during his senior season. The Dallas Morning News rated him as the No. 28 overall player in the metro area. Rivals.com ranked him as the No. 43 safety in the nation. The outlet also ranked him as the No. 72 prospect in Texas. Scout.com ranked him as the No. 65 safety in the nation and the No. 86 prospect in Texas. He chose Arkansas over Oklahoma State. He is the son of George White and Gertrude Harris.



MICHAEL HARRIS

TB - FR - 5-9 - 190 - Tulsa, Okla.
(Booker T. Washington HS)

40-yard dash: 4.4 — He rushed for 1,934 yards and 31 touchdowns in the regular season during his senior campaign leading his squad to a District 6A-4 crown. He also scored twice on punt returns and once on a reception for Coach Antwain Jimmerson. He rushed for 265 yards and four touchdowns as a senior against Jenks High School. He holds the Booker T. Washington High School record with more than 5,000 yards rushing. He was the Tulsa World Metro Player of the Year in his senior season. He took over as the starting tailback after former Booker T. Washington and current Razorback tailback Felix Jones graduated and headed to Arkansas. The Tulsa World ranked Harris and Jones as the second and third-greatest running backs in the school's history. Rivals.com ranked him as the No. 42 running back in the nation. The outlet also ranked him as the No. 9 prospect in Oklahoma. Scout.com rated him as the No. 14 overall prospect in Oklahoma. He chose Arkansas over Texas Tech. He is the son of Michael and Melissa Harris.

95

PATRICK JONES

DT - FR - 6-2 - 280 - Hampton, Ga.
(Lovejoy HS)

40-yard dash: 4.7 — He was a four-year starter for Coach Al Hughes at Lovejoy High School. He led his high school squad in tackles for three seasons. He played both tailback and defensive tackle in his senior season. He made 105 tackles and racked up 12 sacks. Jones first played as a linebacker, but moved to defensive end as a sophomore. He split time between linebacker and defensive end as a junior before moving to defensive tackle as a senior. He rushed for a junior high school record of more than 2,000 yards in the seventh and eighth grades before moving to defense in the ninth grade. He chose Arkansas over Mississippi State, Kentucky, Troy, Auburn and Western Michigan. His father was a football letterman at Valdosta State in 1976. He is the son of Ricky and Jessica Jones and Barbara Jones.

NEW COMERS | PLAYERS 2007





UNIVERSITY OF ARKANSAS

92

BRANDON LAMPKIN

DT - FR - 6-5 - 255 - Tucker, Ga.
(Tucker)

40-yard dash: 4.7 — He played defensive end and tight end as a senior for a squad that finished 7-3 under the guidance of Coach Bill Ballard. His prep team didn't lose a regular season game in both his sophomore and junior seasons. Rivals.com ranked him as the No. 53 tight end in the nation. The outlet also ranked him as the No. 38 prospect in Georgia. Scout.com tabbed him as the No. 58 tight end in the nation. He also competed in track and field and was named his team's Most Outstanding Thrower. He chose Arkansas over Louisville, Kentucky, Southern Mississippi and East Carolina. He is the son of Errol and Elenda Lampkin.

36

WALNER LEANDRE

FS - JR - 6-2 - 215 - Tampa, Fla.
(Plant HS / Blinn [Texas] Junior College)

40-yard dash: 4.4 — He helped lead Blinn (Texas) Junior College to a perfect 12-0 season and a junior college national championship. Leandre tallied 70 tackles, two sacks, two interceptions and eight pass break ups as a sophomore at Blinn. He earned second-team NJCAA All-America honors following his sophomore campaign under Coach Brad Franchione, the son of Texas A&M head coach Dennis Franchione. He was named a first-team Southwest Junior College Athletic Association All-Conference team safety. Rivals.com ranked him as the No. 86 junior college prospect in the nation. He played his prep football for Coach Walter Lainer at Plant High School in Tampa, Fla. He chose Arkansas over Utah and Hawaii. He is the son of Sanfan Leandre.

37

JERMAINE LOVE

WLB - FR - 5-11 - 220 - Garland, Texas
(North Garland HS)

40-yard dash: 4.5 — He earned a school-record 135 tackles while playing in only seven games as a senior. He played both running back and linebacker for Coach David Farris. He announced his commitment to Arkansas at halftime of the Offense-Defense All-Star game in Orlando, Fla. The Dallas Morning News rated him as the No. 13 player in the metro area. Rivals.com ranked him as the No. 19 outside linebacker in the nation and as the No. 34 overall prospect in Texas. The outlet also rated him as a four-star prospect. Scout.com ranked him as the No. 21 middle linebacker in the country and the No. 60 overall player in Texas. He chose Arkansas over Nebraska, Texas A&M and Texas Tech. He is the grandson of Earnestine Anderson.

24

ISAAC MADISON

CB - FR - 6-0 - 180 - Dallas, Texas
(Carter HS)

40-yard dash: 4.3 — He was a two-year starter for Carter High School in the secondary for Coach Allen Wilson. He also contributed on offense. He rushed 31 times for 331 yards and three touchdowns in his senior season. He played in only four games as a junior before being sidelined for the remainder of the season with an injury. He had 25 tackles and eight pass break ups in his limited action. The Dallas Morning News rated him as the No. 51 overall player in the metro area. Scout.com rated him as the No. 92 cornerback in the country. He chose Arkansas over Oklahoma State and Rice. He is the son of Isaac Madison Sr. and Ruby Hatley.

60

SETH OXNER

C - FR - 6-4 - 285 - Monticello, Ark.
(Monticello)

40-yard dash: 5.1 — He was a member of The Associated Press Arkansas Super Team as an offensive lineman for Coach Van Paschal at Monticello High School. He led his prep squad with 100 pancake blocks. The Arkansas Democrat-Gazette named him to its All-Arkansas squad. He also played basketball during his prep career. He was also a track and field standout in high school winning the 4A discus state title as a junior. Both Rivals.com and Scout.com ranked him as a four-star recruit and as the No. 4 center in the nation. Rivals.com also ranked him as the No. 6 prospect in Arkansas and named him a member of the HawgSports.com Natural 21 at No. 4. Scout.com tabbed him as the No. 7 prospect in the state. Hawgs Illustrated ranked him as the No. 5 overall player in Arkansas. He chose Arkansas over Texas A&M, LSU, Mississippi State and Oklahoma State. His father lettered in football at UA-Monticello (1976-78). He is the son of Loyd and Jaci Oxner.

51

RHETT RICHARDSON

SNP - FR - 6-1 - 215 - Rockwall, Texas
(Rockwall)

40-yard dash: 4.8 — He played tight end as a sophomore and a junior before concentrating full time on deep snapping duties as a senior. He helped lead his senior squad to an 8-3 record including a perfect 7-0 record in District 10-5A under Coach Scott Smith. He was invited to specialty camps in California and to the Nike Elite 12 camp in Las Vegas, Nev. ChrisSailer.com ranked him as the No. 3 high school snapper and the No. 4 overall deep snapper in the nation. He chose Arkansas over Baylor. He is the son of Dennis and Cheryl Richardson.

7

ALEX TEJADA

K - FR - 6-1 - 200 - Springdale, Ark.
(Springdale)

40-yard dash: 4.8 — He capped a brilliant high school career as the state record holder with 174 converted PAT in his stint at Springdale High School. He was a three-year starter for teams that posted a combined record of 32-5. He landed 80 percent of his career kickoffs in the end zone. As a senior, he was a member of The Associated Press Arkansas Super Team and the Arkansas Democrat-Gazette All-Arkansas team at place-kicker for Coach Kevin Johnson. The Morning News All-Area selection made 7-of-17 field goal attempts on the season, including a school-record 55-yard field goal. Seven of his 10 misses came from 47 yards and beyond including six attempts from 56 yards or more. He set a new school record when he converted eight extra points in a game. During his high school career, he converted a state record 174-of-184 extra point attempts. As a junior, he was 84-of-89 on PAT and 2-of-3 on field goal attempts including converting on a 55-yard field goal. Tejada was 7-of-14 on field goal attempts with a long of 47 yards in his sophomore season. He was perfect on 66 PAT and landed 75 percent of his kickoffs in the end zone. He also played soccer for Springdale High School as a prepster. He suffered dislocations of his left kneecap while playing soccer as a sophomore and a junior. He began playing football and place-kicking in the ninth grade. Hawgs Illustrated rated him as the No. 10 overall prospect in Arkansas. Rivals.com ranked him as the No. 20 kicker in the nation. The outlet also ranked him as the No. 20 prospect in Arkansas and named him a member of the HawgSports.com Natural 21 at No. 10. He chose Arkansas over LSU, Ole Miss, Nebraska and Vanderbilt. He is the son of Sam Milagro Tejada.

84

CROSBY TUCK

FL - FR - 6-1 - 185 - Springdale, Ark
(Shiloh Christian)

40-yard dash: 4.4 — He finished a standout high school career with 220 receptions, 4,443 receiving yards and 52 touchdowns for Shiloh Christian Coach Josh Floyd. He racked up 78 catches for 1,640 yards and 21 touchdowns in his final prep campaign. He averaged more than 100 yards per game receiving as a senior in earning Morning News All-Area honors. As a junior, he hauled in 67 passes for 1,443 yards and 16 touchdowns. In his sophomore campaign, he made 73 catches for 1,360 yards and 15 touchdowns. Rivals.com ranked him as the No. 50 wide receiver in the nation. The outlet also ranked him as the No. 9 prospect in Arkansas and named him a member of the HawgSports.com Natural 21 at No. 9. Scout.com ranked him as the No. 95 wide receiver in the nation and the No. 10 prospect in Arkansas. Hawgs Illustrated named him the No. 8 player in the state. As a member of the baseball team at Shiloh Christian, he was an all-state honorable mention selection, an all-conference selection and was named to the district tournament all-tournament team. He chose Arkansas over Central Florida, Oklahoma State and Kansas State. His mother lettered in volleyball at UNC-Charlotte (1976) and Oklahoma State (1977-78). He is the son of Greg and Becky Tuck.

45

D.J. WILLIAMS

TE - FR - 6-2 - 240 - Little Rock, Ark.
(Central Arkansas Christian)

40-yard dash: 4.62 — He was a member of The Associated Press Arkansas Super Team and the Arkansas Democrat-Gazette All-Arkansas squad as a linebacker for Central Arkansas Christian. The three-year starter played in only eight games as a senior due to an injury but still managed to rack up 103 tackles, including 69 unassisted stops, eight sacks and two forced fumbles. As a junior, he caught 51 passes for 688 yards and eight touchdowns. He also rushed 19 times for 82 yards and racked up 132 tackles for Coach Tim Perry. His team captured the state championship in his sophomore campaign with Williams netting 80 tackles, eight tackles for loss, seven sacks and one recovered fumble on defense. Rivals.com ranked him as the No. 9 tight end in the nation and as a four-star prospect. The outlet also ranked him as the No. 4 prospect in Arkansas and named him a member of the HawgSports.com Natural 21 at No. 3. He was also a member of the Rivals250 squad. Scout.com named him as a four-star prospect and the No. 14 tight end in the country. He was also tabbed as the No. 4 overall player in Arkansas by Scout.com and Hawgs Illustrated. He chose Arkansas over Oklahoma State, Georgia Tech, Ole Miss and Mississippi State. His first name is David. He is the son of Vicky Williams.

NEWCOMERS

PLAYERS

2007



RAZORBACK FOOTBALL



DR. JOHN A. WHITE
CHANCELLOR

Anative Arkansan, Dr. White is in his 11th year as chancellor of the University of Arkansas. His background includes extensive experience in academe, business and government. Prior to his current position, he served as dean of engineering at Georgia Tech and was a member of the Georgia Tech faculty

for 22 years. From 1988 to 1991, he served as assistant director for engineering at the National Science Foundation in Washington, D.C.

White received his BSIE degree from the University of Arkansas. His graduate work was performed at Virginia Tech (MSIE) and The Ohio State University (PhD). He also has received honorary doctorates from the Katholieke Universiteit of Leuven in Belgium and George Washington University.

White recently concluded serving a second six-year term on the National Science Board; is a member of the National Academy of Engineering; a director of the Arkansas Biosciences Institute; a director of the Northwest Arkansas Regional Airport Authority; a past-chair of the Board of Directors of the Arkansas Science and Technology Authority; a past-chair of the Council of Presidents of the Southeastern Universities Research Association; a past-director of the National Collegiate Athletic Association; a past-president and member of the Board of Directors of the Foundation for the Malcolm Baldrige National Quality Award; a past-president of the Institute of Industrial Engineers (IIE); a past-chairman of the American Association of Engineering Societies (AAES); a past-president of the National Consortium for Graduate Degrees for Minorities in Engineering and Science, Inc. (GEM); and a member of a number of honor societies—Alpha Pi Mu, Golden Key, Omega Rho, Omicron Delta Kappa, Phi Kappa Phi, Sigma Xi and Tau Beta Pi.

Among White's awards are: Humanitarian of the Year from the National Coalition for Community and Justice; NSF's Distinguished Service Award; ASEE's Donald E. Marlowe Distinguished Education Administration Award; the Rodney D. Chipp Memorial Award from the Society of Women Engineers; AAES's Kenneth Andrew Roe Award; IIE's highest award, the Frank and Lillian Gilbreth Industrial Engineering Award; IIE's David F. Baker Distinguished Research Award; IIE's Albert G. Holzman Distinguished Educator Award; IIE's Outstanding Publication Award; IIE's Book of the Year Award (twice); Sigma Nu Fraternity's Regent's Medallion of Merit; and the Material Handling Education Foundation's Reed-Apple Award. He has been named the Society of Manufacturing Engineers' Educator of the Year, the International Material Management Society's Material Manager of the Year and Georgia Tech's Teacher of the Year.

White currently serves as a member of the Board of Directors for J. B. Hunt Transport Services, Inc., Logility, Inc., and Motorola, Inc. He previously served on the Board of Directors for Eastman Chemical Company, Russell Corporation, and CAPS Logistics, Inc. His industrial and consulting experience includes employment as an engineer with Eastman Chemical Company, Ethyl Corporation and Rockwell, Inc. He has served as a consultant to such organizations as AT&T, Briggs & Stratton, Burlington, Coca-Cola, Corning, Digital Equipment, DuPont, Federal Reserve Bank, Ford, IBM, L.L. Bean, Tektronix, Texas Instruments, U.S. Navy, Westinghouse and Xerox. He founded a logistics consulting firm, SysteCon, Inc., and served as its chairman until its merger with Coopers & Lybrand.

As Chancellor of the University of Arkansas, White led the University through a \$1 billion fund-raising program, one of only 25 under way at that time in the country, and has shepherded the academic standing of the university forward into the top tier of national colleges.

He is married to Mary Elizabeth Quarles White; they have a daughter, a son, three granddaughters and a grandson.



HOWARD W. BRILL
FACULTY ATHLETICS REPRESENTATIVE

In his 13th year as the University of Arkansas' faculty representative for athletics is Howard W. Brill. He has been a member of the university's faculty since 1975.

As faculty representative, Brill plays an integral role in the athletic department's interaction with conference and NCAA rules and regulations. He is the school's liaison between the faculty and the athletic department, and assists the athletic department in compliance matters. He is also the university's certifying official for student-athletes. He previously served as a member of the university's Faculty Athletics Committee from 1991-94 and was on a special committee to implement the SEC's Gender Equity Policy in the spring of 1994.

Brill is a 1965 graduate of Duke University and earned his law degree from the University of Florida in 1970. He received his master's of law degree in 1979 from the University of Illinois. A widely published author, Brill has written two books and numerous law review articles, and has received numerous awards honoring his teaching skills.

In 2005, he was appointed as university professor. His primary teaching areas are professional responsibility, remedies, civil procedure, and a special topics course on baseball and the law. He has taught at Cambridge, England, and St. Petersburg, Russia, in addition to the universities of Florida, Illinois, North Carolina, South Carolina and Tennessee.

He is licensed to practice law in Arkansas, Florida and Illinois, and is a member of the Professional Ethics and Grievances Committee of the Arkansas Bar Association and the Arkansas Judicial Ethics Advisory Committee. He is the first Vincent Foster Professor of Legal Ethics and Professional Responsibility at the School of Law, and has served as a Special Justice of the Arkansas Supreme Court. He is a past member of the Governor's Code of Ethics Commission and the Arkansas Improvement District Commission of the General Assembly of Arkansas.


Active in community service, Brill has served as chairman of the City of Fayetteville's Civil Service Commission, has coached youth soccer and basketball, and is a Sunday School teacher. After graduating from Duke, he taught English language and African literature as a Peace Corps volunteer in Sokoto, Nigeria.

He and his wife Katherine have three children, Christian, Elizabeth and Andrew.



FRANK BROYLES

ATHLETIC DIRECTOR



For nearly a half-century, University of Arkansas Athletic Director Frank Broyles has helped define the standard of excellence in intercollegiate athletics. A legendary coach, nationally respected athletic administrator and tireless goodwill ambassador for his university and state, Broyles' influence continues to shape the Razorback program as well as impact the vast collegiate athletic landscape.

In December 2007, Broyles will complete his 50th year of service to the University of Arkansas including 34.5 years as athletic director. Beginning in January 2008, Broyles will transition to a full-time fundraiser for both the Razorback Foundation and the University of Arkansas. It is a new chapter in his distinguished half-century career serving the University and program he dearly loves. In fact, Broyles is as synonymous with the UA athletic program as the Hog on the side of the football helmet or even the very nickname, Razorbacks.

There is little doubt Broyles has had more positive impact on athletics in Arkansas than any person in the history of the state. The *Arkansas Democrat-Gazette* confirmed his status when it named him the most influential figure in athletics in the state during the 20th Century. On July 1, 2003, he took over as the chairman of the UA's Campaign for the 21st Century. The ambitious campaign concluded in June 2005 after meeting its \$1 billion goal.

Perhaps his greatest contribution to the Razorback program is his knack for hiring quality head coaches and surrounding them with the tools and facilities they need to compete at the highest level.

Broyles has a history of picking the right ones as head coaches and administrators at Arkansas. UA football coach Houston Nutt has led the Razorback football team to three SEC Western Division crowns and seven bowl games. John McDonnell is the most successful collegiate coach in history, with 42 national championships in cross country, indoor and outdoor track. Robert Cox is entering his 21st season as the coach of Arkansas' tradition-rich tennis program.

Although blessed with a stable of quality tenured coaches, Broyles has continually re-exhibited his ability to land some of the nation's top up and coming coaches for some of the Razorbacks' most successful programs.

Not long after legendary baseball coach Norm DeBriyn stepped down, Broyles hired Dave Van Horn. The former Razorback player and graduate assistant led Nebraska to back-to-back College World Series appearances before returning to Fayetteville. In only his second season at Arkansas, Van Horn led the Razorbacks to an SEC championship and a berth in the College World Series.

In June 2006, Broyles secured the services of Brad McMakin, one of the rising coaching stars in collegiate golf.

John Pelfrey is the latest rising coaching star to be lured to Fayetteville by Broyles. The former Kentucky basketball star has an impressive coaching pedigree including time playing or working for Eddie Sutton, Rick Pitino and Billy Donovan. He re-built a fledgling South Alabama program before heading to Arkansas last April.

The Arkansas AD knows facilities influence recruiting, the lifeblood of any program. Broyles has made sure Arkansas has facilities second to none. In fact, in an independent survey of SEC facilities published by *The State*, a South Carolina newspaper, in July 2007, Arkansas ranked among the league's best in every category including No. 1 rankings for facilities in basketball and baseball, a No. 3 ranking for Olympic Sport venues and a No. 5 ranking for football facilities.

Donald W. Reynolds Razorback Stadium underwent an ambitious renovation and expansion prior to the 2001 season. The project expanded stadium capacity from 51,000 to 72,000 while adding state-of-the-art amenities, including multiple club levels and a 30-foot-by-107-foot SMARTVISION LED screen atop the Broyles Athletic Center.

Football has also benefited from the construction of the Willard and Pat Walker Pavilion, a full-size indoor workout facility. In 2004, a new 38,000-square-foot strength and conditioning center was constructed within the existing facility to provide all Razorback student-athletes a deluxe training facility. During the same time, Arkansas' practice fields were also re-done and an artificial surface playing field was added. In 2005, the previous weight room facility was transformed into the Raymond Miller Hall of Champions. The spacious banquet room houses the Razorbacks' training table meals and serves as host to other university and athletic functions.

The completion of the Randal Tyson Track Center in 2000 allowed the Razorbacks to host the 2000 Southeastern Conference Indoor Track Championships as well as the 2000-06 NCAA Indoor Track and Field Championships.

Baum Stadium at George Cole Field was named the nation's top collegiate facility by Baseball America shortly after it debuted in 1996. In 2003, Baum Stadium saw the addition of 2,600 chairback sets, eight skyboxes, a natural grass playing surface and a scoreboard featuring a video screen. A then NCAA record on-campus crowd of 10,027 watched the Hogs defeat Florida State on June 12, 2004, to earn their fifth trip to the College World Series. In 2006, 20 additional skyboxes and 1,500 chairback seats were added to expand the regular capacity to more than 10,000.

The Fred W. and Mary B. Smith Golf Center provides the Razorback golf team with one of the most modern golf practice facilities in the country including six indoor-outdoor hitting bays, a locker room, a swing analysis station and coaches' offices.

The Dills Indoor Tennis Center was dedicated in the spring of 2002 after the construction of two additional courts and an extensive renovation of the former indoor tennis and track center.

The most recent jewel in the facilities collection is the new John McDonnell Field. One of only two IAAF Class I certified track and field complexes in the nation, it has already been mentioned as one of the best outdoor track venues in the nation. The facility opened to rave reviews when it hosted the 2006 SEC Outdoor Track and Field Championships. In 2009, it will play host to the NCAA Outdoor Track and Field Championships.

The current string of building projects began in 1992 when ground was broken on Bud Walton Arena. It opened in November of 1993 and the Razorbacks won the NCAA basketball championship during their first full season in the fabulous 19,200-seat facility. Walton Arena has been sold out for nearly all of its 14 years and houses a museum for basketball, track, baseball, golf and tennis.

Broyles' knew that when he engineered Arkansas' switch from the Southwest Conference to the Southeastern Conference in August of 1990, improvements were necessary. He still works passionately at revising what has been built to make each project bigger and better.

All of the facility improvements have been financed through private donations without a dollar of tax revenues. With the recent completion of John McDonnell Field and the expansion of Baum Stadium, Arkansas has invested nearly \$235 million in construction and renovation of athletic facilities during the past 27 years.

A past Division I chairman of the National Association of Collegiate Directors of Athletics (NACDA) and a member of that organization's executive committee, Broyles showed incredible vision when he steered the Razorbacks into the SEC. It would have been easy to maintain the status quo as one of the dominant programs of the SWC and now perhaps the Big 12 Conference, but Broyles saw the possibilities for the Hogs in the SEC and ensured a solid future for Arkansas athletics.

It is a move that has proven prosperous for both parties. In its first 15 years in the nation's top league, Arkansas has won 30 national championships and 48 SEC titles. No other league school has won more than 10 national crowns in men's athletics during that span.

While most administrators would shy away from such bold moves, Broyles' vision allows him to see opportunities rather than obstacles. His vision extends to every area of his life. He is well aware he has been blessed. He has done so much for the Fellowship of Christian Athletes that he has been named a life


ATHLETIC DIRECTOR FRANK BROYLES

ADMINISTRATION


2007



RAZORBACK FOOTBALL



Left to right: Broyles led the Razorbacks for 19 seasons as head coach; On Dec. 1, 2005, Broyles married the former Gen Whitehead of Fayetteville; Jack Powers of the NIT and NACDA President Lee McElroy presented Broyles with the 2007 NACDA/NIT Athletic Directors Award at the 2007 NACDA Convention.



ATHLETIC DIRECTOR FRANK BROYLES | ADMINISTRATION

2007

trustee for the organization. He currently serves on the board of the Arkansas Athletes Outreach as well.

It was his ability to see the potential in a situation that led Broyles to Arkansas in the first place. He was an assistant coach at Baylor when he first realized what a jewel the Arkansas job could be. As Bobby Dodd's offensive coordinator at Georgia Tech, he longed for the opportunity to be the Razorback coach someday. But, UA Athletic Director John Barnhill told him that he would have to have head coaching experience before he would be considered for the position.

So in 1957, Broyles accepted an offer to become the head football coach at the University of Missouri. He had been in Columbia, Mo., just one season when the Razorbacks were searching for a coach once again. When Barnhill called, Broyles jumped at the chance to move to Fayetteville. That was in December of 1957. Despite numerous opportunities to leave for other jobs, he has been at Arkansas since.

Broyles saw a state with only one major athletic program and envisioned the potential for a budding Razorback program in Arkansas. He united the state behind the Hogs as they became one of the dominant college football powers of the 1960s. He has taken things a step further as athletic director.

When Broyles was named athletic director in 1973, Arkansas enjoyed sustained success only in football and that was primarily his doing. While maintaining the Razorbacks' strong tradition in football, Broyles began the transformation of the rest of the athletics program.

Broyles' philosophy of hiring quality coaches and building state-of-the-art facilities has keyed an unprecedented era of success at Arkansas. In the 23 years before Broyles became athletic director, Arkansas had never captured a national championship and owned only 22 SWC titles in sports other than football. During his 34-year plus term as AD, the Hogs have won 43 national championships, 57 SWC titles and 48 SEC crowns in the same collection of sports. Football hasn't suffered either, with 22 bowl trips, four league championships and four SEC Western Division titles during that same span.

One of six initial inductees into the UA Sports Hall of Honor and a 1983 inductee into the College Football Hall of Fame, Broyles was once again honored by the National Football Foundation in 2000 as the recipient of the John L. Toner Award. The honor recognizes an athletic director who has demonstrated superior administrative abilities and shown out-standing dedication to college athletics and particularly college football.

Broyles is a long-time member of the Arkansas State Sports Hall of Fame and was chosen by the Southwest Marketing Association as the 1988 Outstanding Marketer of the Year. In 2003, Broyles was presented the inaugural Bear Bryant Lifetime Achievement Award by the National Sportscasters and Sportswriters Association. In 2006, Broyles was presented the Eagle Award by the Washington Regional Foundation for his advocacy of healthcare issues. In the spring of 2007, he was presented the prestigious NACDA/NIT Athletics Director Award at the annual convention of athletic administrators.

His contributions are not limited to athletic endeavors. Broyles was instrumental

in the success of the University's Campaign for Books and served as a co-chairman on UA's Campaign for the Twenty-First Century. In fact, Broyles and his late wife Barbara pledged a sizable financial commitment to the project in the spring of 2002.

Broyles also played a major role in a fundraising drive to renovate Old Main in the early 1990's, the UA campus' signature landmark. In 2004, the Ozark Literacy Council established the Barbara Broyles Endowment Fund in recognition of her lifelong effort in the fight against illiteracy. The couple's dedication to dozens upon dozens of charitable organizations and fundraising efforts has ensured the impact of their generosity will be felt for many years to come.

In recent years, he has been a tireless advocate for continued Alzheimer's research and funding. He was one of 15 representatives from the state of Arkansas to attend the 2005 White House Conference on Aging. In 2007, he was selected to a National Caregiving Advisory Board that includes former first lady Rosalyn Carter. He has made several trips to the nation's capitol to meet with elected officials about increasing awareness and the commitment to curing the disease that affected his late wife Barbara. In 2006, he partnered with the University of Arkansas for Medical Sciences (UAMS) to produce a practical guide of tips for family members caring for loved ones afflicted by Alzheimers. To date, "Coach Broyles' Playbook for Alzheimer's Caregivers" has been provided to thousands of people across the nation at no charge.

Broyles has always been a wonderful ambassador for UA and the state. For nine years he was ABC's top color commentator on college football telecasts, teaming with legendary sportscaster Keith Jackson. Broyles has been the keynote speaker at conventions, civic group meetings and coaching clinics all over the nation. His insight into the world of college athletics is sought on a daily basis.

Broyles was a football, basketball and baseball standout at Decatur (Ga.) High School, then earned 10 letters in those three sports at Georgia Tech. He quarterbacked the Yellow Jackets to four bowl appearances, was three times All-SEC and in 1944 was named SEC Player of the Year. He set, and held until 2000, the Orange Bowl record for most passing yards in a game. He is in the Georgia Tech Hall of Fame and has been honored with the Georgia Tech Former Student-Athlete Total Person Award.

He graduated from Georgia Tech in 1947 with a degree in industrial management. He turned down professional football and baseball offers to become an assistant football coach for Bob Woodruff at Baylor. After three years at Waco he moved with Woodruff to Florida. A year later he was hired by Dodd as offensive backfield coach and Georgia Tech promptly rolled to a 31-game winning streak and won six-consecutive bowl games.

Next came a year at Missouri and finally Arkansas. His initial team at Fayetteville lost its first six games before closing with four victories. The Razorbacks then won SWC titles in 1959, 1960 and 1961. They won the league again in 1964, 1965, 1968 and 1975. The '64 Razorbacks finished 11-0, shut out their final five regular season opponents and defeated Nebraska in the Cotton Bowl to win the post-bowl versions of the national championship. A school record 22-game winning streak was launched in the final game of the





UNIVERSITY OF ARKANSAS

2007 ADMINISTRATION | ATHLETIC DIRECTOR FRANK BROYLES

1963 season and ended at the 1966 Cotton Bowl. For his efforts as head coach, an assistant coach and player he has been named to the Orange Bowl, Gator Bowl and Cotton Bowl halls of fame.

He also has become known nationally as a producer of head coaches with more than 40 of his former players or assistants earning major college and/or professional positions. He has had such success with assistant coaches that The Broyles Award has been given to the top assistant coach in college football the past 11 years.

Born Dec. 26, 1924, Broyles was married to his high school sweetheart the former Barbara Day for 59 years. Barbara passed away from complications

BORN: December 26, 1924
FAMILY: Married: the late Barbara (Day) (May 6, 1945); sons Jack, Hank, Dan, Tommy; twin daughters Betsy, Linda, 19 grandchildren; married: Gen Whitehead (Dec. 1, 2005); her children with Jim Whitehead (deceased): sons Bruun, Eric, Ted, Phil; daughters Kathleen, Joan, Ruth; 13 grandchildren.
EDUCATION
 ▶ Decatur HS (Decatur, Ga.) (1942)
 ▶ Georgia Institute of Technology – B.S. in Industrial Management (1947)

JOINED UA STAFF: December 1957
YEARS AT UA: 49
ATHLETIC DIRECTOR: 34 years (1973-current)
HEAD FOOTBALL COACH: 19 seasons (1958-1976)

PLAYING HISTORY

HIGH SCHOOL

1938-1942 Decatur [Ga.] High School
 ▶ Earned four letters in football, basketball and baseball
 ▶ Named Georgia's Outstanding All-Around Athlete (1942)
 ▶ Led conference in football scoring as a senior with 112 points (1941)
 ▶ Averaged 20 points a game in basketball as a senior (1942)
 ▶ Posted a .420 batting clip as a senior in baseball (1942)

COLLEGE

1942-45 Georgia Tech (football, basketball, baseball)
 1945-46 Active duty — Naval Reserve
 1946-47 Georgia Tech (football, basketball, baseball)
 ▶ 10-time letterman (football 4, basketball 3, baseball 3)
 ▶ All-Southeastern Conference – 6 honors (3 football, 3 basketball) (Football: 1943 – third team; 1944 – first team; 1946 – first team) (Basketball: 1944 – second team; 1945 – second team, 1947 – second team)
 ▶ 1944 Southeastern Conference Player of the Year (football – Atlanta Touchdown Club)
 ▶ Owned Orange Bowl record for passing yardage – until 2000 (304 yards vs. Tulsa, 1945)

COACHING HISTORY

ASSISTANT COACH

1947-49 Baylor University (offensive backfield)
 1950 University of Florida (offensive backfield)
 1951-56 Georgia Tech (offensive backfield)

HEAD COACH

1957 University of Missouri (5-4-1 / 1 season)
 1958-76 University of Arkansas (144-58-5 / 19 seasons)
 ▶ National championship (1964)
 ▶ Seven Southwest Conference championships (1959, 1960, 1961, 1964, 1965, 1968, 1975)
 ▶ 10 bowl game appearances
 ▶ Coached 20 All-Americans and 88 All-Southwest Conference selections
 ▶ American Football Coaches Association National Coach of the Year (1964)
 ▶ Six-time Southwest Conference Coach of the Year (1959, 1960, 1964, 1965, 1968, 1975)

from Alzheimer's in October of 2004. The couple has four sons, Jack, Hank, Dan and Tommy; and twin daughters, Betsy and Linda. They have 19 grandchildren: Lex and his wife Gina, Ivan, Iris, Taylor, Madison, Molly, India, Jacob, Allyson, Jordan, Delaney, Franklin, Barbara, Thomas Michael Jr., Carmen, Ramey, Whitney, Jennifer and John.

On Dec. 1, 2005, Broyles married the former Gen Whitehead of Fayetteville. Her children with Jim Whitehead (deceased) are sons, Bruun, Eric, Ted and Phil, and daughters, Kathleen, Joan and Ruth. She also has 13 grandchildren.

ADMINISTRATION HISTORY

ATHLETIC DIRECTOR

July 1, 1973-Dec 31, 2007 University of Arkansas
 ▶ 43 national championships
 ▶ 57 Southwest Conference championships
 ▶ 48 Southeastern Conference championships
 ▶ 22 bowl appearances
 ▶ \$235 million in athletic facilities renovation and expansion projects

HONORS & AWARDS (*Abbreviated Listings)

HONORS*

▶ National Football Foundation and College Football Hall of Fame Inductee (1983)
 ▶ National Association of Collegiate Directors of Athletics [NACDA] Executive Committee (1989-91)
 ▶ American Football Coaches Association President (1970)
 ▶ NCAA Football Rules Committee (1969-74)
 ▶ Southwestern Bell Cotton Bowl Hall of Fame (2000)
 ▶ Orange Bowl Hall of Fame (1991)
 ▶ Gator Bowl Hall of Fame (1995)
 ▶ Georgia Tech Hall of Fame (1960)
 ▶ University of Arkansas Sports Hall of Honor (1988)
 ▶ Arkansas Sports Hall of Fame (1967)
 ▶ Georgia Sports Hall of Fame (1970)
 ▶ Fellowship of Christian Athletes Lifetime Trustee
 ▶ Fellowship of Christian Athletes Chairman of the Board (1971-73)
 ▶ UA Campaign for the Twenty-First Century Co-Chairman (2000-05)
 ▶ White House Conference on Aging Delegate (2005)
 ▶ National Caregiving Advisory Board (2007)

AWARDS*

▶ Broyles Award – Honoring the Nation's Top College Football Assistant Coach (Established 1996)
 ▶ Georgia Tech Former Student-Athlete Total Person Award (1987)
 ▶ Southwest Marketing Association Marketer of the Year (1988)
 ▶ *Arkansas Democrat-Gazette's* Most Influential Figure in Arkansas Athletics in the 20th Century (2000)
 ▶ John L. Toner Award [NFF-College Football Foundation] (2000)
 ▶ Bobby Jones Award [Atlanta Council of Boy Scouts] (2000)
 ▶ Paul Harris Fellowship [Arkansas Rotarians] (2000)
 ▶ Distinguished Citizen Award [Arkansas Governor Mike Huckabee and KARK-TV] (2000)
 ▶ Distinguished Service Award [Arkansas High School Coaches Association]
 ▶ Bear Bryant Lifetime Achievement Award [National Sportscasters and Sportswriters Associations] (2003)
 ▶ Bob Woodruff Award [Knoxville (Tenn.) Quarterback Club] (2003)
 ▶ Eagle Award [Washington Regional Foundation] (2006)
 ▶ NACDA/NIT Athletics Director Award (2007)

OTHER

▶ ABC College Football Color Analyst (1977-85)
 ▶ Worked with legendary broadcaster Keith Jackson on ABC's top broadcast team





BROYLES AWARD

Perhaps one of the most fitting tributes to the legendary former head football coach and current athletic director at the University of Arkansas, the Broyles Award is annually presented to the nation's top Division I-A assistant football coach by the Downtown Rotary Club of Little Rock, Ark.

Established in 1996, the award was named in honor of Frank Broyles who — first as a head coach and then as athletic director — established a legacy of developing top-notch assistant coaches as well as preparing them for head coaching opportunities.

In fact, Broyles has fostered more than 40 head coaches in his tenure, including Hayden Fry, Joe Gibbs, Jimmy Johnson, Johnny Majors, Jackie Sherrill and Barry Switzer. Former Broyles assistants have combined to win five Super Bowls, five national championships, more than 40 conference titles and more than 2,000 games.

The annual Broyles Award presentation quickly became one of the most prestigious and lucrative awards for college football coaches. Nominations are sought from the 119 Division I-A coaches and then are forwarded to an eight-member blue-ribbon coaching panel. In addition to Broyles, former college football coaching greats Vince Dooley, LaVell Edwards, Don James, Dick MacPherson, Hayden Fry, Barry Switzer, Johnny Majors and Grant Teaff currently serve on the selection committee.

Five finalists are selected and invited to Little Rock, Ark., for the official ceremony in January. Each finalist and his spouse are treated to all-expenses paid travel, premium accommodations and transportation during their stay.

Finalists are presented a check for \$1,000 as well as a set of golf clubs and a personalized golf bag. The Broyles Award winner receives \$2,500 and a bronze trophy valued at \$5,000.

The bronze statue depicts Broyles with former longtime UA assistant coach and assistant athletic director Wilson Matthews. Matthews enjoyed legendary success as a head coach at Little Rock's Central High School before joining Broyles to serve 10 years as an assistant coach with the Razorbacks.

THE WINNERS

Despite its relatively short lifespan, the Broyles Award has already started to accumulate an impressive list of former winners. In fact, three of the first nine recipients have gone on to earn head coaching positions while four winners have completed their honored season with national championships.

Florida State defensive coordinator Mickey Andrews was the inaugural winner in 1996. Michigan offensive coordinator Jim Hermann captured the award and a national championship with the Wolverines in 1997.

Tennessee offensive coordinator David Cutcliffe won the award in 1998. By the time Cutcliffe officially received the trophy he had already been named the head coach at Ole Miss.


Georgia Tech offensive coordinator Ralph Friedgen was the 1999 recipient before returning to Maryland to serve his alma mater in a head coaching capacity. Oklahoma offensive coordinator Mark Mangino captured the 2000 Broyles Award as well as a national championship with the Sooners. He was named head coach at the University of Kansas in 2002. Miami defensive coordinator Randy Shannon was honored in 2001 shortly before the national championship in the Rose Bowl. Southern California offensive coordinator Norm Chow was honored in 2002 while Georgia defensive coordinator Brian VanGorder

was selected in 2003. In 2004, Auburn defensive coordinator Gene Chizik was honored after helping the Tigers to an undefeated season. Texas offensive coordinator Greg Davis earned the 2005 honor after helping the Longhorns to a national championship. In 2006, Virginia Tech' Bud Foster was recognized for his efforts in coordinating the No. 1 defense in the nation. Foster won in his fourth trip to Little Rock as a Broyles Award finalist.

A lifetime achievement award was added to the Broyles Award ceremonies in 1999. Texas A&M assistant coach Ray Dorr and San Diego State assistant coach Claude Gilbert were the award's inaugural recipients, while former long-time Penn State assistant coach Jerry Sandusky earned the Broyles Lifetime Achievement Award in 2000. Former LSU coach Charlie McClendon was honored posthumously in 2001.

BROYLES AWARD RECIPIENTS

- 1996 — Mickey Andrews (OC), Florida State
- 1997 — Jim Hermann (DC), Michigan
- 1998 — David Cutcliffe (OC), Tennessee
- 1999 — Ralph Friedgen (OC), Georgia Tech
- 2000 — Mark Mangino (OC), Oklahoma
- 2001 — Randy Shannon (DC), Miami (Fla.)
- 2002 — Norm Chow (OC), Southern California
- 2003 — Brian VanGorder (DC), Georgia
- 2004 — Gene Chizik (DC), Auburn
- 2005 — Greg Davis (OC), Texas
- 2006 — Bud Foster (DC), Virginia Tech



Broyles (right) and 2006 Broyles Award recipient Bud Foster of Virginia Tech.





UNIVERSITY OF ARKANSAS

ADMINISTRATION | ADMINISTRATIVE STAFF



BILL GRAY
Senior Associate
Athletic Director



JERRY PUFALL
Senior Associate
Athletic Director



TOM DORRE
Associate Athletic
Director/Business



MATT SHANKLIN
Associate Athletic
Director/Marketing &
Licensing



KEVIN TRAINOR
Associate Athletic
Director/External
Affairs



LOUIS CAMPBELL
Assistant Athletic
Director/Internal
Operations



MARVIN CASTON
Assistant Athletic
Director/Compliance



PAUL KIRKPATRICK
Assistant Athletic
Director/Student Life &
Acad. Support



JUSTIN MALAND
Assistant Athletic
Director/Facilities



TONI BAHN
TV Show Coordinator/
Walton Arena Asst. Mgr.



CHUCK BARRETT
Director of Broadcasting



MICHAEL BEAUMONT
Academic Coordinator



PAT BERGER
Sports Turf Manager



ANDY COMMER
Video Coordinator



ROBBY EDWARDS
Associate SID



DR. CANDY ERBE
Career Development
Coordinator



EDGAR GANTT
Director of Compliance



TIMOTHY GUNTER
Razorback Marching
Band Director



DR. FLINT HARRIS
Academic Counselor



RODGER HUNTER
Student Life
Coordinator



ROBERT MANN
Director of Retail
Operations



JOSH MAXSON
Assistant SID



**PATTI METCALF-
KIMBROUGH**
Director of Guest Services



ANDREW MONTAGUE
Assistant Director
of Retail Operations



JEAN NAIL
Spirit Group Coordinator



MOLLY O'MARA
Assistant SID



DONITA RITCHIE
Associate for
Administration



MIKE RITCHIE
Academic Counselor



MARK SCOBEY
Ticket Manager



JASON SUITT
Marketing Coordinator



JOE SWINGLE
Director of
Operations/Facilities



FRED VORSANGER
Walton Arena Manager



JASON WILLIAMSON
Academic Coordinator



MATT WOLFE
Assistant Video
Coordinator



CHUCK DICUS
Razorback
Foundation
President



NORM DEBRIYN
Razorback
Foundation
Vice President



HAROLD HORTON
Razorback
Foundation
Vice President



SHARI BOLES
Razorback
Foundation
Support Staff



CHARLOTTE FAUCETTE
Razorback
Foundation
Support Staff



JACKIE ROLLINS
Razorback
Foundation
Support Staff



DEBBIE SCOGGIN
Razorback
Foundation
Support Staff



JULIA WOODS
Razorback
Foundation
Support Staff



RAZORBACK FOOTBALL



MARIA ALVADO
Facility Operations



CYNTHIA ANDERSEN
Turf Management



LURIE BARKER
Purchaser



NORMAN BOLSTAD
Facility Operations



NATASHA BROWN
Track



MICHAEL CRAMER
Facilities All Zone
Supervisor



MARJORIE DEWITT
Associate for
Administration



DOYLE EASTRIDGE
Facilities Operations
Manager



HEATHER ENGLAND
Ticket Office



AUSTIN FREEMAN
Turf Management



ELSA GARCIA
Facility Operations



MARY LYNN GIBSON
Sports Information



KEN HAXEL
Pilot



IKE HILL
Pilot



JEFF HOLT
Construction Trades
Supervisor



JONNIE HUEY
Ticket Office



ED JORDAN
Facility Operations



MAURICE KEITH
Turf Management



LANCE LEDER
Turf Management




JOSEPH LINDQUIST
Technology Specialist



RANNY LOREN
Facility Operations



RICKY LOREN
Facility Operations



BEN LOTT
Tech Trades



KURTIS MASON
Marketing



TERRY MERCER
Basketball



MARIA MOJICA
Facility Operations



KELLY MOORE
Baseball



SUE MOORE
Academics



KATHY NUTT
Academics



KENTON PHILLIPS
Facility Operations



MONTE SOWELL
Turf Management



REGINA STEPHENS
Ticket Office



PAT TAYLOR
Assistant Business
Manager



ANNA VAZQUEZ
Facility Operations



CHRIS WHATLEY
Tech Trades



CHARLIE WILLIAMS
Facility Operations



NATHAN WINTERS
Facility Operations



SUSAN WOODLEY
Travel Administrator

SUPPORT STAFF | ADMINISTRATION

2007





UNIVERSITY OF ARKANSAS

UNIVERSITY OF ARKANSAS

2007 ACADEMIC/TEAM SUPPORT | UNIVERSITY OF ARKANSAS

VISION

The University of Arkansas is a nationally competitive, student-centered research university serving Arkansas and the world.

HISTORY

Founded as a land-grant college and state university in 1871, the University of Arkansas opened its doors to students on Jan. 22, 1872. Under the Morrill Land-Grant College Act of 1862, federal land sales provided funds for the new university, which was charged with teaching "agricultural and the mechanic arts," "scientific and classical studies," and "military tactics" to Arkansas scholars.

Statewide elections, held to establish voting bonds to help finance the University, eventually determined the school's location. Washington County and the City of Fayetteville submitted the highest bid, a total of \$130,000, to which was added a \$50,000 state appropriation for the benefit of the institution and \$135,000 from the sale of federal lands. With \$12,000 of this money, the University purchased a 160-acre farm, the homestead of William McIlroy, and established its campus on a hilltop overlooking the Ozark Mountains.

There were few facilities and little money that first academic year, but the eight students and three faculty members who gathered for classes in 1872 showed the same dedication to learning and commitment to excellence that has carried the University of Arkansas into the 21st century. Over the past 135 years, the University has developed into a mature institution with nine schools and colleges, more than 800 faculty members, and 17,938 students. It serves as the major provider of graduate-level instruction in Arkansas. The research and scholarly endeavors of its faculty make it an economic and cultural engine for the state. And its public service activities reach every county in Arkansas, throughout the nation and around the world.

MISSION

As a land-grant university, the University of Arkansas strives to fulfill a three-fold mission of teaching, research and service. In addition, as the flagship campus of the University of Arkansas System, the U of A in Fayetteville serves as the state's major center of liberal and professional education and as Arkansas' main source of theoretical and applied research.

Students pursue a broad spectrum of academic programs leading to baccalaureate, master's, doctoral and professional degrees, not only in traditional disciplines within arts, humanities, social sciences and natural sciences, but also in the core professional areas of agricultural, food and life sciences; architecture; business; education; engineering; nursing; human environmental sciences; and law.

The University of Arkansas houses more than 200 academic programs and offers 83 bachelor's degrees in 74 fields of study. Students may also pursue a wide range of graduate degrees, including the master's, the educational specialist, the doctor of education and the doctor of philosophy. Information about graduate programs can be found in the Graduate School Catalog or online at <http://www.uark.edu/depts/gradinfo/>.

The Carnegie Foundation categorizes the University of Arkansas as a research institution with "high research activity," placing the U of A in the top 10 percent of universities nationwide and in a class by itself within the state of Arkansas. In its 2005 edition, *U.S. News and World Report* ranked the University in the top tier of institutions of higher education. Faculty members perform cutting-edge research for which they annually win prestigious grants and awards, and the University encourages undergraduates to participate in the research process. Such opportunities enhance the learning process by providing hands-on experience in lab and research techniques, by developing students' abilities to implement, experiment, discover and teach, and by fostering a mentoring relationship early in students' academic careers.

Research programs involving both faculty and students serve as vital sources of information on the economic and social needs of Arkansas. In many fields, research performed at the University of Arkansas reaches beyond the state to provide insight and guidance on issues of national and international concern. The University provides extensive technical and professional services to varied groups and individuals throughout the state, helping to further Arkansas' economic growth. The University operates nationally respected high school and college-level correspondence programs; it assists other institutions in developing educational programs; it offers graduate programs, both cooperatively and singly, throughout the state; and it makes specialized campus resources such as computing services and library holdings available to other institutions in the state.



The original building of Arkansas' campus, Old Main, completed in 1876, symbolizes a connection to the past and the focus on the future, which presently come together at UA. Old Main was actually a copy of a building on the University of Illinois campus. The building at Illinois was eventually destroyed. Legend has it the only difference between the two buildings is the UA's north tower, which is higher than the south tower, which was symbolism for the Civil War since the lead engineer was a northern veteran.

LOCATION

A thriving city in the northwest corner of the state, Fayetteville is home to the 345 acres and 130 buildings that comprise the University of Arkansas campus. In the heart of the Ozark Mountains, the city boasts a lively cultural scene and easy access to outdoor recreation. In 2003, *Outside* magazine named Fayetteville 23rd out of the top 40 college towns in America. With a population of 60,000, Fayetteville was heralded as one of Business Week's 2002 "Dazzling Dozen" small cities in the U.S. Northwest Arkansas is the sixth-fastest-growing region in the nation, according to the U.S. Census, and was recently included among the top four "Best Places for Work" by CNN/Money. The Milken Institute rates the metropolitan economy as the eighth-strongest in the country. Fayetteville's temperate climate ensures beautiful seasons year-long, and it is central to larger metropolitan areas, including Dallas, Kansas City, Little Rock, Memphis, St. Louis and Tulsa.

COLLEGES AND SCHOOLS

The academic units of the University of Arkansas include nine colleges and schools and two military departments: the Dale Bumpers College of Agricultural, Food and Life Sciences, which includes the School of Human Environmental Sciences; the School of Architecture; the J. William Fulbright College of Arts and Sciences, which includes the School of Social Work; the Sam M. Walton College of Business; the College of Education and Health Professions, which includes the Eleanor Mann School of Nursing; the College of Engineering; the School of Law; the Graduate School; the Honors College; and the Departments of Army and Air Force ROTC.

In addition, the Division of Continuing Education offers non-credit course work, correspondence courses for credit, and off-campus credit courses in cooperation with colleges and schools at Fayetteville. The School of Law and the Graduate School offer professional and graduate degrees.

THE SCHOOL OF ARCHITECTURE

The School of Architecture houses professional design programs of architecture and landscape architecture together with liberal studies programs in each discipline. The School's programs in architecture and landscape architecture include traditional five-year professional degree programs and four-year pre-professional degrees, combining studio design education with innovative teaching in history, theory, technology and urbanism. A broad range of course offerings equips graduates with the knowledge required for the challenges of a changing world.



RAZORBACK FOOTBALL



Design instruction occurs in a carefully planned studio sequence, providing educational experiences appropriate for students who wish to pursue both traditional and non-traditional forms of professional practice. Fundamental principles and techniques of critical analysis are stressed, and the curriculum strives to empower students by developing skill, knowledge and a deep sense of responsibility to the cultures they will serve. Design studio projects survey issues and opportunities in built and natural settings, as well as complex social, physical and cultural relations that constitute the human-made environment.

DALE BUMPERS COLLEGE OF AGRICULTURAL, FOOD AND LIFE SCIENCES

The mission of the College of Agricultural, Food and Life Sciences is to prepare graduates who are intellectually enriched, technically competent, environmentally conscious and ethically responsible. We honor the land-grant tradition and respect the many values of its fabric and heritage while having sensitivity toward change for the future. Our goal is for our graduates to be responsible leaders, possessing strong communication skills, problem-solving abilities and having commitment to be self-directed, lifelong learners. To accomplish this, the broad curricula include basic courses in the general sciences and liberal arts, as well as agriculture and human environmental sciences.

J. WILLIAM FULBRIGHT COLLEGE OF ARTS AND SCIENCES

No one in 20th century America has done more to advance the study of international relations or promote human understanding than J. William Fulbright. Committed to the idea that a free society and a peaceful world require, above all, an educated citizenry, he urged with unflagging energy the use of historical perspective, cultural relativity and scientific objectivity in the study of human affairs. Senator Fulbright, like Thomas Jefferson, Andrew Jackson and Abraham Lincoln before him, was committed to the belief that an educated, enlightened electorate will unerringly act not only in its own self interest, but also in the interest of all the people of the world.

In recognition of J. William Fulbright's contribution to the cause of liberal education and of his many services to his native state, the Board of Trustees of the University of Arkansas on November 20, 1981, resolved...

The College of Arts and Sciences at the University of Arkansas, Fayetteville, shall be named, henceforth, the J. WILLIAM FULBRIGHT COLLEGE OF ARTS AND SCIENCES. His name will imbue that college, and the University, with his reputation and image for a devoted interest in higher education and its accomplishments through its scholars as reflected in its students. That name will endow the college in such a way as to make it a worldwide center for liberal learning in the general and for the study of international relations in particular.

The college, dedicated to implementing the Fulbright philosophy that liberal education is a prerequisite for enlightened citizenship in a democratic society, has adopted as its mission the following statement from Fulbright's writings:

... the highest function of higher education ... is the teaching of things in perspective, toward the purposes of enriching the life of the individual, cultivating the free and inquiring mind, and advancing the effort to bring reason, justice, and humanity into the relations of men and nations.

Consisting of 19 departments and 22 special programs and research centers, Fulbright College has a two-fold mission: to provide a broad, liberal education to all students within the University community and to furnish specialized knowledge at the upper division and graduate levels leading to a professional career. The general education curriculum within the college is designed to assure students' mastery of the English language, provide knowledge of the historical, social, intellectual and linguistic bases of human culture, provide habits of thought and investigation useful in later life, encourage exploration and development of aesthetic, political, and ethical values, and offer the necessary foundation for professional competence or further training in professional or graduate schools.

Recognizing that its students must become productive members of contemporary American society, Fulbright College offers undergraduate majors in 43 different fields ranging from chemistry and art to journalism and German. In addition, the college, in cooperation with the Graduate School, offers course work leading to master's degrees in 32 fields and doctoral degrees in 11 fields. As a natural corollary of their instructional role, the faculty of the college pursue active research programs in their fields and programs that enable them simultaneously to provide state-of-the-art education to their students and bring national and international recognition to the University.

SAM M. WALTON COLLEGE OF BUSINESS

The Sam M. Walton College of Business is a nationally competitive business school that connects people with organizations and scholarship with practice by



UA's David W. Mullins Library includes special collections papers from former U.S. Senator J. William Fulbright, former chief of staff and special assistant to the President, Thomas "Mack" McLarty, retired U.S. senators David Pryor and Dale Bumpers, architect Edward Durrell, civil rights activist Daisy Bates and composer William Grant Still.

combining excellent student learning experiences with quality research serving Arkansas and the world.

The core values of the college are: excellence, professionalism, innovation and collegiality.

The Walton College, the flagship business school of the state of Arkansas, has a three-fold mission: teaching — to educate a diverse population of students in bachelor's, master's and doctoral programs to be tomorrow's business, community and academic leaders; research — to discover and disseminate knowledge through our research to support excellence and innovation in organizations; and service — to share our business expertise in support of our state, our professions and the academic community.

COLLEGE OF EDUCATION AND HEALTH PROFESSIONS

The mission of the College of Education and Health Professions is to enhance the quality of life of the citizens of Arkansas, the nation and the world through the development of scholar-practitioners in education, health and human services. The vision of the college is to become a nationally competitive, student-centered research college serving Arkansas and the world.

The goals of the College of Education and Health Professions are as follows: to strengthen the academic quality and reputation of the college by developing and enhancing programs of excellence in teaching, research and service; to improve the quality and diversity of our students, faculty and staff, and increase the size of our student enrollment; and to generate increased private and public support for the college's research, academic and service initiatives.

COLLEGE OF ENGINEERING

Engineering is one of the most rewarding of the major professions. Engineers have been primarily responsible for the present high standard of living and for the security of the nation in times of peace and war. Engineering graduates must have a background of sound mathematics, scientific and economic principles, and must be acquainted with industrial practices in their chosen field before they can assume responsibility in the profession. Many engineering graduates become managers and leaders in the public and private sectors because of the problem-solving skills that were developed as part of an engineering education.

The College of Engineering adds personal, social and economic value to the region, the state, the nation and to the world through engineering education and cutting-edge research in emerging technologies.

THE SCHOOL OF LAW

The primary goal of the School of Law is to prepare lawyers who will render high-quality professional service to their clients, who are interested in and capable of advancing legal progress and reform, and who are prepared to be leaders in their communities. These objectives can best be realized by a competent and dedicated full-time faculty working in partnership with an interested and involved bench and bar. The faculty and administrative staff at the School of Law strive to maintain mutually beneficial relationships with judges and practicing lawyers. Appellate courts regularly schedule cases at the School of Law, and the judges meet with students informally after the arguments. Full-time faculty members teach first-year courses and other required substantive law courses, while practice skill courses such as legal clinic and

UNIVERSITY OF ARKANSAS

ACADEMIC/TEAM SUPPORT

2007





UNIVERSITY OF ARKANSAS

UNIVERSITY OF ARKANSAS



The Chi Omega Greek Theatre serves as the site for all football pep rallies and is also an area students use to study and socialize.

ACADEMIC/TEAM SUPPORT

activities such as moot court and client counseling depend on the assistance of the practicing bar.

The School of Law also has a strong sense of responsibility to the people of Arkansas. Members of the faculty and student body are active in numerous public service activities. Legal counsel to the indigent is provided through the clinical education program and by special court appointments from time to time. Students and faculty also serve on the bar, in civic and legislative committees, and on task forces. A number of faculty and students contribute time and expertise to state agencies and law reform groups. All of these activities offer students real legal work, serving the people of Arkansas.

THE HONORS COLLEGE

The mission of the Honors College at the University of Arkansas is to provide exceptional opportunities for outstanding undergraduates to enhance their educational experiences and academic performances, and to serve the University by underscoring its reputation as a research institution, where students come first. This mission incorporates four areas of responsibility: recruitment; administration of honors fellowships, Honors College research grants, and studyabroad scholarships; coordination of honors programs and curricula; and coordination of related services.

THE GRADUATE SCHOOL

The Graduate School assists post-baccalaureate students with the opportunity to further their educational goals through programs of study, teaching and

ALUMNI

The 128-year-old Arkansas Alumni Association connects and serves more than 28,000 dues-paying members. Governed by a 33-member board with an executive director and professional staff, the association provides a variety of member benefits including the quarterly magazine *Arkansas*. The association is housed in the Janelle Y. Hembree Alumni House, a \$3.5 million "home away from home" for alumni.

Among more than 116,000 living, addressable alumni are many who have risen to the top of their respective fields of endeavor, including:

Business:

- J. Kirk Thompson, '78, CEO and president, JB Hunt Transport Services Inc.
- Sonja Hubbard, '86, CEO and president, EZ Mart Stores Inc.
- Scott Ford '84, president and CEO, ALLTEL
- Luis H. Moreno, Jr. '55, head of National Bank of Panama
- Jim Walton, '71, chairman and CEO, Arvest Bank Group
- S. Robson Walton, '66, chairman, Wal-Mart Stores Inc.
- Margaret McEntire, '75, CEO, Candy Bouquet International
- Ginger Graham, '79, CEO and president, Amylin Pharmaceuticals
- Charles D. Morgan, '66, CEO, Acxiom

Science and Technology:

- Mary Good, '53, '55, '79, past president, American Association for the Advancement of Science
- Tommy Holloway '63, manager of NASA's Space Shuttle Programs
- J. Walter Keller '46, '48, '50, developer of the heart pacemaker
- Robert Maurer '49, inventor of fiber optic technology
- Robert T. Mitchell '64, '65, Cassini Program Manager, Jet Propulsion Laboratory

research in an environment that promotes freedom of expression, intellectual inquiry and professional integrity.

Additionally, the Graduate School assists the development of degree programs that are relevant and responsive to the needs of its students and the students' communities — state, nation and world — and the demands of technology, while maintaining a high standard of excellence in graduate education.

A LEGACY OF ACCOMPLISHMENT

Since its founding, the University of Arkansas has compiled a remarkable record of scientific, technological, intellectual and creative accomplishment. This is the university of the late U.S. Senator J. William Fulbright, who served it as a Rhodes Scholarship-winning student, alumnus and president (1939-41), before going on to service at the national level and founding, in 1946, the greatest international exchange program for faculty and students in the world.

Fulbright's injunction for academia guides the University of Arkansas to this day: "The highest function of higher education is the teaching of things in perspective, toward the purposes of enriching the life of the individual, cultivating the free and inquiring mind, and advancing the effort to bring reason, justice and humanity into the relations of men and nations."

In 1951, under U.S. State Department auspices, the University became the first land-grant institution in the nation to assemble an agricultural foreign mission. The object of that mission was to assist Panama in establishing an agricultural teaching, research and extension program similar to the one that had been so successful in modernizing agriculture in the United States.

Other significant accomplishments abound:

- Agricultural Chemistry Professors Barnett Sure (1920-51) and Marinus C. Kik (1927-67) made major advances in nutrition science. Sure co-discovered vitamin E and extended knowledge of how vitamin E, amino acids and B-vitamins function in reproduction and lactation. Kik developed the process for parboiling rice to increase retention of vitamins and shorten cooking time. He documented benefits of adding fish and chicken to rice and grain diets to provide adequate protein for a growing world population.
- Professor Dwight Isely of the Department of Entomology is considered the father of insect pest management in the United States. His research identified the weak point in the life cycle of insects that made them particularly susceptible to control strategies. Through his work on cotton insect pests, the codling moth, the striped cucumber beetle, southern corn rootworm, and rice water weevil, millions of dollars were saved in American agriculture.
- In 1954, University of Arkansas Finance Professor Harold A. Dulan, with UA Law Professor E.J. Ball and UA MBA graduate Lewis Callison, created the nation's first commercial variable annuity life insurance company. Later that year, the Participating Annuity Life Insurance Company sold the first commercial variable annuity ever offered to the U.S. public. This pioneer company was later bought by Aetna.
- In the 1950s, Professor Paul Kuroda of the Department of Chemistry predicted that self-sustaining nuclear chain reactions could have occurred naturally in earth's geologic history. In 1972, his prediction was confirmed when scientists

Government:

- Admiral Vern E. Clark '68, former Chief of Naval Operations
- J. William Fulbright '25, '48, former U.S. Senator and creator of the Fulbright Program for International Education Exchange (deceased)
- George Haley '52, former U.S. Ambassador to Gambia
- Ricardo Martinelli '73, former chairman, Panama Canal Commission
- Thomas F. "Mack" McLarty III '68, former White House Chief of Staff for President Clinton and Special Envoy to the Americas
- Mark Pryor, '85, '88, U.S. senator

Arts:

- Merideth D. Boswell '77, set decorator whose credits include "Dr. Seuss' How The Grinch Stole Christmas" and "Apollo 13," for which she received an Academy Award nomination
- E. Lynn Harris '77, author of *What Becomes of the Brokenhearted*
- E. Fay Jones '50, winner of American Institute of Architects' 1990 Gold Medal (deceased)
- Laurence Luckenbill '55, actor and producer
- Miller Williams '52, poet
- Ed Wilson '80, president, Fox Television Network
- Janis Kearney, '77, author and presidential diarist for President Clinton

Education:

- B. Alan Sugg, '60, president, University of Arkansas System
- John A. White, '62, chancellor, University of Arkansas
- James L. "Skip" Rutherford, '72, dean, Clinton School of Public Service

2007



RAZORBACK FOOTBALL



discovered a natural nuclear reactor in Gabon, Africa. In 1960, he predicted the existence of Pu 244 as an element present during the solar system's formation. Confirmation of his theory enabled scientists to more accurately date the sequence of events in the solar system's early history.

- The Master of Fine Arts in Creative Writing, a 60-hour program begun at the University of Arkansas in 1966, has grown into one of the most productive and highly ranked programs of its kind in America. Founded by English professors William Harrison and the late James Whitehead, later joined by Miller Williams, the program was in the vanguard of a revolution to transform the traditional study of literature into a demanding training ground for young writers. The writer-teachers and writer-students in the program, many of whom have won national fame and honors, have produced hundreds of works of fiction, poetry, creative non-fiction and translation.
- UA Plant pathologists George Templeton, David TeBeest, USDA weed scientist Roy Smith and graduate student Jim Daniels conducted research in the early 1970s that led to COLLEGO, the first biological herbicide for weed control in a field crop. Other UA scientists and students worked on the project that resulted in EPA registration of COLLEGO by Upjohn in 1982 for control of northern jointvetch in rice and soybeans.
- The most widely implemented automated mail sorting equipment in the world — the Wide Area Bar Code Reader — was developed by researchers in the University of Arkansas College of Engineering. A \$50,000 grant from the U.S. Postal Service to Professors Dwight F. Mix and J.E. Bass in 1989 began the research and development effort. By 1999, more than 15,000 University of Arkansas bar code readers were located in every major USPS facility, increasing the efficiency of processing 20 billion pieces of mail a year at a savings of \$200 million. This R&D effort has spawned four additional electronic systems to help the USPS "read the mail."
- During the 1980s, Professors Allen Hermann and Zhengzhi Sheng of the Department of Physics were in the vanguard of research in superconductivity — when electrical current flows without resistance in some materials at extremely cold temperatures. The thallium-based material they discovered held the world's record for high temperature, 125K, for five years (1988-93) and drew international attention to the University. Their work led to numerous patents and a manufacturing agreement as well as further advances in high-density electronics.

The University also attracted attention for its early work in racial integration in the segregated South. The University of Arkansas became the first major southern public university to admit a black student without litigation when Silas Hunt of Texarkana, an African-American veteran of World War II, was admitted to the University's law school in 1948. Roy Wilkins, adminis-



The University of Arkansas is the only remaining university in the nation to etch the names of its graduates into the campus' sidewalks. Senior Walk stretches for more than five miles. When the costs of hand-etching names into concrete forced other universities to give up the practice, UA's physical plant and engineering school grads created a computerized sandblasting machine — the SandHog, which each summer adds that year's graduating class. Since the university's founding, the names of all of the almost 124,000 graduates have been etched into the sidewalks, their names arranged by year of graduation.

trator of the NAACP, wrote in 1950 that Arkansas was the "very first of the Southern states to accept the new trend without fighting a delaying action or attempting to limit, if not nullify, bare compliance." Additional African-American students followed Hunt's example in the late 1940s and throughout the 1950s.

And, of course, two former faculty members made it to the White House. The nation's 42nd president, William J. Clinton (1993-2001), and first lady, Hillary Rodham Clinton (U.S. Senator from New York), were faculty members of the University of Arkansas School of Law in the mid-1970s. Mr. Clinton started in 1973, and Ms. Rodham began teaching in 1974. They were married in Fayetteville and left the faculty at the end of 1976 so Mr. Clinton could begin work as Arkansas' new attorney general.

UNDERGRADUATE FIELDS OF STUDY

Following is a list of fields of undergraduate study offered at the University of Arkansas.

Dale Bumpers College of Agricultural, Food and Life Sciences

- Agricultural Economic and Agribusiness
- Agricultural Education, Communication and Technology
- Animal Science
- Biological Engineering (joint program with the College of Engineering)
- Crop Management
- Environmental, Soil and Water Science
- Food Science
- Horticulture
- Poultry Science
- Turf and Landscape Horticulture
- School of Human Environmental Sciences**
- Apparel Studies
- Foods, Human Nutrition and Hospitality
- General Human Environmental Sciences
- Human Development, Family Sciences and Rural Sociology
- Interior Design

School of Architecture

- Architecture
- Architectural Studies
- Landscape Architecture
- Landscape Architectural Studies

J. William Fulbright College of Arts and Sciences

- American Studies
- Anthropology
- Art
- Biology
- Chemistry
- Classical Studies
- Communication
- Computer Science (B.A.)
- Criminal Justice
- Drama
- Earth Science
- Economics
- English
- French
- Geography
- Geology
- German
- History
- International Relations
- Journalism
- Mathematics
- Medical Sciences
- Music

- Philosophy
- Physics
- Political Science
- Psychology
- Public Administration (B.S.)

School of Social Work

- Sociology
- Spanish
- Second (or dependent) Majors***
- African American Studies
- European Studies
- Latin American Studies
- Middle East Studies
- Russian Studies

*A second (or dependent) major must be earned in a degree program in which the first major is one authorized to be given independently.

Sam M. Walton College of Business

- Accounting
- Business Economics
- Finance
- General Business
- Information Systems
- International Business
- Management
- Marketing
- Transportation and Logistics

College of Education and Health Professions

- Communication Disorders
- Elementary Education
- Health Science
- Kinesiology
- Middle-Level Education
- Recreation
- Vocational Education
- Eleanor Mann School of Nursing**

College of Engineering

- Biological Engineering
- Chemical Engineering
- Civil Engineering
- Computer Engineering
- Computer Science (B.S.)
- Electrical Engineering
- Industrial Engineering
- Mechanical Engineering

Undeclared Major

Certain degree-seeking students who are temporarily undecided about their choice of a major field of study may select the undeclared major. However, all undergraduate students still must enroll in one of the colleges or schools. Each of these academic units makes provisions for undeclared majors and each has its own rules for the point at which a student must declare a major.





ARKANSAS RAZORBACK STUDENT-ATHLETE SUPPORT SERVICES

ACADEMIC/TEAM SUPPORT | STUDENT-ATHLETE SUPPORT SERVICES

Support Services Mission Statement: The primary focus of the Razorback Support Program is to provide the student-athlete with the opportunity to develop the skills necessary to be a success in college and in life. This is accomplished through competent academic counseling, life skills training and preparation to enter the job market upon graduation.

Academic Support

The University of Arkansas Academic Support Center serves as the liaison between the athletic department and all faculty, staff and university personnel regarding academic concerns and procedures.

The Academic Support Center is committed to providing the Razorback student-athletes with the tools and resources they need to succeed in the competitive academic environment at the University of Arkansas, ultimately leading to graduation.

Support services include a mentoring program, monitored study hall, tutorial services, a computer laboratory and referrals to other campus support services.

UA's Academic Game Plan for Graduation

Student-athletes are expected to meet specific academic criteria in order to maintain their eligibility. This can be easily achieved by following the Academic Game Plan set out by the Academic Support Center.

The support center staff has designed programs and set specific goals to help student-athletes achieve academic success. One such goal is each student-athlete enroll and successfully complete 30 hours of coursework each academic year. By maintaining this course load, they will not only be on track to graduate in four years, but will easily meet eligibility requirements set by the NCAA.

Study Hall and Tutors

- Study Hall is a quiet setting for uninterrupted study and is required for all scholarship student-athletes until a 2.5 GPA or better is achieved. The use of tutors is highly encouraged, if not required for some student-athletes.

Honors and Awards

- SEC Academic Honor Roll (3.0 GPA or above for two consecutive semesters)
- Lon Farrell Award (3.0 GPA for one or both semesters during academic year)
- Hard Working Hog (30 hours of coursework in one academic year)

Class Attendance

- Student-athletes are expected to attend all classes unless previously excused
- The Academic Support Staff regularly checks attendance
- If traveling with a team, student-athletes notify instructors early each semester regarding assignments and/or test(s)



Senior fullback Farod Jackson, who helped clear the way for two 1,000-yard rushers in 2006, is one of 35 Razorbacks on the current Hard Working Hogs award list for completing 30 or more hours in an academic year.

2006-07 GRADUATES

Baseball

Brandon Barr
James Gilbert
Chris Hollensworth
Brian Kirby
Gary Hogan
Brian McLelland
Bubbs Merrill

Football

Caleb Ceaser
Robert Felton
Jeb Huckeba
Michael Jenkins
Sam Olajubutu
Skye Peterson
Desmond Sims
Tony Ugoh
Darius Vinnett

Track

Said Ahmed
Josphat Boit
Maurice Bridges
Omar Brown
Richard Cooper
Brad Dittoe
Harun Iman
Jonathan Norris
Adam Perkins
Josh Robles
Seth Summerside
David Wittenmyer

Basketball

Jonathon Modica
Rashard Sullivan

Tennis

Rohan Gajjar
Matt Roberts



RAZORBACK FOOTBALL



STUDENT-ATHLETE SUPPORT SERVICES

ACADEMIC/TEAM SUPPORT

2007

2006-07 LON FARRELL ACADEMIC HONOR ROLL

(3.0 GPA or higher in the last fall or spring semester, or both)

Baseball

Brandon Barr
Casey Coon
Evan Cox
Andrew Darr
Jake Dugger
Dylan Duren
Logan Forsythe
James Gilbert
Danny Hamblin
Thomas Hauskey
Travis Hill
Sean Jones
Jacob Julius
Dallas Keuchel
Scott Limbocker
Nick Makris
Brian McLelland
Zac Miller
Travis Moseley
Aaron Murphree
Sam Murphy
Chad Pierce
Tim Poe
Stephen Richards
Stephen Robison
Nick Schmidt
Brad Secrist
Shaun Seibert
Tim Smalling
Brian Walker
Duke Welker

Basketball

Andrew Boyd
Sean McCurdy

Football

Michael Aguirre
Clay Bemberg
Evan Bettis
Mark Bonner
Nigel Chandler
Ben Cleveland
Adam Cobb
Jeremy Davis
Ray Dominguez
Aaron Fenton
Chip Gregory
Matt Harris
Matt Hewitt
Clark Irwin
Shedrick Johnson
Landon Leach
Jonathan Luigs
Darren McFadden
Donald Meador
Mike Moffitt
Marcus Monk

Derek Moore
Will Moore
Obi Obiakonwa
Sam Olajubutu
Stephen Parker
Sean Penix
John Aaron Rees
Barrett Reynolds
Jonathan Riddell
Hezekiah Smith
Mitchell Smith
Mason Templeton
Lance Thompson
Darius Vinnett
Torian Wilkins

Golf

Hunter Buwick
Scotty Campbell
Stephen Cox
Barrett Lais
Andrew Landry
Allen McFerran
Will Osborne
Jason Turner

Tennis

Dmitry Lebedev
Colin Mascall
Gabriel Mattos
Andrei Nicoara
John Shults
Drew Sosebee
Blake Strode
Jorge Villanueva
Brian Yanulis

Track

Kent Austell
Alain Bailey
Ryan Botha
Brad Dittoe
Clemore Henry
Gary Jones
Daniel LaCava
Scott MacPherson
Alex McClary
Andy McClary
Jonathan Norris
Adam Perkins
Daniel Quinn
Rio Reina
Boris Roslov
Brent Rosson
Jacob Snelson
Andy Stover
Luke Vinze



The Office of Student Support Services assists Arkansas' student-athletes with life goals as well as academics and graduation. The student life portion of the program offers training in areas such as financial planning, drug and alcohol education, time management, study skills and developing community service activities. Above, senior safety Kevin Woods, senior safety Michael Grant and senior linebacker Weston Dacus (left to right) participate in an etiquette dinner.



Junior Darren McFadden is a leading candidate for the Heisman Trophy this year, but he's also solid in the classroom and was named to UA's Hard Working Hogs award list for earning 30 or more hours in an academic year.



Senior receiver Marcus Monk, who owns Arkansas' season (11) and career records for touchdown receptions (24), was named to last year's Southeastern Conference academic honor roll and the school's Lon Farrell Academic Honor Roll.

2006-07 ACADEMIC ALL-SEC

Baseball

Brandon Barr
Casey Coon
Jake Dugger
Logan Forsythe
James Gilbert
Danny Hamblin
Thomas Hauskey
Travis Hill
Sean Jones
Jacob Julius
Brian McLelland
Zac Miller

Stephen Richards
Nick Schmidt
Brad Secrist
Shaun Seibert
Jess Todd
Ben Tschepikow
Brian Walker
Duke Welker
Michael Wild
Matt Willard

Basketball

Sean McCurdy

Football

Jeremy Davis
Clark Irwin
Shedrick Johnson
Landon Leach
Marcus Monk
Will Moore
Sam Olajubutu
Jonathan Riddell
Jacob Skinner
Colin Tucker
Brian Vavra
Darius Vinnett

Golf

Hunter Buwick
Andrew Carroll
Stephen Cox
Barrett Lais
Will Osborne

Tennis

Braden Burks
Andrei Nicoara
John Shults
Drew Sosebee
Blake Strode

Track

Kent Austell
Ryan Botha
Tyler Hill
Kyle Komarek
Daniel LaCava
Scott MacPherson
Adam Perkins
Daniel Quinn
Rio Reina
Brent Rosson
Seth Summerside





UNIVERSITY OF ARKANSAS

ACADEMIC/TEAM SUPPORT | STUDENT-ATHLETE SUPPORT SERVICES



Junior linebacker Desmond Williams, who enters the season listed as the backup at will linebacker, has earned a Hard Working Hogs award for completing 30 or more hours during the academic year.

The Razorback Program for Student-Athlete Success

The Office of Student Support Services of the University of Arkansas Athletic Department was established to assist student-athletes in their efforts toward attaining specific academic and life goals as well as graduation.

Recognizing the difficulty of being both a student and an athlete, the office seeks to help students develop appropriate skills, which will allow them to maximize their individual potential while participating in intercollegiate athletics.

The University of Arkansas is a participant in the NCAA CHAMPS/Life Skills Program. This program addresses the needs of student-athletes in five primary areas: Academics, Personal Development, Career Development, Community Service and Athletic Excellence.

Student Life

The University of Arkansas is as concerned about the personal and social development of our student-athletes as it is their academics and athletics.

The Office of Student Life focuses on the personal development and community service components of the NCAA CHAMPS/Life Skills program. Training is provided in a wide variety of areas such as financial

planning, drug and alcohol education, time management, study skills and developing community service activities.

Career Development

The purpose of the Career Development Program is to assist student-athletes in making a smooth transition into the world of work. This process begins in the freshman year with a one-hour course in which career options are explored.

Workshops are also held to provide student-athletes training in resume writing, interviewing skills and etiquette. Individual assistance with locating summer internships and job placement helps give the student-athlete a head start in his or her career.

Participation in athletics enables individuals to develop the personal qualities that are in high demand in the business world today.

2006 HARD WORKING HOGS AWARD (30 or more hours earned during the 2005-06 academic year)			
Baseball	Murray Watts	Mike Moffitt	Track
Brandon Barr	Duke Welker	Marcus Monk	Alain Bailey
Evan Cox	Brandon White	Stephen Parker	Nkosinza Balumbu
Jake Dugger		Kyle Payne	Chris Barnicle
Dylan Duren	Football	Sean Penix	Micky Cobrin
James Gilbert	Michael Aguirre	John Aaron Rees	Kenny Cormier
Danny Hamblin	Chris Baker	Jacob Skinner	Brad Dittoe
Thomas Hauskey	Fred Bledsoe	Hezekiah Smith	Clemore Henry
Travis Hill	Michael Coe	Mitchell Smith	Tyler Hill
Wayne Hrozek	Weston Dacus	Colin Tucker	Kyle Komarek
Sean Jones	Andrew Davie	Jose Valdez	Peter Kosgei
Jacob Julius	Jeremy Davis	Brian Vavra	Daniel LaCava
Dallas Keuchel	Casey Dick	Desmond Williams	Scott MacPherson
Nick Makris	Nate Garner	Kane Wommack	Jonathan Norris
Brian McLelland	Brett Goode	Kevin Woods	Adam Perkins
Zac Miller	Marcus Harrison		Daniel Quinn
Travis Moseley	Joseph Henry	Golf	Boris Roslov
Aaron Murphee	Peyton Hillis	Andrew Carroll	Brent Rosson
Jeff Nutt	Clark Irwin		J-Mee Samuels
Stephen Richards	Farod Jackson	Tennis	Mychael Stewart
Brad Secrist	Robert Johnson	Dmitry Lebedev	Seth Summerside
Shaun Seibert	Shedrick Johnson	John Shults	David Wittenmyer
Tim Smalling	Jonathan Luigs	Blake Strode	
Ben Tschepikow	Darren McFadden	Jorge Villanueva	
Brian Walker	Ernest Mitchell	Dmitry Vlaskin	

ARKANSAS' ALL-TIME SEC ACADEMIC HONOR ROLL SELECTIONS

- | | | |
|--|---|--|
| 1992 NG Owen Kelly, OT Chris Oliver, K Todd Wright | 2000 OT Nathan Ball, OT Mark Bokermann, LB Tony Bua, SE Matt Burstein, K Jason Campbell, TB Cedric Cobbs, FB Adam Daily, LB Josh Foliart, QB Robby Hampton, FL Trent McDaniel, C Josh Melton, LB Caleb Miller, OT Shannon Money, P David Ramsey, LB T.C. Slay, TE J. Strain | P Josh Dennis, DE Jeb Huckeba, LB Glen Jasper, OG James Johnson, QB Matt Jones, QB Rhett Lashlee, DS Garrett Lewis, QB Dowell Loggains, LB Donald Meador, LB Justin O'Guinn, OG Gene Perry, OG Jerry Reith, LB Darren Rogers, FB Justin Slaughter, QB Ryan Sorahan, OG Tony Ugoh, LB Austin Williams, FL Michael Young |
| 1993 QB Mike Cherry, LB Brad Hogan, QB Barry Lunney, OT Chris Oliver, DT Vernon Wade | 2001 FL Zack Blake, OT Mark Bokermann, DT Jermaine Brooks, FS Tom Crowder, LB Josh Foliart, QB Robby Hampton, TB Kweku Hayfron, LB Nathan Henry, LB Michael Malone, C Josh Melton, LB Caleb Miller, OG Shannon Money, C Jarod Morrison, DS Chuck Nalley, K Brennan O'Donohoe, OG Jerry Reith, TE J. Strain | 2004 K David Carlton, TE Payne Hall, DE Jeb Huckeba, OG James Johnson, QB Landon Leach, H/QB Dowell Loggains, K Rusty McEntire, LB Donald Meador, LB Clarke Moore, LB Justin O'Guinn, OG Gene Perry, LB Darren Rogers, P John Shaw, FB Justin Slaughter, SE Michael Young |
| 1994 QB Jason Allen, QB Barry Lunney, DT Vernon Wade | 2002 OG Nathan Ball, SS D'Andre Berry, FL Zack Blake, OT Mark Bokermann, LB Tony Bua, FL Steadman Campbell, K David Carlton, SE Tom Crowder, P Josh Dennis, K Ryan Gullett, QB Robby Hampton, OG Daniel Holtz, SNP Garrett Lewis, DE Raymond House, LB Jeb Huckeba, DT James Johnson, QB Matt Jones, C Josh Melton, LB Caleb Miller, LB Clarke Moore, SNP Chuck Nalley, OG Jerry Reith, FL Richard Smith, QB Ryan Sorahan, SNP Mark Stavelly, TE J. Strain | 2005 WR Richard Bracken, QB Chad Dayton, TB Kyle Dickerson, FB Farod Jackson, OG James Johnson, LB Vernon McNeal, WR John Aaron Rees, WR David Thompson |
| 1995 OG Russ Brown, OT Brandon Burlsworth, C Grant Garrett, RB Madre Hill, FS Philip Hayes, QB Barry Lunney | 2003 OT Mark Bokermann, K David Carlton, SE Tom Crowder, NG Scott Davenport, | 2006 K Jeremy Davis, QB Clark Irwin, CB Shedrick Johnson, QB Landon Leach, WR Marcus Monk, K Will Moore, LB Sam Olajubutu, DT Jonathan Riddell, P Jacob Skinner, OG Colin Tucker, K Brian Vavra, CB Darius Vinnett |
| 1996 LB Justin Brown, OG Brandon Burlsworth, LB Nathan Cole, K Tony Dodson, SS Philip Hayes, DE Chad Lairmore, C Benji Mahan, CB Dahron Moss, OT Jeremiah Washburn | | |
| 1997 OG Brandon Burlsworth, TE Nathan Cole, DS Benji Mahan, CB Dahron Moss, FB Nathan Norman, OT Tyler Garman, TB Rod Stinson, QB Clint Stoerner | | |
| 1998 K Sam Austin, SE Brian Boydstun, OG Brandon Burlsworth, TE Nathan Cole, DL Curt Davis, DT Ryan Hale, K Todd Latourette, DB Tony Lockhart, DS Benji Mahan, FB Nathan Norman, OG Kenny Sandlin, LB T.C. Slay, K Carter Stein, QB Grant Sumner, C Jeremiah Washburn | | |
| 1999 FL Steadman Campbell, FB Marvin Caston, FB Adam Daily, QB Robby Hampton, C Josh Melton, FB Nathan Norman, C Kenny Sandlin, LB T.C. Slay, QB Grant Sumner | | |



RAZORBACK FOOTBALL



ARKANSAS RAZORBACKS IN THE COMMUNITY

RAZORBACKS IN THE COMMUNITY

ACADEMIC/TEAM SUPPORT

2007

The University of Arkansas encourages its student-athletes to capitalize on their visibility by playing an active role in the community. Razorback student-athletes are provided the opportunity to participate in different community services through programs like Arkansas Athletes Outreach (AAO) and the University of Arkansas' Office of Student Life.

AAO is a non-profit organization staffed by former collegiate athletes.

Its staff provides opportunities fostering spiritual growth, character development, leadership skills and community services.

UA's Office of Student Life assists student-athletes in personal and social life development as it relates to academics and athletics. They participate in programs such as Habitat for Humanity and the Book Hogs Reading Program.



ABOVE: Sophomore cornerback Jerell Norton (left) and redshirt freshman cornerback Ramon Broadway spent time with a couple of young fans at the EA Sports Bowl-A-Palooza event in Orlando. The Hogs were in Florida for the Capital One Bowl.




ABOVE: Sophomore quarterback Clark Irwin and the Razorbacks took part in the "Disney Day for Kids" event in conjunction with Arkansas' trip to Orlando last year for the Capital One Bowl.



LEFT: Senior offensive tackle Nate Garner poses with a class after taking part in the Book Hogs Reading Program at a local elementary school.

BELOW: Sophomore offensive tackle Michael Aguirre has plenty of company for lunch after visiting with children at an area elementary school.



ABOVE: Junior defensive tackle Cord Gray made at least a couple of friends at AAO's Summer Camp for Champs.

ABOVE: Senior strong safety Matt Hewitt helps a fan during arts and crafts time at the "Disney Day for Kids" event in Orlando. The Razorbacks were in Orlando for the Capital One Bowl.





UNIVERSITY OF ARKANSAS

2006 SEASON REVIEW

- The Razorbacks went 10-4, won the SEC Western Division title, played in the SEC Championship Game and earned a spot in the Capital One Bowl, ending the season ranked No. 15 in the nation. The bowl bid was the 35th all-time for Arkansas and the seventh since Houston Nutt became head coach in 1998. Nutt was named the SEC Coach of the Year as well as the AFCA Region 2 Coach of the Year.
- Junior tailback Darren McFadden won the Doak Walker Award as the nation's top running back, finished second in Heisman Trophy voting in becoming Arkansas' first Heisman finalist, was a Walter Camp Player of the Year finalist, the SEC Offensive Player of the Year and was named a first-team All-American by AP, the AFCA, Rivals, CBS Sportsline.com, SI.com, Pro Football Weekly and Scout.com. McFadden set school records with 1,647 rushing yards along with 14 touchdowns and with 2,058 all-purpose yards. McFadden and former Georgia running back Herschel Walker are the only backs in SEC history to rush for 1,000 yards as both freshmen and sophomores.
- The tailback duo of Darren McFadden and Felix Jones was the second-most productive combination in the country last year. They averaged 201.0 yards per game, trailing only West Virginia's Steve Slaton and Patrick White (235.73). Jones' 7.58 yards per carry average led the SEC and ranked second in the nation among the country's top 100 leaders.
- Defensive end Jamaal Anderson led the SEC with 14.0 sacks, which ties the school single-season record. His three against Tennessee tied for the second-most in a game in school history and the 18 for his career tie for fifth.
- Linebacker Sam Olajubutu, a semifinalist for the Butkus Award and the Chuck Bednarzik Award, ended his career with 372 tackles, which ranks third in school history.
- The Razorbacks led the SEC in rushing for the fourth time in five years and were fourth in the nation with 228.50 yards per game. Arkansas also was second in the nation in fewest sacks allowed with nine, an average of 0.67 per game. Arkansas ranks No. 1 in the SEC in rushing offense in Houston Nutt's tenure as head coach (1998-Present) with 21,054 yards in 111 games - an average of 189.68 yards per game.

- Marcus Monk had 50 receptions for 962 yards and 11 touchdowns last year. He has at least one reception in every game of his career, 35, which ranks as the ninth-longest active streak in the nation. His 11 touchdown receptions last year set a school single-season record while his 24 career touchdown catches is also a school record.
- The 27-10 win at No. 2 Auburn marked the highest ranked team Arkansas has beaten since knocking off No. 1 Texas, 42-11, at Fayetteville in 1981. It was also the best road win since winning at No. 1 Texas, 14-13, in 1964.



Left guard Stephen Parker (left) earned second-team All-American honors after opening holes for junior Heisman Trophy runner-up Darren McFadden (right) and helping Arkansas lead the SEC in rushing and rank fourth in the nation with 228.5 yards per game.



Honorable mention All-American defensive end Jamaal Anderson was a first-round NFL Draft choice of Atlanta after recording 20.5 tackles for loss and tying the school single-season record with 14 sacks.

2006 ARKANSAS FOOTBALL HONORS

TEAM

Arkansas

- Tostitos National Team of the Week (FWAA) - Auburn

Offensive Line

- Hogwired.com Offensive Players of the Week - Tennessee

COACHES

Houston Nutt

- Bobby Dodd National Coach of the Year Finalist
- Eddie Robinson National Coach of the Year Finalist
- AFCA Region 2 Coach of the Year
- Associated Press SEC Coach of the Year
- SEC Coaches SEC Coach of the Year
- Mobile Press Register SEC Coach of the Year

Reggie Herring

- Broyles Award Finalist
- Master Coach Survey National Defensive Coordinator of the Week - Tennessee

Gus Malzahn

- Rivals.com National Offensive Coordinator of the Year
- Rivals.com National Coordinator of the Week - Auburn
- Rivals.com National Coordinator of the Week - Tennessee

PLAYERS

Jamaal Anderson

- Ted Hendricks Award Watch List
- Pro Football Weekly Honorable Mention All-American
- SI.com All-America Honorable Mention
- Associated Press First-Team All-SEC
- SEC Coaches First-Team All-SEC
- SEC Defensive Lineman of the Week - Auburn
- Hogwired.com Defensive Player of the Week - Auburn
- Hogwired.com Defensive Player of the Week - Tennessee

Anthony Brown

- SEC Special Teams Player of the Week - South Carolina
- Hogwired.com Special Teams Player of the Week - South Carolina

Ben Cleveland

- SEC Coaches Freshman All-SEC

Weston Dacus

- Hogwired.com Defensive Player of the Week - Ole Miss
- Hogwired.com Co-Defensive Player of the Week - ULM

Jeremy Davis

- Hogwired.com Special Teams Player of the Week - Auburn
- Hogwired.com Special Teams Player of the Week - Southeast Missouri State

Wendel Davis

- SEC Coaches Freshman All-SEC

Reggie Fish

- Hogwired.com Special Teams Player of the Week - Mississippi State

Brett Goode

- Hogwired.com Special Teams Player of the Week - Vanderbilt

Michael Grant

- Hogwired.com Co-Defensive Player of the Week - ULM

Marcus Harrison

- Hogwired.com Defensive Player of the Week - USC

Peyton Hillis

- Hogwired.com Offensive Player of the Week - Ole Miss

Chris Houston

- Pro Football Weekly Honorable Mention All-American
- Associated Press First-Team All-SEC
- SEC Defensive Player of the Week - Mississippi State

- Hogwired.com Defensive Player of the Week - Mississippi State
- Hogwired.com Special Teams Player of the Week - ULM

Keith Jackson

- Lombardi Award Watch List
- Associated Press First-Team All-SEC
- The Walter Camp Foundation National Defensive Player of the Week
- SEC Defensive Lineman of the Week - Southeast Missouri St.
- Hogwired.com Defensive Player of the Week - Southeast Missouri State

Robert Johnson

- Little Rock Touchdown Club Paul Eells Award

Felix Jones

- Associated Press Second-Team All-SEC
- Associated Press Second-Team All-SEC (All-Purpose Back)
- SEC Coaches Second-Team All-SEC
- SEC Coaches Second-Team All-SEC (Return Specialist)
- Hogwired.com Co-Offensive Player of the Week - Auburn
- SEC Special Teams Player of the Week - Ole Miss
- Hogwired.com Special Teams Player of the Week - Ole Miss
- Hogwired.com Offensive Player of the Week - ULM
- Hogwired.com Special Teams Player of the Week - LSU
- Hogwired.com Offensive Player of the Week - SEC Championship Game
- Hogwired.com Special Teams Player of the Week - SEC Championship Game

Randy Kelly

- SEC Defensive Player of the Week - Alabama
- Hogwired.com Defensive Player of the Week - Alabama
- Hogwired.com Defensive Player of the Week - LSU

- Hogwired.com Defensive Player of the Week - SEC Championship Game

Jonathan Luigs

- Rimington Trophy Finalist
- Associated Press Third-Team All-American
- Associated Press First-Team All-SEC
- SEC Coaches First-Team All-SEC
- Hogwired.com Offensive Player of the Week - Alabama
- SEC Offensive Lineman of the Week - Auburn

Darren McFadden

- Doak Walker Award Winner
- Heisman Trophy Runner-Up
- Walter Camp Player of the Year Finalist
- The Maxwell Award Watch List
- AFCA First-Team All-American (All-Purpose Back)
- Associated Press First-Team All-American
- CBS Sportsline.com First-Team All-American
- Rivals.com First-Team All-American
- SI.com First-Team All-American
- Pro Football Weekly First-Team All-American
- Scout.com First-Team All-American
- Associated Press SEC Offensive Player of the Year
- Mobile Press Register SEC Offensive Player of the Year
- SEC Coaches Offensive Player of the Year
- Associated Press First-Team All-SEC
- SEC Coaches First-Team All-SEC
- Scout.com First-Team All-SEC
- Little Rock Touchdown Club National Player of the Year
- Little Rock Touchdown Club SEC Player of the Year
- Little Rock Touchdown Club SEC Offensive Player of the Year
- USA Today Player of the Week - Auburn

- ESPN Pontiac Game-Changing Nominee (63-yard run vs. Auburn)
- Cingular All-America Player of the Week - South Carolina
- USA Today Player of the Week - Tennessee
- Sporting News Radio College Football Player of the Week - Tennessee
- Cingular All-America Player of the Week Nominee - Tennessee
- SEC Co-Offensive Player of the Week - LSU
- Hogwired.com Offensive Player of the Week - Utah State
- Hogwired.com Co-Offensive Player of the Week - Auburn
- Hogwired.com Offensive Player of the Week - South Carolina
- Hogwired.com Offensive Player of the Week - Mississippi State
- Hogwired.com Offensive Player of the Week - LSU

Marcus Monk

- Hogwired.com Offensive Player of the Week - Vanderbilt

Mitch Mustain

- The Sporting News Freshman All-American - Honorable Mention
- SEC Freshman of the Week - Vanderbilt

Sam Olajubutu

- Chuck Bednarik Award Semifinalist
- Butkus Award Semifinalist
- Lott Trophy Quarterfinalist
- Lombardi Award Watch List
- Bronko Nagurski Trophy Watch List
- Associated Press First-Team All-SEC
- SEC Coaches First-Team All-SEC
- CollegeFootballNews.com Mid-season All-American
- Hogwired.com Defensive Player of the Week - Utah State
- Hogwired.com Defensive Player of the Week - Vanderbilt

Stephen Parker

- The Sporting News Second-Team All-American
- Associated Press Second-Team All-SEC

- SEC Offensive Lineman of the Week - ULM

Antwain Robinson

- Ted Hendricks Award Watch List
- SEC Coaches Second-Team All-SEC

Jacob Skinner

- Cingular All-America Player of the Week Nominee - Tennessee
- Hogwired.com Special Teams Player of the Week - USC
- Hogwired.com Special Teams Player of the Week - Utah State
- Hogwired.com Special Teams Player of the Week - Alabama

Zac Tubbs

- SEC Coaches First-Team All-SEC

Tony Ugho

- Rivals.com Second-Team All-American
- Associated Press Third-Team All-American
- SI.com All-America Honorable Mention
- Associated Press First-Team All-SEC
- SEC Coaches First-Team All-SEC
- SEC Offensive Lineman of the Week - Tennessee

Brian Vavra

- Hogwired.com Special Teams Player of the Week - Tennessee

Darius Vinnett

- Hogwired.com Defensive Player of the Week - South Carolina

Damian Williams

- The Sporting News Freshman All-American - Third Team
- SEC Coaches Freshman All-SEC
- The Sporting News Freshman All-SEC
- Hogwired.com Offensive Player of the Week - USC



RAZORBACK FOOTBALL



2006 ARKANSAS RAZORBACK FOOTBALL STATISTICS (10-4, 7-1 SEC)

DATE	OPPONENT	RESULT	SCORE	OVERALL	CONFERENCE	TIME	ATTEND
Sept 2, 2006	#3 SOUTHERN CALIFORNIA	L	14-50	0-1-0	0-0-0	3:35	76,564
Sept 9, 2006	UTAH ST.	W	20-0	1-1-0	0-0-0	2:55	69,491
* Sept 16, 2006	at Vanderbilt	W	21-19	2-1-0	1-0-0	3:08	32,202
*/% Sept 23, 2006	#22 ALABAMA	W 2OT	24-23	3-1-0	2-0-0	3:20	74,687
* Oct. 7, 2006	at #2 Auburn	W	27-10	4-1-0	3-0-0	3:06	87,451
Oct 14, 2006	SOUTHEAST MISSOURI	W	63-7	5-1-0	3-0-0	2:56	72,453
* Oct 21, 2006	OLE MISS	W	38-3	6-1-0	4-0-0	3:03	73,445
Oct 28, 2006	vs. Louisiana-Monroe	W	44-10	7-1-0	4-0-0	3:00	55,420
* Nov 4, 2006	at South Carolina	W	26-20	8-1-0	5-0-0	3:19	74,926
* Nov 11, 2006	#13 TENNESSEE	W	31-14	9-1-0	6-0-0	2:52	76,728
* Nov 18, 2006	at Mississippi State	W	28-14	10-1-0	7-0-0	2:57	41,845
* Nov 24, 2006	#9 LSU	L	26-31	10-2-0	7-1-0	3:18	55,833
& Dec. 2, 2006	vs. #4 Florida	L	28-38	10-3-0	7-1-0	3:37	73,374
> Jan 1, 2007	vs. #7 Wisconsin	L	14-17	10-4-0	7-1-0	3:27	60,774

* Southeastern Conference Game % Two Overtimes & 2006 SEC Championship Game (Atlanta, Ga.) > 2007 Capital One Bowl (Orlando, Fla.)

TEAM STATISTICS

	UA	OPP
SCORING	404	256
Points Per Game	28.9	18.3
FIRST DOWNS	250	243
Rushing	142	98
Passing	89	115
Penalty	19	30
RUSHING YARDAGE	3199	1604
Yards gained rushing	3433	2160
Yards lost rushing	234	556
Rushing Attempts	539	461
Average Per Rush	5.9	3.5
Average Per Game	228.5	114.6
TDs Rushing	26	10
PASSING YARDAGE	2093	2591
Att-Comp-Int	302-154-18	433-215-16
Average Per Pass	6.9	6.0
Average Per Catch	13.6	12.1
Average Per Game	149.5	185.1
TDs Passing	23	20
TOTAL OFFENSE	5292	4195
Total Plays	841	894
Average Per Play	6.3	4.7
Average Per Game	378.0	299.6
KICK RETURNS: #-YARDS	37-921	48-1026
PUNT RETURNS: #-YARDS	33-239	19-156
INT RETURNS: #-YARDS	16-330	18-209
KICK RETURN AVERAGE	24.9	21.4
PUNT RETURN AVERAGE	7.2	8.2
INT RETURN AVERAGE	20.6	11.6
FUMBLES-LOST	15-7	24-5
PENALTIES-YARDS	83-754	81-618
Average Per Game	53.9	44.1
PUNTS-YARDS	63-2327	82-3143
Average Per Punt	36.9	38.3
Net punt average	32.6	34.2
TIME OF POSSESSION/GAME	28:41	31:19
3RD-DOWN CONVERSIONS	70/167	61/188
3rd-Down Pct	42%	32%
4TH-DOWN CONVERSIONS	4/13	5/18
4th-Down Pct	31%	28%
SACKS BY-YARDS	37-262	9-70
MISC YARDS	0	-20
TOUCHDOWNS SCORED	55	32
FIELD GOALS-ATTEMPTS	6-14	12-16
ON-SIDE KICKS	1-1	1-1
RED-ZONE SCORES	36-46 78%	29-39 74%
RED-ZONE TOUCHDOWNS	31-46 67%	20-39 51%
PAT-ATTEMPTS	50-53 94%	28-30 93%
ATTENDANCE	499201	236424
Games/Avg Per Game	7/71314	4/59106
Neutral Site Games	3/63189	

SCORE BY QUARTERS	1st	2nd	3rd	4th	OT	Total
Arkansas	96	143	93	65	7	404
Opponents	47	87	38	78	6	256

INDIVIDUAL STATISTICS

RUSHING	GP	Att	Gain	Loss	Net	Avg	TD	Long	Avg/G
Darren McFadden	14	284	1714	67	1647	5.8	14	80	117.6
Felix Jones	14	154	1225	57	1168	7.6	6	85	83.4
Michael Smith	11	35	252	5	247	7.1	3	27	22.5
Hezekiah Smith	12	9	61	0	61	6.8	0	21	5.1
Peyton Hillis	10	13	57	0	57	4.4	1	12	5.7
Farod Jackson	14	4	24	0	24	6.0	0	11	1.7
Reggie Fish	14	2	28	7	21	10.5	0	28	1.5
London Crawford	14	3	9	0	9	3.0	0	6	0.6
Damian Williams	13	1	5	0	5	5.0	0	5	0.4
Kane Wommack	4	2	6	1	5	2.5	0	6	1.2
Mitch Petrus	14	1	1	0	1	1.0	0	1	0.1
Robert Johnson	11	4	4	8	-4	-1.0	1	3	-0.4
TEAM	8	6	0	10	-10	-1.7	0	0	-1.2
Casey Dick	10	8	23	35	-12	-1.5	0	13	-1.2
Mitch Mustain	12	13	24	44	-20	-1.5	1	7	-1.7
Total	14	539	3433	234	3199	5.9	26	85	228.5
Opponents	14	461	2160	556	1604	3.5	10	67	114.6

PASSING	G	Effic	Att-Cmp-Int	Pct	Yds	TD	Long	Avg/G
Casey Dick	10	125.72	65-132-6	49.2	991	9	50	99.1
Mitch Mustain	12	120.53	69-132-9	52.3	894	10	70	74.5
Robert Johnson	11	63.85	12-27-2	44.4	110	0	22	10.0
Darren McFadden	14	229.96	7-9-1	77.8	69	3	28	4.9
Cedric Washington	10	336.80	1-2-0	50.0	29	1	29	2.9
Total	14	122.42	154-302-18	51.0	2093	23	70	149.5
Opponents	14	107.77	215-433-16	49.7	2591	20	78	185.1

RECEIVING	G	No.	Yds	Avg	TD	Long	Avg/G
Marcus Monk	14	50	962	19.2	11	56	68.7
Damian Williams	13	19	235	12.4	2	46	18.1
Peyton Hillis	10	19	159	8.4	0	21	15.9
Felix Jones	14	15	107	7.1	3	29	7.6
Ben Cleveland	14	12	103	8.6	2	22	7.4
Darren McFadden	14	11	149	13.5	1	70	10.6
Robert Johnson	11	6	96	16.0	0	28	8.7
Cedric Washington	10	6	69	11.5	0	18	6.9
London Crawford	14	5	117	23.4	2	45	8.4
Farod Jackson	14	3	24	8.0	0	18	1.7
Wes Murphy	13	2	26	13.0	1	17	2.0
Andrew Davie	14	2	13	6.5	0	7	0.9
Lucas Miller	8	1	19	19.0	0	19	2.4
Chris Baker	8	1	6	6.0	1	6	0.8
Casey Dick	10	1	5	5.0	0	5	0.5
Michael Smith	11	1	3	3.0	0	3	0.3
Total	14	154	2093	13.6	23	70	149.5
Opponents	14	215	2591	12.1	20	78	185.1

TEAM & INDIVIDUAL STATISTICS | 2006 REVIEW

2007



UNIVERSITY OF ARKANSAS

2006 REVIEW — INDIVIDUAL STATISTICS

PUNT RETURNS	No.	Yds	Avg	TD	Long
Reggie Fish	16	98	6.1	0	26
Peyton Hillis	8	92	11.5	0	27
Cedric Washington	8	33	4.1	0	9
Anthony Brown	1	16	16.0	0	0
Total	33	239	7.2	0	27
Opponents	19	156	8.2	0	28

INTERCEPTIONS	No.	Yds	Avg	TD	Long
Chris Houston	3	129	43.0	1	87
Michael Grant	3	0	0.0	0	0
Keith Jackson	2	69	34.5	1	69
Kevin Woods	2	25	12.5	0	25
John Johnson	1	0	0.0	0	0
Matterral Richardson	1	45	45.0	0	45
Weston Dacus	1	0	0.0	0	0
Antwain Robinson	1	40	40.0	1	40
Darius Vinnett	1	7	7.0	0	7
Elston Forte	1	15	15.0	0	15
Total	16	330	20.6	3	87
Opponents	18	209	11.6	0	51

KICK RETURNS	No.	Yds	Avg	TD	Long
Felix Jones	23	554	24.1	1	100
Darren McFadden	10	262	26.2	1	92
London Crawford	2	39	19.5	0	22
Peyton Hillis	1	18	18.0	0	18
Michael Smith	1	48	48.0	0	48
Total	37	921	24.9	2	100
Opponents	48	1026	21.4	1	92

FUMBLE RETURNS	No.	Yds	Avg	TD	Long
Randy Kelly	1	39	39.0	1	39
Ernest Mitchell	1	9	9.0	0	9
Total	2	48	24.0	1	39
Opponents	1	12	12.0	1	12

PUNTING	No.	Yds	Avg	Long	TB	FC	I20	Blkd
Jacob Skinner	61	2327	38.1	50	6	10	26	0
TEAM	2	0	0.0	0	0	0	0	2
Total	63	2327	36.9	50	6	10	26	2
Opponents	82	3143	38.3	75	5	12	18	1

KICKOFFS	No.	Yds	Avg	TB	OB	Retn	Net	YdLn
Brian Vavra	72	4409	61.2	22	0			
Will Moore	1	63	63.0	0	0			
Total	73	4472	61.3	22	0	1026	41.2	23
Opponents	56	3295	58.8	14	3	921	37.4	27

TOTAL OFFENSE	G	Plays	Rush	Pass	Total	Avg/G
Darren McFadden	14	293	1647	69	1716	122.6
Felix Jones	14	154	1168	0	1168	83.4
Casey Dick	10	140	-12	991	979	97.9
Mitch Mustain	12	145	-20	894	874	72.8
Michael Smith	11	35	247	0	247	22.5
Robert Johnson	11	31	-4	110	106	9.6
Hezekiah Smith	12	9	61	0	61	5.1
Peyton Hillis	10	13	57	0	57	5.7
Cedric Washington	10	2	0	29	29	2.9
Farod Jackson	14	4	24	0	24	1.7
Reggie Fish	14	2	21	0	21	1.5
London Crawford	14	3	9	0	9	0.6
Damian Williams	13	1	5	0	5	0.4
Kane Wommack	4	2	5	0	5	1.2
Mitch Petrus	14	1	1	0	1	0.1
TEAM	8	6	-10	0	-10	-1.2
Total	14	841	3199	2093	5292	378.0
Opponents	14	894	1604	2591	4195	299.6

FG SEQUENCE	ARKANSAS	OPPONENTS
Southern California	-	(35),(38),(44)
Utah St.	38	-
Vanderbilt	-	48
Alabama	(24)	33,(46),30,37
Auburn	(34),(22)	(36)
Southeast Missouri	-	-
Ole Miss	54,(44)	(27)
Louisiana-Monroe	48	(30)
South Carolina	(19),41	(35),(37)
Tennessee	(28)	-
Mississippi State	46,24	-
LSU	-	(27)
Florida	40	(33)
Wisconsin	30	(52)

Numbers in parentheses indicate field goal was made.

|----- PATs -----|

SCORING	TD	FGs	Kick	Rush	Rcv	Pass	DXP	Saf	Pts
Darren McFadden	16	0-0	0-0	0-0	1	0-0	0	0	98
Marcus Monk	11	0-0	0-0	0-0	0	0-0	0	0	66
Jeremy Davis	0	6-13	46-48	0-0	0	0-0	0	0	64
Felix Jones	10	0-0	0-0	0-0	0	0-0	0	0	60
Michael Smith	3	0-0	0-0	0-0	0	0-0	0	0	18
London Crawford	2	0-0	0-0	0-0	0	0-0	0	0	12
Damian Williams	2	0-0	0-0	0-0	0	0-0	0	0	12
Ben Cleveland	2	0-0	0-0	0-0	0	0-0	0	0	12
Mitch Mustain	1	0-0	0-0	0-0	0	1-1	0	0	6
Chris Baker	1	0-0	0-0	0-0	0	0-0	0	0	6
Wes Murphy	1	0-0	0-0	0-0	0	0-0	0	0	6
Robert Johnson	1	0-0	0-0	0-0	0	0-0	0	0	6
Antwain Robinson	1	0-0	0-0	0-0	0	0-0	0	0	6
Keith Jackson	1	0-0	0-0	0-0	0	0-0	0	0	6
Chris Houston	1	0-0	0-0	0-0	0	0-0	0	0	6
Peyton Hillis	1	0-0	0-0	0-0	0	0-0	0	0	6
Randy Kelly	1	0-0	0-0	0-0	0	0-0	0	0	6
TEAM	0	0-0	0-0	0-0	0	0-0	0	2	4
Stephen Arnold	0	0-1	4-5	0-0	0	0-0	0	0	4
Casey Dick	0	0-0	0-0	0-0	0	0-1	0	0	0
Total	55	6-14	50-53	0-0	1	1-2	0	2	404
Opponents	32	12-16	28-30	0-1	0	0-1	0	0	256

FIELD GOALS	FGM-FGA	Pct	1-19	20-29	30-39	40-49	50-99	Lg	Blk
Stephen Arnold	0-1	0.0	0-0	0-0	0-1	0-0	0-0	0	0
Jeremy Davis	6-13	46.2	1-1	3-4	1-2	1-5	0-1	44	1
Total	6-14	42.9	1-1	3-4	1-3	1-5	0-1	44	1
Opponents	12-16	75.0	0-0	2-2	7-10	2-3	1-1	52	0



RAZORBACK FOOTBALL



ALL PURPOSE	G	Rush	Rec	PR	KOR	IR	Tot	Avg/G	ALL PURPOSE	G	Rush	Rec	PR	KOR	IR	Tot	Avg/G
Darren McFadden	14	1647	149	0	262	0	2058	147.0	Antwain Robinson	13	0	0	0	0	40	40	3.1
Felix Jones	14	1168	107	0	554	0	1829	130.6	Wes Murphy	13	0	26	0	0	0	26	2.0
Marcus Monk	14	0	962	0	0	0	962	68.7	Kevin Woods	14	0	0	0	0	25	25	1.8
Peyton Hillis	10	57	159	92	18	0	326	32.6	Lucas Miller	8	0	19	0	0	0	19	2.4
Michael Smith	11	247	3	0	48	0	298	27.1	Anthony Brown	14	0	0	16	0	0	16	1.1
Damian Williams	13	5	235	0	0	0	240	18.5	Elston Forte	14	0	0	0	0	15	15	1.1
London Crawford	14	9	117	0	39	0	165	11.8	Andrew Davie	14	0	13	0	0	0	13	0.9
Chris Houston	14	0	0	0	0	129	129	9.2	Darius Vinnett	8	0	0	0	0	7	7	0.9
Reggie Fish	14	21	0	98	0	0	119	8.5	Chris Baker	8	0	6	0	0	0	6	0.8
Ben Cleveland	14	0	103	0	0	0	103	7.4	Kane Wommack	4	5	0	0	0	0	5	1.2
Cedric Washington	10	0	69	33	0	0	102	10.2	Mitch Petrus	14	1	0	0	0	0	1	0.1
Robert Johnson	11	-4	96	0	0	0	92	8.4	TEAM	8	-10	0	0	0	0	-10	-1.2
Keith Jackson	14	0	0	0	0	69	69	4.9	Mitch Mustain	12	-20	0	0	0	0	-20	-1.7
Hezekiah Smith	12	61	0	0	0	0	61	5.1	Total	14	3199	2093	239	921	330	6782	484.4
Farod Jackson	14	24	24	0	0	0	48	3.4	Opponents	14	1604	2591	156	1026	209	5586	399.0
Matterral Richardson	14	0	0	0	0	45	45	3.2									

DEFENSIVE LEADERS	GP-GS	Tackles				Sacks No-Yards	Pass Def			Fumbles		Blkd	
		Solo	Ast	Total	TFL/Yds		Int-Yds	BrUp	QBH	Rcv-Yds	FF	Kick	Saf
24 Sam Olajubutu	13-13	70	45	115	10.0-33	2.5-9	.	2	13	.	2	.	.
6 Randy Kelly	14-13	54	46	100	6.0-36	2.0-17	.	1	4	1-39	.	.	.
30 Weston Dacus	14-11	59	36	95	8.0-33	3.5-24	1-0	1	7	.	2	.	.
99 Keith Jackson	14-14	43	36	79	7.5-32	2.5-25	2-69	3	16	.	1	.	.
97 Antwain Robinson	13-13	44	24	68	14.5-86	8.5-63	1-40	7	15	.	1	.	.
92 Jamaal Anderson	14-14	44	21	65	19.5-108	13.5-95	.	6	26	.	1	.	.
9 Matterral Richardson	14-14	51	12	63	0.5-1	.	1-45	10	.	1-0	1	.	.
31 Matt Hewitt	14-8	32	31	63	3.0-10	.	.	1	4
23 Desmond Sims	14-2	25	31	56	0.5-2	0.5-2	.	1	4
3 Kevin Woods	14-4	27	18	45	0.5-1	.	2-25	2	1
2 Chris Houston	14-14	38	7	45	1.5-4	.	3-129	13	.	.	2	.	.
55 Marcus Harrison	13-5	27	15	42	3.5-21	1.5-16	.	1	6	1-0	.	.	.
8 Michael Grant	9-9	29	12	41	1.0-50	.	3-0	3
90 Ernest Mitchell	14-9	22	19	41	9.0-29	1.0-7	.	1	9	1-9	.	.	.
4 Darius Vinnett	8-3	14	7	21	0.5-1	.	1-7	4	1
98 Cord Gray	13-0	9	11	20	1.0-3	.	.	.	1
47 Wendel Davis	14-0	10	10	20	2.0-7	.	.	1	2
40 Adrian Davis	13-0	12	7	19	0.5-1
29 Jamar Love	14-1	12	4	16	.	.	.	3	2
27 Jerell Norton	11-1	10	5	15	2-0	1	.	.
20 John Johnson	10-2	12	3	15	.	.	1-0	2
94 Chris Wade	14-0	9	6	15	3.0-6	1.0-3	.	.	3
38 Elston Forte	14-0	6	8	14	.	.	1-15
48 Anthony Brown	14-0	7	7	14	1.0-2	.	.	.	5	.	.	.	1
96 Malcolm Sheppard	14-2	7	5	12	1.0-3	0.5-3	.	.	8
44 Freddie Fairchild	2-2	5	7	12
43 Dallas Washington	13-0	9	2	11
49 Mark Bonner	11-0	1	6	7
85 Marcus Monk	14-14	5	.	5
5 Darren McFadden	14-14	3	.	3
51 Brett Goode	14-0	1	2	3
86 Ben Cleveland	14-1	3	.	3
22 Peyton Hillis	10-9	2	1	3
52 Brian Vavra	14-0	1	2	3
1 Damian Williams	13-5	3	.	3
33 Farod Jackson	14-5	.	2	2
45 Desmond Williams	9-0	2	.	2
93 Marcus Shavers	7-0	1	1	2	1.0-1	.	.	.	1
17 Shedrick Johnson	14-0	1	.	1	.	.	.	2
25 Felix Jones	14-6	1	.	1
14 Jacob Skinner	14-0	1	.	1
34 Kane Wommack	4-0	1	.	1
2 London Crawford	14-0	1	.	1
84 Rashaad Johnson	4-0	.	1	1
88 Lucas Miller	8-1	1	.	1
41 Ryan Powers	2-0	1	.	1
63 Jonathan Luigs	14-14	1	.	1
80 Mason Templeton	14-0	.	1	1
18 Robert Johnson	11-2	1	.	1
TM TEAM	8-0	2
Total	14-0	718	451	1169	95-470	37-262	16-330	64	128	6-48	11	1	2
Opponents	13-0	602	246	848	59.0-197	8-58	16-210	35	19	7-12	10	2	.

INDIVIDUAL STATISTICS | 2006 REVIEW

2007





UNIVERSITY OF ARKANSAS

2006 GAME-BY-GAME STATISTICS (FINAL)

Game	Score	1st Downs	Time of Possession	Rushing No/Yds/TD/Long	Passing Att/Cm/Int/Yds/TD	Tot. Offense TP/Yds	Fumbles No/Lost	Penalties No/Yds	Punts No/Avg	3rd Down Conversions
Arkansas	14	16	24:41	27/130/2/24	32/163/15/70	59/287	3/2	4/40	5/42.0	2/10
Southern Cal	50	27	35:19	42/192/3/24	38/250/28/0/3	80/472	2/0	7/50	3/35.7	7/14
Arkansas	20	18	25:02	38/279/2/72	22/110/178/1	60/457	2/1	8/90	6/38.3	5/13
Utah State	0	18	34:58	39/135/0/16	28/110/114/0	67/249	0/0	3/25	10/35.5	3/14
*Arkansas	21	17	27:33	39/170/0/33	20/131/224/3	59/394	1/0	5/41	5/42.6	4/11
*Vanderbilt	19	17	32:27	37/240/2/41	26/120/124/1	63/364	1/0	7/56	7/40.0	3/12
*Arkansas	24	15	20:28	31/172/1/29	22/73/97/1	53/269	0/0	5/50	4/40.2	6/11
*Alabama	23	20	39:32	52/118/0/23	20/160/243/3	72/361	2/1	11/65	3/38.3	7/18
*Arkansas	27	17	31:50	45/279/2/63	10/70/87/1	55/366	0/0	4/30	3/45.3	7/12
*Auburn	10	16	28:10	31/60/0/23	29/170/153/1	60/213	3/0	5/45	5/38.2	7/15
Arkansas	63	22	29:56	41/381/5/85	23/130/149/3	64/530	1/1	4/43	2/32.5	6/11
Southeast Missouri	7	8	30:04	23/31/1/23	33/93/113/0	56/144	1/0	4/37	9/43.1	2/14
*Arkansas	38	15	27:35	37/141/2/17	14/180/205/2	55/346	1/0	5/45	4/35.8	2/0
*Ole Miss	3	14	32:25	31/102/0/16	13/36/0/143/0	67/245	1/0	5/29	6/36.8	6/17
Arkansas	44	23	27:10	40/331/3/58	23/102/97/3	63/428	1/1	6/49	4/34.0	5/10
UL-Monroe (LR)	10	18	32:50	38/114/0/66	26/145/147/1	64/261	4/1	6/36	3/33.3	2/10
*Arkansas	26	23	36:54	50/267/2/43	20/112/228/1	70/495	1/0	8-85	2/14.0	7/14
*South Carolina	20	20	23:06	15/51/0/20	40/221/289/2	51/340	1/0	7/69	4/125	3/9
*Arkansas	31	18	31:55	45/259/2/37	16/110/166/2	61/425	2/1	5/65	5/35.4	7/13
*Tennessee	14	19	28:05	29/92/0/12	34/161/174/2	63/266	3/0	5/16	8/39.1	4/13
*Arkansas	28	14	29:34	38/128/0/17	18/91/128/2	56/256	1/0	4/33	4/43.0	5/13
*Mississippi St.	14	19	30:26	30/154/1/65	36/152/201/1	66/355	0/0	7/67	7/33.9	5/15
*Arkansas (LR)	26	16	26:28	39/298/3/80	20/51/62/1	59/360	0/0	8/55	5/37.2	7/14
*LSU	31	15	33:32	36/118/1/29	22/140/47/2	58/328	2/2	2/25	4/42.0	5/12
Arkansas #	28	18	31:58	35/132/0/31	26/123/179/3	61/311	1/1	5/25	6/29.3	4/12
Florida	38	17	28:02	30/202/2/67	31/172/194/2	61/396	3/0	8/67	6/37.3	2/11
Arkansas >	14	18	30:29	34/232/2/76	32/152/136/0	66/368	1/0	12/123	8/33.6	3/14
Wisconsin	17	15	29:31	28-5/0/6	34/142/206/2	62/201	1/1	4/35	7/42.7	5/14

GAME-BY-GAME RUSHING (No/Yds/TD/Long)

Game	Crawford	Dick	Fish	Hillis	F. Jackson	Johnson	Jones
Southern Cal	-	DNP	-	3/16/0/9	-	4/4/1/3	7/48/0/24
Utah State	-	-	-	1/1/0/1	-	-	9/68/0/35
Vanderbilt	2/7/0/6	DNP	-	-	-	-	11/78/0/33
Alabama	-	DNP	-	-	-	-	4/65/0/26
Auburn	-	DNP	1/28/0/28	-	-	-	13/104/1/28
Southeast Missouri	1/2/0/2	1/-2/0/-2	1/-7/0/0	4/23/0/12	-	-	5/106/1/85
Ole Miss	-	-	-	2/7/1/6	4/24/0/11	-	9/51/0/13
UL-Monroe	-	1/13/0/13	-	2/6/0/4	-	-	9/141/1/58
South Carolina	-	1/1/0/1	-	-	-	DNP	21/53/0/20
Tennessee	-	1/2/0/2	-	1/4/0/4	-	DNP	13/72/0/29
Mississippi State	-	1/7/0/7	-	-	-	-	10/38/0/17
LSU	-	2/-21/0/0	-	DNP	-	-	16/137/1/40
Florida	-	-	-	DNP	-	-	13/57/0/31
Wisconsin	-	1/-12/0/0	-	DNP	-	-	14/150/2/76

Game	McFadden	Mustain	Petrus	M. Smith	H. Smith	Da. Williams	Wommack
Southern Cal	9/42/0/17	1/4/1/4	-	3/24/0/11	-	-	DNP
Utah State	20/184/2/72	5/-14/0/7	-	3/40/0/18	DNP	-	DNP
Vanderbilt	19/71/0/20	1/-13/0/0	-	5/28/0/14	DNP	-	DNP
Alabama	25/112/1/29	2/-5/0/2	-	-	-	-	DNP
Auburn	28/145/1/63	2/4/0/4	-	-	-	-	DNP
Southeast Missouri	6/71/2/52	-	1/1/0/1	8/116/2/27	7/37/0/13	1/5/0/5	2/6/0/6
Ole Miss	17/65/1/17	1/-3/0/0	-	8/21/0/10	-	-	-
UL-Monroe	18/129/1/18	-	-	8/18/1/5	2/24/0/21	-	-
South Carolina	25/219/2/43	-	-	DNP	-	-	DNP
Tennessee	30/181/2/37	-	-	-	-	-	DNP
Mississippi State	26/84/0/17	-	-	-	-	-	DNP
LSU	21/182/2/80	DNP	-	-	-	-	DNP
Florida	21/73/0/15	1/2/0/2	-	-	-	-	DNP
Wisconsin	19/89/0/45	1/2/0/2	-	-	-	DNP	DNP

GAME-BY-GAME RECEIVING (Rec/Yds/TD/Long)

Game	Baker	Cleveland	Crawford	Davie	Hillis	F. Jackson	Jones	Johnson
Southern Cal	-	2/24/0/22	-	-	1/14/0/14	-	3/20/0/18	-
Utah State	-	-	-	-	4/45/0/21	-	-	-
Vanderbilt	DNP	1/15/1/15	2/45/0/41	-	1/-5/0/0	-	1/21/1/21	-
Alabama	-	2/18/1/11	-	-	-	-	1/23/0/23	-
Auburn	DNP	-	-	-	2/21/0/14	-	3/8/0/11	DNP
Southeast Missouri	1/6/1/6	-	1/15/1/15	2/13/0/7	1/5/0/5	-	-	1/22/0/22
Ole Miss	-	3/15/0/6	1/45/1/45	-	6/43/0/13	-	1/2/0/2	-
UL-Monroe	-	-	-	-	2/18/0/14	-	-	-
South Carolina	DNP	-	-	-	2/18/0/10	1/18/0/18	-	DNP
Tennessee	-	-	-	-	-	-	-	DNP
Mississippi State	-	2/8/0/6	-	-	DNP	-	-	-
LSU	DNP	-	-	-	DNP	1/1/0/1	-	1/28/0/28
Florida	DNP	-	-	-	DNP	-	2/31/2/29	-
Wisconsin	DNP	1/5/0/5	-	-	DNP	1/5/0/5	4/2/0/5	4/46/0/15

Game	McFadden	Miller	Monk	Murphy	M. Smith	C. Washington	Da. Williams
Southern Cal	2/-6/0/0	DNP	4/44/0/20	-	-	-	4/61/0/42
Utah State	-	DNP	3/56/1/38	1/17/0/17	-	1/7/0/7	2/53/0/46
Vanderbilt	-	DNP	5/124/1/56	DNP	-	-	3/24/0/15
Alabama	1/1/0/1	DNP	2/53/0/40	-	DNP	-	1/2/0/2
Auburn	-	DNP	1/50/1/50	-	DNP	1/8/0/8	-
Southeast Missouri	1/18/0/18	-	4/57/0/24	-	-	-	2/13/1/9
Ole Miss	2/85/1/70	DNP	1/15/0/15	-	-	DNP	-
UL-Monroe	1/11/0/11	-	5/51/2/19	1/9/1/9	-	DNP	1/8/0/8
South Carolina	-	-	8/192/1/50	-	DNP	DNP	-
Tennessee	1/6/0/6	-	8/137/2/35	-	-	-	2/23/0/13
Mississippi State	-	-	4/80/1/35	-	1/3/0/3	DNP	2/37/1/29
LSU	1/7/0/7	-	1/21/1/21	-	-	-	-
Florida	2/27/0/19	-	3/69/1/48	-	-	1/8/0/8	-
Wisconsin	-	1/19/0/19	1/13/0/13	-	-	3/46/0/18	DNP



Sophomore London Crawford had just four receptions last year, but could earn the starting nod at flanker this season.

2006 REVIEW GAME-BY-GAME STATISTICS



RAZORBACK FOOTBALL



GAME-BY-GAME PASSING (Att/Cm/Int/Yds/TD)

Game	Dick	Johnson	McFadden	Mustain	Washington
Southern Cal	DNP	25/12/2/110/0	-	6/4/1/47/0	1/0/0/0/0
Utah State	5/2/0/59/0	-	-	17/9/0/119/1	-
Vanderbilt	DNP	-	-	20/13/1/224/3	-
Alabama	DNP	-	-	22/7/3/97/1	-
Auburn	DNP	DNP	-	10/7/0/87/1	-
Southeast Missouri	9/8/0/98/2	1/0/0/0/0	-	13/5/0/51/1	-
Ole Miss	3/2/0/48/1	-	-	15/12/0/157/1	DNP
UL-Monroe	4/2/0/17/0	-	1/1/0/9/1	18/7/2/71/2	DNP
South Carolina	19/11/1/228/1	DNP	-	1/0/1/0/0	DNP
Tennessee	15/10/0/154/1	DNP	1/1/0/12/1	-	DNP
Mississippi State	17/8/1/112/2	-	1/1/0/16/0	DNP	DNP
LSU	17/3/1/29/1	1/0/0/0/0	2/2/0/33/0	DNP	-
Florida	22/10/2/148/1	-	3/1/1/1	-	1/1/0/29/1
Wisconsin	21/9/1/98/0	-	1/1/0/-/3/0	10/5/1/41/0	-

PUNTING (No/Yds/Avg/Long)

No/Yds/Avg/Long	Skinner
Southern Cal	5/210/42.0/47
Utah State	6/230/38.3/42
Vanderbilt	5/213/42.6/48
Alabama	4/161/40.2/44
Auburn	3/136/45.3/46
Southeast Missouri	2/65/32.5/34
Ole Miss	4/143/35.8/47
UL-Monroe	4/136/34.0/39
South Carolina	2/53/26.5/30
Tennessee	5/177/35.4/43
Mississippi State	4/172/43.0/50
LSU	5/186/37.2/50
Florida	5/176/35.2/43
Wisconsin	7/269/38.4/44

FIELD GOALS Made (Missed)

(Made) Missed	Arnold	Davis
Southern Cal	-	DNP
Utah State	38	DNP
Vanderbilt	DNP	-
Alabama	DNP	(24)
Auburn	DNP	(34,22)
Southeast Missouri	DNP	-
Ole Miss	DNP	(44),54
UL-Monroe	DNP	48
South Carolina	DNP	19, (41)
Tennessee	DNP	(28)
Mississippi State	DNP	46,24
LSU	DNP	-
Florida	DNP	40
Wisconsin	DNP	30

ARKANSAS INDIVIDUAL GAME CAREER BESTS – RUSHING

PLAYER	ATTEMPTS	YARDS	TOUCHDOWNS	LONG
Crawford	2 – Vanderbilt '06	7 – Vanderbilt '06	-	6 – Vanderbilt '06
Dick	4 – South Carolina '05, Mississippi St. '05, LSU '05	13 – ULM '06	-	13 – ULM '06
Fish	1 – Auburn '06, ULM '05	28 – Auburn '06	-	28 – Auburn '06
Hillis	18 – Ole Miss '04	135 – Missouri St. '05	2 – New Mexico St. '04	42 – LSU '04
Johnson	8 – Alabama '05	29 – New Mexico St. '04	1 – Southern Cal '06	19 – New Mexico St. '04
Jones	21 – South Carolina '06	150 – Wisconsin '06	2 – ULM '05, Wisconsin '06	85 – Southeast Missouri '06
McFadden	32 – South Carolina '05	219 – South Carolina '06	2 – ULM '05, Auburn '05, Georgia '05, Mississippi St. '05, Utah St. '06, Tennessee '06, LSU '06	80 – LSU '06
Mustain	5 – Utah St. '06	5 – Wisconsin '06	1 – Southern Cal '06	7 – Utah St. '06
H. Smith	7 – Southeast Missouri '06	37 – Southeast Missouri '06	-	21 – ULM '06
M. Smith	8 – Southeast Missouri '06, ULM '06	116 – Southeast Missouri '06	2 – Southeast Missouri '06	27 – Southeast Missouri '06
C. Washington	1 – Auburn '03, New Mexico St. '03, LSU '03, Georgia '04, South Carolina '04, Ole Miss '04, Mississippi St. '04	9 – South Carolina '04	-	9 – South Carolina '04

ARKANSAS INDIVIDUAL GAME CAREER BESTS – PASSING

PLAYER	ATTEMPTS	COMPLETIONS	YARDS	INTERCEPTIONS	TOUCHDOWNS	LONG
Dick	28 – LSU '05	17 – Ole Miss '05	228 – South Carolina '06	2 – Mississippi St. '05, Florida '06	3 – Ole Miss '05	55 – LSU '05
Hillis	1 – Vanderbilt '05	-	-	-	-	-
Johnson	28 – Vanderbilt '05	17 – Vanderbilt '05, Auburn '05	204 – Vanderbilt '05	2 – Southern Cal '06	2 – New Mexico St. '04, Vanderbilt '05	74 – New Mexico St. '04
McFadden	3 – Florida '06	2 – LSU '06	33 – Miss St. '06	1 – Florida '06	1 – ULM '06, Tennessee '06, Florida '06	28 – LSU '06
Monk	1 – Vanderbilt '05	-	-	-	-	-
Mustain	22 – Alabama '06	13 – Vanderbilt '06	224 – Vanderbilt '06	2 – ULM '06	3 – Vanderbilt '06	70 – Ole Miss '06
C. Washington	1 – LSU '05, Southern Cal '06, Florida '06	1 – LSU '05, Florida '06	45 – LSU '05	-	1 – Florida '06	45 – LSU '05

ARKANSAS INDIVIDUAL GAME CAREER BESTS – RECEIVING

PLAYER	RECEPTIONS	YARDS	TOUCHDOWNS	LONG
Baker	3 – ULM '04	74 – New Mexico St. '04	1 – New Mexico St. '04, Auburn '04	74 – New Mexico St. '04
Cleveland	3 – Ole Miss '06	24 – Southern Cal '06	1 – Vanderbilt '06, Alabama '06	22 – Southern Cal '06
Crawford	2 – Vanderbilt '06	45 – Ole Miss '06	1 – Ole Miss '06	45 – Ole Miss '06
Davie	2 – Southeast Missouri '06	13 – Southeast Missouri '06	-	7 – Southeast Missouri '06
Dick	1 – LSU '06	5 – LSU '06	-	5 – LSU '06
Fish	1 – Mississippi St. '05	5 – Mississippi St. '05	-	5 – Mississippi St. '05
Hillis	7 – Auburn '05	81 – Auburn '05	1 – Alabama '04, LSU '04, Vanderbilt '05, South Carolina '05, Ole Miss '05, Mississippi St. '05	45 – LSU '04
F. Jackson	1 – South Carolina '06, LSU '06	18 – South Carolina '06	-	18 – South Carolina '06
R. Johnson	4 – Wisconsin '06	46 – Wisconsin '06	-	28 – LSU '06
F. Jones	4 – Wisconsin '06	43 – Georgia '05	2 – Florida '06	29 – Florida '06
McFadden	3 – Auburn '05, South Carolina '05	85 – Ole Miss '06	1 – Ole Miss '06	70 – Ole Miss '06
Monk	8 – South Carolina '06	192 – South Carolina '06	2 – ULM '04, Southern Cal '05, Ole Miss '05, ULM '06, Tennessee '06	56 – Vanderbilt '06
Murphy	1 – Georgia '05, Utah St. '06, ULM '06	17 – Georgia '05, Utah St. '06	1 – ULM '06	17 – Georgia '05, Utah St. '06
M. Smith	1 – Mississippi St. '06	3 – Mississippi St. '06	-	3 – Mississippi St. '06
Templeton	2 – Mississippi St. '04	21 – LSU '04	-	21 – LSU '04
C. Washington	5 – Mississippi St. '04, Southern Cal '05, LSU '05	101 – Mississippi St. '04	1 – New Mexico St. '04, LSU '05	47 – South Carolina '05
Da. Williams	4 – Southern Cal '06	61 – Southern Cal '06	1 – Southeast Missouri '06, Mississippi St. '06	46 – Utah St. '06

GAME-BY-GAME STATISTICS/INDIVIDUAL CAREER BESTS | 2006 REVIEW

2007



UNIVERSITY OF ARKANSAS

2006 REVIEW | GAME-BY-GAME DEFENSIVE STATISTICS (COACHES' FILM)

(UT-AT-TOTAL-TFL)															
PLAYER	SOUTHERN CAL	UTAH STATE	at VANDERBILT	ALABAMA	at AUBURN	SOUTHEAST MISSOURI	OLE MISS	UL-MONROE	at SOUTH CAROLINA	TENNESSEE	at MISS. STATE	LSU	FLORIDA	WISCONSIN	
Anderson	-	0/2/2/0.5 (2)	6/5/11/1 (1)	4/2/6/2.0 (14)	5/6/11/2.5 (18)	2/0/2/1.0 (13)	4/1/5/0/1.5 (20)	3/1/4/1.0 (4)	2/0/2/1.0 (1)	6/0/6/3.5 (17)	2/1/3/0.5 (0)	2/1/3/1.0 (6)	3/2/5/0	5/0/5/4.0 (22)	
Bonner	0/1/1/-	0/1/1/-	DNP	DNP	DNP	0/2/2/-	-	1/0/1	-	0/1/1/-	-	-	1/0/1/-	-	
Brown	1/1/2/-	-	-	1/1/2/-	-	1/3/4/-	-	3/0/3/1.0 (2)	1/0/1/-	-	-	-	0/1/1/-	-	
Cleveland	1/0/1/-	1/0/1/-	1/0/1/-	-	1/0/1/-	-	-	-	-	-	-	-	-	-	
Crawford	-	-	-	-	-	-	1/0/1/-	-	-	-	-	-	-	-	
Dacus	5/1/6/-	5/2/7/-	0/2/2/-	6/6/12/-	3/1/4/1.0 (8)	5/1/6/1.0 (1)	4/8/12/-	9/1/10/2.0 (12)	3/1/4/-	4/2/6/-	4/2/6/2.5 (5)	7/5/12/0.5 (4)	1/2/3/-	3/1/4/1.0 (3)	
A. Davis	DNP	3/2/5/0.5 (1)	-	3/2/5/-	-	2/1/3	0/1/1/-	1/1/2	-	1/0/1/-	-	-	1/0/1/-	1/0/1/-	
W. Davis	2/0/2/-	1/2/3/-	1/0/1/-	1/1/2/-	1/3/4/1.0 (2)	1/2/3/1.0 (5)	1/0/1/-	0/1/1	1/0/1/	1/0/1/-	-	-	-	-	
Fairchild	5/6/11/-	0/1/1/-	DNP	DNP	DNP	DNP	DNP	DNP	DNP	DNP	DNP	DNP	DNP	DNP	
Forte	2/0/2/-	1/2/3/-	-	2/2/4/-	0/1/1/-	0/2/2/-	-	-	0/1/1/-	-	-	-	-	1/0/1/-	
Goode	-	-	-	-	-	-	-	-	-	-	1/1/2/-	-	-	-	
Grant	4/2/6/-	2/2/4/-	6/1/7/-	3/2/5/-	4/1/5/-	1/0/1/-	4/0/4/-	3/4/7/1.0 (50)	2/0/2/-	DNP	DNP	DNP	DNP	DNP	
Gray	0/1/1/-	-	0/1/1/-	1/2/3/-	0/1/1/-	4/0/4/1.0 (3)	3/1/4/-	1/1/2	-	-	0/2/2/-	0/2/2/-	-	DNP	
Harrison	10/2/12/-	6/1/7/1 (2)	4/5/9/1 (3)	DNP	0/2/2/-	-	1/2/3/-	-	-	-	-	3/2/5/-	2/0/2/-	1/1/2/1.5 (16)	
Hewitt	1/0/1/-	1/1/2/-	1/1/2/-	5/4/9/-	3/7/10/-	4/2/6/-	6/4/10/-	5/3/8/2.0 (5)	-	3/3/6/1 (5)	1/4/5/-	0/1/1/-	2/1/3/-	-	
Hillis	1/0/1/-	1/1/2/-	-	-	-	-	-	-	-	-	DNP	DNP	DNP	DNP	
Houston	2/0/2/-	2/0/2/-	4/2/6/-	4/1/5/-	0/1/1/-	3/1/4/1.0 (4)	2/0/2/-	1/0/1	7/0/7/-	3/0/3/-	3/1/4/-	3/0/3/-	2/1/3/0.5 (0)	2/0/2/-	
F. Jackson	-	-	-	0/2/2/-	-	-	-	-	-	-	-	-	-	-	
K. Jackson	2/2/4/-	0/5/5/-	5/5/10/1 (3)	1/8/9/5 (0)	5/3/8/0.5 (5)	3/1/4/1.0 (10)	5/0/5/-	3/4/7	-	3/1/4/-	2/4/6/0.5 (1)	5/1/6/1.0 (1)	4/2/6/1.0 (1)	5/0/5/2.0 (11)	
J. Johnson	-	DNP	-	3/0/3/-	DNP	DNP	DNP	1/1/2	1/0/1/-	1/0/1/-	0/1/1/-	-	6/1/7/-	-	
Ra. Johnson	DNP	DNP	DNP	DNP	DNP	0/1/1/-	-	-	DNP	DNP	DNP	-	DNP	DNP	
Ro. Johnson	1/0/1/-	-	-	-	DNP	-	-	-	DNP	DNP	-	-	-	-	
S. Johnson	-	-	-	-	1/0/1/-	-	-	-	-	-	-	-	-	-	
Jones	-	-	-	1/0/1/-	-	-	-	-	-	-	-	-	-	-	
Kelly	0/6/6/-	3/3/6/-	-	10/6/16/1.5 (8)	4/2/6/1.0 (4)	0/2/2/-	9/3/12/1.0 (6)	4/2/6	0/3/3/1.0 (6)	3/5/8/-	4/6/10/-	5/4/9/0.5 (4)	9/3/12/1.0 (8)	3/1/4/-	
Love	0/1/1/-	5/0/5/-	1/0/1/-	2/2/4/-	1/0/1/-	2/0/2/-	1/0/1/-	0/1/1	-	-	-	-	-	-	
Luigs	1/0/1/-	-	-	-	-	-	-	-	-	-	-	-	-	-	
McFadden	-	-	-	1/0/1/-	-	-	-	1/0/1	-	-	-	1/0/1/-	-	-	
Mitchell	-	1/2/3/-	0/2/2/-	1/2/3/1.0 (1)	3/1/4/2.0 (10)	1/0/1/-	-	1/4/5	1/3/4/1.0 (6)	3/1/4/1.0 (5)	2/1/3/-	3/2/5/1.0 (1)	4/1/5/2.0 (5)	2/0/2/1.0 (1)	
Monk	1/0/1/-	-	1/0/1/-	-	-	-	-	-	-	-	-	-	1/0/1/-	1/0/1/-	
Norton	-	3/2/5/-	1/0/1/-	DNP	DNP	DNP	2/0/2/-	2/1/3	1/0/1/-	-	0/1/1/-	1/1/0/-	-	-	
Olajubutu	8/4/12/1 (2)	8/5/13/1 (1)	8/6/14/1 (3)	5/8/13/1.0 (3)	9/5/14/1.0 (5)	3/0/3/0.5 (3)	2/1/3/-	DNP	3/0/3/1.0 (1)	6/2/8/2.5 (9)	2/6/8/-	7/5/12/1.0 (6)	6/1/7/-	3/0/3/-	
Powers	-	DNP	1/0/1/-	DNP	DNP	DNP	DNP	DNP	DNP	DNP	DNP	DNP	DNP	DNP	
Richardson	5/4/9/-	3/0/3/-	3/0/3/-	3/1/4	9/1/10/-	-	2/0/2/-	4/0/4	5/0/5/-	3/1/4/-	2/3/5/0.5 (1)	6/1/7/-	1/0/1/-	5/1/6/-	
Robinson	4/4/8/1 (13)	4/2/6/1 (1)	6/1/7/1 (1)	3/5/8/2.5 (23)	3/4/7/1.0 (7)	DNP	3/0/3/1.0 (3)	7/3/10/2.0 (11)	3/0/3/1.0 (9)	5/0/5/1 (2)	1/3/4/1.0 (6)	3/1/4/-	1/1/2/1.0 (7)	1/0/1/1.0 (3)	
Shavers	DNP	DNP	DNP	-	DNP	1/1/2/1.0 (1)	-	-	-	-	-	DNP	DNP	DNP	
Sheppard	-	-	1/0/1/-	0/1/1/-	1/1/2/-	3/1/4/0.5 (3)	1/0/1/-	1/1/2	DNP	-	-	-	-	0/1/1/-	
Sims	2/5/7/-	2/2/4/-	3/6/9/-	4/2/6/-	2/2/4/-	3/1/4/-	5/1/6/0.5 (2)	1/3/4	-	0/1/1/-	0/2/2/-	1/3/4/-	0/1/1/-	2/0/2/-	
Skinner	-	-	-	-	-	-	1/0/1/-	-	-	-	-	-	-	-	
Templeton	-	-	-	-	-	-	-	-	-	-	0/1/1/-	-	-	-	
Vavra	-	0/1/1/-	-	-	-	-	-	0/1/1	-	-	1/0/1/-	-	-	-	
Vinnett	DNP	DNP	DNP	DNP	0/1/1/-	1/1/2/-	DNP	DNP	1/1/2/-	3/0/3/-	2/2/4/-	2/1/3/-	2/0/2/0.5 (1)	3/1/4/-	
C. Wade	1/0/1/1(3)	3/0/3/1 (2)	1/1/2/-	2/0/2/1.0 (1)	0/1/1/-	1/1/2/-	0/1/1/-	-	DNP	-	0/1/1/-	0/1/1/-	1/0/1/-	-	
D. Washington	1/0/1/-	1/0/1/-	1/0/1/-	-	1/0/1/-	0/1/1/-	-	-	1/1/2/-	-	1/0/1/-	-	3/0/3/-	DNP	
Da. Williams	1/0/1/-	-	-	-	-	-	-	1/0/1	-	-	1/0/1/-	-	-	DNP	
De. Williams	-	DNP	-	DNP	DNP	DNP	DNP	-	1/0/1/-	-	-	-	-	-	
Wommack	DNP	DNP	DNP	DNP	DNP	1/0/1/-	-	-	-	DNP	DNP	-	DNP	DNP	
Woods	1/1/2/-	1/0/1/-	-	2/1/3/-	0/1/1/0.5 (1)	2/2/4/-	2/3/5/-	-	1/0/1/-	7/2/9/	3/5/8/-	3/2/5/-	1/1/2/-	4/0/4/-	



RAZORBACK FOOTBALL



OFFENSE

SE	85	Marcus Monk	6-6	217	JR
	2	London Crawford	6-2	210	FR
	28	Chris Baker	6-1	200	JR
LT	66	Tony Ugoh	6-5	305	SR
	78	Jose Valdez	6-6	310	SO
LG	74	Stephen Parker	6-4	318	SR
	67	Jeremy Harrell	6-2	300	SR
C	63	Jonathan Luigs	6-4	305	SO
	67	Jeremy Harrell	6-2	300	SR
RG	61	Robert Felton	6-4	316	JR
	67	Jeremy Harrell	6-2	300	SR
RT	69	Zac Tubbs	6-6	335	SR
	75	Nate Garner	6-6	325	JR
TE	89	Wes Murphy	6-3	265	SR
	82	Andrew Davie	6-6	275	R-FR
	86	Ben Cleveland	6-4	235	FR
FL	7	Reggie Fish	5-7	156	SO
	18	Robert Johnson	6-2	210	JR
	10	Cedric Washington	6-0	196	SR
QB	11	Casey Dick	6-2	207	SO
	16	Mitch Mustain	6-3	205	FR
RB	5	Darren McFadden	6-2	212	SO
	25	Felix Jones	6-0	200	SO
	21	Michael Smith	5-7	165	R-FR
FB	33	Farod Jackson	6-0	242	JR
	46	Mitch Petrus	6-5	288	SO

DEFENSE

LE	92	Jamaal Anderson	6-6	280	JR
	94	Chris Wade	6-6	250	JR
LT	90	Ernest Mitchell	6-2	292	SO
	55	Marcus Harrison	6-3	310	JR
RT	99	Keith Jackson	6-0	296	SR
	98	Cord Gray	6-2	290	SO
RE	97	Antwain Robinson	6-3	255	SO
	96	Malcolm Sheppard	6-2	255	FR
WLB	24	Sam Olajubutu	5-9	225	SR
	40	Adrian Davis	6-4	200	FR
	45	Desmond Williams	6-2	210	SO
MLB	30	Weston Dacus	6-2	230	JR
	47	Wendel Davis	6-1	205	FR
SLB	23	Desmond Sims	6-3	230	SR
	31	Matt Hewitt	6-3	205	JR
LC	2	Chris Houston	5-11	188	JR
	29	Jamar Love	6-1	195	SO
	20	John Johnson	5-10	198	SR
SS	6	Randy Kelly	6-0	190	SR
	38	Elston Forte	6-1	202	SO
FS	3	Kevin Woods	5-10	194	JR
	27	Jerell Norton	6-1	190	FR
FC	4	Darius Vinnett	5-9	162	SR
	9	Matterral Richardson	6-0	195	JR

SPECIAL TEAMS

KO	52	Brian Vavra	5-11	175	SO	HOL	14	Jacob Skinner	6-3	212	SR
PK	50	Jeremy Davis	5-9	195	SO	KR	25	Felix Jones	6-0	208	SO
	34	Stephen Arnold	6-0	186	SO		5	Darren McFadden	6-2	212	SO
P	14	Jacob Skinner	6-3	212	SR	PR	7	Reggie Fish	5-7	156	SO
	50	Jeremy Davis	5-9	195	SO		10	Cedric Washington	6-0	196	SR
SNP	51	Brett Goode	6-1	229	SR	Returning players in BOLD					



Senior tackle Nate Garner was the backup to Zac Tubbs last year, but could start this season.



Defensive tackle Keith Jackson ended his career with 191 tackles, earned first-team All-SEC honors and was a seventh-round draft pick of the St. Louis Rams.



Senior Kevin Woods started the last four games at free safety last year and had 45 tackles for the season, but is expected to start at strong safety in 2007.

FINAL 2006 DEPTH CHART | 2006 REVIEW

2007





UNIVERSITY OF ARKANSAS

2007 REVIEW | 2006 STARTING LINEUPS

OFFENSE	SE	LT	LG	C	RG	RT	TE	QB	FL	TB	FB/HB*
Southern Cal	Monk	Ugoh	Parker	Luigs	Garner	Tubbs	Murphy	Johnson	McFadden	Jones	Hillis
Utah State	Monk	Ugoh	Parker	Luigs	Felton	Tubbs	Murphy	Mustain	Da. Williams	McFadden	Hillis
at Vanderbilt	Monk	Ugoh	Parker	Luigs	Felton	Tubbs	Davie	Mustain	Da. Williams	McFadden	Hillis
Alabama	Monk	Ugoh	Parker	Luigs	Felton	Tubbs	Rees*	Mustain	Jones	McFadden	Jackson
at Auburn	Monk	Ugoh	Parker	Luigs	Felton	Tubbs	Murphy	Mustain	Jones	McFadden	Hillis
Southeast Missouri	Monk	Ugoh	Parker	Luigs	Felton	Tubbs	Murphy	Mustain	-	McFadden	Hillis/F. Jackson
Ole Miss	Monk	Ugoh	Parker	Luigs	Felton	Tubbs	Murphy	Mustain	Da. Williams	McFadden	Hillis
Louisiana-Monroe	Monk	Ugoh	Parker	Luigs	Felton	Tubbs	Murphy	Mustain	Jones	McFadden	Hillis
at South Carolina	Monk	Ugoh	Parker	Luigs	Felton	Tubbs	Murphy	Mustain	-	McFadden	Hillis/F. Jackson
Tennessee	Monk	Ugoh	Parker	Luigs	Felton	Tubbs	Murphy	Dick	Da. Williams	McFadden	Hillis
at Mississippi State	Monk	Ugoh	Harrell	Luigs	Felton	Tubbs	Murphy/Davie	Dick	Da. Williams	McFadden	-
LSU	Monk	Ugoh	Parker	Luigs	Felton	Tubbs	Miller	Dick	Jones	McFadden	F. Jackson
& Florida	Monk	Ugoh	Parker	Luigs	Felton	Tubbs	Murphy/Cleveland	Dick	McFadden	Jones	-
# Wisconsin	Monk	Ugoh	Parker	Luigs	Felton	Tubbs	Murphy	Dick	Johnson	McFadden	Jackson

* three receiver set & - 2006 SEC Championship Game (Atlanta, Ga.) # - 2007 Capital One Bowl (Orlando, Fla.)

DEFENSE	LE	LT	RT	RE	WLB	MLB	SLB	LC	SS	FS	RC
Southern Cal	Anderson	Harrison	Jackson	Robinson	Olajubutu	Sims	Fairchild	Houston	Kelly	Grant	Richardson
Utah State	Anderson	Harrison	Jackson	Robinson	Olajubutu	Dacus	Fairchild	Houston	Kelly	Grant	Richardson
at Vanderbilt	Anderson	Harrison	Jackson	Robinson	Olajubutu	-	Dacus	Houston/J. Love	-	Grant	Richardson/Norton
Alabama	Anderson	Mitchell	Jackson	Robinson	Olajubutu	Dacus	Hewitt	Houston	Kelly	Grant	Richardson
at Auburn	Anderson	Mitchell	Jackson	Robinson	Olajubutu	Dacus	Hewitt	Houston	Kelly	Grant	Richardson
Southeast Missouri	Anderson	Mitchell	Jackson	Sheppard	Olajubutu	Dacus	Hewitt	Houston	Kelly	Grant	Richardson
Ole Miss	Anderson	Harrison	Jackson	Robinson	Olajubutu	Dacus	Hewitt	Houston	Kelly	Grant	Richardson
Louisiana-Monroe	Anderson	Harrison	Jackson	Robinson	Sims	Dacus	Hewitt	Houston	Kelly	Grant	Richardson
at South Carolina	Anderson	Mitchell	Jackson	Robinson	Olajubutu	-	-	Houston/J. Johnson	Kelly	Grant	Richardson/Vinnett
Tennessee	Anderson	Mitchell	Jackson	Robinson	Olajubutu	Dacus	Hewitt	Houston	Kelly	Woods	Richardson
at Mississippi State	Anderson	Mitchell	Jackson	Robinson	Olajubutu	Dacus	Hewitt	Houston	Kelly	Woods	Richardson
LSU	Anderson	Mitchell	Jackson	Robinson	Olajubutu	Dacus	Hewitt	Houston	Kelly	Woods	Richardson
& Florida	Anderson	Mitchell	Jackson	Robinson	Olajubutu	-	-	Houston/J. Johnson	Kelly	Woods	Vinnett/Richardson
# Wisconsin	Anderson	Mitchell	Jackson	Robinson/Sheppard	Olajubutu	Dacus	-	Houston	Kelly	Vinnett	Richardson

& - 2006 SEC Championship Game (Atlanta, Ga.) # - 2007 Capital One Bowl (Orlando, Fla.)



Senior guard Robert Felton helped the Razorbacks rank 29th in the nation in total offense with 378 yards per game in 2006.



Senior defensive tackle Marcus Harrison was slowed by injuries last year but still made five starts and finished with 42 tackles.



Senior cornerback Mattered Richardson has started 22 games in the last two seasons.



RAZORBACK FOOTBALL



CAREER STATISTICS OF NON-RETURNING 2006 PLAYERS

JAMAAL ANDERSON • DE • 6-6 • 262 • JR/3L • Little Rock, Ark.

TACKLES	G/GS	UA-A-Total	TFL	Yds	Sacks	Yds	PD	FF	FR
2004	11/0	12-6-18	2.0	1	0	0	1	0	0
2005	11/5	28-19-47	10.5	58	4.0	33	1	1	1
2006	14/14	44-21-65	20.5	113	14.0	100	6	1	0
TOTALS	36/19	84-46-130	33.0	172	18.0	133	8	2	1

STEPHEN ARNOLD • K • 6-0 • 186 • SO/SQ • McKinney, Texas

FIELD GOALS	G	Att	Made	Lg	Pct	PAT	FG	Total Pts.
2005	1	0	0	0	0.0	1-1	0	1
2006	2	1	0	0	0.0	4-5	0	4
TOTALS	3	1	0	0	0.0	5-6	0	5

ANTHONY BROWN • DE • 6-6 • 228 • SR/2L • Hot Springs, Ark.

TACKLES	G/GS	UA-A-Total	TFL	Yds	Sacks	Yds	PR	Yds
2005	6/6	14-10-24	7.0	21	0.0	0	0	0
2006	14/0	7-7-14	1.0	2	0.0	0	1-16	0
TOTALS	20/6	21-17-38	8.0	23	0.0	0	1-16	0

BRETT GOODE • SNP • 6-1 • 232 • SR/4L • Fort Smith, Ark.

TACKLES	G/GS	UA-A-Total
2003	13	1-0-1
2004	11	1-0-1
2005	11	0-2-2
2006	14	1-2-3
TOTALS	49	3-4-7

JEREMY HARRELL • DT/OL • 6-2 • 303 • SR/4L • Texarkana, Ark.

TACKLES	G/GS	UA-A-Total	TFL	Yds	Sacks	Yds	PD
2003	11/1	7-18-25	1.5	2	0	0	1
2004	10/9	18-13-31	2.0	5	1.0	3	0
2005	7/3	5-2-7	1.0	1	0	0	0
2006	13/0	0-0-0	0	0	0	0	0
TOTALS	41/13	30-33-63	4.5	8	1.0	3	1

CHRIS HOUSTON • CB • 5-11 • 181 • JR/3L • Austin, Texas

TACKLES	G/GS	UA-A-Total	TFL	Yds	Int.-Yds.	TD	PD	FF	PR-Yds-TD
2004	8/4	16-5-21	2.5	2	0	0	1	0	0-1-1
2005	11/9	15-5-20	1.0	2	0	0	8	1	0
2006	14/14	38-7-45	1.5	4	3-129	1	16	2	0
TOTALS	33/27	69-17-86	5.0	8	3-129	1	25	3	0-1-1

KEITH JACKSON • DT • 6-0 • 292 • SR/4L • Little Rock, Ark.

TACKLES	G/GS	UA-A-Total	TFL	Yds	Sacks	Yds	PD	FF	FR	Int.-Yds.-TD
2003	8/0	4-8-12	0	0	0	0	0	1	1	0
2004	11/1	18-8-26	4.5	23	2.0	18	0	1	0	0
2005	11/11	44-30-74	6.5	32	2.5	22	1	1	3	0
2006	14/14	43-36-79	7.5	32	2.5	25	5	1	0	2-69-1
TOTALS	44/26	109-82-191	18.5	87	7.0	65	6	4	4	2-69-1

JOHN JOHNSON • CB • 5-10 • 194 • SR/4L • Houston, Texas

TACKLES	G/GS	UA-A-Total	TFL	Yds	PD	FR	Int.-Yds.
2003	7/0	0-0-0	0	0	0	0	0
2004	11/2	9-4-13	0	0	0	0	0
2005	11/0	17-6-23	2.0	4	2	2	0
2006	10/2	12-3-15	0	0	3	0	1-0
TOTALS	39/4	38-13-51	2.0	4	5	2	1-0

RANDY KELLY • SS • 6-0 • 185 • SR/3L • Palmetto, Fla.

TACKLES	G/GS	UA-A-Total	TFL	Yds	Sacks	Yds	Int.-Yds.-TD	PD	FR-TD
2004	11/4	22-6-28	0.5	2	0	0	0	1	0
2005	11/6	28-30-58	2.0	23	2.0	23	1-42-1	3	0
2006	14/13	54-46-100	6.0	36	2.0	17	0	1	1-1
TOTALS	36/23	104-82-186	8.5	61	4.0	40	1-42-1	5	1-1

CEDRIC LOGAN • FL • 6-0 • 200 • JR/1L • Fayetteville, Ark.

RECEIVING	G/GS	Rec.	Yds.	TD
2004	1/0	0	0	0
2005	11/1	6	65	1
TOTAL	12/1	6	65	1

WES MURPHY • TE/DE • 6-3 • 250 • SR/4L • Cuthbert, Ga.

RECEIVING	G/GS	Rec.	Yds.	TD	UA-A-Total	TFL	Yds	Sacks	Yds
2002	9/0	0	0	0	5-5-10	0	0	0	0
2003	11/0	0	0	0	8-15-23	3.0	6	1.0	3
2005	8/5	1	17	0	0	0	0	0	0
2006	13/11	2	26	1	0	0	0	0	0
TOTALS	41/16	3	43	1	13-20-33	3.0	6	1.0	3

MITCH MUSTAIN • QB • 6-3 • 205 • FR/1L • Springdale, Ark.

PASSING	G/GS	Att.	Comp.	Int.	Yds.	TD	Pct.	Effic.	Rushes-Yds.-TD
2006	12/8	132	69	9	894	10	.523	120.5	13-(-)20-1



Jeremy Harrell lettered four years while seeing extensive action on both the offensive and defensive lines.



Cornerback Chris Houston had 24 passes broken up in 25 games as a sophomore and junior.



Safety Randy Kelly was second on the team with 100 tackles last year and scored on a fumble return in the win over Alabama.



UNIVERSITY OF ARKANSAS

SAM OLAJUBUTU • LB • 5-9 • 222 • LaGrange, Ga.

TACKLES	G/GS	UA-A-Total	TFL	Yds	Sacks	Yds	Int.-Yds	PD	FF	FR
2002	3/0	0-2-2	0	0	0	0	0	0	0	0
2003	12/8	45-40-85	2.5	5	0	0	2-22	3	1	0
2004	11/8	39-13-52	3.4	7	0	0	0	4	0	1
2005	11/11	69-49-118	14.5	40	4.5	22	0	3	1	0
2006	13/13	70-45-115	10.0	33	2.5	9	0	2	2	0
TOTALS	50/40	223-149-372	30.5	85	7.0	31	2-22	12	4	1

STEPHEN PARKER • OG • 6-4 • 313 • SR/3L • Mandeville, La.

GAMES	G/GS
2003	1/0
2004	11/11
2005	10/10
2006	14/14
TOTAL	36/35

CHASE PRESSLEY • OG/DT • 6-4 • 309 • SR/3L • Fort Smith, Ark.

GAMES	G/GS	UA-A-Total
2003	7/1	1-5-6
2004	4/0	0
2005	5/1	0
2006	6/0	0
TOTALS	22/2	1-5-6

DESMOND SIMS • LB • 6-3 • 232 • SR/4L • Lilbourn, Mo.

TACKLES	G/GS	UA-A-Total	TFL	Yds	Sacks	Yds	PD	FF	FR
2003	13/3	17-15-32	2.0	5	1.0	3	0	0	2
2004	11/0	20-17-37	3.0	10	0	0	0	0	0
2005	11/11	35-28-63	10.5	77	5.5	33	2	2	0
2006	14/1	25-31-56	0.5	2	0.5	2	1	0	0
TOTALS	49/15	97-91-188	16.0	94	7.0	38	3	2	2

JACOB SKINNER • P • 6-3 • 212 • SR/4L • Texarkana, Texas

PUNTING	G/GS	No.	Yds.	Lg.	Avg.	Tackles-A-Total	Rushes-Yds
2003	13	52	2074	58	39.9	1-0-1	1-(-13)
2004	6	29	1062	53	36.6	0	0
2005	11	50	2091	58	41.8	0-1-1	0
2006	14	61	2327	50	38.1	1-0-1	0
TOTALS	44	192	7554	58	39.3	2-1-3	0

MASON TEMPLETON • 6-7 • 274 • JR/3L • Burnet, Texas

RECEIVING	G/GS	Rec.	Yds.	TD	Lg.	Tackles-A-Total
2004	11/1	6	64	0	21	2-0-2
2005	11/4	3	33	0	13	1-0-1
2006	14/0	0	0	0	0	0-1-1
TOTALS	36/5	9	97	0	21	3-1-4

ZAC TUBBS • OT • 6-6 • 330 • SR/3L • Cullman, Ala.

GAMES	G/GS
2002	14/1
2003	13/1
2004	5/5
2005	1/0
2006	14/14
TOTALS	47/21

TONY UGON • OT • 6-5 • 300 • SR/4L • Houston, Texas

GAMES	G/GS
2002	2/0
2003	8/0
2004	10/10
2005	11/11
2006	14/14
TOTALS	45/35

DARIUS VINNETT • CB • 5-9 • 162 • SR/2L • St. Rose, La.

TACKLES	G/GS	UA-A-Total	TFL	Yds	Int.-Yds.	PD	FR-TD
2004	11/10	33-21-54	2.5	11	0	3	1-0
2005	3/2	10-4-14	0	0	0	2	1-1
2006	8/3	14-7-21	0.5	1	1-7	5	0
TOTALS	22/15	57-32-89	3.0	12	1-7	10	2-1

CEDRIC WASHINGTON • FL • 6-0 • 200 • SR/4L • Bryan, Texas

RECEIVING	G/GS	Rec.-Yds.-TD	Rushes-Yds	KOR-Yds	PR-Yds	Passing-Comp-Int.	Yds	TD
2003	13/1	1-17	4-(-)12	25-497	0	1-0-0	0	0
2004	11/5	17-284-1	6-7	11-204	0	0	0	0
2005	10/7	27-365-1	0	0	0	1-1-0	45	0
2006	10/0	6-69	0	0	8-33	2-1-0	29	1
TOTALS	44/13	51-735-2	10-(-)5	36-701	8-33	4-2-0	74	1

DAMIAN WILLIAMS • SE • 6-1 • 188 • FR/1L • Springdale, Ark.

RECEIVING	G/GS	Rec.-Yds.-TD	Rushes-Yds	Tackles-A-Total
2006	13/5	19-235-2	1-5	3-0-3

MARC WINSTON • TE • 6-5 • 262 • SO/1L • Little Rock, Ark.

RECEIVING	G/GS	Rec.-Yds.
2005	5/0	2-3



Guard Stephen Parker ended his career by making 35 consecutive starts.



Jacob Skinner's pre-punt routine was a crowd favorite, and it helped him end his career fourth on the school's career punt yardage list (7,554).



Cornerback Darius Vinnett made 15 starts in his career, and finished with 89 tackles and 10 passes broken up.



RAZORBACK FOOTBALL



SEC FOOTBALL 2006



EASTERN DIVISION

	SEC	Pct.	PF	PA	Overall	Pct.	PF	PA	2005	Home	Away	Neutral	vs. Div.	Top 25	Streak	Ranking
^Arkansas	7-1	.875	221	134	10-4	.714	404	256	4-7	5-2	4-0	1-2	4-1	3-4	L 3	15/16
Auburn	6-2	.750	162	133	11-2	.846	322	181	9-3	6-2	4-0	1-0	4-1	3-0	W 2	9/8
LSU	6-2	.750	220	131	11-2	.846	438	164	10-2	8-0	2-2	1-0	4-1	3-2	W 7	3/3
Alabama	2-6	.250	133	175	6-7	.462	298	250	10-2	6-2	0-4	0-1	1-4	0-4	L 4	
Ole Miss	2-6	.250	123	182	4-8	.333	188	275	3-8	4-3	0-5	0-0	1-4	0-4	W 1	
Mississippi State	1-7	.125	127	222	3-9	.250	221	309	3-8	1-6	2-3	0-0	1-4	0-5	L 2	

^SEC Western Division Champions

WESTERN DIVISION

	SEC	Pct.	PF	PA	Overall	Pct.	PF	PA	2005	Home	Away	Neutral	vs. Div.	Top 25	Streak	Ranking
*#Florida	7-1	.875	178	126	13-1	.929	416	189	9-3	7-0	3-1	3-0	5-0	5-1	W 7	1/1
Tennessee	5-3	.625	212	172	9-4	.692	362	254	5-6	5-2	4-1	0-1	4-1	2-3	L 1	25/23
Kentucky	4-4	.500	163	207	8-5	.615	347	369	3-8	6-1	1-4	1-0	2-3	0-4	W 1	rv/rv
Georgia	4-4	.500	185	168	9-4	.692	327	229	10-2	5-2	3-1	1-1	1-4	3-2	W 3	23/--
South Carolina	3-5	.375	147	146	8-5	.615	346	243	7-5	3-4	4-1	1-0	2-3	1-5	W 3	--/rv
Vanderbilt	1-7	.125	131	206	4-8	.333	264	284	5-6	2-4	2-4	0-0	1-4	1-4	L 3	

*SEC Champions / #National Champions

NOTE: 2005 – Record after same number of games in 2005; vs. Top 25 – Record vs. teams in Top 25 when game was played; Ranking – Associated Press/USA Today Coaches listed in order; Teams listed in alphabetical order unless tie-breaker applicable

2006 SEC FOOTBALL QUICK HITTERS

With Florida's 41-14 victory over Ohio State, the Gators won their second national championship and the Southeastern Conference's 16th in history. Below are some notes about the SEC, national championships and final polls.

- The SEC is the only league to currently have four football coaches who have won national championship.

Steve Spurrier, South Carolina (won title in 1996 while head coach at Florida)

Phillip Fulmer, Tennessee (won title in 1998)

Nick Saban, Alabama (won title in 2003 while head coach at LSU)

Urban Meyer, Florida (won title in 2006)

The Big Ten has three coaches (Jim Tressel, Lloyd Carr and Joe Paterno) while the Big 12 has two coaches (Mack Brown, Bob Stoops).

- Since the first season of the Bowl Championship Series in 1998, the SEC leads all conferences with three national championships. Tennessee won the BCS' first national title in 1998 (Tennessee 23, Florida State 16), LSU won the crown in 2003 (LSU 21, Oklahoma 14) and Florida's 41-14 win on Jan. 8 against Ohio State. The Big 12 (Oklahoma 2000, Texas 2005) has won two while the ACC (Florida State 1999), Big Ten (Ohio State 2002), Pac-10 (Southern California 2004) and Big East (Miami 2001) have won one each.

- The SEC had six teams ranked in the final Associated Press poll and five teams ranked in the final USA Today coaches poll. The last time the SEC had six teams ranked in the final poll was in 2000 when the league had six in both AP and USA Today polls. This

marks the 10th time in SEC history that six teams have been ranked in the final polls. The most that the SEC has had ranked was seven in the final 1999 and 1965 polls.

- The SEC finished the 2006-07 bowl season with a 6-3 record. The six wins are the most bowl victories in conference history. The league had won five bowl games six times in history with the latest coming in 2003.

- The SEC had three teams ranked in the top 10 in the final AP and USA Today polls. This has been done 22 times in history with the latest in 2005 in both polls. The most in the top 10 has been five in the 1971 final UPI poll while the league has had four teams ranked in the final AP poll in 1942, 1952 and 1959. This is the fourth year in a row that the SEC has had multiple teams ranked in the final top 10 polls.

- The SEC edged out the Big East Conference for the highest non-conference winning percentage in 2006. Counting bowl games, the SEC was 47-10 against non-conference foes, an 82.45 winning percentage. The Big East, with a 5-0 bowl record, finished with a 37-8 non-conference record, which equates to an 82.22 winning percentage. The SEC had its best non-conference winning percentage since 1997 when it finished with a 37-5 mark (88.10 winning percentage).

- The SEC had eight football student-athletes earn first-team All-America mention in 2006. Included are consensus All-Americans: Arkansas RB Darren McFadden, Ole Miss LB Patrick Willis and Florida DB Reggie Nelson Also earning first-team mention are: LSU DT Glenn Dorsey, Tennessee WR Robert Meachem, LSU DB LaRon Landry, Tennessee OL Arron Sears and Auburn OL Ben Grubbs.



2006 SEC CHAMPIONSHIP GAME

Florida 38, Arkansas 28
Dec. 2, 2006 • Georgia Dome • Atlanta
Attendance: 73,374
MVP: Percy Harvin, WR, Florida

2006 SEC INDIVIDUAL AWARD WINNERS

Hayden Lane, Kentucky - Scholar-Athlete of the Year
Darren McFadden, RB, Arkansas - Offensive Player of the Year
Patrick Willis, LB, Ole Miss - Defensive Player of the Year
John Vaughn, PK, Auburn - Special Teams Player of the Year
Percy Harvin, WR, Florida - Freshman of the Year
Arron Sears, OL, Tennessee - Jacobs Blocking Trophy
Houston Nutt, Arkansas - Coach of the Year

2007 UA OPPONENTS

TROY

Sept. 1 – Donald W. Reynolds Razorback Stadium
Fayetteville, Ark. – 6 p.m.

GENERAL INFORMATION

Location: Troy, Ala.
Founded: 1887
Enrollment: 28,255
Nickname: Trojans
Colors: Cardinal, Silver and Black
Chancellor: Dr. Jack Hawkins, Jr.
Athletic Director: Steve Dennis
Conference: Sun Belt
Stadium: Movie Gallery
Veterans Stadium (30,000)

TEAM INFORMATION

Head Coach: Larry Blakeney
Record at School/Years:
128-64-1, 16 years
Overall Record/Years:
128-64-1, 16 years
2006 Record: 8-5
Bowl Result: R+I Carriers
New Orleans Bowl, def.
Rice, 41-17
Lettermen Returning: 51 (24
off./26 def./1 spec.)

Starters Returning: 15 (5
off./9 def./1 spec.)
Top Returnees: SR WR Gary
Banks (68-603, 8 TDs), SR
RB Kenny Catouse (168-
810, 4 TDs), SO LB Boris Lee
(62 tackles, 6 TFL, 2 sacks)

MEDIA INFORMATION

SID: Ricky Hazel
Office Phone: (334) 670-3832
Home Phone: (334) 670-6970
Office Fax: (334) 670-5665
E-mail: jehazel@troy.edu
Assistant SID: Jim Stephan
E-mail: jstephan@troy.edu
Football Office Phone:
(334) 670-3682
Press Box Phone:
(334) 670-3229
Web Site:
www.TroyTrojans.com

ALABAMA

Sept. 15 – Bryant-Denny Stadium
Tuscaloosa, Ala. – 5:45 p.m.

GENERAL INFORMATION

Location: Tuscaloosa, Ala.
Founded: 1931
Enrollment: 20,699
Nickname: Crimson Tide
Colors: Crimson and White
President: Dr. Robert E. Witt
Athletic Director: Mal Moore
Conference: Southeastern
Stadium: Bryant-Denny
(92,138)

TEAM INFORMATION

Head Coach: Nick Saban
Record at School/Years:
First Season
Overall Record/Years:
91-42-1, 11 years
2006 Record: 6-7
Bowl Result: PetroSun
Independence Bowl, lost to
Oklahoma State, 34-31
Lettermen Returning: 48 (20
off./25 def./3 spec.)

Starters Returning: 16 (9
off./5 def./2 spec.)
Top Returnees: SO OT Andre
Brown, SR WR DJ Hall (62-
1056, 5 TDs), JR QB John
Parker Wilson (379-216-10,
2707, 17 TDs), SO MLB
Prince Hall (77 tackles, 10.5
TFL, 2 sacks)

MEDIA INFORMATION

SID: Doug Walker
Office Phone: (205) 348-6084
Home Phone: TBA
Office Fax: (205) 348-8841
E-mail: dwalker@ia.ua.edu
Assistant SID: Barry Allen
E-mail: ballen@ia.ua.edu
Football Office Phone:
(205) 348-3600
Press Box Phone:
(205) 348-3726
Web Site: www.rolltide.com

KENTUCKY

Sept. 22 – Donald W. Reynolds Razorback Stadium
Fayetteville, Ark. – 6 p.m.

GENERAL INFORMATION

Location: Lexington, Ky.
Founded: 1865
Enrollment: 25,397
Nickname: Wildcats
Colors: Blue and White
President: Dr. Lee T. Todd, Jr.
Athletic Director: Mitch
Barnhart
Conference: Southeastern
Stadium: Commonwealth
Stadium (67,606)

TEAM INFORMATION

Head Coach: Rich Brooks
Record at School/Years:
17-30, four years
Overall Record/Years:
108-139-4, 22 years
2006 Record: 8-5
Bowl Result: Gaylord Hotels
Music City Bowl, def.
Clemson, 28-29
Lettermen Returning: 60 (29
off./29 def./2 spec.)

Starters Returning: 17 (7
off./8 def./2 spec.)
Top Returnees: SR QB Andre
Brown, SR WR DJ Hall (62-
1056, 5 TDs), SR WR Keenan
Burton (77-1036, 12 TDs), SR
WLB Wesley Woodyard (122
tackles, 9.5 TFL, 2 sacks)

MEDIA INFORMATION

SID: Tony Neely
Office Phone: (859) 257-3838
Home Phone: (859) 224-9493
Office Fax: (859) 323-4310
E-mail: tneely@uky.edu
Assistant SID: Susan Lax
E-mail: slax0@uky.edu
Football Office Phone:
(859) 257-3611
Press Box Phone:
(859) 323-2888
Web Site: www.ukathletics.com

NORTH TEXAS

Sept. 29 – Donald W. Reynolds Razorback Stadium
Fayetteville, Ark. – 6 p.m.

GENERAL INFORMATION

Location: Denton, Texas
Founded: 1890
Enrollment: 31,112
Nickname: Mean Green
Colors: Green and White
President: Dr. Gretchen Bataille
Athletic Director: Rick Villarreal
Conference: Sun Belt
Stadium: Fouts Field (30,500)

TEAM INFORMATION

Head Coach: Todd Dodge
Record at School/Years:
First Season
Overall Record/Years:
2006 Record: 3-9
Bowl Result: None
Lettermen Returning: 46 (19
off./26 def./1 spec.)
Starters Returning: 16 (5
off./10 def./1 spec.)

Top Returnees: SR RB
Jamario Thomas (181-668,
2 TDs), SR FS Aaron
Weathers (78 tackles, INT),
SR LB Maurice Holman (74
tackles, 6.5 TFL, 2 sacks)

MEDIA INFORMATION

SID: Eric Capper
Office Phone: (940) 565-2476
Home Phone: (940) 498-1011
Office Fax: (940) 565-3671
E-mail: ecapper@unt.edu
Assistant SID: Jerry Scott
E-mail: jscott@unt.edu
Football Office Phone:
(940) 565-3653
Press Box Phone:
(940) 565-2476
Web Site:
www.meangreensports.com

CHATTANOOGA

Oct. 6 – War Memorial Stadium
Little Rock, Ark. – 6 p.m.

GENERAL INFORMATION

Location: Chattanooga, Tenn.
Founded: 1886
Enrollment: 8,925
Nickname: Mocs
Colors: Navy, Old Gold and
Silver
Chancellor: Dr. Roger G. Brown
Athletic Director: Rick Hart
Conference: Southern
Stadium: Finley Stadium
(20,668)

TEAM INFORMATION

Head Coach: Rodney Allison
Record at School/Years:
14-31, four years
Overall Record/Years:
14-31, four years
2006 Record: 3-8
Bowl Result: None
Lettermen Returning: 42 (17
off./23 def./2 spec.)

Starters Returning: 18 (7
off./10 def./1 spec.)
Top Returnees: SR OT Sam
Bentley, JR DT Neil Brown
(52 tackles, 2 sacks, 3 TFL),
SR LB Chris Johnson (74
tackles, 10 TFL, 3 sacks)

MEDIA INFORMATION

SID: Jeff Romero
Office Phone: (423) 425-5292
Home Phone: (423) 503-8815
Office Fax: (423) 425-4610
E-mail: Jeff-Romero@utc.edu
Assistant SID: Owen Seaton
E-mail: Owen-Seaton@utc.edu
Football Office Phone:
(423) 425-4494
Press Box Phone:
(423) 757-9332
Web Site: www.GoMocs.com

AUBURN

Oct. 13 – Donald W. Reynolds Razorback Stadium
Fayetteville, Ark. – 6 p.m.

GENERAL INFORMATION

Location: Auburn, Ala.
Founded: 1856
Enrollment: 21,728
Nickname: Tigers
Colors: Burnt Orange and
Navy Blue
President: Dr. Ed Richardson
Athletic Director: Jay Jacobs
Conference: Southeastern
Stadium: Jordan-Hare
Stadium (87,451)

TEAM INFORMATION

Head Coach: Tommy Tuberville
Record at School/Years:
71-29, eight years
Overall Record/Years:
96-49, 12 years
2006 Record: 11-2
Bowl Result: AT&T Cotton
Bowl, def. Nebraska, 17-14
Lettermen Returning: 51 (22
off./27 def./2 spec.)

Starters Returning: 12 (5
off./7 def./0 spec.)
Top Returnees: SR DE
Quentin Groves (12 TFL, 9.5
sacks, 3 FF), SR QB
Brandon Cox (271-163-9,
2198, 14 TDs), JR RB Brad
Lester (104-510, 9 TDs)

MEDIA INFORMATION

SID: Kirk Sampson
Office Phone: (334) 844-0455
Home Phone: (334) 887-0839
Office Fax: (334) 844-9807
E-mail: sampsk@auburn.edu
Assistant SID: Brad Gust
E-mail: gusb@auburn.edu
Football Office Phone:
(334) 844-9866
Press Box Phone:
(334) 704-0979
Web Site:
www.auburntigers.com

OLE MISS

Oct. 20 – Vaught-Hemingway Stadium
Oxford, Miss. – TBA

GENERAL INFORMATION

Location: Oxford, Miss.
Founded: 1848
Enrollment: 16,928
Nickname: Rebels
Colors: Cardinal Red and
Navy Blue
President: Dr. Robert C. Khayat
Athletic Director: Pete Boone
Conference: Southeastern
Stadium: Vaught-Hemingway
Stadium (60,580)

TEAM INFORMATION

Head Coach: Ed Orgeron
Record at School/Years:
7-16, two years
Overall Record/Years:
7-16, two years
2006 Record: 4-8
Bowl Result: None
Lettermen Returning: 47 (26
off./18 def./3 spec.)
Starters Returning: 17 (9
off./6 def./2 spec.)

Top Returnees: SR RB
BenJarvus Green-Ellis (234-
1000, 7 TDs), SR QB Brent
Schaeffer (244-115-10,
1442, 9 TDs), SO DE Greg
Hardy (49 tackles, 5 TFL, 3
sacks, 4 FF)

MEDIA INFORMATION

SID: Langston Rogers
Office Phone: (662) 915-7522
Home Phone: (662) 236-3535
Office Fax: (662) 915-7006
E-mail: Irogers@olemiss.edu
Assistant SID: Kyle Campbell
E-mail:
ekcampbe@olemiss.edu
Football Office Phone:
(662) 915-1564
Press Box Phone:
(662) 236-1931
Web Site:
www.olemissports.com

FLORIDA INTERNATIONAL (Homecoming)

Oct. 27 – Donald W. Reynolds Razorback Stadium
Fayetteville, Ark. – 1 p.m.

GENERAL INFORMATION

Location: Miami, Fla.
Founded: 1965
Enrollment: 38,000
Nickname: Golden Panthers
Colors: Blue and Gold
President: Dr. Modesto A.
Maidique
Athletic Director: Pete Garcia
Conference: Sun Belt
Stadium: FIU Community
Stadium

TEAM INFORMATION

Head Coach: Mario Cristobal
Record at School/Years:
First Season
Overall Record/Years:
First Season
2006 Record: 0-12
Bowl Result: None

Lettermen Returning: 46 (21
off./22 def./3 spec.)
Starters Returning: 17 (8
off./7 def./2 spec.)
Top Returnees: SR DB/KR
Lionel Singleton, SO/WR
Ashlyn Parker (23-231), JR RB
Amod Med (94-445, 2 TDs)

MEDIA INFORMATION

SID: Evan Koch
Office Phone: (305) 348-2084
Home Phone: (786) 376-2999
Office Fax: (305) 348-2963
E-mail: kochne@fiu.edu
Assistant SID: Rich Kelch
E-mail: kelchr@fiu.edu
Football Office Phone:
(305) 348-4150
Press Box Phone: TBA
Web Site: www.fiusports.com

SOUTH CAROLINA

Nov. 3 – Donald W. Reynolds Razorback Stadium
Fayetteville, Ark. – 1 p.m.

GENERAL INFORMATION

Location: Columbia, S.C.
Founded: 1801
Enrollment: 27,065
Nickname: Gamecocks
Colors: Garnet and Black
President: Dr. Andrew Sorenson
Athletic Director: Eric Hyman
Conference: Southeastern
Stadium: Williams-Brice
(80,250)

TEAM INFORMATION

Head Coach: Steve Spurrier
Record at School/Years:
15-10, two years
Overall Record/Years:
157-50-2, 17 years
2006 Record: 8-5
Bowl Result: AutoZone Liberty
Bowl, def. Houston, 44-36
Lettermen Returning: 54 (23
off./30 def./1 spec.)

Starters Returning: 17 (6
off./10 def./1 spec.)
Top Returnees: SR MLB
Jasper Brinkley (107 tack-
les, 14.5 TFL, 5 sacks), SR
TB Cory Boyd (164-823, 3
TDs), SR QB Blake Mitchell
(202-135-6, 1789, 10 TDs)

MEDIA INFORMATION

SID: Steve Fink
Office Phone: (803) 777-5204
Home Phone: (803) 240-5268
Office Fax: (803) 777-2967
E-mail: finksc@gwm.sc.edu
Assistant SID: Gavin Lang
E-mail: glang@gwm.sc.edu
Football Office Phone:
(803) 777-4271
Press Box Phone:
(803) 777-2040
Web Site: www.uscsports.com

TENNESSEE

Nov. 10 – Neyland Stadium
Knoxville, Tenn. – TBA

GENERAL INFORMATION

Location: Knoxville, Tenn.
Founded: 1794
Enrollment: 26,560
Nickname: Volunteers
Colors: Orange and White
President: Dr. John D. Petersen
Athletic Director: Mike Hamilton
Conference: Southeastern
Stadium: Neyland Stadium
(102,038)

TEAM INFORMATION

Head Coach: Phillip Fulmer
Record at School/Years:
137-41, 14 years
Overall Record/Years:
137-41, 14 years
2006 Record: 9-4
Bowl Result: Outback Bowl,
lost to Penn State, 20-10
Lettermen Returning: 45 (21
off./23 def./1 spec.)
Starters Returning: 25 (13

off./10 def./2 spec.)
Top Returnees: SR QB Erik
Ainge (348-233-9, 2989, 19
TDs), SR FS Jonathan
Hefney (96 tackles, 5 int., 3
TFL), JR WLB Jerod Mayo (83
tackles, 12.5 TFL, 5 sacks)

MEDIA INFORMATION

SID: John Painter
Office Phone: (865) 974-1212
Home Phone: (865) 670-1821
Office Fax: (865) 974-1269
E-mail:
jpainter@tennessee.edu
Assistant SID: Craig Pinkerton
E-mail:
cpinker1@tennessee.edu
Football Office Phone:
(865) 974-1234
Press Box Phone:
(865) 974-2937
Web Site: www.utsports.com

MISSISSIPPI STATE

Nov. 17 – War Memorial Stadium
Little Rock, Ark. – 1 p.m.

GENERAL INFORMATION

Location: Starkville, Miss.
Founded: 1878
Enrollment: 15,934
Nickname: Bulldogs
Colors: Maroon and White
President: Dr. Robert H.
Foglesong
Athletic Director: Larry Templeton
Conference: Southeastern
Stadium: Davis Wade Stadium
(55,082)

TEAM INFORMATION

Head Coach: Sylvester Croom
Record at School/Years:
9-25, three years
Overall Record/Years:
9-25, three years
2006 Record: 3-9
Bowl Result: None
Lettermen Returning: 43 (23
off./18 def./2 spec.)

Starters Returning: 17 (10
off./5 def./2 spec.)
Top Returnees: JR DB/RS Derek
Pegues (32 tackles, 4 int., 5
PBU), SR WR Tony Burks (35-
850, 5 TDs), SR DE Titus
Brown (14.5 TFL, 7.5 sacks)

MEDIA INFORMATION

SID: Mike Nemeth
Office Phone: (662) 325-2703
Home Phone: (662) 323-7780
Office Fax: (662) 325-2563
E-mail:
nemeth@athletics.msstate.edu
Assistant SID: Joe Galbraith
E-mail:
jgalbraith@athletics.msstate.edu
Football Office Phone:
(662) 325-2534
Press Box Phone:
(662) 325-3776
Web Site:
www.msstateathletics.com

LSU

Nov. 23 – Tiger Stadium
Baton Rouge La. – 1:30 p.m.

GENERAL INFORMATION

Location: Baton Rouge, La.
Founded: 1860
Enrollment: 29,317
Nickname: Tigers
Colors: Purple and Gold
President: Sean O'Keefe
Athletic Director: Skip Bertman
Conference: Southeastern
Stadium: Tiger Stadium
(92,400)

TEAM INFORMATION

Head Coach: Les Miles
Record at School/Years:
22-4, two years
Overall Record/Years:
50-25, six years
2006 Record: 11-2
Bowl Result: Allstate Sugar
Bowl, def. Notre Dame, 41-14
Lettermen Returning: 46 (24
off./20 def./2 spec.)

Starters Returning: 14 (6
off./8 def./0 spec.)
Top Returnees: SR DT Glenn
Dorsey (64 tackles, 8.5 TFL,
3 sacks), SR RB Jacob
Hester (94-440, 6 TDs), SR
WR Early Doucet (59-772, 8
TDs), SR LB Ali Highsmith
(63 tackles, 3 sacks, 2 FF)

MEDIA INFORMATION

SID: Michael Bonnett
Office Phone: (225) 578-8226
Home Phone: (225) 766-2702
Office Fax: (225) 578-1861
E-mail: mbonnet@lsu.edu
Assistant SID: Laurie Cannon
E-mail: lcanon1@lsu.edu
Football Office Phone:
(225) 578-1151
Press Box Phone:
(225) 578-6122
Web Site: www.lsusports.com

RAZORBACK FOOTBALL



UA VS. ALL OPPONENTS

(First and Last Meeting refers to season, not necessarily the year the game was played) 2007 UA Opponents are listed in **bold** and CAPS

OPPONENT	WINS	LOSSES	TIES	FIRST MEETING	LAST MEETING	OPPONENT	WINS	LOSSES	TIES	FIRST MEETING	LAST MEETING	OPPONENT	WINS	LOSSES	TIES	FIRST MEETING	LAST MEETING
Abilene Christian	1	0	0	1948	1948	Houston	12	6	0	1952	1991	Ouachita College	6	2	1	1897	1923
Air Force	1	0	0	1975	1975	Iowa	0	1	0	1925	1925	Pacific	1	0	0	1988	1988
ALABAMA	8	9	0	1961*	2006	Iowa State	1	0	0	1973	1973	Phillips College	4	0	1	1920	1925
Arkansas A&M	1	0	0	1944	1944	Joplin (Mo.) High	1	0	1	1899	1901	Pierce City College	1	2	0	1900	1902
Arizona State	2	0	0	1951	1985*	Kansas	0	2	0	1905	1906	Pittsburg (Kan.) St.	4	0	0	1908	1936
AUBURN	6	9	1	1984*	2006	Kansas City Medics	1	1	0	1901	1905	Rhodes College	1	0	0	1928	1928
Austin College	2	0	0	1913	1927	Kansas State	1	3	0	1910	1926	Rice	35	29	3	1919	1991
Barksdale Field	1	0	0	1945	1945	KENTUCKY	2	2	0	1998	2003	Saint Louis	1	2	1	1907	1915
Baylor	35	33	2	1904	1991	Kingfisher College	1	0	0	1902	1902	Santa Clara	0	2	0	1938	1951
Boise State	2	0	0	2000	2002	La.-Lafayette	4	0	0	1991	2002	SOUTH CAROLINA	9	6	0	1992	2006
California	1	0	0	1971	1971	La.-Monroe	7	0	0	1996	2006	South Florida	1	0	0	2002	2002
Camp Pike	0	1	0	1918	1918	Little Rock (Ark.) High	0	1	0	1901	1901	SE Missouri State	2	0	0	1906	2006
Centenary	3	1	2	1926	1933*	Louisiana Tech	3	0	0	1901	1997	Southern Cal	1	4	0	1972	2006
Central Arkansas	2	0	0	1923	1926	LSU	17	33	2	1901	2006	Southern Methodist	37	31	5	1920	1999
Central Florida	1	0	0	2001	2001	Memphis	2	3	0	1992	1998	Stanford	0	1	0	1970	1970
Central Missouri St.	1	0	0	1917	1917	Miami (Fla.)	0	3	0	1987	1991	State College of Mo.	0	2	0	1902	1903
Central Okla. State	1	0	0	1937	1937	Michigan	0	1	0	1998*	1998*	Tahlequah Seminary	1	0	0	1902	1902
CHATTANOOGA	0	0	0	-	-	Middle Tennessee	1	0	0	1999	1999	TENNESSEE	3	12	0	1907	2006
Chicago	0	0	1	1931	1931	Minnesota	0	1	0	2002*	2002*	Texas	21	55	0	1894	2004
Chiloco College	1	1	0	1905	1906	MISSISSIPPI	29	23	1	1908	2006	Texas A&M	38	24	3	1903	1991
The Citadel	0	1	0	1992	1992	(OLE MISS)	11	5	1	1916	2006	Texas Christian (TCU)	43	23	2	1920	1991
College of the Ozarks	8	0	0	1927	1935	MISSISSIPPI STATE	2	2	0	1906	2003*	Texas El-Paso (UTEP)	1	0	0	1989	1989
Colorado State	3	0	0	1974	1990	Missouri	5	0	0	1911	2005	Texas Southwestern	2	0	1	1910	1912
Dallas Medics	0	1	0	1904	1904	Missouri State	15	4	0	1902	1943	Texas Tech	28	7	0	1957	1991
Detroit	2	0	0	1941	1942	Missouri-Rolla	0	1	0	1943	1943	Transylvania (Ky.)	0	1	0	1905	1905
Drury College	13	5	2	1896	1923	Monticello Navy	2	0	0	1982	1984	TROY	1	0	0	2002	2002
Duke	0	1	0	1960*	1960*	Navy	1	0	0	1964*	1964*	Tulane	3	0	0	1906	1980*
East Central Okla.	4	0	0	1929	1941	Nebraska	1	0	0	1902	1902	Tulsa	52	15	2	1899	2003
East Texas State	1	0	0	1948	1948	Neosho (Mo.) High	2	0	0	1983	1987	UCLA	0	1	1	1978*	1988*
Fairmont College	2	0	0	1904	1909	New Mexico	5	0	0	1977	2004	UNLV	1	1	0	2000*	2001
Florida	1	6	0	1982*	2006	New Mexico State	1	0	0	1924	1924	Utah State	3	0	0	1975	2006
FLORIDA INTERNATIONAL	0	0	0	-	-	Northeastern	0	1	0	1944	1944	Vanderbilt	5	2	0	1949	2006
Fordham	0	1	0	1940	1940	(Okla.) State	0	2	0	1981*	1995*	Villanova	0	1	0	1939	1939
Ft. Scott (Kan.) High	8	0	0	1894	1904	Norman Navy	1	0	0	1994	1994	Washington (Mo.)	4	1	0	1905	1912
Ft. Smith (Ark.) High	0	1	1	1936	1937	North Carolina	1	0	0	1994	1994	Webb City (Mo.) High	1	0	0	1900	1900
George Washington	3	8	0	1968*	2005	Northern Illinois	8	0	0	1947	2003	Weber State	1	0	0	2001	2001
Georgia	1	1	0	1954*	1959*	Northwestern	3	0	0	1946	1961	Wichita State	6	0	0	1904	1980
Georgia Tech	3	0	0	1956	1962	NW (La.) State	4	9	1	1899	2001*	William & Mary	1	2	0	1947*	1949
Hardin-Simmons	1	0	1	1907	1908	Oklahoma	2	1	0	1925	1933	Wisconsin	0	2	0	1912	2006
Haskell College	1	0	0	1987	1987	Oklahoma Baptist	1	0	0	1916	1916						
Hawai'i	6	0	0	1908	1929	Oklahoma Mines	30	15	1	1912	1980						
Henderson State	15	0	2	1911	1933	Oklahoma State											
Hendrix College																	

SERIES RECORDS | OPPONENTS

2007

*Bowl Game



Sophomore Mitch Petrus saw extensive action as a lead blocker at fullback last year, but he is listed as the starter at left guard entering the season.



Sophomore defensive end Malcolm Sheppard saw action in 13 games last year, and made two starts and finished with 12 tackles.





UNIVERSITY OF ARKANSAS



SEC CHAMPIONSHIP

2007 SOUTHEASTERN CONFERENCE CHAMPIONSHIP GAME



SEC CHAMPIONSHIP GAME RESULTS

Since the first SEC Championship Game in 1992, there have been record crowds, millions of television viewers and eventual national champions. Here are the results:

- 1992:** Alabama 28, Florida 21 (at Birmingham)
Att.: 83,091
- 1993:** Florida 28, Alabama 13 (at Birmingham)
Att.: 76,345
- 1994:** Florida 24, Alabama 23 (at Atlanta)
Att.: 74,751
- 1995:** Florida 34, Arkansas 3 (at Atlanta)
Att.: 71,325
- 1996:** Florida 45, Alabama 30 (at Atlanta)
Att.: 74,132
- 1997:** Tennessee 30, Auburn 29 (at Atlanta)
Att.: 74,896
- 1998:** Tennessee 24, Mississippi St. 14 (at Atlanta)
Att.: 74,795
- 1999:** Alabama 34, Florida 7 (at Atlanta)
Att.: 74,309
- 2000:** Florida 28, Auburn 6 (at Atlanta)
Att.: 73,427
- 2001:** LSU 31, Tennessee 20 (at Atlanta)
Att.: 74,843
- 2002:** Georgia 30, Arkansas 3 (at Atlanta)
Att.: 74,835
- 2003:** LSU 34, Georgia 14 (at Atlanta)
Att.: 74,913
- 2004:** Auburn 38, Tennessee 28 (at Atlanta)
Att.: 74,892
- 2005:** Georgia 34, LSU 14 (at Atlanta)
Att.: 73,717
- 2006:** Florida 38, Arkansas 28 (at Atlanta)
Att.: 73,374

CHAMPIONSHIP GAME QUICK FACTS

Date: Saturday, Dec. 1
Site: Georgia Dome; Atlanta, Ga.
Capacity: 71,500
Time: TBA
TV: CBS Sports
Georgia Dome Contract: Through 2009 game



The Georgia Dome in Atlanta is the site of the SEC Championship game through 2009.

The SEC's Western and Eastern Division winners meet in Atlanta's Georgia Dome to battle for the league championship and the right to represent the conference in the Bowl Championship Series.

The 16th annual title game is set for Dec. 1 and will be nationally televised by CBS Sports.

The game is a result of conference expansion, which saw Arkansas and South Carolina become the first members added in SEC history in 1992. Under NCAA regulations, a conference with 12 members may play a 12th football game to determine its champion, provided the regular season is played in divisions.

The participants of the game are determined each year during the eight-game regular-season conference schedule as the teams with the best overall SEC winning percentage in each division.

ARKANSAS IN THE SEC CHAMPIONSHIP GAME

2006: Florida 38, Arkansas 28 — Florida scored a touchdown with nine minutes left in the game and held on for the 38-28 victory over Arkansas in last year's title game.

Down 17-7 at the half, Arkansas took a 21-17 third-quarter lead on a two-yard reception by Felix Jones and a 40-yard interception return by Antwain Robinson. Arkansas (10-4) could have had a chance to build on the lead, but the Gators recovered a fumbled punt in the end zone to move back in front 24-21 with 3:47 left in the third period. Percy Harvin, who scored on a 37-yard pass from Chris Leak in the second quarter, scored on a 67-yard run early in the fourth to put Florida up 31-21. Jones scored his second touchdown on a 29-yard pass from Cedric Washington to cut the margin to three.

Darren McFadden finished with 73 yards on 15 carries and Jones 57 on 13. Casey Dick was 10-of-22 passing for 148 yards with a touchdown and two interceptions.

Harvin had 105 yards on six carries for Florida, which went on to win the national title at 13-1, while Leak was 16-of-30 for 189 yards with a touchdown and two interceptions.

2002: Georgia 30, Arkansas 3 — Georgia (12-1) scored on its first five possessions for a 23-0 halftime lead and posted a 30-3 victory. Georgia claimed the SEC title just 75 miles from its Athens campus.

Musa Smith rushed for 106 yards and two touchdowns. David Greene threw for 237 yards and a score, earning the game's MVP award. Terrence Edwards had seven catches for 92 yards, becoming the SEC's career leader in receiving yards.

Arkansas (9-4) had won six in a row to earn its second trip to the league championship game.

The Razorbacks had a punt blocked by Decory Bryant on their first possession and Thomas Davis scooped up the loose ball and ran to the Arkansas 2.

On Georgia's next possession, Smith, who scored after the blocked punt, finished off the drive with a 17-yard scoring run. Georgia's next three possessions ended with field goals by Billy Bennett, who connected from 29, 42 and 39 yards to provide the halftime margin.

Arkansas led the SEC in rushing offense with an average of 243 yards per game but managed just 65 against Georgia. Fred Talley, a 1,000-yard rusher, was held to 51 yards on 17 carries while Matt Jones managed only 12 yards on nine carries. Jones completed 9-of-17 passes for 60 yards.

1995: Florida 34, Arkansas 3 — A prime-time (ABC) television audience and a sell-out crowd (71,325) in the Georgia Dome saw Florida post a 34-3 victory.

Florida out-gained Arkansas by only 97 yards, 396-299, but the Gators committed no turnovers while Arkansas lost the ball four times.

Arkansas got on the scoreboard first when Todd Latourette kicked a 36-yard field goal with 7:26 left in the first quarter. The Razorbacks were dealt some bad news on that drive, however. Sophomore running back Madre Hill, who finished third in the conference in rushing, was lost for the game with a knee injury.



Sophomore Ben Cleveland had one reception for 18 yards in last year's SEC Championship game.

2007 OPPONENTS | SEC CHAMPIONSHIP GAME



RAZORBACK FOOTBALL



- Since the inception of the BCS in 1998, the SEC leads all conferences with three national championships – Tennessee in 1998, LSU in 2003 and Florida in 2006.
- Since SEC expansion in 1992, the SEC and the Big 12 are tied for the most national championships with five each.
- Since 2000, the SEC has had more teams ranked in the final USA Today Coaches Poll than any other conference. The SEC has had 34 teams ranked in the last seven final USA Today Coaches polls, an average of almost five per season.
- The SEC has the nation's top non-conference winning percentage, including bowl games, since 2000. The SEC is 247-95 (.722) against non-conference foes during the last seven seasons. The Big 12 is second at 252-99 (.718).
- For the 26th straight season in 2006, the SEC recorded the largest total attendance of any conference in the nation. A total of 6,568,867 fans attended 87 games, an average of 75,504 per contest, which was also tops in the nations. SEC stadiums were filled to 96.48 percent of capacity for each home game last year.
- Using current conference alignments, the SEC has more bowl game appearances and more bowl victories than any other conference. SEC teams have appeared in 352 bowl games and hold a 177-162-13 record in those games (.521). The Big 12 is second with 304 appearances, but is 144-156-4 (.480). Since 2000, the SEC has more bowl appearances (52) and bowl victories (29) than any other conference.
- The SEC had 266 of its former football student-athletes on 2006 National Football League opening weekend rosters, more than any other conference in the nation. The Atlantic Coast Conference was second with 247.
- In 2006, Arkansas and Auburn were the only SEC teams to go perfect on the road in conference games. Each club was 4-0.
- Since 1998, Arkansas has won or shared three SEC Western Division championships, which ties for fifth-most in the conference.



Mike Slive
Commissioner



Charles Bloom
Associate Commissioner for
Media Relations

SEC Members:
University of Alabama
University of Arkansas
Auburn University
University of Florida
University of Georgia
University of Kentucky
Louisiana State University
University of Mississippi
Mississippi State University
University of South Carolina

University of Tennessee
Vanderbilt University

SEC Office:
2201 Richard Arrington Blvd. North
Birmingham, AL 35203
Switchboard: 205-458-3000
Media Relations: 205-458-3010
Fax: 205-458-3030
Web site: www.secsports.com

SEC BOWL TIE-INS (listed alphabetically, all times Central)



GAYLORD HOTELS MUSIC CITY BOWL

Date and Time: Dec. 29, noon
Site: Nashville, Tenn. (Adelphia Coliseum, 67,000)
TV: ESPN
Teams: SEC vs. Big Ten



Chick-Fil-A Bowl

Date and Time: Dec. 30, 7 p.m.
Site: Atlanta, Ga. (Georgia Dome, 71,228)
TV: ESPN
Teams: SEC vs. ACC



CAPITAL ONE BOWL

Date and Time: Jan. 1, noon
Site: Orlando, Fla. (Citrus Bowl, 65,412)
TV: ABC
Teams: SEC vs. Big Ten



AUTOZONE LIBERTY BOWL

Date and Time: Dec. 29, 3:30 p.m.
Site and Stadium: Memphis, Tenn. (Liberty Bowl, 62,338)
Television: ESPN
Teams: SEC vs. Conference USA



OUTBACK BOWL

Date and Time: Jan. 1, 10 a.m.
Site: Tampa, Fla. (Raymond James Stadium, 66,005)
TV: ESPN
Teams: SEC vs. Big Ten



INDEPENDENCE BOWL

Date and Time: Dec. 27, 3:30 p.m.
Site: Shreveport, La. (Independence Stadium, 50,459)
TV: ESPN
Teams: SEC vs. Big 12



AT&T COTTON BOWL

Date and Time: Jan. 1, 10:30 a.m.
Site: Dallas, Texas (Cotton Bowl, 68,252)
TV: FOX
Teams: SEC vs. Big 12

Note: The above list does not include the SEC participant in the Bowl Championship Series, which automatically includes the winner of the SEC Championship Game.

National Championships Won by SEC Members in Men's Sports Since Arkansas Joined the League (Nov. 1991 - June 2007)

Team	Count	Events
ARKANSAS	30	(11 outdoor track, 11 indoor track, seven cross country, one basketball)
LSU	8	(four baseball, two indoor track, one football, one outdoor track)
Auburn	7	(seven swimming and diving)
Florida	6	(two football, two basketball, two golf)
Georgia	4	(two tennis, two golf)
Tennessee	3	(one football, two indoor track)
Kentucky	2	(two basketball)
Alabama	1	(one football)

Arkansas' 5-1-2 SEC Schedule

The 2002 season was the first for the 5-1-2 schedule format, which allows each school to play all five of its division opponents along with one permanent and two rotating non-division opponents each year. It ensures each school will play every conference member four times during a 10-year period and that each will make two visits to every league stadium during that stretch.

Division: Alabama, Auburn, LSU, Ole Miss, Mississippi State

Permanent Non-Division: South Carolina

Rotating Non-Division (2):

2003 & 2008: at Kentucky, Florida

2004 & 2009: at Florida, Georgia

2005 & 2010: at Georgia, Vanderbilt

2006 & 2011: at Vanderbilt, Tennessee

2007 & 2012: at Tennessee, Kentucky



2008 BOWL CHAMPIONSHIP SERIES BOWLS (listed by date, all times Central)

ROSE BOWL

Date and Time: Jan. 1, 4 p.m.
Site: Pasadena, Calif. (Rose Bowl, 91,000)
TV: ABC
Teams: BCS (Pac-10 vs. Big Ten)

FEDEX ORANGE BOWL

Date and Time: Jan. 3, 7 p.m.
Site: Miami, Fla. (Dolphin Stadium, 75,192)
TV: FOX
Teams: BCS (ACC vs. At-large)

ALLSTATE SUGAR BOWL

Date and Time: Jan. 1, 7:30 p.m.
Site: New Orleans, La. (Louisiana Superdome, 76,791)
TV: FOX
Teams: BCS (SEC vs. At-large)

BCS NATIONAL CHAMPIONSHIP GAME

Date and Time: Jan. 7, 7 p.m.
Site: New Orleans, La. (Louisiana Superdome, 76,791)
TV: FOX
Teams: BCS (#1 vs. #2)

TOSTITOS FIESTA BOWL

Date and Time: Jan. 2, 7 p.m.
Site: Glendale, Ariz. (Cardinals Stadium, 63,000)
TV: FOX
Teams: BCS (Big 12 vs. At-Large)

2007 TENTATIVE SEC FOOTBALL SCHEDULE

(Dates and Sites are Subject to Change)



DATE TEAM	Sept. 1	Sept. 8	Sept. 15	Sept. 22	Sept. 29	Oct. 6	Oct. 13	Oct. 20	Oct. 27	Nov. 3	Nov. 10	Nov. 17	Nov. 24
ALABAMA	WESTERN CAROLINA Tuscaloosa	VANDERBILT Nashville	ARKANSAS Tuscaloosa	GEORGIA Tuscaloosa	FLORIDA Jacksonville	HOUSTON Tuscaloosa	OLE MISS Oxford	TENNESSEE Tuscaloosa		LSU Tuscaloosa	MISSISSIPPI STATE Starkville	LOUISIANA-MONROE Tuscaloosa	AUBURN Auburn
ARKANSAS	TROY Fayetteville		ALABAMA Tuscaloosa	KENTUCKY Fayetteville	NORTH TEXAS Fayetteville	CHATTANOOGA Little Rock	AUBURN Fayetteville	OLE MISS Oxford	FLORIDA INTERNATIONAL Fayetteville	SOUTH CAROLINA Fayetteville	TENNESSEE Knoxville	MISSISSIPPI STATE Little Rock	LSU Baton Rouge (11/23)
AUBURN	KANSAS STATE Auburn	SOUTH FLORIDA Auburn	MISSISSIPPI STATE Auburn	NEW MEXICO STATE Auburn	FLORIDA Gainesville	VANDERBILT Auburn	ARKANSAS Fayetteville	LSU Baton Rouge	OLE MISS Auburn	TENNESSEE TECH Auburn	GEORGIA Athens		ALABAMA Auburn
FLORIDA	WESTERN KENTUCKY Gainesville	TROY Gainesville	TENNESSEE Gainesville	OLE MISS Oxford	AUBURN Gainesville	LSU Baton Rouge		KENTUCKY Lexington	GEORGIA Jacksonville	VANDERBILT Gainesville	SOUTH CAROLINA Columbia	FLORIDA ATLANTIC Gainesville	FLORIDA STATE Gainesville
GEORGIA	OKLAHOMA STATE Athens	SOUTH CAROLINA Athens	WESTERN CAROLINA Athens	ALABAMA Tuscaloosa	OLE MISS Athens	TENNESSEE Knoxville	VANDERBILT Nashville		FLORIDA Jacksonville	TROY Athens	AUBURN Athens	KENTUCKY Athens	GEORGIA TECH Atlanta
KENTUCKY	EASTERN KENTUCKY Lexington	KENT STATE Lexington	LOUISVILLE Lexington	ARKANSAS Fayetteville	FLORIDA ATLANTIC Lexington	SO. CAROLINA Columbia (10/4)	LSU Lexington	FLORIDA Lexington	MISSISSIPPI STATE Lexington		VANDERBILT Nashville	GEORGIA Athens	TENNESSEE Lexington
LSU	MISS. STATE Starkville (Aug. 30)	VIRGINIA TECH Baton Rouge	MIDDLE TENNESSEE Baton Rouge	SOUTH CAROLINA Baton Rouge	TULANE New Orleans	FLORIDA Baton Rouge	KENTUCKY Lexington	AUBURN Baton Rouge		ALABAMA Tuscaloosa	LOUISIANA TECH Baton Rouge	OLE MISS Oxford	ARKANSAS Baton Rouge (11/23)
OLE MISS	MEMPHIS Memphis	MISSOURI Oxford	VANDERBILT Nashville	FLORIDA Oxford	GEORGIA Athens	LOUISIANA TECH Oxford	ALABAMA Oxford	ARKANSAS Oxford	AUBURN Auburn	NORTHWESTERN STATE Oxford		LSU Oxford	MISSISSIPPI STATE Starkville
MISSISSIPPI STATE	LSU Starkville (8/30)	TULANE New Orleans	AUBURN Auburn	JACKSONVILLE STATE Starkville	SOUTH CAROLINA Columbia	UAB Starkville	TENNESSEE Starkville	WEST VIRGINIA Morgantown	KENTUCKY Lexington		ALABAMA Starkville	ARKANSAS Little Rock	OLE MISS Starkville
SOUTH CAROLINA	LOUISIANA-LAFAYETTE Columbia	GEORGIA Athens	SO. CAROLINA Columbia	LSU Baton Rouge	MISSISSIPPI STATE Columbia	KENTUCKY Columbia (10/4)	NORTH CAROLINA Chapel Hill	VANDERBILT Columbia	TENNESSEE Knoxville	ARKANSAS Fayetteville	FLORIDA Columbia		CLEMSON Columbia
TENNESSEE	CALIFORNIA Berkeley	SOUTHERN MISS Knoxville	FLORIDA Gainesville	ARKANSAS Knoxville		GEORGIA Knoxville	MISSISSIPPI STATE Starkville	ALABAMA Tuscaloosa	SOUTH CAROLINA Knoxville	LOUISIANA-LAFAYETTE Knoxville	ARKANSAS Knoxville	VANDERBILT Knoxville	KENTUCKY Lexington
VANDERBILT	RICHMOND Nashville	ALABAMA Nashville	OLE MISS Nashville		EASTERN MICHIGAN Nashville	AUBURN Auburn	GEORGIA Nashville	SOUTH CAROLINA Columbia	MIAMI (OHIO) Nashville	FLORIDA Gainesville	KENTUCKY Nashville	TENNESSEE Knoxville	WAKE FOREST Nashville



2007 SEC CHAMPIONSHIP GAME • DECEMBER 1 • ATLANTA, GA.

Visit the SEC on the Internet at secsports.com



RAZORBACK FOOTBALL



RUSHES

GAME:

- 45 Madre Hill vs. Auburn (186 yards, 1 TD), 1995
- 42 Brandon Holmes vs. LSU (143 yards, 1 TD), 2000
- 40 DeCori Birmingham vs. Kentucky (196 yards, 2 TD), 2003
- 38 David Dickey vs. SMU (133 yards, 2 TD), 1966
- 36 Cedric Cobbs vs. Alabama (198 yards, 1 TD), 2003
- 36 Dickey Morton vs. SMU (189 yards, 0 TD), 1973
- 35 Bill Burnett vs. North Texas (185 yards, 2 TD), 1968
- 35 Bill Burnett vs. Baylor (133 yards, 3 TD), 1969
- 34 Cedric Cobbs vs. Boise State (174 yards, 2 TD), 2000
- 34 Dickey Morton vs. Baylor (157 yards, 2 TD), 1972
- 34 Marius Johnson vs. Tulsa (177 yards, 2 TD), 1993
- 33 Fred Talley vs. South Carolina (111 yards, 0 TD), 2001
- 33 Russell Cody vs. Oklahoma St. (140 yards, 0 TD), 1967
- 33 Dickey Morton vs. Texas Tech (135 yards, 0 TD), 1972

SEASON:

- 307 Madre Hill (1387 yards, 15 TD), 1995
- 284 Darren McFadden (1647 yards, 14 TD), 2006
- 242 Dickey Morton (1188 yards, 6 TD), 1972
- 232 Bobby Burnett (947 yards, 16 TD), 1965
- 227 Cedric Cobbs (1320 yards, 10 TD), 2003
- 226 Dickey Morton (1298 yards, 5 TD), 1973
- 220 Ben Cowins (1192 yards, 14 TD), 1977
- 209 Bill Burnett (900 yards, 19 TD), 1969
- 207 Bill Burnett (859 yards, 15 TD), 1968
- 197 Fred Talley (1119 yards, 2 TD), 2002
- 197 Oscar Malone (814 yards, 4 TD), 1996
- 188 Ben Cowins (1006 yards, 6 TD), 1978
- 187 Ike Forte (974 yards, 9 TD), 1974

CAREER:

- 635 Ben Cowins (3570 yards, 30 TD), 1975-78
- 595 Dickey Morton (3317 yards, 16 TD), 1971-73
- 589 Cedric Cobbs (3018 yards, 26 TD), 1999-2003
- 559 James Rouse (2887 yards, 38 TD), 1985-89
- 541 Madre Hill (2407 yards, 25 TDs) 1994-98
- 526 Bill Burnett (2204 yards, 46 TD), 1968-70
- 505 E.D. Jackson (2061 yards, 9 TD), 1989-92
- 498 Fred Talley (2661 yards, 11 TD), 1999-2002
- 460 Darren McFadden (2760 yards, 25 TD), 2005-Present
- 452 Quinn Grovey (1746 yards, 21 TD), 1987-90
- 450 Chrys Chukwuma (2168 yards, 24 TD), 1996-99
- 401 Marshall Foreman (1634 yards, 16 TD), 1983-86
- 392 Gary Anderson (1999 yards, 10 TD), 1979-82
- 382 Matt Jones (2535 yards, 24 TD), 2001-04

RUSHING YARDS GAINED

GAME:

- 271 Dickey Morton vs. Baylor (28 rushes, 2 TD), 1973
- 241 Fred Talley vs. Auburn (21 rushes, 1 TD), 2002
- 236 Leon Campbell vs. N. Texas (15 rushes, 2 TD), 1949
- 219 Darren McFadden vs. South Carolina (25 rushes, 2 TD), 2006
- 219 James Rouse vs. New Mexico (19 rushes, 4 TD), 1987
- 215 Ike Forte vs. Texas Tech (32 rushes, 2 TD), 1974
- 214 Fred Talley vs. Ole Miss (29 rushes, 2 TD), 2000
- 205 *Roland Sales vs. Oklahoma (22 rushes, 2 TD), 1978
- 203 Ben Cowins vs. Oklahoma St. (21 rushes, 2 TD), 1977
- 200 Madre Hill vs. Vanderbilt (29 rushes, 2 TD), 1995
- 198 Cedric Cobbs vs. Alabama (36 rushes, 1 TD), 2003
- 196 DeCori Birmingham vs. Kentucky (40 rushes, 2 TD), 2003
- 190 Darren McFadden vs. Georgia (31 rushes, 2 TD), 2005
- 189 Fred Talley vs. Central Florida (27 rushes, 2 TD), 2001
- 189 Lamar McHan vs. Texas A&M (26 rushes, 2 TD), 1951
- 189 Dickey Morton vs. SMU (36 rushes, 0 TD), 1973
- 187 Darren McFadden vs. So. Carolina (32 rushes, 0 TD), 2005
- 186 Madre Hill vs. Auburn (45 rushes, 1 TD), 1995
- 186 Ben Cowins vs. Houston (21 rushes, 1 TD), 1976
- 185 Bill Burnett vs. North Texas (35 rushes, 2 TD), 1968
- 184 Darren McFadden vs. Utah State (20 rushes, 2 TD), 2006

- 184 E.D. Jackson vs. SMU (29 rushes, 2 TD), 1990
 - 182 Darren McFadden vs. LSU (21 rushes, 2 TD), 2006
 - 182 Fred Talley vs. Kentucky (24 rushes, 0 TD), 2002
 - 181 Darren McFadden vs. Tennessee (30 rushes, 2 TD), 2006
 - 180 Ray Parks vs. Baylor (21 rushes, 2 TD), 1950
 - 178 Madre Hill vs. South Carolina (31 rushes, 6 TD), 1995
 - 177 Marius Johnson vs. Tulsa (34 rushes, 2 TD), 1993
 - 176 Barry Foster vs. TCU (17 rushes, 2 TD), 1989
 - 174 Cedric Cobbs vs. Boise State (34 rushes, 2 TD), 2000
- *1978 Orange Bowl*

SEASON:

- 1647 Darren McFadden (284 rushes, 14 TD), 2006
- 1387 Madre Hill (307 rushes, 15 TD), 1995
- 1320 Cedric Cobbs (227 rushes, 10 TD), 2003
- 1298 Dickey Morton (226 rushes, 5 TD), 1973
- 1192 Ben Cowins (220 rushes, 14 TD), 1977
- 1188 Dickey Morton (242 rushes, 6 TD), 1972
- 1168 Felix Jones (154 rushes, 6 TD), 2006
- 1162 Ben Cowins (183 rushes, 7 TD), 1976
- 1119 Fred Talley (197 rushes, 2 TD), 2002
- 1113 Darren McFadden (176 rushes, 11 TD), 2005
- 1006 Ben Cowins (188 rushes, 6 TD), 1978
- 1004 James Rouse (182 rushes, 17 TD), 1987
- 983 Ike Forte (174 rushes, 10 TD), 1975

CAREER:

- 3570 Ben Cowins (635 rushes, 30 TD), 1975-78
- 3317 Dickey Morton (595 rushes, 16 TD), 1971-73
- 3018 Cedric Cobbs (589 rushes, 26 TD), 1999-03
- 2887 James Rouse (559 rushes, 38 TD), 1985-89
- 2760 Darren McFadden (460 rushes, 25 TD), 2005-Present
- 2661 Fred Talley (498 rushes, 11 TD), 1999-02
- 2535 Matt Jones (382 rushes, 24 TD), 2001-04
- 2407 Madre Hill (541 rushes, 25 TD), 1994-98
- 2320 Oscar Malone (471 rushes, 14 TD), 1992-94, 1996
- 2204 Bill Burnett (526 rushes, 46 TD), 1968-70
- 2168 Chrys Chukwuma (450 rushes, 24 TD), 1996-99
- 2061 E.D. Jackson (505 rushes, 9 TD), 1989-92
- 1999 Gary Anderson (392 rushes, 10 TD), 1979-82
- 1977 Barry Foster (375 rushes, 19 TD), 1987-89
- 1957 Ike Forte (361 rushes, 19 TD), 1974-75

YARDS PER RUSH

SEASON: (min. 99 rushes)

- 7.62 Jerry Eckwood (104 rushes, 792 yards), 1975
- 7.58 Felix Jones (154 rushes, 1168 yards), 2006
- 6.54 Dickey Morton (127 rushes, 831 yards), 1971
- 6.34 Ben Cowins (183 rushes, 1162 yards), 1976
- 6.32 Felix Jones (99 rushes, 626 yards), 2005
- 6.32 Darren McFadden (176 rushes, 1113 yards), 2005
- 6.15 Geno Mazzanti (123 rushes, 757 yards), 1949
- 6.03 Oscar Malone (99 rushes, 571 yards), 1994
- 5.84 Chrys Chukwuma (149 rushes, 870 yards), 1998
- 5.81 Cedric Cobbs (227 rushes, 1320 yards), 2003
- 5.80 Darren McFadden (284 rushes, 1647 yards), 2006
- 5.76 Cedric Cobbs (116 rushes, 668 yards), 1999
- 5.74 Dickey Morton (226 rushes, 1298 yards), 1973
- 5.68 Fred Talley (197 rushes, 1119 yards), 2002
- 5.65 Ike Forte (174 rushes, 983 yards), 1975

CAREER: (min. 250 rushes)

- 7.09 Felix Jones (253 rushes, 1794 yards), 2005-Present
- 6.64 Matt Jones (382 rushes, 2535 yards), 2001-04
- 6.00 Darren McFadden (460 rushes, 2760 yards), 2005-Present
- 5.62 Ben Cowins (635 rushes, 3570 yards), 1975-78
- 5.57 Dickey Morton (595 rushes, 3317 yards), 1971-73
- 5.57 Jerry Eckwood (340 rushes, 1895 yards), 1974-76, 78
- 5.42 Ike Forte (361 rushes, 1957 yards), 1974-75
- 5.34 Fred Talley (498 rushes, 2661 yards), 1999-02
- 5.27 Barry Foster (375 rushes, 1977 yards), 1987-89

- 5.21 Clyde Scott (281 rushes, 1463 yards), 1946-48
- 5.16 James Rouse (559 rushes, 2887 yards), 1985-89
- 5.12 Cedric Cobbs (589 rushes, 3018 yards), 1999-2003
- 5.10 Chrys Chukwuma (323 rushes, 1646 yards) 1996-98
- 5.10 Gary Anderson (392 rushes, 1999 yards), 1979-82
- 4.95 Gerald Nesbitt (335 rushes, 1658 yards), 1955-57

RUSHING TOUCHDOWNS

GAME:

- 6 Madre Hill vs. South Carolina, 1995
- 5 Jessie Clark vs. Baylor, 1981
- 5 Gene Davidson vs. Hendrix, 1915
- 5 Gene Davidson vs. Oklahoma Mines, 1916

SEASON:

- 19 Bill Burnett, 1969
- 17 James Rouse, 1987
- 16 Bobby Burnett, 1965
- 15 Madre Hill, 1995
- 15 Bill Burnett, 1968
- 14 Darren McFadden, 2006
- 14 Ben Cowins, 1977
- 14 Billy Moore, 1962
- 13 David Dickey, 1967
- 12 Bill Burnett, 1970
- 11 Ron Calcagni, 1978
- 11 Darren McFadden, 2005
- 10 Cedric Cobbs, 2003
- 10 Ike Forte, 1975
- 10 Joe Johnson, 1986

CAREER:

- 46 Bill Burnett, 1968-70
- 38 James Rouse, 1985-89
- 30 Ben Cowins, 1975-78
- 26 Cedric Cobbs, 1999-2003
- 25 Darren McFadden, 2005-Present
- 25 Madre Hill, 1994-98
- 25 David Dickey, 1966-68
- 24 Matt Jones, 2001-04
- 24 Chrys Chukwuma, 1996-99
- 22 Bobby Burnett, 1963-65
- 21 Quinn Grovey, 1987-90
- 20 Billy Moore, 1960-62

100-YARD RUSHING GAMES

SEASON:

- 7 Darren McFadden, 2006
- 7 Cedric Cobbs, 2003
- 6 Madre Hill, 1995
- 6 Dickey Morton, 1972
- 6 Dickey Morton, 1973
- 6 Ben Cowins, 1977
- 5 Felix Jones, 2006
- 5 Darren McFadden, 2005
- 5 Bill Burnett, 1969
- 5 Bobby Burnett, 1965
- 5 Jerry Eckwood, 1975
- 5 Ben Cowins, 1976
- 5 Ben Cowins, 1978

CAREER:

- 16 Ben Cowins, 1975-78
- 15 Dickey Morton, 1971-73
- 12 Darren McFadden, 2005-Present
- 11 Cedric Cobbs, 1999-2003
- 11 Fred Talley, 1999-2002
- 9 Bill Burnett, 1968-70
- 9 Oscar Malone, 1992-94, 1996
- 8 Matt Jones, 2001-04
- 8 Ike Forte, 1974-75
- 8 James Rouse, 1985, 87-89
- 8 Madre Hill, 1994-98
- 7 Felix Jones, 2005-Present
- 6 Jerry Eckwood, 1975-76, 78





UNIVERSITY OF ARKANSAS

100-YARD RUSHING GAMES (250)

2007 RECORDS | INDIVIDUAL RECORDS-RUSHING

PLAYER	DATE	ATTEMPTS	NET YARDS	AVG.	TD	OPPONENT	PLAYER	DATE	ATTEMPTS	NET YARDS	AVG.	TD	OPPONENT
Dickey Morton	10/13/73	28	271	9.7	2	Baylor	Cedric Cobbs	12/31/2003	27	141	5.2	1	Missouri
Fred Talley	10/11/2002	21	241	11.5	1	Auburn	Oscar Malone	9/11/93	22	141	6.4	1	South Carolina
Leon Campbell	9/24/49	15	236	15.7	2	North Texas	Clyde Scott	10/2/48	17	140	8.2	3	TCU
Darren McFadden	11/4/2006	25	219	8.8	2	South Carolina	Geno Mazzanti	10/22/49	16	140	8.8	0	Vanderbilt
James Rouse	11/28/87	19	219	11.5	4	New Mexico	Russell Cody	10/23/67	33	140	4.2	0	Oklahoma State
Ike Forte	11/23/74	32	215	6.7	2	Texas Tech	De'Arrius Howard	9/10/2005	21	139	6.6	1	Vanderbilt
Fred Talley	11/4/2000	29	214	7.4	2	Ole Miss	Darryl Bowles	9/18/82	27	138	5.1	1	Navy
Roland Sales	1/1/78	22	205	9.3	2	Oklahoma	Felix Jones	11/24/2006	16	137	8.6	1	LSU
Ben Cowins	9/17/77	21	203	9.7	2	Oklahoma State	Felix Jones	9/3/2005	8	137	17.1	1	Missouri State
Madre Hill	9/30/95	29	200	6.9	2	Vanderbilt	Dickey Morton	9/30/72	26	137	5.3	0	Tulsa
Cedric Cobbs	9/27/2003	36	198	5.5	1	Alabama	Dickey Morton	9/29/73	27	137	5.1	1	Iowa State
DeCori Birmingham	11/1/2003	40	196	4.9	2	Kentucky	Fred Talley	10/26/2002	20	136	6.8	0	Ole Miss
Darren McFadden	10/22/2005	31	190	6.1	2	Georgia	Marius Johnson	12/30/95	29	136	4.7	0	North Carolina
Fred Talley	11/10/2001	27	189	7.0	2	Central Florida	Peyton Hillis	9/3/2005	14	135	9.6	3	Missouri State
Lamar McHan	11/3/51	26	189	7.3	2	Texas A&M	Fred Talley	10/6/2001	17	135	7.9	1	Weber State
Dickey Morton	11/17/73	36	189	5.3	0	SMU	Dickey Morton	11/25/72	33	135	4.1	0	Texas Tech
Darren McFadden	11/5/2005	32	187	5.8	0	South Carolina	Henry Moore	10/30/54	26	134	5.2	1	Texas A&M
Ben Cowins	10/23/76	21	186	8.9	1	Houston	David Dickey	11/12/66	38	133	3.5	2	SMU
Madre Hill	10/28/95	45	186	4.1	1	Auburn	Bill Burnett	10/11/69	35	133	3.8	3	Baylor
Bill Burnett	10/26/68	35	185	5.3	2	North Texas	Dickey Morton	9/23/72	26	133	5.1	1	Oklahoma State
Darren McFadden	9/9/2006	20	184	9.2	2	Utah State	James Rouse	10/14/89	19	133	7.0	1	Rice
E.D. Jackson	11/24/90	29	184	6.3	2	SMU	James Rouse	11/11/89	28	133	4.8	1	Baylor
Darren McFadden	11/24/2006	21	182	8.7	2	LSU	Matt Jones	11/15/2003	7	132	18.9	3	New Mexico St.
Fred Talley	10/19/2002	24	182	7.6	0	Kentucky	Bobby Burnett	10/23/65	18	132	7.3	3	North Texas
Darren McFadden	11/11/2006	30	181	6.0	2	Tennessee	Bobby Burnett	11/20/65	30	132	4.4	3	Texas Tech
Ray Parks	10/14/50	21	180	8.6	2	Baylor	Chrys Chukwuma	9/5/98	12	132	11.0	2	USL
Madre Hill	9/9/95	31	178	5.7	6	South Carolina	Matt Jones	11/17/2001	10	131	13.1	0	Mississippi State
Marius Johnson	11/13/93	34	177	5.2	2	Tulsa	Lance Alworth	11/14/59	15	131	8.7	1	SMU
Barry Foster	10/7/89	17	176	10.4	2	TCU	Ike Forte	9/27/75	17	131	7.7	0	Tulsa
Cedric Cobbs	9/16/2000	34	174	5.1	2	Boise State	Bill Burnett	11/23/68	29	130	4.5	2	Texas Tech
Cedric Cobbs	11/28/2003	21	169	8.0	1	LSU	Bill Burnett	11/8/69	25	130	5.2	2	Rice
Darryl Bowles	11/17/79	16	169	10.6	2	Texas A&M	Michael Forrest	10/29/77	25	130	5.2	1	Rice
Ken Holland	9/20/47	9	168	18.7	3	NW (La.) State	Darren McFadden	10/28/2006	18	129	7.2	1	Louisiana-Monroe
E.D. Jackson	9/5/92	29	167	5.8	0	Citadel	Matt Jones	11/16/2002	13	129	9.9	1	La.-Lafayette
Chrys Chukwuma	11/27/98	29	166	5.7	2	LSU	Lewis Carpenter	11/24/51	20	129	6.5	0	Tulsa
Darren McFadden	11/19/2005	21	165	7.9	2	Mississippi State	De'Arrius Howard	11/20/2004	29	125	4.3	1	Mississippi State
Geno Mazzanti	11/26/49	23	165	7.2	2	Tulsa	Harry Jones	9/18/65	6	128	21.3	1	Oklahoma State
Buddy Sutton	11/22/52	21	164	7.8	1	Tulsa	Oscar Malone	10/8/94	15	128	8.5	1	Tennessee
Ben Cowins	9/18/76	17	163	9.6	0	Oklahoma State	DeCori Birmingham	9/18/2004	14	127	9.1	1	La.-Monroe
Jerry Eckwood	10/4/75	14	162	11.6	1	TCU	Ron Calcagni	10/22/77	18	127	7.1	0	Houston
Ike Forte	9/13/75	26	161	6.2	3	Air Force	Matt Jones	11/13/2004	5	126	25.2	1	Ole Miss
Gary Anderson	12/31/82	26	161	6.2	2	Florida	Geno Mazzanti	11/5/49	15	126	8.4	0	Rice
Fred Talley	10/29/2000	26	161	6.2	1	Auburn	Billy Moore	9/29/62	9	126	14.0	2	Tulsa
Mike Saint	11/20/71	29	160	5.5	0	Texas Tech	Ben Cowins	9/11/76	16	126	7.9	2	Utah State
Mark Calcagni	11/2/85	22	160	7.3	1	Rice	Oscar Malone	11/9/96	32	126	3.9	0	Ole Miss
Dickey Morton	10/27/72	34	157	4.6	2	Baylor	Darren McFadden	11/8/2005	11	125	11.4	2	Louisiana-Monroe
Dickey Morton	10/27/73	17	156	9.2	1	Tulsa	Leon Campbell	9/25/48	19	125	6.6	2	East Texas State
Jerry Eckwood	9/20/75	20	156	7.8	1	Oklahoma State	Lamar McHan	10/3/53	21	125	6.0	0	TCU
Ben Cowins	9/10/77	17	156	9.2	1	New Mexico State	Henry Moore	10/16/54	13	125	9.6	1	Texas
Gary Anderson	12/27/80	11	156	14.2	1	Tulane							
Jon Richardson	9/18/71	24	154	6.4	2	Oklahoma State							
Madre Hill	10/14/95	26	154	5.9	1	Ole Miss							
Ike Forte	10/26/74	20	153	7.7	2	Colorado State							
Oscar Malone	9/3/94	19	151	7.9	2	SMU							
Madre Hill	11/11/95	27	151	5.6	1	USL							
Felix Jones	1/1/2007	14	150	10.7	2	Wisconsin							
Cedric Cobbs	11/22/2003	30	150	5.0	2	Mississippi State							
Marshall Foreman	10/6/84	21	150	7.1	1	TCU							
Ben Cowins	12/2/78	19	148	7.8	2	Texas Tech							
Dickey Morton	11/3/73	27	147	5.4	0	Texas A&M							
Ben Cowins	11/20/76	28	147	5.3	1	SMU							
Dickey Morton	10/23/71	13	146	11.2	1	North Texas							
Mike Kirkland	11/16/74	23	146	6.3	1	SMU							
Jerry Eckwood	9/27/75	19	146	7.7	1	Tulsa							
Darren McFadden	10/7/2006	28	145	5.2	1	Auburn							
Cedric Cobbs	9/6/2003	12	145	12.1	1	Tulsa							
Ben Cowins	9/16/78	15	144	9.6	0	Vanderbilt							
Jerry Eckwood	9/13/75	11	143	13.0	1	Air Force							
Ike Forte	10/25/75	21	143	6.8	2	Utah State							
Oscar Malone	11/27/93	10	143	14.3	2	LSU							
Brandon Holmes	11/24/2000	42	143	3.4	1	LSU							
Chrys Chukwuma	9/19/98	17	142	8.4	0	SMU							
Fred Talley	11/11/2000	27	142	5.3	1	Tennessee							
Felix Jones	10/28/2006	9	141	15.7	1	Louisiana-Monroe							



Ben Cowins is Arkansas' career leader in rushing attempts (635), rushing yards (3,570) and 100-yard games (16). Junior Darren McFadden tied the school record with seven 100-yard rushing games in 2006.



RAZORBACK FOOTBALL



Junior Felix Jones has seven career 100-yard rushing games.



Sophomore Michael Smith had his first 100-yard game last year, gaining 116 yards and scoring two touchdowns on eight carries against Southeast Missouri.

PLAYER	DATE	ATTEMPTS	NET YARDS	AVG.	TD	OPPONENT
James Tolbert	11/15/80	29	125	4.3	2	Texas A&M
James Rouse	10/12/85	14	125	8.9	1	Texas Tech
Barry Foster	10/28/89	20	125	6.3	0	Houston
B.J. Edmonds	10/6/84	13	124	9.5	1	TCU
Michael Jenkins	9/9/99	9	124	13.8	1	Middle Tenn. State
Gerald Nesbitt	10/20/56	11	123	11.2	2	Texas
Harry Jones	10/23/65	6	123	20.5	1	North Texas
Dickey Morton	10/2/71	14	123	8.8	1	TCU
Scott Bull	11/15/75	14	123	8.8	1	SMU
Carlton Calvin	11/27/93	14	123	8.8	2	LSU
Oscar Malone	10/19/96	20	123	6.2	0	South Carolina
Jack Robbins	11/26/36	21	122	5.8	1	Tulsa
Don Christian	10/27/56	23	122	5.3	2	Ole Miss
Harry Jones	10/2/65	11	122	11.1	2	TCU
Bruce Maxwell	9/24/66	27	122	4.5	2	Tulsa
De'Arrius Howard	11/23/2002	25	121	4.8	0	Miss. State
Jack Brasuell	11/7/64	26	121	4.7	0	Rice
Dickey Morton	10/28/72	21	121	5.8	1	North Texas
Ben Cowins	10/30/76	20	121	6.1	1	Rice
Gary Anderson	11/1/80	14	121	8.6	1	Rice
James Rouse	10/10/87	18	121	6.7	1	Texas Tech
De'Arrius Howard	9/3/05	12	120	10.0	0	Missouri State
Jim Mooty	10/25/58	14	120	8.6	2	Ole Miss
Jerry Eckwood	10/11/75	15	120	8.0	1	Baylor
E.D. Jackson	11/23/91	20	120	6.0	0	Rice
Madre Hill	9/26/98	20	120	6.0	1	Alabama
Clyde Scott	9/18/48	10	119	11.9	0	Abeline Christian
Bill Burnett	9/20/69	19	119	6.3	1	Oklahoma State
Mike Kirkland	9/13/75	12	119	9.9	1	Air Force
Fred Talley	11/29/2002	15	118	7.9	1	LSU
Ben Cowins	9/30/78	21	118	5.6	2	Tulsa
Marshall Foreman	10/13/84	24	118	4.9	0	Texas Tech
Oscar Malone	11/21/92	12	118	9.8	1	SMU
Gerald Nesbitt	10/13/56	20	117	5.9	0	Baylor
Fred Marshall	10/10/64	23	117	5.1	1	Baylor
Ben Cowins	9/24/77	16	117	7.3	1	Tulsa
Ben Cowins	11/4/78	23	117	5.1	0	Rice
Michael Smith	10/14/2006	8	116	14.5	2	SE Missouri State
Bobby Burnett	11/6/65	28	116	4.1	2	Rice
Scott Bull	10/11/75	10	116	11.6	2	Baylor
Jessie Clark	9/11/82	11	116	10.5	1	Tulsa
Cedric Cobbs	9/13/2003	20	115	5.8	1	Texas
Clyde Scott	11/1/47	22	115	5.2	1	Texas A&M
Henry Moore	10/15/55	21	115	5.5	0	Texas
Ben Cowins	11/19/77	19	115	6.1	2	SMU
Greg Thomas	9/14/85	24	115	4.8	0	Ole Miss
James Rouse	12/2/89	20	115	5.8	1	SMU
Chrys Chukwuma	10/30/99	19	115	6.1	1	Auburn
Jon Richardson	11/21/70	31	114	3.7	2	Texas Tech
Ben Cowins	10/29/77	15	114	7.6	2	Rice

PLAYER	DATE	ATTEMPTS	NET YARDS	AVG.	TD	OPPONENT
James Rouse	10/28/89	19	114	6.0	1	Houston
Fred Talley	11/3/2001	23	113	4.9	0	Ole Miss
Clyde Scott	10/9/48	16	113	7.1	1	Baylor
Dickey Morton	10/9/71	17	113	6.6	1	Baylor
Ike Forte	11/15/74	17	113	6.6	0	SMU
James Tolbert	10/31/81	12	113	9.4	2	Rice
Greg Thomas	11/22/86	16	113	7.1	3	SMU
Oscar Malone	9/17/94	9	113	12.6	0	Alabama
Darren McFadden	9/23/2006	25	112	4.5	1	Alabama
Matt Jones	11/1/2003	15	112	7.5	1	Kentucky
Jim Mooty	10/31/59	19	112	5.9	2	Texas A&M
John Eichler	10/7/67	15	112	7.5	1	TCU
Russell Cody	11/8/69	8	112	14.0	0	Rice
Russ Garber	11/7/70	18	112	6.2	0	Rice
Marshall Foreman	10/27/84	29	112	3.9	1	Houston
E.D. Jackson	12/29/91	28	112	4.0	2	Georgia
Matt Jones	11/6/2004	10	111	11.1	1	South Carolina
Fred Talley	10/13/2001	33	111	3.4	0	South Carolina
Clyde Scott	9/20/47	8	111	13.9	2	NW (La.) State
Danny Brabham	10/6/62	21	111	5.3	2	TCU
Bobby Burnett	10/30/65	25	111	4.4	2	Texas A&M
Bill Burnett	11/16/68	24	111	4.6	3	SMU
Ben Cowins	11/12/77	30	111	3.7	2	Texas A&M
James Tolbert	10/4/80	20	111	5.6	0	TCU
Gary Anderson	9/19/81	14	111	7.9	0	Northwestern
Matt Jones	11/3/2001	18	110	6.1	2	Ole Miss
Geno Mazzanti	11/12/49	16	110	6.9	0	SMU
Ben Cowins	11/11/78	26	110	4.2	0	Baylor
JuJu Harshaw	10/7/89	16	110	6.9	2	TCU
De'Arrius Howard	9/18/2004	13	109	8.4	1	La.-Monroe
Bill Burnett	10/10/70	27	109	4.0	2	Baylor
Rod Stinson	11/15/97	19	109	5.7	1	Tennessee
Darren McFadden	11/15/2005	13	108	8.3	2	Auburn
Bruce Maxwell	10/25/69	18	108	6.0	1	Wichita State
Bruce Maxwell	1/1/70	8	108	13.5	0	Ole Miss
James Rouse	9/19/88	22	108	4.9	2	Tulsa
Oscar Malone	10/12/96	16	109	6.8	1	Louisiana Tech
Kay Eakin	9/24/38	20	107	5.4	1	Oklahoma State
Roland Sales	9/13/79	20	107	5.4	0	Texas Tech
Cedric Cobbs	11/13/99	15	107	7.1	0	Tennessee
Felix Jones	10/14/2006	5	106	21.2	1	SE Missouri State
Fred Marshall	10/10/64	15	106	7.1	1	Baylor
Dickey Morton	11/10/73	26	106	4.1	1	Rice
Ike Forte	10/11/75	23	106	4.6	2	Baylor
Nathan Jones	10/19/82	7	106	15.1	0	Texas Tech
Marshall Foreman	10/4/86	31	106	3.4	1	TCU
Marius Johnson	11/27/93	19	106	5.6	0	LSU
Madre Hill	10/3/98	23	106	4.6	0	Kentucky
Gerald Nesbitt	10/22/55	13	105	8.1	0	Ole Miss
Mike Saint	10/24/70	21	105	5.0	1	Wichita State
Dickey Morton	10/21/72	22	105	4.8	0	Texas
JuJu Harshaw	11/5/88	20	105	5.3	1	Baylor
Quinn Grovey	10/14/89	8	105	13.1	1	Texas Tech
Madre Hill	9/16/95	26	105	4.0	0	Alabama
Felix Jones	10/7/2006	13	104	8.0	1	Auburn
Cedric Cobbs	9/20/2003	20	104	5.2	2	North Texas
Bill Burnett	11/15/69	26	103	4.0	2	SMU
Jon Richardson	9/11/71	18	103	5.7	0	California
Gary Anderson	9/1/80	9	103	11.4	1	Texas
Derrick Thomas	9/29/84	8	103	12.9	0	Navy
Barry Foster	11/26/88	8	103	12.9	1	Miami
Chrys Chukwuma	10/12/96	12	103	8.6	1	Louisiana Tech
Felix Jones	11/8/2005	14	102	7.3	2	Louisiana-Monroe
Matt Jones	9/13/2003	12	102	8.5	1	Texas
Jack Brasuell	10/10/64	32	102	3.2	1	Baylor
Bobby Burnett	11/13/65	26	102	3.9	1	SMU
Cedric Cobbs	11/17/2001	18	101	5.6	3	Mississippi State
Richard Miller	10/29/28	11	101	9.2	0	Texas A&M
Rolland Fuchs	11/15/75	24	101	4.2	0	SMU
Gary Anderson	10/11/80	13	101	7.8	0	Wichita State
Quinn Grovey	10/15/88	18	101	5.6	1	Texas
Cedric Cobbs	11/3/2001	22	100	4.5	2	Ole Miss
Gerald Nesbitt	10/26/57	18	100	5.6	0	Ole Miss
Bill Burnett	11/27/69	20	100	5.0	3	Texas Tech
Ike Forte	10/12/74	18	100	5.6	0	Baylor
Jerry Eckwood	9/23/78	14	100	7.1	0	Oklahoma State
Roland Sales	10/29/79	15	100	6.7	2	Tulsa

INDIVIDUAL RECORDS - RUSHING | RECORDS

2007



UNIVERSITY OF ARKANSAS

PASS ATTEMPTS

GAME:

- 52 Clint Stoerner vs. Alabama (24 comp, 316 yds, 1 TD, 1 INT), 1999
- 51 Joe Ferguson vs. Texas A&M (31 comp, 345 yds, 0 TD, 1 INT), 1971
- 43 Clint Stoerner vs. Auburn (20 comp, 325 yds, 2 TD, 1 INT), 1997
- 42 Clint Stoerner vs. Memphis (19 comp, 296 yds, 1 TD, 2 INT), 1998
- 41 Barry Lunney Jr. vs. Auburn (17 comp, 286 yds, 2 TD, 1 INT), 1993
- 41 John Eichler vs. Wichita State (23 comp, 279 yds, 2 TD 0 INT), 1969
- 40 ***Robby Hampton vs. UNLV (18 comp, 183 yds, 2 TD, 0 INT), 2000
- 39 Matt Jones vs. Florida (23 comp, 252 yds, 1 TD, 3 INT), 2004
- 39 Clint Stoerner vs. Ole Miss (17 comp, 201 yds, 1 TD, 3 INT), 1997
- 39 *Kevin Scanlon vs. Alabama (22 comp, 245 yds, 1 TD, 1 INT), 1980
- 39 **Bill Montgomery vs. Georgia (17 comp, 185 yds, 1 TD, 1 INT), 1968
- 38 Clint Stoerner vs. LSU (27 comp, 334 yds, 2 TD, 0 INT), 1998
- 38 Clint Stoerner vs. LSU (18 comp, 387 yds, 2 TD, 0 INT), 1997
- 38 Joe Ferguson vs. Texas (14 comp, 143 yds, 1 TD, 2 INT), 1972
- 38 Quinn Grovey vs. Houston (18 comp, 236 yds, 3 TD, 2 INT), 1990

*1980 Sugar Bowl **1968 Sugar Bowl
***2000 Las Vegas Bowl

SEASON:

- 357 Clint Stoerner (173 comp, 2347 yds, 12 TD, 13 INT), 1997
- 317 Clint Stoerner (177 comp, 2293 yds, 19 TD, 10 INT), 1999
- 312 Clint Stoerner (167 comp, 2629 yds, 26 TD, 8 INT), 1998
- 292 Barry Lunney Jr. (180 comp, 2181 yds, 12 TD, 10 INT), 1995
- 271 Joe Ferguson (160 comp, 2203 yds, 11 TD, 12 INT), 1971
- 264 Matt Jones (151 comp, 2073 yds, 15 TD, 12 INT), 2004
- 261 Robby Hampton (145 comp, 1548 yds, 13 TD, 8 INT), 2000
- 257 Brad Taylor (139 comp, 1837 yds, 9 TD, 8 INT), 1983
- 254 Joe Ferguson (119 comp, 1484 yds, 9 TD, 15 INT), 1972
- 235 Quinn Grovey (120 comp, 1886 yds, 18 TD, 10 INT), 1990
- 234 Matt Jones (122 comp, 1592 yds, 16 TD, 8 INT), 2002
- 234 Bill Montgomery (134 comp, 1595 yds, 10 TD, 8 INT), 1968
- 230 Matt Jones (132 comp, 1917 yds, 18 TD, 7 INT), 2003
- 224 Pete Burks (115 comp, 1390 yds, 6 TD, 9 INT), 1996
- 202 Barry Lunney Jr. (104 comp, 1241 yds, 6 TD, 7 INT), 1993

CAREER:

- 1023 Clint Stoerner (528 comp, 7422 yds, 57 TD, 37 INT), 1996-99
- 856 Barry Lunney Jr. (476 comp, 5782 yds, 33 TD, 28 INT), 1992-95

- 755 Matt Jones (417 comp, 5857 yds, 53 TD, 30 INT), 2001-04
- 644 Brad Taylor (333 comp, 4802 yds, 23 TD, 32 INT), 1981-84
- 611 Joe Ferguson (327 comp, 4431 yds, 24 TD, 32 INT), 1970-72
- 602 Bill Montgomery (337 comp, 4590 yds, 29 TD, 24 INT), 1968-70
- 526 Quinn Grovey (292 comp, 4496 yds, 29 TD, 26 INT), 1987-90
- 432 Tom Jones (238 comp, 2927 yds, 20 TD, 24 INT), 1979-82
- 421 Lamar McHan (186 comp, 2574 yds, 19 TD, 27 INT), 1951-53
- 386 Jack Robbins (198 comp, 2553 yds, 19 TD, 32 INT), 1935-37

PASS COMPLETIONS

GAME:

- 31 Joe Ferguson vs. Texas A&M (51 atts, 345 yds, 0 TD, 1 INT), 1971
- 27 Clint Stoerner vs. LSU (38 atts, 334 yds, 2 TD, 0 INT), 1998
- 24 Clint Stoerner vs. Alabama (52 atts, 316 yds, 1 TD, 1 INT), 1999
- 23 Matt Jones vs. Florida (39 atts, 252 yds, 1 TD, 3 INT), 2004
- 23 Clint Stoerner vs. Tennessee (37 atts, 194 yds, 0 TD, 0 INT), 1997
- 23 John Eichler vs. Wichita State (41 atts, 279 yds, 2 TD, 0 INT), 1969
- 22 Barry Lunney Jr. vs. Tennessee (27 atts, 276 yds, 3 TD, 0 INT), 1995
- 22 Bill Montgomery vs. Baylor (34 atts, 260 yds, 1 TD, 2 INT), 1968
- 22 *Kevin Scanlon vs. Alabama (39 atts, 245 yds, 1 TD, 1 INT), 1980
- 20 Matt Jones vs. Florida (30 att, 299 yds, 3 TD, 2 INT), 2003
- 20 Robby Hampton vs. Alabama (33 atts, 173 yds, 2 TD, 1 INT), 2000
- 20 Clint Stoerner vs. Auburn (43 atts, 325 yds, 2 TD, 1 INT), 1997
- 20 Barry Lunney Jr. vs. Memphis (30 atts, 247 yds, 2 TD, 1 INT), 1995
- 20 Joe Ferguson vs. TCU (32 atts, 304 yds, 4 TD, 0 INT), 1972
- 20 Barry Lunney Jr. vs. SMU (36 atts, 177 yds, 1 TD, 0 INT), 1992
- 20 Joe Ferguson vs. Oklahoma St. (29 atts, 228 yds, 0 TD, 0 INT), 1971
- 20 Bill Montgomery vs. Texas A&M (28 atts, 258 yds, 2 TD, 0 INT), 1968

*1980 Sugar Bowl

SEASON:

- 180 Barry Lunney Jr. (292 atts, 2181 yds, 12 TD, 10 INT), 1995
- 177 Clint Stoerner (317 atts, 2293 yds, 19 TD, 10 INT), 1999
- 173 Clint Stoerner (357 atts, 2347 yds, 12 TD, 13 INT), 1997
- 167 Clint Stoerner (312 atts, 2629 yds, 26 TD, 8 INT), 1998
- 160 Joe Ferguson (271 atts, 2203 yds, 11 TD, 12 INT), 1971
- 151 Matt Jones (264 atts, 2073 yds, 15 TD, 12 INT), 2004
- 145 Robby Hampton (261 atts, 1548 yds, 13 TD, 8 INT), 2000
- 139 Brad Taylor (257 atts, 1837 yds, 9 TD, 8 INT), 1983
- 134 Bill Montgomery (234 atts, 1595 yds, 10 TD, 8 INT), 1968

- 132 Matt Jones (230 att, 1917 yds, 18 TD, 7 INT), 2003
- 122 Matt Jones (234 atts, 1592 yds, 16 TD, 8 INT), 2002
- 120 Quinn Grovey (235 atts, 1886 yds, 18 TD, 10 INT), 1990
- 119 Joe Ferguson (254 atts, 1484 yds, 9 TD, 15 INT), 1972
- 115 Pete Burks (224 atts, 1390 yds, 6 TD, 9 INT), 1996
- 110 Bill Montgomery (195 atts, 1662 yds, 10 TD, 9 INT), 1970
- 104 Barry Lunney Jr. (202 atts, 1241 yds, 6 TD, 7 INT), 1993
- 101 Barry Lunney Jr. (183 atts, 1345 yds, 11 TD, 6 INT), 1994

CAREER:

- 528 Clint Stoerner (1023 atts, 7422 yds, 57 TD, 37 INT), 1996-99
- 476 Barry Lunney Jr. (856 atts, 5782 yds, 33 TD, 28 INT), 1992-95
- 417 Matt Jones (755 atts, 5857 yds, 53 TD, 30 INT), 2001-04
- 337 Bill Montgomery (602 atts, 4590 yds, 29 TD, 24 INT), 1968-70
- 333 Brad Taylor (644 atts, 4802 yds, 23 TD, 32 INT), 1981-84
- 327 Joe Ferguson (611 atts, 4431 yds, 24 TD, 32 INT), 1970-72
- 292 Quinn Grovey (526 atts, 4496 yds, 29 TD, 26 INT), 1987-90
- 238 Tom Jones (432 atts, 2927 yds, 20 TD, 24 INT), 1979-82
- 198 Jack Robbins (386 atts, 2553 yds, 19 TD, 32 INT), 1935-37
- 186 Lamar McHan (421 atts, 2574 yds, 19 TD, 42 INT), 1951-53

COMPLETION PERCENTAGE

GAME: (min 13-19 att.):

- .857 Billy Moore (12-14) vs. Tulsa, 1962
- .846 Brad Taylor (11-13) vs. Tulsa, 1984
- .813 Matt Jones (13-16) vs. New Mexico State, 2004
- .812 Clint Stoerner (13-16) vs. South Carolina, 1999
- .800 Mitch Mustain (12-15) vs. Ole Miss, 2006
- .800 Kevin Scanlon (12-15) vs. Texas A&M, 1979
- .800 Bill Montgomery (12-15) vs. Oklahoma State, 1970
- .800 Joe Ferguson (12-15) vs. North Texas, 1972
- .786 Matt Jones (11-14) vs. South Carolina, 2003
- .786 Quinn Grovey (11-14) vs. Houston, 1989
- .786 Greg Thomas (11-14) vs. Texas A&M, 1986

(min. 20 att. or more)

- .818 Ronny South (18-22) vs. Texas A&M, 1967
- .815 Barry Lunney Jr. (22-27) vs. Tennessee, 1995
- .800 Kevin Scanlon (16-20) vs. Rice, 1979
- .773 Robby Hampton (17-22) vs. SW Missouri St., 2000
- .739 Brad Taylor (17-23) vs. Baylor, 1981
- .731 Clint Stoerner (19-26) vs. Auburn, 1999
- .714 Brad Taylor (20-28) vs. SMU, 1984
- .714 Bill Montgomery (20-28) vs. Texas A&M, 1968
- .711 Clint Stoerner (27-38) vs. LSU, 1998
- .708 Casey Dick (17-24) vs. Ole Miss, 2005
- .700 Greg Thomas (14-20) vs. TCU, 1986
- .700 Bill Montgomery (14-20) vs. North Texas, 1968
- .700 Jon Brittenum (14-20) vs. Texas Tech, 1965



RAZORBACK FOOTBALL



SEASON: (min. 100 att.)

- .662 Kevin Scanlon (92-139), 1979
- .625 Jack Robbins (95-162), 1935
- .616 Barry Lunney Jr. (180-292), 1995
- .615 Greg Thomas (67-109), 1986
- .602 Ron Calcagni (62-103), 1978
- .592 Ronny South (84-142), 1967
- .590 Joe Ferguson (160-271), 1971
- .574 Matt Jones (132-230), 2003
- .573 Bill Montgomery (134-234), 1968
- .572 Matt Jones (151-264), 2004
- .564 Bill Montgomery (110-195), 1970

CAREER (min 200 att.)

- .560 Bill Montgomery (337-602), 1968-70
- .556 Robby Hampton (170-306), 1999-2000
- .556 Barry Lunney Jr. (476-856), 1992-95
- .555 Quinn Grovey (292-526), 1987-90
- .552 Matt Jones (417-755), 2001-04
- .551 Tom Jones (238-432), 1979-82
- .535 Joe Ferguson (327-611), 1970-72
- .516 Clint Stoerner (528-1023), 1996-99
- .513 Jack Robbins (198-386), 1935-37
- .508 Ron Calcagni (156-307), 1975-78
- .494 Jon Brittenum (169-342), 1963, 1965-66
- .475 Mike Kirkland (96-202), 1973-75

PASSING YARDS

GAME:

- 387 Clint Stoerner vs. LSU (18-38, 2 TD, 0 INT), 1997
- 345 Joe Ferguson vs. Texas A&M (31-51, 0 TD, 1 INT), 1971
- 338 *Bill Montgomery vs. Ole Miss (17-34, 1 TD, 4 INT), 1969
- 335 Ronny South vs. Texas Tech (18-33), 1967
- 334 Clint Stoerner vs. LSU (27-38, 2 TD, 0 INT), 1998
- 325 Clint Stoerner vs. Auburn (20-43, 2 TD, 1 INT), 1997
- 316 Clint Stoerner vs. Alabama (24-52, 1 TD, 1 INT), 1999
- 307 **Brad Taylor vs. North Carolina (14-29, 2 TD, 0 INT), 1981
- 304 Joe Ferguson vs. TCU (20-32, 4 TD, 0 INT), 1972
- 299 Matt Jones vs. Florida (20-30, 3 TD, 2 INT), 2003
- 296 Clint Stoerner vs. Memphis (19-42, 1 TD, 2 INT), 1998
- 294 Bill Montgomery vs. SMU (19-31, 2 TD, 0 INT), 1970
- 286 Barry Lunney Jr. vs. Auburn (17-41, 2 TD, 1 INT), 1993
- 279 John Eichler vs. Wichita State (23-41, 2 TD, 0 INT), 1969
- 277 Joe Ferguson vs. Rice (18-29 0 TD, 1 INT), 1971

*1970 Sugar Bowl **1981 Gator Bowl

SEASON:

- 2629 Clint Stoerner (167 of 312, 26 TD, 8 INT), 1998
- 2347 Clint Stoerner (173 of 357, 12 TD, 13 INT), 1997
- 2293 Clint Stoerner (177 of 317, 21 TD, 10 INT), 1999
- 2203 Joe Ferguson (160 of 271, 11 TD, 12 INT), 1971
- 2181 Barry Lunney Jr. (180 of 292, 12 TD, 10 INT), 1995
- 2073 Matt Jones (151 of 264, 15 TD, 12 INT), 2004
- 1917 Matt Jones (132 of 230, 18 TD, 7 INT), 2003
- 1886 Quinn Grovey (120 of 235, 18 TD, 10 INT), 1990
- 1837 Brad Taylor (139 of 257, 9 TD, 8 INT), 1983
- 1662 Bill Montgomery (110 of 195, 10 TD, 9 INT), 1970
- 1595 Bill Montgomery (134 of 234, 10 TD, 8 INT), 1968
- 1592 Matt Jones (122 of 234, 16 TD, 8 INT), 2002
- 1548 Robby Hampton (145 of 261, 13 TD, 8 INT), 2000
- 1484 Joe Ferguson (119 of 254, 9 TD, 15 INT), 1972
- 1390 Pete Burks (115 of 224, 6 TD, 9 INT), 1996
- 1345 Barry Lunney Jr. (101 of 183, 11 TD, 6 INT), 1994
- 1333 Bill Montgomery (93 of 173, 9 TD, 7 INT), 1969

CAREER:

- 7422 Clint Stoerner (528 of 1023, 57 TD, 37 INT), 1996-99
- 5857 Matt Jones (417 of 755, 53 TD, 30 INT), 2001-04
- 5782 Barry Lunney Jr. (476 of 856, 33 TD, 28 INT), 1992-95
- 4802 Brad Taylor (333 of 644, 23 TD, 32 INT), 1981-84
- 4590 Bill Montgomery (337 of 602, 29 TD, 24 INT), 1968-70
- 4496 Quinn Grovey (292 of 526, 29 TD, 26 INT), 1987-90
- 4431 Joe Ferguson (327 of 611, 24 TD, 32 INT), 1970-72
- 2927 Tom Jones (238 of 432, 20 TD, 24 INT), 1979-82
- 2574 Lamar McHan (186 of 421, 19 TD, 42 INT), 1951-53
- 2553 Jack Robbins (198 of 386, 19 TD, 32 INT), 1935-37
- 2404 Jon Brittenum (169 of 342, 17 TD, 15 INT), 1963-66

TOUCHDOWN PASSES

GAME:

- 4 Matt Jones vs. Louisiana-Monroe, 2004
- 4 Robby Hampton vs. Louisiana-Monroe, 2000
- 4 Brad Taylor vs. Rice, 1983
- 4 Joe Ferguson vs. TCU, 1972
- 4 Ronny South vs. SMU, 1967
- 3 Mitch Mustain vs. Vanderbilt, 2006
- 3 Casey Dick vs. Ole Miss, 2005
- 3 Matt Jones vs. South Carolina, 2003
- 3 Matt Jones vs. Kentucky, 2003
- 3 Matt Jones vs. Florida, 2003
- 3 Matt Jones vs. Boise State, 2002
- 3 Clint Stoerner vs. SMU, 1999
- 3 Clint Stoerner vs. South Carolina, 1999
- 3 Clint Stoerner vs. Auburn, 1999
- 3 Clint Stoerner vs. Tennessee, 1999
- 3 Clint Stoerner vs. SMU, 1998
- 3 Clint Stoerner vs. Alabama, 1998
- 3 Clint Stoerner vs. South Carolina, 1998
- 3 Clint Stoerner vs. Tennessee, 1998
- 3 Clint Stoerner vs. Mississippi State, 1998
- 3 Barry Lunney Jr. vs. Tennessee, 1995
- 3 Barry Lunney Jr. vs. Vanderbilt, 1994
- 3 Barry Lunney Jr. vs. Ole Miss, 1994
- 3 Quinn Grovey vs. Colorado State, 1990
- 3 Quinn Grovey vs. Texas Tech, 1990
- 3 Quinn Grovey vs. Houston, 1990
- 3 Brad Taylor vs. SMU, 1984
- 3 Danny Nutt vs. Navy, 1984
- 3 Kevin Scanlon vs. SMU, 1979
- 3 Joe Ferguson vs. Texas, 1971
- 3 Ronny South vs. Texas Tech, 1967
- 3 Lamar McHan vs. Tulsa, 1953
- 3 Dwight Sloan vs. Tulsa, 1937

SEASON:

- 26 Clint Stoerner, 1998
- 19 Clint Stoerner, 1999
- 18 Matt Jones, 2003
- 18 Quinn Grovey, 1990
- 16 Matt Jones, 2002
- 15 Matt Jones, 2004
- 13 Robby Hampton, 2000
- 12 Clint Stoerner, 1997
- 12 Barry Lunney Jr., 1995
- 11 Barry Lunney Jr., 1994
- 11 Joe Ferguson, 1971
- 11 Ronny South, 1967
- 10 Mitch Mustain, 2006
- 10 Ron Calcagni, 1977
- 10 Bill Montgomery, 1970
- 10 Bill Montgomery, 1968
- 10 Dwight Sloan, 1936
- 9 Casey Dick, 2006
- 9 Brad Taylor, 1983
- 9 Kevin Scanlon, 1979
- 9 Joe Ferguson, 1972
- 9 Bill Montgomery, 1969
- 9 George McKinney, 1960

CAREER:

- 57 Clint Stoerner, 1996-99
- 53 Matt Jones, 2001-04
- 33 Barry Lunney Jr., 1992-95
- 29 Quinn Grovey, 1987-90
- 29 Bill Montgomery, 1968-70
- 24 Joe Ferguson, 1970-72
- 23 Brad Taylor, 1981-84
- 20 Tom Jones, 1979-82
- 19 Lamar McHan, 1951-53
- 19 Jack Robbins, 1935-37
- 17 Robby Hampton, 1999-2000
- 17 Ron Calcagni, 1975-78
- 17 Jon Brittenum, 1963-66

INTERCEPTIONS

GAME:

- 6 Joe Ferguson vs. Texas A&M, 1972
- 5 Lamar McHan vs. SMU, 1951
- 4 Brad Taylor vs. Texas, 1984
- 4 John Eichler vs. Texas, 1967
- 4 Jack Robbins vs. Tulsa, 1936
- 3 Mitch Mustain vs. Alabama, 2006
- 3 Matt Jones vs. Florida, 2004
- 3 Clint Stoerner vs. Ole Miss, 1999
- 3 Clint Stoerner vs. Ole Miss, 1997
- 3 Clint Stoerner vs. Auburn, 1996
- 3 Barry Lunney Jr. vs. SW Louisiana, 1995
- 3 Brad Taylor vs. Houston, 1984
- 3 Danny Nutt vs. TCU, 1984
- 3 Brad Taylor vs. Texas, 1982
- 3 Scott Bull vs. Texas, 1975
- 3 Mike Kirkland vs. Rice, 1973
- 3 *Joe Ferguson vs. Tennessee, 1971
- 3 Bill Montgomery vs. Texas, 1968
- 3 Jack Robbins vs. SMU, 1935

*1971 Liberty Bowl

SEASON:

- 18 Kay Eakin, 1939
- 18 Jack Robbins, 1937
- 17 Lamar McHan, 1952
- 15 Joe Ferguson, 1972
- 15 Jim Rinehart, 1950
- 14 Lamar McHan, 1951
- 14 Kay Eakin, 1938
- 13 Clint Stoerner, 1997
- 13 Mike Kirkland, 1973
- 12 Matt Jones, 2004
- 12 Joe Ferguson, 1971
- 11 Brad Taylor, 1984
- 11 Lamar McHan, 1953

CAREER:

- 42 Lamar McHan, 1951-53
- 37 Clint Stoerner, 1996-99
- 33 Kay Eakin, 1937-39
- 32 Brad Taylor, 1981-84
- 32 Joe Ferguson, 1970-72
- 32 Jack Robbins, 1935-37
- 30 Matt Jones, 2001-04
- 28 Barry Lunney Jr., 1992-95
- 26 Quinn Grovey, 1987-90
- 24 Tom Jones, 1979-82
- 24 Bill Montgomery, 1968-70
- 22 Dwight Sloan, 1936-37

CONSECUTIVE PASSES WITHOUT AN INTERCEPTION, PLAYER:

- 134, Clint Stoerner, 1997-98
- 123, Barry Lunney Jr., 1992-93





UNIVERSITY OF ARKANSAS



Junior quarterback Casey Dick has 16 touchdown passes with 10 interceptions through his first two seasons.



Clint Stoerner holds the top three single-season passing yardage records in school history.



Barry Lunney is third on Arkansas' career yardage (5782), touchdown (33) and completion percentage (.556) lists.



Matt Jones threw 53 touchdown passes from 2001-04, which is second on the school's career list.

RECORDS - PASSING

250-YARD PASSING GAMES (35)

PLAYER	DATE	ATTEMPTS	COMPLETIONS	INT	COMPLETION %	YARDS	TD	OPPONENT
Clint Stoerner	11/28/97	38	18	0	.474	387	2	LSU
Joe Ferguson	10/30/71	51	31	1	.608	345	0	Texas A&M
Bill Montgomery	1/1/71	34	17	1	.500	338	2	Ole Miss
Ronny South	11/25/67	33	18	2	.545	335	3	Texas Tech
Clint Stoerner	11/27/98	38	27	0	.711	334	2	LSU
Clint Stoerner	10/25/97	43	20	1	.465	325	2	Auburn
Clint Stoerner	9/25/99	52	24	1	.462	316	1	Alabama
Brad Taylor	12/28/81	29	14	0	.483	307	2	North Carolina
Joe Ferguson	10/7/72	32	20	0	.625	304	4	TCU
Matt Jones	10/18/2003	30	20	2	.667	299	3	Florida
Clint Stoerner	10/10/98	42	19	2	.452	296	1	Memphis
Bill Montgomery	11/14/70	31	19	0	.613	294	2	SMU
Barry Lunney Jr.	10/13/93	41	17	1	.415	286	2	Auburn
John Eichler	10/25/69	41	23	0	.561	279	2	Wichita State
Joe Ferguson	11/6/71	29	18	1	.621	277	0	Rice
Barry Lunney Jr.	10/7/95	27	22	0	.815	276	3	Tennessee
Clint Stoerner	11/14/98	34	17	1	.500	274	0	Tennessee
Matt Jones	9/18/2004	28	18	1	.643	272	4	La.-Monroe
Quinn Grovey	9/22/90	25	16	0	.640	270	0	Ole Miss
Danny Nutt	9/29/84	28	17	0	.607	267	3	Navy
Bill Montgomery	11/9/68	23	15	0	.652	266	2	Rice
Bill Montgomery	10/3/70	20	13	1	.650	265	1	TCU
Clint Stoerner	9/19/98	33	17	0	.515	262	3	SMU
Barry Lunney Jr.	10/14/95	32	19	1	.594	261	0	Ole Miss
Matt Jones	11/1/2003	25	16	0	.640	260	3	Kentucky
Bill Montgomery	10/12/68	34	22	2	.647	260	1	Baylor
Joe Ferguson	10/2/71	23	15	0	.652	259	1	TCU
Bill Montgomery	11/2/68	28	20	0	.714	258	2	Texas A&M
Brad Taylor	11/6/82	33	13	1	.394	257	1	Baylor
Quinn Grovey	10/28/89	14	11	1	.786	256	2	Houston
Clint Stoerner	9/4/99	30	13	0	.433	254	2	SMU
Matt Jones	10/2/2004	39	23	3	.590	252	1	Florida
Clint Stoerner	11/26/99	36	19	3	.528	252	1	LSU
Dwight Sloan	11/25/37	35	19	0	.543	250	3	Tulsa
Brad Taylor	11/7/81	23	17	2	.739	250	0	Baylor

RECORDS | INDIVIDUAL

2007



RAZORBACK FOOTBALL



RECEPTIONS

GAME:

- 13 James Shibest vs. SMU (199 yards, 2 TD), 1984
- 13 Wear Schoonover vs. Baylor (152 yards, 0 TD), 1929
- 12 Mike Reppond vs. Rice (204 yards, 0 TD), 1971
- 12 *Chuck Dicus vs. Georgia (169 yards, 1 TD), 1969
- 10 **Bobby Crockett vs. LSU (129 yards, 1 TD), 1966
- 10 ***Bobby Joe Edmonds vs. Auburn (68 yards, 0 TD), 1984
- 9 George Wilson vs. Kentucky (172 yards, 1 TD), 2003
- 9 Anthony Eubanks vs. Auburn (167 yards, 1 TD), 1997
- 9 James Shibest vs. Navy (156 yards, 2 TD), 1984
- 9 Chuck Dicus vs. TCU (156 yards, 2 TD), 1969
- 9 Chuck Dicus vs. Texas (146 yards, 1 TD), 1969
- 9 ***Bruce Maxwell vs. Ole Miss (137 yards, 1 TD), 1970
- 9 Bobby Nichols vs. Texas A&M (102 yards, 0 TD), 1971
- *1969 Sugar Bowl **1966 Cotton Bowl*
- ***1984 Liberty Bowl ****1970 Sugar Bowl*

SEASON:

- 62 J.J. Meadors (584 yards, 2 TD), 1995
- 56 Mike Reppond (986 yards, 3 TD), 1971
- 52 Boo Williams (739 yards, 7 TD), 2000
- 51 James Shibest (907 yards, 7 TD), 1984
- 51 Anthony Eubanks (809 yards, 5 TD), 1996
- 51 Anthony Eubanks (870 yards, 5 TD), 1997



Marcus Monk enters his final season first on Arkansas' career touchdown receptions list (24), fourth in yardage (2007) and sixth in catches (122).

- 50 Marcus Monk (962 yards, 11 TD), 2006
- 50 George Wilson (900 yards, 6 TD), 2003
- 49 George Wilson (626 yards, 7 TD), 2002
- 48 Jim Benton (814 yards, 7 TD), 1937
- 44 Michael Williams (560 yards, 5 TD), 1998
- 43 Anthony Lucas (1004 yards, 10 TD), 1998
- 43 Anthony Eubanks (596 yards, 4 TD), 1995
- 43 J.J. Meadors (613 yards, 5 TD), 1994
- 43 Derek Russell (897 yards, 8 TD), 1990
- 42 Chuck Dicus (688 yards, 4 TD), 1969
- 40 George Wilson (568 yards, 3 TD), 2001

CAREER:

- 153 Anthony Eubanks (2440 yards, 16 TD), 1994-97
- 144 George Wilson (2151 yards, 16 TD), 2000-03
- 137 Anthony Lucas (2879 yards, 23 TD), 1996-99
- 135 Richard Smith (1858 yards, 17 TD), 2000-03
- 134 J.J. Meadors (1651 yards, 10 TD), 1992-95
- 122 Marcus Monk (2007 yards, 24 TD), 2004-Present
- 118 Chuck Dicus (1854 yards, 16 TD), 1968-70
- 101 Emanuel Smith (1235 yards, 4 TD), 1996-99
- 101 Mike Reppond (1625 yards, 8 TD), 1970-72
- 97 James Shibest (1920 yards, 10 TD), 1983-86
- 94 Gary Anderson (1075 yards, 8 TD), 1979-82
- 91 Derek Russell (1874 yards, 16 TD), 1987-90

RECEIVING YARDS

GAME:

- 204 Mike Reppond vs. Rice (12 catches, 0 TD), 1971
- 199 James Shibest vs. SMU (13 catches, 2 TD), 1984
- 194 Anthony Lucas vs. SMU (6 catches, 3 TD), 1999
- 193 Chuck Dicus vs. Rice (8 catches, 2 TD), 1968
- 192 Marcus Monk vs. South Carolina (8 catches, 1 TD), 2006
- 177 Anthony Lucas vs. Ole Miss (4 catches 2 TD), 1998
- 172 George Wilson vs. Kentucky (9 catches, 1 TD), 2003
- 172 Anthony Lucas vs. Tennessee (8 catches, 2 TD), 1998
- 171 Boo Williams vs. Boise State (5 catches, 2 TD), 2000
- 171 Mike Reppond vs. Texas (7 catches, 1 TD), 1971
- 171 Bobby Nichols vs. Texas A&M (9 catches, 0 TD), 1971
- 171 Chuck Dicus vs. Ole Miss (6 catches, 1 TD), 1970
- 169 *Chuck Dicus vs. Georgia (12 catches, 1 TD), 1969
- 169 Derek Holloway vs. Tulsa (5 catches, 1 TD), 1982
- *1969 Sugar Bowl*

SEASON:

- 1004 Anthony Lucas (43 catches, 10 TD), 1998
- 986 Mike Reppond (56 catches, 3 TD), 1971
- 962 Marcus Monk (50 catches, 11 TD), 2006
- 907 James Shibest (51 catches, 7 TD), 1984
- 900 George Wilson (50 catches, 6 TD), 2003
- 897 Derek Russell (43 catches, 8 TD), 1990
- 870 Anthony Eubanks (51 catches, 5 TD), 1997
- 822 Anthony Lucas (37 catches, 5 TD), 1999
- 814 Jim Benton (48 catches, 7 TD), 1937
- 809 Anthony Eubanks (51 catches, 5 TD), 1996
- 739 Boo Williams (52 catches, 7 TD), 2000
- 688 Chuck Dicus (42 catches, 4 TD), 1969
- 626 George Wilson (49 catches, 7 TD), 2002
- 617 Steven Harris (37 catches, 4 TD), 2004
- 613 J.J. Meadors (43 catches, 5 TD), 1994
- 596 Anthony Eubanks (43 catches, 4 TD), 1995
- 589 Chuck Dicus (38 catches, 8 TD), 1968

CAREER:

- 2879 Anthony Lucas (137 catches, 23 TD), 1995-99
- 2440 Anthony Eubanks (153 catches, 16 TD), 1994-97
- 2151 George Wilson (144 catches, 16 TD), 2000-03
- 2007 Marcus Monk (122 catches, 24 TD), 2004-Present
- 1920 James Shibest (97 catches, 10 TD), 1983-86
- 1874 Derek Russell (91 catches, 16 TD), 1987-90
- 1858 Richard Smith (135 catches, 17 TD), 2000-03
- 1854 Chuck Dicus (118 catches, 16 TD), 1968-70
- 1651 J.J. Meadors (134 catches, 10 TD), 1992-95
- 1625 Mike Reppond (101 catches, 8 TD), 1970-72
- 1319 Jim Hodge (73 catches, 7 TD), 1970-72
- 1303 Jim Benton (83 catches, 12 TD), 1936-37
- 1269 Tracy Caldwell (89 catches 8 TD), 1990-93
- 1235 Emanuel Smith (101 catches, 4 TD), 1996-99
- 1123 Boo Williams (80 catches, 11 TD), 1999-2000
- 1075 Gary Anderson (94 catches, 8 TD), 1979-82

TOUCHDOWN RECEPTIONS

GAME:

- 3 Anthony Lucas vs. SMU, 1999
- 3 Alton Baldwin vs. Arkansas A&M, 1944
- 3 Alton Baldwin vs. TCU, 1945

SEASON:

- 11 Marcus Monk, 2006
- 10 Anthony Lucas, 1998
- 8 Derek Russell, 1990
- 8 Chuck Dicus, 1968
- 7 Marcus Monk, 2005
- 7 Richard Smith, 2003
- 7 George Wilson, 2002
- 7 Boo Williams, 2000
- 7 James Shibest, 1984
- 7 Jim Benton, 1937
- 7 Wear Schoonover, 1929
- 6 Marcus Monk, 2004
- 6 George Wilson, 2003

CAREER:

- 24 Marcus Monk, 2004-Present
- 23 Anthony Lucas, 1995-99
- 17 Richard Smith, 2000-03
- 16 George Wilson, 2000-03
- 16 Anthony Eubanks, 1994-97
- 16 Chuck Dicus, 1968-70
- 16 Derek Russell, 1987-90
- 13 Jim Benton, 1935-37
- 11 Boo Williams, 1999-2000
- 10 J.J. Meadors, 1992-95
- 10 James Shibest, 1983-86
- 9 Bobby Duckworth, 1977-80
- 9 Ross Pritchard, 1947-50
- 8 Gary Anderson, 1979-82
- 8 Tracy Caldwell, 1990-93
- 8 Ron Dickerson, 1989-92
- 8 Jerry Lamb, 1962-64
- 8 Daryl Mason, 1979-81
- 8 Mike Reppond, 1970-72



UNIVERSITY OF ARKANSAS



Senior Peyton Hillis has 69 career receptions for 658 yards and six touchdowns.



Jim Benton played in 1936 and '37, but his 83 career receptions rank 15th on Arkansas' all-time chart.



Anthony Eubanks holds the school record with 153 career receptions from 1994-97.



George Wilson stretches for one of his 16 career touchdown catches from 2000-03, which ranks fourth on Arkansas' all-time list.

100-YARD RECEIVING GAMES (82)

NAME	DATE	CATCHES	YARDS	TD	OPPONENT
Mike Reppond	11/6/71	12	204	0	Rice
James Shibest	11/24/84	13	199	2	SMU
Anthony Lucas	9/4/99	6	194	3	SMU
Chuck Dicus	11/9/68	8	193	2	Rice
Marcus Monk	11/4/2006	8	192	1	South Carolina
Anthony Lucas	11/7/98	4	177	2	Ole Miss
George Wilson	11/1/2003	9	172	1	Kentucky
Anthony Lucas	11/14/98	8	172	2	Tennessee
Chuck Dicus	1/1/70	6	171	1	Ole Miss
Mike Reppond	10/16/71	8	171	1	Texas
Boo Williams	9/16/2000	5	171	2	Boise State
Chuck Dicus	1/1/69	12	169	1	Georgia
Derek Holloway	9/11/82	5	169	1	Tulsa
Anthony Eubanks	10/25/97	9	167	1	Auburn
Derek Russell	10/6/90	8	166	2	TCU
Derek Russell	10/28/89	6	164	2	Houston
Chuck Dicus	10/4/69	9	156	2	TCU
James Shibest	9/29/84	9	156	2	Navy
Wear Schoonover	10/19/29	13	152	0	Baylor
Chuck Dicus	10/3/70	6	150	0	TCU
Max Peacock	11/25/67	7	149	1	Texas Tech
Anthony Lucas	10/3/98	6	149	1	Kentucky
Gary Stiggers	10/28/78	5	148	0	Houston
Chuck Dicus	12/6/69	9	146	1	Texas
Anthony Eubanks	11/28/97	4	142	1	LSU
Anthony Eubanks	10/12/96	8	138	1	La. Tech
Marcus Monk	11/11/2006	8	137	2	Tennessee
Bruce Maxwell	1/1/70	9	137	1	Ole Miss
Mike Reppond	10/9/71	5	137	2	Baylor
Derek Russell	10/1/88	4	137	1	TCU
Anthony Lucas	11/28/97	6	137	1	LSU
Derek Russell	11/24/90	5	136	1	SMU
Steven Harris	9/18/2004	6	133	2	La.-Monroe
Lance Alworth	11/18/61	6	133	1	SMU
Mike Reppond	10/2/71	7	133	0	TCU
Anthony Eubanks	9/28/96	8	130	1	La.-Monroe
Bobby Crockett	1/1/66	10	129	1	LSU
James Shibest	10/20/84	7	128	1	Texas
Derek Russell	9/22/90	7	128	0	Tulsa
Jim Hodge	9/9/72	7	127	0	Southern Cal
J.J. Meadors	9/3/94	5	127	2	SMU
Chuck Dicus	10/11/69	4	125	0	Baylor
Richard Smith	10/5/2002	3	125	1	Tennessee
Marcus Monk	9/16/2006	5	124	1	Vanderbilt
Richard Smith	10/18/2003	6	123	2	Florida
David Dickey	11/25/67	6	123	1	Texas Tech
Richard Smith	9/6/2003	3	122	1	Tulsa
James Shibest	10/4/86	5	121	0	TCU
Bobby Crockett	10/30/65	5	120	1	Texas A&M
Harry Jones	10/1/66	2	120	2	TCU
Donny Bobo	9/10/77	2	119	1	N. Mexico State
Floyd Sagely	11/28/53	6	118	1	Tulsa

NAME	DATE	CATCHES	YARDS	TD	OPPONENT
Jim Benton	11/20/37	8	116	0	George Wash.
George Wilson	11/23/2001	7	115	1	LSU
Jim Hodge	11/14/70	4	115	0	SMU
Steven Harris	10/2/2004	6	114	0	Florida
Gerald McMurray	11/7/81	5	113	0	Baylor
Anthony Lucas	9/5/98	4	113	2	USL
George Wilson	9/13/2003	5	111	1	Texas
George Wilson	12/30/2002	8	111	1	Minnesota
Anthony Lucas	10/7/95	4	111	2	Tennessee
Anthony Eubanks	10/5/96	6	111	0	Florida
Boo Williams	9/2/2000	4	111	1	SW Missouri St.
Gary Anderson	10/9/82	4	110	1	Texas Tech
Donnie Centers	9/27/86	4	108	1	N. Mexico State
Donnie Centers	11/1/86	3	108	1	Rice
Anthony Eubanks	10/28/95	8	108	1	Auburn
Lewis Carpenter	9/27/52	3	106	1	Houston
Anthony Lucas	9/23/95	6	106	1	Memphis
George Wilson	11/3/2001	8	105	1	Ole Miss
George Wilson	10/25/2003	6	104	0	Ole Miss
Anthony Eubanks	9/20/97	7	104	1	Alabama
Anthony Lucas	10/14/95	5	103	0	Ole Miss
Bobby Crockett	10/16/65	8	102	1	Texas
Bobby Nichols	10/30/71	9	102	0	Texas A&M
Anthony Lucas	11/6/99	6	102	0	Ole Miss
Bobby Duckworth	9/20/80	4	101	1	Oklahoma State
Anthony Eubanks	11/6/97	7	101	1	Ole Miss
George Wilson	9/20/2003	4	100	1	North Texas
Donny Bobo	10/1/77	5	100	1	TCU
Anthony Eubanks	9/27/97	5	100	1	La. Tech
Anthony Lucas	9/19/98	3	100	1	SMU



Quarterback Quinn Grovey accounted for 6,242 yards of total offense in his career, the third-best mark in Hog history.



Entering his junior season, running back Darren McFadden has 2,842 career yards of total offense, including 2,760 rushing and 82 passing.

RECORDS | INDIVIDUAL RECORDS - RECEIVING

2007



RAZORBACK FOOTBALL



PLAYS

GAME:

- 56 Joe Ferguson vs. Texas A&M (5 rushes, 51 passes, 1 TD), 1971
- 54 Clint Stoerner vs. Alabama (2 rushes, 52 passes, 1 TD), 1999
- 54 Clint Stoerner vs. Auburn (11 rushes, 43 passes, 2 TD), 1997
- 54 Clint Stoerner vs. Ole Miss (15 rushes, 39 passes, 0 TD), 1997
- 54 Bill Montgomery vs. Texas (19 rushes, 35 passes, 1 TD), 1968
- 51 Quinn Grovey vs. Houston (13 rushes, 38 passes, 4 TD), 1990
- 51 *Kevin Scanlon vs. Alabama (12 rushes, 39 passes), 1979
- 50 Clint Stoerner vs. Memphis (8 rushes, 42 passes), 1998
- 50 Quinn Grovey vs. Texas Tech (15 rushes, 35 passes, 5 TD), 1990
- 49 Matt Jones vs. Florida (10 rushes, 39 passes, 2 TD), 2004
- 48 **Greg Thomas vs. Oklahoma (22 rushes, 26 passes, 0 TD), 1987
- 47 Barry Lunney Jr. vs. Auburn (6 rushes, 41 passes, 2 TD), 1993
- 46 ***Bill Montgomery vs. Ole Miss (12 rushes, 34 passes, 2 TD), 1970
- 45 Jack Robbins vs. SMU (12 rushes, 33 passes, 0 TD), 1935
- 45 Brad Taylor vs. Rice (20 rushes, 25 passes, 2 TD), 1981
- 45 Brad Taylor vs. Baylor (12 rushes, 33 passes, 1 TD), 1982
- 45 Barry Lunney Jr. vs. Ole Miss (11 rush, 34 passes, 1 TD), 1992
- 45 Joe Ferguson vs. Texas (4 rush, 38 passes, 1 TD), 1972

SEASON:

- 438 Clint Stoerner (81 rushes, 357 passes, 14 TD), 1997
- 404 Barry Lunney Jr. (112 rushes, 292 passes, 15 TD), 1995
- 363 Matt Jones (129 rushes, 234 passes, 21 TD), 2002
- 363 Clint Stoerner (51 rush, 312 pass, 27 TD), 1998
- 350 Bill Montgomery (116 rushes, 234 passes, 14 TD), 1968
- 348 Brad Taylor (91 rushes, 257 passes, 12 TD), 1983
- 347 Matt Jones (83 rushes, 264 passes, 21 TD), 2004
- 344 Clint Stoerner (27 rushes, 317 passes, 21 TD), 1999
- 339 Quinn Grovey (104 rushes, 235 passes, 23 TD), 1990
- 334 Joe Ferguson (63 rushes, 271 passes, 17 TD), 1971
- 327 Joe Ferguson (73 rushes, 254 passes, 11 TD), 1972
- 326 Matt Jones (96 rushes, 230 passes, 26 TD), 2003
- 316 Pete Burks (92 rushes, 224 passes, 8 TD), 1996
- 312 Kay Eakin (119 rushes, 193 passes, 9 TD), 1939
- 293 Darren McFadden (284 rushes, 9 passes, 17 TD), 2006
- 293 Lamar McHan (143 rushes, 150 passes, 12 TD), 1953
- 281 Bill Montgomery (86 rushes, 195 passes, 16 TD), 1970

CAREER:

- 1200 Clint Stoerner (177 rushes, 1,023 passes, 62 TD), 1996-99
- 1192 Barry Lunney Jr. (336 rushes, 856 passes, 40 TD), 1992-95
- 1137 Matt Jones (382 rushes, 755 passes, 77 TD), 2001-04

- 978 Quinn Grovey (452 rushes, 526 passes, 50 TD), 1987-90
- 973 Brad Taylor (329 rushes, 644 passes, 35 TD), 1981-84
- 896 Bill Montgomery (294 rushes, 602 passes, 42 TD), 1981-84
- 771 Joe Ferguson (160 rushes, 611 passes, 32 TD), 1970-72
- 753 Lamar McHan (332 rushes, 421 passes, 31 TD), 1951-53
- 698 Tom Jones (266 rushes, 432 passes, 31 TD), 1979-82
- 672 Ron Calcagni (365 rushes, 307 passes, 34 TD), 1975-78
- 636 Ben Cowins (635 rushes, 1 pass, 30 TD), 1975-78

YARDS

GAME:

- 372 Matt Jones vs. Kentucky (112 rush, 260 pass, 4 TD), 2003
- 369 Clint Stoerner vs. LSU (-18 rush, 387 pass, 3 TD), 1997
- 360 *Bill Montgomery vs. Ole Miss (22 rush, 338 pass, 2 TD), 1970
- 356 Matt Jones vs. Florida (57 rush, 299 pass, 3 TD), 2003
- 343 Joe Ferguson vs. Texas A&M (-2 rush, 345 pass, 1 TD), 1971
- 342 Matt Jones vs. Texas (93 rush, 249 pass, 0 TD), 2004
- 335 Quinn Grovey vs. Houston (79 rush, 256 pass, 5 TD), 1989
- 326 Matt Jones vs. La.-Monroe (54 rush, 272 pass, 4 TD), 2004
- 321 Clint Stoerner vs. LSU (-31 rush, 334 pass, 2 TD), 1998
- 320 Matt Jones vs. Florida (68 rush, 252 pass, 4 TD), 2004
- 313 Clint Stoerner vs. Alabama (-3 rush, 316 pass, 1 TD), 1999
- 307 Ronny South vs. Texas Tech (-28 rush, 335 pass, 3 TD), 1967
- 304 Joe Ferguson vs. TCU (0 rush, 304 pass, 3 TD), 1972
- 297 Barry Lunney vs. Auburn (11 rush, 286 pass, 2 TD), 1993
- 294 Bill Montgomery vs. Rice (28 rush, 266 pass, 3 TD), 1968
- 293 Clint Stoerner vs. Auburn (-32 rush, 325 pass, 2 TD), 1997
- 291 Jack Robbins vs. SMU (54 rush, 237 pass, 0 TD), 1935

**1970 Sugar Bowl*

SEASON:

- 2695 Matt Jones (622 rushing, 2073 passing, 21 TD), 2004
- 2624 Matt Jones (707 rushing, 1917 passing, 26 TD), 2003
- 2572 Clint Stoerner (-57 rushing, 2629 passing, 27 TD), 1998
- 2246 Barry Lunney Jr. (65 rushing, 2181 passing, 15 TD), 1995
- 2242 Joe Ferguson (39 rushing, 2203 passing, 17 TD), 1971
- 2233 Clint Stoerner (-60 rushing, 2293 passing, 21 TD), 1999
- 2212 Quinn Grovey (326 rushing, 1886 passing, 23 TD), 1990

- 2206 Matt Jones (614 rushing, 1592 passing, 21 TD), 2002
- 2080 Clint Stoerner (-267 rushing, 2347 passing, 14 TD), 1997
- 1834 Bill Montgomery (239 rushing, 1595 passing, 14 TD), 1968
- 1819 Bill Montgomery (157 rushing, 1662 passing, 16 TD), 1970
- 1806 Brad Taylor (-31 rushing, 1837 passing, 12 TD), 1983
- 1716 Darren McFadden (1647 rushing, 69 passing, 17 TD), 2006
- 1714 Quinn Grovey (565 rushing, 1149 passing, 13 TD), 1989
- 1693 Ron Calcagni (546 rushing, 1147 passing, 14 TD), 1977
- 1564 Jack Robbins (345 rushing, 1219 passing, 10 TD), 1935
- 1552 Joe Ferguson (68 rushing, 1484 passing, 11 TD), 1972

CAREER:

- 8392 Matt Jones (2535 rushing, 5947 passing, 77 TD), 2001-04
- 7049 Clint Stoerner (-373 rushing, 7422 passing, 62 TD), 1996-99
- 6242 Quinn Grovey (1756 rushing, 4496 passing, 50 TD), 1987-90
- 5887 Barry Lunney Jr. (105 rushing, 5782 passing, 40 TD), 1992-95
- 5145 Brad Taylor (343 rushing, 4802 passing, 35 TD), 1981-84
- 5052 Bill Montgomery (462 rushing, 4590 passing, 42 TD), 1968-70
- 4429 Joe Ferguson (-2 rushing, 4431 passing, 32 TD), 1970-72
- 3676 Ron Calcagni (1315 rushing, 2361 passing, 34 TD), 1975-78
- 3581 Tom Jones (654 rushing, 2927 passing, 31 TD), 1979-82
- 3578 Lamar McHan (1004 rushing, 2574 passing, 31 TD), 1951-53
- 3570 Ben Cowins (3570 rushing, 0 passing, 30 TD), 1975-78
- 3408 Jack Robbins (855 rushing, 2582 passing, 29 TD), 1935-37

TOUCHDOWN RESPONSIBILITY

GAME:

- 6 Madre Hill vs. South Carolina, 1995
- 5 Quinn Grovey vs. Houston, 1989
- 5 Gene Davidson vs. Oklahoma Mines, 1916
- 5 Gene Davidson vs. Hendrix, 1915
- 5 Jessie Clark vs. Baylor, 1981

SEASON:

- 27 Clint Stoerner (1 rushing, 26 passing), 1998
- 26 Matt Jones (8 rushing, 18 passing), 2003
- 23 Quinn Grovey (5 rushing, 18 passing), 1990
- 21 Matt Jones (6 rushing, 15 passing), 2004
- 21 Matt Jones (5 rushing, 16 passing), 2002
- 21 Clint Stoerner (2 rushing, 19 passing), 1999
- 19 Darren McFadden (14 rushing, 3 passing 1 receiving, 1 KOR), 2006
- 19 Billy Moore (14 rushing, 5 passing), 1962
- 19 Bill Burnett (19 rushing, 0 passing), 1969
- 17 Joe Ferguson (6 rushing, 11 passing), 1971
- 17 James Rouse (17 rushing, 0 passing), 1987

INDIVIDUAL RECORDS-TOTAL OFFENSE | RECORDS

2007





UNIVERSITY OF ARKANSAS

RECORDS | INDIVIDUAL RECORDS-TOTAL OFFENSE/ALL-PURPOSE YARDAGE/SCORING

- 16 Madre Hill (15 rushing, 1 receiving), 1995
- 16 Bobby Burnett (16 rushing, 0 passing), 1965
- 16 David Dickey (13 rushing, 3 receiving), 1967
- 16 Bill Montgomery (6 rushing, 10 passing), 1970
- 16 Kevin Scanlon (7 rushing, 9 passing), 1979

CAREER:

- 77 Matt Jones (24 rushing, 53 passing), 2001-04
- 62 Clint Stoerner (5 rushing, 57 passing), 1996-99
- 50 Quinn Grovey (21 rushing, 29 passing), 1987-90
- 46 Bill Burnett (46 rushing, 0 passing), 1968-70
- 42 Bill Montgomery (13 rushing, 29 passing), 1968-70
- 40 Barry Lunney Jr. (7 rushing, 33 passing), 1992-95
- 35 Brad Taylor (12 rushing, 23 passing), 1981-84
- 34 Ron Calcagni (17 rushing, 17 passing), 1975-78
- 32 Joe Ferguson (8 rushing, 24 passing), 1970-72
- 31 Tom Jones (11 rushing, 20 passing), 1979-82
- 31 David Dickey (25 rushing, 3 passing, 3 receiving 1966-68)
- 31 Lamar McHan (12 rushing, 19 passing), 1951-53
- 30 Darren McFadden (25 rushing, 3 passing, 1 receiving, 1 KOR), 2005-Present
- 30 Ben Cowins (30 rushing, 0 passing), 1975-78

YARDS PER PLAY

SEASON: (min. 150 plays)

- 8.05 Matt Jones (326 for 2624), 2003
- 7.77 Matt Jones (347 for 2695), 2004
- 7.58 Felix Jones (154 for 1168), 2006
- 7.34 Jack Robbins (213 for 1564), 1935
- 7.12 Quinn Grovey (208 for 1481), 1988
- 7.09 Clint Stoerner (363 for 2572), 1998
- 6.83 Quinn Grovey (251 for 1714), 1989
- 6.71 Joe Ferguson (334 for 2242), 1971
- 6.53 Quinn Grovey (339 for 2212), 1990
- 6.49 Clint Stoerner (344 for 2233), 1999
- 6.47 Bill Montgomery (281 for 1819), 1970
- 6.46 Ron Calcagni (262 for 1693), 1977
- 6.14 Darren McFadden (192 for 1,178), 2005
- 6.08 Matt Jones (363 for 2206), 2002
- 5.97 Greg Thomas (250 for 1493), 1986

CAREER: (min. 500 plays)

- 7.35 Matt Jones (1137 for 8352), 2001-04
- 6.38 Quinn Grovey (978 for 6242), 1987-90
- 5.91 Jack Robbins (577 for 3408), 1935-37
- 5.87 Clint Stoerner (1200 for 7049), 1996-99
- 5.74 Joe Ferguson (771 for 4429), 1970-72
- 5.64 Bill Montgomery (896 for 5052), 1968-70
- 5.61 Ben Cowins (636 for 3570), 1975-78
- 5.57 Dickey Morton (595 for 3317), 1971-73
- 5.47 Ron Calcagni (672 for 3676), 1975-78
- 5.37 Jon Brittenum (540 for 2898), 1963-66
- 5.29 Brad Taylor (973 for 5145), 1981-84

ALL-PURPOSE YARDAGE

GAME (Plays-Yards-TD):

- 315 Darren McFadden vs. South Carolina, 2006 (29-315-2)
- 293 Harry Jones vs. Oklahoma State, 1965 (11-293-2)
- 271 Dickey Morton vs. Baylor, 1973 (28-271-2)
- 245 Bruce Maxwell vs. Ole Miss, 1970 (17-245-1)
- 241 Fred Talley vs. Auburn, 2002 (21-241-1)
- 236 Leon Campbell vs. North Texas, 1949 (15-236-2)
- 233 Derek Russell vs. Houston, 1989 (8-233-2)

- 232 James Rouse vs. Houston, 1987 (21-232-0)
- 224 Felix Jones vs. Southern California, 2005 (17-224-0)
- 222 DeCori Birmingham vs. Tennessee, 2002 (9-222-0)
- 222 James Rouse vs. New Mexico, 1986 (20-222-4)
- 221 Fred Talley vs. Ole Miss 2000 (30-221-2)

SEASON (Plays-Yards-TD):

- 2058 Darren McFadden, 2006 (305-2058-16)
- 1829 Felix Jones, 2006 (192-1829-10)
- 1604 Dickey Morton, 1973 (243-1604-5)
- 1583 Madre Hill, 1995 (330-1583-16)
- 1513 Darren McFadden, 2005 (202-1513-11)
- 1472 Lance Alworth, 1961 (169-1472-5)
- 1369 James Rouse, 1987 (206-1369-17)
- 1354 Cedric Cobbs, 2003 (235-1354-10)
- 1312 Barry Foster, 1989 (177-1312-7)
- 1304 Barry Foster, 1988 (164-1304-11)
- 1290 Dickey Morton, 1972 (255-1290-6)
- 1280 Felix Jones, 2005 (125-1280-4)
- 1271 Ben Cowins, 1977 (234-1271-14)
- 1253 Lance Alworth, 1960 (150-1253-3)

CAREER (Plays-Yards-TD):

- 4535 Gary Anderson, 1979-82 (630-4535-19)
- 4070 Dickey Morton, 1971-73 (647-4070-17)
- 3750 Ben Cowins, 1975-78 (662-3750-30)
- 3657 Cedric Cobbs, 1999-03 (636-3657-28)
- 3610 DeCori Birmingham, 2001-04 (403-3610-13)
- 3583 James Rouse, 1985-89 (614-3583-39)
- 3571 Darren McFadden, 2005-Present (507-3571-27)
- 3332 Lance Alworth, 1959-61 (420-3332-10)
- 3237 Barry Foster, 1987-89 (439-3237-22)
- 3109 Felix Jones, 2005-Present (327-3109-14)
- 3011 Fred Talley, 1999-02 (529-3011-11)
- 2902 Madre Hill, 1994-98 (580-2902-27)
- 2879 Anthony Lucas, 1995-99 (137-2879-23)
- 2806 Bill Burnett, 1968-70 (572-2806-49)

SCORING

POINTS

GAME:

- 36 Madre Hill vs. South Carolina (6 TD), 1995
- 33 Gene Davidson vs. Oklahoma Mines (5 TD, 3 PAT), 1916
- 33 Gene Davidson vs. Hendrix (5 TD, 3 PAT), 1915
- 30 Jessie Clark vs. Baylor (5 TD), 1981
- 26 Gene Davidson vs. Central Missouri (4 TD, 2 PAT), 1917
- 26 Richard Miller vs. Central Missouri (4 TD, 2 PAT), 1927
- 24 James Skillern vs. Hendrix (4 TD), 1915
- 24 Richard Miller vs. Oklahoma Baptist (4 TD), 1928
- 24 Garland Beavers vs. Southwestern (4 TD), 1928
- 24 Richard Miller vs. East Central Okla. (4 TD), 1929
- 24 David Dickey vs. Texas A&M (4 TD), 1966
- 24 Mike Saint vs. North Texas (4 TD), 1971
- 24 Bill Burnett vs. TCU (4 TD), 1970
- 24 Darryl Bowles vs. TCU (4 TD), 1980
- 24 James Rouse vs. New Mexico (4 TD), 1987

SEASON:

- 120 Bill Burnett (20 TDs), 1969
- 102 Kendall Trainor (24 FGs, 30 PATs), 1988
- 102 James Rouse (17 TDs), 1987
- 98 Darren McFadden (16 TD, 1 PAT), 2006
- 98 Todd Wright (20 FGs, 38 PATs), 1989
- 96 Madre Hill (16 TDs), 1995

- 96 Bobby Burnett (16 TDs), 1965
- 96 David Dickey (16 TDs), 1967
- 96 Bill Burnett (16 TDs), 1968
- 94 Steve Little (37 FGs, 19 PATs), 1977
- 92 Todd Latourette (17 FGs, 41 PATs), 1998
- 88 Bruce Lahay (19 FGs, 31 PATs), 1981

CAREER:

- 294 Bill Burnett (49 TDs), 1968-70
- 280 Steve Little (53 FGs, 121 PATs), 1974-77
- 267 Todd Wright (60 FGs, 87 PATs), 1989-92
- 264 Kendall Trainor (51 FGs, 111 PATs), 1985-88
- 252 Todd Latourette (47 FGs, 111 PATs), 1995-98
- 238 James Rouse (39 TDs, 2 two-point), 1985-89
- 220 Ish Ordonez (44 FGs, 88 PATs), 1978-80
- 212 Bill McClard (29 FGs, 125 PATs), 1969-71
- 200 George Cole (23 TDs, 9 FGs, 35 PATs), 1925-27
- 195 Chris Balseiro (28 FGs, 111 PATs), 2002-05
- 192 Gene Davidson (28 TDs, 24 PATs), 1915-19

MOST TOUCHDOWNS

GAME:

- 6 Madre Hill vs. South Carolina, 1995
- 5 Gene Davidson vs. Oklahoma Mines, 1916
- 5 Gene Davidson vs. Hendrix, 1915
- 5 Jessie Clark vs. Baylor, 1981
- 4 Eleven others

SEASON:

- 20 Bill Burnett, 1969
- 17 James Rouse, 1987
- 16 Darren McFadden, 2006
- 16 Madre Hill, 1995
- 16 Bill Burnett, 1968
- 16 Bobby Burnett, 1965
- 16 David Dickey, 1967
- 14 Ben Cowins, 1977
- 14 Billy Moore, 1962
- 12 Bill Burnett, 1970
- 11 Marcus Monk, 2006
- 11 Darren McFadden, 2005
- 11 Ron Calcagni, 1978
- 10 Felix Jones, 2006
- 10 Cedric Cobbs, 2003
- 10 Anthony Lucas, 1998
- 10 Joe Johnson, 1986

CAREER:

- 49 Bill Burnett, 1968-70
- 39 James Rouse, 1985-89
- 30 Ben Cowins, 1975-78
- 28 Cedric Cobbs, 1999-03
- 28 David Dickey, 1966-68
- 27 Darren McFadden, 2005-Present
- 27 Madre Hill, 1994-98
- 24 Marcus Monk, 2004-Present
- 24 Matt Jones, 2001-04
- 23 Bobby Burnett, 1963-65
- 22 Barry Foster, 1987-89
- 21 De'Arrius Howard, 2002-05
- 21 Quinn Grovey, 1987-90
- 20 Ike Forte, 1974-75
- 20 Billy Moore, 1960-62
- 20 Jon Richardson, 1970-72



RAZORBACK FOOTBALL



Todd Wright holds the school record with 60 career field goals. Four of those came in the 1992 upset of No. 4 Tennessee, including the game-winner in the final seconds of the 25-24 victory.

FIELD GOAL ATTEMPTS

GAME:

- 6 Greg Horne vs. Tulsa (made 4), 1984
- 6 Brennan O'Donohoe vs. Tenn. (made 3), 2002
- 5 Kendall Trainor vs. TCU (made 5), 1988
- 5 Kendall Trainor vs. Texas A&M (made 5), 1988
- 5 Steve Little vs. Tulsa (made 3), 1977
- 5 Todd Wright vs. Tennessee (made 4), 1992
- 5 Bill McClard vs. SMU (made 3), 1970

SEASON:

- 30 Steve Little (made 19), 1977
- 27 Kendall Trainor (made 24), 1988
- 25 Todd Wright (made 17), 1992
- 24 Todd Latourette (made 17), 1998
- 24 Bruce Lahay (made 19), 1981
- 23 Steve Little (made 11), 1976
- 23 Todd Wright (made 20), 1989
- 22 Greg Horne (made 14), 1983
- 22 Ish Ordonez (made 18), 1979
- 22 Bill McClard (made 12), 1971
- 21 Todd Latourette (made 14), 1995
- 21 Ish Ordonez (made 13), 1980
- 20 Kendall Trainor (made 13), 1987
- 20 Steve Little (made 11), 1975

CAREER:

- 89 Steve Little (made 53), 1974-77
- 79 Todd Wright (made 60), 1989-92
- 71 Todd Latourette (made 47), 1995-98
- 69 Kendall Trainor (made 51), 1985-88
- 62 Ish Ordonez (made 44), 1978-80
- 53 Greg Horne (made 29), 1983-84
- 46 Bill McClard (made 29), 1969-71
- 40 Chris Balseiro (made 28), 2002-05
- 32 Brennan O'Donohoe (made 22), 2000-02
- 28 Mike Kirkland (made 11), 1972-74
- 25 Lance Ellison (made 10) 1991-94
- 24 Bruce Lahay (made 19), 1977-81
- 21 David Carlton (made 14), 2001-04
- 20 Bob White (made 12), 1966-68
- 20 Tom McKnelly (made 10), 1962-64

FIELD GOALS MADE

GAME:

- 5 Kendall Trainor vs. TCU (att. 5), 1988
- 5 Kendall Trainor vs. Texas A&M (att. 5), 1988
- 4 *Chris Balseiro vs. Missouri (att. 4), 2003
- 4 Todd Wright vs. UTEP (att. 4), 1989
- 4 Kendall Trainor vs. Houston (att. 4), 1988
- 4 Bruce Lahay vs. Texas Tech (att. 4), 1981
- 4 Todd Wright vs. Tennessee (att. 5), 1992
- 4 Todd Wright vs. Auburn (att. 4), 1992

- 4 Steve Little vs. Rice (att. 4), 1975
- 4 Greg Horne vs. Tulsa (att. 6), 1984

* 2003 Independence Bowl

SEASON:

- 24 Kendall Trainor (att. 27), 1988
- 20 Todd Wright (att. 23), 1989
- 19 Bruce Lahay (att. 24), 1981
- 19 Steve Little (att. 30), 1977
- 18 Ish Ordonez (att. 22), 1978
- 17 Todd Latourette (att. 24), 1998
- 17 Todd Wright (att. 25), 1992
- 14 Todd Latourette (att. 21), 1995
- 14 Greg Horne (att. 22), 1983
- 13 Chris Balseiro (att. 18), 2005
- 13 Ish Ordonez (att. 19), 1978
- 13 Ish Ordonez (att. 21), 1980
- 13 Kendall Trainor (att. 20), 1987

CAREER:

- 60 Todd Wright (att. 79 .759), 1989-92
- 53 Steve Little (att. 89 .596), 1974-77
- 51 Kendall Trainor (att. 69 .739), 1985-88
- 47 Todd Latourette (att. 71 .662), 1998
- 44 Ish Ordonez (att. 62 .710), 1978-80
- 29 Greg Horne (att. 53 .547), 1983-86
- 29 Bill McClard (att. 46 .630), 1969-71
- 28 Chris Balseiro (att. 40 .700), 2002-05
- 22 Brennan O'Donohoe (att. 32 .688), 2000-02
- 19 Bruce Lahay (att. 24 .792), 1978-81
- 14 David Carlton (att. 21.667), 2001-04

FIELD GOAL PERCENTAGE

SEASON (min. 10 made):

- .889 Kendall Trainor (24-27), 1988
- .870 Todd Wright (20-23), 1989
- .818 Ish Ordonez (18-22), 1979
- .792 Bruce Lahay (19-24), 1981
- .786 Todd Wright (11-14), 1990
- .769 Kendall Trainor (10-13), 1986
- .750 David Carlton (12-16), 2002
- .750 Steve Little (12-16), 1974
- .733 Chris Balseiro (11-15), 2003
- .722 Chris Balseiro (13-18), 2005
- .708 Todd Latourette (17-24), 1998
- .706 Brennan O'Donohoe (12-17), 2001
- .706 Todd Wright (12-17), 1991

CAREER (min. 20 made):

- .759 Todd Wright (60-79), 1989-92
- .739 Kendall Trainor (51-69), 1985-88
- .710 Ish Ordonez (44-62), 1978-80
- .700 Chris Balseiro (28-40), 2002-05
- .688 Brennan O'Donohoe (22-32), 2000-02
- .662 Todd Latourette (47-71), 1995-98
- .630 Bill McClard (29-46), 1969-71
- .596 Steve Little (53-89), 1974-77
- .547 Greg Horne (29-53), 1983-86

Longest Field Goals:

- 67 Steve Little vs. Texas, 1977
- 61 Steve Little vs. Tulsa, 1976
- 60 Bill McClard vs. SMU, 1970
- 58 Kendall Trainor vs. Miami, 1988
- 57 Steve Little vs. Baylor, 1977
- 57 Steve Little vs. Oklahoma St., 1976
- 55 Kendall Trainor vs. Tulsa, 1986
- 53 Bill McClard vs. Wichita State, 1970
- 53 Steve Little vs. Oklahoma St., 1976
- 52 Bill McClard vs. California, 1971
- 52 Steve Little vs. Houston, 1977
- 52 Steve Little vs. Rice, 1977
- 51 Kendall Trainor vs. Houston, 1986
- 50 Todd Wright vs. LSU, 1992
- 50 Todd Wright vs. Rice, 1990
- 50 Todd Wright vs. Texas, 1990
- 50 Kendall Trainor vs. Baylor, 1988
- 50 Ish Ordonez vs. Oklahoma State, 1980
- 50 Ish Ordonez vs. Rice, 1979
- 50 Steve Little vs. Texas Tech, 1977
- 50 Steve Little vs. Texas, 1976

PAT KICKS ATTEMPTED

GAME:

- 9 Jeremy Davis vs. Southeast Missouri State, 2006
- 9 Chris Balseiro vs. New Mexico State, 2004
- 9 Kendall Trainor vs. Pacific, 1988
- 9 Elvin Geiser vs. Hendrix, 1933
- 8 Bill McClard vs. Wichita State, 1970
- 8 Bill McClard vs. N. Texas St., 1971
- 8 Bob White vs. Tulsa, 1968
- 8 Tom McKnelly vs. Tulsa, 1963

SEASON:

- 51 Bill McClard (made 50), 1970
- 48 Jeremy Davis (made 46), 2006
- 44 Bill McClard (made 40), 1969
- 44 Ronny South (made 42), 1965
- 41 Chris Balseiro (made 40), 2004
- 41 Chris Balseiro (made 40), 2003
- 41 Bob White (made 36), 1968
- 41 Todd Latourette (made 41), 1998
- 40 Todd Wright (made 38), 1989
- 39 Kendall Trainor (made 39), 1986
- 39 Ish Ordonez (made 39), 1978

CAREER:

- 133 Bill McClard (made 125), 1969-71
- 131 Steve Little (made 121), 1974-77
- 116 Kendall Trainor (made 111), 1985-88
- 114 Chris Balseiro (made 111), 2002-05
- 113 Todd Latourette (made 111), 1995-98
- 93 Ish Ordonez (made 88), 1978-80
- 91 Todd Wright (made 87), 1989-92
- 89 Tom McKnelly (made 82), 1962-64
- 89 Bob White (made 76), 1966-68
- 64 Brennan O'Donohoe (made 63), 2000-02
- 52 Greg Horne (made 50), 1983-86
- 48 Jeremy Davis (made 46), 2004, 06

PAT KICKS MADE

GAME:

- 9 Jeremy Davis vs. Southeast Missouri State, 2006
- 9 Chris Balseiro vs. New Mexico State, 2004
- 9 Kendall Trainor vs. Pacific, 1988
- 9 Elvin Geiser vs. Hendrix, 1933
- 8 Bill McClard vs. Wichita State, 1970
- 8 Tom McKnelly vs. Tulsa, 1963
- 8 Bob White vs. Tulsa, 1968

SEASON:

- 50 Bill McClard (att. 51), 1970
- 46 Jeremy Davis (att. 48), 2006
- 42 Ronny South (att. 44), 1965
- 41 Todd Latourette (att. 41), 1998
- 40 Chris Balseiro (att. 41), 2004
- 40 Chris Balseiro (att. 41), 2003
- 40 Bill McClard (att. 44), 1969
- 39 Kendall Trainor (att. 39), 1986
- 39 Ish Ordonez (att. 39), 1978
- 38 Todd Wright (att. 40), 1989
- 37 Steve Little (att. 38), 1977
- 36 Bob White (att. 41), 1968

CAREER:

- 125 Bill McClard (att. 133), 1969-71
- 121 Steve Little (att. 131), 1974-77
- 111 Chris Balseiro (att. 114), 2002-05
- 111 Todd Latourette (att. 113), 1995-98
- 111 Kendall Trainor (att. 116), 1985-88
- 88 Ish Ordonez (att. 93), 1978-80
- 87 Todd Wright (att. 91), 1989-92
- 81 Tom McKnelly (att. 89), 1962-64
- 76 Bob White (att. 89), 1966-68
- 63 Brennan O'Donohoe (att. 64), 2000-02
- 50 Greg Horne (att. 52), 1983-86



UNIVERSITY OF ARKANSAS

KICK SCORING

GAME:

- 19 Kendall Trainor vs. TCU, 1988 (5-5 FG, 4-4 PAT)
- 15 Kendall Trainor vs. Texas A&M, 1988 (5-5 FG, 0-0 PAT)
- 15 Todd Wright vs. Texas-El Paso, 1989 (4-4 FG, 3-4 PAT)
- 14 Tony Dodson vs. La.-Monroe, 1999 (3-3 FG, 5-5 PAT)
- 14 Kendall Trainor vs. Houston, 1988 (4-4 FG, 2-2 PAT)
- 14 Bruce Lahay vs. Texas Tech, 1981 (4-4 FG, 2-2 PAT)
- 14 Steve Little vs. TCU, 1976 (3-3 FG, 5-5 PAT)
- 14 Bill McClard vs. Wichita State, 1970 (2-2 FG, 8-8 PAT)
- 14 Todd Latourette vs. SMU, 1998 (3-3 FG, 5-5 PAT)
- 13 *Chris Balseiro vs. Missouri, 2003 (4-4 FG, 1-1 PAT)
- 13 Bill McClard vs. Tulsa, 1969 (2-2 FG, 7-7 PAT)
- 13 Steve Little vs. Tulsa, 1977 (3-5 FG, 4-4 PAT)
- 13 Todd Wright vs. Tennessee, 1992 (4-5 FG, 1-1 PAT)

* 2003 Independence Bowl

SEASON:

- 102 Kendall Trainor (24 FG, 30 PAT), 1988
- 98 Todd Wright (20 FG, 38 PAT), 1989
- 94 Steve Little (19 FG, 37 PAT), 1977
- 92 Todd Latourette (17 FG, 41 PAT), 1998
- 88 Bruce Lahay (19 FG, 31 PAT), 1981
- 80 Ish Ordonez (18 FG, 26 PAT), 1979
- 80 Bill McClard (10 FG, 50 PAT), 1970
- 78 Ish Ordonez (13 FG, 39 PAT), 1978
- 74 Todd Latourette (14 FG, 32 PAT), 1995
- 73 Chris Balseiro (11 FG, 40 PAT), 2003
- 71 Kendall Trainor (10 FG, 39 PAT), 1986
- 71 Bill McClard (12 FG, 35 PAT), 1971

CAREER:

- 280 Steve Little (53 FG, 121 PAT), 1974-77
- 267 Todd Wright (60 FG, 87 PAT), 1989-92
- 264 Kendall Trainor (51 FG, 111 PAT), 1985-88
- 252 Todd Latourette (47 FG, 111 PAT), 1995-98
- 220 Ish Ordonez (44 FG, 88 PAT), 1978-80
- 212 Bill McClard (29 FG, 125 PAT), 1969-71
- 195 Chris Balseiro (28 FG, 111 PAT), 2002-05
- 137 Greg Horne (29 FG, 50 PAT), 1983-86
- 129 Brennan O'Donohoe (22 FG, 63 PAT), 2000-02
- 117 Tom McKnelly (12 FG, 81 PAT), 1962-64

MOST CONSECUTIVE FIELD GOALS MADE

- 24 Kendall Trainor, 1988

PUNTS

GAME:

- 11 Bobby Nix vs. SMU (506 yards for 46.0 avg), 1963
- 11 Greg Horne vs. Baylor (445 yards for 40.4), 1984
- 10 Richie Butler vs. UNLV (434 yards for 43.4 avg), 2001
- 10 Lamar McHan vs. Santa Clara (395 yards for 39.5 avg), 1951
- 10 George Cole vs. Oklahoma State (390 yards for 39.0 avg), 1926
- 10 Lamar McHan vs. Texas (382 yards for 38.2 avg), 1951
- 10 Drew Toole vs. Rice (365 yards for 36.5 avg), 1972
- 10 Lance Alworth vs. Tulsa (301 yards for 30.1 avg), 1961
- 10 Gene Davidson vs. Oklahoma (245 yards for 24.5 avg), 1915

SEASON:

- 70 Matt Wait (2935 yards for 41.9 avg.), 1997
- 69 Richie Butler (2715 yards for 39.3 avg.), 2002
- 69 Matt Wait (2777 yards for 40.3 avg.), 1996
- 68 Pete Raether (2938 yards for 43.2 avg.), 1992
- 67 Richie Butler (2848 yards for 42.5 avg.), 2001
- 65 Richie Butler (2784 yards for 42.8 avg.), 2000
- 65 Pete Raether (2836 yards for 43.6 avg.), 1991
- 64 Lamar McHan (2377 yards for 37.1 avg.), 1951
- 64 Kay Eakin (2448 yards for 38.3 avg.), 1939
- 64 Aubrey Fowler (2214 yards for 34.6 avg.), 1946
- 63 Steve Little (2797 yards for 44.4 avg.), 1976
- 63 Bruce Lahay (2436 yards for 38.7 avg.), 1981

- 63 Paul Conner (2249 yards for 35.7 avg.), 1967
- 63 Tommy Cheyne (2312 yards for 36.7 avg.), 1973
- 61 Jacob Skinner (2327 yards for 38.1 avg.), 2006

CAREER:

- 251 Matt Wait (10,177 yards for 40.5 avg.), 1994-97
- 231 Richie Butler (9546 yards for 41.3 avg.), 1999-02
- 192 Jacob Skinner (7554 yards for 39.3 avg.), 2003-06
- 180 Greg Horne (8000 yards for 44.4 avg.), 1983-86
- 157 Pete Raether (6743 yards for 42.9 avg.), 1990-92
- 145 Lamar McHan (5504 yards for 38.0 avg.), 1951-53
- 133 Kay Eakin (5250 yards for 39.5 avg.), 1937-39
- 131 Jacob Skinner (5227 yards for 39.9 avg.), 2003-Present
- 129 Bruce Lahay (5,011 yards for 38.8 avg.), 1978-79, 81
- 121 Louis Schaufele (4673 yards for 38.6 avg.), 1948-50
- 117 Lance Alworth (4046 yards for 34.6 avg.), 1959-61

PUNTING YARDAGE

GAME:

- 506 Bobby Nix vs. SMU (11 punts), 1965
- 445 Greg Horne vs. Baylor (11 punts), 1984
- 434 Richie Butler vs. UNLV (10 punts), 2001
- 412 Matt Wait vs. South Carolina (9 punts), 1997
- 395 Lamar McHan vs. Santa Clara (10 punts), 1951
- 390 George Cole vs. Oklahoma State (10 punts), 1926
- 389 Richie Butler vs. Alabama (8 punts), 2002
- 382 Lamar McHan vs. Texas (10 punts), 1951
- 376 Matt Wait vs. Florida (9 punts), 1997
- 375 Jacob Skinner vs. Ole Miss (9 punts), 2003
- 375 Richie Butler vs. Ole Miss (8 punts), 2000
- 375 Mike Cooney vs. TCU (9 punts), 1959
- 373 Cary Stockdell vs. Texas A&M (9 punts), 1968
- 370 Matt Wait vs. Florida (9 punts), 1996
- 365 Drew Toole vs. Tulsa (10 punts), 1972

SEASON:

- 2938 Pete Raether (68 for 43.2 avg.), 1992
- 2935 Matt Wait (70 for 41.9 avg.), 1997
- 2848 Richie Butler (67 for 42.5 avg.), 2001
- 2836 Pete Raether (65 for 43.6 avg.), 1991
- 2797 Steve Little (63 for 44.4 avg.), 1976
- 2784 Richie Butler (65 for 42.8 avg.), 2000
- 2777 Matt Wait (69 for 40.3 avg.), 1996
- 2715 Richie Butler (69 for 39.3 avg.), 2002
- 2451 Brad Taylor (60 for 40.9 avg.), 1982
- 2448 Kay Eakin (64 for 38.3 avg.), 1939
- 2436 Bruce Lahay (63 for 38.7 avg.), 1981
- 2377 Lamar McHan (64 for 37.1 avg.), 1951
- 2327 Jacob Skinner (61 for 38.1 avg.), 2006
- 2316 Louis Schaufele (60 for 38.0 avg.), 1950
- 2313 Greg Horne (49 for 47.2 avg.), 1986

CAREER:

- 10177 Matt Wait (251 for 40.5 avg.), 1994-97
- 9546 Richie Butler (231 for 41.3 avg.), 1999-2002
- 8000 Greg Horne (180 for 44.4 avg.), 1983-86
- 7554 Jacob Skinner (192 for 39.3 avg.), 2003-06
- 6743 Pete Raether (157 for 42.9 avg.), 1990-92
- 5504 Lamar McHan (145 for 38.0 avg.), 1951-53
- 5250 Kay Eakin (133 for 39.5 avg.), 1937-39
- 5227 Jacob Skinner (131 for 39.9 avg.), 2003-Present
- 5011 Bruce Lahay (129 for 38.8 avg.), 1978-79, 81
- 4924 Steve Little (111 for 44.4 avg.), 1974-77
- 4673 Louis Schaufele (121 for 38.6 avg.), 1948-50
- 4415 Bobby Nix (112 for 39.4 avg.), 1963-65

PUNTING AVERAGE

GAME: (min 2 punts)

- 70.0 Steve Cox vs. Texas (2 punts), 1980
- 59.0 Allen Meacham vs. Baylor (2 punts), 1988
- 57.8 Pete Raether vs. Texas Tech (4 punts), 1991
- 56.5 Mike Kirkland vs. Texas Tech (2 punts), 1972
- 54.6 Greg Horne vs. Texas Tech (3 punts), 1983
- 54.5 Gerald Nesbitt vs. SMU (2 punts), 1957

- 53.5 Richie Butler vs. Boise State (4 punts), 2000
- 53.2 Pete Raether vs. Georgia (6 punts), 1992
- 52.5 Greg Horne vs. TCU (2 punts), 1986
- 52.3 Brad Taylor vs. New Mexico (4 punts), 1983
- 52.0 Lamar McHan vs. Oklahoma St. (4 punts), 1953
- 52.0 Gerald Nesbitt vs. Rice (2 punts), 1957

SEASON: (min 4 punts per game)

- 47.2 Greg Horne (49 for 2313 yards), 1986
- 46.5 Steve Cox (47 for 2186 yards), 1980
- 44.4 Steve Little (63 for 2797 yards), 1976
- 44.3 Steve Little (48 for 2127 yards), 1977
- 43.8 Greg Horne (51 for 2234 yards), 1984
- 43.6 Pete Raether (65 for 2836 yards), 1991
- 43.2 Pete Raether (68 for 2938 yards), 1992
- 42.8 Richie Butler (65 for 2784 yards), 2000
- 42.6 Greg Horne (54 for 2301 yards), 1985
- 42.5 Richie Butler (67 for 2848 yards), 2001
- 41.9 Matt Wait (70 for 2935 yards), 1997
- 41.8 Jacob Skinner (50 for 2091), 2005
- 41.7 Harold Cox (42 for 1745 yards), 1943
- 41.6 Allen Meacham (53 for 2203 yards), 1988
- 41.4 Kay Eakin (41 for 1688 yards), 1938

CAREER: (min 85 punts)

- 45.2 Steve Cox (89 for 4026 yards), 1979-80
- 44.4 Greg Horne (180 for 8000 yards), 1983-86
- 44.4 Steve Little (111 for 4924 yards), 1974-77
- 42.9 Pete Raether (157 for 6743 yards), 1990-92
- 41.7 Brad Taylor (99 for 4131 yards), 1981-83
- 41.3 Richie Butler (231 for 9546 yards), 1999-02
- 40.5 Matt Wait (251 for 10,177 yards), 1994-97
- 39.9 Jacob Skinner (131 for 5227 yards), 2003-Present
- 39.9 Allen Meacham (92 for 3675 yards), 1987-89
- 39.8 Cary Stockdell (107 for 4144 yards), 1968-69
- 39.5 Kay Eakin (183 for 5250 yards), 1937-39

LONGEST PUNTS

- 86 Steve Cox vs. Texas, 1986
- 83 Pete Raether vs. USL, 1991
- 83 Harold Cox vs. SMU, 1943
- 81 Lamar McHan vs. Texas, 1951
- 81 Kay Eakin vs. TCU, 1938
- 80 Allen Meacham vs. Baylor, 1988
- 79 Richie Butler vs. Alabama, 2002
- 79 Jack Robbins vs. TCU, 1937
- 78 Gerald Nesbitt vs. SMU, 1955
- 78 Louis Schaufele vs. Texas A&M, 1948
- 78 Louis Schaufele vs. William & Mary, 1948
- 77 David Jones vs. Baylor, 1942



Steve Cox holds the school record for career punting average at 45.2 in 1979 and '80.



RAZORBACK FOOTBALL



PUNT RETURNS

GAME:

- 9 Ken Hatfield vs. Rice (89 yards), 1964
- 8 Bobby Joe Edmonds vs. Ole Miss (53 yards), 1985
- 8 Gary Anderson vs. Texas Tech (130 yards), 1979
- 7 Jack Morris vs. North Texas (146 yards), 1971
- 7 Lance Alworth vs. Tulsa (136 yards), 1961
- 7 Gary Adams vs. TCU (91 yards), 1967
- 7 Gary Adams vs. TCU (59 yards), 1968
- 7 Gary Adams vs. Oklahoma State (33 yards), 1967

SEASON:

- 40 Bobby Joe Edmonds (466 yards), 1985
- 36 Vaughn Lusby (294 yards), 1977
- 36 Orlando Watters (290 yards), 1992
- 34 Gary Anderson (286 yards), 1979
- 31 Ken Hatfield (518 yards), 1964
- 29 Gary Anderson (252 yards), 1981
- 29 Gary Anderson (222 yards), 1982
- 29 Vaughn Lusby (161 yards), 1976
- 28 DeCori Birmingham (342 yards), 2002
- 28 Gary Adams (290 yards), 1967
- 28 Lance Alworth (336 yards), 1961
- 28 Orlando Watters (157 yards), 1993

CAREER:

- 115 Gary Anderson (1004 yards), 1979-82
- 93 Bobby Joe Edmonds (959 yards), 1982-85
- 86 Vaughn Lusby (625 yards), 1974, 76-78
- 78 Tim Horton (657 yards), 1986-89
- 72 Ken Hatfield (1153 yards), 1962-64
- 64 Orlando Watters (447 yards), 1991-93
- 53 Marvin Jackson (594 yards), 2001, 2003
- 52 DeCori Birmingham (546 yards), 2001-04
- 51 Lance Alworth (690 yards), 1959-61
- 49 Gary Adams (505 yards), 1966-68
- 45 Aubrey Fowler (642 yards), 1946-47

PUNT RETURN YARDAGE

GAME:


- 146 Jack Morris vs. North Texas State (7 returns), 1971
- 136 Lance Alworth vs. Tulsa (7 returns), 1961
- 134 Terry Stewart vs. Wichita State (4 returns), 1969
- 130 Gary Anderson vs. Texas Tech (8 returns), 1979
- 104 Marvin Jackson vs. Kentucky (4 returns), 2003
- 104 Orlando Watters vs. South Carolina (5 returns), 1992
- 102 Marvin Jackson vs. New Mexico St. (3 returns), 2003
- 102 Michael James vs. SMU (2 returns), 1991
- 101 Vaughn Lusby vs. Houston (6 returns), 1977
- 100 Gary Adams vs. Rice (4 returns), 1967

SEASON:

- 518 Ken Hatfield (31 returns), 1964
- 466 Bobby Joe Edmonds (40 returns), 1985
- 395 Aubrey Fowler (23 returns), 1947
- 375 Martine Bercher (24 returns), 1966
- 350 Ken Hatfield (21 returns), 1963
- 342 DeCori Birmingham (28 returns), 2002
- 336 Lance Alworth (28 returns), 1961
- 329 Marvin Jackson (26 returns), 2003
- 307 Lance Alworth (18 returns), 1960
- 294 Vaughn Lusby (36 returns), 1977
- 294 Bobby Joe Edmonds (25 returns), 1984

CAREER:

- 1153 Ken Hatfield (72 returns), 1962-64
- 1004 Gary Anderson (115 returns), 1979-82



Ken Hatfield averaged a school-best 16.01 yards per punt return from 1962 through 1964, and this 81-yarder at Texas helped the Hogs win the '64 national championship.

- 959 Bobby Joe Edmonds (93 returns), 1982-85
- 690 Lance Alworth (51 returns), 1959-61
- 657 Tim Horton (78 returns), 1986-89
- 642 Aubrey Fowler (45 returns), 1946-47
- 625 Vaughn Lusby (86 returns), 1974, 76-78
- 594 Marvin Jackson (53 returns), 2001, 2003
- 594 Johnny Cole (39 returns), 1950-52
- 546 DeCori Birmingham (52 returns), 2001-04
- 505 Gary Adams (49 returns), 1966-68

PUNT RETURN AVERAGE

SEASON: (min. 15)

- 18.31 Johnny Cole (16 for 293 yards), 1950
- 17.17 Aubrey Fowler (23 for 395 yards), 1947
- 17.06 Lance Alworth (18 for 307 yards), 1960
- 16.71 Ken Hatfield (31 for 518 yards), 1964
- 16.67 Ken Hatfield (21 for 350 yards), 1963
- 15.63 Martine Bercher (24 for 375 yards), 1966
- 15.53 Johnny Cole (15 for 233 yards), 1951
- 14.32 Michael James (19 for 272 yards), 1991
- 14.27 Dean Pryor (15 for 214 yards), 1950
- 14.25 Ken Hatfield (20 for 285 yards), 1962
- 13.57 Jack Brasuell (21 for 285 yards), 1965

CAREER: (min 25)

- 16.01 Ken Hatfield (72 for 1153 yards), 1962-64
- 15.63 Johnny Cole (38 for 594 yards), 1950-52
- 15.32 Martine Bercher (25 for 383 yards), 1965-66
- 14.27 Aubrey Fowler (45 for 642 yards), 1946-47
- 13.53 Lance Alworth (51 for 690 yards), 1959-61
- 12.92 Dean Pryor (25 for 323 yards), 1950-52
- 11.21 Marvin Jackson (53 for 594), 2001, 2003
- 10.50 DeCori Birmingham (52 for 546), 2001-04
- 10.31 Gary Adams (49 for 505 yards), 1966-68
- 10.31 Bobby Joe Edmonds (93 for 959 yards), 1982-85
- 9.97 Michael James (29 for 289 yards), 1989-91
- 9.81 Marvin Jackson (27 for 265 yards), 2001
- 8.73 Jack Morris (26 for 227 yards), 1970-71
- 8.73 Gary Anderson (115 for 1004 yards), 1979-82

KICKOFF RETURNS

GAME:

- 7 Fred Talley vs. Boise State (135 yards), 2000

- 6 Rod Stinson vs. Tennessee (109 yards), 1999
- 6 DeCori Birmingham vs. Alabama (197 yards), 2002
- 6 Steven Harris vs. Ole Miss (124 yards), 2000
- 6 Donnie Centers vs. Baylor (145 yards), 1986
- 6 Carl Miller vs. SMU (111 yards), 1984
- 5 Felix Jones vs. Auburn (117), 2005
- 5 Hubert Loudermilk vs. Alabama (82 yards), 2001
- 5 Lawrence Richardson vs. Alabama (71 yards) 2001
- 5 Steven Harris vs. Tennessee (117 yards), 2000
- 5 Ron Dickerson vs. Auburn (114 yards), 1992
- 5 Barry Foster vs. Houston (109 yards), 1989
- 5 Tracy Caldwell vs. TCU (100 yards), 1990
- 5 Lance Alworth vs. Texas (90 yards), 1961
- 5 Orlando Watters vs. Alabama (111 yards), 1993
- 5 Orlando Watters vs. Auburn (102 yards), 1993
- 5 Carl Miller vs. Texas (127 yards), 1984

SEASON:

- 28 DeCori Birmingham (638 yards), 2002
- 25 Cedric Washington (497 yards), 2003
- 23 Felix Jones (554 yards), 2006
- 23 Barry Foster (445 yards), 1988
- 22 Jon Richardson (501 yards), 1972
- 20 Steven Harris (420 yards), 2000
- 20 Barry Foster (445 yards), 1989
- 20 Derek Holloway (419 yards), 1981
- 20 Ron Dickerson (497 yards), 1992
- 19 Cory Nichols (399 yards), 1995
- 18 Lawrence Richardson (416 yards), 2001
- 18 Carl Miller (390 yards), 1984
- 18 Orlando Watters (392 yards), 1993
- 17 Felix Jones (543 yards), 2005
- 17 Tracy Caldwell (317 yards), 1990
- 17 Derek Holloway (407 yards), 1980

CAREER:

- 61 DeCori Birmingham (1321 yards), 2001-04
- 55 Derek Holloway (1209 yards), 1979-82
- 51 Barry Foster (1008 yards), 1987-89
- 43 Carl Miller (1016 yards), 1983-85
- 40 Felix Jones (1097 yards), 2005-Present
- 36 Cedric Washington (701 yards), 2003-06
- 35 Jon Richardson (780 yards), 1970-72
- 31 Ron Dickerson (776 yards), 1989-92
- 31 Lance Alworth (740 yards), 1959-61
- 24 Steven Harris (490 yards), 2000-04
- 24 Donnie Stone (518 yards), 1956-58
- 23 Jack Brasuell (496 yards), 1963-65

KICKOFF RETURN YARDAGE

GAME:

- 197 DeCori Birmingham vs. Alabama (6 returns), 2002
- 152 Derek Holloway vs. Houston (4 returns), 1980
- 147 Felix Jones vs. Southern California (4 returns), 2005
- 146 Carl Miller vs. Baylor (3 returns), 1983
- 145 Donnie Centers vs. Baylor (6 returns), 1986
- 138 Thomas Brown vs. Vanderbilt (3 returns), 1978
- 135 Fred Talley vs. Boise State (7 returns), 2000
- 127 Carl Miller vs. Texas (5 returns), 1984
- 124 Steven Harris vs. Ole Miss (6 returns), 2000
- 121 Jack Brasuell vs. Texas (3 returns), 1963
- 117 Felix Jones vs. Auburn (5 returns), 2005
- 117 Steven Harris vs. Tennessee (5 returns), 2000
- 116 DeCori Birmingham vs. LSU (4 returns), 2001
- 116 Freddie Bradley vs. TCU (3 returns), 1991
- 114 Jon Richardson vs. USC (4 returns), 1972
- 114 DeCori Birmingham vs. Miss. St. (3 returns), 2002

INDIVIDUAL RECORDS-PUNT RETURNS/KICKOFF RETURNS | RECORDS

2007





UNIVERSITY OF ARKANSAS



Junior Felix Jones enters the season as Arkansas' career leader in kickoff return average with 27.42 yards per attempt.

SEASON:

- 638 DeCori Birmingham (28 returns), 2002
- 554 Felix Jones (23 returns), 2006
- 543 Felix Jones (17 returns), 2005
- 501 Jon Richardson (22 returns), 1972
- 497 Cedric Washington (25 returns), 2003
- 497 Ron Dickerson (20 returns), 1992
- 445 Barry Foster (23 returns), 1988
- 445 Barry Foster (20 returns), 1989
- 428 Lance Alworth (14 returns), 1960
- 420 Steven Harris (20 returns), 2000
- 419 Derek Holloway (20 returns), 1981
- 416 Lawrence Richardson (18 returns), 2001
- 407 Derek Holloway (17 returns), 1980
- 399 Cory Nichols (19 returns), 1995

CAREER:

- 1321 DeCori Birmingham (61 returns), 2001-04
- 1209 Derek Holloway (55 returns), 1979-82
- 1097 Felix Jones (40 returns), 2005-Present
- 1016 Carl Miller (43 returns), 1982-85
- 1008 Barry Foster (51 returns), 1987-89
- 780 Jon Richardson (35 returns), 1970-72
- 776 Ron Dickerson (31 returns), 1989-92
- 740 Lance Alworth (31 returns), 1959-61
- 701 Cedric Washington (36 returns), 2003-Present
- 543 Felix Jones (17 returns), 2005-Present
- 575 Dickey Morton (22 returns), 1971-73

KICKOFF RETURN AVERAGE

SEASON: (min 13)

- 31.94 Felix Jones (17 for 543), 2005
- 25.31 Jack Brasuell (13 for 329 yards), 1963
- 24.85 Ron Dickerson (20 for 497 yards), 1992
- 24.09 Felix Jones (23 for 554), 2006
- 23.94 Derek Holloway (17 for 407 yards), 1980
- 23.60 Thomas Brown (15 for 354 yards), 1978
- 23.43 Lance Alworth (14 for 328 yards), 1960
- 23.29 Carl Miller (14 for 326 yards), 1985
- 23.11 Lawrence Richardson (18 for 416 yards), 2001

- 23.08 Lance Alworth (13 for 300 yards), 1961
- 22.79 DeCori Birmingham (28 for 638 yards), 2002
- 22.78 Jon Richardson (22 for 501 yards), 1972
- 22.62 David Dickey (13 for 294 yards), 1967

CAREER: (min 20)

- 27.42 Felix Jones (40 for 1097), 2005-Present
- 26.14 Dickey Morton (22 for 575 yards), 1971-73
- 25.03 Ron Dickerson (31 for 776 yards), 1989-92
- 23.87 Lance Alworth (31 for 740 yards), 1959-61
- 23.63 Carl Miller (43 for 1016 yards), 1983-85
- 22.48 David Dickey (21 for 472 yards), 1966-68
- 22.29 Jon Richardson (35 for 780 yards), 1970-72
- 21.98 Derek Holloway (55 for 1209 yards), 1979-82
- 21.66 DeCori Birmingham (61 for 1321), 2001-04
- 21.58 Donnie Stone (24 for 518 yards), 1956-58
- 21.57 Jack Brasuell (23 for 496 yards), 1963-65

TOTAL RETURNS

GAME:

- 9 Bobby Joe Edmonds vs. Ole Miss (8 PR, 1 KR), 1985
- 9 Ken Hatfield vs. Rice (9 PR, 0 KR), 1964
- 8 DeCori Birmingham vs. Alabama (2 PR, 6 KR), 2002
- 8 Gary Anderson vs. Texas Tech (8 PR, 0 KR), 1979
- 8 Mike Higgins vs. Ole Miss (4 PR, 1 KR), 1994
- 7 DeCori Birmingham vs. Kentucky (3 PR, 4 KR), 2002
- 7 Fred Talley vs. Boise State (0 PR, 7 KR), 2000
- 7 Orlando Watters vs. Alabama (2 PR, 5 KR), 1993
- 7 Orlando Watters vs. Auburn (2 PR, 5 KR), 1993
- 7 Pat Burris vs. Baylor (2 PR, 5 KR), 1990
- 7 Jack Morris vs. North Texas (7 PR, 0 KR), 1971
- 7 Lance Alworth vs. Tulsa (7 PR, 0 KR), 1961
- 7 Gary Adams vs. TCU (7 PR, 0 KR), 1967
- 7 Gary Adams vs. TCU (7 PR, 0 KR), 1968
- 7 Gary Adams vs. Oklahoma State (7 PR, 0 KR), 1967

SEASON:

- 56 DeCori Birmingham (28 PR, 28 KR), 2002
- 50 Gary Anderson (34 PR, 16 KR), 1979
- 46 Orlando Watters (28 PR, 18 KR), 1993
- 43 Ken Hatfield (31 PR, 12 KR), 1964
- 41 Lance Alworth (28 PR, 13 KR), 1961
- 41 Bobby Joe Edmonds (40 PR, 1 KR), 1985
- 37 Orlando Watters (36 PR, 1 KR), 1992
- 36 Vaughn Lusby (36 PR, 0 KR), 1977
- 32 Lance Alworth (18 PR, 14 KR), 1960
- 32 Gary Anderson (29 PR, 3 KR), 1981
- 32 Gary Anderson (29 PR, 3 KR), 1982

CAREER:

- 137 Gary Anderson (115 PR, 22 KR), 1979-82
- 113 DeCori Birmingham (52 PR, 61 KR), 2001-04
- 96 Bobby Joe Edmonds (93 PR, 3 KR), 1982-85
- 91 Ken Hatfield (72 PR, 19 KR), 1962-64
- 91 Vaughn Lusby (86 PR, 5 KR), 1974, 1976-78
- 83 Orlando Watters (64 PR, 19 KR), 1991-92
- 82 Lance Alworth (51 PR, 31 KR), 1959-61
- 80 Tim Horton (78 PR, 2 KR), 1986-89
- 59 Derek Holloway (4 PR, 55 KR), 1979-82
- 55 Gary Adams (49 PR, 6 KR), 1966-68
- 47 Jon Richardson (12 PR, 35 KR), 1970-72

TOTAL RETURN YARDAGE

GAME:

- 219 DeCori Birmingham vs. Alabama (8 ret.), 2002
- 152 Derek Holloway vs. Houston (4 ret), 1980
- 147 Felix Jones vs. Southern California (4 ret.), 2005
- 146 Carl Miller vs. Baylor (3 ret), 1983
- 146 Jack Morris vs. North Texas (7 ret), 1971
- 145 Donnie Centers vs. Baylor (6 ret), 1986
- 143 Orlando Watters vs. S. Carolina (6 ret), 1992
- 138 Thomas Brown vs. Vanderbilt (3 ret), 1978
- 136 Lance Alworth vs. Tulsa (7 ret), 1961
- 135 Fred Talley vs. Boise State (7 ret.), 2000
- 134 Terry Stewart vs. Wichita State (4 ret), 1969
- 130 Gary Anderson vs. Texas Tech (8 ret), 1979
- 130 DeCori Birmingham vs. Miss. St. (5 ret.), 2002

SEASON:

- 980 DeCori Birmingham (28/342 PR, 28/638 KR), 2002
- 771 Ken Hatfield (31/518 PR, 12/253 KR), 1964
- 636 Lance Alworth (28/336 PR, 13/300 KR), 1961
- 635 Lance Alworth (18/307 PR, 14/328 KR), 1960
- 629 Gary Anderson (34/286 PR, 16/343 KR), 1979
- 554 Felix Jones (0/0 PR, 23/554 KR), 2006
- 554 Felix Jones (1/11 PR, 17/543 KR), 2005
- 549 Orlando Watters (28/157 PR, 18/392 KR), 1993
- 497 Ron Dickerson (0/0 PR, 20/497 KR), 1992
- 485 Bobby Joe Edmonds (40/466 PR, 1/19 KR), 1985
- 483 Ken Hatfield (20/285 PR, 7/198 KR), 1962
- 453 Thomas Brown (9/99 PR, 15/354 KR), 1978

CAREER:

- 1867 DeCori Birmingham (52/546 PR, 61/1321 KR), 2001-04
- 1604 Ken Hatfield (72/1153 PR, 19/451 KR), 1962-64
- 1461 Gary Anderson (115/1004 PR, 22/457 KR), 1979-82
- 1430 Lance Alworth (51/690 PR, 31/740 KR), 1959-61
- 1253 Derek Holloway (4/44 PR, 55/1209 KR), 1979-82
- 1108 Felix Jones (1/11 PR, 40/1097), 2005-Present
- 1020 Bobby Joe Edmonds (93/959 PR, 3/61 KR), 1982-85
- 1016 Carl Miller (0/0 PR, 43/1016 KR), 1983-85
- 1008 Barry Foster (0/0 PR, 51/1008 KR), 1987-89
- 970 Jon Richardson (12/190 PR, 35/780 KR), 1970-72



Gary Anderson, UA's career all-purpose leader with 4,535 yards, returned 137 kicks and punts for 1,461 yards from 1979-82.



RAZORBACK FOOTBALL



TACKLES

GAME:

- 29 Ronnie Caveness vs. Texas, 1963
- 25 Ronnie Caveness vs. Texas, 1964
- 24 Cliff Powell vs. Texas, 1969
- 23 Ronnie Caveness vs. Missouri, 1963
- 22 Ken Hamlin vs. Troy State, 2002
- 22 Quinton Caver vs. Alabama, 2000
- 22 Loyd Phillips vs. Tulsa, 1965
- 21 William Hampton vs. Oklahoma St., 1977
- 21 Ronnie Caveness vs. Baylor, 1963
- 20 Tony Bua vs. Georgia, 2001
- 20 Jermaine Petty vs. Ole Miss, 2001
- 20 *LaSalle Harper vs. UCLA, 1989
- 19 Tony Bua vs. South Carolina, 2003
- 19 Caleb Miller vs. Kentucky, 2003
- 19 Ken Hamlin vs. Tennessee, 2001
- 19 Larry Jackson vs. Oklahoma St., 1977
- 19 Larry Jackson vs. Tulsa, 1976
- 19 Nick Miller vs. Ole Miss, 1984
- 19 Lynn Garner vs. SMU, 1968
- 18 Sam Olajubutu vs. Auburn, 2005
- 18 Lynn Garner vs. Texas Tech, 1967
- 18 Cliff Powell vs. Texas A&M, 1968

*1989 Cotton Bowl

SEASON:

- 174 Wayne Harris (62 UT, 112 AT), 1960
- 159 Ken Hamlin (97 UT, 62 AT), 2002
- 155 Ronnie Caveness (87 UT, 68 AT), 1964
- 154 Ronnie Caveness (34 UT, 120 AT), 1963
- 154 Cliff Powell (72 UT, 82 AT), 1968
- 140 Jermaine Petty (80 UT, 60 AT), 2001
- 140 Rickey Williams (87 UT, 53 AT), 1987
- 136 Mick Thomas (74 UT, 62 AT), 1990
- 134 Cliff Powell (70 UT, 64 AT), 1969
- 133 Caleb Miller (84 UT, 49 AT), 2003
- 131 Tony Bua (77 UT, 54 AT), 2002
- 129 Jon Rhiddlehoover (81 UT, 48 AT), 1974
- 128 Danny Rhodes (73 UT, 55 AT), 1974
- 126 Tony Bua (75 UT, 51 AT), 2003

CAREER:

- 408 Tony Bua (248 UA, 160 AT), 2000-03
- 381 Ken Hamlin (221 UA, 160 AT), 2000-02
- 372 Sam Olajubutu (223 UA, 149 AT), 2002-06
- 368 Caleb Miller (232 UA, 136 AT), 2000-03
- 367 Cliff Powell (172 UT, 195 AT), 1967-69
- 357 Ronnie Caveness (133 UT, 224 AT), 1962-64
- 343 Rickey Williams (210 UT, 133 AT), 1984-87
- 335 Bert Zinamon (175 UT, 160 AT), 1980-83
- 330 Lynn Garner (141 UT, 189 AT), 1967-69
- 330 Mick Thomas (186 UT, 144 AT), 1989-91
- 329 Darwin Ireland (173 UT, 156 AT), 1990-93
- 309 Larry Jackson (199 UT, 110 AT), 1976-78
- 305 Mark Smith (167 UT, 138 AT), 1993-96
- 304 Loyd Phillips (163 UT, 141 AT), 1964-66
- 299 Billy Ray Smith Jr. (195 UT, 104 AT), 1979-82

TACKLES FOR LOSS

GAME:

- 5 Jermaine Brooks vs. Auburn, 2001
- 5 Mark Smith vs. Alabama, 1993
- 5 Henry Ford vs. Memphis, 1993
- 5 Wayne Martin vs. Mississippi, 1988
- 4.5 Desmond Sims vs. South Carolina, 2005
- 4 Jamaal Anderson vs. Wisconsin, 2006
- 4 Jeb Huckeba vs. Georgia, 2004
- 4 Jermaine Petty vs. Mississippi State, 2001
- 4 Rickey Williams vs. Baylor, 1987
- 4 Henry Ford vs. Texas, 1991
- 4 Wayne Martin vs. Pacific, 1988

SEASON:

- 23 Steven Conley (175), 1995
- 23 Henry Ford (116 yards), 1993
- 20.5 Jamaal Anderson (113 yards), 2006
- 19 Billy Ray Smith Jr. (128 yards), 1981
- 19 Jimmy Walker (125 yards), 1978
- 18 Wayne Martin (110 yards), 1987
- 18 Dan Hampton (62 yards), 1978
- 17 Billy Ray Smith Jr. (86 yards), 1980
- 17 Ray Lee Johnson (89 yards), 1992
- 16 Junior Soli (53 yards), 1995
- 15 Caleb Miller (38 yards), 2003
- 15 Jimmy Walker (87 yards), 1977
- 15 Billy Ray Smith Jr. (85 yards), 1982

CAREER:

- 63 Billy Ray Smith Jr. (343 yards), 1979-82
- 46 Henry Ford (224 yards), 1990-93
- 37 Jimmy Walker (216 yards), 1975-78
- 37 Wayne Martin (189 yards), 1985-88
- 36 Caleb Miller (116 yards), 2000-03
- 36 Johnnie Meadors (157 yards), 1974-76
- 35 Steven Conley (251 yards), 1992-95
- 33 Jeb Huckeba (92 yards), 2001-04
- 32.5 Jamaal Anderson (172 yards), 2004-06
- 32 Marcus Adair (185 yards), 1993-95
- 32 Dan Hampton (143 yards), 1975-78
- 30 Randy Garner (137 yards), 1997-2000
- 30 Quinton Caver (113 yards), 1997-2000
- 29 Carlos Hall (122 yards), 1998-2001
- 29 Melvin Bradley (130 yards), 1995-98
- 28 Geno Bell (97 yards), 1993-95, 97
- 28 Ray Lee Johnson (136 yards), 1990-92
- 27 Owen Kelly (119 yards), 1989-92
- 26 Jim Elliot (167 yards), 1977-80
- 26 Jim Howard (130 yards), 1977-79
- 26 Tony Cherico (87 yards), 1984-87

SACKS

GAME:

- 5 Wayne Martin vs. Ole Miss, 1988

SEASON:

- 14 Jamaal Anderson (100 yards), 2006
- 14 Steven Conley, 1995
- 14 Henry Ford, 1993
- 13 Wayne Martin, 1988
- 11 Ray Lee Johnson, 1992
- 8 Henry Ford, 1991
- 7 C.J. McLain, 1998
- 7 Melvin Bradley, 1996
- 7 Marcus Adair, 1993
- 7 Ron Faurot, 1983
- 7 Scott Long, 1989
- 7 Marcus Adair, 1994
- 7 Steven Conley, 1994
- 6.5 Jeb Huckeba, 2004
- 6.5 Wayne Martin, 1987

CAREER:

- 25.5 Wayne Martin, 1985-88
- 25 Henry Ford, 1990-93
- 21 Steven Conley, 1992-95
- 19 Marcus Adair, 1993-95
- 18 Jamaal Anderson (133 yards), 2004-06
- 18 Scott Long, 1989-92
- 16 Ray Lee Johnson, 1990-92
- 15 Melvin Bradley, 1995-98
- 14.5 Randy Garner, 1997-2000

- 13 C.J. McLain, 1995-98
- 13 Michael Shepherd, 1986-89
- 12.5 Chad Rolen, 1987-90
- 12 Carlos Hall, 1998-01
- 11 Kerry Crawford, 1985-88
- 11 Owen Kelly, 1989-92
- 11 Geno Bell, 1993-95, 97



Junior end Antwain Robinson had 14.5 tackles for loss and 8.5 sacks last year. He now has 17.5 tackles for loss for his career and could move into Arkansas' all-time leaders list in each category.



Wayne "Thumper" Harris set the school record with 174 tackles in 1960.



Linebacker Sam Olajubutu ended his career last season with 372 total tackles, which ranks third on the Razorbacks' all-time list.

INDIVIDUAL RECORDS-DEFENSE | RECORDS

2007

INTERCEPTIONS

GAME:

- 5 Wear Schoonover vs. Texas A&M, 1929
- 3 Michael Grant vs. La.-Monroe (0 yards), 2006
- 3 David Hogue vs. SMU (20 yards), 1970
- 3 *Louis Campbell vs. Tennessee (12 yards), 1971
- 3 Billy Moore vs. SMU (4 yards), 1961
- 3 Kay Eakin vs. SMU (0 yards), 1937
- 2 Chris Houston vs. Mississippi State (129 yards), 2006
- 2 Bo Mosley vs. Mississippi State (7 yards), 2003
- 2 Lerinezo Robinson vs. La.-Monroe (29 yards), 2004
- 2 Ken Hamlin vs. La.-Lafayette (4 yards), 2002
- 2 Lawrence Richardson vs. Miss. St. (9 yards), 2002
- 2 Spencer Brown vs. South Carolina (7 yards), 1995
- 2 Floyd Hogan vs. USC (92 yards), 1974
- 2 Tommy Trantham vs. Rice (78 yards), 1965
- 2 Michael James vs. Houston (75 yards 1 TD), 1991
- 2 Louis Campbell vs. TCU (61 yards 1 TD), 1971
- 2 Louis Campbell vs. Baylor, 1972
- 2 Louis Campbell vs. Rice, 1971
- 2 Jerry Moore vs. Texas Tech, 1968
- 2 Tommy Dixon vs. Texas Tech, 1968
- 2 **Jerry Moore vs. Georgia (4 yards), 1969
- 2 Mike Davis vs. Baylor, 1971
- 2 Tommy Trantham vs. Rice (53 yards), 1967
- 2 Gerald Nesbitt vs. SMU (50 yards), 1956
- 2 Bobby Field vs. Texas Tech (45 yards), 1969
- 2 Steve Atwater vs. Hawaii (37 yards), 1987
- 2 Charles Washington vs. Houston (32 yards), 1986
- 2 Kevin Evans vs. SMU (32 yards), 1979
- 2 Richard Brothers vs. Ole Miss (17 yards), 1986
- 2 Patrick Williams vs. Houston (10 yards), 1988
- 2 Kevin Wyatt vs. Houston (14 yards), 1984
- 2 Curtis Banks vs. SMU (13 yards), 1991
- 2 **Kevin Evans vs. UCLA (12 yards), 1978
- 2 Dean Peevy vs. LSU (-3 yards), 1992

*1971 Liberty Bowl **1978 Fiesta Bowl ***1969 Sugar Bowl

SEASON:

- 10 Jim Rinehart (106 yards, 0 TD), 1949
- 7 Louis Campbell (86 yards, 1 TD), 1971
- 7 Gary Adams (93 yards, 0 TD), 1966
- 6 Tommy Trantham (104 yards, 0 TD), 1967

- 6 George Walker (90 yards, 0 TD), 1954
- 6 Patrick Williams (57 yards, 1 TD), 1988
- 6 David Hogue (45 yards, 1 TD), 1970
- 6 Orlando Watters (185 yards, 2 TD), 1993
- 5 Spencer Brown (43 yards, 0 TD), 1995
- 5 Jerry Moore (104 yards, 1 TD), 1968
- 5 Michael James (75 yards, 1 TD), 1991
- 5 Billy Bass (58 yards, 0 TD), 1949
- 5 Louis Schaufele (46 yards, 0 TD), 1949
- 5 Charles Washington (32 yards, 0 TD), 1986
- 5 Kevin Wyatt (22 yards, 0 TD), 1984
- 5 Gary Adams (6 yards, 0 TD), 1968
- 5 Dean Peevy (37 yards, 0 TD), 1992
- 5 Marcus Campbell (52 yards, 0 TD), 1996
- 5 Zac Painter (36 yards, 0 TD), 1998

CAREER:

- 14 Steve Atwater (99 yards, 1 TD), 1985-88
- 13 Gary Adams (113 yards, 0 TD), 1966-68
- 12 Orlando Watters (250 yards, 3 TD), 1991-93
- 12 Tommy Trantham (300 yards, 0 TD), 1965-67
- 12 Louis Campbell (114 yards, 1 TD), 1970-72
- 11 Anthony Cooney (53 yards, 1 TD), 1986-89
- 10 Louis Schaufele (183 yards, 0 TD), 1948-50
- 10 George Walker (130 yards, 0 TD), 1954-57
- 10 Jim Rinehart (106 yards, 0 TD), 1949-51
- 10 Charles Washington (36 yards, 0 TD), 1983-86
- 9 Ken Hamlin (66 yards, 0 TD), 2000-02
- 9 Richard Brothers (76 yards, 0 TD), 1985-87
- 9 Greg Lasker (155 yards, 0 TD), 1982-85
- 9 David Hogue (70 yards, 1 TD), 1969-71

INTERCEPTION RETURN YARDS

GAME:

- 129 Chris Houston vs. Mississippi State (2 int.), 2006
- 99 Orlando Watters vs. LSU (1 int.), 1993
- 98 James Skillern vs. Hendrix (1 int.), 1915
- 96 Wear Schoonover vs. Centenary (1 int.), 1929
- 94 Jimmy Fryer vs. Texas A&M (1 int.), 1970
- 93 Danny Walters vs. Houston (1 int.), 1982
- 92 Floyd Hogan vs. USC (2 int.), 1974
- 92 Stu Berryhill vs. Wichita State (1 int.), 1966

- 91 Herman Bagby vs. Oklahoma State (1 int.), 1923
- 88 Jermaine Petty vs. Auburn (1 int.), 2001
- 87 Danny Walters vs. Ole Miss (1 int.), 1981
- 85 Gary Adams vs. Auburn (1 int.), 1992

SEASON:

- 185 Orlando Watters (6 int.), 1993
- 158 Tommy Trantham (4 int.), 1965
- 129 Chris Houston (3 int.), 2006
- 106 Jim Rinehart (10 int.), 1949
- 104 Jerry Moore (5 int.), 1968
- 104 Tommy Trantham (6 int.), 1967
- 98 Danny Walters (4 int.), 1981
- 98 James Skillern (1 int.), 1915
- 97 Kenoy Kennedy (3 int.), 1999
- 96 Wear Schoonover (1 int.), 1929
- 95 Gerald Nesbitt (4 int.), 1956
- 94 Jimmy Fryer (1 int.), 1970
- 93 Danny Walters (3 int.), 1982
- 93 Gary Adams (7 int.), 1966
- 92 Vickiel Vaughn (2 int.), 2004
- 92 Floyd Hogan (2 int.), 1974
- 92 Stu Berryhill (1 int.), 1966
- 90 Kenoy Kennedy (2 int.), 1998
- 90 George Walker (6 int.), 1954

CAREER:

- 300 Tommy Trantham (12 int.), 1965-67
- 250 Orlando Watters (12 int.), 1991-93
- 191 Danny Walters (7 int.), 1981-82
- 187 Kenoy Kennedy (5 int.), 1996-99
- 155 Greg Lasker (9 int.), 1982-85
- 129 Chris Houston (3 int.), 2004-06
- 121 Curtis Banks (8 int.), 1988-91
- 119 David Barrett (7 int.), 1996-99
- 113 Gary Adams (13 int.), 1966-68
- 106 Michael James (8 int.), 1989-91
- 105 Vickiel Vaughn (7 int.), 2002-05
- 104 Jerry Moore (5 int.), 1968
- 102 Muskie Harris (4 int.), 1973-77

LONG PLAY TOUCHDOWNS

RUSHING (YARDS)

- 90 Billy Moore vs. Tulsa, 1962
- 89 Ben Cowins vs. Houston, 1976
- 86 Ralph LaForge vs. Baylor, 1932
- 85 Felix Jones vs. Southeast Missouri State, 2006
- 85 Aubrey Fowler vs. SMU, 1946
- 83 Harry Jones vs. North Texas State, 1965
- 82 Henry Moore vs. Texas, 1954
- 81 Fred Talley vs. Central Florida, 2001
- 81 Lamar McHan vs. Oklahoma State, 1951
- 81 Dickey Morton vs. Baylor, 1973
- 80 Darren McFadden vs. LSU, 2006
- 80 Felix Jones vs. Missouri State, 2005
- 80 Fred Talley vs. Auburn, 2002
- 80 Fred Talley vs. Auburn, 2000
- 80 Dick Miller vs. E. Central Okla., 1929
- 80 Barry Foster vs. Miami, 1988
- 80 Dan Estes vs. SW Missouri St., 1911
- 80 Ralph LaForge vs. Baylor, 1932

PASSING (YARDS)

- 92 Matt Jones to Richard Smith vs. Tennessee, 2002
- 87 Clint Stoerner to Anthony Lucas vs. SMU, 1998
- 87 Jimmy Williams to Derek Russell vs. TCU, 1988
- 84 Gordon Long to Alton Baldwin vs. Tulsa, 1946
- 82 Robert Reed to Carl Johnson vs. Tennessee, 1994
- 81 Ron Calcagni to Donny Bobo vs. New Mexico St., 1977
- 80 Clint Stoerner to Anthony Lucas vs. LSU, 1997
- 80 Clint Stoerner to Anthony Eubanks vs. LSU, 1997
- 80 Brad Taylor to Keith Kidd vs. TCU, 1983
- 80 James Monroe to Richard Bell vs. Tulsa, 1958
- 79 Robby Hampton to Boo Williams vs. Southwest Missouri State, 2000
- 79 Barry Lunney Jr. to J.J. Meadors vs. SMU, 1994
- 79 Mark Calcagni to James Rouse vs. New Mexico State, 1985
- 78 Quinn Grovey to Derek Russell vs. Texas, 1990

- 77 Greg Thomas to Donnie Centers vs. Rice, 1986
- 77 Ronny South to Max Peacock vs. Texas Tech, 1967
- 76 Kevin Scanlon to Bobby Duckworth vs. Texas Tech, 1979
- 75 Robby Hampton to Boo Williams vs. Boise State, 2000
- 74 Tom Jones to Gary Anderson vs. Texas Tech, 1982
- 74 Scott Bull to Mark Douglas vs. TCU, 1974
- 73 Bill Montgomery to Chuck Dicus vs. TCU, 1969
- 72 Jon Brittenum to Harry Jones vs. TCU, 1966
- 72 Barry Lunney Jr. to J.J. Meadors vs. Georgia, 1993
- 71 Brad Taylor to Keith Kidd vs. Houston, 1983
- 70 Mitch Mustain to Darren McFadden vs. Ole Miss, 2006
- 70 Ronny South to David Dickey vs. Texas Tech, 1967
- 70 Dick Miller to Wear Schoonover vs. Texas Southwestern, 1928
- 70 Clint Stoerner to Anthony Lucas vs. SMU, 1999

INTERCEPTION RETURNS (YARDS)

- 99 Orlando Watters vs. LSU vs., 1993
- 98 James Skillern vs. Hendrix, 1915
- 96 Wear Schoonover vs. Centenary, 1929
- 94 Jimmy Fryer vs. Texas A&M, 1970
- 93 Danny Walters vs. Houston, 1982
- 92 Stu Berryhill vs. Wichita State, 1966
- 91 Herman Bagby vs. Oklahoma State, 1923
- 88 Jermaine Petty vs. Auburn, 2001
- 87 Chris Houston vs. Mississippi State, 2006
- 87 Danny Walters vs. Ole Miss, 1981
- 85 Gary Adams vs. Auburn, 1992
- 80 Herman Bagby vs. Drury, 1923
- 76 Jerry Ford vs. Tulsa, 1954
- 75 Michael James vs. Houston, 1991
- 75 Winton Kyle vs. LSU, 1929
- 70 Mel McGaha vs. William & Mary, 1947
- 70 Louis Schaufele vs. Texas A&M, 1950

PUNT RETURNS (YARDS)

- 95 Ken Hatfield vs. Tulsa, 1963
- 90 Terry Stewart vs. Wichita State, 1970

- 87 Orlando Watters vs. South Carolina, 1992
- 81 Ken Hatfield vs. Texas, 1964
- 80 Gary Anderson vs. Tulane, 1980
- 80 Ken Hatfield vs. Texas Tech, 1963
- 79 Gary Adams vs. Baylor, 1968
- 78 Ken Hatfield vs. Texas Tech, 1964
- 75 Michael James vs. Texas Tech, 1991
- 75 Aubrey Fowler vs. North Texas, 1947
- 74 Marvin Jackson vs. Georgia, 2001
- 73 Marvin Jackson vs. New Mexico St., 2003
- 73 George Walker vs. Rice, 1954
- 71 Ken Hatfield vs. TCU, 1962
- 71 Orlando Watters vs. Tennessee, 1992
- 70 Johnny Cole vs. Texas, 1950

KICKOFF RETURNS (YARDS)

- 100 Felix Jones vs. Ole Miss, 2006
- 100 Felix Jones vs. Mississippi State, 2005
- 100 Madre Hill vs. LSU, 1994
- 100 Carl Miller vs. Baylor, 1983
- 100 Jim Mooty vs. Hardin-Simmons, 1958
- 100 Billy Kyser vs. Hardin-Simmons, 1958
- 100 Boyd Cypert vs. Missouri School of Mines, 1911
- 100 Boyd Cypert vs. Drury, 1911
- 99 Oscar Malone vs. Memphis, 1992
- 98 Lawrence Richardson vs. Weber State, 2001
- 96 Thomas Brown vs. Vanderbilt, 1978
- 95 Cedric Cobbs vs. Middle Tennessee, 1999
- 95 Jack Troxell vs. Tulsa, 1952
- 95 Ralph LaForge vs. TCU, 1933
- 93 Derek Holloway vs. Houston, 1980
- 92 Darren McFadden vs. Mississippi State, 2006
- 89 Jack Brasuell vs. Texas, 1963
- 88 Ronnie Underwood vs. LSU, 1955
- 86 Clyde Scott vs. SMU, 1946

BLOCKED FG RETURN (YARDS)

- 76 Pierre Brown vs. Mississippi State, 2004



RAZORBACK FOOTBALL



RUSHING

PLAYER	ATT	YDS	AVG	TD
1945 John Hoffman	139	587	4.3	3
1946 Ken Holland	112	397	3.5	2
1947 Clyde Scott	152	659	4.3	6
1948 Clyde Scott	95	670	7.1	6
1949 Geno Mazzanti, Sr.	123	757	6.2	3
1950 Buddy Rogers, Sr.	118	476	4.0	3
1951 Lamar McHan, So.	127	433	3.4	4
1952 Buddy Sutton, Sr.	100	448	4.5	3
1953 Lamar McHan, Sr.	143	409	2.9	4
1954 Henry Moore, Jr.	153	670	4.4	8
1955 Henry Moore, Sr.	134	701	5.2	3
1956 Gerald Nesbitt, So.	129	663	5.1	7
1957 Gerald Nesbitt, Jr.	145	624	4.3	7
1958 Jim Mooty, Jr.	71	395	5.6	4
1959 Jim Mooty, Sr.	93	519	5.6	5
1960 Lance Alworth, Jr.	106	375	3.5	3
1961 Lance Alworth, Sr.	110	516	4.7	5
1962 Billy Moore, Sr.	131	585	4.5	14
1963 Jim Lindsey, So.	130	444	3.4	2
1964 Jack Brasuell, Jr.	173	542	3.1	3
1965 Bobby Burnett, Sr.	232	947	4.1	16
1966 David Dickey, So.	115	447	3.9	8
1967 Russell Cody, So.	95	383	4.0	1
1968 Bill Burnett, So.	207	859	4.1	15
1969 Bill Burnett, Jr.	209	900	4.3	19
1970 Bill Burnett, Sr.	110	445	4.1	12
1971 Dickey Morton, So.	127	831	6.5	5
1972 Dickey Morton, Jr.	242	1188	4.9	6
1973 Dickey Morton, Sr.	226	1298	5.7	5
1974 Ike Forte, Jr.	187	974	5.3	9
1975 Ike Forte, Sr.	174	983	5.6	10
1976 Ben Cowins, So.	183	1162	6.3	7
1977 Ben Cowins, Jr.	220	1192	5.4	14
1978 Ben Cowins, Sr.	188	1006	5.4	6
1979 Roland Sales, Sr.	138	625	4.6	3
1980 James Tolbert, Jr.	140	571	4.1	3
1981 Gary Anderson, Jr.	121	616	5.1	1
1982 Daryl Bowles, Sr.	155	619	4.0	2
1983 Derek Thomas, Fr.	117	432	3.7	4
1984 Marshall Foreman, So.	183	804	4.4	7
1985 James Rouse, Fr.	99	550	5.6	8
1986 Greg Thomas, Jr.	141	461	3.3	8
1987 James Rouse, Jr.	182	1004	5.5	17
1988 Barry Foster, So.	132	660	5.0	8
1989 James Rouse, Sr.	163	895	5.3	7
1990 E.D. Jackson, So.	155	596	3.8	3
1991 E.D. Jackson, Jr.	143	641	4.5	1
1992 E.D. Jackson, Sr.	118	466	4.0	2
1993 Oscar Malone, So.	89	555	6.2	5
1994 Oscar Malone, Jr.	99	597	6.0	3
1995 Madre Hill, So.	307	1387	4.5	15
1996 Oscar Malone, Sr.	197	814	4.1	4
1997 Rod Stinson, Fr.	111	413	3.7	2
1998 Chrys Chukwuma, Jr.	149	870	5.8	8
1999 Cedric Cobbs, Fr.	116	668	5.8	3
2000 Fred Talley, So.	137	768	5.6	5
2001 Fred Talley, Jr.	164	774	4.7	4
2002 Fred Talley, Sr.	197	1119	5.7	2
2003 Cedric Cobbs, Sr.	227	1320	5.8	10
2004 Matt Jones, Sr.	83	622	7.5	6
2005 Darren McFadden, Fr.	176	1113	6.3	11
2006 Darren McFadden, So.	284	1647	5.8	14

PASSING

PLAYER	CMP	ATT	PCT	TD	INT	YDS
1935 Jack Robbins	95	152	.625	7	7	1219
1936 Jack Robbins	49	107	.458	4	7	583
1937 Jack Robbins	49	130	.377	8	18	554
1938 Kay Eakin	34	111	.306	3	4	467
1939 Kay Eakin	78	193	.404	5	18	962
1945 Bud Canada	24	69	.348	2	3	272
1946 Aubrey Fowler	18	40	.450	—	—	320
1947 Ken Holland	25	46	.543	5	—	360
1948 Gordon Long	32	56	.571	4	4	449
1949 Don Logue, So.	31	79	.392	6	8	374
1950 Jim Rinehart, Jr.	59	139	.424	3	15	756
1951 Lamar McHan, So.	53	135	.393	6	14	724

PLAYER

PLAYER	CMP	ATT	PCT	TD	INT	YDS
1952 Lamar McHan, Jr.	55	136	.404	5	17	743
1953 Lamar McHan, Sr.	78	150	.520	8	11	1107
1954 George Walker, So.	45	85	.529	4	9	603
1955 George Walker, Jr.	22	47	.468	2	3	347
1956 Don Christian, So.	18	53	.340	2	0	260
1957 George Walker, Sr.	35	63	.556	4	4	587
1958 James Monroe, Jr.	41	96	.427	3	8	512
1959 James Monroe, Sr.	19	30	.633	3	3	202
1960 George McKinney, Jr.	39	90	.433	9	6	728
1961 George McKinney, Sr.	32	68	.471	6	5	426
1962 Billy Moore, Sr.	51	91	.560	5	2	673
1963 Bill Gray, Jr.	34	79	.430	4	5	483
1964 Fred Marshall, Sr.	50	94	.532	4	8	656
1965 Jon Brittenum, Jr.	75	149	.503	8	7	1103
1966 Jon Brittenum, Sr.	76	143	.531	7	7	1103
1967 Ronny South, Sr.	84	142	.592	11	8	1159
1968 Bill Montgomery, So.	134	234	.573	10	8	1595
1969 Bill Montgomery, Jr.	93	173	.538	9	7	1333
1970 Bill Montgomery, Sr.	110	195	.564	10	9	1662
1971 Joe Ferguson, Jr.	160	271	.590	11	12	2203
1972 Joe Ferguson, Sr.	119	254	.469	9	15	1484
1973 Mike Kirkland, So.	75	151	.497	3	13	990
1974 Scott Bull, Jr.	14	32	.438	3	1	238
1975 Scott Bull, Sr.	33	71	.465	3	6	570
1976 Ron Calcagni, So.	17	57	.300	2	4	366
1977 Ron Calcagni, Jr.	73	137	.533	10	7	1147
1978 Ron Calcagni, Sr.	62	103	.602	4	5	807
1979 Kevin Scanlon, Sr.	92	139	.662	9	6	1212
1980 Tom Jones, So.	93	166	.560	6	8	1161
1981 Brad Taylor, Fr.	53	99	.535	1	4	726
1982 Brad Taylor, So.	59	141	.418	6	9	1073
1983 Brad Taylor, Jr.	139	257	.541	9	8	1837
1984 Brad Taylor, Sr.	82	147	.558	7	11	1166
1985 Mark Calcagni, Jr.	27	47	.574	3	2	561
1986 Greg Thomas, Jr.	67	109	.615	6	1	1032
1987 Quinn Grove, Fr.	38	62	.613	2	4	495
1988 Quinn Grove, So.	62	98	.633	4	3	966
1989 Quinn Grove, Jr.	72	132	.550	5	9	1149
1990 Quinn Grove, Sr.	120	235	.511	18	10	1886
1991 Jason Allen, Fr.	48	102	.471	6	6	603
1992 Barry Lunney Jr., Fr.	91	189	.482	4	5	1015
1993 Barry Lunney Jr., So.	104	202	.515	6	7	1241
1994 Barry Lunney Jr., Jr.	101	183	.552	11	6	1345
1995 Barry Lunney Jr., Sr.	180	292	.616	12	10	2181
1996 Pete Burks, So.	115	224	.513	6	9	1390
1997 Clint Stoerner, So.	173	357	.485	12	13	2347
1998 Clint Stoerner, Jr.	167	312	.535	26	8	2629
1999 Clint Stoerner, Sr.	177	317	.558	19	10	2293
2000 Robby Hampton, So.	145	261	.556	3	8	1548
2001 Zak Clark, So.	88	179	.492	6	4	1000
2002 Matt Jones, So.	122	234	.521	16	8	1592
2003 Matt Jones, Jr.	132	230	.574	18	8	1917
2004 Matt Jones, Sr.	151	264	.572	15	12	2073
2005 Robert Johnson, So.	89	158	.563	5	6	876
2006 Casey Dick, So.	65	132	.492	9	6	991

RECEIVING

PLAYER	REC	YDS	TD
1929 Wear Schoonover	33	342	7
1936 Jim Benton	35	489	5
1937 Jim Benton	48	814	7
1945 John Hoffman	11	196	0
1946 Clyde Scott	11	183	0
Alton Baldwin	10	213	2
1947 Ross Pritchard	15	266	4
1948 Ross Pritchard	17	311	5
1949 Pat Summerall, So.	17	298	3
1950 Bill Jurney, Jr.	22	335	3
1951 Pat Summerall, Sr.	24	358	3
1952 Lewis Carpenter	19	335	2
1953 Floyd Sagely, Sr.	30	542	3
1954 Preston Carpenter, Jr.	21	234	2
1955 Preston Carpenter, Sr.	11	155	0
1956 Ronnie Underwood, Jr.	7	154	2
1957 Billy Kyser, So.	10	179	1
1958 Charlie Barnes, So.	15	175	2
1959 Steve Butler, Jr.	9	107	2
1960 Jimmy Collier, Jr.	17	356	3
1961 Lance Alworth, Sr.	18	320	3

PLAYER

PLAYER	REC	YDS	TD
1962 Jerry Lamb, So.	23	378	4
1963 Jerry Lamb, Jr.	16	240	2
1964 Jim Lindsey, Jr.	24	331	2
1965 Bobby Crockett, Sr.	30	487	3
1966 Tommy Burnett, Sr.	29	401	2
1967 Max Peacock, Sr.	30	468	5
1968 Max Peacock, Sr.	39	497	2
Chuck Dicus, So.	38	589	8
1969 Chuck Dicus, Jr.	42	688	4
1970 Chuck Dicus, Sr.	38	577	4
1971 Mike Reppond, Jr.	56	986	3
1972 Mike Reppond, Sr.	36	475	4
1973 Jack Ettinger, Sr.	28	411	1
1974 Freddie Douglas, Jr.	15	332	3
1975 Freddie Douglas, Sr.	13	232	0
1976 Charles Clay, So.	7	174	1
1977 Donny Bobo, So.	22	454	5
1978 Robert Farrell, Jr.	13	229	4
Jerry Eckwood, Sr.	13	99	0
1979 Gary Stiggers, Jr.	23	221	1
Robert Farrell, Sr.	21	401	1
Bobby Duckworth, Sr.	20	461	2
Gary Anderson, So.	23	153	0
1981 Darryl Mason, Sr.	23	285	3
Gary Anderson, Jr.	26	263	3
1982 Derek Holloway, Sr.	21	529	2
Gary Anderson, Sr.	26	486	4
1983 Mark Mistler, Sr.	33	401	2
1984 James Shibest, So.	51	907	7
1985 James Shibest, Jr.	20	446	2
1986 James Shibest, Sr.	22	473	0
1987 Derek Russell, Fr.	16	297	3
1988 Tim Horton, Jr.	16	319	1
Derek Russell, Fr.	15	396	1
1989 Tim Horton, Jr.	23	454	0
1990 Derek Russell, Fr.	43	897	8
1991 Ron Dickerson, Jr.	25	372	3
1992 Kirk Botkin, Jr.	33	257	0
Ron Dickerson, Sr.	32	437	4
1993 J.J. Meadors, So.	28	429	3
1994 J.J. Meadors, Jr.	43	613	5
1995 Anthony Eubanks, So.	43	596	4
1996 Anthony Eubanks, Jr.	51	809	5
1997 Anthony Eubanks, Sr.	51	870	5
1998 Anthony Lucas, Jr.	43	1004	10
Michael Williams, Jr.	44	560	5
1999 Anthony Lucas, Sr.	37	822	5
2000 Boo Williams, Sr.	52	739	7
2001 George Wilson, Fr.	40	568	3
2002 George Wilson, So.	49	626	7
2003 George Wilson, Jr.	50	900	6
2004 Steven Harris, Sr.	37	617	4
Marcus Monk, Fr.	37	569	6
2005 Peyton Hillis, So.	38	402	4
Marcus Monk, So.	35	476	7
2006 Marcus Monk, Jr.	50	962	11



Marcus Monk set the school record with 11 touchdown receptions in 2006.

INDIVIDUAL RECORDS - YEARLY LEADERS | RECORDS

2007



UNIVERSITY OF ARKANSAS

SCORING

PLAYER	TD	PAT	FG	PTS
1915 Gene Davidson	3	2	0	20
1916 Gene Davidson	12	13	0	85
1917 Gene Davidson	12	5	0	77
1925 George Cole	3	4	7	43
1926 George Cole	9	15	1	72
1927 George Cole	11	16	1	85
1928 Garland Beavers	13	0	0	78
1929 Richard Miller	13	0	0	78
1930 Homer Ledbetter	4	0	0	24
1931 Homer Ledbetter	8	0	0	48
1932 Joe Biddle	4	1	0	25
1933 Ralph LaForge	9	3	0	57
1934 Elvin Geiser	2	5	1	20
1935 Allan Keen	6	0	0	30
1936 Ralph Rawlings	6	0	0	30
1937 Jim Benton	6	0	0	30
1938 Neil Martin	3	0	0	18
1939 O'Neil Adams	4	0	0	24
1940 Howard Hickey	3	2	0	20
1941 Frank Delmonago	1	13	1	22
1942 Bob Forte	3	0	0	18
1943 Alton Baldwin	5	0	0	30
1944 Alton Baldwin	5	0	0	30
1945 Alton Baldwin	5	0	0	30
1946 Aubrey Fowler	3	11	0	29
1947 Clyde Scott	6	0	0	36
1948 Leon Campbell	9	0	0	54
1949 Don Logue, So.	6	0	0	36
1950 Bill Jurney, Jr.	4	0	0	24
1951 Buddy Sutton, Jr.	6	0	0	36
1952 Lamar McHan, Jr.	4	0	0	24
Lewis Carpenter	4	0	0	24
1953 Lamar McHan, Sr.	4	8	0	32
1954 George Walker, So.	7	6	0	48
1955 George Walker, Jr.	4	14	1	41
1956 Gerald Nesbitt, Jr.	7	7	0	49
1957 Gerald Nesbitt, Sr.	7	9	0	51
1958 Donnie Stone, Sr.	5	0	0	30
1959 Jim Mooty, Sr.	5	0	0	30
1960 Mickey Cissell, So.	0	21	2	27
1961 Mickey Cissell, Jr.	1	21	2	33
1962 Billy Moore, Sr.	14	0	0	84
1963 Bill Gray, Jr.	5	0	0	30
1964 Tom McKnelly, Sr.	0	29	6	47
1965 Bobby Burnett, Sr.	16	0	0	96
1966 David Dickey, So.	8	0	0	48
1967 David Dickey, Jr.	16	0	0	96
1968 Bill Burnett, So.	16	0	0	96
1969 Bill Burnett, Jr.	20	0	0	120
1970 Bill McClard, Jr.	0	50	10	80
1971 Bill McClard, Sr.	0	35	12	71
1972 Mike Kirkland	0	26	8	50
1973 Mike Kirkland	3	5	3	34
1974 Steve Little, Fr.	0	29	12	65
1975 Steve Little, So.	0	32	11	65
1976 Steve Little, Jr.	0	23	11	56
1977 Steve Little, Sr.	0	37	19	94
1978 Ish Ordenez, So.	0	39	13	78
1979 Ish Ordenez, Jr.	0	26	18	80
1980 Ish Ordenez, Sr.	0	23	13	62
1981 Bruce Lahay, Sr.	0	31	19	88
1982 Gary Anderson, Sr.	9	0	0	54
1983 Greg Horne, Fr.	0	16	14	58
1984 Greg Horne, So.	0	14	10	44
1985 James Rouse, Fr.	9	1	0	56
1986 Kendall Trainor, So.	0	39	10	69
1987 James Rouse, Jr.	17	0	0	102
1988 Kendall Trainor, Sr.	0	30	24	102
1989 Todd Wright, Fr.	0	38	20	98
1990 Todd Wright, So.	0	24	11	57
1991 Todd Wright, Jr.	0	14	12	50
1992 Todd Wright, Sr.	0	11	17	62
1993 Oscar Malone, So.	5	0	0	30
1994 Lance Ellison, Sr.	0	24	6	42

PLAYER	TD	PAT	FG	PTS
1995 Madre Hill, So.	16	0	0	96
1996 Todd Latourette, So.	0	18	9	45
1997 Todd Latourette, Jr.	0	20	7	41
1998 Todd Latourette, Sr.	0	41	17	92
1999 Tony Dodson, Sr.	0	31	12	67
2000 Boo Williams, Sr.	7	1	0	44
2001 Brennan O'Donohoe, So.	0	29	12	65
2002 David Carlton, Jr.	0	28	12	64
2003 Chris Balseiro, So.	0	40	11	73
2004 Chris Balseiro, Jr.	0	40	4	52
2005 Chris Balseiro, Sr.	0	31	13	70
2006 Darren McFadden, So.	16	1	0	98

PUNT RETURNS

PLAYER	NO	YDS	AVG	TD
1945 Bud Canada	21	264	12.5	—
1946 Aubrey Fowler	22	247	11.2	—
1947 Aubrey Fowler	23	395	17.1	—
1948 Ross Pritchard	10	203	20.3	—
1949 Jim Rinehart, So.	21	230	10.9	—
1950 Johnny Cole, So.	16	293	18.3	1
1951 Johnny Cole, Jr.	15	233	15.5	—
1952 Johnny Cole, Sr.	8	68	8.5	—
1953 Lamar McHan, Sr.	21	233	11.1	—
1954 George Walker, So.	8	142	17.3	1
1955 Don Horton, So.	7	173	24.7	—
1956 Rogers Overby, Sr.	11	121	11.0	—
1957 Donnie Stone, Jr.	7	80	11.4	—
George Walker, Sr.	7	100	14.3	—
1958 Jim Mooty, Jr.	9	77	8.5	—
Freddy Akers, Jr.	8	91	11.4	—
1959 Lance Alworth, So.	5	47	9.4	—
1960 Lance Alworth, Jr.	18	307	17.1	—
1961 Lance Alworth, Sr.	28	336	12.0	—
1962 Ken Hatfield, So.	7	198	28.3	—
George Rea Walker, So.	7	200	28.6	—
1963 Ken Hatfield, Jr.	21	350	16.7	—
1964 Ken Hatfield, Sr.	31	518	16.7	—
1965 Jack Brasuell, Sr.	21	285	13.6	—
1966 Martine Bercher, Sr.	24	375	15.6	—
1967 Gary Adams, Jr.	28	290	10.4	—
1968 Gary Adams, Sr.	28	215	10.2	2
1969 Terry Stewart, Sr.	19	134	7.1	—
1970 Jerry Moore, Sr.	15	191	12.8	0
1971 Jack Morris, Sr.	24	216	9.0	0
1972 John Mosely, Sr.	19	182	9.6	0
1973 Floyd Hogan, Jr.	8	64	8.0	0
Teddy Barnes, So.	11	46	4.2	0
1974 Floyd Hogan, Sr.	27	128	4.7	0
1975 Jerry Eckwood, So.	15	105	7.0	0
1976 Vaughn Lusby, So.	29	161	5.6	0
1977 Vaughn Lusby, Jr.	36	294	8.2	0
1978 Vaughn Lusby, Sr.	21	170	8.1	0
1979 Gary Anderson, Fr.	34	286	8.4	1
1980 Gary Anderson, So.	23	244	10.6	0
1981 Gary Anderson, Jr.	29	252	8.7	0
1982 Gary Anderson, Sr.	29	222	7.7	0
1983 Bobby Joe Edmonds, So.	23	177	7.7	0
1984 Bobby Joe Edmonds, Jr.	25	294	11.8	0
1985 Bobby Joe Edmonds, Sr.	40	466	11.7	0
1986 James Shibest, Sr.	20	211	10.6	0
1987 Tim Horton, So.	25	224	9.0	0
1988 Tim Horton, Jr.	26	258	9.9	0
1989 Tim Horton, Sr.	20	124	6.2	0
1990 Dean Peevy, Fr.	5	48	9.6	0
Michael James, Jr.	8	13	1.6	0
1991 Michael James, Sr.	19	272	14.3	1
1992 Orlando Watters, Jr.	36	290	8.1	2
1993 Orlando Watters, Sr.	28	157	5.6	0
1994 Carl Kidd, Sr.	22	165	7.5	0
1995 J.J. Meadors, Sr.	11	52	4.7	0
1996 Anthony Eubanks, Jr.	21	101	4.8	0
1997 Jeromy Flowers, So.	25	157	6.3	0
1998 Rossi Morreale, So.	18	130	7.2	0
1999 Rossi Morreale, Jr.	14	79	5.6	0

PLAYER	NO	YDS	AVG	TD
2000 Steadman Campbell, So.	16	103	6.4	0
2001 Marvin Jackson, Jr.	27	265	9.8	1
2002 DeCori Birmingham, So.	28	342	12.2	0
2003 Marvin Jackson, Sr.	26	329	12.7	1
2004 DeCori Birmingham, Sr.	17	115	6.8	0
2005 Peyton Hillis, So.	16	165	10.3	0
2006 Reggie Fish, So.	16	98	6.1	0

*Leader in punt returns yards if different from return leader



Junior Felix Jones has 1,097 yards on kickoff returns alone in the last two years.

KICKOFF RETURNS

PLAYER	NO	YDS	AVG	TD
1946 Clyde Scott	6	140	23.3	—
1947 Clyde Scott	8	196	24.5	—
1948 Clyde Scott	8	195	24.4	—
1949 Joe Dugan, So.	6	138	23.0	—
Joe Baldridge, So.	6	152	25.3	—
1950 Buddy Rogers, Sr.	9	146	16.2	—
1951 Larry Hogue, Jr.	8	144	18.0	—
1952 Jack Troxell, Jr.	7	212	30.3	—
Lewis Carpenter, Sr	11	159	14.4	—
1953 Preston Carpenter, So.	5	107	21.4	—
1954 Buddy Benson, So.	6	110	18.3	—
George Walker, So.	6	154	25.7	—
1955 Ronnie Underwood, Jr.	3	121	40.3	—
Don Christian, So.	3	83	27.7	—
George Walker, Jr.	3	65	21.7	—
Don Horton, So.	3	54	18.0	—
Joe Thomason, Sr.	3	48	16.0	—
1956 Donnie Stone, So.	11	239	21.7	—
1957 Donnie Stone, Jr.	8	166	20.7	—
1958 Jim Mooty, Jr.	9	210	23.3	—
1959 Jim Mooty, Sr.	8	147	18.4	—
1960 Lance Alworth, Jr.	14	428	30.6	—
1961 Lance Alworth, Sr.	13	300	23.1	0
1962 Ken Hatfield, So.	7	198	28.3	—
George Walker, So.	7	200	28.6	—
1963 Jack Brasuell, So.	13	329	25.3	0
1964 Ken Hatfield, Sr.	12	253	21.1	—
1965 Jack Brasuell, Sr.	6	93	15.5	—
1966 David Dickey, So.	7	164	23.4	—
1967 David Dickey, Jr.	13	294	22.6	—
1968 Bill Burnett, So.	12	206	17.2	—
1969 Bill Burnett, Jr.	6	134	22.3	0
1970 Jon Richardson, So.	11	151	22.1	0
1971 Dickey Morton, So.	9	269	29.9	1
1972 Jon Richardson, Sr.	22	501	22.8	0
1973 Dickey Morton, Sr.	12	278	23.2	0



RAZORBACK FOOTBALL



PLAYER	NO	YDS	AVG	TD
1974 Barnabus White, So.	7	119	17.0	—
1975 Teddy Barnes, Sr.	10	218	21.8	—
1976 Barnabus White, Jr.	13	256	19.7	0
1977 Gary Stiggers, Fr.	7	109	15.6	0
1978 Thomas Brown, Fr.	15	354	23.6	1
1979 Gary Anderson, Fr.	16	343	21.4	0
1980 Derek Holloway, So.	17	407	23.9	1
1981 Derek Holloway, Jr.	20	419	21.0	0
1982 Derek Holloway, Sr.	12	262	21.8	0
1983 Carl Miller, So.	11	300	27.3	1
1984 Carl Miller, Jr.	18	390	21.7	0
1985 Carl Miller, Sr.	14	326	23.3	0
1986 Marshall Foreman, Sr.	11	270	24.5	0
Donnie Centers, Jr.	11	279	25.4	0
1987 James Rouse, Jr.	12	244	20.3	0
1988 Barry Foster, So.	23	445	19.3	0
1989 Barry Foster, Jr.	20	445	22.3	0
1990 Tracy Caldwell, Fr.	17	317	18.6	0
1991 Freddie Bradley, Jr.	16	388	24.3	0
1992 Ron Dickerson, Sr.	20	497	24.9	0
1993 Orlando Watters, Sr.	18	392	21.8	0
1994 Madre Hill, Fr.	7	223	31.9	1
1995 Cory Nichols, Fr.	19	399	21.0	0
1996 Ontraia Moss, Fr.	14	296	21.1	0
1997 Mark Henderson, Fr.	15	284	18.9	0
1998 Rod Stinson, So.	7	156	22.3	0
Hubert Loudermilk, Jr.	8	155	19.4	0
1999 Cedric Cobbs, Fr.	12	328	27.3	1
2000 Steven Harris, Fr.	20	420	21.0	0
2001 Lawrence Richardson, Fr.	18	416	23.1	1
2002 DeCori Birmingham, So.	28	638	22.8	0
2003 Cedric Washington, Fr.	25	497	19.9	0
2004 Cedric Washington, So.	11	204	18.5	0
DeCori Birmingham, Sr.	10	217	21.7	0
2005 Felix Jones, Fr.	17	543	31.9	1
2006 Felix Jones, So.	23	554	24.1	1

*Leader in kickoff return yards if different from return leader

PUNTING


PLAYER	PUNTS	YARDS	AVG.
1937 Kay Eakin	28	1121	40.0
1938 Kay Eakin	41	1688	41.4
1943 Harold Cox	42	1745	41.7
1945 Alton Baldwin	32	1077	33.6
1946 Aubrey Fowler	64	2218	34.6
1947 Aubrey Fowler	47	1693	36.0
1948 Harold Cox	39	1431	36.7
Gordon Long	22	881	40.0
1949 Louis Schaufele, Jr.	59	2273	38.4
1950 Louis Schaufele, Sr.	60	2316	38.4
1951 Lamar McHan, So.	64	2377	37.1
1952 Bob St. Pierre	22	844	38.4
Lamar McHan, Jr.	35	1276	36.5
1953 Lamar McHan, Sr.	46	1851	40.2
1954 George Walker, So.	49	1953	39.9
1955 Gerald Nesbitt, So.	13	609	46.8
George Walker, Jr.	47	1779	37.9
1956 Gerald Nesbitt, Jr.	12	484	40.3
Don Christian, Jr.	25	975	39.0
1957 Gerald Nesbitt, Sr.	32	1343	41.9
1958 Mike Cooney, Sr.	39	1515	38.8
1959 Lance Alworth, So.	37	1313	35.5
1960 Lance Alworth, Jr.	48	1602	33.4
1961 Tommy Moore, So.	17	634	37.3
Lance Alworth, Sr.	32	1132	35.3
1962 Tommy Moore, Jr.	38	1467	38.6
1963 Tommy Moore, Sr.	51	1810	35.5
1964 Bobby Nix, Jr.	50	1823	36.5
1965 Bobby Nix, Sr.	53	2158	40.7
1966 Paul Conner, Jr.	52	2076	40.0
1967 Paul Conner, Sr.	63	2249	35.7
1968 Cary Stockdell, Jr.	55	2195	39.9
1969 Cary Stockdell, Sr.	52	1949	37.5
1970 Ken Curry, Sr.	34	1255	36.9
1971 Drew Toole, So.	45	1573	34.9
1972 Drew Toole, Jr.	49	1838	37.5
1973 Tommy Cheyne, So.	63	2312	36.7

PLAYER	PUNTS	YARDS	AVG.
1974 Mike Kirkland, Jr.	45	1812	40.3
1975 Tommy Cheyne, Sr.	37	1590	43.0
1976 Steve Little, Jr.	63	2797	44.4
1977 Steve Little, Sr.	48	2127	44.3
1978 Bruce Lahay, So.	54	2185	40.5
1979 Steve Cox, Jr.	42	1840	43.8
1980 Steve Cox, Sr.	47	2186	46.5
1981 Bruce Lahay, Sr.	63	2436	38.7
1982 Brad Taylor, So.	60	2451	40.9
1983 Brad Taylor, Jr.	38	1639	43.1
Greg Horne, Fr.	26	1152	44.3
1984 Greg Horne, So.	51	2234	43.8
1985 Greg Horne, Jr.	54	2301	42.6
1986 Greg Horne, Sr.	49	2313	47.2
1987 Kendall Trainor, Jr.	58	2285	39.4
1988 Allen Meacham, Jr.	53	2203	41.6
1989 Allen Meacham, Sr.	37	1398	37.8
1990 Pete Raether, Fr.	24	969	40.4
1991 Pete Raether, So.	65	2836	43.6
1992 Pete Raether, Jr.	68	2938	43.2
1993 Doyle Preston, So.	56	2109	37.7
1994 Matt Wait, Fr.	54	2190	40.6
1995 Matt Wait, So.	59	2275	38.6
1996 Matt Wait, Jr.	69	2777	40.3
1997 Matt Wait, Sr.	70	2935	41.9
1998 Chris Akin, Jr.	48	1883	39.2
1999 Richie Butler, Fr.	30	1199	40.0
2000 Richie Butler, So.	65	2784	42.8
2001 Richie Butler, Jr.	67	2848	42.5
2002 Richie Butler, Sr.	69	2715	39.3
2003 Jacob Skinner, Fr.	52	2074	39.9
2004 Jacob Skinner, So.	29	1062	36.6
Jeremy Davis, Fr.	25	979	39.2
2005 Jacob Skinner, Jr.	50	2091	41.8
2006 Jacob Skinner, Sr.	61	2327	38.1

FIELD GOALS

PLAYER	FGM	FGA	PCT
1950 Pat Summerall, Jr.	1	NA	NA
1951 Pat Summerall, Sr.	4	NA	NA
1952 Carl Mazza	2	NA	NA
1953 None			
1954 Preston Carpenter, Jr.	1	NA	NA
1955 George Walker, Jr.	1	NA	NA
1956 None			
1957 None			
1958 None			
1959 Freddy Akers, Sr.	2	NA	NA
1960 Mickey Cissel, So.	2	NA	NA
1961 Mickey Cissel, Jr.	2	NA	NA
1962 Tom McNelly, So.	3	NA	NA
1963 Tom McNelly, Jr.	1	4	.250
1964 Tom McNelly, Sr.	6	NA	NA
1965 Ronnie South, Jr.	5	NA	NA
1966 Bob White, So.	5	7	.714
1967 Bob White, Jr.	3	6	.500
1968 Bob White, Sr.	4	7	.571
1969 Bill McClard, So.	7	9	.778
1970 Bill McClard, Jr.	10	15	.667
1971 Bill McClard, Sr.	12	22	.545
1972 Mike Kirkland, Fr.	8	16	.500
1973 Mike Kirkland, So.	3	12	.250
1974 Steve Little, Fr.	12	16	.750
1975 Steve Little, So.	11	20	.550
1976 Steve Little, Jr.	11	23	.478
1977 Steve Little, Sr.	19	30	.633
1978 Ish Ordenez, So.	13	19	.684
1979 Ish Ordenez, Jr.	18	22	.818
1980 Ish Ordenez, Sr.	13	21	.619
1981 Bruce Lahay, Sr.	19	24	.792
1982 Ernie Villarreal, Fr.	4	10	.400
1983 Greg Horne, So.	14	22	.636
1984 Greg Horne, Jr.	10	18	.556
1985 Greg Horne, Sr.	5	13	.385
1986 Kendall Trainor, So.	10	13	.769
1987 Kendall Trainor, Jr.	13	20	.650

PLAYER	FGM	FGA	PCT
1988 Kendall Trainor, Sr.	24	27	.889
1989 Todd Wright, Fr.	20	23	.870
1990 Todd Wright, So.	11	14	.786
1991 Todd Wright, Jr.	12	17	.706
1992 Todd Wright, Sr.	17	25	.680
1993 Lance Ellison, Jr.	4	10	.400
1994 Lance Ellison, Sr.	6	15	.400
1995 Todd Latourette, Fr.	14	21	.667
1996 Todd Latourette, So.	9	14	.643
1997 Todd Latourette, Jr.	7	12	.583
1998 Todd Latourette, Sr.	17	24	.708
1999 Tony Dodson, Sr.	12	18	.667
2000 Brennan O'Donohoe, Fr.	4	6	.667
2001 Brennan O'Donohoe, So.	12	17	.706
2002 David Carlton, So.	12	16	.750
2003 Chris Balseiro, So.	11	15	.733
2004 Chris Balseiro, Jr.	4	7	.571
2005 Chris Balseiro, Sr.	13	18	.708
2006 Jeremy Davis, So.	6	13	.462



Junior Jeremy Davis led the team in punting as a freshman and in field goals as a sophomore.

TACKLES

PLAYER	UA	AT	TOTAL
1960 LB Wayne Harris,	62	112	174
1961 LB Danny Brabham, Jr.	25	45	80
1962 E Jim Grizzle, Jr.	19	65	84
1963 LB Ronnie Caveness, Jr.	34	120	154
1964 LB Ronnie Caveness, Sr.	87	68	155
1965 T Loyd Phillips, Jr.	42	58	100
1966 T Loyd Phillips, Sr.	58	39	97
1967 LB Lynn Garner, So.	27	83	110
1968 LB Cliff Powell, So.	72	82	154
1969 LB Cliff Powell, Jr.	70	64	134
1970 not available			
1971 not available			
1972 not available			
1973 T Jon Rhiddlehoover, Jr.	81	48	129
1974 T Jon Riddlehoover, Sr.	58	49	107
1975 T Mike Campbell, Sr.	85	35	120
1976 LB Curtis Townsend, Sr.	67	52	110
1977 LB Larry Jackson, Jr.	86	37	123
1978 LB Larry Jackson, Sr.	64	38	102
1979 LB Mike Massey, Sr.	46	38	84
LB Teddy Morris, So.	59	25	84
1980 T Richard Richardson, So.	40	48	88
1981 LB Teddy Morris, Sr.	46	26	72
E Billy Ray Smith, Jr.	50	22	72
1982 LB Bert Zinamon, Jr.	47	63	110
1983 LB Milton Fields, Sr.	57	56	113
1984 LB David Bazzel, Jr.	62	51	113
LB Nick Miller, Jr.	55	58	113
1985 LB Nick Miller, Sr.	59	53	112

INDIVIDUAL RECORDS - YEARLY LEADERS

RECORDS

2007



UNIVERSITY OF ARKANSAS

RECORDS | INDIVIDUAL RECORDS-YEARLY LEADERS

	PLAYER	UA	AT	TOTAL
1986	LB Rickey Williams, Jr.	67	43	110
1987	LB Rickey Williams, Sr.	87	53	140
1988	LB LaSalle Harper, Sr.	61	58	119
1989	LB Mick Thomas, So.	57	40	97
1990	LB Mick Thomas, Jr.	74	62	136
1991	LB Mick Thomas, Sr.	55	42	97
1992	LB Kevin Kempf, Jr.	51	51	102
1993	LB Darwin Ireland, Sr.	37	56	93
1994	LB Mark Smith, So.	35	44	79
1995	LB Mark Smith, Jr.	60	55	115
1996	NG Melvin Bradley, So.	51	38	89
1997	NG Melvin Bradley, Jr.	44	27	71
1998	FS Kenoy Kennedy, Jr.	66	29	95
1999	FS Kenoy Kennedy, Sr.	58	40	98
2000	FS Ken Hamlin, Fr.	57	47	104
2001	LB Jermaine Petty, Sr.	80	60	140
2002	FS Ken Hamlin, Jr.	97	62	159
2003	LB Caleb Miller, Sr.	84	49	133
2004	FS Vickiel Vaughn, Jr.	47	19	66
2005	LB Sam Olajubutu, Jr.	69	49	118
2006	LB Sam Olajubutu, Sr.	70	45	115

TACKLES FOR LOSS

	PLAYER	TFL	YARDS
1974	E Johnnie Meadors, So.	14	59
1975	E Johnnie Meadors, Jr.	10	54
1976	E Dennis Winston, Sr.	13	50
1977	T Jimmy Walker, Jr.	15	87
1978	T Jimmy Walker, Sr.	19	125
1979	T Jim Elliott, Jr.	13	88
1980	E Billy Ray Smith, So.	17	86
1981	E Billy Ray Smith, Jr.	19	128
1982	E Billy Ray Smith, Sr.	15	85
1983	T Ron Furot, Sr.	10	52
1984	E Ravin Caldwell, Jr.	10	57
	NG Tony Cherico, Fr.	10	40
1985	LB David Dudley, Jr.	7	36
	LB Nick Miller, Sr.	7	15
	LB Rickey Williams, So.	7	40
1986	T Wayne Martin, So.	10	47
1987	T Wayne Martin, Jr.	9	32
1988	T Wayne Martin, Sr.	18	110
1989	NG Chad Rolen, Jr.	10	63
1990	LB Ray Lee Johnson, So.	6	20
	NG Owen Kelly, So.	6	28
1991	T Henry Ford, So.	14	62
1992	LB Ray Lee Johnson, Sr.	17	89
1993	E Henry Ford, Sr.	23	116
1994	E Marcus Adair, Jr.	12	77
	E Steven Conley, Jr.	12	76
1995	E Steven Conley, Sr.	23	175
1996	NG Melvin Bradley, So.	14	60
1997	E Geno Bell, Sr.	10	28



Jamaal Anderson, a first-round NFL Draft pick of Atlanta, led the team in tackles for loss and sacks last year.

	PLAYER	TFL	YARDS
1998	E Ryan Hale, Jr.	10	42
	DE Carlos Hall, Fr.	11	61
	LB C.J. McLain, Sr.	11	55
1999	DE Randy Garner, Jr.	13	50
2000	LB Quinton Caver, Sr.	10	36
2001	LB Jermaine Petty, Sr.	13	30
2002	DE Gavin Walls, Sr.	11	50
2003	LB Caleb Miller, Sr.	15	38
2004	DE Jeb Huckeba, Sr.	13	51
2005	LB Sam Olajubutu, Jr.	14.5	40
2006	DE Jamaal Anderson, Jr.	20.5	113

SACKS

	PLAYER	SACKS	YARDS
1983	T Ron Furot, Sr.	7	-
1984	E Ravin Caldwell, Jr.	5.5	-
1985	LB Rickey Williams, So.	5	-
1986	T Wayne Martin, So.	6	-
1987	T Wayne Martin, Jr.	6.5	-
1988	T Wayne Martin, Sr.	13	-
1989	T Scott Long, Fr.	7	41
1990	T Scott Long, So.	4	16
1991	E Henry Ford, So.	8	50
1992	DE Ray Lee Johnson, Sr.	11	73
1993	E Henry Ford, Sr.	14	85
1994	E Marcus Adair, Jr.	7	51
	E Steven Conley, Jr.	7	63
1995	E Steven Conley, Sr.	14	122
1996	NG Melvin Bradley, So.	7	47
1997	E Ryan Hale, Jr.	5	26
1998	LB C.J. McLain, Sr.	7	48
1999	E Randy Garner, Jr.	5.5	28
2000	Six with two		
2001	DT Jermaine Brooks, Jr.	3.5	19
2002	DE Gavin Walls, Sr.	6	34
2003	DE Justin Scott, Sr.	3	14
2004	DE Jeb Huckeba, Sr.	6.5	41
2005	DE Desmond Sims, Jr.	5.5	33
2006	DE Jamaal Anderson, Jr.	14.0	100

INTERCEPTIONS

	PLAYER	INT.	YARDS	TD
1948	Gordon Long	4	60	0
1949	Jim Rinehart, So.	10	106	0
1950	not available			
1951	not available			
1952	Johnny Cole, Sr.	3	33	0
	Edsel Nix, Jr.	3	13	0
1953	Floyd Sagely, Sr.	3	51	0
1954	George Walker, So.	6	90	0
1955	Don Christian, Jr.	4	83	0
1956	Gerald Nesbitt, Jr.	4	95	0
1957	George Walker, Sr.	2	18	0



Senior Michael Grant tied for the team lead with three interceptions in 2006.

	PLAYER	INT.	YARDS	TD
1958	HB Don Horton, Sr.	2	24	0
	Jim Mooty, Jr.	2	8	0
1959	not available			
1960	George McKinney, Jr.	2	23	0
1961	HB Billy Moore, Jr.	3	-	-
1962	HB Ken Hatfield, So.	3	-	-
1963	HB Ken Hatfield, Jr.	3	45	0
1964	HB Bill Gray, Sr.	3	22	0
1965	LB Joe Black, Jr.	4	-	-
	HB Tommy Trantham, So.	4	-	-
1966	HB Gary Adams, So.	7	93	0
1967	HB Tommy Trantham, Sr.	6	104	0
1968	HB Gary Adams, Sr.	5	6	0
	HB Jerry Moore, So.	5	104	1
1969	MM Bobby Field, Jr.	4	70	0
1970	HB David Hogue, Jr.	6	45	1
1971	CB Louis Campbell, Jr.	7	86	1
1972	SS Mark Hollingsworth, Sr.	4	39	0
1973	CB Rollen Smith, Jr.	4	27	0
1974	FS Floyd Hogan, Sr.	2	92	0
1975	CB Tommy Harris, Sr.	3	28	0
1976	Six with two (no TDs)			
1977	CB Vaughn Lusby, Jr.	3	0	0
	LB Mike Massey, So.	3	31	0
1978	E William Hampton, Sr.	3	30	0
1979	FS Kevin Evans, Jr.	4	54	0
1980	FS Kevin Evans, Sr.	2	21	0
1981	DB Danny Walters, Jr.	4	98	1
1982	DB Keith Burns, Sr.	4	10	0
1983	DB Greg Gaston, So.	3	7	0
	S Greg Lasker, So.	3	72	0
	DB Charles Washington, Fr.	3	0	0
1984	CB Kevin Wyatt, Jr.	5	22	0
1985	LB David Dudley, Jr.	3	79	1
	CB Kevin Wyatt, Sr.	3	59	1
1986	CB Charles Washington, Sr.	5	32	0
1987	S Steve Atwater, Jr.	4	53	1
1988	R Patrick Williams, Jr.	6	57	1
1989	CB Anthony Cooney, Sr.	3	14	0
1990	CB Michael James, Jr.	2	21	0
1991	CB Michael James, Sr.	5	75	1
1992	CB Dean Peevy, So.	5	37	0
1993	CB Orlando Watters, Sr.	6	185	2
1994	LB Mark Smith, So.	2	16	0
1995	CB Spencer Brown, Sr.	5	43	0
1996	CB Marcus Campbell, Jr.	5	52	0
1997	CB Marcus Campbell, Sr.	2	(-2)	0
	B Jeromy Flowers, So.	2	36	0
	CB Ontraia Moss, So.	2	19	0
1998	R Zac Painter, Sr.	5	36	0
1999	CB David Barrett, Sr.	3	45	1
	FS Kenoy Kennedy, Sr.	3	97	0
2000	Four with two (one TD, Eddie Jackson)			
2001	FS Ken Hamlin, So.	3	33	0
	CB Lawrence Richardson, Fr.	3	45	1
2002	FS Ken Hamlin, Jr.	4	33	0
	CB Lawrence Richardson, So.	4	25	0
2003	Ahmad Carroll, Jr.	3	0	0
2004	FS Vickiel Vaughn, Jr.	2	92	0
	SS Lerezno Robinson, Jr.	2	29	0
	CB Michael Coe, So.	2	7	0
2005	CB Vickiel Vaughn, Sr.	4	13	0
2006	FS Michael Grant, Jr.	3	0	0
	CB Chris Houston, Jr.	3	129	1

PASSES BROKEN UP

	PLAYER	PBU
1961	C Tommy Brasher, So.	5
1962	HB Ken Hatfield, Jr.	5
	Mike Parker, Jr.	5
1963	MM Charles Daniel, Jr.	4
	Tommy Moore, Sr.	4
	Mike Parker, Sr.	4
1964	HB Bill Gray, Sr.	9
1965	MM Mike Jordan, Jr.	9
1966	HB Gary Adams, So.	8
1967	HB Tommy Trantham, Sr.	12



RAZORBACK FOOTBALL



Senior linebacker Weston Dacus tied for the team lead last season with two forced fumbles.



Sophomore cornerback Jerrell Norton led the Hogs with two fumble recoveries last year.

INDIVIDUAL RECORDS - YEARLY LEADERS | RECORDS

2007

PLAYER	PBU
1968 HB Jerry Moore, So.	8
1969 not available	
1970 not available	
1971 not available	
1972 not available	
1973 not available	
1974 Brad Thomas, Jr.	8
1975 Howard Sampson, Jr.	8
1976 Bo Busby, Sr.	6
Patrick Martin, Jr.	6
1977 SS Howard Sampson, Sr.	7
1978 CB Brad Shoup, Sr.	6
1979 S Kevin Evans, Jr.	8
1980 CB Trent Bryant, Sr.	6
1981 SS Keith Burns, Jr.	8
1982 CB Danny Walters, Sr.	7
1983 CB Greg Gaston, So.	6
CB Kevin Wyatt, So.	6
1984 S Greg Lasker, Jr.	11
1985 S Greg Lasker, Sr.	10
1986 S Steve Atwater, So.	12
1987 R Odis Lloyd, Jr.	9
1988 S Steve Atwater, Sr.	9
1989 S Aaron Jackson, Jr.	10
1990 CB Curtis Banks, Jr.	3
CB Pat Burris, Sr.	3
1991 CB Orlando Watters, So.	6
1992 CB Dean Peevy, So.	4
1993 CB Orlando Watters, Sr.	8
1994 CB Tracy Cantlope, Jr.	4
1995 CB Spencer Brown, Sr.	7
1996 CB Marcus Campbell, Jr.	11
1997 CB Marcus Campbell, Sr.	9
1998 CB David Barrett, Jr.	8
1999 FS Kenoy Kennedy, Sr.	10
2000 SS D'Andre Berry, Jr.	12
2001 CB Lawrence Richardson, Fr.	20
2002 CB Lawrence Richardson, So.	13
2003 CB Eddie Jackson, Sr.	10
2004 LB Sam Olajubutu, Jr.	4
2005 CB Michael Coe, Jr.	8
CB Chris Houston, So.	8
2006 CB Chris Houston, Jr.	13

FORCED FUMBLES

PLAYER	FF
1984 R Nathan Jones, Sr.	4
LB Nick Miller, Sr.	4

PLAYER	FF
1985 T Rodney Beachum, Sr.	4
1986 T Wayne Martin, So.	2
T David Schell, Jr.	2
LB Rickey Williams, Jr.	2
1987 T Wayne Martin, Jr.	2
1988 T Wayne Martin, Sr.	7
1989 Seven players	1
1990 E Ken Benson, Sr.	2
FS Ben Floor, Sr.	2
1991 Six players	1
1992 LB Tyrone Chatman, Jr.	4
1993 E Henry Ford, Sr.	3
1994 Four with two	
1995 E Geno Bell, Jr.	2
LB Mark Smith, Jr.	2
1996 LB C.J. McLain, So.	2
1997 LB C.J. McLain, Jr.	3
1998 R Zac Painter, Sr.	3
1999 B Jeremy Flowers, Sr.	3
FS Kenoy Kennedy, Sr.	3
2000 Five with one	
2001 FS Ken Hamlin, So.	4
2002 FS Ken Hamlin, Jr.	4
2003 LB Caleb Miller, Sr.	3
2004 Seven with one	
2005 DE Desmond Sims, Jr.	2
2006 Three with two	

FUMBLE RECOVERIES

PLAYER	FR
1961 G Ray Trail, Jr.	4
1962 Billy Moore, Sr.	4
1963 T Jim Williams, So.	4
1964 MG Jimmy Johnson, Sr.	3
1965 LB Joe Black, Jr.	4
1966 T Loyd Phillips, Sr.	3
1967 HB Gary Adams, Jr.	3
MG David Cooper, Sr.	3
LB Lynn Garner, So.	3
1968 T Gordon McNulty, Jr.	4
1969 not available	
1970 not available	
1971 not available	
1972 not available	
1973 not available	
1974 E Ivan Jordan, Jr.	5
1975 E Johnnie Meadors, Jr.	6
1976 T Dale White, So.	4

PLAYER	FR
E Dennis Winston, Sr.	4
1977 T Jimmy Walker, Jr.	3
1978 T Dan Hampton, Sr.	3
LB Mike Massey, Jr.	3
T Dale White, Sr.	3
1979 DB Trent Bryant, Jr.	3
E Jeff Goff, So.	3
1980 LB Jeff Goff, Jr.	3
LB Ed Jackson, So.	3
E Billy Ray Smith, So.	3
1981 LB Steve Douglas, Jr.	3
1982 T Earl Buckingham, Sr.	3
1983 T Ron Faurot, Sr.	3
1984 DE Ravin Caldwell, Jr.	4
1985 T Rodney Beachum, Sr.	2
1986 NG Tony Cherico, Jr.	2
LB Kerry Owens, So.	2
1987 Seven players	1
1988 T Wayne Martin, Sr.	3
1989 R Kirk Collins, So.	2
1990 LB Darwin Ireland, Fr.	5
1991 CB Michael James, Sr.	3
1992 LB Darwin Ireland, Jr.	2
NG Owen Kelly, Sr.	2
SS Mike Nunnerley, Fr.	2
1993 T Henry Ford, Sr.	2
1994 LB Don Bray, Jr.	2
E Steven Conley, Jr.	2
FS Del Delco, Jr.	2
1995 E Marcus Adair, Sr.	2
1996 E D.J. Cooper, Fr.	2
LB C.J. McLain, So.	2
1997 NG Melvin Bradley, Jr.	4
1998 E D.J. Cooper, Jr.	2
CB Rossi Morreale, So.	2
LB Harry Wilson, Sr.	2
1999 CB Orlando Green, So.	2
FS Kenoy Kennedy, Sr.	2
T Sacha Lancaster, So.	2
2000 DE Carlos Hall, Jr.	2
2001 FS Ken Hamlin, So.	3
2002 Four players	2
2003 Seven players	2
2004 LB Pierre Brown, Jr.	2
CB Dallas Washington, Fr.	2
2005 DT Keith Jackson, Jr.	3
2006 CB Jerrell Norton, Fr.	2





UNIVERSITY OF ARKANSAS

TOTAL OFFENSE

	Player	RA	YDS	TD	PA	PC	PCT	YDS	TD	Int	Plays	YDS	TD
1935	Jack Robbins	61	345	4	152	95	.625	1219	7	7	213	1564	11
1936	Jack Robbins	73	315	2	104	54	.519	554	4	7	177	869	6
1937	Jack Robbins	57	195	4	130	49	.377	780	8	18	187	910	12
1938	Kay Eakin	119	482	4	193	78	.404	962	5	18	312	1344	9
1946	Ken Holland	112	397	2	44			242	2	—	156	639	4
1947	Clyde Scott	152	659	6	41	14	.341	258	2	1	193	917	8
1948	Clyde Scott	95	670	6	20	9	.450	198	2	2	115	868	8
1949	Geno Mazzanti, Sr.	123	757	3	0	0	.000	0	0	0	123	757	3
1950	Jim Rinehart, Jr.	72	142	2	139	59	.424	756	3	15	211	898	5
1951	Lamar McHan, So.	127	433	4	135	53	.393	724	6	14	262	1157	10
1952	Lamar McHan, Jr.	62	162	4	136	55	.404	743	5	17	198	905	9
1953	Lamar McHan, Sr.	143	409	4	150	78	.520	1107	8	11	293	1516	12
1954	George Walker, So	79	301	7	85	45	.529	603	4	9	164	904	11
1955	Henry Moore, Sr.	134	701	3	0	0	.000	0	0	0	134	701	3
1956	Don Christian, Jr.	96	412	5	53	18	.340	260	2	0	149	672	7
1957	George Walker, Sr.	34	84	3	63	35	.556	587	4	4	97	671	7
1958	James Monroe, Jr.	67	174	3	96	41	.427	512	3	8	163	686	6
1959	Jim Mooty, Sr.	93	519	5	0	0	.000	0	0	0	93	519	5
1960	George McKinney, Jr.	84	193	1	90	39	.433	728	9	6	174	921	10
1961	George McKinney, Sr.	68	244	4	68	32	.471	426	6	5	136	670	10
1962	Billy Moore, Sr.	131	585	14	91	51	.560	673	5	2	222	1258	19
1963	Bill Gray, Jr.	51	36	5	79	34	.430	483	4	5	130	519	9
1964	Fred Marshall, Sr.	104	438	3	94	50	.532	656	4	8	198	1094	7
1965	Jon Brittenum, Jr.	81	224	6	149	75	.503	1103	8	7	230	1327	14
1966	Jon Brittenum, Sr.	81	168	1	143	76	.531	1103	7	7	224	1271	8
1967	Ronnie South, Sr.	55	-38	0	142	84	.592	1159	11	8	197	1121	11
1968	Bill Montgomery, So.	116	239	4	234	134	.572	1595	10	8	350	1834	14
1969	Bill Montgomery, Jr.	92	66	3	173	93	.538	1333	9	7	265	1399	12
1970	Bill Montgomery, Sr.	86	157	6	195	110	.570	1662	10	9	281	1819	16
1971	Joe Ferguson, Jr.	63	39	6	271	160	.590	2203	11	12	334	2242	17
1972	Joe Ferguson, Sr.	73	68	2	254	119	.469	1484	9	15	327	1552	11
1973	Dickey Morton, Sr.	226	1298	5	0	0	.000	0	0	0	226	1298	5
1974	Ike Forte, Jr.	187	974	9	0	0	.000	0	0	0	187	974	9
1975	Ike Forte, Sr.	174	983	10	0	0	.000	0	0	0	174	983	10
1976	Ben Cowins, So.	183	1162	7	0	0	.000	0	0	0	183	1162	7
1977	Ron Calcagni, Jr.	125	546	4	137	73	.533	1147	10	7	262	1693	14
1978	Ron Calcagni, Sr.	153	448	11	103	62	.602	807	4	5	256	1255	15
1979	Kevin Scanlon, Sr.	120	248	7	139	92	.662	1212	9	6	259	1460	16
1980	Tom Jones, So.	95	178	3	166	93	.560	1161	6	8	261	1339	9
1981	Tom Jones, Jr.	68	219	3	109	60	.551	684	7	7	177	903	10
1982	Brad Taylor, So.	74	108	3	141	59	.418	1073	6	9	215	1181	9
1983	Brad Taylor, Jr.	91	-31	3	257	139	.541	1837	9	8	348	1806	12
1984	Brad Taylor, Sr.	109	135	5	147	82	.558	1166	7	11	256	1301	12
1985	Greg Thomas, So.	118	365	1	72	33	.458	554	4	2	190	919	5
1986	Greg Thomas, Jr.	141	461	8	109	67	.615	1032	6	1	250	1493	14
1987	James Rouse, Jr.	182	1004	17	0	0	.000	0	0	0	182	1004	17
1988	Quinn Grovey, So.	110	515	7	98	62	.633	966	4	3	208	1481	11
1989	Quinn Grovey, Jr.	120	565	8	131	72	.550	1149	5	9	251	1714	13
1990	Quinn Grovey, Sr.	104	326	5	235	120	.511	1886	18	10	339	2212	23
1991	Jason Allen, Fr.	47	98	0	102	48	.471	603	6	6	149	701	6
1992	Barry Lunney Jr., Fr.	40	-140	0	189	91	.481	1015	4	5	229	875	4
1993	Barry Lunney Jr., So.	74	140	2	202	104	.515	1241	6	7	276	1381	8
1994	Barry Lunney Jr., Jr.	91	40	2	183	101	.552	1345	11	6	274	1385	13
1995	Barry Lunney Jr., Sr.	112	65	3	292	180	.616	2206	12	10	404	2246	15
1996	Pete Burks, So.	92	74	2	224	115	.513	1464	6	9	316	1464	8
1997	Clint Stoerner, So.	81	-267	2	357	173	.485	2347	12	13	438	2080	14
1998	Clint Stoerner, Jr.	51	-57	1	312	167	.535	2629	26	8	363	2572	27
1999	Clint Stoerner, Sr.	27	-60	2	317	177	.558	2293	19	10	344	2233	21
2000	Robby Hampton, So.	29	-19	1	261	145	.556	1548	13	8	290	1529	14
2001	Zak Clark, So.	22	-42	0	179	88	.492	1000	6	4	201	958	6
2002	Matt Jones, So.	129	614	5	234	122	.521	1592	16	8	363	2206	21
2003	Matt Jones, Jr.	96	707	8	230	132	.574	1917	18	7	326	2624	26
2004	Matt Jones, Sr.	83	622	6	264	151	.572	2073	15	12	347	2695	21
2005	Darren McFadden, Fr.	176	1113	11	0	0	.000	0	0	0	176	1113	11
2006	Darren McFadden, So.	284	1647	14	9	7	.778	69	3	1	293	1716	17

RECORDS | INDIVIDUAL RECORDS - YEARLY LEADERS

2007



RAZORBACK FOOTBALL



RUSHING

ATTEMPTS

GAME:

85	TCU (475 yards), 1980
81	Rice (421 yards), 1981
80	Ole Miss (370 yards), 2001
80	Utah State (385 yards), 1975
78	Tulsa (344 yards), 1987
77	Colorado State (410 yards), 1974
77	Oklahoma State (349 yards), 1969
75	Houston (296 yards), 1988
75	Tulsa (365 yards), 1974
75	Texas Tech (527 yards), 1978
75	Texas A&M (266 yards), 1984
75	TCU (316 yards), 1986
74	SMU (422 yards), 1986
73	SMU (512 yards), 1977
73	Rice (410 yards), 1974
72	*Tennessee (361 yards), 1990

**1990 Cotton Bowl*

SEASON:

753	1987, (3196 yards in 11 games)
685	1985, (2922 yards in 11 games)
680	1989, (3456 yards in 11 games)
677	1978, (3119 yards in 11 games)
674	1974, (2898 yards in 11 games)
668	1986, (2721 yards in 11 games)
659	1975, (3523 yards in 11 games)
644	1982, (2348 yards in 11 games)
643	2002 (3065 yards in 14 games)
640	1984, (2420 yards in 11 games)
631	1988, (2714 yards in 11 games)

YARDS

GAME:

594	Pittsburg (Kan.) State (54 rushes), 1936
527	TCU (75 rushes), 1978
512	SMU (73 rushes), 1977
503	Northwestern (La.) State (47 rushes), 1947
502	New Mexico (71 rushes), 1987
501	Air Force (62 rushes), 1975
493	Missouri State (51 rushes), 2005
475	TCU (85 rushes), 1980
460	Baylor (68 rushes), 1975
444	TCU (63 rushes), 1989
426	Auburn (45 rushes), 2002
423	Navy (70 rushes), 1981
423	Northwestern (70 rushes), 1981
422	SMU (74 rushes), 1986
421	Rice (81 rushes), 1981
418	Rice (67 rushes), 1976
412	LSU (56 rushes), 1993

SEASON:

3523	1975, (659 rushes in 11 games)
3456	1989, (680 rushes in 11 games)
3199	2006, (539 rushes in 14 games)
3196	1987, (753 rushes in 12 games)
3145	2003, (626 rushes in 13 games)
3119	1978, (677 rushes in 11 games)
3065	2002, (643 rushes in 14 games)
3011	1977, (604 rushes in 11 games)
2922	1985, (685 rushes in 11 games)
2898	1974, (674 rushes in 11 games)
2721	1986, (668 rushes in 11 games)

YARDS PER GAME

SEASON:

320.3	1975, (3523 in 11 games)
314.2	1989, (3456 in 11 games)
283.5	1978, (3119 in 11 games)
273.7	1977, (3011 in 11 games)
266.3	1987, (3196 in 12 games)
265.6	1985, (2922 in 11 games)
263.4	1974, (2898 in 11 games)
247.4	1986, (2721 in 11 games)
246.7	1988, (2714 in 11 games)
241.9	2003, (3145 in 13 games)

YARDS PER RUSH

GAME:

11.00	Pittsburg (Kan.) State (54 for 594 yards), 1936
10.70	Northwestern (La.) State (47 for 503 yards), 1947
9.50	Missouri State (51 for 483), 2005
9.47	Auburn (45 for 426 yards), 2002
9.29	Southeast Missouri (41 for 381 yards), 2006
8.28	Louisiana-Monroe (40 for 331 yards), 2006
8.08	Air Force (62 for 501 yards), 1975
7.95	Tulsa (37 for 294 yards), 2003
7.90	North Texas St. (51 for 403 yards), 1965
7.77	North Texas St. (43 for 334 yards), 1950
7.73	Wichita State (52 for 402 yards), 1942

SEASON:

5.94	2006, (539 for 3199 yards)
5.35	1975, (659 for 3523 yards)
5.08	1989, (680 for 3456 yards)
5.02	2003, (626 for 3145 yards)
5.00	2005, (481 for 2386 yards)
4.99	1977, (604 for 3011 yards)
4.77	2002, (643 for 3065 yards)
4.70	1956, (498 for 2343 yards)
4.61	1978, (677 for 3119 yards)
4.52	1948, (441 for 1994 yards)
4.42	1971, (582 for 2571 yards)

PASSING

ATTEMPTS

GAME:

53	Alabama (24 comp), 1999
51	Texas A&M (31 comp), 1971
49	Kentucky (25 comp), 1999
47	Wichita State (26 comp), 1969
46	Oklahoma State (26 comp), 1943
45	Florida (24 comp), 2003
44	LSU (24 comp), 1999
43	Auburn (20 comp), 1997
42	Auburn (20 comp), 2000
42	Memphis (19 comp), 1998
41	Houston (20 comp), 1990
41	Auburn (17 comp), 1993
41	Tulsa (17 comp), 1937
40	**Minnesota (18 comp), 2002
40	Alabama (22 comp), 2001
40	*UNLV (18 comp), 2000

**2000 Las Vegas Bowl*

***2002 Music City Bowl*

SEASON:

371	1999, (204 comp)
370	1997, (177 comp)
352	2000, (178 comp)
321	1998, (170 comp)
308	1937, (NA)
304	2003, (167 comp)
302	2006, (154 comp)
302	1992, (148 comp)
300	1995, (183 comp)
299	2002, (148 comp)
293	1971, (170 comp)
286	2004, (162 comp)
284	1970, (160 comp)
280	2005, (150 comp)
273	1972, (128 comp)
272	1969, (145 comp)
268	2001, (133 comp)
260	1983, (141 comp)

COMPLETIONS

GAME:

31	Texas A&M (51 attempts), 1971
27	LSU (38 attempts), 1998
26	Oklahoma State (46 attempts), 1943
26	Wichita State (47 attempts), 1969
25	Kentucky (49 attempts), 1999
24	Florida (45 attempts), 2003
24	Alabama (53 attempts), 1999
24	LSU (44 attempts), 1999
23	Florida (39 attempts), 2004
23	Tennessee (37 attempts), 1997
23	SMU (34 attempts), 1984

22	Alabama (40 attempts), 2001
22	Tennessee (27 attempts), 1995
22	SMU (39 attempts), 1992
22	*Alabama (39 attempts), 1980
22	Baylor (35 attempts), 1968
22	SMU (37 attempts), 1935
22	Oklahoma State (35 attempts), 1971

**1980 Sugar Bowl*

SEASON:

204	1999, (371 attempts)
183	1995, (300 attempts)
178	2000 (352 attempts)
177	1997, (370 attempts)
170	1998, (321 attempts)
170	1971, (293 attempts)
167	2003, (304 attempts)
162	2004, (286 attempts)
160	1970, (284 attempts)
154	2006, (302 attempts)
150	2005, (280 attempts)
148	2002, (299 attempts)
148	1992, (302 attempts)

COMPLETION PERCENTAGE

SEASON:

.639	1979, (122 of 191)
.610	1995, (183 of 300)
.600	1986, (78 of 130)
.580	1971, (170 of 293)
.574	1967, (116 of 202)
.571	1987, (72 of 126)
.566	2004, (162 of 286)
.563	1970, (160 of 284)
.563	1957, (63 of 112)
.556	1968, (138 of 248)
.555	1984, (117 of 211)
.555	1989, (91 of 164)

YARDS

GAME:

387	LSU (18-38, 2 TD, 0 INT), 1997
372	Oklahoma State (26-46, 2 TD, 0 INT), 1943
362	TCU (18-32, 2 TD, 2 INT), 1970
349	Texas Tech (17-25, 3 TD, 0 INT), 1957
345	Texas A&M (31-51, 0 TD, 1 INT), 1971
343	Florida (24-45, 3 TD, 3 INT), 2003
338	*Ole Miss (17-35, 2 TD, 2 INT), 1970
335	Texas Tech (18-33, 3 TD, 2 INT), 1967
334	LSU (27-38, 2 TD, 0 INT), 1998
327	New Mexico State (18-24, 3 TD, 0 INT), 2004
327	SMU (21-37, 2 TD, 2 INT), 1970
325	Auburn (20-43, 1 TD, 2 INT), 1997
316	Alabama (24-53, 1 TD, 1 INT), 1999
315	Texas Tech (19-33, 0 TD, 0 INT), 1969
307	**North Carolina (14-29, 2 TD, 1 INT), 1981
304	TCU (20-32, 4 TD, 0 INT), 1972
299	Wichita State (26-47, 2 TD, 0 INT), 1969
296	Memphis (19-42, 1 TD, 2 INT), 1998
288	Wichita State (12-23, 3 TD, 1 INT), 1970
287	Tulsa (17-41, 3 TD, 2 INT), 1937
286	Auburn (17-41, 0 TD, 1 INT), 1993
283	Texas (14-29, 1 TD, 2 INT), 2004
282	La.-Monroe (19-29, 4 TD, 1 INT), 2004
276	Tennessee (22-27 3 TD, 0 INT), 1995

**1970 Sugar Bowl **1981 Gator Bowl*

SEASON:

2668	1998, (170 of 321)
2576	1999, (204 of 371)
2462	2003, (167 of 304)
2448	1970, (160 of 284)
2381	1997, (177 of 370)
2327	1971, (170 of 293)
2316	2004, (162 of 286)
2206	1995, (183 of 300)
2093	2006, (154 of 302)
1958	1990, (124 of 245)
1927	1969, (145 of 272)
1916	2000, (178 of 352)
1885	2002, (148 of 299)
1844	1983, (141 of 260)
1837	1982, (116 of 249)





UNIVERSITY OF ARKANSAS

YARDS PER GAME SEASON:

242.5	1998, (2668 in 11 games)
234.2	1999, (2576 in 11 games)
225.5	1970, (2448 in 11 games)
218.9	2002, (3065 in 14 games)
216.5	1997, (2381 in 11 games)
211.5	1971, (2327 in 11 games)
210.5	2004, (2316 in 11 games)
189.4	2003, (2462 in 13 games)
183.8	1995, (2206 in 12 games)
178.0	1990, (1958 in 11 games)
175.2	1969, (1927 in 11 games)
174.2	2000, (1916 in 11 games)
172.0	1968, (1720 in 10 games)
167.6	1983, (1844 in 11 games)
167.0	1982, (1837 in 11 games)
163.3	1994, (1796 in 11 games)

YARDS PER ATTEMPT SEASON:

9.45	1957, (112 for 1058)
9.43	1986, (130 for 1226)
9.32	1985, (120 for 1118)
8.96	1989, (164 for 1470)
8.70	1988, (180 for 1566)
8.62	1970, (284 for 2448)
8.31	1998, (321 for 2668)
8.18	1979, (191 for 1563)
8.10	2004, (162 for 286)
8.10	2003, (304 for 2462)
7.99	1984, (211 for 1686)
7.99	1990, (245 for 1958)

TOUCHDOWN PASSES GAME:

6	Pittsburg (Kan.) State, 1936
5	Vanderbilt, 1994
4	Louisiana-Monroe, 2004
4	LSU, 2001
4	Louisiana-Monroe, 2000
4	SMU, 1967
4	TCU, 1972
4	Ole Miss, 1937
4	Rice, 1983

SEASON:

26	1998
23	2006
21	1999
20	2003
19	2004
18	2002
18	1990
15	1970
14	2000
14	1994
13	2005
13	1968
13	1977

PASSES HAD INTERCEPTED GAME:

8	SMU, 1951
6	Texas A&M, 1950
6	Texas A&M, 1972
6	SMU, 1951
5	*Georgia, 1991
4	Pittsburg (Kan.) State, 1936
4	Texas A&M, 1952
4	Baylor, 1979
4	North Texas, 1971

* 1991 Independence Bowl

SEASON:

30	1937
26	1950
22	1952
21	1951
18	2006
17	1972
16	1971
16	1949
16	1982
15	2000
15	1970
14	1967

TOTAL OFFENSE

PLAYS

GAME:

110	Wichita State (63 rushes, 47 passes, 545 yards, 4 TD), 1969
107	Oklahoma State (77 rushes, 30 passes, 500 yards, 6 TD), 1969
107	Rice (81 rushes, 26 passes, 620 yards, 5 TD), 1981
106	Ole Miss (80 rushes, 26 passes, 531 yards, 8 TD), 2001
99	Kentucky (71 rushes, 28 passes, 9 TD), 2003
97	Houston (56 rushes, 41 passes, TD), 1990
97	TCU (85 rushes, 12 passes, 610 yards, 6 TD), 1980
95	Texas Tech (60 rushes, 35 passes, TD), 1990
95	TCU (75 rushes, 20 passes, 4 TD), 1986
94	*Tennessee (72 rushes, 22 passes, 4 TD), 1990
94	New Mexico (71 rushes, 23 passes, 6 TD), 1987
93	Ole Miss (68 rushes, 25 passes, TD), 1990
93	Oklahoma State (58 rushes, 35 passes, 4 TD), 1971
91	Utah State (80 rushes, 11 passes, 4 TD), 1975
91	Texas A&M (75 rushes, 16 passes, 3 TD), 1984
91	Rice (68 rushes, 23 passes, 4 TD), 1979

*1990 Cotton Bowl

SEASON:

942	2002 (643 rushes, 299 passes, 40 TD)
930	2003 (626 rushes, 304 passes, 54 TD)
893	1982 (644 rushes, 249 passes, 33 TD)
879	1987 (753 rushes, 126 passes, 34 TD)
875	1971 (582 rushes, 293 passes, 43 TD)
857	1970 (571 rushes, 286 passes, 50 TD)
851	1984 (640 rushes, 211 passes, 31 TD)
846	1995 (546 rushes, 300 passes, 33 TD)
846	1981 (597 rushes, 249 passes, 31 TD)
844	1989 (680 rushes, 164 passes, 41 TD)
834	1978 (677 rushes, 157 passes, 40 TD)

YARDS

GAME:

859	Pittsburg (Kan.) State (594 rushing, 265 passing, 86 plays, 8 TD), 1936
658	TCU (296 rushing, 362 passing, 83 plays, 7 TD), 1970
647	Houston (391 rushing, 256 passing, TD), 1989
620	Rice (421 rushing, 199 passing, 107 plays, 5 TD), 1981
620	UTEP (366 rushing, 254 passing, TD), 1989
613	SMU (512 rushing, 101 passing, 82 plays, 6 TD), 1977
610	TCU (475 rushing, 135 passing, 97 plays, 4 TD), 1980
605	Kentucky (334 rushing, 271 passing, 9 TD), 2003
591	Missouri State (493 rushing, 108 passing, 76 plays, 6 TDs)
589	New Mexico (502 rushing, 87 passing, 94 plays, 6 TD), 1987
579	Northwestern (423 rushing, 146 passing, 85 plays, 5 TD), 1981
576	Mississippi State (322 rushing, 254 passing, 7 TD), 2003
573	Oklahoma State (317 rushing, 256 passing, 93 plays, 4 TD), 1971
569	Navy (423 rushing, 146 passing, 85 plays, 5 TD), 1980
568	*Tennessee (361 rushing, 207 passing, 94 plays, 4 TD), 1990
561	SMU (330 rushing, 231 passing, 77 plays, 5 TD), 1994
549	Tulsa (306 rushing, 243 passing, 82 plays, 3 TD), 1982
548	New Mexico State (221 rushing, 327 passing, 78 plays, 9 TD), 2004
547	South Florida (307 rushing, 240 passing, 90 plays), 2002
547	South Carolina (368 rushing, 179 passing, 83 plays, 7 TD), 1995

*1990 Cotton Bowl

SEASON:

5607	2003 (3145 rushing, 2462 passing, 54 TD)
5292	2006 (3199 rushing, 2093 passing, 49 TD)
4950	2002 (3065 rushing, 1885 passing, 40 TD)
4926	1989 (3456 rushing, 1470 passing, 41 TD)
4898	1971 (2571 rushing, 2327 passing, 43 TD)
4564	1970 (2116 rushing, 2448 passing, 50 TD)
4542	1977 (3011 rushing, 1531 passing, 43 TD)
4377	2004 (2061 rushing, 2316 passing, 45 TD)
4360	1975 (3523 rushing, 837 passing, 38 TD)
4333	1998 (1665 rushing, 2668 passing, 44 TD)
4280	1988 (2714 rushing, 1566 passing, 36 TD)

4267	1978 (3119 rushing, 1148 passing, 40 TD)
4217	1981 (2553 rushing, 1664 passing, 31 TD)
4185	1982 (2348 rushing, 1837 passing, 33 TD)

YARDS PER GAME

447.8	1989 (4926 in 11 games)
445.3	1971 (4898 in 11 games)
431.3	2003 (5607 in 13 games)
414.9	1970 (4564 in 11 games)
412.9	1977 (4542 in 11 games)
404.9	1969 (4049 in 10 games)
397.9	2004 (4377 in 11 games)
396.4	1975 (4360 in 11 games)
393.9	1998 (4333 in 11 games)
389.1	1988 (4280 in 11 games)
387.9	1978 (4267 in 11 games)
383.4	1981 (4217 in 11 games)

YARDS PER PLAY

GAME:

10.76	Northwestern (La.) State (49 for 527 yards), 1947
9.99	Pittsburg (Kan.) State (86 for 859 yards), 1936
8.76	North Texas (62 for 543 yards), 1965
8.47	Tulsa (57 for 482 yards), 2003
8.24	TCU (66 for 544 yards), 1974
8.23	Abilene Christian (57 for 469 yards), 1948

SEASON:

6.29	2006 (841 for 5292 yards)
6.03	2003 (930 for 5607 yards)
5.84	1989 (844 for 4926 yards)
5.80	2004 (753 for 4377 yards)
5.76	1998 (752 for 4333 yards)
5.69	1977 (798 for 4542 yards)
5.63	1975 (775 for 4360 yards)
5.60	1971 (875 for 4898 yards)
5.54	1999 (734 for 4067 yards)
5.33	1970 (857 for 4564 yards)
5.28	1988 (811 for 4280 yards)
5.25	2002 (942 for 4950 yards)
5.21	2005 (761 for 3967 yards)
5.21	1965 (691 for 3603 yards)
5.14	1979 (777 for 3991 yards)

FIRST DOWNS

RUSHING

GAME:

29	TCU, 1980
24	Oklahoma State, 1969
23	North Texas St., 1971
22	Ole Miss, 2001
21	SMU, 1959
21	Northwestern (La.) State, 1961
20	Missouri State, 2005
20	Rice, 1956

SEASON:

183	1989
183	1987
172	1978
157	1986
157	1985
156	1975
153	1974
152	1971
150	2002
148	1988
146	1982

PASSING

GAME:

16	Florida, 2003
16	Wichita State, 1969
16	Texas A&M, 1971
16	SMU, 1990
16	LSU, 1998
15	Texas A&M, 1967
14	Ole Miss, 2005
14	Kentucky, 2003
14	South Florida, 2002
14	LSU, 2001
14	SMU, 1971
14	Baylor, 1968



RAZORBACK FOOTBALL



SEASON:

117 2003
111 1999
107 1970
105 1998
103 1971
101 2004
99 1995
97 1990
95 2000
89 2006
89 1969
87 2002
84 1968
83 1972
81 2001
81 1983

TOTAL

GAME:

37 TCU, 1980
34 South Florida, 2002
34 Rice, 1981
34 Navy, 1981
34 Oklahoma State, 1969
32 Ole Miss, 2001
32 Wichita State, 1969
30 SMU, 1994
30 Oklahoma State, 1971
30 North Texas, 1971
30 Utah State, 1975
29 Louisiana-Monroe, 2005
29 Kentucky, 2003
29 Mississippi State, 2003
29 Rice, 1979

SEASON:

273 2003 (142 rush, 117 pass, 14 penalty)
269 1971 (152 rush, 103 pass, 14 penalty)
261 1989 (183 rush, 69 pass, 9 penalty)
255 2002 (150 rush, 87 pass, 18 penalty)
250 2006 (142 rush, 89 pass, 19 penalty)
241 1978 (172 rush, 54 pass, 15 penalty)
240 1970 (132 rush, 107 pass, 11 penalty)
240 1987 (183 rush, 42 pass, 15 penalty)
237 1969 (133 rush, 89 pass, 15 penalty)
236 1982 (146 rush, 77 pass, 13 penalty)
234 1990 (124 rush, 97 pass, 13 penalty)
226 1988 (148 rush, 68 pass, 10 penalty)
225 1981 (145 rush, 75 pass, 5 penalty)

PUNTING

PUNTS

GAME:

13 Oklahoma State, 1946
12 TCU (442 for 36.8 average), 1959
11 SMU (506 for 46.0 average), 1965
10 UNLV (434 for 43.4 average), 2001
10 Texas (350 for 35.0 average), 1959
10 Rice (349 for 34.9 average), 1963
10 Baylor (330 for 33.0 average), 1955
10 Tulsa (301 for 30.1 average), 1961
10 Texas A&M (379 for 37.9 average), 1987
10 Texas Tech (495 for 49.5 average), 1986

SEASON:

76 1992 (40.5 average)
74 2002 (36.9 average)
73 1955 (37.5 average)
70 1957 (36.7 average)
69 1996 (40.3 average)
68 1958 (36.8 average)
68 1949 (37.9 average)
68 1991 (42.2 average)
67 2001 (42.5 average)
67 2000 (41.7 average)
67 1950 (38.1 average)
66 1948 (38.4 average)
65 1976 (43.1 average)
64 1951 (37.1 average)
64 1983 (43.6 average)
64 1981 (38.7 average)

PUNTING YARDS

GAME:

506 SMU (11 punts), 1965
495 Texas Tech (10 punts), 1986
442 TCU (12 punts), 1959
434 UNLV (10 punts), 2001
419 Texas A&M (8 punts), 1976
401 Houston (8 punts), 1983
389 Alabama (8 punts), 2002
387 Baylor (9 punts), 1986
379 Texas A&M (10 punts), 1987
378 Texas (9 punts), 1976
375 Ole Miss (8 punts), 2000
373 Texas A&M (9 punts), 1968
370 Florida (9 punts), 1996

SEASON:

3075 1992 (76 for 40.5 average)
2867 1991 (68 for 42.2 average)
2848 2001 (67 for 42.5 average)
2801 1976 (65 for 43.1 average)
2793 2000 (67 for 41.7 average)
2791 1983 (64 for 43.6 average)
2777 1996 (69 for 40.3 average)
2737 1955 (73 for 37.5 average)
2729 2002 (74 for 36.9 average)
2577 1949 (68 for 37.9 average)
2568 1957 (70 for 36.7 average)
2552 1950 (67 for 38.1 average)
2534 1948 (66 for 38.4 average)
2503 1958 (68 for 36.8 average)

PUNTING AVERAGE

GAME:

61.0 Texas (3 punts), 1980
59.0 Baylor (2 punts), 1988
54.0 Texas A&M (1 punt), 1959
52.5 TCU (2 punts), 1985
52.4 Texas A&M (8 punts), 1976
52.3 Rice (3 punts), 1977
52.0 Texas A&M (1 punt), 1959
51.5 Texas A&M (2 punts), 1977
51.2 Rice (4 punts), 1975
50.8 Texas Tech (5 punts), 1983

SEASON:

46.2 1986 (54 for 2493 yards)
44.9 1984 (51 for 2234 yards)
44.3 1977 (48 for 2127 yards)
43.6 1983 (64 for 2791 yards)
43.3 1980 (54 for 2340 yards)
43.1 1976 (65 for 2801 yards)
43.0 1975 (37 for 1590 yards)
42.6 1985 (54 for 2301 yards)
42.5 2001 (67 for 2848 yards)
42.2 1991 (68 for 2867 yards)
41.8 2005 (50 for 2091 yards)
41.7 2000 (67 for 2793 yards)
41.6 1988 (53 for 2203 yards)

PUNT RETURNS

PUNT RETURNS

GAME:

9 North Texas (165 yards), 1971
9 Rice (89 yards), 1964
8 Ole Miss (53 yards), 1985
8 Tulsa (137 yards), 1961
8 Texas Tech (130 yards), 1979
8 TCU (107 yards), 1967
7 Wichita State (159 yards), 1969
7 Baylor (110 yards), 1970
7 Tulsa (95 yards), 1957
7 TCU (59 yards), 1968
7 Oklahoma State (33 yards), 1967

SEASON:

45 1950 (700 yards)
44 1985 (544 yards)
43 1957 (423 yards)
43 1982 (319 yards)
41 1992 (300 yards)
40 1977 (305 yards)
37 2002 (439 yards)

37 1967 (433 yards)
36 1994 (247 yards)
36 1979 (291 yards)
35 1971 (318 yards)
35 1951 (389 yards)
35 1949 (401 yards)

PUNT RETURN YARDAGE

GAME:

165 North Texas (9 returns), 1971
159 Wichita State (7 returns), 1969
137 Tulsa (8 returns), 1961
127 Kentucky (5 returns), 2003
110 Baylor (7 returns), 1970
107 TCU (8 returns), 1967
95 Tulsa (7 returns), 1957

SEASON:

700 1950 (45 returns)
544 1985 (44 returns)
536 1948 (27 returns)
534 1964 (32 returns)
463 1962 (33 returns)
441 2003 (34 returns)
439 2002 (37 returns)
433 1967 (37 returns)
423 1957 (43 returns)
421 1963 (26 returns)
413 1960 (28 returns)

PUNT RETURN AVERAGE

SEASON:

19.85 1948 (27 for 536 yards)
16.69 1964 (32 for 534 yards)
16.19 1963 (26 for 421 yards)
15.96 1955 (25 for 399 yards)
15.56 1950 (45 for 700 yards)
15.00 1966 (27 for 405 yards)
14.75 1960 (28 for 413 yards)
14.03 1962 (33 for 463 yards)
13.67 1954 (12 for 164 yards)
13.48 1969 (27 for 364 yards)

KICKOFF RETURNS

KICKOFF RETURNS

GAME:

8 LSU (103 yards), 2003
8 *Minnesota (128 yards), 2002
8 Tennessee (161 yards), 2000
8 Tulsa (222 yards), 1952
7 Georgia (125 yards), 2001
7 Boise State (135 yards), 2000
6 South Carolina (140 yards), 2006
6 Southern California (184 yards), 2005
6 LSU (118 yards), 2004
6 Alabama (197 yards), 2002
6 Ole Miss (124 yards), 2000
6 Baylor (145 yards), 1986
6 SMU (111 yards), 1984
6 Stanford (194 yards), 1970
6 Texas (109 yards), 1960
6 Texas (95 yards), 1961
6 Texas (92 yards), 1956

**2002 Music City Bowl*

SEASON:

53 1990 (1004 yards)
44 1952 (872 yards)
42 2002 (872 yards)
41 2001 (867 yards)
41 1987 (688 yards)
39 2000 (760 yards)
37 2006 (921 yards)
37 2003 (714 yards)
36 1995 (698 yards)
36 1993 (640 yards)
36 1996 (663 yards)
35 1949 (744 yards)
35 1972 (684 yards)
33 2005 (965 yards)
33 1999 (677 yards)
32 1994 (527 yards)





UNIVERSITY OF ARKANSAS

KICKOFF RETURN YARDAGE GAME:

- 222 Tulsa (8 returns), 1952
- 200 Hardin-Simmons (2 returns), 1958
- 197 Alabama (6 returns), 2002
- 194 Stanford (6 returns), 1970
- 184 Southern California (6 returns), 2005
- 161 Tennessee (8 returns), 2000
- 152 Houston (4 returns), 1980
- 146 Baylor (3 returns), 1983
- 145 Mississippi State (3 returns), 2006
- 145 Baylor (6 returns), 1986
- 140 South Carolina (6 returns), 2006
- 138 Vanderbilt (3 returns), 1978
- 137 Auburn (6 returns), 2005
- 135 Boise State (7 returns), 2000
- 134 LSU (5 returns), 2001

SEASON:

- 1004 1990 (53 returns)
- 965 2005 (33 returns)
- 921 2006 (37 returns)
- 872 2002 (42 returns)
- 872 1952 (44 returns)
- 867 2001 (41 returns)
- 760 2000 (39 returns)
- 744 1949 (35 returns)
- 739 1992 (29 returns)
- 714 2003 (37 returns)
- 698 1995 (36 returns)
- 688 1997 (41 returns)
- 684 1972 (35 returns)
- 677 1999 (33 returns)
- 663 1958 (30 returns)
- 663 1996 (36 returns)

KICKOFF RETURN AVERAGE SEASON:

- 29.20 2005 (33 for 965 yards)
- 25.48 1992 (29 for 739 yards)
- 24.89 2006 (37 for 921 yards)
- 24.74 1962 (19 for 470 yards)
- 23.00 1986 (26 for 598 yards)
- 22.29 1980 (24 for 535 yards)
- 22.26 1971 (23 for 512 yards)
- 22.10 1959 (20 for 663 yards)
- 21.96 1983 (25 for 549 yards)
- 21.43 1963 (23 for 493 yards)
- 21.26 1949 (35 for 744 yards)
- 21.15 2001 (41 for 867 yards)
- 21.14 1991 (29 for 613 yards)

SCORING

POINTS GAME:

- 100 Southwest Missouri State (100-0), 1911
- 82 Oklahoma Mines (82-0), 1916
- 73 Texas Southwestern (73-0), 1928
- 72 Ouachita College (72-0), 1908
- 71 Kentucky (71-63 TOT), 2003
- 65 Drury College (65-6), 1911
- 64 Northwestern (La.) State (64-0), 1947
- 63 Southeast Missouri State (63-7), 2006
- 63 New Mexico State (63-13), 2004
- 63 Pacific (63-14), 1988
- 63 Henderson State (63-0), 1910
- 63 Hendrix State (63-0), 1933

SEASON:

- 436 2003 (13 games)
- 404 2006 (14 games)
- 402 1970 (11 games)
- 390 1998 (12 games)
- 389 1977 (12 games)
- 385 1989 (12 games)
- 370 2002 (14 games)
- 356 1971 (12 games)
- 353 1969 (11 games)
- 350 1968 (11 games)
- 349 1988 (12 games)
- 336 1978 (12 games)
- 336 1975 (12 games)

POINTS PER GAME

- 36.5 1970 (402 in 11 games)
- 33.5 2003 (436 in 13 games)

- 32.6 1916 (261 in 8 games)
- 32.5 1998 (390 in 12 games)
- 32.4 1977 (389 in 12 games)
- 32.1 1989 (385 in 12 games)
- 32.1 1969 (353 in 11 games)
- 31.8 1968 (350 in 11 games)
- 30.1 1965 (331 in 11 games)
- 29.8 2004 (328 in 11 games)
- 29.8 1911 (268 in 9 games)
- 29.6 1971 (356 in 12 games)
- 29.6 1999 (326 in 11 games)
- 29.1 1988 (349 in 12 games)

TOUCHDOWNS

GAME:

- 12 Oklahoma Miners, 1916
- 10 Northwestern (La.) State (9 rush, 1 pass), 1947
- 9 New Mexico St. (5 rush, 3 pass, 1 blocked punt), 2004
- 9 Kentucky (5 rush, 3 pass, 1 blocked punt), 2003
- 8 Southeast Missouri State (5 rush, 3 pass), 2006
- 8 North Texas (7 rush, 2 pass), 1971
- 8 Pittsburg (Kan.) State (2 rush, 6 pass), 1936
- 8 North Texas (7 rush, 1 pass), 1965
- 8 Wichita St. (3 rush, 3 pass, 1 Int. Ret., 1 punt ret.), 1970

SEASON:

- 56 2003
- 55 2006
- 53 1970
- 47 1968
- 45 2002
- 45 1969
- 44 1998
- 44 1965
- 43 1989
- 43 1977
- 42 2004
- 42 1999
- 41 1978

FIELD GOALS

SEASON:

- 24 1988
- 20 1989
- 19 1981
- 19 1979
- 19 1977
- 18 2002
- 17 1998
- 17 1992
- 14 2003
- 14 1995
- 14 1983
- 13 2005
- 13 1987
- 13 1980
- 13 1978

PAT KICKS

SEASON:

- 50 2006
- 50 2003
- 50 1970
- 44 1998
- 42 2002
- 42 1965
- 40 2004
- 40 1969
- 39 1986
- 39 1978
- 38 1989
- 37 1977

POINTS IN A TIE GAME

- 24-24 Rice, Nov. 6, 1971
- 24-24 SMU, Nov. 16, 1974
- 24-24 Auburn, Oct. 31, 1992

PENALTIES

PENALTIES GAME:

- 17 Air Force (144 yards), 1975
- 15 Texas Tech (142 yards), 1957
- 15 Tulsa (120 yards), 1963
- 14 Texas A&M (100 yards), 1964
- 14 Georgia (97 yards), 2001

- 13 Troy State (112 yards), 2002
- 13 Oklahoma State (155), 1956
- 13 Utah State (112 yards), 1976

PENALTY YARDAGE GAME:

- 155 Oklahoma State (13), 1956
- 144 Air Force (17), 1975
- 142 Texas Tech (15), 1957
- 132 TCU (12), 1974
- *123 Wisconsin (12), 2006
- 120 Tulsa (15), 1963
- 119 TCU (12), 1971
- 117 Texas A&M (11), 1974
- 115 Kentucky (12), 1998
- 115 Tulsa (9), 1970
- 113 Tulsa (8), 1973

**2007 Capital One Bowl*

FUMBLES

GAME:

- 12 Oklahoma State, 1957
- 11 Baylor, 1956
- 9 SMU, 1972
- 9 Baylor, 1972
- 9 Oklahoma State, 1973

FUMBLES LOST

GAME:

- 7 Baylor, 1956
- 6 North Texas, 1971
- 6 SMU, 1972

MISCELLANEOUS

GAMES PLAYED: 1108 in 113 seasons
 GAMES WON: 638
 GAMES LOST: 430
 GAMES TIED: 40
 FAYETTEVILLE: 264-105-10 (.710)
 LITTLE ROCK: 156-65-4 (.702)
 ROAD: 172-202-20 (.462)
 NEUTRAL: 46-58-6 (.445)
 OVERTIME GAMES: 5-1
 SOUTHEASTERN CONFERENCE RECORD: 56-61-2
 FINAL SOUTHWEST CONFERENCE RECORD: 249-195-16
 LONGEST STRING OF GAMES WITHOUT DEFEAT: 22, 1963-65
 LONGEST WINNING STREAK: 22, 1963-65
 UNBEATEN SEASONS (ties included): 1909, 1964, 1965
 UNDEFEATED SWC SEASONS (including ties):
 1920, 1964, 1965, 1988
 UNTIED, UNBEATEN SEASONS: 1909, 1964, 1965
 UNTIED, UNBEATEN SWC SEASONS: 1964, 1965, 1988
 SWC CHAMPIONSHIPS: 13, 1936, 1946, 1954, 1959, 1960,
 1961, 1964, 1965, 1968, 1975, 1979, 1988, 1989
 SEC WESTERN DIVISION CHAMPIONSHIPS: 4, 1995,
 1998, 2002, 2006
 MOST CONSECUTIVE LOSSES: 7, 1990, 1952-53
 MOST VICTORIES IN ONE SEASON: 11 (1964 including
 Cotton Bowl; 1977 including Orange Bowl)
 MOST DEFEATS: 8 in 1950, 1952, 1990
 FIRST CHAMPIONSHIP: 1936
 HIGHEST GAME SCORE BY ARKANSAS: 100-0 (SMS, 1911)
 HIGHEST GAME SCORE AGAINST ARKANSAS:
 103-0 (Oklahoma, 1918)
 LARGEST VICTORY MARGIN: 100, SMS, 100-0, 1911
 LARGEST DEFEAT MARGIN: 103, Oklahoma, 103-0, 1918
 MOST TEAMS HELD SCORELESS BY ARKANSAS TEAM:
 6 in 1923
 MOST TIE GAMES PLAYED BY ARKANSAS TEAM: 2, 1906,
 1920, 1932, 1934, 1937, 1946
 FEWEST GAMES PLAYED BY ARKANSAS TEAM: 1 in 1895
 MOST GAMES PLAYED BY ARKANSAS TEAM: 14, 2002, 2006
 LAST TIME ARKANSAS HELD SCORELESS: 135 games,
 LSU, 28-0, 1995
 ARKANSAS TEAM HELD SCORELESS IN MOST GAMES:
 6 in 1905
 LONGEST NUMBER OF CONSECUTIVE GAMES IN WHICH
 ARKANSAS SCORED: 135, 1995-Present
 LONGEST NUMBER OF CONSECUTIVE GAMES IN WHICH
 ARKANSAS WAS HELD SCORELESS: 3 in 1905
 MOST POINTS IN A TIE GAME: 24-24, Rice, 1971;
 SMU, 1974; Auburn, 1992
 CONSECUTIVE PASSES WITHOUT AN INTERCEPTION:
 142, Miss. St. in 1997 through Kentucky 1998
 ARKANSAS HAS 203 SHUTOUTS IN 113 YEARS.



RAZORBACK FOOTBALL



RUSHING DEFENSE

RUSHING ATTEMPTS

GAME:

15	South Carolina, 2006 (51 yards)
15	South Florida, 2002 (48 yards)
15	Auburn, 1995 (91 yards)
16	Texas A&M, 1966 (32 yards)
17	Missouri Mines, 1943 (32 yards)
17	Baylor, 1964 (89 yards)
18	North Texas, 1965 (14 yards)
18	Rice, 1981 (15 yards)
19	Memphis, 1998 (51 yards)
20	Middle Tennessee, 1999 (19 yards)
22	Southwest Missouri State, 2000 (47 yards)
22	Oklahoma State, 1969 (-19 yards)
22	SMU, 1950 (-9 yards)
22	TCU, 1980 (16 yards)
23	Northwestern (La.) State, 1947 (-2 yards)
23	Tulsa, 1963 (13 yards)

SEASON:

355	1965 (765 yards)
377	1989 (1294 yards)
382	1962 (907 yards)
388	1966 (997 yards)
390	1998 (1050 yards)
392	1999 (1136 yards)
393	1987 (1198 yards)
394	1988 (1010 yards)
400	1964 (970 yards)
403	2005 (1879 yards)
403	1986 (1441 yards)

RUSHING YARDAGE

GAME:

*-27	Texas, 2000 (25 rushes)
-25	Texas Tech, 1981 (39 rushes)
-23	Tulsa, 1973 (35 rushes)
-20	Pittsburg (Kan.) State, 1936 (42 rushes)
-19	Oklahoma State, 1969 (22 rushes)
-15	Texas A&M, 1970 (46 rushes)
-9	SMU, 1950 (22 rushes)
** -5	Wisconsin (28 rushes)
-2	Northwestern (La.) State, 1947 (23 rushes)
5	Louisiana-Lafayette, 1995 (34 rushes)
8	Kentucky, 1998 (25 rushes)
10	Ole Miss, 2005 (34 rushes)
10	TCU, 1976 (34 rushes)
11	TCU, 1964 (26 rushes)
11	Louisiana-Monroe, 1996 (24 rushes)
13	Tulsa, 1963 (23 rushes)
14	North Texas, 1965 (18 rushes)
16	TCU, 1980 (22 rushes)
18	SMU, 1967 (24 rushes)

*2000 Cotton Bowl
**2007 Capital One Bowl

SEASON:

756	1965 (355 rushes)
907	1962 (382 rushes)
970	1964 (400 rushes)
997	1966 (388 rushes)
1010	1988 (394 rushes)
1050	1998 (390 rushes)
1064	1982 (420 rushes)
1131	1996 (342 rushes)
1136	1999 (392 rushes)
1145	1961 (428 rushes)
1177	1963 (421 rushes)
1198	1987 (393 rushes)
1202	1969 (408 rushes)

RUSHING YARDS PER GAME

SEASON:

75.6	1965 (756 yards in 10 games)
90.7	1962 (907 yards in 10 games)
91.8	1988 (1010 yards in 11 games)
95.5	1998 (1050 yards in 11 games)

96.7	1982 (1064 yards in 11 games)
97.0	1964 (970 yards in 10 games)
99.7	1966 (997 yards in 10 games)
99.8	1987 (1198 yards in 12 games)
102.8	1996 (1131 yards in 11 games)
103.3	1999 (1136 yards in 11 games)
113.6	2002 (1590 yards in 14 games)
113.6	1978 (1250 yards in 11 games)
114.5	1961 (1145 yards in 10 games)

YARDS PER RUSH

GAME:

*-1.08	Texas, 2000 (25 for -27 yards)
-.86	Oklahoma State, 1969 (22 for -19 yards)
-.66	Tulsa, 1973 (35 for -23 yards)
-.64	Texas Tech, 1981 (39 for -25 yards)
-.48	Pittsburg (Kan.) State, 1936 (42 for -20 yards)
-.41	SMU, 1950 (22 for -9 yards)
-.33	Texas A&M, 1970 (46 for -15 yards)
**-.18	Wisconsin (28 for -5 yards)
-.09	Northwestern (La.) State, 1947 (23 for -2 yards)
0.15	Louisiana-Lafayette, 1995 (34 for 5 yards)
0.29	Ole Miss, 2005 (34 for 10 yards)
0.29	TCU, 1976 (34 for 10 yards)
0.32	Kentucky, 1998 (25 for 8 yards)
0.42	TCU, 1964 (26 for 11 yards)
0.46	Louisiana-Monroe, 1996 (24 for 11 yards)
0.48	Tulsa, 1970 (52 for 25 yards)

*2000 Cotton Bowl

**2007 Capital One Bowl

SEASON:

2.13	1965 (355 for 756 yards)
2.37	1962 (382 for 907 yards)
2.43	1964 (400 for 970 yards)
2.53	1982 (420 for 1064 yards)
2.56	1988 (394 for 1010 yards)
2.57	1966 (388 for 997 yards)
2.66	1951 (461 for 1226 yards)
2.67	1978 (468 for 1250 yards)
2.68	1961 (428 for 1145 yards)
2.69	1998 (390 for 1050 yards)

PASSING DEFENSE

PASS ATTEMPTS

GAME:

1	Rice, 1961 (1 comp)
3	Texas, 1972 (1 comp)
3	Texas, 1976 (1 comp)
4	SMU, 1975 (0 comp)
5	Texas, 1970 (3 comp)
5	Oklahoma State, 1953 (0 comp)
5	TCU, 1979 (3 comp)
6	Oklahoma State, 1975 (3 comp)
6	TCU, 1955 (4 comp)
6	Texas A&M, 1976 (5 comp)
6	Texas A&M, 1960 (3 comp)

SEASON:

121	1960 (54 completions)
121	1961 (57 completions)
122	1954 (48 completions)
144	1953 (73 completions)
144	1957 (70 completions)
149	1955 (58 completions)
161	1948 (72 completions)
162	1950 (61 completions)
163	1947 (79 completions)
164	1959 (84 completions)

PASS COMPLETIONS

GAME:

0	Rice, 1943 (8 attempts)
0	Oklahoma State, 1953 (7 attempts)
0	Oklahoma State, 1960 (5 attempts)
0	Ole Miss, 1956 (8 attempts)
0	Texas A&M, 1956 (8 attempts)
0	SMU, 1975 (4 attempts)

SEASON:

48	1954 (122 attempts)
54	1960 (121 attempts)
57	1961 (121 attempts)
58	1955 (149 attempts)
61	1950 (162 attempts)
70	1957 (144 attempts)
72	1948 (161 attempts)
73	1953 (144 attempts)
75	1974 (192 attempts)
77	1964 (166 attempts)

COMPLETION PERCENTAGE

SEASON:

.377	1950 (61-of-162)
.391	1974 (75-of-192)
.393	1954 (48-of-122)
.389	1955 (58-of-149)
.415	1949 (98-of-236)
.432	1977 (98-of-227)
.430	1951 (80 of 156)
.441	1975 (87-of-197)
.446	1960 (54-of-121)
.447	1948 (72-of-161)
.457	1972 (90-of-197)
.456	1963 (89 of 195)

PASSING YARDAGE

GAME:

0	Rice (0-for-8), 1943
0	NW Louisiana State (NA), 1947
0	Ole Miss (0-for-8), 1956
0	Texas A&M (0-for-8), 1956
0	Oklahoma State (0-for-7), 1960
0	SMU (0-for-4), 1975
0	Oklahoma State (0-for-5), 1953
3	Pittsburg (Kan.) State (1-for-14), 1936
6	Rice (1-for-1), 1961
6	Houston (1-for-13), 1977
7	Texas (1-for-12), 1951
7	Ole Miss (1-for-7), 1945

SEASON:

538	1954 (48-for-122)
629	1961 (57-for-121)
641	1960 (54-for-121)
797	1955 (58-for-148)
835	1964 (77-for-166)
839	1948 (72-for-161)
866	1947 (79-for-163)
949	1959 (84-for-164)
958	1953 (73-for-144)
964	1956 (87-for-185)

TOUCHDOWNS

SEASON:

1	1977
2	1973
3	1975
3	1959
3	1960
3	1964
3	1969
4	1966
4	1979
4	1982

INTERCEPTIONS

GAME:

9	SMU, 1970
8	SMU, 1951
7	Texas Tech, 1968
7	Rice, 1966
6	Mississippi State, 2003
6	Tulsa, 1963
6	Baylor, 1965
6	TCU, 1964
5	Louisiana-Monroe, 2006
5	Texas, 1955
5	Rice, 1949
5	Texas Tech, 1969
5	Wichita State, 1970





UNIVERSITY OF ARKANSAS

SEASON:

- 32 1949
- 32 1970
- 24 1971
- 24 1965
- 23 1966
- 22 1986
- 22 1987
- 21 1988
- 20 1985
- 20 1968

INTERCEPTION RETURN YARDAGE GAME:

- 129 Mississippi State, 2006 (2 returns)
- 114 Tulsa, 1963 (6 returns)
- 109 Texas, 1956 (2 returns)
- 105 Auburn, 2001 (2 returns)
- 94 SMU, 1970 (9 returns)
- 90 Texas Tech, 1968 (7 returns)

TOTAL DEFENSE

FEWEST PLAYS

GAME:

- 24 Northwestern (La.) State, 1947
- 39 Rice, 1981
- 39 Rice, 1961
- 40 Baylor, 1964
- 40 Abilene Christian, 1948
- 41 Tulsa, 1961
- 42 Southwest Missouri State, 2000
- 42 TCU, 1964
- 42 Texas Tech, 1959
- 44 Texas A&M, 1962
- 44 TCU, 1980
- 45 TCU, 1982
- 45 SMU, 1960
- 45 Oklahoma State, 1960

SEASON:

- 549 1961 (428 rush, 121 pass)
- 553 1960 (432 rush, 121 pass)
- 566 1964 (400 rush, 166 pass)
- 581 1962 (382 rush, 199 pass)
- 592 1948 (431 rush, 161 pass)
- 610 1959 (446 rush, 164 pass)
- 616 1963 (421 rush, 195 pass)
- 645 1955 (496 rush, 149 pass)
- 646 1965 (355 rush, 291 pass)
- 647 1951 (461 rush, 186 pass)

YARDS

GAME:

- 17 Pittsburg (Kan.) State, 1936 (-20 rushing 3 passing)
- 2 Northwestern (La.) State, 1947 (-2 rushing 0 passing)
- 40 Abilene Christian, 1948 (26 rushing 14 passing)
- 64 Northwestern (La.) State, 1946 (32 rushing 32 passing)
- 65 TCU, 1982 (28 rushing 37 passing)
- 74 Northwestern (La.) State, 1961 (52 rushing 22 passing)
- 77 Rice, 1961 (71 rushing 6 passing)
- 78 Oklahoma State, 1969 (-19 rushing 97 passing)
- 83 Tulsa, 1961 (62 rushing 21 passing)
- 86 Rice, 1982 (32 rushing 54 passing)
- 91 Ole Miss, 1945 (84 rushing 7 passing)
- 92 TCU, 1946 (55 rushing 37 passing)
- 93 Tulsa, 1974 (28 rushing 65 pass)

SEASON:

- 1774 1961 (1145 rush, 629 pass)
- 1805 1964 (970 rush, 835 pass)
- 1971 1960 (1330 rush, 641 pass)
- 2001 1962 (907 rush, 1094 pass)
- 2136 1948 (1297 rush, 839 pass)
- 2209 1963 (1177 rush, 1032 pass)
- 2417 1959 (1468 rush, 949 pass)
- 2418 1951 (1226 rush, 1192 pass)
- 2456 1965 (756 rush, 1700 pass)
- 2504 1966 (997 rush, 1507 pass)

YARDS PER GAME

SEASON:

- 177.4 1961 (1774 in 10 games)
- 180.5 1964 (1805 in 10 games)
- 197.1 1960 (1971 in 10 games)
- 200.1 1962 (2001 in 10 games)
- 213.6 1948 (2136 in 10 games)
- 220.9 1963 (2209 in 10 games)
- 241.7 1959 (2417 in 10 games)
- 241.8 1951 (2418 in 10 games)
- 244.1 1978 (2685 in 11 games)
- 245.6 1965 (2456 in 10 games)

FIRST DOWNS

RUSHING

GAME:

- 0 Northwestern (La.) State, 1947
- *1 Wisconsin, 2006
- 1 Southeast Missouri State, 2006
- 1 Texas A&M, 1963
- 1 Tulsa, 1966
- 1 Texas A&M, 1965
- 1 TCU, 1964
- 2 Ole Miss, 2005
- 2 Georgia, 2005
- 2 Mississippi State, 2000
- 2 Southwest Missouri State, 2000
- 2 TCU, 1982
- 2 North Texas, 1965
- 2 Tulsa, 1965
- 2 Baylor, 1965

SEASON:

- 53 1965
- 56 1962
- 60 1964
- 60 1951
- 65 1985
- 66 1988
- 68 1961
- 68 1963
- 68 1948

PASSING

GAME:

- 0 Northwestern (La.) State, 1947
- 0 Ole Miss, 1956
- 0 Oklahoma State, 1953
- 0 Oklahoma State, 1960
- 0 Oklahoma State, 1961
- 0 Rice, 1943
- 0 Rice, 1960
- 0 Rice, 1964
- 0 SMU, 1975
- 0 Texas A&M, 1956
- 0 Houston, 1977
- 0 Tulsa, 1981
- 1 Troy State, 2002
- 1 Rice, 1963
- 1 SMU, 1963
- 1 Texas A&M, 1975
- 1 Wichita State, 1964

SEASON:

- 28 1950
- 29 1954
- 32 1961
- 32 1960
- 38 1951
- 40 1955
- 41 1948
- 42 1953
- 43 1964
- 46 1956
- 46 1947

TOTAL

GAME:

- 0 Northwestern (La.) State, 1947
- 2 TCU, 1982
- 4 Rice, 1981
- 5 Rice, 1961
- 5 Texas A&M, 1962
- 5 Tulsa, 1961
- 5 Northwestern (La.) State, 1961

SEASON:

- 104 1951 (60 rush, 38 pass, 6 penalty)
- 106 1961 (68 rush, 32 pass, 6 penalty)
- 114 1948 (68 rush, 41 pass, 5 penalty)
- 117 1964 (60 rush, 43 pass, 14 penalty)
- 121 1962 (56 rush, 56 pass, 9 penalty)
- 122 1950 (86 rush, 28 pass, 8 penalty)
- 122 1960 (81 rush, 32 pass, 9 penalty)
- 129 1963 (68 rush, 50 pass, 10 penalty)
- 135 1982 (61 rush, 68 pass, 6 penalty)
- 135 1947 (NA rush, 46 pass, NA penalty)

POINTS ALLOWED

GAME:

203 shutouts

SEASON: (10 game minimum)

- 61 1933 (11 games)
- 64 1964 (11 games)
- 69 1924 (10 games)
- 73 1966 (10 games)
- 76 1934 (10 games)
- 87 1960 (11 games)
- 87 1936 (10 games)
- 88 1926 (10 games)
- 89 1937 (10 games)
- 92 1946 (11 games)

2007 RECORDS | TEAM DEFENSIVE RECORDS



Junior defensive tackle Ernest Mitchell and the Hogs limited both Wisconsin and Southeast Missouri State to just one rushing first down last season.

*2007 Capital One Bowl



RAZORBACK FOOTBALL



Bowl game statistics not counted from 1947-2001. Bowl game statistics included from 2002-present. (averages, SEC/NCAA rank)

YEAR	G	1ST DN	RUSH ATT	RUSH YDS	TD	PASS CMP	PASS ATT	PASS YDS	PCT	TD	INT	TOT OFF	PNT	PUNT AVG	TOTAL POINTS
1947	10	102	—	1733	—	53	111	818	.477	—	—	2551	—	35.8	191
1948	10	112	441	1994	25	48	102	784	.471	9	10	2778	66	38.4	227
1949	10	117	473	2076	19	53	133	649	.398	6	18	2725	68	37.9	167
1950	10	145	487	1776	18	91	226	1170	.403	5	*26	2946	67	38.1	156
1951	10	144	527	1842	17	86	210	1105	.410	8	21	2947	64	37.1	178
1952	10	148	474	1589	16	91	226	1228	.403	8	22	2817	57	37.2	166
1953	10	127	366	1149	8	91	186	1233	.489	9	13	2382	59	37.1	116
1954	10	120	397	1585	20	62	118	875	.525	8	10	2460	60	39.7	189
1955	10	117	474	1854	14	42	89	531	.472	4	8	2385	73	37.5	126
1956	10	137	498	2343	22	28	78	381	.359	2	8	2724	52	37.1	160
1957	10	146	504	2046	22	63	112	1058	.563	6	6	3104	70	36.7	187
1958	10	121	454	1814	19	46	117	562	.393	3	10	2376	68	36.8	147
1959	10	148	512	2106	17	45	90	532	.500	4	13	2638	53	36.6	149
1960	10	147	506	1670	12	53	126	968	.421	12	9	2638	58	33.9	179
1961	10	164	535	2189	17	49	113	726	.434	8	10	2915	49	36.0	180
1962	10	190	570	2412	28	81	147	1158	.551	11	7	3570	45	35.2	286
1963	10	140	464	1457	19	71	170	980	.418	7	10	2485	60	37.4	179
1964	10	151	517	1913	23	65	127	826	.512	6	8	2739	51	36.1	221
1965	10	191	515	2262	34	89	176	1341	.506	10	8	3603	57	40.5	324
1966	10	156	469	1677	22	80	159	1160	.503	8	7	3837	53	39.6	218
1967	10	168	473	1546	16	116	202	1589	.574	11	14	3135	64	35.1	200
1968	10	220	518	1982	30	138	248	1720	.556	13	10	3702	55	39.9	334
1969	10	237	560	2122	33	145	272	1927	.533	12	7	4049	52	37.5	376
1970	11	240	571	2116	*35	160	284	2448	.563	15	15	4564	40	36.5	402
1971	11	269	582	2571	32	170	293	2327	.580	11	16	4898	46	34.0	343
1972	11	216	544	2033	20	128	273	1665	.469	9	17	3698	62	35.1	228
1973	11	173	586	2206	14	82	165	1029	.497	3	13	3235	63	36.7	124
1974	11	186	674	2898	31	40	96	619	.417	6	5	3517	54	39.4	285
1975	11	216	659	*3523	33	53	116	837	.457	5	9	4360	37	43.0	305
1976	11	156	585	2364	22	38	104	666	.365	3	8	3030	65	43.1	220
1977	11	213	604	3011	30	98	194	1531	.505	13	12	4542	48	44.3	358
1978	11	241	677	3119	34	85	157	1148	.541	6	9	4267	55	40.4	326
1979	11	210	586	2428	17	122	191	1563	*.639	11	9	3991	55	40.8	275
1980	11	192	592	2318	20	109	201	1377	.542	7	11	3695	54	43.3	238
1981	11	225	597	2553	20	132	249	1664	.530	11	13	4217	64	38.7	298
1982	11	236	644	2348	22	116	249	1837	.466	11	16	4185	61	41.0	275
1983	11	199	518	1506	13	141	260	1844	.542	9	9	3350	64	43.6	204
1984	11	210	640	2420	20	117	211	1686	.555	11	15	4106	51	43.8	253
1985	11	209	685	2922	29	61	120	1118	.508	7	4	4040	54	42.6	305
1986	11	221	668	2721	30	78	130	1226	.600	7	2	3947	54	*46.2	303
1987	12	240	*753	3196	31	72	126	940	.571	3	7	4136	60	39.3	283
1988	11	226	631	2714	31	90	180	1566	.500	5	5	4280	53	41.6	346
1989	11	261	680	3456	34	91	164	1470	.555	7	11	4926	38	37.1	358
1990	11	234	553	2112	14	124	245	1958	.506	18	10	4070	60	36.5	263
1991	11	176	538	2029	6	83	201	1016	.413	8	12	3045	68	42.2	160
1992	11	145	415	1131 (102.8, 11)	7	148	302	1528 (138.9, 10)	.490	6	12	2659 (241.7, 12)	*76	40.5	172 (15.6, 11)
1993	11	200	498	2123 (193.0, 5/33)	14	114	233	1354 (123.1, 10)	.489	6	10	3477 (316.1, 9/89)	56	37.7	165 (15.0, 11/98)
1994	11	197	513	1866 (170.0, 5)	12	132	249	1796 (163.3, 10)	.530	14	10	3662 (332.9, 9)	56	39.1	212 (19.3, 10)
1995	12	224	546	1855 (154.6, 5)	20	183	300	2206 (183.8, 8)	.610	12	11	4061 (338.4, 9)	59	39.6	274 (22.8, 8)
1996	11	193	486	1695 (154.0, 6)	15	127	263	1572 (142.9, 10)	.483	6	15	3267 (297.0, 9)	69	40.3	174 (15.8, 10)
1997	11	168 (11)	344	622 (56.6, 12)	7	177	370	2381 (216.5, 7/47)	.478	12	15	3003 (273.0, 12)	71	41.3	181 (16.5, 11)
1998	11	223 (6)	431	1665 (151.4, 6)	18	170	321	*2668 (242.5, 4/32)	.530	*26	8	4333 (393.9, 5/35)	50	38.1	359 (32.6, 3/21)
1999	11	201 (6)	363	1491 (135.5, 6/72)	16	*204	*371	2576 (234.2, 4/37)	.550	21	13	4067 (369.7, 6/61)	51	39.3	326 (29.6, 3/31)
2000	11	198 (9)	425	1653 (150.3, 5/53)	18	178	352	1916 (174.2, 11)	.506	14	15	3569 (324.5, 10/86)	67	41.7	264 (24.0, 7/768)
2001	11	198 (11)	494	1950 (177.3, 3/38)	23	133	268	1613 (146.6, 12/102)	.496	10	11	3563 (323.9, 12/97)	67	42.5	291 (26.5, 7/63)
2002	14	255 (4)	643	3065 (218.9, 1/12)	22	148	299	1885 (134.6, 12/109)	.495	18	13	4950 (353.6, 6/84)	74	36.9	370 (26.4, 6/66)
2003	13	*273 (4)	626	3145 (241.9, 1/5)	34	167	304	2462 (189.4, 12/88)	.549	20	9	*5607 (431.3, 2/24)	54	39.3	*436 (33.5, 3/21)
2004	11	216 (6)	467	2061 (187.4, 2/22)	22	162	286	2316 (210.5, 5/62)	.566	19	13	4377 (397.9, 5/36)	54	37.8	328 (29.8, 3/33)
2005	11	208 (7)	481	2386 (216.9, 1/12)	19	150	280	1581 (143.7, 11/108)	.536	13	12	3967 (360.6, 6/66)	50	41.8	283 (25.7, 6/65)
2006	14	250 (5)	539	3199 (228.5, 1/4)	26	154	302	2093 (149.5, 11/108)	.510	23	18	5292 (378.0, 4/29)	63	36.9	404 (28.9, 3/31)

*Indicates all-time best

OFFENSIVE STATISTICS SINCE 1947 | RECORDS

2007





UNIVERSITY OF ARKANSAS

Bowl game statistics not counted from 1947-2001. Bowl game statistics included from 2002-present. (averages, SEC/NCAA rank)

2007 RECORDS | DEFENSIVE STATISTICS SINCE 1947

YEAR	G	1ST DN	RUSH ATT	RUSH YDS	TD	PASS CMP	PASS ATT	PASS YDS	PCT	TD	INT	TOT OFF	PNT	PUNT AVG	TOTAL POINTS
1947	10	135	—	1709	—	79	163	866	.485	—	—	2575	—	37.1	145
1948	10	114	431	1297	—	72	161	839	.447	—	15	2136	71	35.6	136
1949	10	152	452	1541	—	98	236	1407	.415	—	*32	2948	66	35.7	175
1950	10	122	491	1886	—	61	162	1068	*.377	—	13	2954	82	37.7	163
1951	10	*104	461	1226	—	80	186	1192	.430	—	13	2418	80	37.1	162
1952	10	196	604	2131	—	96	209	1599	.459	—	13	3730	43	34.7	282
1953	10	156	526	2102	—	73	144	958	.507	—	9	3060	53	34.6	161
1954	10	156	544	2260	—	48	122	*538	.393	—	17	2798	43	*33.8	90
1955	10	145	496	1785	—	58	149	797	.389	—	18	2582	58	37.9	115
1956	10	171	544	2066	—	87	185	964	.470	—	14	3030	47	36.6	155
1957	10	153	535	1880	—	70	144	976	.486	—	8	2856	69	38.9	134
1958	10	167	487	1836	—	103	210	1147	.490	—	12	2983	49	36.3	150
1959	10	139	446	1468	10	84	164	949	.512	3	10	2417	56	34.7	94
1960	10	122	432	1330	7	*54	*121	641	.446	3	12	1971	52	38.8	80
1961	10	106	428	1145	7	57	*121	629	.471	5	10	*1774	68	35.5	87
1962	10	121	382	907	9	95	199	1094	.477	5	11	2001	60	37.8	88
1963	10	129	421	1177	7	89	195	1032	.456	6	15	2209	63	37.0	96
1964	10	117	400	970	5	77	166	835	.464	3	15	1805	69	37.1	*57
1965	10	148	*355	*756	8	154	291	1700	.529	5	24	2456	61	38.2	104
1966	10	150	388	997	6	138	288	1507	.479	4	23	2504	63	39.3	73
1967	10	160	472	1415	14	117	230	1346	.509	6	15	2761	74	38.1	149
1968	10	204	430	1380	10	175	312	2093	.561	16	20	3473	51	38.5	187
1969	10	151	408	1202	—	138	297	1553	.465	3	13	2755	—	38.4	76
1970	11	170	503	1353	—	131	278	1585	.471	5	*32	2938	67	37.0	144
1971	11	140	479	1419	7	112	239	1334	.469	11	24	2753	*86	37.4	155
1972	11	176	580	2344	23	90	197	1270	.457	5	15	3614	70	37.2	227
1973	11	177	570	2208	18	103	190	1315	.542	2	10	3523	63	37.4	184
1974	11	169	554	2024	11	75	192	1082	.391	5	9	3106	61	39.3	164
1975	11	190	604	2086	11	87	197	1131	.442	3	10	3217	65	38.8	113
1976	11	186	536	1719	12	119	224	1562	.531	11	16	3281	66	41.3	204
1977	11	165	539	1741	10	98	227	984	.432	*1	17	2725	81	40.7	95
1978	11	156	468	1250	10	116	238	1435	.487	8	11	2685	82	41.9	137
1979	11	183	519	2162	7	103	220	1280	.468	4	13	3442	63	42.8	108
1980	11	192	556	2195	22	106	219	1407	.484	7	7	3602	71	36.8	221
1981	11	175	467	1429	11	145	282	1793	.514	10	17	3312	71	41.7	188
1982	11	135	420	1064	8	126	270	1670	.467	4	14	2734	83	41.9	115
1983	11	187	510	2033	15	124	238	1706	.521	7	13	3739	59	41.1	172
1984	11	156	417	1616	8	150	294	1883	.510	6	15	3219	65	39.8	138
1985	11	169	425	1278	*2	158	319	1983	.495	10	20	3261	65	41.5	129
1986	11	179	403	1441	10	171	321	1790	.533	6	22	3231	53	43.3	142
1987	12	208	393	1198	9	230	425	2677	.541	13	22	3875	61	38.2	199
1988	11	179	394	1010	12	203	340	2230	.597	9	21	3240	66	40.2	173
1989	11	206	377	1294	8	198	347	2395	.571	14	15	3689	55	40.0	199
1990	11	254	475	1996	17	190	286	2430	.664	23	6	4426	45	40.9	360
1991	11	217	467	1833	16	182	317	2175	.574	5	17	4008	53	37.2	179
1992	11	199	495	1905 (173.1, 9)	14	160	275	1720 (156.4, 4/33)	.582	7	17	3625 (329.5, 7/34)	66	38.9	209 (19.0, 7/37)
1993	11	223	463	1853 (168.5, 9/59)	13	171	302	2072 (188.4, 6/34)	.566	7	13	3925 (356.8, 10/45)	48	39.1	208 (18.9, 6/25)
1994	11	185	442	1634 (148.5, 9)	14	153	282	1929 (175.4, 4)	.543	10	6	3563 (323.9, 5/28)	68	38.6	213 (19.4, 6/27)
1995	12	236	424	1251 (104.3, 1/5)	15	225	392	2659 (174.5, 4)	.574	16	16	3910 (325.8, 5/27)	61	38.8	263 (21.9, 7/47)
1996	11	194	379	1131 (102.8, 2/12)	12	186	336	2505 (227.7, 12)	.554	21	11	3636 (330.5, 7/34)	64	41.7	267 (24.3, 10)
1997	11	210	419	1449 (131.8, 8/40)	12	190	348	2419 (219.9, 8)	.546	21	9	3868 (351.7, 10/47)	59	38.2	284 (25.6, 11)
1998	11	191	390	1050 (95.5, 3/7)	6	193	368	2320 (210.9, 6)	.524	14	17	3370 (306.4, 3/18)	65	42.5	182 (16.5, 3/13)
1999	11	187	392	1109 (100.8, 6/12)	14	180	340	2218 (201.6, 5)	.529	12	12	3354 (302.5, 4/17)	66	42.2	208 (18.9, 4/19)
2000	11	175	412	1530 (139.1, 9/746)	15	143	302	1683 (153.0, 1/2)	.474	14	10	3213 (292.1, 1/12)	75	37.5	258 (23.5, 8/48)
2001	11	208 (6)	420	1615 (148.7, 8/57)	13	193	357	2502 (227.5, 7/68)	.541	19	17	4117 (376.2, 9/62)	60	39.7	269 (24.5, 8/52)
2002	14	267 (12)	504	1590 (113.6, 2/18)	11	267	483	3283 (234.5, 12/83)	.553	17	19	4873 (348.1, 9/44)	69	38.8	277 (19.8, 6/26)
2003	13	249 (10)	505	2041 (157.0, 7/62)	14	213	399	2431 (187.0, 4/21)	.534	17	17	4472 (344.0, 5/36)	66	39.2	305 (23.5, 7/48)
2004	11	209 (76)	435	1983 (180.3, 8/82)	15	172	287	2386 (216.9, 11/65)	.599	18	6	4369 (397.2, 10/76)	57	40.0	270 (24.5, 8/50)
2005	11	202 (6)	403	1458 (132.5, 6/35)	13	171	336	2303 (209.4, 9/45)	.509	20	12	3761 (341.9, 9/34)	63	40.2	271 (24.6, 10/54)
2006	14	243 (11)	461	1604 (114.6, 4/33)	10	215	433	2591 (185.1, 7/36)	.497	20	16	4195 (299.6, 6/26)	82	38.3	256 (18.3, 5/24)

*Indicates all-time best




RAZORBACK FOOTBALL



NCAA LEADERS

Passing	Class	Games	Att.	Com.	Int.	Pct.	Yds.	TD
1939 Kay Eakin	Sr.	10	193	78	18	.404	962	5
Pass Receiving	Games	No.	Yds.	TD				
1937 Jim Benton	Sr.	10	47	754	7			
Punting	Games	No.	Yds.	TD				
1943 Harold Cox	Fr.	8	37	1518	41.0			
1980 Steve Cox	Sr.	11	47	2186	46.5			
1986 Greg Horne	Sr.	11	49	2313	47.2			
Punt Returns	No.	Yds.	Avg.					
1960 Lance Alworth	Jr.	18	307	17.1				
1961 Lance Alworth	Sr.	28	336	12.0				
1963 Ken Hatfield	Jr.	21	350	16.7				
1964 Ken Hatfield	Sr.	31	518	16.7				
Interception Returns	No.	Yds						
1949 Jim Rinehart	So.	10	106					
Kick Scoring	PAT	FG	TP					
1970 Bill McClard	Jr.	50-51	10	80				
Field Goals	Games	FG	FGA					
1979 Ish Ordonez	Jr.	11	18	1.64				
1981 Bruce Lahay	Sr.	11	19	1.73				
1988 Kendall Trainor	Sr.	11	24	2.18				



Kendall Trainor is one of three Razorbacks to lead the nation in field goals per game.

SEC LEADERS

RUSHING

2003 Cedric Cobbs - 110.0
2006 Darren McFadden - 117.6

FIELD GOALS PER GAME

1998 Todd Latourette - 1.70

INTERCEPTIONS

1998 Zac Painter - 5(T)
2005 Vickiel Vaughn - 4(T)

KICK RETURN AVERAGE

2005 Felix Jones - 31.9

QUARTERBACK SACKS (AVG.)

1995 Steven Conley - 14
2006 Jamaal Anderson - 14 (1.0)

TACKLES FOR LOSS

1995 Steven Conley - 23

YARDS PER RECEPTION

1998 Anthony Lucas - 23.35

ALL-PURPOSE RUNNING (AVG.)

2006 Darren McFadden - 147.0

SCORING (AVG.)

2006 Darren McFadden - 98 (7.0)

SWC LEADERS

RUSHING YARDS

1945 John Hoffman - 587
1962 Billy Moore - 585
1965 Bobby Burnett - 947
1969 Bill Burnett - 900
1972 Dickey Morton - 1188
1976 Ben Cowins - 1162

PASSING ACCURACY

1935 Jack Robbins - .625
1937 Dwight Sloan - .476
1953 Lamar McHan - .520
1971 Joe Ferguson - .590
1979 Kevin Scanlon - .662
1980 Tom Jones - .560
1986 Greg Thomas - .615
1988 Quinn Grovey - .633

INTERCEPTIONS

1954 George Walker - 6
1955 Don Christian - 4
1956 Gerald Nesbitt - 4
1966 Gary Adams - 7
1970 David Hogue - 6
1971 Louis Campbell - 7
1988 Patrick Williams - 6

KICKOFF RETURN YARDS

1944 Alton Baldwin - 286
1945 Alton Baldwin - 242
1946 Clyde Scott - 170
1960 Lance Alworth - 328
1961 Lance Alworth - 300
1980 Derek Holloway - 407
1982 Derek Holloway - 21.7*

RUSHING AVERAGE

1962 Billy Moore - 4.5
1965 Bobby Burnett - 4.1
1969 Bill Burnett - 4.3
1976 Ben Cowins - 6.3

TOTAL OFFENSE PLAYS

1939 Kay Eakin - 312
1953 Lamar McHan - 293

PUNTING

1937 Jack Robbins - 39.4
1938 Kay Eakin - 41.1
1939 Kay Eakin - 38.3
1943 Harold Cox - 41.0
1953 Lamar McHan - 40.2
1955 Gerald Nesbitt - 46.9
1975 Tommy Cheyne - 43.0
1979 Steve Cox 43.8
1980 Steve Cox 46.5
1986 Greg Horne - 47.2

SCORING

1928 Bevo Beavers - 84
1931 Homer Ledbetter - 42
1962 Billy Moore - 84
1967 David Dickey - 96
1968 Bill Burnett - 96
1969 Bill Burnett - 120
1978 Ish Ordonez - 78
1979 Ish Ordonez - 80
1987 James Rouse - 102

PASSES ATTEMPTED

1939 Kay Eakin - 193
1953 Lamar McHan - 150
1971 Joe Ferguson - 271

TOTAL OFFENSE YARDS

1939 Kay Eakin - 1344
1953 Lamar McHan - 1516
1971 Joe Ferguson - 2242
1979 Kevin Scanlon - 1460

PASSES COMPLETED

1939 Kay Eakin - 78
1953 Lamar McHan - 78
1971 Joe Ferguson - 160

PASS RECEIVING

1929 Wear Schoonover - 33
1937 Jim Benton - 47
1953 Floyd Sagely - 30
1971 Mike Reppond - 56
1984 James Shibest - 51

PUNT RETURN YARDS

1953 Lamar McHan - 233
1955 Don Horton - 173
1960 Lance Alworth - 307
1961 Lance Alworth - 366
1962 Ken Hatfield - 267
1963 Ken Hatfield - 350
1964 Ken Hatfield - 518
1965 Jack Brasuell - 285
1966 Martine Bercher - 375
1984 Bobby Joe Edmonds - 294

TOUCHDOWNS

1957 Gerald Nesbitt - 7
1962 Billy Moore - 14
1967 David Dickey - 16
1968 Bill Burnett - 16
1969 Bill Burnett - 20

NET YARDS PASSING

1935 Jack Robbins - 1219
1937 Dwight Sloan - 1074
1953 Lamar McHan - 1107
1971 Joe Ferguson - 2203

TANDEM OFFENSE

1961 Lance Alworth - 836
1969 Bill Burnett - 947
1972 Dickey Morton - 1274
1973 Dickey Morton - 1326
1975 Jerry Eckwood - 115.0*

TD PASSES

1953 Lamar McHan - 8
1971 Joe Ferguson - 11

*based on per-game average

INDIVIDUAL STATISTICAL LEADERS | RECORDS

2007





UNIVERSITY OF ARKANSAS



Senior guard Robert Felton has helped Arkansas lead the Southeastern Conference in rushing in each of the last two years.

TOTAL OFFENSE

Year	Games	Rush Yards	Pass Yards	Total Yards	Avg./Game
1937	10	NA	NA	2,823	282.3
1962	10	2,412	1,158	3,570	357.0
1965	10	2,262	1,341	3,603	360.3
1971	11	2,571	2,327	4,898	445.3

RUSHING OFFENSE

Year	Games	Attempts	Rush Yards	Avg./Game
1962	10	570	2,412	241.2
1965	10	515	2,262	226.2
1975	11	659	3,523	320.3
1985	11	685	2,922	265.6
1986	11	668	2,721	247.4
1989	11	680	3,456	314.2

Year	Games	Attempts	Rush Yards	Avg./Game
2002	14	643	3,065	218.9
2003	13	626	3,145	241.9
2005	11	481	2,386	216.9
2006	14	539	3,199	228.5

PASSING OFFENSE

Year	Games	Attempts	Completions	Pass Yards	Avg./Game
1937	10	NA	NA	1,850	185.0
1970	11	286	160	2,448	222.5
1971	11	293	170	2,327	211.5

SCORING OFFENSE

Year	Games	Total Points	Avg. / Game
1928	9	NA	27.9
1933	10	NA	20.6
1937	10	NA	18.6
1957	10	187	18.7
1960	10	179	17.9
1962	10	286	28.6
1964	10	221	22.1
1965	10	324	32.4
1966	10	218	21.8
1971	11	343	31.2

RED ZONE OFFENSE

Year	Games	Red Zone	Pct.	TDs	R/P	FG-AT	Other
2004	11	35-40	.875	32	20/12	3-5	3

TOTAL DEFENSE

Year	Games	Rush Yards	Pass Yards	Total Yards	Avg./Game
1960	10	1,330	641	1,971	197.1
1962	10	907	1,094	2,001	200.1
1964	10	970	835	1,805	180.5
1966	10	997	1,507	2,504	250.4
1967	10	1,415	1,346	2,761	276.1
1970	11	1,353	1,585	2,938	267.1
1971	11	1,419	1,334	2,753	250.3

1982	11	1,064	1,670	2,734	248.5
1984	11	1,336	1,883	3,219	292.6

Year	Games	Rush Yards	Pass Yards	Total Yards	Avg./Game
2000	11	1,530	1,683	3,213	292.1

RUSHING DEFENSE

Year	Games	Attempts	Rush Yards	Avg./Game
1951	10	461	1,226	122.6
1962	10	382	907	90.7
1965	10	355	756	75.6
1966	10	388	997	99.7
1968	10	430	1,380	138.0
1971	11	479	1,419	129.0
1982	11	420	1,064	96.7
1985	11	425	1,278	116.2
1987	12	393	1,198	99.8
1988	11	394	1,010	91.8

Year	Games	Attempts	Rush Yards	Avg./Game
1995	12	424	1,251	104.3

PASSING DEFENSE

Year	Games	Attempts	Completions	Pass Yards	Avg./Game
1954	10	122	48	538	53.8
1961	10	121	57	629	62.9
1977	11	227	98	984	89.5

Year	Games	Attempts	Completions	Pass Yards	Avg./Game
2000	11	302	143	1,683	153.0

SCORING DEFENSE

Year	Games	Total Points	Avg. / Game
1954	10	90	9.0
1964*	10	57	5.7
1965	10	104	10.4
1966	10	73	7.3
1969	10	76	7.6
1977	11	95	8.6
1982	11	115	10.5
1984	11	138	12.5
1985	11	129	11.7
1986	11	142	12.9
1988	11	173	15.7

KICKOFF RETURNS

Year	Games	Ret.	Yards	TDs	Avg.
2005*	11	33	965	1	29.2

TURNOVER MARGIN

Year	Games	Gained			Lost			Marg	Per/G
		Fum	Int	Tot	Fum	Int	Tot		
2002	14	17	19	36	6	13	19	+17	1.21
2003	13	16	17	33	13	9	22	+11	0.85

*Also led NCAA in statistical category



Steve Atwater and the Razorbacks led the Southwest Conference in rushing defense in 1985, '87 and '88.

RECORDS | TEAM CONFERENCE LEADERS

2007



RAZORBACK FOOTBALL



INDIVIDUAL RECORDS (OFFENSIVE)

Most Rushing Attempts: 41, Travis Stephens, Tennessee, 2001
Most Net Yards Rushing: 246, Stephen Davis, Auburn, 1994
Most Touchdown Runs: 3, Frank Eidom, SMU, 1954; Hillary Shockley, Stanford, 1970; Jim Bertlesen, Texas, 1970; Walter Abercrombie, Baylor, 1980; Reggie Dupard, SMU, 1984; Stephen Davis, Auburn, 1994; Jay Graham, Tennessee, 1995; Kendall Cleveland, LSU, 1995; Anthony Thomas, Michigan, 1998 (Citrus Bowl, 1999); LaBrandon Toefield, LSU, 2001; Jabari Davis, Tennessee, 2002; Jared Lorenzen, Kentucky, 2003
Most Passes Attempted: 67, Tim Couch, Kentucky, 1998
Most Passes Completed: 47, Tim Couch, Kentucky, 1998
Most Yards Passing: 499, Tim Couch, Kentucky, 1998
Best Pass Completion Percentage: .895 (17-19), Jason Campbell, Auburn, 2004
Most Passes Had Intercepted: 8, Gary Carter, SMU, 1970
Most Touchdown Passes Thrown: 7, David Klingler, Houston, 1990
Most Passes Caught: 17, Willie Gosha, Auburn, 1995
Most Yards Gained Receiving: 222, Willie Gosha, Auburn, 1995
Best Yards Average Per Catch: 30.3 (4-121) David Yaege, North Texas, 1971
Most Touchdown Passes Caught: 3, Don Ellis, Texas A&M, 1952; Emanuel Tolbert, SMU, 1976; Reidel Anthony, Florida, 1996; Cedrick Wilson, Tennessee, 2000; J. Armstead, Ole Miss, 2001
Most Total Offensive Plays: 73, Tim Couch, Kentucky, 1998
Most Total Offensive Yards: 473 (16 rushing, 457 passing), David Klingler, Houston, 1990
Most Punts: 14, Eddie Hare, Tulsa, 1978
Most Yards Punting: 578, Eddie Hare, Tulsa, 1978
Best Punting Average: 55.5 (2-111), Brian Diehl, Alabama, 1993
Most Punt Returns: 7, Walt Fondren, Texas, 1955; Bruce Henley, Rice, 1972; Curtis Fagan, Oklahoma, 2001 (2002 Cotton Bowl)
Most Punt Return Yards: 123, Derek Abney, Kentucky, 2002
Most Arkansas Passes Intercepted: 4, Jack Boring, Texas A&M, 1952
Most Yards Gained on Arkansas Passes Intercepted: 87, Mike Tyler, Rice, 1970
Most Kickoff Returns: 7, H.J. Adams, Louisiana-Monroe, 2000
Most Kickoff Return Yards: 138, Art Whittington, SMU, 1976
Most Touchdowns Responsible For: 6, Eli Manning, Ole Miss, 2001
Most Points Responsible For: 36, Eli Manning, Ole Miss, 2001
Most Extra Points Made: 9, Alex Walls, Tennessee, 2000
Most Field Goals Attempted: 7, Abby Daigle, Oklahoma State, 1974
Most Field Goals Made: 5, Jeff Ward, Texas, 1985; Brian Hazelwood, Mississippi State, 1998; Dan Nystrom, Minnesota, 2002
Longest Rushing Play: 97, John Avery, Ole Miss, 1997
Longest Passing Play: 99, Gino Torretta to Horace Copeland, Miami, 1991
Longest Punt Return: 92, Fred Jacob, Rice, 1942
Longest Kickoff Return: 100, Anthony Davis, Southern Cal, 1974; Arthur Washington, SMU, 1974, Deuce McAllister, Ole Miss, 1999
Longest Punt: 88, Larry Isbell, Baylor, 1950
Longest Field Goal: 58, Russell Erxleben, Texas, 1977

TEAM RECORDS (OFFENSIVE)

Most First Downs: 34, Baylor, 1983
Most First Downs Rushing: 26, Texas, 1970
Most First Downs Passing: 21, Kentucky, 1998
Most Rushing Attempts: 90, Texas, 1970
Most Net Yards Rushing: 505, Rice, 1953
Fewest Yards Lost Rushing: 0, Hardin-Simmons, 1958; Tulsa, 1962
Most Passes Attempted: 67, Kentucky, 1998
Most Passes Completed: 47, Kentucky, 1998
Most Yards Passing: 499, Kentucky, 1998
Most Touchdown Passes Thrown: 7, Houston, 1990
Most Total Offense Plays: 103, Kentucky, 2003
Most Total Offense Yards: 736, Southern California, 2005
Most Punts: 14, Tulsa, 1978
Most Yards Punting: 578, Tulsa, 1978
Fewest Punts: 0, Northwestern (La.) State, 1947
Fewest Punt Yards: 0, Northwestern (La.) State, 1947
Most Punt Returns: 7, Baylor, 1955; Texas, 1955; Rice 1972; Oklahoma, 2001 (2002 Cotton Bowl)
Most Punt Return Yards: 123, Kentucky, 2002
Most Kickoff Returns: 8, Texas Tech, 1957; Hardin-Simmons, 1958; Wichita State, 1970; Tulsa, 1974; Louisiana-Monroe, 2000; Ole Miss, 2002; New Mexico State, 2004; Missouri State, 2005
Most Kickoff Return Yards: 200, Boise State, 2000
Most Points: 103, Oklahoma, 1918
Most Extra Points Attempted and Made: 10, Southern California, 2005
Most Field Goals Attempted: 7, Oklahoma State, 1974
Most Field Goals Made: 5, Texas, 1985; Mississippi State, 1998; Minnesota, 2002

DEFENSIVE RECORDS

Fewest Arkansas First Downs: 3 vs. Baylor, 1958
Fewest Arkansas First Downs Rushing: 0 vs. Florida, 1997
Fewest Arkansas First Downs Passing: 0 14 times (Last time vs. SMU, 1991)
Fewest Arkansas Rushing Attempts: 21 vs. SMU, 1997
Fewest Arkansas Net Rushing Yards: -56 vs. Florida, 1997
Most Arkansas Yards Lost Rushing: 84 vs. Florida, 1997
Fewest Arkansas Passes Attempted: 0 vs. Oklahoma State, 1976
Fewest Arkansas Passes Completed: 0, Five times (Last time vs. Texas A&M, 1991)
Most Arkansas Passes Intercepted: 8 vs. SMU, 1951
Most Opponent Yards Gained on Arkansas Passes Intercepted: 104 vs. Tennessee, 1971
Fewest Arkansas Yards Passing: -11 vs. USC, 1974
Fewest Arkansas Total Offensive Plays: 26 vs. Texas, 1947
Fewest Arkansas Total Offensive Yards: 42 vs. UCLA, 1988 (21 rush, 21 pass)





UNIVERSITY OF ARKANSAS

1964 NATIONAL CHAMPIONSHIP



PLAYERS LEFT TO RIGHT - FIRST ROW: 1. Gary Robinson; 2. Ronnie Mac Smith; 3. Tom McNelly; 4. Fred Marshall; 5. Jerry Welch; 6. Jim Finch; 7. Dick Hatfield; 8. Ken Hatfield; 9. Jim Lindsey; 10. Johnny Majors. SECOND ROW: 11. Bill Ferrell; 12. Randy Stewart; 13. Jerry Jones; 14. Mike Sain; 15. Tommy Sain; 16. Bobby Roper; 17. Jim Williams; 18. Larry Watkins; 19. Loyd Phillips; 20. Bobby Burnett; 21. Lee Johnson; 22. Melvin Gibbs; 23. Glen Ray Hines; 24. Mike Bender; 25. Jim Mackenzie. THIRD ROW: 26. Lon Ferrell; 27. Merv Johnson; 28. Eddie Woodlee; 29. Martine Bercher; 30. Dick Cunningham; 31. Harry Jones; 32. Jimmy Johnson. FOURTH ROW: 33. Bobby Nix; 34. Richard Trail; 35. Tommy Burnett; 36. Guy Jones; 37. Joe Black; 38. Bill Gray; 39. Claud Smithy; 40. Jackie Brausuell; 41. Stu Berryhill; 42. Bobby Crockett; 43. Charles Daniel

1964 NATIONAL CHAMPIONSHIP

HISTORY

Without question, the proudest moment in the history of Arkansas Razorback football is the 1964 national championship. Head coach Frank Broyles led his '64 team to an undefeated 10-0 regular season record and a 10-7 Cotton Bowl victory over Nebraska.

The 1964 national championship was historic not so much for who won but for when the title was awarded.

In 1964, seven different entities named a mythical national champion. The two most notable polls to fans at the time — The Associated Press and the United Press International — did not wait until after the bowl games to award their champion. Because of that, Alabama was named the national champ by the AP, UPI and

Litkenhous groups. However, the Crimson Tide went on to lose, 21-17, to Texas in the Orange Bowl and finish 10-1 on the year.

Arkansas remained the only undefeated team in the country at 11-0 with its victory over Nebraska. Two groups who waited until after the bowl games to name their champion — The Football Writers Association of America and the Helms Athletic Foundation — named Frank Broyles' Razorbacks as national champs. Notre Dame and Michigan also were honored by lesser known polls. Both the AP (1965) and UPI (1974) eventually changed their procedure, choosing to wait until after the bowls to announce their final polls.

1964 GAME-BY-GAME

Arkansas 14, Oklahoma State 10 | Sept. 19, 1964 • Little Rock, Ark.

- ▶ The Hogs earned 235 yards rushing including touchdown runs by Jim Lindsey and Bobby Burnett.
- ▶ Arkansas staged a 64-yard game-winning drive in the third quarter to secure the victory.

Arkansas 31, Tulsa 22 | Sept. 26, 1964 • Fayetteville, Ark.

- ▶ Arkansas scored 31 straight points after trailing 14-0 midway through the first quarter.
- ▶ UA All-American linebacker Ronnie Caveness returned an interception for a touchdown and recovered a fumble in the win.

Arkansas 29, TCU 6 | Oct. 3, 1964 • Fort Worth, Texas

- ▶ The Razorbacks intercepted TCU six times in the victory including two thefts by defensive halfback Bill Gray.
- ▶ UA quarterback Fred Marshall threw for 157 yards and scored a touchdown rushing.

Arkansas 17, Baylor 6 | Oct. 10, 1964 • Little Rock, Ark.

- ▶ Arkansas racked up 342 yards of total offense.
- ▶ The Hogs collected six Baylor turnovers including three interceptions and three fumble recoveries.

Arkansas 14, Texas 13 | Oct. 17, 1964 • Austin, Texas

- ▶ Ken Hatfield's 81-yard punt return for a touchdown set the tone for the UA victory.
- ▶ UA linebacker Ronnie Caveness tallied 25 tackles against the Longhorns.

Arkansas 17, Wichita State 0 | Oct. 24, 1964 • Little Rock, Ark.

- ▶ Arkansas blanked the Shockers in the first of its school record tying five straight shutouts.
- ▶ Quarterback Fred Marshall ran for a score and passed to Jim Lindsey for another in the victory.

Arkansas 17, Texas A&M 0 | Oct. 31, 1964 • College Station, Texas

- ▶ The UA defense limited Texas A&M to seven yards rushing in the final 30 minutes of the game.
- ▶ UA offensive halfback Jack Brasuell scored twice on the ground in the win over the Aggies.

Arkansas 21, Rice 0 | Nov. 7, 1964 • Fayetteville, Ark.

- ▶ Rice snapped the ball in UA territory on only one play the entire game.
- ▶ Harry Jones returned an Owls' errant pass for a 35-yard touchdown.

Arkansas 44, SMU 0 | Nov. 14, 1964 • Fayetteville, Ark.

- ▶ Arkansas racked up 340 yards in total offense
- ▶ Ken Hatfield essentially cemented his national punt return crown by returning a punt 78 yards for a touchdown against the Ponies.

Arkansas 17, Texas Tech 0 | Nov. 21, 1964 • Lubbock, Texas

- ▶ The Razorbacks tied a school record with their fifth straight shutout.
- ▶ Bobby Roper blocked two Texas Tech field goal attempts and recovered a fumble in the regular season finale against the Red Raiders.

Arkansas 10, Nebraska 7 | January 1, 1965 • Cotton Bowl • Dallas, Texas

- ▶ The Hogs' victory coupled with a loss by Alabama in the Orange Bowl established Arkansas as the only undefeated team in the nation. Both The Football Writers Association of America and the Helms Athletic Foundation voted Arkansas the 1964 national champion.
- ▶ Arkansas trailed 7-3 before mounting an 80-yard scoring drive in the fourth quarter to secure the win and the national crown.



RAZORBACK FOOTBALL



B Lance Alworth
1961 FWAA 1st

In 1961, he led the team in rushing (110 carries, 516 yards), receiving (18-320), punt returns (28-336) and kickoff returns (13-300). Alworth became a first round draft pick, going to the 49ers, and was eventually enshrined into the Pro Football Hall of Fame. In 2005, he was inducted into the SBC Cotton Bowl Hall of Fame.



OT Shawn Andrews
2002 AFCA/FWAA/TSN/CNN.com/
ESPN.com/CollegeFootballNews.com 1st
2003 AFCA/AP/CFN/ESPN.com/FWAA/
TSN/CNN.com/WC 1st

A finalist for the Outland Trophy and Lombardi Award as a junior, he was also named the SEC's 2003 Offensive Player of the Year by College Football News and won the Jacobs Award (SEC's top blocker) for the second straight season after helping UA lead the SEC and rank fifth in the nation in rushing (241.9). In 2002, he became the first sophomore in UA history to earn first-team All-America honors.



OG Jim Barnes
1968 AP 1st

A captain in 1968, he helped lead his squad to a 10-1 record and a share of the SWC championship. A first-team All-SWC selection, he was also named to UA's all-decade team.



E Jim Benton
1937 NANA 1st ChP/2nd AP/CP 3rd

One of UA's earliest All-Americans, Jim Benton led the Hogs to a record of 6-2-2 and a No. 14 final ranking by AP in 1937. He is also a member of UA's all-century team. He had 48 receptions for 814 yards and seven TDs in '37.



S Martine Bercher
1966 AFCA/UPI 1st

He helped lead the Hog defense to a season that saw them give up just 73 points on their way to an 8-2 season and No. 13 final ranking by UPI. He made 30 tackles with three interceptions.



C Rodney Brand
1969 AP/FWAA/WC 1st

A captain, he helped the Razorbacks post a 9-2 record, finished second in the SWC and went on to play in the Sugar Bowl against Ole Miss.



OG/DT Bud Brooks
1954 AFCA/AP/FWAA/WC 1st

Not only was he an All-American, he also won the 1954 Outland Trophy. He helped the Hogs win the SWC championship with an 8-3 record and earn a trip to the 1955 Cotton Bowl against Georgia Tech. He was also the MVP of the south team in the Senior Bowl.



DT Dick Bumpas
1970 AP 1st

He grounded the defense on a team that went 9-2, and finished second in the SWC. He recorded 53 tackles for the league's top defense (267 yards per game) and was the MVP of the Blue-Gray Game.



OG Brandon Burlsworth
1998 Football News 1st / AP 2nd

The guard helped the Razorback offense to 4,333 yards and a school-record 26 passing touchdowns in 11 games as the Hogs went 9-3 and played in the Citrus Bowl.



LB Ronnie Caveness
1963 Football News 1st
1964 AFCA/AP/FWAA/NEA/TSN 1st

A member of the 1964 national championship team, Caveness led the Hogs with 155 tackles. He also holds the school's top two spots for tackles in a game - 29 vs. Texas in 1963 and 25 vs. Texas in 1964. He had 154 tackles in 1963 and 155 in '64.



NG Tony Cherico
1987 AFCA 1st

A team captain, he helped the '87 Hogs lead the SWC in rush defense, allowing only 99.8 yards per game on their way to a 9-4 season. He had 67 tackles with four tackles for loss.



E Bobby Crockett
1965 FWAA 1st

A year following the national championship, he helped lead the Hogs to a near perfect record and the SWC crown. The Razorbacks' (10-1, 7-0) only loss came in the Cotton Bowl.



E Chuck Dicus
1969 AFCA 1st
1970 AFCA/AP/WC 1st

Arkansas' second two-time All-American, he hauled in 42 passes for 688 yards and four scores in 1969, and in 1970 caught 38 passes for 577 yards and four scores.



DE Ron Faurot
1983 UPI 1st

A team captain, he led the team in sacks and tackles for loss. Seven times he drug opposing quarterbacks to the ground and he finished the year with 61 tackles, including 10 tackles for 52 lost yards.



FS Ken Hamlin
2002 CollegeFootballNews.com 1st

Despite playing only three years, he ended his career as UA's all-time tackles leader with 381, making 159 during his junior season of 2002 with 11 passes broken up, four interceptions and five tackles for loss.



DT Dan Hampton
1978 AFCA 1st

Arkansas' latest Pro Football Hall of Fame inductee (2002), he helped the Hogs reach the Fiesta Bowl and earn a No. 10 final ranking by UPI. He made 98 tackles, including 70 solo stops, with 18 tackles for loss.



OG Leotis Harris
1977 AFCA/AP/WC 1st

He helped the Razorback offense defeat 11 of its 12 opponents, including a 31-6 victory over No. 2 Oklahoma in the Orange Bowl. UA finished the year ranked No. 3 nationally by both AP and UPI.



LB Wayne Harris
1960 FWAA 1st

The senior captain helped the Hogs go 8-3 and win the SWC championship while making a school-record 174 tackles with five pass deflections in 1960.

Year-by-Year All-Americans

- 1929 E Wear Schoonover
- 1937 E Jim Benton
- 1948 TB Clyde Scott
- 1954 OG/DT Bud Brooks
- 1959 B Jim Mooty
- 1960 LB Wayne Harris
- 1961 B Lance Alworth
- 1962 QB Billy Moore
- 1963 LB Ronnie Caveness
- 1964 LB Ronnie Caveness
- 1965 E Bobby Crockett
- T Glen Ray Hines
- T Loyd Phillips
- 1966 T Loyd Phillips
- 1968 OG Jim Barnes
- 1966 S Martine Bercher
- 1969 C Rodney Brand
- E Chuck Dicus
- LB Cliff Powell
- 1970 DT Dick Bumpas
- E Chuck Dicus
- DE Bruce James
- K Bill McClard
- 1971 K Bill McClard
- 1976 K/P Steve Little
- 1977 K/P Steve Little
- OG Leotis Harris
- 1978 DT Dan Hampton
- DT Jimmy Walker
- 1979 OT Greg Kolenda
- 1981 K/P Bruce Lahay
- DE Billy Ray Smith Jr.
- 1982 OG Steve Korte
- DE Billy Ray Smith Jr.
- 1983 DE Ron Faurot
- 1986 P Greg Horne
- 1987 NG Tony Cherico
- 1988 DT Wayne Martin
- K Kendall Trainor
- 1989 OT Jim Mabry
- 1998 OG Brandon Burlsworth
- 1999 FS Kenoy Kennedy
- SE Anthony Lucas
- 2001 LB Jermaine Petty
- 2002 OT Shawn Andrews
- FS Ken Hamlin
- 2003 OT Shawn Andrews
- 2005 KR Felix Jones
- 2006 C Jonathan Luigs
- RB Darren McFadden
- OG Stephen Parker
- OT Tony Ugoh

ALL-AMERICANS | HISTORY

2007





UNIVERSITY OF ARKANSAS



T Glen Ray Hines
1965 AFCA/AP/FWAA/WC 1st

The offensive tackle helped the Razorbacks not only win the national title in 1964, but also finish 10-1 and win the SWC in 1965.



P Greg Horne
1986 AFCA 1st

Horne helped the Hogs to a 9-3 record and an Orange Bowl berth. Horne kicked the ball 49 times for 2,313 yards, a school-record average of 47.2 yards per punt.



DE Bruce James
1970 FWAA 1st

He helped the Hogs to a 9-2 record and a No. 11 final ranking by AP. James was an end on a team that won nine straight games and a key member of a defense that led the Southwest Conference in total defense with 267 yards allowed per game.



KR/TB Felix Jones
2005 CollegeFootballNews.com 1st

The first freshman in UA history to earn All-America honors, he was also honorable mention by SI.com, and a freshman All-American by Scout.com, Rivals.com (2nd team, KR) and The Sporting News (2nd team, KR). Second-team All-SEC as a return specialist, he led the SEC and was second in the nation with 31.9 yards on 17 kickoff returns with one touchdown and a long return of 100 yards. His 543 return yards are the second-most in a season in school history. He ranked 10th in the SEC in rushing (56.9 ypg) with 626 yards and three TDs on 99 carries. He was fifth in the SEC with 116.4 all-purpose yards per game (1,280 total).



FS Kenoy Kennedy
1999 AP 3rd

Kennedy had team highs of 98 tackles and 10 passes broken up on a squad that went 8-4, ended the year ranked No. 17 by AP and defeated Texas in the 2000 Cotton Bowl.



OT Greg Kolenda
1979 AFCA/AP/FWAA/WC 1st

The 1979 squad went 10-2, ranked No. 8 in the nation by AP, was the SWC co-champions and played in the Sugar Bowl. His pass blocking helped UA complete a school-record 63.9 percent of its passes.



OG Steve Korte
1982 AFCA/AP/FWAA/TSN 1st

Korte helped the Hogs to a 9-2-1 record, a No. 8 final ranking by UPI and a win over Florida in the Bluebonnet Bowl. UA rushed for more than 2,300 yards and 22 touchdowns.



K/P Bruce Lahay
1981 FWAA 1st

Lahay punted the ball 63 times for 2,436 yards, an average of 38.7 yards per try. When it came to splitting the uprights he was no slouch either, making 19 of 24 field goals (.792).



K/P Steve Little
1976 AFCA 1st
1977 AP/FWAA/TSN 1st

He has the two longest field goals in UA history (67 yards vs. Texas, 1977; 61 yards vs. Tulsa, 1976) and is the career leader for kick scoring (280 points). Little also handled punting duties with 63 attempts for 2,797 yards (44.4) in 1976 and 48 tries for 2,127 yards (44.3) in 1977. He made 19 of 30 field goals in '77.



SE Anthony Lucas
1999 AP 3rd

He led the Hogs with 37 catches for 822 yards in a year that saw the team go 8-4 and defeat Texas in the Cotton Bowl. Lucas also holds the career mark for receiving yards (2,879) and touchdowns (23), and is second in receptions (137).



C Jonathan Luigs
2006 AP 3rd

A Rimington Trophy finalist, he was also first-team All-SEC. He helped Arkansas lead the SEC and rank fourth in the nation in rushing (228.5), rank 29th in the nation in total offense (378.0) and 31st in scoring (28.9). UA's total of 3,199 rushing yards is the third-best season total in school history and the Hogs set a school record with 5.94 yards per carry. The total of 5,292 yards of total offense is the second-best mark in school history.



OT Jim Mabry
1989 AFCA/AP/WC 1st

He played for a Razorback squad that went 10-2, finished ranked No. 13 and won the SWC title. During the year, Mabry and his line helped the Hogs offense average an astounding 453 yards per game.



DT Wayne Martin
1988 AP/FWAA/TSN 1st

His career found him tied for third in tackles for loss with 37. He also owns the school record for sacks in a game (five) against Ole Miss and the record for sacks in a career with 25.5. He had team highs with 18 tackles for loss and 13 sacks in '88 while making 68 total tackles.



K Bill McClard
1970 AFCA 1st
1971 FWAA/TSN 1st

He nailed 50 of 51 PATs in 1970 and 35 of 38 in '71. His 1970 mark is a school record for both attempts and makes. He is also the all-time leader in career extra point attempts and makes (125-133). In addition, he has three of the longest field goals in school history, making attempts from 60 yards (vs. SMU, 1970), 53 (vs. Wichita State, 1970) and 52 (vs. California, 1971). He was 10 of 15 in 1970 and 12 of 22 in '71.



RB Darren McFadden
2006 AFCA/AP/CBS SL/Rivals.com/SI.com/PFW/Scout.com 1st

The Doak Walker Award winner, he was second in voting for the Heisman Trophy. The SEC Offensive Player of the Year, he was the national player of the week three times (Auburn, South Carolina, Tennessee). He set a school record with 1,647 rushing yards and 14 touchdowns on 284 carries. McFadden averaged 5.8 yards per rush and tied the school record with seven 100-yard games. He set school records for all-purpose yards in a game (315 vs. South Carolina) and a season (2,058). He was also seven-of-nine passing for 69 yards and three touchdowns. He led the SEC in rushing (117.6), scoring (98, 7.0) and all-purpose running (147.0), and was sixth nationally in all-purpose running and 10th in rushing.



QB Billy Moore
1962 FWAA 1st

He led the Hogs in both passing and rushing in 1962. His 131 attempts for 585 yards on the ground and 51 of 91 passing attempts for 673 yards through the air gave him 1,258 yards of total offense and a combined 19 touchdowns.



B Jim Mooty
1959 AP 1st / NEA 3rd

He had 93 carries for 519 yards and five touchdowns on a team that went 9-2, was co-champion of the SWC, ended the season ranked No. 9 and played in the Gator Bowl.

HISTORY | ALL-AMERICANS

2007



RAZORBACK FOOTBALL



OG Stephen Parker
2006 TSN 2nd

Also a second-team All-SEC pick, he signed a free-agent contract with the Miami Dolphins. He helped Arkansas lead the SEC and rank fourth in the nation in rushing (228.5), rank 29th in the nation in total offense (378.0) and 31st in scoring (28.9). UA's total of 3,199 rushing yards is the third-best season total in school history and the Hogs set a school record with 5.94 yards per carry. The total of 5,292 yards of total offense is the second-best mark in school history.



LB Jermaine Petty
2001 AAFF/AFCA 1st

He finished his career as the No. 4 tackler in a season with 140. Petty was also named the Bronko Nagurski Player of the Week two times. His biggest stop came on a two-point conversion attempt at Ole Miss when his tackle gave UA the 58-56, seven-over-time victory in the longest game ever played.



T Loyd Phillips
1965 AFCA/AP/WC 1st
1966 AFCA/AP/FWAA/TSN/WC 1st

His most significant achievement was winning the Outland Trophy for the most outstanding lineman in college football. Phillips finished his career with 304 tackles, including a 22-tackle performance against Tulsa. He made 100 stops in '65 and 97 in '66.



LB Cliff Powell
1969 AFCA 1st

A three-year letterman, he held the school record for tackles in a career (367) from 1969 through the end of the 2002 season. His senior campaign saw him make 134 tackles to break the previous record by 10 (Ronnie Caveness).



E Wear Schoonover
1929 GR/NYS 1st UPI/2nd AP/INS 3rd

Arkansas' first All-American, despite playing more than 70 years ago, he still is atop the list for receptions in a game. He hauled in 13 passes for 129 yards in a matchup against Baylor in 1929. He also has one of the longest interception returns in UA history with a 96-yard jaunt for a score against Centenary.



TB Clyde Scott
1948 AFCA/AP 1st

The most successful two-sport athlete in Razorback history, "Smackover" Scott lettered in football and track. He is only one of two numbers retired by the University of Arkansas, and he is the only two-sport athlete to be selected an All-American in both sports. The spring of 1948 saw Scott not only establish himself in track, earning All-America honors, but as an Olympian as well. He won the silver medal in the 110-yard hurdles at the summer games in London. Back on the gridiron, Scott led the Hogs in rushing (95-670) and kickoff returns (8-195).



DE Billy Ray Smith Jr.
1981 AFCA/AP/FWAA/TSN/WC 1st
1982 AFCA/AP/FWAA/TSN/WC 1st

His career saw him wreak havoc in the backfield, stopping opponents a school-record 63 times behind the line of scrimmage for 343 lost yards. Smith finished his career with 299 tackles. He had 72 tackles with 19 for loss in 1981 and 90 stops with 15 for loss in '82.



K Kendall Trainor
1988 AFCA/AP/TSN/WC 1st

In addition to five other school records, Trainor holds the record for most field goals made in a season, splitting the uprights 24 of 27 times in 1988, and for made field goals in a game (5-5) against TCU and Texas A&M. He made his final 24 field goal attempts as a Razorback including a 58-yard effort against Miami (Fla.).



OT Tony Ugoh
2006 Rivals.com 2nd / AP 3rd

Also a first-team All-SEC selection, he was a second-round draft choice of the defending Super Bowl champion Indianapolis Colts. He helped Arkansas lead the SEC and rank fourth in the nation in rushing (228.5), rank 29th in the nation in total offense (378.0) and 31st in scoring (28.9). UA's total of 3,199 rushing yards is the third-best season total in school history and the Hogs set a school record with 5.94 yards per carry. The total 5,292 yards of total offense is the second-best mark in school history.



DT Jimmy Walker
1978 FWAA 1st

He was in the backfield 37 times for 216 yards in losses during his career. Following the 1977 regular season, Walker recovered a fumble that aided in the Hogs' drumming of Oklahoma in the Orange Bowl. A year later, he made 86 tackles with a then-school record 19 tackles for loss and was named the most outstanding defensive player after making 10 tackles in the 1978 Fiesta Bowl.

ALL-AMERICANS | HISTORY 2007

UA's Outland Trophy Winners



Loyd Phillips

OUTLAND TROPHY (Outstanding Lineman in College Football)

Named for John Outland, an All-American tackle at the University of Pennsylvania in 1897, this trophy is presented by the Football Writers' Association of America to the nation's outstanding collegiate interior lineman.

Arkansas boasts two Outland Trophy winners in its history. An offensive guard and defensive tackle, Bud Brooks was the first UA honoree in 1954. Tackle Loyd Phillips became the Hogs' second winner when he won the award in 1966. The honor is one of the most prestigious awards ever earned by an individual UA player.

- 1954:** Bill "Bud" Brooks, defensive tackle/offensive guard
- 1966:** Loyd Phillips, defensive tackle

Legend

- AAFF – All-American Football Foundation
- AFCA – American Football Coaches Association
- AP – Associated Press
- CBS SL – CBS Sportsline.com
- CFN – *College Football News*
- ChP – Charles Parker
- CP – Central Press
- FN – *Football News*
- FWAA – Football Writers Association of America
- GR – Grantland Rice
- INS – International News Service
- NANA – North American Newspaper Alliance
- NEA – Newspaper Enterprise Association
- NYS – *New York Sun*
- PFW – *Pro Football Weekly*
- TSN – *The Sporting News*
- UPI – United Press International
- WC – Walter Camp Foundation

Note: The American Football Coaches Association, *The Sporting News* and the Walter Camp Foundation select only a first team; the Associated Press selected only a first team until 1995; INS merged with United Press in 1958 to form UPI; ChP is Charles Parker, final team selected in 1937, chosen by board and circulated by Scripps-Howard; CP selected teams from 1963-70; NANA selected teams from 1927-36; NEA selected teams from 1917-73; TSN selected teams from 1934-63 and since 1993; UPI selected teams from 1958-95; WC selected teams from 1972-74 and since 1983.





UNIVERSITY OF ARKANSAS


2007 HISTORY | ALL-SOUTHEASTERN CONFERENCE (1992-CURRENT)



DE Jamaal Anderson
2006 AP/Coaches' 1st



OT Shawn Andrews
2001 AP 2nd
2002 AP/Coaches' 1st (Jacobs Award)
2003 AP/Coaches' 1st (Jacobs Award)



CB David Barrett
1999 AP/Coaches' 2nd



TE Kirk Botkin
1992 Coaches' 1st/AP 2nd
1993 AP 2nd



NG Melvin Bradley
1996 Coaches' 2nd
1997 AP/Coaches' 2nd
1998 Coaches' 1st/AP 2nd



OG Russ Brown
1996 Coaches' 2nd



LB/FS Tony Bua
2001 AP 2nd
2002 AP/Coaches' 2nd
2003 Coaches' 1st/AP 2nd



OG Brandon Burlsworth
1997 AP/Coaches' 2nd
1998 AP/Coaches' 1st



P Richie Butler
2000 AP/Coaches' 2nd



CB Tracy Cantlope
1995 Coaches' 2nd




CB Ahmad Carroll
2002 Coaches' 2nd
2003 Coaches' 1st



LB Quinton Caver
2000 AP/Coaches' 1st



TB Cedric Cobbs
2003 AP/Coaches' 1st



DE Steven Conley
1995 Coaches' 1st/AP 2nd



TE Joe Dean Davenport
1999 Coaches' 2nd



OG Isaac Davis
1993 Coaches' 2nd



DE Henry Ford
1993 AP/Coaches' 1st



DE Carlos Hall
2001 AP 2nd



FS Ken Hamlin
2001 AP 1st
2002 AP/Coaches' 1st



TB Madre Hill
1995 AP/Coaches' 1st



CB Chris Houston
2006 AP 1st



DE Jeb Huckeba
2004 Coaches' 1st



DT Keith Jackson
2005 AP 2nd
2006 AP 1st



RB/KR Felix Jones
2005 Coaches' 2nd
2006 AP/Coaches' 2nd



QB Matt Jones
2004 Coaches' 2nd



FS Kenoy Kennedy
1998 AP 2nd
1999 Coaches' 1st/AP 2nd



PK Todd Latourette
1998 AP/Coaches' 2nd



SE Anthony Lucas
1998 AP/Coaches' 2nd
1999 AP 1st/Coaches' 2nd



C Jonathan Luigs
2006 AP/Coaches' 1st



RB Darren McFadden
2005 AP/Coaches' 1st
2006 AP/Coaches' 1st



DE C.J. McLain
1996 Coaches' 2nd
1998 AP 2nd



LB Caleb Miller
2003 AP/Coaches' 2nd



OG Verl Mitchell
1995 AP/Coaches' 2nd



LB Sam Olajubutu
2005 AP 2nd
2006 AP/Coaches' 1st



R Zac Painter
1998 AP/Coaches' 1st



OG Stephen Parker
2006 AP 2nd



TE Jason Peters
2003 Coaches' 2nd



LB Jermaine Petty
2001 AP 1st



P Pete Raether
1992 AP 1st/Coaches' 2nd



C Kyle Roper
2005 AP 2nd



C Kenny Sandlin
2001 AP 2nd



LB Mark Smith
1995 AP/Coaches' 1st



NG Junior Soli
1995 AP/Coaches' 2nd



QB Clint Stoerner
1998 AP 2nd
1999 AP 2nd



TB Fred Talley
2001 Coaches' 2nd
2002 Coaches' 1st/AP 2nd



OT Zac Tubbs
2006 Coaches' 1st



OT Tony Ugoh
2006 AP/Coaches' 1st



CB Orlando Watters
1992 Coaches' 2nd
1993 Coaches' 1st



OT Bobbie Williams
1999 Coaches' 2nd



SE George Wilson
2003 AP 2nd



RAZORBACK FOOTBALL



(First Team Only, UA was a SWC member from 1915-91)



Lamar McHan, who led the SWC in passing in 1953, was a three-time all-conference selection from 1951 through 1953.

HB Gary Adams (1966-68)
 B Lance Alworth (1960-61)
 RB Gary Anderson (1982)
 S Steve Atwater (1986, 1988)
 HB Herman Bagby (1924)
 E Alton Baldwin (1946)
 G Jim Barnes (1968)
 WR Teddy Barnes (1975)
 FB Garland Beavers (1928)
 G Mike Bender (1965)
 E Jim Benton (1936-37)
 T W.R. Benton Jr. (1934)
 C Jay Bequette (1982)
 S Martine Bercher (1966)
 E Clifford Blackburn (1924)
 LB Mike Boschetti (1970)
 HB Danny Brabham (1962)
 HB Jesse Branch (1962)
 C Rodney Brand (1968-69)
 HB Jack Brasuell (1965-66)
 QB Jon Brittenum (1965-66)
 DT Bud Brooks (1954)
 DT Dick Bumpas (1970)
 DT Earl Buckingham (1982)
 TB Bill Burnett (1969-70)
 B Bobby Burnett (1965)
 TB Tommy Burnett (1966)
 S Bo Busby (1975)
 QB Ron Calcagni (1977)
 NG Mike Campbell (1975)
 E Preston Carpenter (1955)
 LB Ronnie Caveness (1963-64)
 NG Tony Cherico (1985-87)
 K Tommy Cheyne (1975)
 OG Freddie Childress (1986, 1988)
 T John Childress (1961)
 QB George Cole (1927)
 C James Coleman (1919)
 E Jimmy Collier (1960-61)
 CB Anthony Cooney (1989)
 G David Cooper (1967)
 E Charles Corgan (1923)
 TB Ben Cowins (1976-78)
 P Steve Cox (1979-80)
 C Elbert Crawford (1989)
 QB Steve Creekmore Sr. (1910)
 E Bobby Crockett (1965)
 T Dick Cunningham (1966)
 FB Jack Dale (1930)

QB Gene Davidson (1917, 1919)
 RB David Dickey (1967)
 E Chuck Dicus (1968-70)
 E Jay Donathan (1957)
 G Jerry Dossey (1969)
 HB Kay Eakin (1939)
 RB Jerry Eckwood (1975)
 OG Marcus Elliott (1983-84)
 T Dan Estes (1913)
 FS Kevin Evans (1979-80)
 WR Robert Farrell (1979)
 DE Ron Faurot (1983)
 QB Joe Ferguson (1971)
 RB Ike Forte (1974-75)
 LB Lynn Garner (1968)
 G Dean Garrett (1961)
 C Melvin Gibbs (1966)
 C Bob Griffin (1951)
 QB Quinn Grove (1988)
 DT Dan Hampton (1978)
 E Hartford Hamilton (1966-67)
 OG Ronnie Hammers (1970)
 T Dave Hanner (1950-51)

E Harry Hansard (1921)
 OG Leotis Harris (1977)
 LB Wayne Harris (1959-60)
 HB Ken Hatfield (1964)
 C Mark Henry (1991)
 T Glen Ray Hines (1964-65)
 T Percy Hinton (1912)
 C Phil Huntly (1911)
 LB Larry Jackson (1977-78)
 T Charlie Jamerson (1921)
 E Bruce James (1970)
 CB Michael James (1991)
 T Gus Japp (1925)
 G Jim Johnson (1964)
 WB Harry Jones (1965)
 E Ronnie Jones (1971)
 DE Ivan Jordan (1973-75)
 OT Mike Kelson (1970-71)
 T Rick Kersey (1969)
 OT Greg Koch (1975)
 OT Greg Kolenda (1978-79)
 OG Steve Korte (1981-82)
 C Richard LaFargue (1975)
 K Bruce Lahay (1981)
 E Jerry Lamb (1963-64)
 S Greg Lasker (1985)
 K Steve Little (1974-75, 1977)
 T Charles Lively (1946)
 DB Vaughn Lusby (1977-78)
 OT Jim Mabry (1988-89)
 QB Fred Marshall (1964)
 DB Patrick Martin (1977)
 DT Wayne Martin (1988)
 HB Russell May (1913)
 T Jerry Mazzanti (1962)
 LB Hal McAfee (1975)
 K Bill McClard (1970-71)
 QB Lamar McHan (1951-53)
 DE Johnnie Meadors (1975)
 T John Measel (1933)
 FB Clinton Milford (1909)
 OT Alfred Mohammed (1982)
 B Billy Moore (1962)
 FB Henry Moore (1954-55)
 DB Jerry Moore (1970)
 B Jim Mooty (1958-59)
 QB Bill Montgomery (1970)
 TE Pat Morrison (1970)
 TB Dickey Morton (1972-73)
 FB Tom Murphy (1933)
 FB Gerald Nesbitt (1956-57)

K Ish Ordonez (1979-80)
 OLB Kerry Owens (1988)
 OG Limbo Parks (1985)
 G Leon Pense (1943)
 T Stanley Phillips (1909)
 T Loyd Phillips (1964-66)
 LB Cliff Powell (1968-69)
 G Tom Reed (1971-72)
 E Mike Reppond (1971)
 C Ron Revard (1971)
 DT Jon Rhiddlehoover (1973)
 LB Danny Rhodes (1971, 1973)
 NG Richard Richardson (1982)
 QB Jack Robbins (1936)
 E Bobby Roper (1965)
 E Glen Rose (1927)
 E Paul Rucker (1933)
 T Ernest Ruple (1967)
 E Floyd Sagely (1953)
 S Howard Sampson (1977)
 QB Kevin Scanlon (1979)
 E Wear Schoonover (1929)
 E Mike Schumchyk (1944)
 T Brad Scott (1926)
 B Clyde Scott (1946-48)
 DT Michael Shepherd (1988-89)
 SE James Shibest (1984, 1986)
 OT Gerald Skinner (1975-76)
 T Billy Ray Smith Sr. (1956)
 DE Billy Ray Smith Jr. (1981-82)
 DB Rollen Smith (1973)
 C Bill Spivey (1934)
 OG George Stewart (1979)
 C Randy Stewart (1965)
 HB Terry Stewart (1969)
 OG-C R.C. Thielemann (1975-76)
 G Ray Trail (1962)
 K Kendall Trainor (1988)
 HB Tommy Trantham (1965-67)
 G Clyde Van Sickle (1928)
 DT Jimmy Walker (1964-65)
 CB Danny Walters (1982)
 T Jim Williams (1964-65)
 LB Rickey Williams (1987)
 HB Ben Winkelman (1921)
 TE Billy Winston (1988)
 K Todd Wright (1989)
 CB Kevin Wyatt (1984)
 LB Bert Zinamon (1983)

ALL-SOUTHWEST CONFERENCE | HISTORY

2007



Billy Ray Smith Sr. (left) earned first-team All-Southwest Conference honors in 1956 while Billy Ray Smith Jr. made the first team in 1981 and '82.






UNIVERSITY OF ARKANSAS

The ultimate honor is to have your jersey number retired, and in the 113 years that the Razorbacks have been on the football field, only three players have had the honor bestowed upon them. Three play-

ers and two numbers comprise the list of retired numbers as Steve Little and Clyde Scott shared the No. 12 and Brandon Burlsworth donned the No. 77 shirt, both numbers other Razorbacks will never wear.

No. 12



Clyde Scott

Clyde "Smackover" Scott - #12 (1946-49)

Following a glamorous career in the 1940s, the athletic department decided to retire No. 12. Nicknamed "Smackover" for his hometown, Scott made a name for himself in 1948, winning the silver medal in the hurdles at the Olympic Games in August and then reporting to football practice where he would earn All-America honors during his senior year.

Scott rushed for 1,463 yards during his career for a school record at the time. In 1948 he had an impressive 7.0 yards per carry average, gaining 670 yards on 95 attempts. Scott was the first-ever Razorback athlete to win an Olympic medal as most of Arkansas' track success came in 1978 with the arrival of John McDonnell.

Steve Little - #12 (1974-77)

In 1974 Arkansas, along with every other school in America, was trying to win the talent of a hot kicker from Kansas City who also played quarterback. He, however, required the No. 12 as his jersey number and following a consultation with Clyde Scott, the university received permission to promise the number.



Steve Little

Not a bad decision as Steve Little went on to become arguably the best kicker in Razorback history, receiving All-America honors twice while shouldering the No. 12 during his four years at Fayetteville.

Little still owns the school record for points scored by a kicker as he booted the ball through the uprights for 280 points during his career. In addition, Little shares the NCAA record for the longest field goal (67 yards) with Joe Williams (Wichita State, 1978) and Russell Erxleben (Texas, 1977). Little kicked the 67-yard attempt in 1977 against Texas during his senior year. He attempted more field goals than any other Razorback kicker (89) and made 53, the second-highest ever at Arkansas. He has seven of the 13 field goals of longer than 50 yards ever kicked by a Hog, including the top two of 67 and 61 yards.

Little also made 121 of his 133 career extra point attempts – both second all-time. In his final two years he punted for averages of 44.4 yards in 1976 and 44.3 yards in 1977. His kickoffs were a weapon as they sailed beyond the end line nearly 80 percent of the time.

Once Little's career was finished, No. 12 was again set aside and hasn't been worn since.

No. 77



Brandon Burlsworth - #77 (1994-98)

The athletic department did not see fit to retire another football jersey until after the 1998 campaign. Now the No. 77, worn by Razorback All-American offensive guard Brandon Burlsworth, will be forever retired.

One of the most inspiring stories in Razorback history, Burlsworth joined the Razorbacks in 1994 as a walk-on. Following a redshirt year, he earned a scholarship with his work ethic in the weight room. After serving as a backup guard for the 1995 SEC Western Division champion Razorbacks, he earned a starting

position in the spring of '96 and never yielded it. He went on to start 34 consecutive games, concluding with the Florida Citrus Bowl on Jan. 1, 1999.

Burlsworth was an All-SEC offensive guard in 1997 and in '98 he not only earned all-conference honors, but was named a first-team All-American by *The Football News*. He was the leader of an offensive line that helped the Razorback offense score more points than it had since 1970 and produce more yards than it had since the 1989 season.

In the classroom Burlsworth was equally astounding. He earned his bachelor's degree in marketing management in 1997 and immediately went to work on his master's in business administration. In December of 1998, Burlsworth completed his master's requirements to become the first Razorback football player to complete a master's degree before playing in his final game.

Burlsworth was drafted in the third round by the Indianapolis Colts, but unfortunately would die tragically in an automobile accident less than two weeks later. The entire state of Arkansas was stunned and head coach Houston Nutt recommended that Burlsworth's jersey be retired. Athletic director Frank Broyles quickly agreed.

Burlsworth's locker remains intact as a tribute to his memory in the UA football dressing room.

HISTORY — RETIRED NUMBERS

2007



RAZORBACK FOOTBALL



Wayne Martin, Arkansas' career sacks leader with 25.5 from 1985-88, was named to UA's All-Century Team.

ALL-CENTURY TEAM

(selected by fan ballot prior to the 1994 season as part of the UA football centennial celebration)

OFFENSE

LINEMEN

Bud Brooks
Freddie Childress
Leotis Harris
Glen Ray Hines
Steve Korte
R.C. Thielemann

RECEIVERS

Jim Benton
Bobby Crockett
Chuck Dicus
Wear Schoonover

RUNNING BACKS

Lance Alworth
Leon Campbell
Barry Foster
Jim Mooty
Clyde Scott

QUARTERBACKS

Joe Ferguson
Quinn Grovey
Lamar McHan
Bill Montgomery

DEFENSE

LINEMEN

Dan Hampton
Dave Hanner
Wayne Martin
Loyd Phillips
Billy Ray Smith Sr.
Billy Ray Smith Jr.
Fred Williams

LINEBACKERS

Ronnie Caveness
Wayne Harris
Cliff Powell
Dennis Winston

SECONDARY

Steve Atwater
Alton Baldwin
Martine Bercher
Ken Hatfield
Billy Moore

KICKERS

Steve Cox
Steve Little
Pat Summerall

ARKANSAS ALL-DECADE TEAMS

1990-99 OFFENSE

TE Kirk Botkin
T Bobbie Williams
G Brandon Burlsworth
C Grant Garrett
G Isaac Davis
T Chad Abernathy
WR Anthony Lucas
WR Anthony Eubanks
QB Clint Stoerner
RB Madre Hill
RB Chrys Chukwuma
K Todd Wright

1990-99 DEFENSE

E Henry Ford
T Melvin Bradley
T Junior Soli
E Steven Conley
LB Jamel Harris
LB Mark Smith
OLB Darwin Ireland
CB David Barrett
CB Orlando Watters
S Kenoy Kennedy
S Zac Painter
P Pete Raether

1980-89 OFFENSE

TE Billy Winston
T Jim Mabry
G Steve Korte
C Elbert Crawford
G Freddie Childress
T Alfred Mohammed
WR James Shibest
QB Quinn Grovey
RB Gary Anderson
RB James Rouse
RB Barry Foster
K Kendall Trainor

1980-89 DEFENSE

E Billy Ray Smith
T Wayne Martin
NG Tony Cherico

T Michael Shepherd
E Kerry Owens
LB Rickey Williams
LB Bert Zinamon
CB Danny Walters
CB Richard Brothers
S Steve Atwater
S Greg Lasker
P Greg Horne

1970-79 OFFENSE

TE Charles Clay
T Greg Koch
G Leotis Harris
C R. C. Thielemann
G George Stewart
T Greg Kolenda
WR Chuck Dicus
WR Mike Reppond
QB Joe Ferguson
RB Ben Cowins
RB Dickey Morton
K Steve Little

1970-79 DEFENSE

E Dennis Winston
T Jimmy Walker
NG Dale White
T Dan Hampton
E Ivan Jordan
LB Danny Rhodes
LB Larry Jackson
CB Vaughn Lusby
CB Louis Campbell
S Howard Sampson
S Bo Busby
P Steve Little

1960-69 OFFENSE

E Bobby Crockett
T Glen Ray Hines
G Jim Barnes
C Rodney Brand
G Jerry Dossey
T Dick Cunningham
E Jerry Lamb

E Chuck Dicus
B Bill Montgomery
B Jon Brittenum
B Bill Burnett
B Bruce Maxwell
B Lance Alworth
K Ronny South

1960-69 DEFENSE

E Hartford Hamilton
L John Childress
L Jimmy Johnson
L Loyd Phillips
E Rick Kersey
LB Wayne Harris
LB Ronnie Caveness
LB Cliff Powell
B Gary Adams
B Tommy Trantham
B Billy Moore
B Terry Stewart
P Bobby Nix

1950-59

E Floyd Sagely
T Billy Ray Smith
G Bud Brooks
C Jay Donathan
G Dave Hanner
T Bob Griffin
E Pat Summerall
B Lamar McHan
B Henry Moore
B Lewis Carpenter
B Gerald Nesbitt
B Preston Carpenter
B Jim Mooty

1940-49

E Mike Schumchyk
T Charles Lively
G Leon Pense
C Billy Ray Thomas
G Theron Roberts
T Ray Peters
E Alton Baldwin

B Clyde Scott
B Leon Campbell
B Geno Mazzanti
B Ross Pritchard
B Louis Schaufele

1930-39

E Jim Benton
T W. R. Benton
G Clifford Van Sickle
C Bill Spivey
G John Measel
T Howard "Red" Hickey
E Paul Rucker
B Ray Hamilton
B Kay Eakin
B Jack Robbins
B Jack Dale
B Tom Murphy

1920-29

E Wear Schoonover
T Charlie Jamerson
G Brad Scott
C Herman Boozman
G Clyde Van Sickle
T Gus Japp
E Glen Rose
B Herman Bagby
B Ben Winkleman
B George Cole
B Garland Beavers

Pre-1920

L John Shirley Wood
L Stanley Phillips
L J. Tate McGill
L Phil C. Huntley
L Percy Hinton
L Dan Estes
L James Coleman
B Gene "Sodie" Davidson
B Steve Creekmore
B Clinton C. Milford

HONORS | HISTORY 2007





UNIVERSITY OF ARKANSAS

NATIONAL FOOTBALL FOUNDATION & COLLEGE FOOTBALL HALL OF FAME

(HC) – Head Coach; (AC) – Assistant Coach; (P) - Player

- | | |
|--------------------------|------------------------------|
| 1954 Hugo Bezdek (HC) | 1999 Chuck Dicus (P) |
| 1962 Wear Schoonover (P) | 2000 Billy Ray Smith Jr. (P) |
| 1971 Clyde Scott (P) | 2001 Barry Switzer (AC) |
| 1983 Frank Broyles (HC) | 2003 Doug Dickey (AC) |
| 1984 Lance Alworth (P) | 2003 Hayden Fry (AC) |
| 1987 Johnny Majors (AC) | 2004 Wayne Harris (P) |
| 1992 Loyd Phillips (P) | 2004 Tracy Rucker (AC) |
| 1997 Bowden Wyatt (HC) | |



At the 2004 National Football Foundation/College Football Hall of Fame ceremony, UA defensive line coach Tracy Rucker (left) and former Razorback All-American Wayne "Thumper" Harris (right) were inducted into the Hall of Fame. Receiver Marcus Monk (center) was named one of only four National High School Scholar-Athletes of the Year by the foundation.

ARKANSAS SPORTS HALL OF FAME

(Established in January, 1959, to Honor Individuals Who Have Made a Special Contribution to Athletics in Arkansas.)

(Only inductees that coached, played or were closely affiliated with University of Arkansas athletics are listed)

- 1959 Jim Lee Howell, football; Wear Schoonover, football
- 1960 Jim Benton, football; John Barnhill, football, college athletics; Steve Creekmore, football, golf
- 1961 Hugo Bezdek, football, baseball
- 1962 None
- 1963 Clyde Scott, football, track; George Cole, football, college athletics; Russell May, football
- 1964 Glen Rose, basketball, football; Dan Estes, football

- 1965 Gordon Carpenter, basketball; Tom Murphy, basketball, football; J.L. Carter, football
- 1966 Francis Schmidt, football
- 1967 Frank Broyles, football, college athletics
- 1968 Howard "Red" Hickey, football; Gene "Sodie" Davidson, football
- 1970 Melvin McGaha, baseball, basketball, football; Fred Thomsen, football
- 1971 Wilson Matthews, football; Pat Summerall, football
- 1972 Maurice "Footsie" Britt, football; Dave Hanner, football; Boyd Cypert, college athletics
- 1973 Ray Hamilton, football; Sam Coleman, high school athletics
- 1974 Jack Robbins, football
- 1975 Miller Barber, golf; Lamar McHan, football
- 1976 Billy Ray Smith, Sr., football
- 1977 Leon "Muscles" Campbell, football; Tom Pickell, basketball
- 1978 Fred Williams, football
- 1979 Lance Alworth, football; Johnny Adams, basketball
- 1980 Barry Switzer, football
- 1981 Clifford Shaw, officiating; Jim Mooty, football; Wayne Harris, football
- 1982 Aubrey "Cobb" Fowler, football, track; Milan Creighton, football
- 1983 Lou Holtz, football; Eddie Sutton, basketball
- 1984 Fred Akers, football; Kay Eakin, football
- 1985 Eugene Lambert, basketball; Floyd Sagely, football
- 1986 Loyd Phillips, football; W. Howard Pearce, football, stadium management
- 1987 John McDonnell, track; Jim Lindsey, football; Alton Baldwin, football
- 1988 George Kok, basketball; Dwight Sloan, football; Lewis Carpenter, football

- 1989 Ken Hatfield, football; Harold Horton, football; Brad Scott, football; R.H. Sikes, golf
- 1990 Henry Moore, football
- 1991 Norm DeBrynn, baseball; Pat Foster, basketball; Gerald Nesbitt, football
- 1992 Preston Carpenter, football; Dan Hampton, football
- 1993 Sidney Moncrief, basketball; Buddy Bob Benson, football
- 1994 Joe Ferguson, football; Ron Brewer, basketball; Ike Poole, football, basketball
- 1995 Billy Ray Smith, Jr., football; Chuck Dicus, football
- 1996 Bill Burnett, football; Kevin McReynolds, baseball; Raymond Peters, football
- 1997 Bill Montgomery, football; Billy Moore, football; Mike Conley, track
- 1998 Nolan Richardson, basketball; Marvin Delph, basketball; Jimmy Johnson, football; Firmon Bynum, football
- 1999 Ronnie Caveness, football; Jerry Jones, football
- 2000 Tommy Boyer, basketball; Bobby Burnett, football
- 2001 Orville Henry, journalism; Jerry Lamb, football; Ken Turner, football
- 2002 Steve Atwater, football; Brandon Burlsworth, football; Joe Kleine, basketball; Cliff Powell, football
- 2003 O'Neale Adams, football; Louis Schaufele, football, baseball; Darrell Walker, basketball
- 2004 Jesse Branch, football; Bud Campbell, journalism; Bud Canada, football; Steve Cox, football; Wayne Martin, football
- 2005 William "Bud" Brooks, football; Scott Hastings, basketball
- 2006 Gary Anderson, football; John Daly, golf; Paul Eells, television and radio play-by-play; Fred Grim, basketball
- 2007 Bobby Crockett, football; Tom Pagnozzi, baseball; George Walker, football

HISTORY | HONORS



Dan Hampton, a 2002 inductee into the NFL Hall of Fame and a 1978 All-American at Arkansas, was inducted into the Arkansas Sports Hall of Fame in 1992.

UNIVERSITY OF ARKANSAS SPORTS HALL OF HONOR

The University of Arkansas Sports Hall of Honor was established in 1988 as a means of honoring the all-time great athletes and coaches that have done so much in establishing a tradition of excellence in University of Arkansas athletics. Only former Razorback lettermen are allowed to vote.

- 1988 Lance Alworth, John Barnhill, Frank Broyles, Sidney Moncrief, Glen Rose, Clyde Scott
- 1989 Jim Benton, George Cole, Wayne Harris, Wilson Matthews, Kevin McReynolds, Wear Schoonover
- 1990 Miller Barber, Mel McGaha, John McDonnell, Loyd Phillips, Jack Robbins, Jim Lee Howell
- 1991 Leon Campbell, Mike Conley, Norm DeBrynn, Dan Hampton, Dave Hanner, Fred Williams
- 1993 Ron Brewer, Chuck Dicus, Joe Ferguson, Lamar McHan, Pat Summerall
- 1994 George Kok, Maurice Britt, Bill Ferrell, Steve Little, Bettye Fiscus, Billy Ray Smith Sr., Niall O'Shaughnessy, John Daly

- 1995 Bill Burnett, Ken Hatfield, Eddie Sutton, R.H. Sikes, Tom Lollar, J. William Fulbright, Bud Brooks
- 1996 Preston Carpenter, Bob Cheyne, Joe Falcon, Eugene Lambert, Bill Montgomery, Billy Moore, Nolan Richardson, Barry Switzer, Melody Sye
- 1997 Harold Horton, Jim Mooty, Lon Farrell, Billy Ray Smith, Jr., Johnny Ray, Frank O'Mara, Jim Lindsey, Henry Moore, Floyd Sagely
- 1998 Steve Atwater, Marvin Delph, Paul Donovan, Bev Lewis, Eddie Bradford, Ike Poole, Steve Creekmore, Sr.
- 1999 Fred Akers, Tommy Boyer, Ronnie Caveness, Jimmy Johnson, Gordon Long, Gerald Nesbitt, Tom Pagnozzi, Stanley Redwine, George Walker
- 2000 Jesse Branch, Bobby Burnett, Lew Carpenter, Delmonica DeHorney, Howard "Red" Hickey, Jeff King, Joe Kleine, Tom Murphy, Dean Weber
- 2001 Alton Baldwin, Jim Bone, Deena Drossin, Pat Foster, Quinn Grovey, Glen Ray Hines, Cliff Powell, Reuben Reina, Jarrell Williams

- 2002 Todd Day, Bobby Crockett, Martine Bercher, Rick Schaeffer, Deane Pappas, Amber Nicholas Shirey, Harold E. "Sonney" Henson, Ronnie Underwood, Ray Hamilton
- 2003 Johnny Adams, Gary Anderson, Bud Canada, Chip Hooper, Fred Marshall, Jerry Mazzanti, Cynthia Moore, Scott Tabor, Corliss Williamson
- 2004 Brandon Burlsworth, Jerry Carlton, Peter Doohan, Harry Jones, Jerry Jones, Seneca Lassiter, Wayne Martin, Lee Mayberry, Tracy Webb Rice
- 2005 Dick Booth, Bill Gray, Leotis Harris, Scott Hastings, Steve Krueger, Jerry Lamb, Jon Richardson, Christy Smith, R.C. Thielemann
- 2006 Scott Bull, Dick Bumpas, Jay Donahin, Ron Hightower, Bobby Proctor, Louis Schaufele, Martin Terry
- 2007 Jim Barnes, Jackie Brasuell, Ben Cowins, Megan Flowers, Dean Garrett, Brenden Pappas, Randy Stewart, Phillip Stidham, Scotty Thurman



RAZORBACK FOOTBALL



Dana X. Bible Award

(Outstanding Player of the Year in the Southwest Conference as selected by Texas/Arkansas Football Magazine.)

- 1975 Scott Bull, quarterback
- 1979 Kevin Scanlon, quarterback

Academic All-America

- 1955 quarterback George Walker
- 1957 center Jerry Ford and fullback Gerald Nesbitt
- 1959 center Wayne Harris
- 1960 fullback Joe Paul Alberty
- 1961 halfback Lance Alworth
- 1964 halfback Ken Hatfield
- 1965 center Randy Stewart, wing back Jim Lindsey and halfback Jack Brasuell
- 1968 placekicker Bob White
- 1969 tailback Bill Burnett, safety Terry Stewart
- 1978 defensive back Brad Shoup
- 1991 linebacker Mick Thomas
- 1992 nose guard Owen Kelly
- 1993 offensive tackle Chris Oliver
- 2003 offensive tackle Jerry Reith

ABC-TV Chevrolet Player of the Year

- 1977 linebacker Larry Jackson, defense

National Football Foundation Scholar

- 1969 safety Terry Stewart
- 1976 safety Bo Busby
- 1978 defensive back Brad Shoup

NCAA Post Graduate Scholarship

- 1969 Terry Stewart, football
- 1978 Niall O'Shaughnessy, track
Brad Shoup, football
- 1984 Don S. Denis, swimming
- 1993 Chris Oliver, football
- 2005 Matt Gunn, track

Houston Post Award

(Outstanding Player of the Year in the Southwest Conference)

- 1928 Garland "Bevo" Beavers, fullback
- 1933 Tom Murphy, fullback
- 1937 Jim Benton, end
- 1954 William "Bud" Brooks, guard
- 1960 Wayne Harris, center
- 1962 Billy Moore, quarterback
- 1964 Fred Marshall, quarterback
- 1965 Bobby Crockett, end
- 1965 Glen Ray Hines, tackle
- 1969 Cliff Powell, linebacker
- 1970 Dick Bumpus, tackle
- 1978 Dan Hampton, defensive tackle

Sportsmanship Awards

- | | | |
|------|---------------|--------------------------------|
| 1948 | Gordon Long | Swede Nelson
National Award |
| 1953 | Lamar McHan | SWC Trophy |
| 1957 | George Walker | SWC Trophy |
| 1961 | Lance Alworth | SWC Trophy |
| 1966 | Jon Brittenum | SWC Trophy |
| 1970 | Bill Burnett | SWC Trophy |
| 1970 | Bill Burnett | Kerns Tips Award |
| 1975 | Scott Bull | Ft. Worth
Kiwanis Award |
| 1979 | Kevin Scanlon | Ft. Worth
Kiwanis Award |
| 1987 | Tony Cherico | Ft. Worth
Kiwanis Award |
| 1988 | Jim Kremers | SWC Trophy |

Delbert Swartz Outstanding Academic Achievement Award

- 1962 Lance Alworth, football, halfback
- 1963 Danny Brabham, football, fullback
- 1964 John Derdorf, track, distance runner
- 1965 Ken Hatfield, football, halfback
- 1966 J. D. McConnell, basketball, forward
- 1967 Ken Sharp, track, pole vault
- 1968 Hartford Hamilton, football, end
- 1969 Bob White, football, kicker
- 1970 Dewitt Smith III, football, guard
- 1971 Steve Walters, football, safety
- 1972 Tom Reed, football, offensive guard
- 1973 Tom Reed, football, offensive guard
- 1974 Randy Jackson, tennis

- 1975 Rickey Medlock, basketball
- 1976 Tommy Cheyne, football, punter
- 1977 Ray Buckner, basketball
- 1978 Jimmy Counce, basketball
- 1979 Brad Shoup, football, safety
- 1980 Kevin Scanlon, football, quarterback
- 1981 Mark Anderson, track
- 1982 Pat Vaughn, track
- 1983 Tom Moloney, track
- 1984 Bill Jasinski, track
- 1985 Mark Lee, football
- 1986 Chris Bequette, football
- 1987 Jim Kremers, baseball
- 1988 Shawn Baker, basketball
- 1989 Odis Lloyd, football
- 1990 Wade Hill, football

Chism Reed Outstanding Senior for Leadership Award

- 1964 Jim Johnson, defensive guard
- 1965 Jack Brasuell, offensive back
- 1966 Eddie Woodlee, fullback
- 1967 Alvin Jones, defensive tackle
- 1968 Tommy Dixon, defensive back
- 1969 Gordon McNulty, defensive end
- 1970 Bobby Field, monster man
- 1971 Bobby Nichols, tight end
- 1972 Louis Campbell, cornerback
- 1973 Danny Rhodes, linebacker
- 1974 Jon Rhiddlehoover, defensive tackle
- 1975 Tommy Cheyne, punter
- 1976 Bo Busby, safety
- 1977 Steve Heim, offensive tackle
- 1978 Jimmy Walker, defensive tackle
- 1979 Chuck Herman, offensive guard
- 1980 Phillip Moon, offensive tackle
- 1981 Ronnie Trusty, offensive tackle
- 1982 Kim Dameron, wide receiver
- 1983 Jim Schoolcraft, tight end
- 1984 Joe Kleine, basketball, center
- 1985 Andy Upchurch, center
- 1986 Derrick Thomas, fullback
- 1987 Tony Cherico, fullback
- 1988 Keith Wilson, basketball, guard
- 1989 Elbert Crawford, center
- 1990 Quinn Grove, quarterback
- 1991 Arlyn Bowers, basketball, guard
- 1992 Ray Lee Johnson, defensive end
- 1993 Tyrone Chatman, linebacker
- 1994 Jason Allen, quarterback
- 1995 Barry Lunney, quarterback
- 1996 Mark Smith, linebacker
- 1997 Anthony Eubanks, wide receiver
- 1998 Grant Garrett, center
- 1999 Marvin Caston, fullback
- 2000 Quinton Caver, linebacker
- 2001 Jermaine Petty, linebacker
- 2002 Fred Talley, tailback
- 2003 George Wilson, split end
- 2004 Matt Jones, quarterback
- 2005 Clarke Moore, defensive end
- 2006 Brett Goode, deep snapper

Crip Hall Homecoming Performance by a Senior Award

- 1950 end Frank Fischel, Helena
- 1951 quarterback Lamar McHan, Lake Village
- 1952 fullback Larry Hogue, Dermott
- 1954 blocking back Bobby Proctor, Helena
- 1955 halfback Preston Carpenter, West Memphis
- 1956 tackle Billy Ray Smith, Augusta;
halfback Ronnie Underwood, Little Rock
- 1957 fullback Gerald Nesbitt, Big Sandy, Texas
- 1958 guard Billy Gilbow, Blytheville
- 1959 halfback Jim Mooty, El Dorado
- 1960 center Wayne Harris, El Dorado
- 1961 halfback Lance Alworth, Brookhaven, Miss.
- 1962 quarterback Billy Moore, Little Rock
- 1963 end Jim John, Stuttgart
- 1964 quarterback Fred Marshall, Memphis, Tenn.
- 1965 tailback Bobby Burnett, Smackover
- 1966 safety Martine Bercher, Fort Smith
- 1967 quarterback Ronny Smith, Russellville
- 1968 end Max Peacock, Stuttgart
- 1969 fullback Bruce Maxwell, Pine Bluff
- 1970 quarterback Bill Montgomery, Carrollton, Texas
- 1971 kicker Bill McClard, Norman, Okla.
- 1972 cornerback Louis Campbell, Hamburg;
defensive tackle Don Wunderly, Ft. Scott, Kan.
- 1973 tailback Dickey Morton, Dallas, Texas;
linebacker Danny Rhodes, Lake Jackson, Texas

- 1974 defensive tackle Jon Rhiddlehoover, Abilene, Texas;
linebacker Billy Burns, North Little Rock
- 1975 quarterback Scott Bull, Jonesboro
- 1976 defensive tackle Harvey Hampton, Forrest City
- 1977 kicking specialist Steve Little, Overland Park, Kan.
- 1978 defensive tackle Jimmy Walker, Little Rock
- 1979 wide receiver Robert Farrell, Little Rock
- 1980 kicker Ish Ordonez, Carson, Calif.
- 1981 safety Cliff Henry, Conway
- 1982 running back Gary Anderson, Columbia, Mo.
- 1983 wide receiver Mark Mistler, Tucson, Ariz.
- 1984 quarterback Danny Nutt, Little Rock
- 1985 quarterback Mark Calcagni, Youngstown, Ohio
- 1986 fullback Derrick Thomas, Paducah, Ky.
- 1987 linebacker Rickey Williams, Little Rock
- 1988 kicker Kendall Trainor, Fredonia, Kan.
- 1989 halfback James Rouse, Little Rock
- 1990 split end Derek Russell, Little Rock
- 1991 cornerback Michael James, Pine Bluff
- 1992 punter Pete Raether, Edina, Minn.
- 1993 linebacker Darwin Ireland, Pine Bluff
- 1994 kicker Lance Ellison, Conway
- 1995 quarterback Barry Lunney Jr., Ft. Smith
- 1996 tailback Oscar Malone, Gadsden, Ala.
- 1997 wide receiver Anthony Eubanks, Spiro, Okla.
- 1998 offensive guard Brandon Burlsworth, Harrison
- 1999 quarterback Clint Stoerner, Baytown, Texas
- 2000 linebacker J.J. Jones, Magnolia
- 2001 defensive end Carlos Hall, Marianna
- 2002 tailback Fred Talley, Longview, Texas
- 2003 linebacker Caleb Miller, Sulphur Springs, Texas
- 2004 defensive end Jeb Huckeba, Searcy
- 2005 center Kyle Roper, Powder Springs, Ga.
- 2006 defensive tackle Keith Jackson, Little Rock

J. Frank Broyles Award (UA's Top Athlete)

- 1977 Niall O'Shaughnessy, track
- 1978 Tim Lollar, baseball
- 1979 Sidney Moncrief, basketball
- 1980 Steve Krueger, baseball
- 1981 U. S. Reed, basketball
- 1982 Randy Stephens, track
- 1983 Frank O'Mara, track
- 1984 Mike Conley, track
- 1985 Mike Conley, track
- 1986 Ralph Kraus, baseball
- 1987 Jim Kremers, baseball
- 1988 Joe Falcon, track
- 1989 Joe Falcon, track
- 1990 Edrick Floreal, track
- 1991 Quinn Grove, football
- 1992 Todd Day, basketball
- 1993 Erick Walder, track
- 1994 Corliss Williamson, basketball
- 1995 Corliss Williamson, basketball
- 1996 Godfrey Siamusiye, track
- 1997 Robert Howard, track
- 1998 Robert Howard, track
- 1999 Brandon Burlsworth, football
- 2000 Melvin Lister, track
- 2001 Quinton Caver, football
- 2002 Jermaine Petty, football
- 2003 Alistair Cragg, track
- 2004 Alistair Cragg, track
- 2004 Wallace Spearmon, track
- 2005 Josphat Boit, track
- 2006 Darren McFadden, football



Preston Carpenter, who won the Crip Hall award in 1955, made this reception on the "Powder River Play" to beat No. 5 Ole Miss, 6-0, in 1954.

HONORS | HISTORY 2007



UNIVERSITY OF ARKANSAS

Gordon Campbell Senior Spirit Award

- 1969 Bob Stankovich, offensive tackle
- 1970 Steve Walters, safety
- 1971 Ronnie Jones, defensive end
- 1972 Tom Reed, offensive guard
- 1973 Danny Rhodes, linebacker
- 1974 Floyd Hogan, free safety
- 1975 Hal McAfee, linebacker
- 1976 Gerald Skinner, offensive tackle
- 1977 Howard Sampson, strong safety
- 1978 Dan Hampton, defensive tackle
- 1979 Robert Farrell, split end
- 1980 George Stewart, offensive guard
- 1981 Darryl Mason, tight end
- 1982 Richard Richardson, nose guard
- 1983 Bert Zinamon, linebacker
- 1984 Brad Taylor, quarterback
- 1985 David Bazzel, linebacker
- 1986 James Shibest, split end
- 1987 Tony Cherico, nose guard
- 1988 Odis Lloyd, outside linebacker
- 1989 Tim Horton, split end
- 1990 Quinn Grovey, quarterback
- 1991 Curtis Banks, strong safety
- 1992 Scott Long, defensive tackle
- 1993 Chris Oliver, offensive tackle
- 1994 Dean Peevy, cornerback
- 1995 Earl Scott, center
- 1996 Scott Rivers, offensive tackle
- 1997 Ken Anderson, defensive end
- 1998 Russ Brown, offensive guard
- 1999 Nathan Norman, fullback
- 2000 Jeremiah Harper, bandit
- 2001 La'Zerius White, offensive guard
- 2002 Nathan Ball, offensive guard
- 2003 Bo Lacy, offensive tackle
- 2004 DeCori Birmingham, tailback
- 2005 Vickiel Vaughn, free safety
- 2006 Desmond Sims, linebacker

Jim Wellons Dedication Award

- 1978 Ron Calcagni, quarterback
- 1979 Kevin Scanlon, quarterback
- 1980 Keith Houfek, center
- 1981 Steve Clyde, tight end
- 1982 Tom Jones, quarterback
- 1983 Milton Fields, linebacker
- 1984 Mark Lee, linebacker
- 1985 Mark Calcagni, quarterback
- 1986 Theo Young, tight end
- 1987 Greg Thomas, quarterback and Chris Bequette, offensive tackle
- 1988 John Bland, quarterback
- 1989 Billy Winston, tight end
- 1991 Greg Switzer, linebacker
- 1992 Gary Adams, safety
- 1993 Henry Ford, defensive end
- 1994 Willie Johnson, outside linebacker
- 1995 Spencer Brown, cornerback
- 1996 Vincent Bradford, linebacker
- 1997 Bill Carson, snapper
- 1998 Benji Mahan, snapper
- 1999 Joe Dean Davenport, tight end
- 2000 Randy Garner, defensive end
- 2001 Josh Foliart, outside linebacker
- 2002 Raymond House, defensive end
- 2003 Mark Bokermann, offensive guard
- 2004 Steven Harris, wide receiver
- 2005 Kyle Dickerson, tailback
- 2006 Tony Ugho, offensive tackle

Steve Little Award (Special Teams)

- 1982 Keith Burns, rover
- 1983 Calvin Shaw, linebacker
- 1984 Nathan Jones, rover
- 1992 Todd Wright, kicker
- 1994 Carl Kidd, safety
- 1995 J. J. Meadors, wide receiver
- 1996 Jessie Cornelius, fullback
- 1997 Matt Wait, punter
- 1998 Todd Latourette, kicker
- 1999 Tony Dodson, kicker; Chris Akin, punter
- 2000 Michael Snowden, wide receiver
- 2001 D'Andre Berry, strong safety
- 2002 Richie Butler, punter
- 2003 Tom Crowder, split end
- 2004 David Carlton, kicker
- 2005 Jacob Skinner, punter
- 2006 Jacob Skinner, punter

Bruce Mitchell Award (Toughness)

- 1982 Ed Jackson, defensive end
- 1983 Orson Weems, offensive tackle
- 1984 Marcus Elliott, offensive guard
- 1985 Greg Lasker, safety
- 1986 Derrick Thomas, fullback
- 1987 Rickey Williams, linebacker
- 1988 Eric Bradford, safety
- 1989 Anthony Cooney, cornerback
- 1990 Derek Russell, wide receiver
- 1992 E. D. Jackson, running back
- 1993 Darwin Ireland, linebacker
- 1994 Trent Knapp, linebacker
- 1995 Junior Soli, nose guard
- 1996 Anthony Hicks, linebacker
- 1997 Shannon Sidney, wide receiver
- 1998 C.J. McLain, defensive end
- 1999 Jeremy Flowers, bandit
- 2000 Jim Ed Reed, linebacker
- 2001 Sacha Lancaster, fullback
- 2002 Gavin Walls, defensive end
- 2003 Tony Bua, outside linebacker/free safety
- 2004 Marcus Whitmore, linebacker
- 2005 Brandon Kennedy, fullback
- 2006 Sam Olajubutu, linebacker

Harold Horton Award (Loyalty)

- 1999 Anthony Lucas, wide receiver
- 2000 Rod Stinson, fullback
- 2001 Curt Davis, nose guard
- 2002 Raymond House, defensive end
- 2003 Caleb Miller, linebacker
- 2004 Jeb Huckleba, defensive end
- 2005 Kyle Dickerson, tailback
- 2006 Stephen Parker, offensive guard

Brandon Burlsworth Award (Academics and one-time non-scholarship)

- 2002 Chuck Nalley, deep snapper
- 2003 Tom Crowder, split end
- 2004 Dowell Loggains, quarterback/holder
- 2005 Richard Bracken, flanker
- 2006 Stephen Parker, offensive guard

Dr. Lon Farrell Award

- 1987 Jack Gregory Magness, swimming
- 1988 Shawn Baker, basketball
- 1989 Cheryl McArton, swimming
- 1990 Allen Meancham, football
- 1991 Mary Farmer, swimming
- 1992 Amber Nicholas, basketball
- 1993 Cynthia TerPoorten, swimming
- 1994 Kim Mount, track
- 1995 Rene Pillow, track
- 1996 Kristen DeArmand, swimming
- 1997 Kelly Cook, cross country
- 1998 Alicyn Hennis, soccer
- 1999 Louise Ostling, tennis
- 2000 Kimberly Mourton, soccer
- 2001 Julie Sloniger, volleyball
- 2002 Tiffany Woolley, softball

Nelson Rainey Award (Character)

- 2000 Jeremiah Harper, bandit
- 2001 Kenny Sandlin, offensive guard
- 2002 Josh Melton, center
- 2003 Jerry Reith, offensive guard
- 2004 Jeb Huckleba, defensive end
- 2005 Pierre Brown, linebacker
- 2006 Zac Tubbs, offensive tackle

SEC Football Legends

- 1994 Lance Alworth, halfback
- 1995 Joe Ferguson, quarterback
- 1996 Chuck Dicus, wide receiver
- 1997 Jim Benton, end
- 1998 Clyde Scott, back
- 1999 Bill Montgomery, quarterback
- 2000 Ronnie Caveness, linebacker
- 2001 Steve Atwater, free safety
- 2002 Loyd Phillips, defensive tackle
- 2003 Wayne Harris, linebacker
- 2004 Fred Marshall, quarterback
- 2005 Quinn Grovey, quarterback
- 2006 Cliff Powell, linebacker

POST-SEASON GAMES

All-American Bowl (Tampa, Fla.)

- 1970 safety Gary Adams
- 1971 quarterback Bill Montgomery, tackle Dick Bumpus, end Bruce James (South MVP Award), tight end Pat Morrison, defensive end Ronnie Jones
- 1972 defensive tackle David Reavis
- 1973 defensive tackle Brison Manor
- 1975 defensive back Tommy Harris
- 1976 offensive tackle Greg Koch
- 1979 linebacker Larry Jackson

All-American Classic (Las Vegas, Nev.)

- 2003 free safety Tony Bua, offensive tackle Bo Lacy
- 2005 tailback DeCori Birmingham, wide receiver Steven Harris

All-American Game (Lubbock, Texas)

- 1961 linebacker Wayne Harris
- 1963 halfback Jesse Branch
- 1965 linebacker Ronnie Caveness
- 1966 halfback Jim Lindsey, end Bobby Crockett, tackle Glen Ray Hines
- 1967 halfback Martine Bercher, quarterback Jon Brittenum, tackle Loyd Phillips
- 1970 center Rodney Brand, linebacker Cliff Powell
- 1971 end Chuck Dicus, defensive back Jerry Moore
- 1972 offensive tackle Tom Mabry
- 1973 tailback Dickey Morton

All-Star Gridiron Classic (Orlando, Fla.)

- 1998 tailback Madre Hill, kicker Todd Latourette, nose guard Ryan Hale
- 2002 tailback Fred Talley, defensive end Raymond House

Blue-Gray Game (Montgomery, Ala.)

- 1950 guard Buddy Brown, fullback Louis Schaufele
- 1952 halfback Buddy Sutton, fullback Lewis Carpenter



DeCori Birmingham, who made the game-winning touchdown reception with nine seconds left against LSU to give UA the 2002 Western Division title, earned the Gordon Campbell Award for spirit in 2004 and played in the All-American Classic in Las Vegas.



RAZORBACK FOOTBALL



- 1953 quarterback Lamar McHan,
guard Harold Spain
- 1966 linebacker Joe Black,
safety Martine Bercher
- 1967 guard David Cooper,
end Hartford Hamilton,
quarterback Ronny South
- 1970 quarterback Bill Montgomery,
end Bruce James,
tackle Dick Bumpas (MVP Award)
- 1971 defensive halfback Jack Morris,
offensive tackle, Mike Kelson
- 1972 defensive tackle David Reavis,
flanker Jim Hodge
- 1973 split end Jack Eitinger,
linebacker Danny Rhodes
- 1974 defensive back Rollen Smith
- 1982 offensive tackle Phillip Boren
- 1992 defensive end Ray Lee Johnson,
wide receiver Ron Dickerson Jr.
- 1993 defensive end Henry Ford,
offensive guard Isaac Davis,
tight end Kirk Botkin
- 1994 safety Carl Kidd
- 1996 linebacker Mark Smith
- 1997 split end Anthony Eubanks,
defensive tackle David Sanders

College All-Star Game (Chicago, Ill.)

- 1938 end Jim Benton,
quarterback Jack Robbins
- 1949 halfback Clyde Scott,
end Bud Canada
- 1952 center Bob Griffin
- 1954 quarterback Lamar McHan
- 1956 halfback Preston Carpenter,
fullback Henry Moore
- 1957 halfback Ronnie Underwood
- 1960 halfback Jim Mooty
- 1961 halfback Lance Alworth
- 1963 fullback Danny Brabham
- 1965 linebacker Ronnie Caveness
- 1966 halfback Jim Lindsey,
tackle Glen Ray Hines,
end Bobby Crockett
- 1967 halfback Harry Jones

East-West Shrine Game

- 1938 end Jim Benton,
halfback Dwight Sloan
- 1940 quarterback Kay Eakin
- 1941 end Howard Hickey
- 1946 guard Earl Wheeler
- 1949 end Ed Hamilton
- 1951 offensive tackle Ken Jones
- 1956 halfback Preston Carpenter,
fullback Henry Moore
- 1957 fullback Gerald Nesbitt (offensive MVP Award)
- 1958 halfback Donnie Stone
- 1963 tackle Wesley Bryant
- 1966 tackle Loyd Phillips,
tackle Dick Cunningham
- 1967 tackle Ernie Ruple
- 1976 center R. C. Thielemann,
tackle Gerald Skinner
- 1980 free safety Kevin Evans
- 1985 safety Greg Lasker
- 1989 safety Steve Atwater (defensive MVP award)
- 1990 defensive tackle Michael Shepherd
- 1998 defensive end C. J. McLain
- 1999 defensive tackle D. J. Cooper
- 2003 cornerback Lawrence Richardson
- 2005 defensive end Jeb Huckeba
- 2006 head coach Houston Nutt,
tailback De'Arrius Howard,
fullback Brandon Kennedy,
center Kyle Roper,
safety Vickiel Vaughn
- 2007 linebacker Sam Olajubutu
defensive tackle Keith Jackson

North-South Classic (Houston, Texas)

- 2007 strong safety Randy Kelly

North-South Shrine Game (Miami, Fla.)

- 1957 center Jay Donathan,
quarterback George Walker
- 1967 defensive back Tommy Trantham
- 1971 defensive end Ronnie Jones,
offensive tackle Tom Mabry
- 1972 defensive tackle Don Wunderly,
offensive guard Tom Reed,
split end Mike Reppond,
quarterback Joe Ferguson
- 1973 linebacker Danny Rhodes,
split end Jack Eitinger

(Pontiac, Mich.)

- 1976 linebacker Curtis Townsend,
defensive end Dennis Winston

Hula Bowl (Honolulu, Hawaii)

- 1961 halfback Lance Alworth (MVP Award)
- 1964 tackle Wesley Bryant
- 1965 linebacker Ronnie Caveness,
end Jerry Lamb
- 1966 tackles Glen Ray Hines and Jim Williams
- 1967 tackle Loyd Phillips,
wingback Harry Jones
- 1968 defensive back Tommy Trantham
- 1970 center Rodney Brand,
linebacker Cliff Powell
- 1971 split end Chuck Dicus,
tailback Bill Burnett
- 1972 offensive tackles Mike Kelson and
Tom Mabry
- 1973 offensive guard Tom Reed,
split end Mike Reppond,
quarterback Joe Ferguson
- 1974 tailback Dickey Morton,
linebacker Danny Rhodes
- 1975 defensive back Floyd Hogan
- 1976 running back Ike Forte
- 1977 center R. C. Thielemann
- 1978 kicker Steve Little,
defensive backs Patrick Martin and
Howard Sampson (injured),
guard Leotis Harris (injured)
- 1979 quarterback Ron Calcagni,
tackle Jimmy Walker,
running back Ben Cowins,
coach Lou Holtz
- 1980 offensive tackle Greg Kolenda,
wide receiver Robert Farrell
- 1981 offensive tackle Joe Shantz
- 1982 tight end Darryl Mason
- 1983 fullback Jessie Clark
- 1984 defensive end Ron Faurot
- 1985 offensive guard Marcus Elliott,
tight end Eddie White
- 1986 center Andy Upchurch,
cornerback Kevin Wyatt
- 1987 offensive guard Limbo Parks
- 1988 nose guard Tony Chericco,
center Bryan White
- 1989 kicker Kendall Trainor
- 1991 wide receiver Derek Russell
- 2001 offensive tackle Shannon Money
- 2003 linebacker Caleb Miller
- 2005 defensive tackle Arrion Dixon

Japan Bowl (Tokyo, Japan)

- 1978 kicker Steve Little,
defensive backs Patrick Martin,
Howard Sampson (injured)
- 1979 quarterback Ron Calcagni,
running back Jerry Eckwood,
linebacker Larry Jackson,
trainer Dean Weber

- 1980 quarterback Kevin Scanlon
- 1982 tight end Darryl Mason,
kicker Bruce Lahay
- 1983 nose guard Richard Richardson,
trainer Dean Weber
- 1984 wide receiver Mark Mistler
- 1986 running back Bobby Joe Edmonds
- 1987 split end James Shibeo
- 1988 nose guard Tony Chericco,
linebacker Eric Whitted
- 1990 tackle Jim Mabry,
tackle Michael Shepherd
- 1992 linebacker Mick Thomas

Senior Bowl (Mobile, Ala.)

- 1950 guard Theron Roberts
- 1951 guard Buddy Brown,
halfback Buddy Rogers
- 1952 center Bob Griffin,
tackle Fred Williams
- 1953 halfback Buddy Sutton
- 1955 guard Bud Brooks (MVP – South Team)
- 1956 fullback Henry Moore
- 1957 center Jay Donathon,
quarterback George Walker
- 1959 halfback Jim Mooty
- 1961 halfback Paul Dudley
- 1962 fullback Danny Brabham
- 1966 tailback Bobby Burnett,
wingback Jim Lindsey,
end Bobby Crockett
- 1968 tackle Ernie Ruple
- 1969 guard Jim Barnes
- 1971 defensive back Jerry Moore
- 1976 center Richard LaFargue
- 1977 tackle Gerald Skinner
- 1978 defensive back Vaughn Lusby
- 1980 offensive tackle Greg Kolenda,
offensive guard Chuck Herman
- 1983 defensive end Billy Ray Smith,
offensive guard Steve Korte
- 1989 kicker Kendall Trainor
- 1992 flanker Ron Dickerson Jr.
- 1994 defensive end Henry Ford,
offensive guard Isaac Davis
- 1996 defensive end Steven Conley
- 1998 offensive guard Brandon Burlsworth
- 1999 wide receiver Anthony Lucas,
cornerback David Barrett,
safety Kenoy Kennedy,
tight end Joe Dean Davenport,
offensive tackle Bobbie Williams
- 2000 linebacker Quinton Caver,
defensive end Randy Garner,
wide receiver Boo Williams
- 2001 defensive end Carlos Hall
- 2003 tailback Cedric Cobbs
- 2005 quarterback/wide receiver Matt Jones
- 2007 deep snapper Brett Goode,
offensive tackle Tony Ugho



Tackle Dick Bumpas (No. 61) and linebacker Cliff Powell (No. 64) helped Arkansas beat No. 4 Georgia in the 1969 Sugar Bowl. Bumpas went on to earn MVP honors in the 1970 Blue-Gray Game while Powell played in the All-American Game.

HONORS | HISTORY 2007





UNIVERSITY OF ARKANSAS

RAZORBACKS IN THE PROS

FIRST-ROUND HOGS

The following are former Razorbacks who were drafted in the first round in their respective profession football drafts.

- 1938 – Jack Robbins, by Chicago Cardinals
- 1940 – Kay Eakin, by Pittsburgh Steelers
- 1948 – Clyde Scott, by Philadelphia Eagles
- 1954 – Lamar McHan, by Chicago Cardinals
- 1956 – Preston Carpenter, by Cleveland Browns
- 1962 – Lance Alworth, by San Francisco '49ers
- 1967 – Loyd Phillips, by Chicago Bears
- Harry Jones, by Philadelphia Eagles
- 1978 – Steve Little, by St. Louis Cardinals
- 1979 – Dan Hampton, by Chicago Bears
- 1983 – Billy Ray Smith Jr., by San Diego Chargers
- Gary Anderson, by San Diego Chargers
- 1984 – Ron Fautrot, by New York Jets
- 1989 – Wayne Martin, by New Orleans Saints
- Steve Atwater, by Denver Broncos
- 1994 – Henry Ford, by Houston Oilers
- 2004 – Shawn Andrews, by Philadelphia Eagles;
- Ahmad Carroll, by Green Bay Packers
- 2005 – Matt Jones, by Jacksonville Jaguars
- 2007 – Jamaal Anderson, by Atlanta Falcons

CURRENT UA PROFESSIONALS

- DE Jamaal Anderson (Atlanta Falcons)
- OT Shawn Andrews (Philadelphia Eagles)
- DB David Barrett (New York Jets)
- TB DeCori Birmingham (New York Giants)
- DE Anthony Brown (Chicago Bears)
- LB Tony Bua (Calgary Stampeders – CFL)
- LB Quinton Caver (Hamilton Tiger-Cats – CFL)
- DS Brett Goode (Jacksonville Jaguars)
- DE Carlos Hall (Denver Broncos)
- FS Ken Hamlin (Dallas Cowboys)
- WR Steven Harris (Washington Redskins)
- CB Chris Houston (Atlanta Falcons)
- DB Eddie Jackson (New England Patriots)
- DT Keith Jackson (St. Louis Rams)
- WR Matt Jones (Jacksonville Jaguars)
- SS Randy Kelly (Kansas City Chiefs)
- S Keny Kennedy (Detroit Lions)
- OT Bo Lacy (Atlanta Falcons)
- DE Sacha Lancaster (British Columbia – CFL)
- LB Caleb Miller (Cincinnati Bengals)
- TE Wes Murphy (Kansas City Chiefs)
- LB Sam Olajubutu (Tampa Bay Buccaneers)
- OT Stephen Parker (Miami Dolphins)
- OT Jason Peters (Buffalo Bills)
- LB Desmond Sims (New Orleans Saints)
- WR Richard Smith (Edmonton Eskimos – CFL)
- OT Zac Tubbs (Buffalo Bills)
- OT Tony Ugoh (Indianapolis Colts)
- DB Vickiel Vaughn (San Francisco 49ers)
- CB Darius Vinnett (St. Louis Rams)
- LB Gavin Walls (Winnipeg Blue Bombers – CFL)
- OT Bobbie Williams (Cincinnati Bengals)
- WR George Wilson (Buffalo Bills)

A

- Chad Abernathy Minnesota
- Gary Adams Philadelphia [1969]
- O'Neal Adams NY Giants [1942-45], Brooklyn (AAFC)
- Anders Akerstrom New Orleans [2005], Hamburg (NFL) [2006]
- Winston Alderson Houston
- *Lance Alworth San Diego [1962-70], Dallas [1971-72]
- *Gary Anderson Tampa Bay (USFL), San Diego [1985-88], Tampa Bay [1990-93], Memphis (CFL), Detroit [1993]
- *Jamaal Anderson Atlanta [2007-Present]
- Ken Anderson Chicago [1999], Orlando (XFL)
- *Shawn Andrews Philadelphia [2004-Present]
- Rick Apolskis NY Giants, Barcelona (WLAFL)
- *Steve Atwater Denver [1989-98], NY Jets [1999]

B

- Herman Bagby Brooklyn (AAFC), Cleveland (AAFC)
- Alton Baldwin Buffalo (AAFC), Green Bay [1950]
- Hubert Barker NY Giants [1942-45]
- David Barrett Arizona [2000-03], New York Jets [2004-Present]
- Jay Bequette Oklahoma (USFL)
- Geno Bell NY Jets, Cleveland
- Mike Bender Atlanta
- Ken Benson Toronto (CFL)
- Jim Benton Cleveland, Chicago [1943], Los Angeles (Rams) [1938-40, 42, 44-47]
- DeCori Birmingham New England [2005], New York Giants [2006-Present]
- Kirk Botkin New England, New Orleans [1994-95], Pittsburgh [1996-97]
- Danny Brabham Houston [1963-67], Cincinnati [1968]
- Vincent Bradford San Francisco [1997]
- Melvin Bradley Arizona [1999], Calgary (CFL) [2002-04]
- Jesse Branch Calgary (CFL), Edmonton (CFL)
- Robert Brannon New Orleans [1987]
- Sam Breeden New Orleans [2004], Green Bay [2005]
- Jermaine Brooks Dallas [2003-05]
- Richard Brothers Chicago
- Anthony Brown Chicago [2007-Present]
- Maurice Britt Detroit [1941]
- Jon Brittenum San Diego [1968]
- William Brooks Detroit
- Richard Brothers Chicago



Receiver Steven Harris is entering his third season with the Washington Redskins after signing as a free agent.

- Bill Brown Washington [1951-52], Green Bay [1953-56]
- Trent Bryant Kansas City [1982-83, 87], Washington [1981], Chicago (USFL)
- Wes Bryant Minnesota
- Tony Bua Miami [2004-05], Cincinnati [2006], Calgary (CFL) [2007-Present]
- Scott Bull San Francisco [1976-78]
- Dick Bumpas Memphis (WFL), Pittsburgh, British Columbia (CFL)
- Brandon Burlsworth Indianapolis [1998]
- Bobby Burnett Buffalo [1966-67], Denver [1969]

C

- Ron Calcagni Ottawa (CFL), Edmonton (CFL)
- Ravin Caldwell Washington [1987-92]
- Leon Campbell NY Yanks [1950], Chicago [1952-54], Pittsburgh [1955]
- Low Carpenter Detroit [1953-55], Cleveland [1957-58], Green Bay [1959-63]
- *Preston Carpenter Cleveland [1956-59], Pittsburgh [1960-63], Washington [1964-66], Miami [1966], Minnesota [1966]
- *Ahmad Carroll Green Bay [2004-05], Jacksonville [2006]
- Albert Casey St. Louis (Browns)
- Daryl Cato Miami (AAFC)
- Ronnie Caveness Houston [1966-68], Kansas City Philadelphia [2001-02], Kansas City [2002-04], Dallas [2005-06], Hamilton (CFL) [2007-Present]
- Tyrone Chatman British Columbia (CFL)
- Freddie Childress Cincinnati, Oakland, Dallas, New England [1991], Cleveland, Calgary (CFL), Saskatchewan (CFL) [2006]
- Chrys Chukwuma Dallas, Las Vegas (XFL), Tennessee
- Jessie Clark Green Bay [1983-87], Detroit [1988], Phoenix [1988-89], Minnesota [1989-90]
- Thomas Cobb Kansas City, Cleveland, Detroit, Chicago (Cardinals) [1931]
- Cedric Cobbs New England [2004-05], Denver [2006]
- Raymond Cole Milwaukee
- James Collier NY Giants [1962], Washington [1963]
- Steven Conley Pittsburgh [1996-98], Indianapolis [1998], Saskatchewan (CFL)
- Anthony Cooney Chicago, Montreal (WLAFL)
- D.J. Cooper New Orleans, Memphis (XFL)
- Charles Corgan Kansas City, Hartford, NY Giants
- Ben Cowins Philadelphia, Kansas City, Toronto, (CFL)
- Steve Cox Cleveland, Washington [1985-88]
- Reggie Craig Kansas City [1975-76], Buffalo [1977], Cleveland
- Elbert Crawford LA Rams, New England [1990-91], Denver
- Milan Creighton Chicago (Cardinals) [1931-37]
- Bobby Crockett Buffalo [1966-69]
- Tom Crowder Dallas [2004-06]
- Dick Cunningham Buffalo [1967-72], Philadelphia [1973], Houston [1973], Detroit

D

- Kim Dameron Memphis (USFL)
- Joe Dean Davenport San Francisco, Indianapolis [2001-03]
- Brandon Davis# Cleveland [2002], Philadelphia [2003]
- Curt Davis Atlanta [2001]
- Isaac Davis San Diego [1994-97], New Orleans [1997], Minnesota [1998]
- Ron Dickerson, Jr. Kansas City [1993-94]

HISTORY | RAZORBACKS IN THE PROS

2007



RAZORBACK FOOTBALL



Chuck Dicus San Diego [1971-72], Pittsburgh [1973]
 Arrior Dixon Kansas City [2005-06]
 Freddie Douglas Pittsburgh, Tampa Bay [1976]
 Bobby Duckworth San Diego [1982-84], Los Angeles
 (Rams) [1985-86], Philadelphia [1986]
 Paul Dudley NY Giants [1962], Philadelphia [1963]

PLAYED BASKETBALL AT UA

E

*Kay Eakin NY Giants [1940-41], Miami (AAFC)
 Jerry Eckwood Tampa Bay [1979-81]
 Bobby Joe Edmonds Seattle [1986-88], Los Angeles (Raiders)
 [1989], Tampa Bay [1995], Detroit
 Anthony Eubanks Dallas
 Jack Ettinger Memphis (WFL)

F

Ron Faurot NY Jets [1984-85]
 Joe Ferguson Buffalo [1973-84], Detroit [1985-87],
 Tampa Bay [1988-89], Indianapolis [1990]
 Milton Fields Birmingham (USFL), Washington
 *Henry Ford Houston/Tennessee [1994-2002]
 Ike Forte NY Giants, Washington [1978-80]
 Robert Forte Green Bay [1946-53]
 Barry Foster Pittsburgh [1990-94]
 Aubrey Fowler Boston Yanks [1948]

G

Tom Ginn Detroit [1980-81]
 Randy Garner Atlanta [2001], Jacksonville [2002], Rhein
 Fire (NFL) [2004], Denver Broncos [2004]
 Grant Garrett Green Bay, Kansas City
 Jeff Goff Washington
 Brett Goode Jacksonville [2007-Present]
 Oscar Gray Phoenix [1995], Seattle [1996-97]
 Bob Griffin St. Louis [1961], Los Angeles (Rams)
 [1953-57], Detroit

H

John Haden NY Giants [1936-38]
 Ryan Hale NY Giants [1999-2000]
 Carlos Hall Tennessee [2002-05], Kansas City
 [2005-06], Denver [2007-Present]
 Ray Hamilton Cleveland, Detroit [1939], Los Angeles
 (Rams) [1938, 44-47], Philadelphia [1940]
 Ken Hamlin Seattle [2003-06], Dallas [2007-Present]
 *Dan Hampton Chicago [1979-90]
 William Hampton Montreal (CFL)
 Dave Hanner Green Bay [1952-64]
 LaSalle Harper Chicago [1989], NY Giants [1989]
 Corey Harris Atlanta
 Elliott Harris Pittsburgh [2005], Houston [2006]
 Leotis Harris Green Bay [1978-83]
 Steven Harris Washington [2005-Present]
 Wayne Harris Calgary (CFL)
 Ken Hayden Philadelphia [1942], Washington [1943]
 Chuck Herman Atlanta [1980]
 Howard Hickey Pittsburgh [1941], Cleveland, Los Angeles
 (Rams) [1941, 45-48]
 Anthony Hicks Green Bay, Jacksonville
 Madre Hill Cleveland, Berlin (NFL), Oakland
 [2002-03]
 Glen Ray Hines Houston [1966-70], New Orleans [1971-
 72], Pittsburgh [1973]
 Bill Hix Philadelphia [1950]
 Gary Hobbs Kansas City
 John Hoffman Chicago [1949-56]
 Floyd Hogan British Columbia (CFL)



Cornerback Chris Houston was a second-round draft pick of the Atlanta Falcons earlier this year.



Linebacker Caleb Miller was second on the team with 90 tackles last year for the Cincinnati Bengals.

Derek Holloway Michigan (USFL), Arizona (USFL),
 Washington [1986], Tampa Bay [1987]
 Greg Horne Cincinnati [1987], St. Louis/Phoenix
 [1987-88], Washington, London (WLAFL)
 Raymond House Atlanta [2003-04], Ottawa (CFL) [2005]
 Chris Houston Atlanta [2007-Present]
 De'Arrius Howard Kansas City [2006]
 Jim Lee Howell NY Giants [1937-42, 46-48], Tampa Bay
 Jeb Huckeba Seattle [2005-06]

I

Darwin Ireland Chicago [1994-95]

J

Eddie Jackson Carolina [2004-05], Miami [2006], New
 England [2007-Present]
 Keith Jackson St. Louis [2007-Present]
 Charles Jamerson Hartford
 Michael James Dallas
 Michael Jenkins Toronto (CFL), Houston, Montreal (CFL)
 [2005], Edmonton (CFL) [2006]
 Ray Lee Johnson San Diego [1993-03], Denver [2004-05]
 *Harry Jones Philadelphia [1967-71]
 J.J. Jones Dallas [2001], New Orleans [2002-03],
 Scottish (NFL) [2004]
 *Matt Jones Jacksonville [2005-Present]

K

Allen Keen Philadelphia [1937-38]

ARKANSAS IN THE NFL DRAFT (since 1982)

- 1982 – LB Jeff Goff (12th round, Washington)
- 1983 – LB Billy Ray Smith (1st, San Diego), RB Gary Anderson (1st, San Diego), C Steve Korte (2nd, New Orleans), DB Danny Walters (4th, San Diego), RB Jessie Clark (7th, Green Bay)
- 1984 – DE Ron Faurot (1st, N.Y. Jets), WR Keith Kidd (9th, Minnesota)
- 1986 – DB Greg Lasker (2nd, N.Y. Giants), LB Ravin Caldwell (5th, Washington), RB Bobby Joe Edmonds (5th, Seattle), LB Nick Miller (5th, Cleveland), DB Kevin Wyatt (5th, Miami)
- 1987 – P Greg Horne (5th, Cincinnati), TE Theo Young (12th, Pittsburgh)
- 1989 – DE Wayne Martin (1st, New Orleans), SS Steve Atwater (1st, Denver), OT Freddie Childress (2nd, Cincinnati), LB Kerry Owens (4th, Cincinnati), DB Richard Brothers (7th, Chicago), K Kendall Trainor (9th, Phoenix), LB LaSalle Harper (9th, Chicago)
- 1990 – RB Barry Foster (5th, Pittsburgh), RB James Rouse (8th, Chicago), G Elbert Crawford (8th, L.A. Rams), DB Anthony Cooney (12th, Chicago)
- 1991 – WR Derek Russell (4th, Denver)
- 1993 – DE Raylee Johnson (4th, San Diego)
- 1994 – DT Henry Ford (1st, Houston), G Isaac Davis (2nd, San Diego)
- 1996 – LB Steven Conley (3rd, Pittsburgh), DT Junior Soli (5th, San Diego)
- 1997 – LB Anthony Hicks (5th, Green Bay)
- 1998 – DE David Sanders (7th, Oakland)
- 1999 – G Brandon Burlsworth (3rd, Indianapolis), LB Melvin Bradley (6th, Arizona), RB Madre Hill (7th, Cleveland), DT Ryan Hale (7th, N.Y. Giants)
- 2000 – SS Kenoy Kennedy (2nd, Denver), OG Bobby Williams (2nd, Philadelphia), CB David Barrett (4th, Arizona), WR Anthony Lucas (4th, Green Bay), WR Emanuel Smith (6th, Jacksonville)
- 2001 – LB Quinton Caver (2nd, Philadelphia), DE Randy Garner (6th, Atlanta)
- 2002 – DE Carlos Hall (7th, Tennessee)
- 2003 – FS Ken Hamlin (2nd, Seattle)
- 2004 – OT Shawn Andrews (1st, Philadelphia), CB Ahmad Carroll (1st, Green Bay), LB Caleb Miller (3rd, Cincinnati), RB Cedric Cobbs (4th, New England), LB Tony Bua (5th, Miami), OT Bo Lacy (6th, Pittsburgh)
- 2005 – WR Matt Jones (1st, Jacksonville), DE Jeb Huckeba (5th, Seattle)
- 2006 – S Vickiel Vaughn (7th, San Francisco)
- 2007 – DE Jamaal Anderson (1st, Atlanta), CB Chris Houston (2nd, Atlanta), OT Tony Ugho (2nd, Indianapolis), DT Keith Jackson (7th, St. Louis)





UNIVERSITY OF ARKANSAS

Rand Kelly
Kenoy Kennedy
Carl Kidd

Keith Kidd
Mike Kirkland
Steve Korte
Greg Koch

Kansas City [2007-Present]
Denver [2000-04], Detroit [2005-Present]
Oakland [1995-96], British Columbia (CFL) [2000], Minnesota [2001], British Columbia (CFL) [2002-06]
Minnesota [1987]
Baltimore (Colts) [1976-78]
New Orleans [1983-90]
Green Bay [1977-85], Miami [1986-87], Minnesota [1987]

L

Bo Lacy
Jerry Lamb
Sacha Lancaster

Greg Lasker

Homer Ledbetter
Jim Lindsey
*Steve Little
Anthony Lucas
Kenneth Lunday
Vaughn Lusby

Pittsburgh [2004], Chicago [2005], Indianapolis [2006], Atlanta [2007-Present]
Kansas City
Hamburg (NFLE) [2005], Rheine (NFLE) [2006], British Columbia (CFL) [2007-Present]
NY Giants [1986-88], Phoenix [1988], Chicago [1988]
Chicago (Cardinals) [1932-33]
Minnesota [1966-72]
St. Louis [1978-80]
Green Bay, Dallas
NY Giants [1937-41, 46-47]
Cincinnati [1979], Chicago [1980]

M

Brison Manor
Fred Marshall
*Wayne Martin
Darryl Mason
Geno Mazzanti
Jerry Mazzanti

Bruce Maxwell
Bill McClard
*Lamar McHan

J.J. Meadors
Peter Merloni
Caleb Miller
Nick Miller
Verl Mitchell
Charles Moore
Henry Moore
Jerry Moore
Jim Mooty
Dickey Morton
Lock Morton
Tom Murphy
Wes Murphy

Denver [1977-84], Tampa Bay [1984]
Calgary (CFL)
New Orleans [1989-99]
Birmingham (USFL)
NY Yanks [1950]
Philadelphia [1963], Detroit [1966], Pittsburgh [1967]
Detroit [1970]
San Diego [1972], New Orleans [1973-75]
Chicago (Cardinals) [1954-58], Green Bay [1959-60], Baltimore (Colts) [1961-63], San Francisco [1963]
Edmonton (CFL)
Boston (Braves)
Cincinnati [2004-Present]
Cleveland
Atlanta
Washington [1962]
NY Giants [1956], Baltimore (Colts) [1957]
Chicago [1971-72], New Orleans [1973-74]
Dallas [1960]
Toronto (CFL), Pittsburgh
Newark
Chicago (Cardinals) [1934]
Kansas City [2007-Present]

N

Gerald Nesbitt

Ottawa (CFL)

O

Sam Olajubutu
Tony Ollison
Kerry Owens

Tampa Bay [2007-Present]
Indianapolis, San Antonio (USFL)
Cincinnati, Cleveland [1989]

P

Zac Painter
Stephen Parker
Leon Pense
Jason Peters
Jermaine Petty
*Loyd Phillips
Joyce Pipkin

Dallas
Miami [2007-Present]
Pittsburgh [1945]
Buffalo [2004-Present]
Cincinnati [2002], Green Bay [2003]
Chicago [1967-69], New Orleans
NY Giants [1948], Los Angeles

R

Davis Reavis
Mike Reppond
Lawrence Richardson
Danny Rhodes
*Jack Robbins
Kyle Roper
James Rouse
Coy Ernest Ruple
Derek Russell

Pittsburgh [1974-75], Tampa Bay [1976-83]
Chicago [1973], British Columbia (CFL)
Buffalo [2004], Hamburg (NFLE) [2005]
Baltimore (Colts) [1974]
Chicago (Cardinals) [1938-39]
Baltimore [2006]
Chicago [1990-91]
Pittsburgh [1968-69]
Denver [1991-94], Houston/Tennessee [1995-97]

S

Floyd Sagely
Roland Sales
Howard Sampson
David Sanders
Kenny Sandlin
Kevin Scanlon

*Clyde Scott
Earl Scott
Milt Simington
Desmond Sims
Gerald Skinner
Dwight Sloan
Billy Ray Smith Sr.

*Billy Ray Smith Jr.
Emanuel Smith

Chicago (Cardinals) [1957]
Toronto (CFL), Montreal (CFL)
Green Bay [1978-79]
Oakland, San Francisco (XFL)
Carolina [2002], Minnesota [2003]
Los Angeles (Rams) [1980], Hamilton (CFL) [1980]
Philadelphia [1949-52], Detroit [1952]
Amsterdam (WFLA)
Cleveland, Pittsburgh [1942]
New Orleans [2007-Present]
Green Bay [1978]
Chicago (Cardinals) [1938], Detroit [1939-40]
Los Angeles (Rams) [1957], Pittsburgh [1958-60], Baltimore (Colts) [1961, 63-70]
San Diego [1983-92]
Jacksonville [2000]



Zac Tubbs, a first-team All-SEC offensive tackle last year, signed a free agent contract with the Buffalo Bills.



Bobbie Williams started 13 games at right guard for the Cincinnati Bengals in 2006. He missed three games while recovering from an emergency appendectomy. During the 2004 and '05 seasons, he missed just one offensive snap.

Mark Smith
Richard Smith

Rollen Smith
Michael Snowden
Junior Soli
Ryan Sorahan
Ronny South
Ray Spillers
Bob Stankovitch
George Stewart
Clint Stoerner

Donnie Stone

Pat Summerall

Buddy Sutton

Kansas City
Kansas City [2004-05], Washington [2006],
Edmonton (CFL) [2007-Present]

St. Louis
Tennessee
San Diego
New Orleans [2004]
New Orleans [1968]
Philadelphia [1937]
Kansas City
Kansas City
Dallas [2000-03], Scottish (NFLE), Miami [2004]

Denver [1961-64], Buffalo [1965], Houston [1966]
Detroit [1952], Chicago (Cardinals) [1953-57], NY Giants [1958-61]

Baltimore

T

Fred Talley

Brad Taylor
R.C. Thielemann
Mick Thomas
Wilfred Thorpe
Curtis Townsend
Kendall Trainor

Zac Tubbs

Atlanta [2003], Edmonton (CFL) [2004], Montreal (CFL) [2005], Atlanta [2006]
Edmonton (CFL), Montreal (CFL)
Atlanta [1977-84], Washington [1985-88]
Atlanta
Cleveland
St. Louis [1978], San Diego
Phoenix, Sacramento (WFLA), New York
New Jersey (WFLA)
Buffalo [2007-Present]

U

Tony Ugo
Ron Underwood

Indianapolis [2007-Present]
Chicago

V

Clyde Van Sickle
Vickiel Vaughn
Darius Winnett

Green Bay [1932-33]
San Francisco [2006-Present]
St. Louis [2007-Present]

W

Jimmy Walker

Gavin Walls

Danny Walters
Charles Washington
Orlando Watters
Tim Webster
Marsh White
Bobbie Williams

Boo Williams

Fred Williams

Patrick Williams

George Wilson

Ben Winkleman

Bill Winston

Dennis Winston

Don Wunderly

Kevin Wyatt

Harry Wynne

Minnesota [1987], Edmonton (CFL), Ottawa (CFL), Birmingham (USFL)

Minnesota [2003], Scottish (NFLE) [2004], Winnipeg (CFL) [2005-Present]

San Diego [1983-87]

Green Bay [1987]

Seattle [1994]

Green Bay [1971]

NY Giants [1975-77]

Philadelphia [2000-03], Cincinnati [2004-Present]

New Orleans [2001-5], New York Giants [2006]

Chicago [1952-63], Washington [1964-65]

New York Jets

Detroit [2004], Buffalo [2005-Present]

Milwaukee

New York Jets

Pittsburgh [1977-81, 85-86], New Orleans [1982-85]

Pittsburgh, British Columbia (CFL)

Miami, San Diego [1986]

Boston (Yanks), NY Giants [1945]

Y

Theo Young

Pittsburgh [1987]

***DRAFTED FIRST ROUND**

Years spent with each team not available for all players.



RAZORBACK FOOTBALL



(The UA Sports Information Office welcomes corrections from authentic sources)
*denotes team captains

A

Abernathy, Chad 1995, '96 '97 '98
Adair, Marcus 1993 '94 '95
Adams, Dave 1962 '63
Adams, Gary 1966 '67 '68*
Adams, Gary 1989 '90 '91 '92
Adams, Oliver 1927 '28
Adams, O'Neale 1939 '40 '41
Adams, Tim 1976 '77 '78
Adkins, Jim 1956
Aguirre, Michael 2006
Akerfelds, Darrel 1980 '81
Akers, Freddy 1958 '59
Akerstrom, Anders 2004
Akin, Chris 1998 '99
Akins, Chris 1995
Akins, Terry 1992
Alberty, Joe Paul 1958 '59 '60
Alberty, Brett 1987
Alcorn, E. 1923
Alcorn, Hal 1917 '18 '20
Alcorn, R.E. 1917 '18 '19 '20
Alderson, Winston 1994 '95 '96
Alexander, Brother 1984 '85
Alexander, Marion 1943
Alexander, Tim 1976 '80
Allen, Clint 1976
Allen, Jason 1991 '92 '93 '94*
Allen, Joe 1909
Allen, V.V. 1896
Allison, Robert 1939
Alworth, Lance 1959 '60 '61
Amis, William 1921 '22
Anderson, Gary 1979 '80 '81 '82*
Anderson, Jamaal 2004 '05 '06
Anderson, Ken 1994 '95 '96 '97*
Anderson, Kevin 1984 '85
Anderson, Paul 1944 '45
Andrews, Shawn 2001 '02 '03
Apolskis, Rick 1986 '87 '88 '89
Arenz, Terry 1958
Armendariz, Richard 1984
Atkinson, Drexel 1948 '49
Atteberry, Dwight 1990 '91
Atwater, Steve 1985 '86 '87 '88*
Atwood, Ralph 1937 '38 '39
Audas, Stan 1973 '75
Avery, Steve 1973 '75
Avlos, Nick 1973*
Ayers, James 1925 '26

B

Bach, Tommy 1957 '58 '59
Bagby, Herman 1923 '24
Bailey, Jack 1950
Bailey, Joe 1999
Bain, James 1915 '16 '19
Baker, Chris 2003 '04 '06
Baker, Ed 1995
Baker, Kevin 2000
Baker, Mark 1994 '95 '96 '97
Baker, Pat 1993 '94
Baker, Victor 1980
Baldrige, Joe 1949
Baldwin, Alton 1943 '44 '45 '46
Baldwin, Jake 1945 '49
Ball, Nathan 1999 '00 '01 '02
Balseiro, Chris 2003 '04 '05
Banks, Curtis 1988 '89 '90 '91
Banks, Reggie 2003 '04
Banks, Tim 1965
Bankston, Bill
Barker, Hubert 1940 '41
Barnes, Charlie 1958
Barnes, David 1957
Barnes, Jim 1966 '67 '68*
Barnes, J.J. 1901
Barnes, Teddy 1973 '74 '75
Barnett, Robert 1957
Barrett, David 1996 '97 '98 '99*
Barrow, Bubba 1986 '87 '88 '89
Barwegen, Doug 1975 '76 '77
Basore, George 1919 '20 '21
Bass, Bill 1947 '48 '49

Baxter, John 1979
Baxter, Robert 1979
Bayne, Louis 1944
Bazzel, David 1981 '82 '84 '85*
Beachum, Rodney 1982 '83 '84 '85
Beane, Colmore 1944
Beard, Abner H. 1900 '02
Beard, Chip 1982
Beard, Scott Oscar 1903
Beasley, Jimmy 2000 '01 '02 '03*
Beavers, Garland 1926 '27 '28
Belknap, Ray 1919
Bell, Geno 1993 '94 '95 '97
Bell, Mark 1987 '88 '89
Bell, Richard 1957 '58*
Bender, Mike 1964 '65*
Bennett, Archie 1970 '71
Bennett, Richard 1955 '56 '57
Bennett, Ronnie 1969 '70
Benoit, Steve 1970
Benson, Buddy Bob 1954 '55
Benson, Ken 1989 '90
Benson, Mike 1986 '87
Benton, James "Jim" 1935 '36 '37*
Benton, Jim 1970 '71 '72
Benton, W.R. 1932 '33 '34*
Bentz, J.L. 1895
Bequette, Chris 1984 '85 '86 '87*
Bequette, George 1954 '55 '56
Bequette, Jay 1980 '81 '82
Bercher, Martine 1964 '65 '66
Bernier, Dennis 1967 '68 '69
Berry, Benny 1954 '56
Berry, Charlie 1956
Berry, D'Andre 1998 '99 '00 '01
Berry, Greg 1983
Berry, Homer 1922 '23 '24
Berryhill, Stuart 1964 '65 '66
Beutelschies, Gene 1962
Bexley, Carleton 1996
Bickerstaff, Ray 1945
Biddle, Joe 1932 '33
Billings, Fred M. 1902
Billingsley, Mickey 1974 '76 '77
Binnion, Scott 1970 '71 '72
Biocci, Jerry 1986 '87
Birdwell, Steve 1969 '70 '71
Birmingham, DeCori 2001 '02 '03 '04*
Black, Charles 1932 '33
Black, Joe 1964 '65 '66
Blackburn, Claud 1924
Blackburn, Clifford 1923 '24
Blackmer, D. 1901
Blakely, Gervis T. 1910
Blakely, Ronnie 1961
Bland, John 1985 '86 '87 '88*
Bledsoe, Fred 2004
Blevins, Paul 1969
Bloom, John R. 1903 '04
Boatwright, William 1897 '98
Bobo, Donny 1976 '77 '78
Boepple, Emil 1932 '33
Bogard, Jerry 1951 '52 '53
Bohanon, Alex 1993
Bokermann, Mark 2000 '01 '02 '03
Boles, John 1956 '57
Bolton, Andy 1973
Bonneau, Rob 1989
Bonner, Mark 2005 '06
Booth, Marc 1991
Boozman, H. 1924 '25 '26*
Boozman, John 1971 '72
Boren, Phillip 1979 '81 '82 '83
Boschetti, Mike 1968 '69 '70*
Botkin, Kirk 1990 '91 '92 '93*
Boulware, David 1993
Boutwell, Dale 1956
Bowles, Darryl 1979 '80 '81 '82
Boyd, Bill 1964
Boydston, Brian 1997
Brabham, Danny 1960 '61 '62
Bracey, Bill 1951
Bracken, Richard 2005
Bradford, Carl 1985 '86 '87
Bradford, Eddie 1952 '53 '54
Bradford, Eric 1985 '86 '87 '88
Bradford, W. 1909 '10 '11 '12
Bradford, Mike 1978 '80
Bradford, Vincent 1993 '94 '95 '96
Bradford, William 1921
Bradley, Freddie 1991

Bradley, Melvin 1996 '97 '98
Bradsher, Bobby 1971
Branch, Eric 1997 '98 '99
Branch, Jesse 1961 '62
Branch, Job 1984 '85
Brand, Mike
Brand, Rodger 1971 '72
Brand, Rodney 1967 '68 '69*
Brandt, Jason 1988 '89 '90
Brannon, Robert 1983 '84
Brasher, Tommy 1961 '62 '63
Brasuell, Jackie 1963 '64 '65*
Brawell, J.C. 1894
Brawner, Jim 1971 '72
Bray, Don 1994 '95
Brazil, Ernest 1917 '18
Breedren, Sam 2000 '01
Briggs, Oscar Garner 1899
Britt, Maurice 1938 '39 '40
Britt, Tommy 1951
Brittunen, Jon 1963 '65 '66
Brooks, Chris 1998 '99
Brooks, Jermaine 1999 '00 '01
Brooks, John 1991
Brooks, Sam 1994 '96 '97
Brooks, Wm. Bud 1952 '53 '54
Brothers, Richard 1985 '86 '87 '88
Brown, Anthony 2005 '06
Brown, Charlie 1974
Brown, Fred I. 1900 '01*
Brown, J.R. 1986 '87
Brown, Justin 1995 '96
Brown, Larry 1973 '75
Brown, Pierre 2002 '03 '04 '05*
Brown, Russ 1995 '96 '97 '98
Brown, Spencer 1992 '93 '94 '95
Brown, Thomas 1978 '81 '82
Brown, Vann 1934 '35 '36
Brown, Wm. Buddy 1948 '49 '50*
Browne, Leshon 1986
Browning, Eric 1989 '90 '91 '92
Bruick, Kevin 1985
Bryan, Frank 1910
Bryan, Lemuel B. 1901 '02*
Bryant, Larry Gunn 1983
Bryant, Thakkeus "Bam" 2002
Bryant, Trent 1977 '78 '79 '80
Bryant, Wesley 1961 '62 '63
Bua, Tony 2000 '01 '02 '03*
Buckalew, Hollis 1928 '29 '30
Buckingham, Earl 1980 '81 '82
Bull, Scott 1972 '74 '75*
Bumpas, Dick 1968 '69 '70*
Burchfield, Mike 1977 '78 '79
Burks, Pete 1995 '96
Burlison, C.H. 1943
Burlingame, Mike 1977 '78 '79
Burlsworth, Brandon 1995 '96 '97 '98*
Burnett, Bill 1968 '69 '70*
Burnett, Bobby 1964 '65*
Burnett, Tommy 1965 '66
Burns, Billy 1972 '73 '74*
Burns, Keith 1980 '81 '82

Burns, Olan 1954 '55 '56
Burriss, Pat 1989 '90
Burstein, Matt 1999 '00
Busby, Bo 1973 '74 '75 '76
Butler, Richie 1999 '00 '01 '02*
Butler, Steve 1958 '59 '60*
Butz, Sam 1949
Bynum, Firmon 1940 '41

C

Cain, Terrance 1988
Cain, Tim 1988
Calcagni, Mark 1984 '85
Calcagni, Ron 1975 '76 '77 '78*
Caldwell, Ravin 1982 '83 '84 '85
Caldwell, Tracy 1990 '91 '92 '93
Calvin, Carlton 1991 '92 '93 '94
Cameron, Pat 1989 '90
Campbell, Charles 1915 '16
Campbell, Dean 1972
Campbell, Jason 2001
Campbell, Joe 1939
Campbell, Leon 1946 '47 '48 '49
Campbell, Louis 1970 '71 '72*
Campbell, Marcus 1994 '95 '96 '97
Campbell, Mike 1973 '74 '75*
Campbell, R. Roy 1894
Campbell, Steadman 2000 '01
Canada, Eugene Bud 1945 '46 '47 '48
Cantlope, Tracy 1992 '93 '94 '95
Capshaw, Gary 1972
Carder, David 1957
Carlton, David 2001 '02 '03 '04
Carpenter, J.P. 1943
Carpenter, Lewis 1950 '51 '52
Carpenter, Preston 1953 '54 '55*
Carroll, Ahmad "Batman" 2001 '02 '03
Carroll, J.J. 1915
Carson, Bill 1994 '95 '96 '97
Carter, Bill 1969 '70 '71
Carter, Bubba 1983
Carter, Elmo 1896 '97
Carter, Harry 1942 '46
Carter, Jan 1938 '39 '40
Carter, J.N. 1913
Caruthers, Ernie 1978
Castillo, Eric 1989
Castleberry, Mike 1983
Caston, Marvin 1996, '97 '98 '99
Cato, Daryl 1939 '40 '41*
Cauthron, Jim 1952 '53
Caver, Quinton 1997 '98 '99 '00
Cawood, Jim Brown 1894
Caveness, Ronnie 1962 '63 '64*
Ceaser, Caleb 2003
Centers, Donnie 1983 '85 '86
Chalene, Scott 1981 '83
Chalmers, Chris 1996 '97 '98 '99
Chambers, Anthony 1985 '86 '87 '88
Chambers, Joe 1929 '30 '32
Chapman, Johnson 1901 '02
Chatman, Tyrone 1990 '91 '92 '93*

Cherico, Tony 1984 '85 '86 '87*
Cherry, Mike 1993 '94
Cheyne, Bob 1973
Cheyne, Tommy 1973 '74 '75
Childress, Bob 1956 '57
Childress, Freddie 1985 '86 '87 '88
Childress, John 1959 '60 '61*
Childs, E. 1902
Childs, James L. 1904
Chinn, John 1932
Chipman, Marvin 1925 '26
Christenbury, Tom 1980 '81
Christian, Don 1955 '56 '57
Chukwuma, Chrys 1996 '97 '98 '99
Chunn, Del 1990
Cialone, Felice 1942
Cissell, Mickey 1960 '61
Claborn, Joe 1945 '48
Clark, Elbert 1900 '01 '02
Clark, Jack 1940 '41
Clark, Jessie 1981 '82*
Clark, Leon 1994
Clark, W.H. 1930
Clark, Zak 2000 '01
Clavelle, Marcus 1997
Clay, Billy 1960 '63
Clay, Charles 1975 '76 '77 '78
Clayton, Michael R. 1957
Cleveland, Ben 2006
Cleveland, Jay 1986
Clinton, Chris 2002
Clyde, Steve 1977 '79 '80 '81
Coats, Jeff 1939 '40 '41
Cobbs, Cedric 1999 '01 '02 '03
Cochran, Maurice 1915 '16
Cody, Russell 1967 '68 '69
Coe, Michael 2003 '04 '05
Cole, Bob 1993
Cole, Charles 1956
Cole, George 1925 '26 '27
Cole, Johnny 1950 '51 '52
Cole, Nathan 1995 '96 '97 '98
Cole, Ray 1937 '38 '39*
Coleman, Eussell 1925 '26 '27*
Coleman, James W. 1916 '17 '18 '19*
Coleman, Richard 1968 '69
Coleman, Rod 2006
Coleman, Sam 1921 '22 '23* '24
Collier, Jimmy 1959 '60 '61
Collins, Kirk 1988 '89 '90 '91*
Collins, Ronnie 1976
Collins, Shane 2002
Conger, Marvin 1944
Conley, Steve 1992 '93 '94 '95*
Connor, Paul 1965 '66 '67
Cook, Jake 1913 '14
Cook, John D. 1954
Cooks, Mark 1995
Cooney, Anthony 1986 '87 '88 '89*
Cooney, Mike 1958
Cooper, David 1965 '66 '67
Cooper, D.J. 1996 '97 '98 '99
Cope, Larry
Cope, Robert 1943 '44
Corbett, Lundy 1936
Cordell, Corkey 1970 '71
Cordelli, Mark 1986
Corgan, Charles 1923
Cornelius, Jessie 1994 '95 '96
Cornish, Bryan 1991 '92 '93 '94
Corrotto, Leo 1933
Cory, A.B. 1894
Cory, Henry J. 1894
Cotton, Delano 1962
Cotton, Kotto 1991 '92 '93
Counce, Dale 1945 '46 '47
Courtney, J.G. 1898
Covington, Pete 1956
Cower, James 1925 '26 '27
Cowins, Ben 1975 '76 '77 '78*
Cox, Curtis 1959 '60
Cox, David 1968 '69
Cox, Harold Earl 1943 '48
Cox, Harold Eugene 1952
Cox, James 1947
Cox, Steve 1971
Cox, Steve 1979 '80
Crabough, Alfred J. 1921 '22 '23
Crabough, Quentin 1927 '28 '29
Crafton, James 1947 '48
Craig, Reggie 1972 '73 '74



Defensive MVP D.J. Cooper, who lettered from 1996-99, made two of Arkansas' eight sacks in the 2000 Cotton Bowl victory over Texas.



UNIVERSITY OF ARKANSAS

Craig, Tim 2000
 Crawford, Danny 1973 '74
 Crawford, Elbert 1986 '87 '88 '89*
 Crawford, Kerry 1985 '86 '87 '88
 Crawford, London 2006
 Creekmore, Steve 1908 '09 '10*
 Creighton, Milan 1928 '29 '30*
 Criswell, Oliver 1933 '34
 Crocker, Patrick 1989 '90
 Crockett, Bobby 1963 '64 '65*
 Cross, Bob 1950
 Crow, Olan 1945
 Crowder, Tom 2001 '02 '03
 Crowley, L.G. 1896
 Culpepper, Oren 1954 '55 '56
 Culwell, J.D. 1904 '05 '06 '07
 Cunningham, Dick 1964 '65 '66
 Curry, Ken 1970
 Cypert, Boyd 1910 '11 '12

D

Dacus, Weston 2004 '05 '06
 Daily, Adam 1999 '00
 Daily, Marvin 1973 '74 '75
 Dale, Jack 1928 '29 '30
 Dalton, Dallas 1950
 Dameron, Kim 1979 '80 '81 '82
 Daniel, Charles 1963 '64*
 Danielowicz, Mark 1984 '85
 Darr, Earl 1929 '30 '31
 Daugherty, Ray 1947
 Davenport, Joe Dean 1996 '97 '98 '99
 Davenport, Scott 2000 '01 '02 '03
 Daves, Joe Paul 1966 '67
 David, Richard 1990 '91 '92
 Davidson, Gene 1915 '16 '17* '18 '19
 Davie, Andrew 2006
 Davis, Adrian 2006
 Davis, Curt 1998 '99 '00 '01*
 Davis, Elijah 1973 '74 '75 '76
 Davis, Isaac 1990 '91 '92 '93
 Davis, Jeff 1991
 Davis, Jeremy 2004 '06
 Davis, Mike 1971 '72
 Davis, Vincent 1991
 Davis, Wendel 2006
 Davis, Wm. Jake 1946 '49
 Davis, Raymond L. 1907 '08 '09 '10
 Davis, Walter 1943
 Dean, Brian 1999
 Deason, Jess 1955
 DeBorde, Skipper 1971
 Delco, Del 1992 '93 '95
 Delmanego, Frank 1941 '42
 Deloney, Ernest D. 1905
 Derry, Lee 1923 '24
 De Salvo, Henry 1947
 Dew, Robert 1969
 Dew, Tommy 1967 '68 '69
 Dewey, Mark 1978 '79
 Dhonau, Lloyd 1925 '26
 Dick, Casey 2005 '06
 Dickerson, Kyle 2002 '03 '04 '05*
 Dickerson, Jr., Ron 1989 '90 '91 '92
 Dickey, David 1966 '67 '68
 Dickson, Earnest 1907 '08
 Dickson, Enos H. 1906
 Dicus, Chuck 1968 '69 '70
 Dingler, Lamar 1943* '44*
 Dixon, Arrion 2001 '02 '03 '04*
 Dixon, Tommy 1967 '68
 Dodson, Tony 1999
 Donalson, John 1935 '37
 Donathan, Jay 1955 '56 '57*
 Donathan, Jeff 1926 '27
 Donoho, Tommy 1944
 Dossey, Jerry 1967 '68 '69
 Doughty, Dan 2002 '03
 Douglas, Freddie 1972 '73 '74 '75
 Douglas, Mark 1979 '80 '81 '82
 Douglas, Steve 1979 '80 '81
 Douglass, Bill 1965
 Downey, Tim 1973
 Drake, Randy 1972 '73 '74
 Drover, W.H. 1910 '11
 Drummonds, Lamar 1957
 Dubs, Ford 1913 '15
 Duckworth, Bobby 1977 '78 '79 '80
 Dudley, David 1983 '84 '85 '86
 Dudley, Paul 1959 '61

Duffy, Richard 1984
 Dugan, Joe 1949
 Duke, Alvin C. 1946 '47 '48 '49*
 Dumas, Sammy 1951 '52
 Dunagin, Sean 1980
 Duncan, Wm. Robert 1953
 Dunkelgod, Dennis 1973

E

Eakin, Kay 1937 '38 '39*
 Eason, Alcuin P. 1902 '03 '04
 Eason, Darrel 1980 '84
 East, Jack 1922
 Eckert, George 1948 '49 '50*
 Eckwood, Jerry 1975 '76 '78
 Edmonds, Bobby Joe 1983 '84 '85
 Edmondson, Jim 1930 '31 '32
 Edwards, Fred 1969 '70
 Edwards, George 1957
 Edwards, Ross 1917
 Edwards, T.A. 1895 '96
 Egan, Bob 1950
 Eichler, John 1967 '68 '69
 Eldson, Gus 1932 '33 '34
 Ellington, T.E. 1905 '06 '07 '08 '09
 Elliott, Jim 1977 '78 '79 '80
 Elliott, Marcus 1982 '83 '84*
 Ellis, William Y. 1900 '01
 Ellison, Lance 1991 '92 '93 '94
 Elton, Murry 1951 '52
 Epp, Marlin 1958 '59 '60
 Erwin, J.L. Buzz 1968
 Erwin, Judson L. 1930 '31 '32
 Estes, Benny 1965
 Estes, Dan 1908 '10 '11* '13
 Ettinger, Jack 1971 '72 '73*
 Eubanks, Anthony 1994 '95 '96 '97*
 Evans, Hoover 1960 '61 '62
 Evans, Kevin 1976 '78 '79 '80
 Ewart, James B. 1917 '19 '20

F

Fairchild, Freddie 2005
 Farrell, Robert 1976 '77 '78 '79
 Faulkinberry, Charles 1952
 Fautrot, Ron 1980 '81 '82 '83*
 Felton, Robert 2004 '05 '06
 Ferguson, Jerry 1956 '57
 Ferguson, Joe 1970 '71 '72
 Ferguson, John 1948 '49
 Ferguson, Pedro 1957
 Fergusson, John Bubba 1960
 Field, Bobby 1968 '69 '70
 Fields, Johnny 1959 '60
 Fields, Milton 1980 '81 '82 '83
 Fillmore, Sedic 1989

Finch, James 1962 '63 '64*
 Finney, Tom 1930
 Fischel, Frank 1949 '50 '51
 Fish, Reggie 2005 '06
 Fishback, Herbert 1894 '95* '96* '97*
 Fleming, Bert R. 1907 '08 '09
 Fletcher, Marion 1936 '37 '38
 Fletcher, Reed 1913
 Floor, Ben 1987 '88 '90
 Flores, Shon 1989 '90
 Flowers, Jeromy 1996 '97 '98 '99
 Foliart, Josh 2000 '01
 Ford, John 1958
 Ford, Henry 1943 '44 '45* '46
 Ford, Henry 1990 '91 '92 '93
 Ford, Jerry 1954 '56 '57
 Foreman, Jim 1953
 Foreman, Marshall 1984 '85 '86
 Forrest, Micheal 1975 '76 '77 '78
 Forrester, Wm. Ron 1952 '53
 Forsythe, Charles 1945
 Forte, Elston 2005 '06
 Forte, Ike 1974 '75*
 Forte, Robert 1940 '41 '42*
 Forte, Rod 1984 '85
 Foster, Barry 1987 '88 '89
 Fowler, Aubrey 1946 '47
 Fowler, Tommy 1961
 Franklin, Bill 1946 '47
 Franklin, Luther 1982 '83 '84 '85
 Franklin, Kenny 1986
 Frappia, L.A. 1915
 Frazier, E.H. 1912 '15
 Freeland, Stuart 1971 '72
 Freeman, Reggie 1975 '76 '77
 Freeman, Stan 1978 '79
 Freeman, Wm. A. 1897 '98 '99 '00
 French, Keith 1971
 Frieberger, John 1938 '39 '40
 Fryer, Jimmy 1970
 Fryer, Rolland 1973 '74 '75
 Fulbright, Bill 1921 '22 '23 '24
 Fulbright, Jack 1918
 Fulcher, Don 1975 '76
 Fulcher, Ron 1973 '74 '75
 Fuller, Bill 1953 '54 '55
 Fuller, Dick 1970
 Fulton, Earl 1933
 Furo, Sammy 1949 '50
 Futrall, Byron 1923 '24

G

Gallon, Jimarr 2001 '02
 Galloway, Bob 1976
 Galloway, Neal 1981 '82
 Garber, Russ 1969 '70 '71
 Garcia, Desmond 1999 '00

Gardner, Carnall 1927 '28 '29
 Gardner, Ellis 1934
 Gardner, Gerald 1958 '59
 Garner, Lynn 1967 '68 '69
 Garner, Nate 2004 '05 '06
 Garner, Randy 1997 '98 '99 '00
 Garlington, Tom 1951 '52
 Garrett, Dean 1959 '60 '61
 Garrett, Grant 1995 '96 '97 '98*
 Garrett, Wayne 1955
 Garrison, Greg 1981 '82 '83 '84
 Gaston, James 1959 '60
 Gatson, Carlos 1988
 Gatson, Greg 1982 '83 '84 '85
 Gels, Clarence 1927 '28 '29*
 Geiser, Elvin O. 1932 '33 '34
 Geitner, John 1999 '00
 Gentry, Williams 1926
 Geoghegan, Danny 1968
 Gibbs, Melvin 1964 '65 '66
 Gifford, Todd 1988 '89 '90
 Gilbow, Billy 1956 '57 '58
 Gilbow, Matt 2004
 Gilliam, Bobby 1953 '54 '55
 Gilmore, George 1935 '36 '37
 Ginn, Charles 1980 '81 '82
 Ginn, Tom 1976 '78 '79
 Glover, Steve 1972
 Goff, Jeff 1978 '79 '80 '81
 Gold, Paul 1917 '18*
 Golden, Colby
 Goode, Brett 2003 '04 '05 '06
 Goodman, John Ed 1983
 Gordon, Minor 1916
 Gordon, Nathan 1936 '37
 Gotto, Bill 1971 '73
 Grabiel, Kent 1921
 Gramlich, Billy 1960
 Grant, Michael 2004 '05 '06
 Graves, Cecil Buster 1951 '52 '53
 Gray, Bill 1962 '63 '64*
 Gray, Cord 2006
 Gray, Kenneth 1949
 Gray, Oscar 1992 '93 '95
 Green, Jerry 1958 '59
 Green, Orlando 1998 '99 '00
 Green, Robert 1941 '42
 Greenwell, Lynn 1958
 Griffin, Mike 1970 '71 '72
 Griffin, Robert 1949 '50 '51
 Grizzle, Jim 1961 '62 '63*
 Grooms, Richard 1988
 Grovey, Quinn 1987 '88 '89 '90*
 Guest, Gordon 1963
 Guillot, David 1984
 Gullette, Ryan 2003
 Gunn, David 1986
 Gunn, Johnson 1952
 Gunnell, G.W. 1896
 Guynes, W.M. 1910 '11

H

Haden, Jack 1933 '34 '35
 Hagan, Chester Earl 1933
 Hager, James 1946
 Hale, Harver 1915 '16
 Hale, Ryan 1995 '96 '97 '98*
 Hales, Mike 1962
 Hall, Carlos 1998 '99 '00 '01*
 Hall, DeAnthony 1995, '96
 Hall, George 1978 '79 '80 '81
 Hall, Reggie 1985 '86 '87 '88
 Hallum, Charles 1951 '52 '53
 Halstead, Glenn 1944 '49
 Ham, H.H. 1897 '99
 Hamberg, Harold 1940
 Hamberg, Walter 1938 '39
 Hamilton, Ed 1946 '48
 Hamilton, Hartford 1965 '66 '67*
 Hamilton, Norman 1922 '23 '24
 Hamilton, Ray 1935 '36 '37
 Hamilton, Sparky 1999 '00 '01 '02*
 Hamlin, Ken 2000 '01 '02
 Hammers, Ronnie 1968 '69 '70
 Hampton, Dan 1975 '76 '77 '78
 Hampton, Harvey 1973 '74 '75 '76
 Hampton, Robby 1999 '00
 Hampton, William 1975 '76 '77 '78
 Hanes, Bob 1965
 Hanner, Dave 1949 '50 '51*
 Hansard, Harry 1920 '21 '22
 Hardin, T.H. 1915 '16 '17 '18
 Hardwick, Richard 1954
 Harmon, Neil 1927
 Harnish, Roger 1969 '70
 Harper, David
 Harper, Harb 1912
 Harper, LaSalle 1987 '88
 Harper, Jeremiah 1997 '98 '99 '00
 Harrell, Gary 1967
 Harrell, Derrick 1995
 Harrell, Jeremy 2003 '04 '05 '06
 Harrington, Leroy 1921 '22
 Harris, Albert 1986 '87 '89 '90
 Harris, Alex 1995, '96 '97
 Harris, Corey G. 2000 '01
 Harris, Elliott 2001 '02 '03 '04
 Harris, Harold 1998 '99 '01
 Harris, Jamel 1996 '97 '98 '99
 Harris, Leotis 1974 '75 '76 '77*
 Harris, Mike 1981 '82 '83
 Harris, Muskie 1973 '74 '76 '77
 Harris, Steven 2000 '01 '03 '04*
 Harris, Tommy 1972 '73 '74 '75
 Harris, Wayne 1958 '59 '60*
 Harrison, Charles D. 1898 '99 '00
 Harrison, Galloway C. 1911
 Harrison, Marcus 2004 '05 '06
 Harrison, Ralph 1925 '26
 Harrison, Wm. Ringold 1919
 Harris, Al 1934
 Harshaw, JuJu 1987 '88 '89
 Hartsfield, Eddie 1973
 Harvell, Gary 1967
 Harvell, Don
 Hatfield, Dick 1962 '63 '64*
 Hatfield, Ken 1962 '63 '64*
 Haun, Bobby 1982 '83
 Hawkins, Wayman 1974 '75
 Hay, Bruce 1976 '77 '78
 Hayden, Kenneth 1904 '01
 Hayden, W.W. 1894
 Hayes, Bob 1957
 Hayes, Orin 1928 '29 '30
 Hayes, Phillip 1994 '95 '96
 Hayes, Rockie 1982
 Hayfron, Kweku 2001
 Haynes, Bratton 1940 '41
 Haynes, David 1980
 Haynie, Bracy 1921 '22
 Hebert, Dexter 1993 '95
 Hedgepeth, Steve 1971 '72 '73*
 Heim, Steve 1975 '76 '77
 Henderson, Charles 1914
 Henderson, Dematt 1899 '00
 Henderson, Ed 1948
 Henderson, Gerald 1956
 Henderson, Mark 1997
 Henderson, Paul 1958 '59 '60
 Hendren, Mike 1967 '69
 Henry, Cliff 1979 '80 '81
 Henry, Mark 1988 '89 '90 '91*
 Henry, Michael 1995 '96 '97
 Henry, Nathan 2001
 Henry, Tyrone 1994 '95
 Henson, David 1987
 Henson, Harold Elgin 1945 '47 '48
 Heringer, Al 1995 '97 '98
 Herman, Chuck 1977 '78 '79
 Hermann, Troy 1957
 Hewitt, Matt 2006
 Hickey, Howard 1938 '39 '40*
 Hill, P.J. 2004
 Hicks, Anthony 1993 '94 '95 '96
 Hicks, Jared 2002 '03 '04 '05
 Higgins, Mike 1994
 Hiiburn, Sam 1962
 Hile, Kevin 1994
 Hill, J.W. 1903
 Hill, Madre 1994 '95 '98*
 Hill, Tom 1984 '85
 Hill, Wade 1991
 Hillis, Peyton 2004 '05 '06
 Hines, Glen Ray 1963 '64 '65*
 Hines, Glen Ray 1989 '90
 Hinson, Dock Newton 1918
 Hinton, L.E. Percy 1910 '11 '12*
 Hirschfield, Hal 1973
 Hix, Billy 1948 '49
 Hixson, Guy 1907 '08 '09
 Hobbs, Gary 1998



Sophomore tight end Andrew Davie played in 14 games with two starts last year and is expected to be the starter in 2007.



RAZORBACK FOOTBALL



Hobbs, Wilburn D. 1898 '99
 Hockersmith, Glen 1967 '68
 Hockersmith, Steve 1969
 Hodge, Jim 1970 '71 '72*
 Hoehn, Steve 1965 '66 '67
 Hoffman, John 1945 '46
 Hogan, Brad 1993
 Hogan, Floyd 1973 '74
 Hogue, David 1969 '70 '71*
 Hogue, Larry 1950 '51 '52
 Holderby, R.H. 1920
 Holland, Kenneth 1946 '47
 Hollander, Jim 1958 '59
 Hollingsworth, Mark 1971 '72
 Holloway, Derek 1980 '81 '82
 Holloway, Judson 2002
 Holly, Zeylon 1940
 Holmes, Brandon 2000 '01 '02 '03
 Holmes, O. Wendell 1928 '30 '31
 Holmes, Tony 1986 '87
 Holt, Jack 1935 '36 '37
 Holthoff, Corky
 Hooper, Tommy 1968
 Hopkins, Terry 1969 '70
 Hopper, Tom 1969 '70
 Hopson, E.E. 1906
 Horne, Greg 1983 '84 '85 '86
 Horner, John 1984
 Horsfall, Frank 1895 '96 '97
 Horton, Don 1955 '57 '58
 Horton, Harold 1960 '61*
 Horton, Tim 1986 '87 '88 '89*
 Houfek, Keith 1979 '80*
 House, Raymond 2000 '01 '02*
 Houston, Chris 2004 '05 '06
 Houston, Rex 1930
 Howard, De'Arrius 2002 '03 '04 '05
 Howard, Dexter 1991 '92 '93
 Howard, Gerald 1998 '00 '01 '02
 Howard, Gary 1961 '62 '63
 Howard, Jim 1977 '78 '79*
 Howard, Shedrick 1989
 Howell, Jim Lee 1933 '34 '35
 Hubbell, Webb 1967 '68
 Huckeba, Jeb 2001 '02 '03 '04*
 Hudson, Bryan 1994
 Hudson, Steve 1988 '89 '90
 Huffman, Bo 1957
 Hughes, Howard 1947 '48
 Hughes, Max 1980
 Hunt, Jackie 1962 '63
 Hunter, Billy 1936
 Hunter, Chris 1986 '87 '88 '89
 Huntley, Bruce W. 1911 '12
 Huntley, P.C. 1908 '09 '10 '11
 Hust, A.S. 1898
 Hutton, Counts 1904 '05
 Hyatt, Robert F. 1906

I

Ihrle, Mike 1982 '84
 Ireland, Darwin 1990 '91 '92* '93
 Irwin, Clark 1971 '72
 Irwin, Jim 1971 '72
 Irwin, Judson 1932*
 Irwin, Terry 1974

J

Jackson, Aaron 1986 '88 '89 '90
 Jackson, Alfred 1991 '92 '93
 Jackson, Carl 1943
 Jackson, Ed 1979 '80 '81 '82
 Jackson, E.D. 1989 '90 '91 '92*
 Jackson, Eddie 2000 '01 '02 '03
 Jackson, Elmer 1946 '47
 Jackson, Farod 2004 '05 '06
 Jackson, John 2002 '03 '04
 Jackson, Keith 2003 '04 '05 '06*
 Jackson, Larry 1976 '77 '78*
 Jackson, Marvin 2001 '03
 Jackson, Nick 1995
 Jackson, O.C. 1976 '77 '78
 Jackson, Tarvaris 2002
 Jacobs, Mike 1968
 Jamerson, Charlie 1919 '20 '21
 James, Bruce 1968 '69 '70
 James, Dennis 1971 '72
 James, Frank D. 1894 '96 '99
 James, Michael 1989 '90 '91

Japp, Gus 1924 '25 '26
 Jasper, Glen 2006
 Jefferies, Elrod B. 1934 '35
 Jeffers, Solomon L. 1897
 Jefferson, Mike 1997
 Jeffery, Tony 1991 '92
 Jenkins, John 1971
 Jenkins, J.R. 1984
 Jenkins, Mike 1999
 Jernigan, Hugh 1978 '79 '80
 Jett, William 1904 '05*
 John, Jim 1961 '62 '63
 Johnson, Carl 1991 '92 '94 '95
 Johnson, Charles 1943 '44
 Johnson, Cordale 1992 '94
 Johnson, Curtis 1988
 Johnson, David 1974
 Johnson, Derrick 1998 '99
 Johnson, James 2002
 Johnson, Jimmy 1962 '63 '64*
 Johnson, Joe 1985 '86 '87 '88
 Johnson, John 2003 '04 '05 '06
 Johnson, Lee 1964 '65 '66
 Johnson, Lewis 1931 '32 '33*
 Johnson, Marius 1992 '93 '94 '95
 Johnson, Ray Lee 1990 '91
 Johnson, Robert 2004 '05 '06
 Johnson, Robert 1935
 Johnson, Shedrick 2005 '06
 Johnson, Virgil 1941 '42
 Johnson, Willie 1991 '92 '93 '94*
 Jones, Alvin 1965 '66 '67
 Jones, Ben 1942 '43*
 Jones, Carroll 1944
 Jones, Chadd 1997
 Jones, Charles 1982
 Jones, David P. 1941 '42
 Jones, Felix 2005 '06
 Jones, Guy 1964 '65
 Jones, Harry 1964 '65 '66
 Jones, Herschel 1952
 Jones, Jamie 1971
 Jones, Jerry 1962 '63 '64*
 Jones, Jerry 1983 '84 '85
 Jones, J.J. 1996 '97 '98 '00
 Jones, Matt 2001 '02 '03 '04*
 Jones, Meredith 1941 '42
 Jones, Nathan 1981 '82 '83 '84
 Jones, Ricky 1982
 Jones, Ronnie 1969 '70 '71*
 Jones, Steve 1971
 Jones, Steve 1984 '85 '86 '87
 Jones, Todd 1987 '88
 Jones, Tom 1979 '80 '81 '82
 Jones, Tommy 1991
 Jordan, Clark 1932 '33 '34
 Jordan, George 1932 '33
 Jordan, George 1958
 Jordan, Ivan 1972 '73 '74 '75
 Jordan, Jim 1968
 Jordan, Mike 1964 '65 '66
 Jurecka, Mike 1975
 Jurney, Bill 1950 '51

K

Kaiser, Earl 1952
 Karr, Elwin 1931
 Kauffman, Charlie
 Keen, Allen 1935 '36
 Keith, Lee 1991
 Kelly, M. LeRoy 1929 '30 '31
 Kelly, Owen 1989 '90 '91 '92*
 Kelly, Randy 2004 '05 '06
 Kelson, Mike 1969 '70 '71*
 Kempf, Kevin 1992
 Kennedy, Bill 1970 '71
 Kennedy, Brandon 2002 '03 '04 '05*
 Kennedy, Kenoy 1996 '97 '98 '99*
 Kennedy, Kerry 1990 '91 '92
 Kenney, James S. 1913 '14
 Kent, Delancey 1996 '97 '98 '99
 Kerby, Kent 1927 '28
 Kersey, Rick 1968 '69 '70
 Kessinger, Jim 1984 '86 '87
 Kestner, Troy 1991 '92
 Ketcher, William 1966 '67
 Keyes, Morgan 1997
 Keyser, Dick 1953
 Kidd, Carl 1993 '94
 Kidd, Keith 1981 '82 '83

Kilbourn, Rex 1921 '22
 Kilgore, Larry 1970 '71
 King, Bobby 1982 '83
 King, Cyrus 1924
 King, Lee 1972 '73 '74
 King, Les 1977
 King, Steve 1972
 Kingsby, Jim 1982
 Kinnebrew, Chris 1992 '93 '94
 Kinyo, John 1989
 Kirby, Chris 1990 '91
 Kirek, Paul 1979
 Kirkland, Mike 1972 '73 '74 '75
 Knapp, Trent 1992 '93 '94
 Kobel, Raleigh 1894
 Kobza, Marty 1982
 Koch, Greg 1973 '74 '75 '76
 Kolb, Jim 1954
 Kolenda, Greg 1976 '77 '78 '79
 Korte, Steve 1981 '82
 Kyle, Winton 1929 '30
 Kyser, Billy 1957 '58 '59

L

Lackey, Greg 1968
 Lacy, Bo 2001 '02 '03*
 LaFarge, Richard 1973 '74 '75
 LaForge, Ralph 1932 '33 '34
 Lahay, Bruce 1978 '79 '81
 Lairamore, Chad
 Lairmore, F.G. 1938
 Lake, Howard 1933 '34
 Lalman, Ed 1936 '37
 Lamb, Jerry 1962 '63 '64*
 Lambert, Eugene 1927 '28
 Lambright, Frank 1944 '47 '48
 Lancaster, Sacha 1998 '99 '00 '01
 Lancelot, John 1957
 Lane, Calvin 1944 '45
 Langston, James
 Langston, Tim 1960 '61 '62
 Lashley, David 1951 '52 '53
 Lasker, Greg 1982 '83 '84 '85*
 Latourette, Todd 1995 '96 '97 '98
 Lawhorn, Jay 1940 '41 '42
 Ledbetter, Homer 1929 '30 '31
 Lee, Mark 1981 '82 '83 '84*
 Lemond, Martin 1976
 Lenz, Bill 1985
 Letsinger, Leslie 1958 '59 '60
 Leverett, Charles D. 1906
 Leverett, G.V. 1914
 Levine, M.H.
 Lewis, Garrett 2003
 Lewis, Mark 1974 '75 '77
 Lewis, Robert 1969
 Lindsey, Jim 1963 '64 '65*
 Lindsey, Lyndy 1988 '89 '90 '91
 Lindsey, Marvin 1943
 Lindsey, Wright 1894*
 Linebarier, Bob 1951 '52
 Linebarier, Chester 1949
 Lineberger, Jerry 1960 '61 '62
 Lineberger, Phil 1966
 Lisko, Frankie 1983 '84
 Little, Emmett 1900 '01
 Little, Steve 1974 '75 '76 '77*
 Lively, Bill 1971
 Lively, Charles 1942 '46 '47
 Lloyd, Odis 1985 '86 '87 '88*
 Lockhart, Tony 1998
 Locke, Birt 1977 '78 '79
 Logan, Cedric 2005
 Loggains, Dowell 2001 '02 '03 '04
 Loggsden, Robert 1950
 Logue, Donald 1949 '50
 London, Jack 1963
 Long, Francis 1952
 Long, Gordon 1944 '46 '47 '48
 Long, Jim 1972
 Long, Scott 1989 '90 '91 '92
 Looney, Stacy 1947 '49
 Loudermilk, Hubert 1996 '97 '98 '99
 Loudemilk, J.W. 1952
 Love, Jamar 2005 '06
 Lowe, Glen 1970 '71 '72
 Lubker, Herman 1942 '46
 Lucas, Anthony 1995 '97 '98 '99*
 Lucky, Art 1975
 Lueders, Jamie 1984 '85

Luigs, Jonathan 2005 '06
 Lunday, Kenneth 1935 '36
 Lunney, Barry 1992 '93 '94 '95*
 Lunney, John 1946 '47 '48 '49
 Luplow, Billy 1958 '59*
 Luplow, Rollie 1955 '56 '57
 Lusby, Vaughn 1974 '76 '77 '78
 Luther, Mark 2001
 Lyons, Bill 1954 '55
 Lyons, Floyd 1937 '38 '39

M

Mabry, Jim 1986 '87 '88 '89
 Mabry, Tom 1969 '70 '71
 Mahan, Benji 1998
 Mallet, James 1991
 Malone, Michael 2002
 Malone, Oscar 1992 '93 '94 '96
 Manor, Brison 1973 '74
 Marlow, Ronnie 1989
 Maroney, Mickey 1965 '66
 Marshall, Fred 1962 '63 '64
 Marshall, Herbert 1951 '52
 Marshall, Steven 1988
 Marshall, Wayne 1942
 Martin, Drew 1936 '37
 Martin, E. G. 1897 '98*
 Martin, Finis 1932
 Martin, Herbert Ray 1959
 Martin, Kenneth
 Martin, Lee 1912
 Martin, Neal 1938
 Martin, Neil 1954 '55 '56*
 Martin, Patrick 1975 '76 '77
 Martin, Robert 1934 '35 '36
 Martin, Wayne 1985 '86 '87 '88
 Mason, Darryl 1978 '79 '80 '81*
 Mason, Ty 1988 '89 '90 '91
 Massa, Kenn 1986
 Massey, Mike 1976 '77 '78 '79
 Massey, Shane 1986
 Matheny, Ronald 1979 '80 '81
 Matthews, Walter 1954 '55
 Matthews, Wilson 1942
 Mauldin, Travis 1965 '66
 Maxwell, Bruce 1966 '68 '69*
 May, Bill 1958
 May, Pat 1967 '68
 May, Russell 1910 '11 '12 '13*
 Mays, Dudley 1937 '38 '39
 Mazza, Carl 1952
 Mazzanti, Francis 1955
 Mazzanti, Geno 1948 '49
 Mazzanti, Jerry 1960 '61 '62
 Mazzanti, Paul 1958
 McAfee, Hal 1973 '74 '75*
 McAndrews, Joe A. 1898 '00

McBride, Jared 2000
 McCall, J.K. 1899
 McClard, Bill 1969 '70 '71
 McCollough, William 1922
 McConkey, Homer 1921
 McCoy, James 1987 '88 '89
 McDaniel, Arthur J. 1894 '95 '96
 McDonald, Gary 1957
 McDonald, Estes 1939 '40
 McDougle, Carlus 1997 '98
 McElvogue, Don 1966 '67
 McEntire, Rusty 2003
 McFadden, Darren 2005 '06
 McFadden, Gerald 1954 '55
 McFarland, Terry 1970
 McGaha, Melvin 1944 '46 '47*
 McGaughey, Chris 1990
 McGee, David 1983 '84 '85
 McGill, J. Tate 1916 '19 '20*
 McGill, Leighton 1925 '26
 McGowan, James 1983
 McHan, Lamar 1951 '52 '53
 McIntosh, Ellis 1943
 McKinney, Chuck 1974
 McKinney, George 1959 '60 '61*
 McGahey, Tom 1962 '63 '64*
 McLain, C.J. 1995 '96 '98
 McLeod, George E. 1957
 McMurray, Gerald 1981
 McNair, Bill 1942
 McNatt, Drew
 McNulty, Gordon 1968 '69
 McQuay, Ken 1987 '88 '89
 Meacham, Allen 1988 '89
 Meadors, J.J. 1992 '93 '94 '95
 Meadors, Johnnie 1974 '75 '76
 Measel, John 1933 '34
 Melton, Josh 1999 '00 '01 '02
 Meyer, Percy B. 1899
 Meyers, J.C. 1902 '03
 Michael, Billy 1956 '57 '58*
 Michael, Edward 1945
 Milam, Charles 1943 '48 '49 '50
 Miles, Wayne 1972
 Milford, C.C. 1904 '05 '06 '07* '08 '09
 Miller, Caleb 2000 '01 '02 '03*
 Miller, Carl 1982 '83 '84 '85
 Miller, Chris 1995
 Miller, Lucas 2006
 Miller, Mark 1973 '74 '75
 Miller, Nick 1983 '84 '85*
 Miller, Richard 1927 '28 '29
 Miller, Richey 1985 '86 '87 '88
 Miller, Scott 1990
 Mills, E.F. 1913
 Minor, James 1946 '47*
 Miros, Greg 1985
 Mistler, Mark 1981 '82 '83*



Jim Lindsey, making a reception in the 1965 Cotton Bowl victory over Nebraska which earned the Hogs the 1964 national title, was a team captain in '65.



UNIVERSITY OF ARKANSAS

Mitcham, Marty 1977 '78 '79
 Mitchell, Bruce 1973 '74 '76
 Mitchell, Ernest 2005 '06
 Mitchell, James 1895 '96
 Mitchell, Monroe 1983
 Mitchell, Verl 1992 '93 '94 '95
 Mobra, Frank 1949
 Mohammed, Alfred 1978 '79 '81 '82
 Mohr, Mike 1984
 Monday, James 1984
 Money, Shannon 1998 '99 '00 '01
 Monk, Marcus 2004 '05 '06
 Monroe, James 1956 '58 '59*
 Montgomery, Bill 1968 '69 '70
 Montgomery, Lloyd 1936 '37
 Moody, Billy Joe 1960 '61 '62
 Mook, Ed 1994
 Moon, Phillip 1978 '79 '80
 Moore, Billy 1960 '61 '62*
 Moore, Clarke 2002 '03 '04 '05
 Moore, Charlie 1960 '61
 Moore, Derek 2004
 Moore, George J. 1905
 Moore, H. Dade 1894
 Moore, Henry 1953 '54 '55*
 Moore, James L. 1895
 Moore, Jerry 1961
 Moore, Jerry 1968 '69 '70
 Moore, Jess 1903 '04*
 Moore, Joe Faye 1927 '28 '29
 Moore, Tommy 1961 '62 '63
 Mooty, Jerry 1965
 Mooty, Jim 1957 '58 '59
 Moran, Jack 1965 '66
 Moran, George 1952
 Morgan, Claud 1923
 Morgan, Tyler 2004 '05
 Morreale, Rossi 1997 '98 '99
 Morris, Jack 1970
 Morris, James 1985 '87 '88
 Morris, Teddy 1978 '79 '80 '81*
 Morrison, Matt 1972 '73 '74
 Morrison, Pat 1968 '69 '70
 Morrow, David G.
 Morrow, Ric 1975 '76
 Mortensen, Alex 2005
 Morton, Dickey 1971 '72 '73*
 Morton, Lock 1923
 Mosely, Frank 1937 '38
 Moseley, John 1972
 Mosley, Bo 2000 '01 '02 '03
 Mosley, Eddie 1995 '96
 Mosier, Cody 1988 '91
 Moss, Jacob 2003
 Moss, Ontraia 1996 '97 '98 '99
 Muldrew, Corey 2000 '01
 Mullins, Jim 1967 '68 '69

Mullins, T.C. 1904 '05
 Mulrenin, Cass 1917
 Munson, Mike 1985
 Murphy, Tom 1931 '32 '33
 Murphy, Wes 2002 '03 '05 '06
 Murrey, Joe H. 1913
 Murrey, J.T. 1914
 Mustain, Mitch 2006

N

Nagy, Tony 1992 '94
 Nalley, Chuck 1999 '00 '01 '02*
 Nalley, Louis 1966 '67 '68
 Nations, Leslie 1931 '32
 Neal, Aubrey 1938 '40 '41
 Nealon, Richard 1950
 Neely, Walter 1931
 Nelson, Saint 1996
 Nelson, Walter 1971 '72
 Nelson, Willis J. 1907 '08* '09
 Nero, Norman 1995 '96 '97 '98
 Nesbit, Robert 1950
 Nesbit, Gerald 1955 '56 '57*
 Newby, Jack 1933 '34
 Nicholas, Rhody 1943
 Nichols, Bobby 1969 '70 '71*
 Nichols, Cory 1995 '96 '97
 Nichols, Q.B. 1912
 Nix, Edsel 1951 '52 '53
 Nix, John 1957
 Nix, Robert 1964 '65*
 Norman, Nathan 1996 '97 '98 '99
 Norman, W.S. 1894
 Northern, Buddy
 Norton, Delbert A. 1905
 Norton, Jerrell 2006
 Norwood, Gordon 1967 '68
 Norwood, Ray 1910
 Nunnerly, Mike 1992 '93 '94 '95
 Nutt, Danny 1984
 Nutt, Houston 1976 '77

O

O'Brien, Kelvin 1973 '74
 O'Donohoe, Brennan 2000 '01 '02 '03
 O'Neal, Wesley 2001 '02
 Okoli, Ramon 1993
 Olajubutu, Sam 2003 '04 '05 '06*
 Oliver, Chris 1990 '91 '92 '93
 Ollison, Tony 1987 '88 '89 '90
 Olney, Lee S. 1903 '04 '05
 Ordonez, Ish 1978 '79 '80
 Orrick, C.E. 1907 '08 '09
 Osborne, Pervis 2000 '02
 Ousley, Carlos 2002 '03

Overby, Rogers 1955 '56
 Owen, B.A. 1936 '37
 Owenby, Tatum 2000 '01
 Owens, Kerry 1985 '86 '87 '88*
 Owens, Lewis F. 1896 '97 '98
 Owens, W.B. 1938

P

Painter, Zac 1995 '96 '97 '98
 Paldino, Paul 1941 '42
 Palmer, Courtney 1990
 Parker, L.L. 1905 '06
 Papageorge, George 1948 '49
 Parchman, O.D. 1913 '14
 Parker, Curtis 1924 '25
 Parker, Dudley 1975
 Parker, Guy 1968 '69 '70
 Parker, J.H. 1895
 Parker, Mike 1962 '63*
 Parker, Sam 1938 '39
 Parker, Shelton 2000 '01 '02
 Parker, Stephen 2004 '05 '06
 Parks, Eric 1998
 Parks, Limbo 1985 '86
 Parks, Ray 1976
 Parmar, Mike 1973 '75
 Parrish, Norm 1977
 Parson, Gary 1968 '69
 Payne, Kyle 2005
 Peacock, Max 1967 '68
 Pearce, Howard 1940
 Pearce, LeRoy 1954
 Pearson, Bobby 1955
 Pearson, Radale 2000
 Peebles, Titus 2003 '04
 Peavy, Dean 1990 '92 '93 '94
 Pennington, Don 1948
 Pense, Leon 1943 '44
 Pensell, Larkus 1958
 Perdue, Gordon 1917
 Perdue, Monroe 1919
 Perry, Caleb 2000 '02 '03
 Perry, Gene 2003 '04
 Perry, James 1993
 Perry, Pat 1952
 Perry, Stuart 1955 '56 '57
 Perryman, S.S. 1898
 Peters, Jason 2001 '02 '03
 Peters, Jim 2000 '01
 Peters, Raymond 1947 '48
 Petray, Allen 1973 '74 '75
 Petrus, Mitch 2005 '06
 Petty, Jermaine 1999 '00 '01
 Phillip, H.E. 1906 '07 '09 '10 '11
 Phillips, Chief 1912
 Phillips, Danny 1977 '78 '79 '80
 Phillips, Harold Jiggs 1950
 Phillips, Loyd 1964 '65 '66
 Phillips, Mackenzie 1988 '89 '91
 Phillips, M.R. Stanley 1907 '08 '09*
 Phillips, Terry Don 1966 '68 '69
 Phillips, William H. 1930 '31 '32
 Pickens, Billy 1951 '52 '53
 Pickett, Daryal 1980 '81
 Pickett, Ivan 1991 '92
 Pierce, Bill 1980
 Pierce, Mark 2001 '02 '03
 Pinkston, Greg 1955 '56 '57
 Pipkin, Joyce 1946* '47
 Pitner, Matt 1989 '90
 Pitts, R.C. 1941
 Plafcan, Cole 1994
 Plunk, Jim 1997
 Poff, A.A. 1912
 Polk, Tommy 1961 '62
 Pollard, J.W. 1895 '96
 Poole, Dedrick 2002 '04 '05
 Poole, H.L. Ike 1933 '34 '35
 Potts, Thomas O. 1896
 Powell, Cliff 1967 '68 '69*
 Powell, William 1969
 Poydras, Marcellus 1999 '00 '01 '02
 Prescott, Mark 1980
 Pressley, Chase 2003 '05 '06
 Preston, Doyle 1992 '93
 Price, Jim 1963 '64
 Price, John 1982
 Price, Kerwin 1988 '89 '90 '91

Price, Donny 1973
 Pritchard, Ross 1946 '47 '48 '50
 Procter, Bobby 1953 '54*
 Proud, Bryan
 Pruitt, Grant 1998
 Pruett, John R. 1905
 Pryor, Jerry 1992
 Pryor, R. Dean 1950 '51 '52*
 Ptak, James V. 1919
 Pullen, James 1964
 Putman, L.E. 1896

R

Raether, Pete 1990 '91 '92
 Ragland, H.S. 1901 '02 '03*
 Rainwater, Elmer 1922 '23
 Ramey, Paul 1967
 Ramsey, Charles 1953
 Ramsey, Louis 1940 '41
 Randolph, Billy R. 1943
 Rankin, Roxie 1943
 Ratcliff, E.M. 1912 '13
 Rawlings, Ralph 1936 '37
 Ray, Alvin 1998 '00
 Ray, Herman 1934
 Reavis, David 1970 '71 '72
 Reber, Kent 1981 '82 '83
 Reed, Don 1956
 Reed, Jim Ed 1997 '99 '00
 Reed, J.L. 1912
 Reed, R.G. 1912
 Reed, Robert 1994
 Reed, Scott 1983
 Reed, Tom 1970 '71 '72*
 Rees, John Aaron 2005 '06
 Rees, John 1968 '69 '70
 Reginelli, Phillip 1951 '53
 Reichardt, Chris 1914 '15 '16*
 Reichert, James 1947 '48
 Reid, Jim 1956
 Reinig, Mike 1976
 Reith, Jerry 2002 '03
 Renfro, Elza 1923
 Reppond, Mike 1970 '71 '72
 Reuter, Buddy 1958 '59
 Revard, Ron 1971 '72
 Reynolds, Bobby 1962
 Rhiddlehoover, Jon 1972 '73 '74
 Rhodes, Danny 1971 '72 '73*
 Rhyme, Jake O. 1912
 Richard, Don 1947
 Richard, Jack S. 1948 '50
 Richardson, Ernie 1965
 Richardson, Jon 1970 '71 '72
 Richardson, Lawrence 2001 '02 '03
 Richardson, Matteredal 2004 '05 '06
 Richardson, Richard 1979 '80 '81 '82*
 Reiderer, Don 1948 '49 '50
 Riley, Ozzie 1977 '78 '79
 Rinehart, Jim 1949 '50 '51
 Ritschel, Don 1956 '57 '58
 Rivers, Scott 1994 '95 '96*
 Robbins, Jack 1935 '36 '37*
 Roberts, Odus 1937
 Roberts, Theron 1946 '47 '49
 Roberts, Wayland 1953 '54 '55
 Robinson, Antwain 2005 '06
 Robinson, Gary 1964*
 Robinson, Jack 1929 '30 '31
 Robinson, Lerinezo 2002 '03 '04 '05
 Robinson, Michael 2003 '04
 Roebuck, Gene 1958
 Rogers, Darren 2002 '03 '04
 Rogers, Tommy H. 1894 '95
 Rogers, William Buddy 1948 '49 '50
 Rogers, Yandell 1922 '23 '24*
 Rolen, Chad 1987 '88 '89 '90*
 Roper, Bobby 1964 '65*
 Roper, Gary 1974
 Roper, Kyle 2002 '03 '04 '05*
 Rose, Glen 1925 '26 '27
 Ross, J.R. 1976 '77
 Roth, Jim 1952 '53 '54*
 Rouse, James 1985 '87 '88 '89
 Rowland, Eckel 1949
 Rownd, Ed 1971 '72 '73
 Rucker, Choice 1933 '34 '35*
 Rucker, Jeff 1924 '25
 Rucker, Paul 1932 '34
 Ruckers, Madison 1942

Rudasill, Bill 1983
 Rudd, James T. 1912 '13 '14* '15*
 Ruggles, William A. 1900 '01 '02
 Ruple, Ernest 1965 '66 '67*
 Rusher, Gus 1969 '70 '71
 Rushing, Gerald 1920 '21 '22
 Rushing, Jack 1948 '49 '50
 Russell, Derek 1987 '88 '89 '90
 Russell, Randy 1989
 Rutherford, R.P. 1895 '96
 Rutledge, John 2000
 Rystrom, Tom 1976

S

Sadler, Dennis 1972
 Sadler, Nelson 1927
 Sadler, Wm. P. 1914 '15
 Sagley, Floyd 1951 '52 '53
 Sain, Tommy 1964 '65
 Saint, Mike 1970 '71 '72
 Saint Pierre, Bob 1952
 Sales, Roland 1977 '78 '79*
 Saliba, Eddie 1937
 Salley, Bryan 1979
 Sallings, Max 1941 '42
 Sampson, Howard 1974 '75 '76 '77*
 Sanders, C.F. 1895
 Sanders, Carrel 1917
 Sanders, Curtis 1998 '99
 Sanders, David 1994 '95 '96 '97
 Sanders, Percy 1935 '36
 Sandlin, Kenny 1998 '99 '00 '01*
 Savage, Jeff 1992
 Saxton, Jerry 1977 '78
 Scanlon, Kevin 1978 '79
 Scalet, Joe 1938
 Scarbrough, David 1941 '42
 Schalchin, George 1912
 Schaufele, Louis 1948 '49 '50
 Schaufele, Mike 1967
 Scheel, Doug 1971 '73
 Schell, David 1984 '85 '86 '87
 Schmidt, Harold 1940
 Schoolcraft, Jim 1982 '83
 Schoonover, Wear 1927 '28 '29
 Schumchyk, Frank 1944
 Schumchyk, Mike 1944 '45 '48
 Scott, Brad 1924 '25* '26
 Scott, Carl L.
 Scott, Clyde 1946 '47 '48*
 Scott, Earl 1992 '93 '94 '95
 Scott, John T. 1900
 Scott, Justin 2001 '02 '03*
 Scott, Mike 1976 '77 '78
 Scott, Tracy 1949
 Seamster, Savoy 1935
 Seawell, A.C. 1895
 Seawell, W.L. 1895
 Secret, Earl 1930 '31*
 Secrest, Jack 1929
 Sellers, Jimmy D. 1957
 Shaddox, John 1946 '49
 Shakelford, J.M. 1916
 Shantz, Bobby 1980 '81 '82
 Shantz, Joe 1978 '79 '80
 Shavers, Marcus 2005 '06
 Shaw, Calvin 1980 '81 '82 '83
 Shaw, Homer 1926
 Shaw, Thurman 1979 '80 '81
 Shelby, Shannon 1993 '95
 Shepherd, Mike 1986 '87 '88 '89*
 Sheppard, Malcolm 2006
 Sherland, Mark 1932 '33 '34
 Shibest, James 1983 '84 '85 '86*
 Shimer, Rick 1987 '88 '89 '90
 Shockley, Brett 1999 '00
 Hofner, Jim 1945
 Shoup, Brad 1976 '77 '78
 Showers, Carlos 1993 '94 '95 '96
 Shumaker, Rick 1976 '77 '78
 Sickle, Clifford 1936*
 Sidney, Shannon 1994 '95 '96 '97
 Sigman, Mike 1966 '67 '68
 Silliman, W.E. 1911
 Simington, Milton 1938 '39 '40
 Simpson, Jim 1986 '87 '88
 Simpson, Travis 1948 '49 '50
 Sims, Buddy 1964
 Sims, Chuck 1972 '73
 Sims, Desmond 2003 '04 '05 '06*



Sophomore Hezekiah Smith saw a lot of action on special teams in 2006, but he also earned snaps at fullback and had 61 yards on nine carries.



RAZORBACK FOOTBALL



Singer, Saul 1938 '39
 Sisson, Walter 1941
 Skillern, James 1915
 Skinner, Gerald 1973 '74 '75 '76
 Skinner, Jacob 2003 '04 '05 '06
 Skinner, Jerol 1991
 Slaughter, Justin 2004
 Slay, T.C. 1997 '00
 Sloan, Chester C. 1898 '99*
 Sloan, Dwight 1936 '37
 Smart, David 1985 '86
 Smith, Arlis 1917 '20 '21
 Smith, Billy Ray Sr. 1954 '56
 Smith, Billy Ray Jr. 1979 '80 '81 '82*
 Smith, Calvin 1945
 Smith, Carl C. 1899
 Smith, Clarence 1920 '21 '22*
 Smith, Cornelius 1976 '77
 Smith, Darrell 1999
 Smith, Demetrius 1990 '91 '93 '94
 Smith, Dewitt 1967 '68 '69
 Smith, Elmer 1949
 Smith, Emanuel 1996 '97 '98 '99
 Smith, Fred 1924
 Smith, Gerald 1986 '87
 Smith, Hezekiah 2006
 Smith, Howard
 Smith, James H. 1949 '50 '51
 Smith, James R. 1945
 Smith, Jarrette D. 1948 '49
 Smith, L.P. 1916 '17 '18 '19
 Smith, Mark 1986
 Smith, Mark 1993 '94 '95 '96*
 Smith, Martin 1982
 Smith, Michael 2006
 Smith, Minor 1924 '25 '26
 Smith, Richard 2000 '01 '02 '03
 Smith, Robin
 Smith, Rollen 1973 '74*
 Smith, Ronnie Mac 1962 '63 '64*
 Smith, Tim 1987
 Smith, Trey 1982
 Smith, Wm. Joseph 1951
 Smith, Zack 1938
 Smithey, Claude 1964 '65 '66
 Snider, Zach 2005
 Snowden, Michael 1996 '97 '98 '00
 Soli, Junior 1992 '93 '94 '95
 Sorahan, Ryan 2001 '02 '03
 Souter, Ted 1954 '55 '56*
 South, Ronny 1965 '67
 Southerland, William 1938
 Spain, Harold 1951 '52 '53
 Spangler, Shannon 1989
 Spann, Dwayne 1988
 Sparks, Claude 1908 '09
 Sparks, Stan 1962 '63
 Spencer, Edward 1954
 Spencer, Terry 1990 '91 '92
 Sperring, James 1951 '52
 Spillers, Ray 1934 '35 '36
 Spivey, Bill 1933 '34
 Spriggs, David 1974
 Stallings, Randall 1936 '37 '38
 Stancil, William 1948 '49
 Stankovitch, Bob 1968 '69
 Stanley, Tom E. 1902 '03 '05
 Stansberry, E.E. 1914 '15 '16
 Stavely, Mark 2002
 Steelman, Harold 1954 '55
 Steger, Curtis 1984
 Stendel, Marvin 1950
 Stevenson, James E. 1916
 Stewart, George 1978 '79 '80*
 Stewart, Randy 1963 '64 '65*
 Stewart, Terry 1967 '68 '69
 Stewart, Wayne 1986 '87 '88
 Stiggers, Gary 1977 '78 '79 '80
 Stinson, Rod 1997 '98 '99 '00
 Stitten, John 1984 '85 '86 '87
 Stockdell, Cary 1968 '69
 Stockton, Harold 1948 '50
 Stoerner, Clint 1996 '97 '98 '99*
 Stolt, Alan
 Stone, Donnie 1956 '57 '58
 Storey, Shane 1987
 Stout, Robert 1937 '38 '39
 Stout, Louis 1930 '31 '32
 Stover, Donald 1912
 Strain, Ray 1972
 Straschinsky, Ray 1990 '91 '92 '93

Street, Russell 1999
 Strickland, J.S. 1897
 Stringer, Tom 1951
 Struebing, Don 1993
 Sullivan, Jerry 1977 '78
 Summerall, Pat 1949 '50 '51*
 Summers, Scott 2002
 Sutherland, Bruce 1978 '81
 Sutton, John 1975
 Sutton, John 1940 '41
 Sutton, Wm. Buddy 1950 '51 '52*
 Swanson, Bill 1983
 Swartz, Anthony 1994 '95
 Swartz, Matt 2000
 Switzer, Barry 1957 '58 '59*
 Switzer, Greg 1988 '89 '90 '91

T

Tackett, Buddy 1962 '63
 Tallent, Major 1948
 Talley, Fred 2000 '01 '02*
 Tanner, Terry 1980
 Tatum, Terry 1982 '83 '84 '85
 Taylor, Brad 1981 '82 '83 '84
 Taylor, Jim 1971 '72
 Taylor, John 1975 '76
 Tegethoff, Carl 1981 '82
 Temple, Charlie 1949
 Templeton, Mason 2004 '05 '06
 Thielemann, R.C. 1973 '74 '75 '76
 Thomas, Barry 1982 '83
 Thomas, Bill 1943
 Thomas, Brad 1973 '74 '75
 Thomas, Billy Ray 1944 '46 '47 '48
 Thomas, Champ 1967
 Thomas, Curtis 1991 '93 '94
 Thomas, Derrick 1983 '84 '85 '86*
 Thomas, Floyd 1947
 Thomas, Greg 1984 '85 '86 '87*
 Thomas, Mick 1989 '90 '91
 Thomas, Travis 1922 '23 '24
 Thomas, Will 1901
 Thomason, George 1950 '51 '52
 Thomason, Joe 1953 '54 '55
 Thompson, David 2004 '05
 Thompson, Derrick 1992
 Thompson, Lance 2005 '06
 Thompson, Skip 1987 '88
 Thorpe, Wilfred 1937 '38 '39
 Thornton, DuVall 1947 '48 '49
 Tibbitts, Joe 1941 '42
 Tidwell, Chris 1995
 Tolbert, James 1979 '80 '81
 Toole, Drew 1971 '72
 Toussaint, James 2002
 Towler, George F. 1898
 Townsend, Curtis 1975 '76
 Trail, Ray 1960 '61 '62*
 Trail, Richard 1964 '65 '66
 Trainor, Kendall 1985 '86 '87 '88
 Trantham, Tommy 1965 '66 '67
 Tranum, Billy 1957 '58 '59
 Travis, Tony 1992
 Tribble, Russ 1973 '75
 Triesch, Conrad 1914
 Troillett, Ralph 1952 '53*
 Troxell, Billy F. 1948
 Troxell, Jack 1951 '52
 Trusty, Reggie 1988 '89
 Trusty, Ronnie 1980 '81
 Tubbs, Zac 2002 '03 '04 '06*
 Tunnah, B. 1910
 Turner, A.S. 1911 '13 '14
 Turner, John 1970
 Turner, Keith 2000 '02
 Turner, Terry 1970

U

Ugoh, Tony 2003 '04 '05 '06*
 Underwood, Ronnie 1954 '55 '56
 Upchurch, Andy 1983 '84 '85*
 Uptmoor, Bernard 1928 '29 '30

V

Van Dover, Jimmy 1956 '58
 Van Dyke, Sammy 1984 '85 '86 '87
 Van Es, Wendell
 Van Poucke, M.L.

Van Sickle, Clifford 1934 '35 '36*
 Van Sickle, Clyde 1927 '28 '29
 Valdez, Jose 2006
 Vanderverter, James 1899
 Vanvalkenburgh, Horace 1904 '05
 Vanvalkenburgh, Wm. M. 1906
 Vaughn, Vickiel 2002 '03 '04 '05*
 Vavra, Brian 2005 '06
 Verna, Thomas Jerry 1951
 Vestal, Steve 1970
 Vickers, Rick 1970
 Villarreal, Ernie 1984 '86
 Vincenheller, Ashton 1897 '98 '99 '00*
 Vinnett, Darus 2004 '06*
 Volentine, Paul 1913

W

Wade, Chris 2006
 Wade, Vernon 1992 '93 '94
 Wait, Matt 1994 '95 '96 '97
 Walker, George 1954 '55 '57*
 Walker, George Rea 1962 '63*
 Walker, Jimmy 1975 '76 '77 '78*
 Walls, Gavin 2001 '02*
 Walls, Stephen 1990 '91 '92
 Walston, Dave 1962 '63
 Walters, Danny 1980 '81 '82
 Walters, Steve 1969 '70
 Ward, Bill 1950
 Warren, Billy 1983 '84
 Warren, Chris 1975 '76
 Warren, Corey 2000
 Warren, Earl 1953
 Warren, Robert 1952 '53
 Washburn, Jeremiah 1997 '98 '99
 Washington, Cedric 2003 '04 '05 '06
 Washington, Charles 1983 '84 '85 '86*
 Washington, Dallas 2004 '06
 Watkins, James 1906
 Watkins, Larry 1964 '65 '67*
 Watkins, Wayne 1952
 Watkins, William 1973
 Watson, Alan 1973 '74
 Watson, John R. 1903
 Watters, Orlando 1991 '92 '93
 Weatherford, Zach 1994
 Weatherston, Jr., Carl 1944
 Webb, Charles W. 1902
 Webster, Tim 1968 '69 '70
 Weems, Orson 1981 '82 '83
 Welch, Charles 1923
 Welch, Jerry 1962 '63 '64*
 Wells, Ira 1983 '84
 Wells, John A. 1948
 Wesley, Donte 1998
 Wessinger, Randy 1978 '79 '80
 West, A.L. 1898
 Westerman, Bruce 1990
 Westphal, Benny 1973 '75
 Wewetzel, Jeff 1988 '89
 Wheat, John 1971 '72
 Wheeler, Earl 1943 '44 '45* '46
 Whisenhunt, Jim 1966
 White, Barnabas 1974 '76 '77
 White, Bob 1966 '67 '68
 White, Bryan 1984 '85 '86 '87
 White, Dale 1975 '76 '77 '78
 White, Eddie 1981 '82 '84
 White, Larry 1975 '76
 White, LaZerius 1999 '00 '01*
 White, Marsh 1972 '73
 White, Nathaniel 1982 '84 '85 '86
 White, Steed 1946 '47
 Whitfield, Billy 1957
 Whitmore, Marcus 2003 '04*
 Whittaker, Leon 1947
 Whitted, Erik 1984 '85 '86 '87
 Whitworth, Charles 1955 '56 '57
 Wilber, Rusty 1976 '77
 Wilcoxon, Robert 1982 '83 '84
 Wiley, Brian 2000
 Wilkins, Charles 1925
 Williams, Bobbie 1996 '97 '98 '99
 Williams, Bobby 1960
 Williams, Calvin 1984 '85
 Williams, Dale 1984 '85
 Williams, Damian 2006
 Williams, Darrell 1959 '60 '61
 Williams, Desmond 2005 '06
 Williams, Eddie "Boo" 1999 '00

Williams, Fred 1949 '50 '51
 Williams, Gary 1978
 Williams, Jarrell 1959 '60
 Williams, Jim 1963 '64 '65*
 Williams, Jimmy 1988 '89
 Williams, John 1920
 Williams, Les 1970 '71 '72
 Williams, Michael 1996 '97 '98 '99
 Williams, Patrick 1987 '88 '89
 Williams, Paul X. 1928
 Williams, Ray E. 1920 '21 '22
 Williams, Rickey 1984 '85 '86 '87*
 Williams, Stanley 1977 '78
 Williams, Tom 1923
 Williamson, John 1989
 Wilson, Bill 1957
 Wilson, Clint 1983
 Wilson, George 2001 '02 '03*
 Wilson, Harry 1997 '98
 Wilson, Jeremy 1996
 Wilson, Joe Bill 1954
 Wilson, Richard 1980
 Wilson, William 1915 '16 '17
 Wilson, William O. 1902 '03
 Wingfield, Greg 1985
 Winkleman, Ben 1917 '18 '19 '20 '21*
 Winkleman, Charles 1924
 Winston, Billy 1986 '87 '88 '89
 Winston, Dennis 1973 '74 '75 '76
 Winston, Marc 2005
 Winston, Rodney 1988 '89 '90
 Winters, Alva 1926 '27 '28*
 Wise, Floyd 1928
 Wishon, Waylon 1992 '93 '94
 Withers, Art 1937
 Witty, Eldo 1924
 Wood, Charles Fox 1900 '01 '02
 Wood, Clark 1900 '01 '02
 Wood, John Shirley 1904 '05 '06*
 Wood, Stanley 1922
 Woodbury, Derrick 1992
 Woodell, Lloyd 1936 '37 '38*
 Woodlee, Eddie 1964 '65 '66
 Woodman, Lloyd 1954
 Woods, Gary 1979
 Woods, Kevin 2004 '05 '06
 Woods, Wayne 1956
 Woolfolk, Kirk 1977 '78 '80
 Worrell, Darren 1986 '87 '89
 Worthington, Jim 1961 '62
 Wren, Hudson 1927 '28
 Wren, Ronnie 1974
 Wright, A.E. 1908 '09
 Wright, Lindsay 1894*
 Wright, Sam 1906
 Wright, Shannon 1989 '90 '92
 Wright, Todd 1989 '90 '91 '92


Wunderly, Don 1971 '72*
 Wyatt, Kevin 1982 '83 '84 '85
 Wynn, Robert 1988
 Wynn, Roger 1976
 Wynne, Clayton 1940 '41 '42*
 Wynne, Tommy 1935

Y

Yager, Richard 1991 '92 '93
 Yarborough, Byron 1984 '85 '86
 Yates, A.J. 1938 '39 '40*
 Yeager, Kelly 1991 '92 '93
 Yoder, Douglas 1972 '73 '74 '75
 Yoes, Oran C. 1920
 Young, Charles 1949
 Young, Clint 1910 '11
 Young, Henderson 1919
 Young, James 1943 '44*
 Young, Michael 2004
 Young, Theo 1983 '84 '85 '86

Z

Zinamon, Berg 1980 '81 '82 '83*
 Zoll, Alan A. 1915 '16



Roland Sales, a captain on the 1979 squad, ran for 205 yards and two touchdowns on 22 carries in the 31-6 victory over No. 2 Oklahoma in the 1978 Orange Bowl.



UNIVERSITY OF ARKANSAS

2006
 Frank Broyles, AD
 Houston Nutt, HC
 Reggie Herring, DC/LB
 Gus Malzahn, OC/WR
 Mike Markuson, OL/Running Game Coord.
 Alex Wood, QB/Passing Game Coord.
 Bobby Allen, CB
 Louis Campbell, Secondary
 Danny Nutt, RB
 Tracy Rocker, DL
 James Shibest, TE/Specialists

2005
 Frank Broyles, AD
 Houston Nutt, HC
 Reggie Herring, DC/LB
 Mike Markuson, OL/Running Game Coord.
 Roy Wittke, QB/Passing Game Coord.
 Bobby Allen, CB
 Clifton Ealy, TE
 Danny Nutt, RB
 Tracy Rocker, DL
 James Shibest, WR/Specialists
 Chris Vaughn, S/Rec. Coord.

2004
 Frank Broyles, AD
 Houston Nutt, HC
 Dave Wommack, DC/ILB
 Mike Markuson, OL/Running Game Coord.
 Roy Wittke, QB/Passing Game Coord.
 Bobby Allen, Secondary
 Clifton Ealy, TE
 Danny Nutt, RB
 Tracy Rocker, DL
 James Shibest, WR/Specialists
 Chris Vaughn, OLB/Rec. Coord.

2003
 Frank Broyles, AD
 Houston Nutt, HC
 Dave Wommack, DC/ILB
 Mike Markuson, OL/Running Game Coord.
 Roy Wittke, QB/Passing Game Coord.
 Bobby Allen, CB/FS
 Clifton Ealy, TE
 Danny Nutt, RB
 Tracy Rocker, DL
 James Shibest, WR/Specialists
 Chris Vaughn, OLB/SS/Rec. Coord.

2002
 Frank Broyles, AD
 Houston Nutt, HC
 Dave Wommack, DC/CB/FS
 Bobby Allen, ILB/MLB
 David Lee, QB
 Mike Markuson, OL
 Danny Nutt, RB
 George Pugh, TE/Rec. Coord.
 Kacy Rodgers, DL
 James Shibest, WR/Specialists
 Chris Vaughn, OLB/SS

2001
 Frank Broyles, AD
 Houston Nutt, HC
 John Thompson, DC/ILB
 Bobby Allen, DL
 David Lee, QB
 Mike Markuson, OL
 Danny Nutt, RB
 George Pugh, Rec. Coord./WR
 James Shibest, TE/Specialists
 Chris Vaughn, OLB
 Dave Wommack, Secondary

2000
 Frank Broyles, AD
 Houston Nutt, HC
 Fitz Hill, Asst. HC/Rec. Coord./WR
 Bobby Allen, Co-DC/LB
 John Thompson, Co-DC/Secondary
 Joe Ferguson, QB
 Bill Johnson, DL
 Mike Markuson, OL
 Danny Nutt, RB
 James Shibest, TE/Special Teams
 Chris Vaughn, Bandits/Rovers

1999
 Frank Broyles, AD
 Houston Nutt, HC

Bobby Allen, Co-DC/ILB
 Keith Burns, Co-DC/Secondary
 Clifton Ealy, Bandits/Rovers
 Joe Ferguson, QB
 Fitz Hill, WR
 Mark Hutson, TE/Special Teams
 Bill Keopple, DL
 Mike Markuson, OL
 Danny Nutt, RB

1998
 Frank Broyles, AD
 Houston Nutt, HC
 Bobby Allen, Co-DC/ILB
 Keith Burns, Co-DC/Secondary
 Clifton Ealy, Bandits/Rovers
 Joe Ferguson, QB
 Fitz Hill, WR
 Mark Hutson, TE/Special Teams
 Bill Keopple, DL
 Mike Markuson, OL
 Danny Nutt, RB

1997
 Frank Broyles, AD
 Danny Ford, HC
 Miles Aldridge, DC/LB
 Kay Stephenson, OC/RB
 Louis Campbell, AHC/DB
 Mike Bender, OG/C
 Joe Ferguson, QB
 Fitz Hill, WR
 Charley North, OT/TE
 Jim Washburn, DL
 Dennis Winston, OLB

1996
 Frank Broyles, AD
 Danny Ford, HC
 Miles Aldridge, DC/LB
 Mike Bender, OL
 Louis Campbell, AHC/DB
 Rockey Felker, QB
 Fitz Hill, WR
 David Mitchell, RB
 Charley North, OT/TE
 Joe Pate, LB
 Jim Washburn, DL

1995
 Frank Broyles, AD
 Danny Ford, HC
 Mike Bender, OL
 Louis Campbell, DB
 Joe Lee Dunn, DC
 Rockey Felker, QB
 Fitz Hill, WR
 David Mitchell, RB
 Charley North, OT/TE
 Joe Pate, LB
 Jim Washburn, DL

1994
 Frank Broyles, AD
 Danny Ford, HC
 Louis Campbell, DB
 Rockey Felker, QB
 Fitz Hill, WR
 Buddy King, OT/TE
 Joe Kines, AHC/DC
 David Mitchell, RB
 Joe Pate, LB
 Larry Van Der Heyden, OG/C
 Jim Washburn, DL

1993
 Frank Broyles, AD
 Danny Ford, HC
 Louis Campbell, DB
 Greg Davis, QB
 Rockey Felker, RB
 Fitz Hill, WR
 Buddy King, OT/TE
 Joe Kines, AHC/DC
 Joe Pate, DL
 Scott Smith, LB
 Larry Van Der Heyden, OG/C

1992
 Frank Broyles, AD
 Jack Crowe, HC
 Louis Campbell, DB
 Scott Conley, TE
 Greg Davis, OC/QB
 J.B. Grimes, OL
 Fitz Hill, DB/LB
 Joe Kines, DC/ILB
 Houston Nutt, WR

Joe Pate, AHC/DL
 Ken Rucker, RB

1991
 Frank Broyles, AD
 Jack Crowe, HC
 Louis Campbell, DB
 Scott Conley, TE
 J.B. Grimes, OL
 Bill Johnson, DL
 Joe Kines, DC/ILB
 Houston Nutt, WR
 Joe Pate, AHC/OLB
 Ken Rucker, RB
 Charlie Weatherbie, QB

1990
 Frank Broyles, AD
 Jack Crowe, HC
 Louis Campbell, DB
 Scott Conley, OLB
 J.B. Grimes, OL
 Bill Johnson, DL
 Houston Nutt, WR
 Joe Pate, DC/LB
 Jerry Pullen, TE
 Ken Rucker, RB
 Charlie Weatherbie, QB

1989
 Frank Broyles, AD
 Ken Hatfield, HC
 Wally Ake, ILB
 Larry Beckman, OG/C
 Larry Brinson, RB/FB
 Dick Bumpas, DL
 Jack Crowe, OC/QB
 J.B. Grimes, OT/TE
 Roger Hinshaw, OL
 Bob Trott, DB
 Richard Wilson, WR

1988
 Frank Broyles, AD
 Ken Hatfield, HC
 Wally Ake, DL
 Larry Beckman, OL
 Larry Brinson, RB
 Fred Goldsmith, DC/ILB
 Jim Goodman, WR
 Roger Hinshaw, OLB
 David Lee, QB/FB
 Bob Trott, DB
 Ken Turner, TE/K

1987
 Frank Broyles, AD
 Ken Hatfield, HC
 Wally Ake, DL
 Larry Beckman, OL
 Larry Brinson, RB
 Fred Goldsmith, DC/ILB
 Jim Goodman, WR
 Roger Hinshaw, OLB
 David Lee, QB/FB
 Bob Trott, DB
 Ken Turner, TE/K

1986
 Frank Broyles, AD
 Ken Hatfield, HC
 Wally Ake, DL
 Larry Beckman, OL
 Larry Brinson, RB
 Fred Goldsmith, DC/ILB
 Jim Goodman, WR
 Roger Hinshaw, OLB
 David Lee, QB/FB
 Bob Trott, DB
 Ken Turner, TE/K

1985
 Frank Broyles, AD
 Ken Hatfield, HC
 Wally Ake, DL
 Larry Beckman, OL
 Jesse Branch, WR
 Larry Brinson, RB
 Fred Goldsmith, DC/ILB
 Roger Hinshaw, OLB
 David Lee, QB/FB
 Bob Trott, DB
 Ken Turner, TE/K

1984
 Frank Broyles, AD
 Ken Hatfield, HC
 Wally Ake, DL

Larry Beckman, OL
 Jesse Branch, WR
 Larry Brinson, RB
 Fred Goldsmith, DC/ILB
 Roger Hinshaw, OLB
 David Lee, QB/FB
 Bob Trott, DB
 Ken Turner, TE/K

1983
 Frank Broyles, AD
 Lou Holtz, HC
 Jesse Branch, OB
 Pete Cordelli, WR
 Harvey Hampton, DE
 Rich Olson, DB
 Bob Shaw, LB
 Jim Strong, OT/TE
 Mike Tolleson, DL
 Don Lindsey, AHC/DC
 Ken Turner, OG/C/K

1982
 Frank Broyles, AD
 Lou Holtz, HC
 Larry Beightol, OC/OL
 Jesse Branch, WR
 Sam Goodwin, OB
 Don Lindsey, AHC/DC
 John Mitchell, DE
 Rich Olson, DB
 Ken Turner, TE/K
 Bob Shaw, LB

1981
 Frank Broyles, AD
 Lou Holtz, HC
 Larry Beightol, OC/OL
 Jesse Branch, WR
 Sam Goodwin, OB
 Don Lindsey, DC/LB
 John Mitchell, DE
 Rich Olson, DB
 Ken Turner, TE/OL/K
 Fred von Appen, DL

1980
 Frank Broyles, AD
 Lou Holtz, HC
 Larry Beightol, AHC/OL
 Jesse Branch, DB
 Don Breaux, OB
 Bob Cope, DC
 Harold Horton, DL
 John Konstantinos, WR
 John Mitchell, DE
 Ken Turner, TE/K

1979
 Frank Broyles, AD
 Lou Holtz, HC
 Jesse Branch, WR
 Don Breaux, OB
 Bob Cope, DB
 Harold Horton, DL
 Monte Kiffin, DC/AHC
 John Konstantinos, TE
 John Mitchell, DE
 Ken Turner, OL/K

1978
 Frank Broyles, AD
 Lou Holtz, HC
 Larry Beightol, OC
 Jesse Branch, WR
 Don Breaux, OB
 Bob Cope, DB
 Harold Horton, DL
 Monte Kiffin, DC
 John Mitchell, DE
 Ken Turner, OL/K

1977
 Frank Broyles, AD
 Lou Holtz, HC
 Larry Beightol, OC
 Jesse Branch, WR
 Don Breaux, OB
 Bob Cope, DB
 Harold Horton, DL
 Monte Kiffin, DC
 John Mitchell, DE
 Ken Turner, TE/K

1976
 Frank Broyles, AD/HC
 Don Boyce, OL
 Jesse Branch, OB

Frank Falks, DE
 Bob Gatling, WR
 Harold Horton, LB
 Jim Johnson, DL
 Bill Lewis, DB
 Ken Turner, OL/K

1975
 Frank Broyles, AD/HC
 Don Boyce, OL
 Jesse Branch, WR
 Frank Falks, DE
 Harold Horton, LB
 Jim Johnson, DL
 Pat Jones, DL
 Bill Lewis, DB
 Bo Rein, OC
 Ken Turner, TE

1974
 Frank Broyles, AD/HC
 Frank Falks, DE
 Harold Horton, LB
 Jim Johnson, DL
 Mervin Johnson, OL
 Bill Lewis, DB
 Gordon Norwood, QB
 Ken Turner, OL
 Richard Williamson, OB

1973
 Frank Broyles, AD/HC
 Frank Falks, DE
 Harold Horton, LB
 Jim Johnson, DL
 Mervin Johnson, OL
 Bill Lewis, DB
 Don Trull, QB/WR
 Ken Turner, OL
 Richard Williamson, OB

1972
 George Cole, AD
 Frank Broyles, HC
 Buddy Bennett, DB
 Raymond Berry, WR
 Lon Farrell, DE
 Joe Gibbs, OL
 Harold Horton, LB
 Mervin Johnson, DL
 Ken Turner, B Team
 Richard Williamson, OB

1971
 George Cole, AD
 Frank Broyles, HC
 Mervin Johnson, DL
 Lon Farrell, DE
 Harold Horton, LB
 Buddy Bennett, DB
 Don Breaux, OB
 Raymond Berry, WR
 Joe Gibbs, OL

1970
 George Cole, AD
 Frank Broyles, HC
 Raymond Berry, WR
 Don Breaux, OB
 Charley Coffey, DL
 Harold Horton, LB
 Marvin Johnson, OL
 Bill Kinard, DB

1969
 John Barnhill, AD
 Frank Broyles, HC
 Don Breaux, OB
 Charley Coffey, DL
 Harold Horton, LB
 Hootie Ingram, DB
 Mervin Johnson, OL
 Richard Williamson, WR
 Bob Ford, Asst.

1968
 John Barnhill, AD
 Frank Broyles, HC
 Don Breaux, OB
 Charley Coffey, DL
 Hootie Ingram, DB
 Mervin Johnson, OL
 Harold Horton, LB
 Richard Williamson, WR
 Bob Ford, Asst.



RAZORBACK FOOTBALL



ALL-TIME UA FOOTBALL STAFF ROSTER (ALPHABETICAL)

1967

John Barnhill, AD
Frank Broyles, HC
Charley Coffey, DL
Hootie Ingram, DB
Mervin Johnson, OL
Johnny Majors, OB
Wilson Matthews, LB
Gordon Smith, OE
Bob Ford, Asst.

1966

John Barnhill, AD
Frank Broyles, HC
Charley Coffey, DL
Mervin Johnson, OL
Johnny Majors, DB
Wilson Matthews, LB
Bill Pace, OB
Gordon Smith, OE

1965

John Barnhill, AD
Frank Broyles, HC
Jim Mackenzie, Asst. HC/DC
Mervin Johnson, OL
Johnny Majors, DB
Wilson Matthews, LB
Bill Pace, OB
Barry Switzer, OE

1964

John Barnhill, AD
Frank Broyles, HC
Jim Mackenzie, Asst. HC/DC
Mervin Johnson, OL
Johnny Majors, DB
Wilson Matthews, LB
Bill Pace, OB
Barry Switzer, OE

1963

John Barnhill, AD
Frank Broyles, HC
Doug Dickey, OB
Jim Mackenzie, DL
Wilson Matthews, LB/DE
Steed White, OE/OL
Bill Pace, DB
Mervin Johnson, OL

1962

John Barnhill, AD
Frank Broyles, HC
Doug Dickey, OB
Mervin Johnson, OL
Bill Pace, DB
Jim Mackenzie, DL
Wilson Matthews, LB/DE
Steed White, OE/OL

1961

John Barnhill, AD
Frank Broyles, HC
Doug Dickey, DB
Hayden Fry, OB
Jim Mackenzie, OL
Wilson Matthews, LB
Dixie White, OL
Steed White, OE/OL

1960

John Barnhill, AD
Frank Broyles, HC
Doug Dickey, DB
Merrill Green, OB
Jim Mackenzie, DL
Wilson Matthews, LB/DE
Dixie White, OL
Steed White, OE

1959

John Barnhill, AD
Frank Broyles, HC
Doug Dickey, DB
Merrill Green, OB
Jim Mackenzie, DL
Wilson Matthews, LB/DE
Dixie White, OL
Steed White, OE

1958

John Barnhill, AD
Frank Broyles, HC
Doug Dickey, DB
Merrill Green, OB
Jim Mackenzie, DL

Wilson Matthews, LB/DE
Dixie White, OL
Steed White, OE

1957

John Barnhill, AD
Jack Mitchell, HC
George Barnhardt
Ab Bidwell
George Cole
Gene Corrotto
Bill Pace
Dixie White
Steed White

1956

John Barnhill, AD
Jack Mitchell, HC
George Barnhardt
Ab Bidwell
Bert Clark
George Cole
Gene Corrotto
Bobby Proctor
Tracy Scott
Dixie White

1955

John Barnhill, AD
Jack Mitchell, HC
George Barnhardt
Ab Bidwell
George Cole
Bobby Proctor
Tracy Scott
Dixie White

1954

John Barnhill, AD
Bowden Wyatt, HC
John Bailey
George Cafego
George Cole
Dick Hitt
LeRoy Pearce
Tracy Scott

1953

John Barnhill, AD
Bowden Wyatt, HC
John Bailey
George Cafego
George Cole
Dick Hitt
LeRoy Pearce
Tracy Scott

1952

John Barnhill, AD
Otis Douglas, HC
George Cole
Bill Ferrell
Charles Gray
Charles Hanks
Dick Humbert
Clyde Van Sickle

1951

John Barnhill, AD
Otis Douglas, HC

1950

John Barnhill, AD
Otis Douglas, HC

1949

John Barnhill, AD/HC
Bill Barnes
H.B. Brackett
George Cole
Charles Gray
Hobart Hooser
Charles McGibbony
Clyde Van Sickle

1948

John Barnhill, AD/HC

1947

John Barnhill, AD/HC

1946

John Barnhill/ AD/HC

War-Time AD
George Cole

Wally Ake, 1984-89
Miles Aldridge, 1996-97
Bobby Allen, 1998-present
John Bailey, 1953-54
Bill Barnes, 1949
George Barnhardt, 1955-57
John Barnhill, 1946-49 (head coach);
1946-69 (athletic director)
Larry Beckman, 1984-89
Larry Beightol, 1980-82
Mike Bender, 1995-97
Buddy Bennett, 1971-72
Raymond Berry, 1970-72
Ab Bidwell, 1955-57
Don Boyce, 1975-76
H.B. Brackett, 1949
Jesse Branch, 1975-85
Don Breaux, 1968-71; 1977-80
Larry Brinson, 1984-89
Frank Broyles, 1958-76 (head coach);
1973-present (athletic director)

Dick Bumpas, 1989
Keith Burns, 1998-99
George Cafego, 1953-54
Louis Campbell, 1990-97, 2006
Charley Coffey, 1966-70
George Cole, 1949; 1952-57; 1970-72
(athletic director)
Scott Conley, 1990-92
Bob Cope, 1977-80
Pete Cordelli, 1983
Gene Corrotto, 1956-57
Jack Crowe, 1989-92, 1990-92 (head coach)
Greg Davis, 1992-93
Doug Dickey, 1958-63
Otis Douglas, 1950-52 (head coach)
Joe Lee Dunn, 1995
Clifton Ealy, 1998-99, 2003-05
Frank Falks, 1973-76
Lon Farrell, 1971-72
Rockey Felker, 1993-96
Joe Ferguson, 1997-2000
Bill Ferrell, 1952

Danny Ford, 1993-97 (head coach)
Hayden Fry, 1961
Bob Gatling, 1976
Joe Gibbs, 1971-72
Fred Goldsmith, 1984-88
Jim Goodman, 1986-88
Sam Goodwin, 1981-82
Charles Gray, 1949, 1952
Merrill Green, 1958-60
J.B. Grimes, 1989-92
Harvey Hampton, 1983
Charles Hanks, 1952
Ken Hatfield, 1984-89 (head coach)
Reggie Herring, 2005-present
Fitz Hill, 1992-2000
Roger Hinshaw, 1984-89
Dick Hitt, 1953-54
Lou Holtz, 1977-83 (head coach)
Harold Horton, 1968-80
Hobart Hooser, 1949
Dick Humbert, 1952
Mark Hutson, 1998-99
Hootie Ingram, 1967-69

Bill Johnson, 1990-91; 2000
Jimmy Johnson, 1973-76
Mervin Johnson, 1962-74
Pat Jones, 1975
Bill Keopple, 1998-99
Monte Kiffin, 1977-79
Bill Kinard, 1970
Joe Kines, 1991-94
Buddy King, 1993-94
John Konstantinos, 1979-80
David Lee, 1984-88; 2001-02; 2007-present
Bill Lewis, 1973-76
Don Lindsey, 1981-83
Charles McGibbony, 1949
Jim Mackenzie, 1958-65
Johnny Majors, 1964-67
Gus Malzahn, 2006
Mike Markuson, 1998-present
Wilson Matthews, 1958-67
David Mitchell, 1994-96
Jack Mitchell, 1955-57 (head coach)
John Mitchell, 1977-82
Charley North, 1995-97
Gordon Norwood, 1974
Danny Nutt, 1998-present
Houston Nutt, 1990-92;
1998-present (head coach)
Rich Olson, 1981-83
Bill Pace, 1962-66
Joe Pate, 1990-96
LeRoy Pearce, 1953-54
Bobby Proctor, 1955-56
George Pugh, 2001-02
Jerry Pullen, 1990
Bo Rein, 1975
Tracy Rucker, 2003-present
Kacy Rodgers, 2002
Ken Rucker, 1990-92
Tracy Scott, 1953-56
Bob Shaw, 1982-83
James Shibest, 2000-present
Gordon Smith, 1966-67
Scott Smith, 1993
Kay Stephenson, 1997
Jim Strong, 1983
Barry Switzer, 1964-65
John Thompson, 2000-01
Mike Tolleson, 1983
Bob Trott, 1984-89
Don Trull, 1973
Ken Turner, 1972-88
Fred von Appen, 1981
Larry Van Der Heyden, 1993-94
Clyde Van Sickle, 1949, 1952
Chris Vaughn, 2000-05, 2007-present
Jim Washburn, 1994-97
Charlie Weatherbie, 1990-91
Dixie White, 1955-61
Steed White, 1957-63
Richard Williamson, 1972-74
Richard Wilson, 1989
Dennis Winston, 1997
Roy Wittke, 2003-05
Dave Wommack, 2001-04
Alex Wood, 2006-present
Bowden Wyatt, 1953-54 (head coach)





UNIVERSITY OF ARKANSAS

ALL GAMES

CONFERENCE GAMES

YEAR	W	L	T	Pct.	W	L	T	Pct.	FINISH	BOWL	HEAD COACH
1894	2	1	0	.667	—	—	—	—	—	—	John C. Futrall
1895	1	0	0	1.000	—	—	—	—	—	—	John C. Futrall
1896	2	1	0	.667	—	—	—	—	—	—	John C. Futrall
1897	2	0	1	.833	—	—	—	—	—	—	B.N. Wilson
1898	2	1	0	.667	—	—	—	—	—	—	B.N. Wilson
1899	3	1	1	.700	—	—	—	—	—	—	Colbert Searles
1900	2	1	1	.625	—	—	—	—	—	—	Colbert Searles
1901	3	5	0	.375	—	—	—	—	—	—	Charles Thomas
1902	6	3	0	.667	—	—	—	—	—	—	Charles Thomas
1903	3	4	0	.429	—	—	—	—	—	—	D.A. McDaniel
1904	4	3	0	.571	—	—	—	—	—	—	A.D. Brown
1905	2	6	0	.250	—	—	—	—	—	—	A.D. Brown
1906	2	4	2	.375	—	—	—	—	—	—	F.C. Longman
1907	3	4	1	.438	—	—	—	—	—	—	F.C. Longman
1908	5	4	0	.556	—	—	—	—	—	—	Hugo Bezdek
1909	7	0	0	1.000	—	—	—	—	—	—	Hugo Bezdek
1910	7	1	0	.875	—	—	—	—	—	—	Hugo Bezdek
1911	6	2	1	.722	—	—	—	—	—	—	Hugo Bezdek
1912	4	6	0	.400	—	—	—	—	—	—	Hugo Bezdek
1913	7	2	0	.778	—	—	—	—	—	—	E.T. Pickering
1914	4	5	-	.444	—	—	—	—	—	—	E.T. Pickering

SOUTHWEST CONFERENCE PLAY BEGINS

1915	4	2	1	.643	1	1	0	.500	T2	—	T.T. McConnell
1916	4	4	0	.500	0	2	0	.000	T5	—	T.T. McConnell
1917	5	1	1	.786	0	1	1	.250	6	—	Norman Paine
1918	3	2	0	.600	0	1	0	.000	T6	—	Norman Paine
1919	3	4	0	.429	1	2	0	.333	5	—	J.B. Craig
1920	3	2	2	.571	2	0	1	.833	2	—	G.W. McLaren
1921	5	3	1	.611	2	1	0	.667	3	—	G.W. McLaren
1922	5	4	0	.556	1	3	0	.250	6	—	Francis Schmidt
1923	6	2	1	.722	2	2	0	.500	T4	—	Francis Schmidt
1924	7	2	1	.750	1	2	1	.375	7	—	Francis Schmidt
1925	4	4	1	.500	2	2	1	.500	T4	—	Francis Schmidt
1926	5	5	0	.500	2	2	0	.500	T3	—	Francis Schmidt
1927	8	1	0	.889	3	1	0	.750	3	—	Francis Schmidt
1928	7	2	0	.788	3	1	0	.750	2	—	Francis Schmidt
1929	7	2	0	.778	3	2	0	.600	3	—	Fred Thomsen
1930	3	6	0	.333	2	2	0	.500	5	—	Fred Thomsen
1931	3	5	1	.389	0	4	0	.000	7	—	Fred Thomsen
1932	1	6	2	.222	1	4	0	.200	7	—	Fred Thomsen
1933	7	3	1	.682	4	1	0	.800	1*	Dixie; Championship Voided	Fred Thomsen
1934	4	4	2	.500	2	3	1	.417	5	—	Fred Thomsen
1935	4	5	1	.450	2	4	0	.333	5	—	Fred Thomsen
1936	7	3	0	.700	5	1	0	.833	1	—	Fred Thomsen
1937	6	2	2	.700	3	2	1	.583	3	—	Fred Thomsen
1938	2	7	1	.250	1	5	0	.167	T6	—	Fred Thomsen
1939	4	5	1	.450	2	3	1	.417	5	—	Fred Thomsen
1940	4	6	0	.400	1	5	0	.167	6	—	Fred Thomsen
1941	3	7	0	.300	0	6	0	.000	7	—	Fred Thomsen
1942	3	7	0	.200	0	6	0	.000	7	—	George Cole
1943	2	7	0	.200	1	4	0	.200	T5	—	John Tomlin
1944	5	5	1	.500	2	2	1	.500	3	—	Glen Rose
1945	3	7	0	.300	1	5	0	.167	7	—	Glen Rose
1946	6	3	1	.650	5	1	0	.833	T1	Cotton	John Barnhill
1947	6	4	1	.590	1	4	1	.250	T5	Dixie	John Barnhill
1948	5	5	0	.500	2	4	0	.333	5	—	John Barnhill
1949	5	5	0	.500	2	4	0	.333	6	—	John Barnhill
1950	2	8	0	.200	1	5	0	.167	7	—	Otis Douglas
1951	5	5	0	.500	2	4	0	.333	6	—	Otis Douglas
1952	2	8	0	.200	1	5	0	.167	7	—	Otis Douglas
1953	3	7	0	.300	2	4	0	.333	5	—	Bowden Wyatt
1954	8	3	0	.727	5	1	0	.833	1	Cotton	Bowden Wyatt
1955	5	4	1	.550	3	2	1	.583	4	—	Jack Mitchell
1956	6	4	0	.600	3	3	0	.500	4	—	Jack Mitchell
1957	6	4	0	.600	2	4	0	.333	T5	—	Jack Mitchell
1958	4	6	0	.400	2	4	0	.333	T5	—	Frank Broyles
1959	9	2	0	.818	5	1	0	.833	T1	Gator	Frank Broyles
1960	8	3	0	.727	6	1	0	.857	1	Cotton	Frank Broyles
1961	8	3	0	.727	6	1	0	.857	T1	Sugar	Frank Broyles
1962	9	2	0	.818	6	1	0	.857	2	Sugar	Frank Broyles
1963	5	5	0	.500	3	4	0	.429	4	—	Frank Broyles
1964	11	0	0	1.000	7	0	0	1.000	1	Cotton/National Champs	Frank Broyles
1965	10	1	0	.909	7	0	0	1.000	1	Cotton	Frank Broyles
1966	8	2	0	.800	5	2	0	.714	T2	—	Frank Broyles
1967	4	5	1	.450	3	3	1	.500	5	—	Frank Broyles
1968	10	1	0	.909	6	1	0	.857	T1	Sugar	Frank Broyles
1969	9	2	0	.818	6	1	0	.857	2	Sugar	Frank Broyles
1970	9	2	0	.818	6	1	0	.857	2	—	Frank Broyles

2007 HISTORY | ALL-TIME OVERALL RECORDS



RAZORBACK FOOTBALL



YEAR	ALL GAMES				CONFERENCE GAMES				FINISH	BOWL	HEAD COACH
	W	L	T	Pct.	W	L	T	Pct.			
1971	8	3	1	.708	5	1	1	.786	2	Liberty	Frank Broyles
1972	6	5	0	.546	3	4	0	.429	T4	—	Frank Broyles
1973	5	5	1	.500	3	3	1	.500	T4	—	Frank Broyles
1974	6	4	1	.591	3	3	1	.500	T4	—	Frank Broyles
1975	10	2	0	.833	6	1	0	.859	T1	Cotton	Frank Broyles
1976	5	5	1	.500	3	4	1	.438	6	—	Frank Broyles
1977	11	1	0	.917	7	1	0	.875	2	Orange	Lou Holtz
1978	9	2	1	.792	6	2	0	.750	T2	Fiesta	Lou Holtz
1979	10	2	0	.833	7	1	0	.875	T1	Sugar	Lou Holtz
1980	7	5	0	.583	3	5	0	.375	T6	Hall of Fame	Lou Holtz
1981	8	4	0	.667	5	3	0	.625	4	Gator	Lou Holtz
1982	9	2	1	.792	5	2	1	.688	3	Bluebonnet	Lou Holtz
1983	6	5	0	.546	4	4	0	.500	5	—	Lou Holtz
1984	7	4	1	.636	5	3	0	.625	T3	Liberty	Ken Hatfield
1985	10	2	0	.833	6	2	0	.750	T2	Holiday	Ken Hatfield
1986	9	3	0	.750	6	2	0	.750	T2	Orange	Ken Hatfield
1987	9	4	0	.692	5	2	0	.714	T2	Liberty	Ken Hatfield
1988	10	2	0	.833	7	0	0	1.000	1	Cotton	Ken Hatfield
1989	10	2	0	.833	7	1	0	.875	1	Cotton	Ken Hatfield
1990	3	8	0	.273	1	7	0	.125	7	—	Jack Crowe
1991	6	6	0	.600	5	3	0	.625	T2	Independence	Jack Crowe

SOUTHEASTERN CONFERENCE PLAY BEGINS

1992	3	7	1	.318	3	4	1	.438	4 West	—	Jack Crowe/Joe Kines
1993	6	4	1	.591	4	3	1	.438	T2 West	—	Danny Ford
1994	4	7	0	.364	2	6	0	.250	T4 West	—	Danny Ford
1995	8	5	0	.615	6	2	0	.750	1 West	CarQuest	Danny Ford
1996	4	7	0	.363	2	6	0	.250	5 West	—	Danny Ford
1997	4	7	0	.363	2	6	0	.250	5 West	—	Danny Ford
1998	9	3	0	.750	6	2	0	.750	T1 West	Citrus	Houston Nutt
1999	8	4	0	.667	4	4	0	.500	T3 West	Cotton	Houston Nutt
2000	6	6	0	.500	3	5	0	.375	T5 West	Las Vegas	Houston Nutt
2001	7	5	0	.583	4	4	0	.500	T3 West	Cotton	Houston Nutt
2002	9	5	0	.643	5	3	0	.625	T1 West	Music City	Houston Nutt
2003	9	4	0	.692	4	4	0	.500	4 West	Independence	Houston Nutt
2004	5	6	0	.455	3	5	0	.375	T3 West	—	Houston Nutt
2005	4	7	0	.364	2	6	0	.250	4 West	—	Houston Nutt
2006	10	4	0	.714	7	1	0	.875	1 West	Capital One	Houston Nutt

UA ALL-TIME COACHING RECORDS

Coach	Tenure (Seasons)	Conference W-L-T (Pct.)	Overall W-L-T (Pct.)	Bowls
John C. Futrall	1894-96 (3)	-	5-2-0 (.714)	-
B.N. Wilson	1897-98 (2)	-	4-1-1 (.750)	-
Colbert Searles	1899-1900 (2)	-	5-2-2 (.667)	-
Charles Thomas	1901-02 (2)	-	9-8-0 (.529)	-
D.A. McDaniel	1903 (1)	-	3-4-0 (.429)	-
A.D. Brown	1904-05 (2)	-	6-9-0 (.400)	-
F.C. Longman	1906-07 (2)	-	5-8-3 (.406)	-
Hugo Bezdek	1908-12 (5)	-	29-13-1 (.686)	-
E.T. Pickering	1913-14 (2)	-	11-7-0 (.611)	-
T.T. McConnell	1915-16 (2)	1-3-0 (.250)	8-6-1 (.567)	-
Norman Paine	1917-18 (2)	0-2-1 (.167)	8-3-1 (.708)	-
J.B. Craig	1919 (1)	1-2-0 (.333)	3-4-0 (.429)	-
G.W. McLaren	1920-21 (2)	4-1-1 (.750)	8-5-3 (.594)	-
Francis Schmidt	1922-28 (7)	14-13-2 (.517)	42-20-3 (.669)	-
Fred Thomsen	1929-41 (13)	26-42-3 (.387)	56-61-10 (.480)	1
George Cole	1942 (1)	0-6-0 (.000)	3-7-0 (.300)	-
John Tomlin	1943 (1)	1-4-0 (.200)	2-7-0 (.222)	-
Glen Rose	1944-45 (2)	3-7-1 (.318)	8-12-1 (.405)	-
John Barnhill	1946-49 (4)	10-13-1 (.438)	22-17-3 (.560)	2
Otis Douglas	1950-52 (3)	4-14-0 (.222)	9-21-0 (.300)	-
Bowden Wyatt	1953-54 (2)	7-5-0 (.583)	11-10-0 (.524)	1
Jack Mitchell	1955-57 (3)	8-9-1 (.472)	17-12-1 (.583)	-
Frank Broyles	1958-76 (19)	91-36-5 (.708)	144-58-5 (.708)	10
Lou Holtz	1977-83 (7)	37-18-1 (.670)	60-21-2 (.735)	6
Ken Hatfield	1984-89 (6)	36-10-0 (.783)	55-17-1 (.760)	6
Jack Crowe	1990-91* (2+)	6-10-0 (.375)	9-15-0 (.375)	1
Joe Kines	1992# (1)	3-4-1 (.438)	3-6-1 (.350)	-
Danny Ford	1993-97 (5)	16-23-1 (.413)	26-30-1 (.465)	1
Houston Nutt	1998-2006 (9)	38-34-0 (.528)	67-44-0 (.604)	7
Totals	1894-2006 (113)	310-258-18 (.544)	638-430-40 (.594)	35

% Including first game of 1992 season
Interim head coach after first game of the season

UA COACHING SUPERLATIVES

Seasons:	19	Frank Broyles (1958-76)
	13	Fred Thomsen (1929-41)
	9*	Houston Nutt (1998-2006)
	7	Francis Schmidt (1922-28)
	7	Lou Holtz (1977-83)
	6	Ken Hatfield (1984-89)
	5	Hugo Bezdek (1908-12)
	5	Danny Ford (1993-97)
Wins:	144	Frank Broyles (144-58-5 [.708])
	67*	Houston Nutt (67-44-0 [.604])
	60	Lou Holtz (60-21-2 [.735])
	56	Fred Thomsen (56-61-10 [.480])
	55	Ken Hatfield (55-17-1 [.760])
	42	Francis Schmidt (42-20-3 [.669])
Winning Percentage (Minimum 4 seasons):	.760	Ken Hatfield (55-17-1), 6 seasons
	.735	Lou Holtz (60-21-2), 7 seasons
	.708	Frank Broyles (144-58-5), 19 seasons
	.686	Hugo Bezdek (29-13-1), 5 seasons
	.669	Francis Schmidt (42-20-3), 7 seasons
	.604*	Houston Nutt (67-44-0), 9 seasons
Bowls:	10	Frank Broyles (19 seasons)
	7*	Houston Nutt (9 seasons)
	6	Lou Holtz (7 seasons)
	6	Ken Hatfield (6 seasons)
	2	John Barnhill (4 seasons)
	1	Four coaches tied

* Active

ALL-TIME OVERALL RECORDS

HISTORY

2007



UNIVERSITY OF ARKANSAS

UNIVERSITY OF ARKANSAS SEASON-BY-SEASON RESULTS

NOTES:

- ▶ Home games in ALL CAPS.
- ▶ Opponents listed by name at time of game. Opponent name changes are noted on page 189.
- ▶ Rankings at time of game, beginning in 1936, are from *The Associated Press*.



JOHN C. FUTRALL
3 SEASONS — 1894-96, 5-2-0

John C. Futrall served as both manager and head coach of the Arkansas football program during its first three years of existence. For the next 16 years, Futrall served as the team's manager, chairman of the school's athletic committee, or both.

1894 • (2-1-0) • Captain: Wright Lindsey

DATE	OPPONENT	W	L	T	UA	OPP
Oct. 13	FORT SMITH (ARK.) HS	W			42	0
Oct. 27	FORT SMITH (ARK.) HS	W			38	0
Nov. 22	at Texas		L		0	54

1895 • (1-0-0) • Captain: Herbert Fishback

DATE	OPPONENT	W	L	T	UA	OPP
Oct. 12	FORT SMITH (ARK.) HS	W			30	0

1896 • (2-1-0) • Captain: Herbert Fishback

DATE	OPPONENT	W	L	T	UA	OPP
Oct. 3	FORT SMITH (ARK.) HS	W			10	0
Oct. 10	at Fort Smith (Ark.) HS	W			6	2
Oct. 24	at Drury		L		0	34

B.N. WILSON

2 SEASONS — 1897-98, 4-1-1

The second head coach in the history of Arkansas football, B.N. Wilson guided his teams to two wins in three games in each of his two seasons at the helm.

1897 • (2-0-1) • Captain: Herbert Fishback

DATE	OPPONENT	W	L	T	UA	OPP
Nov. 6	FORT SMITH (ARK.) HS	W			12	0
Nov. 20	at Drury			T	6	6
Nov. 25	at Ouachita Baptist	W			24	0

1898 • (2-1-0) • Captain: Edward Martin

DATE	OPPONENT	W	L	T	UA	OPP
Oct. 22	DRURY	W			17	0
Nov. 5	at Drury	W			12	6
Nov. 19	at Fort Scott (Kan.) HS		L		8	36

COLBERT SEARLES

2 SEASONS — 1899-1900, 5-2-2

Colbert Searles directed the Arkansas football program to a 5-2-2 record over a two-year span that included just six different opponents.

1899 • (3-1-1) • Captain: Chester Sloan

DATE	OPPONENT	W	L	T	UA	OPP
Oct. 14	DRURY	W			10	0
Oct. 28	(1) HENRY KENDALL	W			11	0
Nov. 3	(1) at Henry Kendall			T	0	0
Nov. 4	+at Oklahoma		L		5	11
Nov. 18	JOPLIN (MO.) HS	W			11	10

+Shawnee, Okla.

1900 • (2-1-1) • Captain: Ashton Vincenheller

DATE	OPPONENT	W	L	T	UA	OPP
Oct. 27	WEBB CITY (MO.) HS	W			15	0
Nov. 3	at Joplin (Mo.) HS			T	6	6
Nov. 10	PIERCE CITY (MO.)	W			10	0
Nov. 24	at Drury		L		5	17

CHARLES THOMAS

2 SEASONS — 1901-02, 9-8-0

Though the schedules still included several high school foes, Charles Thomas' two seasons at the helm of the UA football program were marked by the beginning of the LSU series in 1901 and a 6-3-0 record in 1902 — his second and final season.

1901 • (3-5-0) • Captain: Fred Brown

DATE	OPPONENT	W	L	T	UA	OPP
Oct. 12	PIERCE CITY (MO.)		L		0	5
Oct. 19	DRURY	W			22	0
Oct. 26	FORT SCOTT (KAN.) HS		L		6	17
Nov. 2	at Little Rock (Ark.) HS		L		0	5
Nov. 9	(1) HENRY KENDALL	W			48	0
Nov. 16	KANSAS CITY MEDICS		L		6	10
Nov. 22	at LSU		L		0	15
Nov. 23	at Louisiana Tech	W			16	0

1902 • (6-3-0) • Captain: Lemuel Bryan

DATE	OPPONENT	W	L	T	UA	OPP
Oct. 4	at Neosho (Mo.) HS	W			6	0
Oct. 11	at Kingfisher (Okla.)	W			15	6
Oct. 13	at Oklahoma		L		0	28
Oct. 22	(1) at Henry Kendall	W			33	0
Nov. 1	TAHLEQUAH SEMINARY	W			50	0
Nov. 8	at State College of Mo.		L		5	15
Nov. 10	at Pierce City (Mo.)		L		2	24
Nov. 17	FORT SCOTT (KAN.) HS	W			16	0
Nov. 27	(2) MISSOURI SCHOOL OF MINES	W			11	0

D.A. McDANIEL

1 SEASON — 1903, 3-4-0

While Arkansas managed just three wins in its only season under D.A. McDaniel, one of those victories was its first over Oklahoma — a 12-0 win over the Sooners in Fayetteville in the season finale.

1903 • (3-4-0) • Captain: Henry Ragland

DATE	OPPONENT	W	L	T	UA	OPP
Oct. 10	ST. COLLEGE OF MO.		L		5	10
Oct. 16	(2) at Mo. School of Mines		L		6	17
Oct. 17	at Drury	W			10	6
Oct. 30	at Texas		L		0	15
Oct. 31	at Texas A&M		L		0	6
Nov. 7	FORT SMITH (ARK.) HS	W			17	9
Nov. 21	OKLAHOMA	W			12	0

A.D. BROWN

2 SEASONS — 1904-05, 6-9-0

After a 4-3-0 campaign in its initial campaign under A.D. Brown, Arkansas managed just two wins in the second and final season of his tenure.

1904 • (4-3-0) • Captain: Jess Moore

DATE	OPPONENT	W	L	T	UA	OPP
Oct. 15	DRURY		L		0	12
Oct. 22	FORT SCOTT (KAN.) HS	W			22	0
Nov. 4	at Dallas Medics		L		0	5
Nov. 5	at Baylor		L		6	17
Nov. 12	(3) FAIRMOUNT	W			12	6
Nov. 19	at Fort Smith (Ark.) HS	W			11	5
Nov. 26	(2) MISSOURI SCHOOL OF MINES	W			11	10

1905 • (2-6-0) • Captain: William Jett

DATE	OPPONENT	W	L	T	UA	OPP
Oct. 7	KANSAS		L		0	6
Oct. 14	at Washington (Mo.)		L		0	6
Oct. 16	at Drury		L		0	12
Oct. 26	CHILOCCO (KAN.)	W			6	0
Oct. 31	TEXAS		L		0	4
Nov. 12	TRANSYLVANIA		L		0	6
Nov. 17	(2) at Mo. School of Mines		L		0	16
Nov. 30	KANSAS CITY MEDICS	W			26	0



RAZORBACK FOOTBALL



F.C. LONGMAN

2 SEASONS — 1906-07, 5-8-3

F.C. Longman was the final faculty member to serve as the football program's volunteer coach. Though the Cardinals suffered five shutouts during his tenure, they also earned a shutout win at Tulane and began Arkansas' series with Tennessee during the 1907 season.

1906 • (2-4-2) • Captain: John S. Wood

DATE	OPPONENT	W	L	T	UA	OPP
Sept. 29	CHIOCCO (KAN.)		L		0	6
Oct. 8	DRURY			T	0	0
Oct. 13	at Kansas		L		5	37
Oct. 30	TEXAS		L	0	11	
Nov. 6	+SE MISSOURI ST.	W			12	0
Nov. 10	at Missouri		L		0	11
Nov. 24	at Tulane	W			22	0
Nov. 30	at LSU			T	6	6

+Little Rock, Ark.

1907 • (3-4-1) • Captain: Clinton Milford

DATE	OPPONENT	W	L	T	UA	OPP
Oct. 5	(4) HASKELL INDIAN JC			T	0	0
Oct. 12	DRURY	W			23	0
Oct. 19	at Drury	W			17	6
Oct. 26	at Saint Louis		L		6	42
Nov. 2	TEXAS		L		6	26
Nov. 9	+LSU		L		12	17
Nov. 16	#vs. Tennessee		L		2	14
Nov. 23	(2) MISSOURI SCHOOL OF MINES	W			7	5

+Little Rock, Ark.

#Memphis, Tenn.



HUGO BEZDEK

5 SEASONS — 1908-12, 29-13-1

The first full-time, paid coach in Arkansas football history, Hugo Bezdek guided the Cardinals to a 5-4 campaign in his first season. In 1909 he led UA to what is widely regarded as the program's breakthrough season — a 7-0-0 campaign during which Arkansas outscored its foes 186-18. Upon the team's return from a win over LSU in Memphis, Tenn., that season, Bezdek told students his team had played "like a wild band of razorback hogs." The students liked the nickname and officially adopted it prior to the 1910 season.

1908 • (5-4-0) • Captain: Willis Nelson

DATE	OPPONENT	W	L	T	UA	OPP
Oct. 3	(4) HASKELL INDIAN JC	W			6	0
Oct. 10	OLE MISS	W			33	0
Oct. 17	at Saint Louis		L		0	24
Oct. 24	HENDERSON (ARK.) ST.	W			51	0
Oct. 31	at Oklahoma		L		5	27
Nov. 7	at Texas		L		0	21
Nov. 14	PITTSBURG (KAN.) ST.	W			42	12
Nov. 21	OUACHITA BAPTIST	W			73	0
Nov. 26	+LSU		L		4	36

+Little Rock, Ark.

1909 • (7-0-0) • Captain: Stanley Phillip

DATE	OPPONENT	W	L	T	UA	OPP
Oct. 2	HENDERSON (ARK.) ST.	W			24	0
Oct. 9	at Drury	W			12	6
Oct. 16	(3) FAIRMOUNT	W			23	6
Oct. 23	OKLAHOMA	W			21	6
Oct. 30	#vs. LSU	W			16	0
Nov. 13	at Ouachita Baptist	W			56	0
Nov. 25	+WASHINGTON (MO.)	W			32	0

#Memphis, Tenn.

+Little Rock, Ark.

1910 • (7-1-0) • Captain: Steve Creekmore

DATE	OPPONENT	W	L	T	UA	OPP
Oct. 1	DRURY	W			33	0
Oct. 9	HENDERSON (ARK.) ST.	W			63	0
Oct. 15	KANSAS STATE		L		0	5
Oct. 22	SOUTHWESTERN (TEX.)	W			13	12
Oct. 29	TEXAS A&M	W			5	0
Nov. 5	at Washington (Mo.)	W			50	0
Nov. 15	(2) MISSOURI SCHOOL OF MINES	W			6	2

Nov. 24 +LSU W 51 0

+Little Rock, Ark.

1911 • (6-2-1) • Captain: Dan Estes

DATE	OPPONENT	W	L	T	UA	OPP
Sept. 30	(5) FOURTH DIST. (MO.)	W			100	0
	NORMAL					
Oct. 7	DRURY	W			65	5
Oct. 14	HENDRIX	W			45	0
Oct. 21	at Texas		L		0	12
Oct. 28	at Southwestern (Texas)			T	0	0
Nov. 4	^(2) vs. Missouri School of Mines	W			44	3

Nov. 11 #at Kansas State L 0 3

Nov. 18 at Washington (Mo.) W 3 0

Nov. 23 +LSU W 11 0

^Joplin, Mo.

#Kansas City, Mo.

+Little Rock, Ark.

1912 • (4-6-0) • Captain: Percy Hinton

DATE	OPPONENT	W	L	T	UA	OPP
Sept. 28	HENDERSON (ARK.) ST.	W			39	6
Oct. 5	HENDRIX	W			52	0
Oct. 12	(6) OKLAHOMA A&M		L		7	13
Oct. 18	#vs. Texas A&M		L		0	27
Oct. 19	at Baylor		L		0	7
Oct. 26	SOUTHWESTERN (TEX.)	W			25	0
Nov. 2	at Wisconsin		L		7	64
Nov. 9	+LSU		L		6	7
Nov. 16	at Washington (Mo.)	W			13	7
Nov. 21	at Texas		L		0	48

#Dallas, Texas

+Little Rock, Ark.

E.T. PICKERING

2 SEASONS — 1913-14, 11-7-0

After beginning his tenure 5-0 en route to a 7-2-0 debut season, E.T. Pickering's second and final season at the helm of the UA program is best known for a contest against Ole Miss that is still disputed nearly 90 years later. Arkansas claims a 1-0 forfeit victory due to the Rebels' use of an ineligible player; Ole Miss denies the allegation and claims a 13-7 win on the field. The dispute led to the suspension of the series until 1924.

1913 • (7-2-0) • Captain: Russell May

DATE	OPPONENT	W	L	T	UA	OPP
Oct. 3	HENDERSON (ARK.) ST.	W			3	0
Oct. 11	HENDRIX	W			26	0
Oct. 18	(6) OKLAHOMA A&M	W			3	0
Oct. 25	BAYLOR	W			34	0
Nov. 1	^AUSTIN	W			26	7
Nov. 8	#vs. LSU		L		7	12
Nov. 15	+OLE MISS		L		10	21
Nov. 17	at Ouachita Baptist	W			14	3
Nov. 27	at Tulane	W			14	0

^Fort Smith, Ark.

#Shreveport, La.

+Little Rock, Ark.

1914 • (4-5-0) • Captain: James Rudd

DATE	OPPONENT	W	L	T	UA	OPP
Oct. 3	HENDRIX	W			13	7
Oct. 10	OUACHITA BAPTIST		L		9	15
Oct. 17	SAINT LOUIS	W			26	0
Oct. 24	(2) MISSOURI SCHOOL OF MINES		L		0	44

Oct. 31 (6) at Oklahoma A&M L 0 46

Nov. 7 #vs. LSU W 20 12

Nov. 14 +@ OLE MISS W 1 0

Nov. 21 ^at Oklahoma L 7 35

Nov. 28 at Drury L 7 28

#Shreveport, La.

+Little Rock, Ark.

@Arkansas victory by forfeit

^Oklahoma City, Okla.

T.T. McCONNELL

2 SEASONS — 1915-16, 8-6-1

The beginning of T.T. McConnell's tenure as head coach at Arkansas coincided with the inaugural season of Southwest Conference football. After a 4-2-1 debut in 1915 and four-consecutive wins to open the 1916 season, McConnell's tenure culminated with consecutive losses to LSU, Texas, Oklahoma and Mississippi A&M.

1915 • (4-2-1, 1-1-0 SWC - T3rd) • Capt.: James Rudd

DATE	OPPONENT	W	L	T	UA	OPP
Oct. 2	HENDRIX	W			41	0
Oct. 9	OUACHITA BAPTIST	W			13	9
Oct. 16	*+(6) OKLAHOMA A&M	W			14	9
Oct. 30	at Saint Louis			T	0	0
Nov. 6	#vs. LSU		L		7	13
Nov. 14	*OKLAHOMA		L		0	24
Nov. 20	(2) MISSOURI SCHOOL OF MINES	W			46	0

*Southwest Conference game

+Fort Smith, Ark.

#Shreveport, La.





UNIVERSITY OF ARKANSAS

1916 • (4-4-0, 0-2 SWC – T5th) • Capt.: Chris Reichardt

DATE	OPPONENT	W	L	T	UA	OPP
Sept. 30	PITTSBURG (KAN.) ST.	W	34	20		
Oct. 7	HENDRIX	W	58	0		
Oct. 14	(7) OKLAHOMA SCHOOL OF MINES	W	82	0		
Oct. 21	(2) MISSOURI SCHOOL OF MINES	W	60	0		
Nov. 4	+vs. LSU	L	7	17		
Nov. 18	*at Texas	L	0	52		
Nov. 23	*#OKLAHOMA	L	13	14		
Nov. 25	*(8) vs. Mississippi A&M	L	7	20		

*Southwest Conference game

+Shreveport, La.

#Fort Smith, Ark.

*Memphis, Tenn.

NORMAN PAINE

2 SEASONS — 1917-18, 8-3-1

Only a loss at Texas in the season finale prevented Norman Paine from an undefeated record in his first season, which began with five-consecutive wins. His 1917 win over LSU was Arkansas' only victory against the Fighting Tigers in six games from 1915 to 1921. After playing the Sooners to a scoreless tie in 1917, Paine's 1918 team suffered the worst defeat in school history — a 103-0 loss at Oklahoma.

1917 • (5-1-1, 0-1-1 SWC – 6th) • Capt.: Gene Davidson

DATE	OPPONENT	W	L	T	UA	OPP
Oct. 6	CENTRAL MISSOURI ST.	W	34	0		
Oct. 13	HENDRIX	W	19	0		
Oct. 20	(2) MISSOURI SCHOOL OF MINES	W	32	0		
Oct. 27	(1) HENRY KENDALL	W	19	7		
Nov. 3	+vs. LSU	W	14	0		
Nov. 10	*#OKLAHOMA	T	0	0		
Nov. 17	*at Texas	L	0	20		

+Shreveport, La.

*Southwest Conference game

#Fort Smith, Ark.

1918 • (3-2-0, 0-1-0 SWC – T6th) • Captain: Paul Gold

DATE	OPPONENT	W	L	T	UA	OPP
Sept. 28	CAMP PIKE	L	0	6		
Oct. 5	(2) MISSOURI SCHOOL OF MINES	W	6	0		
Oct. 19	*at Oklahoma	L	0	103		
Oct. 26	(1) HENRY KENDALL	W	23	6		
Nov. 2	at (5) Fourth Dist. (Mo.) Normal	W	12	6		

*Southwest Conference game

J.B. CRAIG

1 SEASON — 1919, 3-4-0

Although J.B. Craig's only season included a lopsided 63-7 loss to Henry Kendall, it concluded with a 7-6 win over Oklahoma in the Razorbacks' most recent home meeting with the Sooners. The win avenged the 103-0 loss at Norman, Okla., the year before.

1919 • (3-4-0, 1-2-0 SWC – 5th) • Capt.: James Coleman

DATE	OPPONENT	W	L	T	UA	OPP
Oct. 11	HENDRIX	W	7	0		
Oct. 18	(2) MISSOURI SCHOOL OF MINES	W	20	0		
Oct. 25	+vs. LSU	L	0	20		
Nov. 1	(1) HENRY KENDALL	L	7	63		
Nov. 8	*at Texas	L	7	35		
Nov. 15	*OKLAHOMA	W	7	6		
Nov. 22	*at Rice	L	7	40		

+Shreveport, La.

G.W. McLAREN

2 SEASONS — 1920-21, 8-5-3

G.W. McLaren's Razorback teams yielded just 19 points in the six Southwest Conference games during his two-year tenure. His inaugural Arkansas team in 1920 shutout SWC foes SMU, Phillips and Rice en route to a 2-0-1 league mark. Because the SWC did not count ties toward winning percentage until 1925, the 1920 team is credited with a 1.000 league winning percentage but was not credited with a share of the league title won by Texas with a 5-0-0 conference mark.

1920 • (3-2-2, 2-0-1 SWC – T1st) • Capt.: J. Tate McGill

DATE	OPPONENT	W	L	T	UA	OPP
Oct. 9	HENDRIX			T	0	0
Oct. 16	TCU		L		2	19
Oct. 23	*at SMU	W	6	0		
Oct. 30	(2) MISSOURI SCHOOL OF MINES	W	14	0		
Nov. 6	+vs. LSU	L	0	3		
Nov. 13	*at Phillips	W	20	0		
Nov. 20	*at Rice			T	0	0

*Southwest Conference game

+Shreveport, La.

1921 • (5-3-1, 2-1-0 SWC – 3rd) • Capt.: Ben Winkleman

DATE	OPPONENT	W	L	T	UA	OPP
Oct. 1	HENDRIX	W	28	0		
Oct. 8	DRURY	W	40	0		
Oct. 15	+vs. Ouachita Baptist	W	28	0		
Oct. 22	**(6) at Oklahoma A&M	L	0	7		
Oct. 29	*#SMU	W	14	0		
Nov. 5	vs. LSU	L	7	10		
Nov. 12	PHILLIPS			T	0	0
Nov. 19	*BAYLOR	W	13	12		
Nov. 24	at TCU	L	14	19		

+Little Rock, Ark.

*Southwest Conference game

#Fort Smith, Ark.

*Shreveport, La.



FRANCIS SCHMIDT

7 SEASONS — 1922-28, 42-20-3

Led by George Cole, Glen Rose and Wear Schoonover, Francis Schmidt's

1927 Razorback team won a then-school-record eight games. After guiding the Hogs to a 7-2 campaign in 1928, Schmidt left UA to take over the TCU program.

1922 • (5-4-0, 1-3-0 SWC – 6th) • Capt.: Clarence Smith

DATE	OPPONENT	W	L	T	UA	OPP
Sept. 30	HENDRIX	W	39	0		
Oct. 7	DRURY	W	22	0		
Oct. 14	+vs. Ouachita Baptist	L	7	13		
Oct. 21	*at Baylor	L	13	60		
Oct. 28	#vs. LSU	W	40	6		
Nov. 4	@(1) TULSA	W	1	0		
Nov. 11	*at Rice	L	7	31		
Nov. 18	*SMU (HC)	W	9	0		
Nov. 30	**(6) OKLAHOMA A&M	L	0	13		

+Little Rock, Ark.

*Southwest Conference game

#Shreveport, La.

@Arkansas victory by forfeit

*Fort Smith, Ark.

1923 • (6-2-1, 2-2-0 SWC – T4th) • Capt.: Sam Coleman

DATE	OPPONENT	W	L	T	UA	OPP
Sept. 29	(9) ARK. ST. TEACHERS	W	32	0		
Oct. 6	DRURY	W	26	0		
Oct. 13	*RICE	W	23	0		
Oct. 20	*BAYLOR	L	0	14		
Oct. 27	+vs. LSU	W	26	13		
Nov. 3	OUACHITA BAPTIST (HC)			T	0	0
Nov. 10	*at SMU	L	6	13		
Nov. 24	#vs. Phillips	W	32	0		
Dec. 1	**(6) OKLAHOMA A&M	W	13	0		

*Southwest Conference game

+Shreveport, La.

#Muskogee, Okla.

*Fort Smith, Ark.

1924 • (7-2-1, 1-2-1 SWC – 7th) • Capt.: Yandell Rogers

DATE	OPPONENT	W	L	T	UA	OPP
Sept. 27	(10) NORTHEASTERN (OKLA.) STATE	W	54	6		
Oct. 4	(5) FOURTH DIST. (MO.) NORMAL	W	47	0		
Oct. 11	HENDRIX	W	34	3		
Oct. 18	*at Baylor	L	0	13		
Oct. 25	+OLE MISS	W	20	0		
Nov. 1	#vs. LSU	W	10	7		
Nov. 8	*SMU (HC)			T	14	14
Nov. 15	*PHILLIPS	W	28	6		
Nov. 21	**(6) at Oklahoma A&M	L	0	20		
Nov. 27	*TCU	W	20	0		

*Southwest Conference game

+Little Rock, Ark.

#Shreveport, La.

*Fort Smith, Ark.



RAZORBACK FOOTBALL



1925 • (4-4-1, 2-2-1 SWC—T4th) • Captain: Brad Scott

DATE	OPPONENT	W	L	T	UA	OPP
Oct. 3	at Iowa		L		0	26
Oct. 10	OKLAHOMA BAPTIST		L		0	6
Oct. 17	*at Rice		L		9	13
Oct. 24	PHILLIPS	W			45	0
Oct. 31	*vs. LSU	W			12	0
Nov. 7	*at SMU			T	0	0
Nov. 14	*at TCU		L		0	3
Nov. 21	*(6) OKLAHOMA A&M (HC)	W			9	7
Nov. 26	(1) at Tulsa	W			20	7

*Southwest Conference game
+Shreveport, La.

1926 • (5-5-0, 2-2-0 SWC — T3rd)

Captain: Herman Boozman

DATE	OPPONENT	W	L	T	UA	OPP
Sept. 26	(9) ARK. ST. TEACHERS	W			60	0
Oct. 2	*OLE MISS	W			21	6
Oct. 9	at Oklahoma		L		6	13
Oct. 16	+vs. Hendrix	W			14	7
Oct. 23	*CENTENARY	W			33	6
Oct. 30	at Kansas State		L		7	16
Nov. 6	*#vs. LSU		L		0	14
Nov. 12	*TCU (HC)		L		7	10
Nov. 19	(6) at Oklahoma A&M	W			24	2
Nov. 25	(1) at Tulsa		L		7	14

*Southwest Conference games
+Little Rock, Ark.
#Shreveport, Ark.

1927 • (8-1-0, 3-1-0 SWC — 3rd) • Capt.: Eusell Coleman

DATE	OPPONENT	W	L	T	UA	OPP
Oct. 1	COLLEGE OF THE OZARKS	W			32	0
Oct. 8	*BAYLOR	W			13	6
Oct. 15	*at Texas A&M		L		6	40
Oct. 22	(2) MISSOURI-ROLLA	W			34	0
Oct. 29	*#LSU	W			28	0
Nov. 5	*at TCU	W			10	3
Nov. 12	(6) OKLAHOMA A&M (HC)	W			33	20
Nov. 19	AUSTIN	W			42	0
Nov. 26	+vs. Hendrix	W			20	7

*Southwest Conference game
#Shreveport, La.
+Little Rock, Ark.

1928 • (7-2-0, 3-1-0 SWC — 2nd) • Captain: Alva Winters

DATE	OPPONENT	W	L	T	UA	OPP
Sept. 29	at Ole Miss		L		0	25
Oct. 6	COLLEGE OF THE OZARKS	W			21	0
Oct. 13	*vs. Baylor	W			14	0
Oct. 27	*at Texas		L		7	20
Oct. 29	*TEXAS A&M (HC)	W			27	12
Nov. 3	*+vs. LSU	W			7	0
Nov. 17	(2) MISSOURI-ROLLA	W			45	6
Nov. 24	OKLAHOMA BAPTIST	W			57	0
Nov. 29	(15) SOUTHWESTERN	W			73	0

*Southwest Conference game
+Shreveport, La.



FRED THOMSEN

13 SEASONS — 1929-41, 56-61-10

Still the second-longest-tenured head coach in Arkansas football history, Fred

Thomsen was an offensive innovator who made the passing game an integral part of the UA attack. He led the Hogs to what would have been their first Southwest Conference title in 1933 only to vacate the championship for using an ineligible player. All-SWC performances by Jack Robbins and Jim Benton helped the Hogs to the SWC crown in 1936 and a tie for 18th in the final Associated Press poll in its first year of existence.

1929 • (7-2-0, 3-2-0 SWC — 3rd) • Capt.: Clarence Gels

DATE	OPPONENT	W	L	T	UA	OPP
Sept. 28	COLLEGE OF THE OZARKS	W			37	0
Oct. 5	HENDERSON (ARK.) ST.	W			30	7
Oct. 12	*TEXAS		L		0	27
Oct. 19	*at Baylor		L		20	31
Oct. 26	*at Texas A&M	W			14	13
Nov. 2	*+LSU	W			32	0
Nov. 9	EAST CENTRAL OKLA.	W			52	7
Nov. 16	CENTENARY (HC)	W			13	2
Nov. 28	*(6) at Oklahoma A&M	W			32	6

*Southwest Conference game
+Shreveport, La.

1930 • (3-6-0, 2-2-0 SWC — T4th)

Captain: Milan Creighton

DATE	OPPONENT	W	L	T	UA	OPP
Sept. 27	COLLEGE OF THE OZARKS	W			27	0
Oct. 4	(1) at Tulsa		L		6	26
Oct. 11	*at TCU		L		0	40
Oct. 18	*RICE (HC)	W			7	6
Oct. 25	*+TEXAS A&M	W			13	0
Nov. 1	#vs. LSU		L		12	27
Nov. 8	(6) OKLAHOMA A&M		L		0	26
Nov. 15	*BAYLOR		L		7	22
Nov. 27	at Centenary		L		6	7

*Southwest Conference game
+Little Rock, Ark.
#Shreveport, La.

1931 • (3-5-1, 0-4-0 SWC — 7th) • Captain: Earl Secrest

DATE	OPPONENT	W	L	T	UA	OPP
Sept. 26	COLLEGE OF THE OZARKS	W			13	6
Oct. 3	HENDRIX	W			19	0
Oct. 10	*SMU		L		6	42
Oct. 17	*at Baylor		L		7	19
Oct. 24	+vs. LSU		L		6	13
Oct. 31	*TCU (HC)		L		0	7
Nov. 3	at Chicago			T	13	13
Nov. 21	*at Rice		L		12	26
Nov. 26	at Centenary	W			6	0

*Southwest Conference game
+Shreveport, La.

1932 • (1-6-2, 1-4-0 SWC — 7th) • Capt.: Judson Irwin

DATE	OPPONENT	W	L	T	UA	OPP
Sept. 24	HENDRIX			T	0	0
Oct. 1	MISSOURI-ROLLA		L		19	20
Oct. 8	*at TCU		L		12	34
Oct. 15	*+BAYLOR	W			20	6
Oct. 22	#vs. LSU		L		0	14
Nov. 5	*RICE (HC)		L		7	13
Nov. 12	*at SMU		L		7	13
Nov. 18	*TEXAS		L		0	34
Nov. 26	at Centenary			T	0	0

*Southwest Conference game
+Little Rock, Ark.
#Shreveport, La.

1933 • (7-3-1, 4-1-0 SWC — 1st) • Capt.: Lewis Johnson

DATE	OPPONENT	W	L	T	UA	OPP
Sept. 23	COLLEGE OF THE OZARKS	W			40	0
Sept. 30	OKLAHOMA BAPTIST	W			42	7
Oct. 7	*TCU	W			13	0
Oct. 14	*+BAYLOR	W			19	7
Oct. 21	#at LSU		L		0	20
Oct. 28	*SMU (HC)	W			3	0
Nov. 11	*at Rice		L		6	7
Nov. 18	HENDRIX	W			63	0
Nov. 24	*at Texas	W			20	6
Nov. 30	(1) at Tulsa		L		0	7
Jan. 1	>vs. Centenary			T	7	7

*Southwest Conference game
+Little Rock, Ark.
#Shreveport, La.

>Dixie Classic (Dallas, Texas)

NOTE: No SWC champion recognized in 1933.

1934 • (4-4-2, 2-3-1 SWC — 5th) • Capt.: W. R. Benton

DATE	OPPONENT	W	L	T	UA	OPP
Sept. 29	COLLEGE OF THE OZARKS	W			13	0
Oct. 6	*at TCU	W			24	10
Oct. 13	*+BAYLOR	W			6	0
Oct. 20	#vs. LSU		L		0	16
Oct. 27	MISSOURI-ROLLA	W			20	0
Nov. 3	*at Texas A&M			T	7	7
Nov. 10	*RICE (HC)		L		0	7
Nov. 17	*at SMU		L		6	10
Nov. 23	*TEXAS		L		12	19
Nov. 29	(1) at Tulsa			T	7	7

*Southwest Conference game
+Little Rock, Ark.
#Shreveport, La.

1935 • (5-5-0, 2-4-0 SWC — 5th) • Capt.: Choice Rucker

DATE	OPPONENT	W	L	T	UA	OPP
Sept. 28	PITTSBURG (KAN.) ST.	W			12	0
Oct. 5	*TCU		L		7	13
Oct. 12	*at Baylor		L		6	13
Oct. 19	#vs. LSU		L		7	13
Oct. 26	COLLEGE OF THE OZARKS	W			51	6
Nov. 2	*+TEXAS A&M	W			14	7
Nov. 8	*at Rice		L		7	20
Nov. 16	*SMU (HC)		L		6	17
Nov. 22	*at Texas	W			28	13
Nov. 28	(1) at Tulsa	W			14	7

*Southwest Conference game
#Shreveport, La.
+Little Rock, Ark.

ALL-TIME RESULTS | HISTORY

2007





UNIVERSITY OF ARKANSAS

1936 • SWC CHAMPION • (7-3-0, 5-1-0 SWC – 1st)
T18th AP • Captain: Clifford Van Sickle

DATE	OPPONENT	UA/OPP RANK	W	L	T	UA	OPP
Sept. 26	PITTSBURG (KAN.) ST.		W			53	0
Oct. 3	*at TCU			L		14	18
Oct. 10	*BAYLOR		W			14	10
Oct. 16	at George Washington			L		6	13
Oct. 24	#vs. LSU	NR/13	L			7	19
Oct. 31	*at Texas A&M		W			18	0
Nov. 7	*RICE (HC)		W			20	14
Nov. 14	*at SMU	NR/19	W			17	0
Nov. 26	(1) at Tulsa		W			23	13
Dec. 3	*+TEXAS	18/NR	W			6	0

*Southwest Conference game
#Shreveport, La.
+Little Rock, Ark.

1937 • (6-2-2, 3-2-1 SWC – 3rd) • T14th AP
Captains: Jack Robbins, Jim Benton

DATE	OPPONENT	UA/OPP RANK	W	L	T	UA	OPP
Sept. 25	CENTRAL (OKLA.) STATE		W			25	0
Oct. 2	*TCU				T	7	7
Oct. 9	*at Baylor			L		14	20
Oct. 16	*at Texas		W			21	10
Oct. 23	*SMU		W			13	0
Oct. 30	*TEXAS A&M (HC)	20/NR	W			26	13
Nov. 6	*at Rice	16/NR	L			20	26
Nov. 13	#vs. Ole Miss	20/NR	W			32	6
Nov. 20	+GEORGE WASHINGTON				T	0	0
Nov. 25	(1) at Tulsa		W			28	7

*Southwest Conference game
^Fort Smith, Ark.
#Memphis, Tenn.
+Little Rock, Ark.

1938 • (2-7-1, 1-5-0 SWC – 7th) • Captain: Lloyd Woodell

DATE	OPPONENT	UA/OPP RANK	W	L	T	UA	OPP
Sept. 24	(6) OKLAHOMA A&M		W			27	7
Oct. 1	*at TCU			L		14	21
Oct. 8	*BAYLOR			L		6	9
Oct. 15	*+TEXAS		W			42	6
Oct. 22	at Santa Clara	NR/6	L			6	21
Oct. 29	*at Texas A&M		L			7	13
Nov. 5	*RICE (HC)		L			0	3
Nov. 12	*at SMU		L			6	19
Nov. 16	#Ole Miss		L			14	20
Nov. 24	(1) at Tulsa				T	6	6

*Southwest Conference game
+Little Rock, Ark.
#Memphis, Tenn.

1939 • (4-5-1, 2-3-1 SWC – 5th)

Captains: Kay Eakin, Ray Cole

DATE	OPPONENT	UA/OPP RANK	W	L	T	UA	OPP
Sept. 23	(6) OKLAHOMA A&M		W			32	6
Sept. 30	#(8) vs. Mississippi State		L			0	19
Oct. 7	*TCU		W			14	13
Oct. 14	*at Baylor		L			7	19
Oct. 21	*at Texas		L			13	14
Oct. 28	at Villanova		L			0	7
Nov. 4	*TEXAS A&M (HC)	NR/5	L			0	27
Nov. 11	*at Rice				T	12	12
Nov. 17	*+SMU	NR/17	W			14	0
Nov. 30	(1) at Tulsa		W			23	0

#Memphis, Tenn.
*Southwest Conference game
+Little Rock, Ark.

1940 • (4-6-0, 1-5-0 SWC – 6th)

Captains: A.J. Yates, Howard Hickey

DATE	OPPONENT	UA/OPP RANK	W	L	T	UA	OPP
Sept. 28	E. CENTRAL (OKLA.) ST.		W			38	0
Oct. 5	*at TCU			L		0	20
Oct. 12	*BAYLOR		W			12	6
Oct. 19	*+TEXAS	NR/14	L			0	21
Oct. 26	#vs. Ole Miss		W			21	20
Nov. 2	*at Texas A&M	NR/5	L			0	17
Nov. 9	*RICE (HC)		L			7	14
Nov. 16	*at SMU	NR/20	L			0	28
Nov. 21	at Fordham	NR/15	L			7	27
Nov. 28	(1) at Tulsa		W			27	21

*Southwest Conference game
+Little Rock, Ark.
#Memphis, Tenn.

1941 • (3-7-0, 0-6-0 SWC – 7th) • Captain: Daryl Cato

DATE	OPPONENT	UA/OPP RANK	W	L	T	UA	OPP
Sept. 27	E. CENTRAL (OKLA.) ST.		W			56	0
Oct. 4	*TCU		L			0	9
Oct. 11	*at Baylor		L			7	20
Oct. 18	*at Texas	NR/2	L			14	48
Oct. 24	at Detroit		W			9	6
Nov. 1	*+TEXAS A&M	NR/5	L			0	7
Nov. 8	*at Rice		L			12	21
Nov. 15	*SMU (HC)		L			7	14
Nov. 22	#vs. Ole Miss		L			0	18
Nov. 27	(1) at Tulsa		W			13	6

*Southwest Conference game
+Little Rock, Ark.
#Memphis, Tenn.

GEORGE COLE

1 SEASON — 1942, 3-7-0

The first of just two Arkansas graduates to serve as head football coach at his alma mater, George Cole went on to serve as athletic director at the school from 1970 to 1973. An All-Southwest Conference quarterback and a shortstop on the UA baseball team during his collegiate career, Cole began his administrative career as a line coach for the Razorbacks in 1936 and served as assistant athletic director under John Barnhill. Arkansas' baseball facility, Baum Stadium at George Cole Field, bears his name.

1942 • (3-7-0, 0-6-0 SWC – 7th)

Captains: Clayton Wynne, Robert Forte

DATE	OPPONENT	UA/OPP RANK	W	L	T	UA	OPP
Sept. 26	(3) WICHITA		W			27	0
Oct. 3	*at TCU			L		6	13
Oct. 10	*BAYLOR		L			7	20
Oct. 17	*+TEXAS	NR/20	L			6	47
Oct. 24	#vs. Ole Miss		W			7	6
Oct. 31	*at Texas A&M		L			0	41
Nov. 7	*RICE (HC)		L			9	40
Nov. 14	*at SMU		L			6	14
Nov. 21	at Detroit		W			14	7
Nov. 26	(1) at Tulsa	NR/6	L			7	40

*Southwest Conference game
+Little Rock, Ark.
#Memphis, Tenn.

JOHN TOMLIN

1 SEASON — 1943, 2-7-0

The Razorbacks managed just two wins and tied for fifth place in the Southwest Conference in their only season under John Tomlin. His brief tenure ended with one of the most lopsided losses in UA history, a 61-0 loss at Tulsa.

1943 • (2-7-0, 1-4-0 SWC – T5th)

Captains: Lamar Dingler, Ben Jones

DATE	OPPONENT	UA/OPP RANK	W	L	T	UA	OPP
Sept. 25	(2) MISSOURI SCHOOL OF MINES		W			59	0
Oct. 2	*+TCU			L		0	13
Oct. 9	MONTICELLO NAVY		L			12	20
Oct. 16	*at Texas		L			0	34
Oct. 30	*TEXAS A&M (HC)	NR/19	L			0	13
Nov. 6	*at Rice		L			7	20
Nov. 13	*+at SMU		W			14	12
Nov. 19	^(6) OKLAHOMA A&M		L			13	19
Nov. 25	(1) at Tulsa	NR/20	L			0	61

*Southwest Conference game
+Little Rock, Ark.
#San Antonio, Texas
^Fort Smith, Ark.



GLEN ROSE

2 SEASONS — 1944-45, 8-12-1

While guiding the Razorback football program through the final years of the World War II era, Glen Rose recorded back-to-back wins over Ole Miss and directed the Hogs in their most recent game against an in-state opponent — a 41-0 win over Arkansas State in the 1944 season finale.

1944 • (5-5-1, 2-2-1 SWC – 3rd)

Captains: Lamar Dingler, James Young

DATE	OPPONENT	UA/OPP RANK	W	L	T	UA	OPP
Sept. 23	^at Missouri		W			7	6
Sept. 29	#(6) at Oklahoma A&M		L			0	19
Oct. 7	*at TCU				T	6	6
Oct. 14	NORMAN NAVY		L			7	27
Oct. 21	*+TEXAS		L			0	19
Oct. 28	#vs. Ole Miss		W			26	18
Nov. 4	*at Texas A&M		W			7	6
Nov. 11	*RICE (HC)		W			12	7
Nov. 18	*at SMU		L			12	20
Nov. 23	at Tulsa		L			2	33
Dec. 2	ARKANSAS STATE		W			41	0

^St. Louis, Mo.
#Oklahoma City, Okla.
*Southwest Conference game
+Little Rock, Ark.
&Memphis, Tenn.



RAZORBACK FOOTBALL



1945 • (3-7-0, 1-5-0 SWC – 7th)

Captains: Earl Wheeler, Henry Ford

DATE	OPPONENT	UA/OPP RANK	W	L	T	UA	OPP
Sept. 22	+at Barksdale Field		W			12	6
Sept. 29	(6) OKLAHOMA A&M			L		14	19
Oct. 6	*TCU		W			27	14
Oct. 13	*at Baylor			L		13	23
Oct. 20	*#TEXAS	NR/10	L			7	34
Oct. 27	>vs. Ole Miss		W			19	0
Nov. 3	*TEXAS A&M (HC)		L			0	34
Nov. 10	*at Rice		L			7	26
Nov. 17	*at SMU		L			0	21
Nov. 23	(1) at Tulsa	NR/17	L			13	45

+Shreveport, La.

*Southwest Conference game

#Little Rock, Ark.

>Memphis, Tenn.



JOHN BARNHILL

4 SEASONS — 1946-49, 22-17-3

Widely credited with uniting the state of Arkansas behind the Razorback program, John Barnhill led UA to a share of the Southwest Conference title and its first Cotton Bowl berth in the first of his four seasons before retiring from coaching to focus on his duties as athletic director. His coaching tenure included the debut of War Memorial Stadium in Little Rock, Ark., the Hogs' second and third bowl appearances and the recruitment of 1948 All-American and Olympic silver medal winner Clyde Scott.

1946 • SWC CO-CHAMPION • (6-3-2, 5-1-0 SWC – T1st)

16th AP • Captain: Joyce Pipkin

DATE	OPPONENT	UA/OPP RANK	W	L	T	UA	OPP
Sept. 21	N'WESTERN (LA.) ST.		W			21	14
Sept. 28	(6) at Oklahoma A&M				T	21	21
Oct. 5	*at TCU		W			34	14
Oct. 12	*BAYLOR	18/NR	W			13	0
Oct. 19	*at Texas	14/3	L			0	20
Oct. 26	+vs. Ole Miss		L			7	9
Nov. 2	*at Texas A&M		W			7	0
Nov. 9	*#RICE	NR/5	W			7	0
Nov. 16	*SMU (HC)	17/NR	W			13	0
Nov. 28	(1) at Tulsa	10/NR	L			13	14
Jan. 1	>vs. LSU	16/8	T			0	0

*Southwest Conference game

+Memphis, Tenn.

#Little Rock, Ark.

>1947 Cotton Bowl (Dallas, Texas)

1947 • (6-4-1, 1-4-1 SWC – T5th) • Capt.: James Minor

DATE	OPPONENT	UA/OPP RANK	W	L	T	UA	OPP
Sept. 20	N'WESTERN (LA.) ST.		W			64	0
Sept. 27	+(11) NORTH TEXAS ST.		W			12	0
Oct. 4	*TCU		W			6	0
Oct. 11	*at Baylor			L		9	17
Oct. 18	*#vs. Texas	NR/3	L			6	21
Oct. 25	#vs. Ole Miss		W			19	14
Nov. 1	*TEXAS A&M (HC)			T		21	21
Nov. 8	*at Rice		L			0	26
Nov. 15	*at SMU	NR/4	L			6	14
Nov. 27	(1) at Tulsa		W			27	13
Jan. 1	>vs. William & Mary	NR/14	W			21	19

+Little Rock, Ark.

*Southwest Conference game

#Memphis, Tenn.

>1948 Dixie Bowl (Birmingham, Ala.)

1948 • (5-5-0, 2-4-0 SWC – 5th) • Captain: Clyde Scott

DATE	OPPONENT	UA/OPP RANK	TV	W	L	T	UA	OPP
Sept. 18	+ABELINE CHRISTIAN			W			40	6
Sept. 25	EAST TEXAS STATE			W			46	7
Oct. 2	*at TCU		NA-R	W			27	14
Oct. 9	*BAYLOR	13/NR		L			7	23
Oct. 16	*at Texas			L			6	14
Oct. 30	*at Texas A&M			W			28	6
Nov. 6	*+RICE			L			6	25
Nov. 13	*SMU (HC)	NR/7		L			12	14
Nov. 20	+(1) TULSA			W			55	18
Nov. 27	+WILLIAM & MARY	NR/20		L			0	19

+Little Rock, Ark.

*Southwest Conference game

1949 • (5-5-0, 2-4-0 SWC – 6th) • Captain: Alvin Duke

DATE	OPPONENT	UA/OPP RANK	TV	W	L	T	UA	OPP
Sept. 24	+(11) NORTH TEXAS ST.			W			33	19
Oct. 1	*TCU			W			27	7
Oct. 8	*at Baylor			L			13	35
Oct. 15	*+TEXAS	NR/16		L			14	27
Oct. 22	at Vanderbilt			W			7	6
Oct. 29	*TEXAS A&M (HC)			W			27	6
Nov. 5	*at Rice	NR/8		L			0	14
Nov. 12	*at SMU	NR/12		L			6	34
Nov. 19	+WILLIAM & MARY			L			0	20
Nov. 26	(1) TULSA			W			20	7

+Little Rock, Ark.

*Southwest Conference game

OTIS DOUGLAS

3 SEASONS — 1950-52, 9-21-0

Despite personnel that included future NFL stars Fred Williams, Dave "Hawg" Hanner, Pat Summerall, Lamar McHan, Floyd Sagely and Lewis Carpenter, the Razorbacks managed just nine wins during Douglas' three-year tenure. The highlight of his stay was a 16-14 win over Texas in 1951 — the Razorbacks' first win over the Longhorns in Fayetteville.

1950 • (2-8-0, 1-5-0 SWC – 7th) • Capt.: George Eckert

DATE	OPPONENT	UA/OPP RANK	TV	W	L	T	UA	OPP
Sept. 23	+(6) OKLAHOMA A&M			L			7	12
Sept. 30	(11) NORTH TEXAS ST.			W			50	6
Oct. 7	*at TCU			L			6	13
Oct. 14	*BAYLOR		W				27	6
Oct. 21	*at Texas	NR/7		L			14	19
Oct. 28	+VANDERBILT			L			13	14
Nov. 4	*at Texas A&M			L			13	42
Nov. 11	*RICE (HC)			L			6	9
Nov. 18	*+SMU	NR/14		L			7	14
Nov. 23	(1) at Tulsa			L			13	28

+Little Rock, Ark.

*Southwest Conference game

1951 • (5-5-0, 2-4-0 SWC – 6th)

Captains: Dave Hanner, Pat Summerall

DATE	OPPONENT	UA/OPP RANK	TV	W	L	T	UA	OPP
Sept. 22	(6) at Oklahoma A&M			W			42	7
Sept. 29	ARIZONA STATE			W			30	13
Oct. 6	*+TCU			L			7	17
Oct. 13	*at Baylor	NR/12		L			7	9
Oct. 20	*TEXAS	NR/4	W				16	14
Oct. 27	+SANTA CLARA	19/NR		L			12	21
Nov. 3	*TEXAS A&M (HC)	NR/18	W				33	21
Nov. 10	*at Rice	20/NR		L			0	6
Nov. 17	*at SMU			L			7	47
Nov. 24	+(1) TULSA			W			24	7

*Southwest Conference game

+Little Rock, Ark.

1952 • (2-8-0, 1-5-0 SWC – 7th)

Captains: Dean Pryor, Buddy Sutton

DATE	OPPONENT	UA/OPP RANK	TV	W	L	T	UA	OPP
Sept. 20	+(6) OKLAHOMA A&M			W			22	20
Sept. 27	HOUSTON			L			7	17
Oct. 4	*at TCU			L			7	13
Oct. 11	*+BAYLOR		W				20	17
Oct. 18	*at Texas			L			7	44
Oct. 25	+OLE MISS			L			7	34
Nov. 1	*at Texas A&M			L			12	31
Nov. 8	*RICE			L			33	35
Nov. 15	*SMU (HC)			L			17	27
Nov. 22	(1) at Tulsa			L			34	44

+Little Rock, Ark.

*Southwest Conference game



BOWDEN WYATT

2 SEASONS — 1953-54, 11-10-0

After an inauspicious 3-7-0 mark in his initial campaign, Bowden Wyatt led the "25 Little Pigs" to Arkansas' second Southwest Conference title in 1954. That season also saw the Hogs earn their first win at Texas in 17 years, followed the next week by a 6-0 upset of Ole Miss on a 66-yard touchdown pass from Bob Benson to Preston Carpenter known to Razorback fans as the "Powder River Play." Wyatt left after the 1954 season to coach Tennessee, his alma mater.

1953 • (3-7-0, 2-4-0 SWC – 5th)

Captains: Jim Speering, Ralph Troillett

DATE	OPPONENT	UA/OPP RANK	TV	W	L	T	UA	OPP
Sept. 26	+(6) OKLAHOMA A&M			L			6	7
Oct. 3	*TCU			W			13	6
Oct. 10	*at Baylor	NR/9		L			7	14
Oct. 17	*TEXAS (HC)			L			7	16
Oct. 24	#vs. Ole Miss	ABC-N		L			0	28
Oct. 31	*+TEXAS A&M		W				41	14
Nov. 7	*at Rice			L			0	47
Nov. 14	*at SMU			L			7	13
Nov. 21	+LSU			L			8	9
Nov. 28	(1) TULSA		W				27	7

+Little Rock, Ark.

*Southwest Conference game

#Memphis, Tenn.

1954 • SWC CHAMPION • (8-3-0, 5-1-0 SWC – 1st)

10th AP/8th UPI • Captains: Bobby Proctor, Jim Roth

DATE	OPPONENT	UA/OPP RANK	TV	W	L	T	UA	OPP
Sept. 25	(1) TULSA			W			41	0
Oct. 2	*at TCU			W			20	13
Oct. 9	*BAYLOR			W			21	20
Oct. 16	*at Texas	12/NR		W			20	7
Oct. 23	+OLE MISS	7/NR		W			6	0
Oct. 30	*at Texas A&M	4/NR		W			14	7
Nov. 6	*+RICE	4/15		W			28	15
Nov. 13	*SMU (HC)	4/19		L			14	21
Nov. 20	#vs. LSU	9/NR		L			6	7
Nov. 27	at Houston	13/NR	W				19	0
Jan. 1	>vs. Georgia Tech	10/NR NBC-N	L				6	14

*Southwest Conference game

+Little Rock, Ark.

#Shreveport, La.

>1955 Cotton Bowl (Dallas, Texas)



UNIVERSITY OF ARKANSAS



JACK MITCHELL
3 SEASONS — 1955-57, 17-12-1

Jack Mitchell led Arkansas to three winning seasons and consecutive wins over Texas in 1955 and 1956 and consecutive wins over unbeaten Ole Miss teams in 1956 and 1957 before leaving UA for Kansas following the 1957 season.

1955 • (5-4-1, 3-2-1 SWC – 4th)
Captains: Preston Carpenter, Henry Moore

DATE	OPPONENT	UA/OPP RANK	TV	W	L	T	UA	OPP
Sept. 17	(1) TULSA			W			21	6
Sept. 24	+(6) OKLA. A&M	17/NR		W			21	0
Oct. 1	*TCU	NR/10			L		0	26
Oct. 8	*at Baylor				L		20	25
Oct. 15	*+TEXAS			W			27	20
Oct. 22	at Ole Miss				L		7	17
Oct. 29	*TEXAS A&M (HC)	NR/11				T	7	7
Nov. 5	*at Rice		NA-R	W			10	0
Nov. 12	*at SMU		NA-R	W			6	0
Nov. 19	+LSU				L		7	13

+Little Rock, Ark.
*Southwest Conference game

1956 • (6-4-0, 3-3-0 SWC – 4th)
Captains: Neil Martin, Ted Souter

DATE	OPPONENT	UA/OPP RANK	TV	W	L	T	UA	OPP
Sept. 22	HARDIN-SIMMONS			W			21	6
Sept. 29	+(6) OKLAHOMA A&M			W			19	7
Oct. 6	*at TCU		NA-N		L		6	41
Oct. 13	*BAYLOR				L		7	14
Oct. 20	*at Texas			W			32	14
Oct. 27	+OLE MISS			W			14	0
Nov. 3	*at Texas A&M		NA-R		L		0	27
Nov. 10	*RICE (HC)			W			27	12
Nov. 17	+SMU			W			27	13
Nov. 24	#vs. LSU				L		7	21

+Little Rock, Ark.
*Southwest Conference game
#Shreveport, La.

1957 • (6-4-0, 2-4-0 SWC – T5th)
Captains: Jay Donathan, Gerald Nesbit, George Walker

DATE	OPPONENT	UA/OPP RANK	TV	W	L	T	UA	OPP
Sept. 21	+(6) OKLAHOMA STATE			W			12	0
Sept. 28	(1) TULSA			W			41	14
Oct. 5	*+TCU	NR/18		W			20	7
Oct. 12	*at Baylor	11/NR		W			20	17
Oct. 19	*TEXAS	10/NR			L		0	17
Oct. 26	#vs. Ole Miss	NR/6		W			12	6
Nov. 2	*TEXAS A&M (HC)	11/1			L		6	7
Nov. 9	*at Rice	12/NR	NA-R		L		7	13
Nov. 16	*at SMU				L		22	27
Nov. 23	+TEXAS TECH			W			47	26

+Little Rock, Ark.
*Southwest Conference game
#Memphis, Tenn.



FRANK BROYLES
19 SEASONS — 1958-76, 144-58-5

Frank Broyles' arrival at Arkansas prior to the 1958 season marked the beginning of a relationship between Broyles and the institution he has served as athletic director since 1973. With 144 wins in 19 seasons, Broyles ranks as the winningest and longest-tenured head football coach in UA history. His 1964 team went 11-0-0 to earn the school's only national championship and No. 1 final ranking by the Football Writers Association of America. He led the Razorbacks to 10 bowl appearances, including nine New Year's Day Bowls.

1958 • (4-6-0, 2-4-0 SWC – T5th)
Captains: Richard Bell, Billy Micheal

DATE	OPPONENT	UA/OPP RANK	W	L	T	UA	OPP
Sept. 20	*+BAYLOR			L		0	12
Sept. 27	(1) TULSA			L		14	27
Oct. 4	*at TCU				L	7	12
Oct. 11	*RICE				L	0	24
Oct. 18	*TEXAS	NR/7			L	6	24
Oct. 25	+OLE MISS	NR/6			L	12	14
Nov. 1	*at Texas A&M			W		21	8
Nov. 8	+HARDIN-SIMMONS			W		60	15
Nov. 15	*SMU (HC)	NR/15		W		13	6
Nov. 22	at Texas Tech			W		14	8

*Southwest Conference game
+Little Rock, Ark.

1959 • SWC CO-CHAMPION • (9-2-0, 5-1-0 SWC – T1st)
9th AP/9th UPI • Captains: Billy Luplow, James Monroe, Barry Switzer

DATE	OPPONENT	UA/OPP RANK	TV	W	L	T	UA	OPP
Sept. 19	(1) TULSA			W			28	0
Sept. 26	+(6) OKLAHOMA STATE			W			13	7
Oct. 3	*TCU			W			3	0
Oct. 10	*at Baylor	19/NR		W			23	7
Oct. 17	*+TEXAS	12/3			L		12	13
Oct. 24	#vs. Ole Miss	10/4			L		0	28
Oct. 31	*TEXAS A&M (HC)	17/NR	NA-R	W			12	7
Nov. 7	*at Rice	16/NR		W			14	10
Nov. 14	*at SMU	20/NR	NA-R	W			17	14
Nov. 21	+TEXAS TECH	13/NR		W			27	8
Jan. 1	>vs. Georgia Tech	9/NR	NA-N	W			14	7

+Little Rock, Ark.
*Southwest Conference game
#Memphis, Tenn.
>1960 Gator Bowl (Jacksonville, Fla.)

1960 • SWC CHAMPION • (8-3-0, 6-1-0 SWC – 1st)
7th AP/7th UPI • Captains: Steve Butler, Wayne Harris

DATE	OPPONENT	UA/OPP RANK	TV	W	L	T	UA	OPP
Sept. 17	+(6) OKLA. STATE	19/NR		W			9	0
Sept. 24	(1) TULSA			W			48	7
Oct. 1	*at TCU	14/NR		W			7	0
Oct. 8	*BAYLOR	20/3			L		14	28
Oct. 15	*at Texas	NR/11	ABC-R	W			24	23
Oct. 22	+OLE MISS	14/2			L		7	10
Oct. 29	*at Texas A&M	12/NR		W			7	3
Nov. 5	*+RICE	16/10		W			3	0
Nov. 12	*SMU (HC)	9/NR		W			26	3
Nov. 19	*at Texas Tech	7/NR		W			34	6
Jan. 1	#vs. Duke	7/10	CBS-N		L		6	7

+Little Rock, Ark.
*Southwest Conference game
#1961 Cotton Bowl (Dallas, Texas)

1961 • SWC CO-CHAMPION • (8-3-0, 6-1-0 SWC – T1st)
9th AP/8th UPI • Capts.: John Childress, Harold Horton, George McKinney

DATE	OPPONENT	UA/OPP RANK	TV	W	L	T	UA	OPP
Sept. 23	#at Ole Miss	12/9	ABC-N		L		0	16
Sept. 30	(1) TULSA			W			6	0
Oct. 7	*+TCU	NR/18		W			28	3
Oct. 14	*at Baylor	20/9		W			23	13
Oct. 21	*TEXAS	10/3			L		7	33
Oct. 28	+N'WESTERN (LA.) ST.			W			42	7
Nov. 4	*TEXAS A&M (HC)	22/NR		W			15	8
Nov. 11	*at Rice	18/NR		W			10	0
Nov. 18	*at SMU	14/NR		W			21	7
Nov. 25	*+TEXAS TECH	9/NR		W			28	0
Jan. 1	>vs. Alabama	9/1	NA-N		L		3	10

#Jackson, Miss.
*Southwest Conference game
+Little Rock, Ark.
>1962 Sugar Bowl (New Orleans, La.)

1962 • (9-2-0, 6-1-0 SWC – 2nd) • 6th AP/6th UPI
Captains: Billy Moore, Ray Trail

DATE	OPPONENT	UA/OPP RANK	TV	W	L	T	UA	OPP
Sept. 22	+(6) OKLA. STATE	15/NR		W			34	7
Sept. 29	(1) TULSA	11/NR		W			42	14
Oct. 6	*at TCU	15/NR		W			42	14
Oct. 13	*BAYLOR	8/NR		W			28	21
Oct. 20	*at Texas	7/1			L		3	7
Oct. 27	+HARDIN-SIMMONS	9/NR		W			49	7
Nov. 3	*at Texas A&M	8/NR		W			17	7
Nov. 10	*RICE (HC)	6/NR		W			28	14
Nov. 17	*+SMU	7/NR		W			9	7
Nov. 24	*at Texas Tech	7/NR		W			34	0
Jan. 1	#vs. Ole Miss	6/3	NBC-N		L		13	17

+Little Rock, Ark.
*Southwest Conference game
#1963 Sugar Bowl (New Orleans, La.)

1963 • (5-5-0, 3-4-0 SWC – 4th)
Captains: Jim Grizzle, Mike Parker

DATE	OPPONENT	UA/OPP RANK	TV	W	L	T	UA	OPP
Sept. 21	+(6) OKLA. STATE	8/NR		W			21	0
Sept. 28	+MISSOURI	8/NR			L		6	7
Oct. 5	*TCU	12/25		W			18	3
Oct. 12	*at Baylor	12/NR			L		10	14
Oct. 19	*+TEXAS	12/1			L		13	17
Oct. 26	(1) TULSA	11/NR		W			56	7
Nov. 2	*+TEXAS A&M	11/NR		W			21	7
Nov. 9	*at Rice		NA-R		L		0	7
Nov. 16	*at SMU				L		7	14
Nov. 23	*TEXAS TECH (HC)			W			27	20

+Little Rock, Ark.
*Southwest Conference game

1964 • NATIONAL CHAMPION • SWC CHAMPION
(11-0-0, 7-0-0 SWC – 1st) • 1st FWAA/2nd AP/2nd UPI
Captains: seniors

DATE	OPPONENT	UA/OPP RANK	TV	W	L	T	UA	OPP
Sept. 19	+(6) OKLA. STATE	11/NR		W			14	10
Sept. 26	(1) TULSA	11/NR	NA-R	W			31	22
Oct. 3	*at TCU	11/NR		W			29	6
Oct. 10	*+BAYLOR	9/NR		W			17	6
Oct. 17	*at Texas	8/1		W			14	13
Oct. 24	+(3) WICHITA ST.	4/NR		W			17	0
Oct. 31	*at Texas A&M	4/NR		W			17	0
Nov. 7	*RICE	4/NR		W			21	0
Nov. 14	*SMU (HC)	3/NR		W			44	0
Nov. 21	*at Texas Tech	3/NR		W			17	0
Jan. 1	>vs. Nebraska	2/6	CBS-N		W		10	7

+Little Rock, Ark.
*Southwest Conference game
>1965 Cotton Bowl (Dallas, Texas)



RAZORBACK FOOTBALL



1965 • SWC CHAMPION • (10-1-0, 7-0-0 SWC – 1st)
3rd AP/2nd UPI • Captains: seniors

DATE	OPPONENT	UA/OPP RANK	TV	W	L	T	UA	OPP
Sept. 18	+(6) OKLA. STATE	6/NR		W			28	14
Sept. 25	(1) TULSA	5/NR		W			20	12
Oct. 2	*+TCU	4/NR		W			28	0
Oct. 9	*at Baylor	3/NR		W			38	7
Oct. 16	*TEXAS	3/1 NBC-N		W			27	24
Oct. 23	+(11) N. TEXAS ST.	1/NR		W			55	20
Oct. 30	*+TEXAS A&M	2/NR		W			31	0
Nov. 6	*at Rice	2/NR		W			31	0
Nov. 13	*at SMU	2/NR		W			24	3
Nov. 20	*TEXAS TECH (HC)	2/9 NA-R		W			42	24
Jan. 1	>vs. LSU	2/15 CBS-N	L				7	14

+Little Rock, Ark.
*Southwest Conference game
>1966 Cotton Bowl (Dallas, Texas)

1966 • (8-2-0, 5-2-0 SWC – T2nd) • 13th UPI
Captains: seniors

DATE	OPPONENT	UA/OPP RANK	TV	W	L	T	UA	OPP
Sept. 17	+(6) OKLA. STATE	5/NR		W			14	10
Sept. 24	(1) TULSA	6/NR		W			27	8
Oct. 1	*at TCU	7/NR		W			21	0
Oct. 8	*BAYLOR	5/12			L		0	7
Oct. 15	*at Texas	12/NR NBC-R		W			12	7
Oct. 22	+(3) WICHITA ST.	11/NR		W			41	0
Oct. 29	*at Texas A&M	9/21		W			34	0
Nov. 5	*+RICE	8/NR		W			31	20
Nov. 12	*SMU (HC)	6/15		W			22	0
Nov. 19	*at Texas Tech	6/NR			L		16	21

+Little Rock, Ark.
*Southwest Conference game

1967 • (4-5-1, 3-3-1 SWC – 5th)
Captains: Hartford Hamilton, Ernest Ruple, Larry Watkins

DATE	OPPONENT	UA/OPP RANK	TV	W	L	T	UA	OPP
Sept. 23	+(6) OKLA. STATE	11/NR			L		6	7
Sept. 30	(1) TULSA				L		12	14
Oct. 7	*TCU			W			26	0
Oct. 14	*at Baylor					T	10	10
Oct. 21	*+TEXAS	ABC-N		L			12	21
Oct. 28	+KANSAS STATE			W			28	7
Nov. 4	*TEXAS A&M (HC)			L			21	33
Nov. 11	*at Rice			W			23	9
Nov. 18	*at SMU			W			35	17
Nov. 25	*+TEXAS TECH	NA-R		L			27	31

+Little Rock, Ark.
*Southwest Conference game

1968 • SWC CO-CHAMPION • (10-1-0, 6-1-0 SWC – T1st)
6th AP/9th UPI • Captains: Gary Adams, Jim Barnes

DATE	OPPONENT	UA/OPP RANK	TV	W	L	T	UA	OPP
Sept. 21	+(6) OKLA. STATE			W			32	15
Sept. 28	(1) TULSA			W			56	13
Oct. 5	*at TCU	20/NR		W			17	7
Oct. 12	*BAYLOR	14/NR		W			35	19
Oct. 19	*at Texas	9/17			L		29	39
Oct. 26	+N. TEXAS ST.	16/NR		W			17	15
Nov. 2	*at Texas A&M	17/NR		W			25	22
Nov. 9	*RICE (HC)	14/NR		W			46	21
Nov. 16	*+SMU	10/NR NA-R		W			35	29
Nov. 23	*at Texas Tech	9/NR		W			42	7
Jan. 1	>vs. Georgia	9/4 NBC-N		W			16	2

+Little Rock, Ark.
*Southwest Conference game
>1969 Sugar Bowl (New Orleans, La.)

1969 • (9-2-0, 6-1-0 SWC – 2nd) • 7th AP/3rd UPI
Captains: Rodney Brand, Bruce Maxwell, Cliff Powell, Terry Stewart

DATE	OPPONENT	UA/OPP RANK	TV	W	L	T	UA	OPP
Sept. 20	+(6) OKLA. STATE	2/NR		W			39	0
Sept. 27	(1) TULSA	3/NR		W			55	0
Oct. 4	*+TCU	3/NR		W			24	6
Oct. 11	*at Baylor	3/NR		W			21	7
Oct. 25	+(3) WICHITA ST.	4/NR		W			52	14
Nov. 1	*TEXAS A&M (HC)	4/NR ABC-R		W			35	13
Nov. 8	*at Rice	4/NR		W			30	6
Nov. 15	*at SMU	4/NR		W			28	15
Nov. 27	*+TEXAS TECH	2/NR NA-N		W			33	0
Dec. 6	*TEXAS	2/1 ABC-N	L				14	15
Jan. 1	>vs. Ole Miss	3/13 ABC-N	L				22	27

+Little Rock, Ark.
*Southwest Conference game
>1970 Sugar Bowl (New Orleans, La.)

1970 • (9-2-0, 6-1-0 SWC – 2nd) • 11th AP/12th UPI
Captains: Bill Burnett, Bill Montgomery, Dick Bumpas, Mike Boschetti

DATE	OPPONENT	UA/OPP RANK	TV	W	L	T	UA	OPP
Sept. 12	+STANFORD	4/10 NA-N		L			28	34
Sept. 19	+(6) OKLA. STATE	11/NR		W			23	7
Sept. 26	(1) TULSA	12/NR		W			26	7
Oct. 3	*at TCU	11/NR		W			49	14
Oct. 10	*+BAYLOR	10/NR		W			41	7
Oct. 24	+(3) WICHITA ST.	9/NR		W			62	0
Oct. 31	*at Texas A&M	8/NR		W			45	6
Nov. 7	*RICE	7/NR		W			38	14
Nov. 14	*SMU (HC)	7/NR		W			36	3
Nov. 21	*at Texas Tech	6/19		W			24	10
Dec. 5	*at Texas	4/1 NA-N	L				7	42

+Little Rock, Ark.
*Southwest Conference game

1971 • (8-3-1, 5-1-1 SWC – 2nd) • 16th AP/T20th UPI
Captains: David Hogue, Ronnie Jones, Mike Kelson, Kay Mayby, Bobby Nichols

DATE	OPPONENT	UA/OPP RANK	TV	W	L	T	UA	OPP
Sept. 11	+CALIFORNIA	7/NR		W			51	20
Sept. 18	+(6) OKLA. STATE	6/NR		W			18	10
Sept. 25	(1) TULSA	7/NR			L		20	21
Oct. 2	*TCU	18/NR		W			49	15
Oct. 9	*at Baylor	17/NR		W			35	7
Oct. 16	*+TEXAS	16/NR ABC-N		W			31	7
Oct. 23	N. TEXAS ST.	9/NR		W			60	21
Oct. 30	*+TEXAS A&M	8/NR			L		9	17
Nov. 6	*at Rice	16/NR				T	24	24
Nov. 13	*at SMU	18/NR ABC-R	W				18	13
Nov. 20	*TEXAS TECH (HC)	17/NR		W			15	0
Dec. 20	>vs. Tennessee	18/9 ABC-N	L				13	14

+Little Rock, Ark.
*Southwest Conference game
>1971 Liberty Bowl (Memphis, Tenn.)

1972 • (6-5-0, 3-4-0 SWC – T4th)
Captains: Louis Campbell, Jim Hodge, Tom Reed, Don Wunderly

DATE	OPPONENT	UA/OPP RANK	TV	W	L	T	UA	OPP
Sept. 9	+SOUTHERN CAL.	4/8		L			10	31
Sept. 23	+(6) OKLA. STATE			W			24	23
Sept. 30	(1) TULSA			W			21	20
Oct. 7	*at TCU			W			27	13
Oct. 14	*BAYLOR	20/NR		W			31	20
Oct. 21	*at Texas	17/14 ABC-N	L				15	35
Oct. 28	+N. TEXAS ST.	18/NR		W			42	16
Nov. 4	*at Texas A&M	20/NR		L			7	10
Nov. 11	*+RICE			L			20	23
Nov. 18	*SMU (HC)			L			7	22
Nov. 25	*at Texas Tech	NR/20		W			24	14

+Little Rock, Ark.
*Southwest Conference game

1973 • (5-5-1, 3-3-1 SWC – T4th)
Captains: Nick Avlios, Jack Ettinger, Steve Hedgepeth, Dickey Morton, Danny Rhodes

DATE	OPPONENT	UA/OPP RANK	TV	W	L	T	UA	OPP
Sept. 15	at Southern Cal.	NR/1			L		0	17
Sept. 22	+(6) OKLA. STATE	NA-R		L			6	38
Sept. 29	IOWA STATE			W			21	19
Oct. 6	*+TCU			W			13	5
Oct. 13	*at Baylor			W			13	7
Oct. 20	*TEXAS				L		6	34
Oct. 27	+(1) TULSA			W			20	6
Nov. 3	*TEXAS A&M (HC)			W			14	10
Nov. 10	*at Rice				L		7	17
Nov. 17	*at SMU					T	7	7
Nov. 24	*+TEXAS TECH	NR/12		L			17	24

+Little Rock, Ark.
*Southwest Conference game

1974 • (6-4-1, 3-3-1 SWC – T4th)
Captains: Billy Burns, Rollen Smith

DATE	OPPONENT	UA/OPP RANK	TV	W	L	T	UA	OPP
Sept. 14	+SOUTHERN CAL.	NR/5		W			22	7
Sept. 21	+(6) OKLA. STATE	10/NR			L		7	26
Sept. 28	(1) TULSA			W			60	0
Oct. 5	*at TCU	20/NR		W			49	0
Oct. 12	*BAYLOR	14/NR			L		17	21
Oct. 19	*at Texas	NR/16 ABC-N			L		7	38
Oct. 26	+COLORADO ST.			W			43	9
Nov. 2	*at Texas A&M	NR/8			L		10	20
Nov. 9	*RICE (HC)			W			25	6
Nov. 16	*+SMU					T	24	24
Nov. 23	*at Texas Tech			W			21	13

+Little Rock, Ark.
*Southwest Conference game

1975 • SWC CO-CHAMPION • (10-2-0, 6-1-0 SWC – T1st)
7th AP/6th UPI • Captains: Scott Bull, Mike Campbell, Ike Forte, Hal McAfee

DATE	OPPONENT	UA/OPP RANK	TV	W	L	T	UA	OPP
Sept. 13	+AIR FORCE			W			35	0
Sept. 20	(6) at Okla. State	16/NR			L		13	20
Sept. 27	(1) TULSA			W			31	15
Oct. 4	*+TCU			W			19	8
Oct. 11	*at Baylor			W			41	3
Oct. 18	*TEXAS	20/8 ABC-R			L		18	24
Oct. 25	+UTAH STATE			W			31	0
Nov. 8	*at Rice			W			20	16
Nov. 15	*at SMU			W			35	7
Nov. 22	*TEXAS TECH (HC)	19/NR		W			31	14
Dec. 6	*+TEXAS A&M	18/2 ABC-N	W				31	6
Jan. 1	>vs. Georgia	18/19 CBS-N	W				31	10

+Little Rock, Ark.
*Southwest Conference game
>1976 Cotton Bowl (Dallas, Texas)

1976 • (5-5-1, 3-4-1 SWC – 6th) • Captains: seniors

DATE	OPPONENT	UA/OPP RANK	TV	W	L	T	UA	OPP
Sept. 11	+UTAH STATE	13/NR		W			33	16
Sept. 18	+(6) OKLA. STATE	12/NR		W			16	10
Sept. 25	(1) TULSA	12/NR			L		3	9
Oct. 2	*TCU			W			46	14
Oct. 23	*at Houston	15/14		W			14	7
Oct. 30	*RICE (HC)	14/NR		W			41	16
Nov. 6	*at Baylor	12/NR				T	7	7
Nov. 13	*+TEXAS A&M	13/16 ABC-N	L				10	31
Nov. 20	#vs. SMU				L		31	35
Nov. 27	*+TEXAS TECH	NR/9		L			7	30
Dec. 4	*at Texas	ABC-N	L				12	29

+Little Rock, Ark.
*Southwest Conference game
#Shreveport, La.

ALL-TIME RESULTS | HISTORY

2007



UNIVERSITY OF ARKANSAS



LOU HOLTZ
7 SEASONS — 1977-83, 60-21-2

One of just three head coaches to lead Arkansas to six consecutive bowl appearances, Lou Holtz's first Razorback team in 1977 recorded one of Arkansas' two 11-win seasons and posted one of the biggest upsets in school history with a 31-6 win over No. 2 Oklahoma in the 1978 Orange Bowl.

1977 • (11-1-0, 7-1-0 SWC – 2nd) • 3rd AP/3rd UPI
Captains: Leotis Harris, Steve Little, Howard Sampson

DATE	OPPONENT	UA/OPP RANK	TV	W	L	T	UA	OPP
Sept. 10	+NEW MEXICO ST.			W			53	10
Sept. 17	+(6) OKLA. STATE	NR/15		W			28	6
Sept. 24	(1) TULSA	16/NR		W			37	3
Oct. 1	*at TCU	12/NR		W			42	6
Oct. 15	*TEXAS	9/2 ABC-N		L			9	13
Oct. 22	*+HOUSTON	9/NR		W			34	0
Oct. 29	*at Rice	8/NR		W			30	7
Nov. 5	*+BAYLOR	8/NR		W			35	9
Nov. 12	*at Texas A&M	8/11		W			26	20
Nov. 19	*SMU (HC)	8/NR		W			47	7
Nov. 24	*at Texas Tech	6/NR NA-N		W			17	14
Jan. 2	>vs. Oklahoma	6/2 NBC-N		W			31	6

+Little Rock, Ark.
*Southwest Conference game
>1978 Orange Bowl (Miami, Fla.)

1978 • (9-2-1, 6-2-0 SWC – T2nd) • 11th AP/10th UPI
Captains: Ron Calcagni, Ben Cowins, Larry Jackson, Jimmy Walker

DATE	OPPONENT	UA/OPP RANK	TV	W	L	T	UA	OPP
Sept. 16	+VANDERBILT	2/NR		W			48	17
Sept. 23	(6) at Okla. State	2/NR		W			19	7
Sept. 30	(1) TULSA	2/NR		W			21	13
Oct. 7	*+TCU	4/NR ABC-R		W			42	3
Oct. 21	*at Texas	3/8		L			21	28
Oct. 28	*at Houston	9/11		L			9	20
Nov. 4	*RICE (HC)	17/NR		W			37	7
Nov. 11	*at Baylor	16/NR		W			27	14
Nov. 18	*+TEXAS A&M	13/NR ABC-R		W			26	7
Nov. 25	*at SMU	11/NR		W			27	14
Dec. 2	*TEXAS TECH	8/NR		W			49	7
Dec. 25	>vs. UCLA	8/15 NBC-N		T			10	10

+Little Rock, Ark.
*Southwest Conference game
>1978 Fiesta Bowl (Tempe, Ariz.)

1979 • SWC CO-CHAMP • (10-2-0, 7-1-0 SWC – T1st)
8th AP/T9th UPI • Captains: Jim Howard, Roland Sales

DATE	OPPONENT	UA/OPP RANK	TV	W	L	T	UA	OPP
Sept. 15	+COLORADO ST.	17/NR		W			36	3
Sept. 22	+(6) OKLA. STATE	15/NR		W			27	7
Sept. 29	(1) TULSA	13/11		W			33	8
Oct. 6	*at TCU	13/NR		W			16	13
Oct. 13	*at Texas Tech	12/NR ABC-R		W			20	6
Oct. 20	*+TEXAS	10/2		W			17	14
Oct. 27	*HOUSTON	4/6 ABC-N		L			10	13
Nov. 3	*at Rice	9/NR		W			34	7
Nov. 10	*BAYLOR (HC)	9/17		W			29	20
Nov. 17	*at Texas A&M	8/NR		W			22	10
Nov. 24	*+SMU	7/NR		W			31	7
Jan. 1	>vs. Alabama	6/2 ABC-N		L			9	24

+Little Rock, Ark.
*Southwest Conference game
>1980 Sugar Bowl (New Orleans, La.)

1980 • (7-5-0, 3-5-0 SWC – T6th)

Captains: Keith Houfek, George Stewart

DATE	OPPONENT	UA/OPP RANK	TV	W	L	T	UA	OPP
Sept. 1	*at Texas	6/10 ABC-N		L			17	23
Sept. 20	+(6) OKLA. STATE	17/NR		W			33	20
Sept. 27	(1) TULSA	15/NR		W			13	10
Oct. 4	*TCU	14/NR		W			44	7
Oct. 11	(3) WICHITA ST.	15/NR		W			27	7
Oct. 25	*at Houston	15/NR		L			17	24
Nov. 1	*+RICE			L			16	17
Nov. 8	*at Baylor	NR/16 NA-R		L			15	42
Nov. 15	*TEXAS A&M (HC)	ABC-R		W			27	24
Nov. 22	*at SMU			L			7	31
Nov. 29	*+TEXAS TECH			W			22	16
Dec. 27	>vs. Tulane	NA-N		W			34	15

*Southwest Conference game
+Little Rock, Ark.
>1980 Hall of Fame Bowl (Birmingham, Ala.)

1981 • (8-4-0, 5-3-0 SWC – 4th) • 16th UPI

Captains: Darryl Mason, Teddy Morris

DATE	OPPONENT	UA/OPP RANK	TV	W	L	T	UA	OPP
Sept. 12	(1) TULSA			W			14	10
Sept. 19	+NORTHWESTERN			W			38	7
Sept. 26	#at Ole Miss			W			27	13
Oct. 3	*at Rice	18/NR		L			24	28
Oct. 10	*at Texas Tech	ABC-R		W			26	14
Oct. 17	*TEXAS	NR/1		W			42	11
Oct. 24	*+HOUSTON	12/NR		L			17	20
Oct. 31	*at Rice	20/NR		W			41	7
Nov. 7	*+BAYLOR	19/NR ESPN-N		W			41	39
Nov. 14	*at Texas A&M	16/NR ABC-R		W			10	7
Nov. 21	*SMU (HC)	16/6		L			18	32
Dec. 28	>vs. N. Carolina	NR/10 ABC-N		L			27	31

+Little Rock, Ark.
*Southwest Conference game
#Jackson, Miss.
>1981 Gator Bowl (Jacksonville, Fla.)

1982 • (9-2-1, 5-2-1 SWC – 3rd)

9th AP/8th UPI/8th USA Today • Capts.: Gary Anderson, Jessie Clark, Richard Richardson, Billy Ray Smith

DATE	OPPONENT	UA/OPP RANK	TV	W	L	T	UA	OPP
Sept. 11	(1) TULSA	13/NR		W			38	0
Sept. 18	+NAVY	9/NR		W			29	17
Sept. 25	+OLE MISS	9/NR		W			14	12
Oct. 2	*+TCU	10/NR TBS-N		W			35	0
Oct. 9	*TEXAS TECH	9/NR		W			21	3
Oct. 23	*at Houston	6/NR CBS-R		W			38	3
Oct. 30	*RICE (HC)	5/NR		W			24	6
Nov. 6	*at Baylor	5/NR		L			17	24
Nov. 13	*+TEXAS A&M	10/NR		W			35	0
Nov. 20	*at SMU	9/2 ABC-R		T			17	17
Dec. 4	*at Texas	6/12 ABC-N		L			7	33
Dec. 31	>vs. Florida	14/NR Mizlou-N		W			28	24

+Little Rock, Ark.
*Southwest Conference game
>1982 Bluebonnet Bowl (Houston, Texas)

1983 • (6-5-0, 4-4-0 SWC – 5th)

Captains: Ron Fautot, Mark Mistler, Milton Fields

DATE	OPPONENT	UA/OPP RANK	TV	W	L	T	UA	OPP
Sept. 10	(1) TULSA			W			17	14
Sept. 17	+NEW MEXICO			W			17	0
Sept. 24	#at Ole Miss	NA-R		L			10	13
Oct. 1	*at TCU			W			38	21
Oct. 15	*+HOUSTON	NR/2 CBS-R		L			15	31
Oct. 22	*HOUSTON			W			24	3
Oct. 29	*+RICE			W			35	0
Nov. 5	*BAYLOR (HC)			L			21	24
Nov. 12	*at Texas A&M			L			23	36
Nov. 19	*+SMU	NR/6 ABC-R		L			0	17
Nov. 26	*at Texas Tech			W			16	13

+Little Rock, Ark.
#Jackson, Miss.
*Southwest Conference game



KEN HATFIELD
6 SEASONS — 1984-89, 55-17-1

One of just two Arkansas graduates to serve as head football coach at his alma mater, Ken Hatfield posted a UA best .760 winning percentage and averaged better than nine wins per season during his six-year tenure. Hatfield led the Razorbacks to a bowl game all six years.

1984 • (7-4-1, 5-3-0 SWC – T3rd)

Captains: Marcus Elliott, Mark Lee

DATE	OPPONENT	UA/OPP RANK	TV	W	L	T	UA	OPP
Sept. 15	+OLE MISS			T			14	14
Sept. 22	(1) TULSA			W			18	9
Sept. 29	+NAVY	ESPN-N		W			33	10
Oct. 6	*TCU			L			31	32
Oct. 13	*+TEXAS TECH			W			24	0
Oct. 20	*at Texas	NR/3		L			18	24
Oct. 27	*at Houston			W			17	3
Nov. 3	*+RICE			W			28	6
Nov. 10	*at Baylor			W			14	9
Nov. 17	*TEXAS A&M (HC)	Raycom-R		W			28	0
Nov. 24	*at SMU	ESPN-N		L			28	31
Dec. 27	>vs. Auburn	NR/11 KATZ-N		L			15	21

+Little Rock, Ark.
*Southwest Conference game
>1984 Liberty Bowl (Memphis, Tenn.)

1985 • (10-2-0, 6-2-0 SWC – T2nd)

12th AP/12th UPI/15th USA Today • Capts.: David Bazzel, Greg Lasker, Nick Miller, Andy Upchurch

DATE	OPPONENT	UA/OPP RANK	TV	W	L	T	UA	OPP
Sept. 14	#at Ole Miss	14/NR		W			24	19
Sept. 21	+(1) TULSA	14/NR		W			24	0
Sept. 28	+N. MEXICO ST.	10/NR		W			45	13
Oct. 5	*at TCU	10/NR Raycom-R		W			41	0
Oct. 12	*at Texas Tech	6/NR		W			30	7
Oct. 19	*TEXAS	4/NR ABC-R		L			13	15
Oct. 26	*+HOUSTON	14/NR Raycom-R		W			57	27
Nov. 2	*at Rice	14/NR		W			30	15
Nov. 9	*+BAYLOR	12/11 ABC-R		W			20	14
Nov. 16	*at Texas A&M	9/NR ESPN-N		L			6	10
Nov. 23	*SMU (HC)	18/NR		W			15	9
Dec. 22	>vs. Arizona St.	14/NR LSN-N		W			18	17

#Jackson, Miss.
+Little Rock, Ark.
*Southwest Conference game
>1985 Holiday Bowl

1986 • (9-3-0, 6-2-0 SWC – T2nd)

15th AP/16th UPI/17th USA Today

Captains: James Shibest, Derrick Thomas, Theo Young

DATE	OPPONENT	UA/OPP RANK	TV	W	L	T	UA	OPP
Sept. 13	+OLE MISS	18/NR		W			21	0
Sept. 20	(1) TULSA	12/NR		W			34	17
Sept. 27	+N. MEXICO ST.	9/NR		W			42	11
Oct. 4	*TCU	8/NR Raycom-R		W			34	17
Oct. 11	*TEXAS TECH	8/NR		L			7	17
Oct. 18	*at Texas	14/NR ESPN-N		W			21	14
Oct. 25	*at Houston	14/NR		W			30	13
Nov. 1	*RICE (HC)	13/NR		W			45	14
Nov. 8	*at Baylor	10/NR Raycom-R		L			14	29
Nov. 15	*+TEXAS A&M	17/7 ABC-R		W			14	10
Nov. 22	*at SMU	11/NR		W			41	0

RAZORBACK FOOTBALL



1987 • (9-4-0, 5-2-0 SWC – T2nd)

Captains: Chris Bequette, Tony Chericco, Greg Thomas, Rickey Williams

DATE	OPPONENT	UA/OPP RANK	TV	W	L	T	UA	OPP
Sept. 12	#at Ole Miss	13/NR		W			31	10
Sept. 19	(1) TULSA	12/NR	NA-R	W			30	15
Sept. 26	+MIAMI (FLA.)	10/5	ESPN-N	L			7	51
Oct. 3	*at TCU			W			20	10
Oct. 10	*at Texas Tech	20/NR		W			31	0
Oct. 17	*+TEXAS	15/NR	ESPN-N	L			14	16
Oct. 24	*HOUSTON			W			21	17
Oct. 31	*at Rice		NA-R	W			38	14
Nov. 7	*BAYLOR (HC)			W			10	7
Nov. 14	*at Texas A&M	20/19		L			0	14
Nov. 28	+NEW MEXICO			W			43	25
Dec. 5	at Hawaii		ESPN-N	W			38	20
Dec. 29	>vs. Georgia	NR/15	Raycom-N	L			17	20

#Jackson, Miss.

+Little Rock, Ark.

*Southwest Conference game

>1987 Liberty Bowl (Memphis, Tenn.)

1988 • SWC CHAMPION • (10-2-0, 7-0-0 SWC – 1st)

12th AP/13th UPI/14th USA Today • Captains: Steve Atwater, John Bland, Odis Lloyd, Kerry Owens

DATE	OPPONENT	UA/OPP RANK	TV	W	L	T	UA	OPP
Sept. 3	+PACIFIC (CALIF.)			W			63	14
Sept. 10	(1) TULSA			W			30	26
Sept. 17	+OLE MISS			W			21	13
Oct. 1	*TCU		Raycom-R	W			53	10
Oct. 8	*+TEXAS TECH	20/NR		W			31	10
Oct. 15	*at Texas	17/NR	HSE-R	W			27	24
Oct. 22	*at Houston	13/NR	Raycom-R	W			26	21
Oct. 29	*+RICE	11/NR		W			21	14
Nov. 5	*at Baylor	11/NR	HSE-R	W			33	3
Nov. 12	*TEXAS A&M (HC)	11/NR	HSE-R	W			25	20
Nov. 26	at Miami (Fla.)	8/3	CBS-N	L			16	18
Jan. 2	>vs. UCLA	8/9	CBS-N	L			3	17

+Little Rock, Ark.

*Southwest Conference game

>1989 Cotton Bowl (Dallas, Texas)

1989 • SWC CHAMPION • (10-2-0, 7-1-0 SWC – 1st)

13th AP/13th UPI/13th USA Today • Captains: Anthony Cooney, Elbert Crawford, Tim Horton, Michael Sheperd

DATE	OPPONENT	UA/OPP RANK	TV	W	L	T	UA	OPP
Sept. 16	(1) TULSA	9/NR		W			26	7
Sept. 23	#at Ole Miss	8/NR		W			24	7
Sept. 30	+TEXAS-EL PASO	8/NR		W			39	7
Oct. 7	*at TCU	7/NR		W			41	19
Oct. 14	*at Texas Tech	7/NR		W			45	13
Oct. 21	*TEXAS	7/NR	Raycom-R	L			20	24
Oct. 28	*+HOUSTON	18/12		W			45	39
Nov. 4	*at Rice	11/NR	Raycom-R	W			38	17
Nov. 11	*BAYLOR (HC)	10/NR	ESPN-N	W			19	10
Nov. 24	*at Texas A&M	9/14	CBS-N	W			23	22
Dec. 2	*+SMU	9/NR		W			38	24
Jan. 1	>vs. Tennessee	10/8	CBS-N	L			27	31

#Jackson, Miss.

+Little Rock, Ark.

*Southwest Conference game

>1990 Cotton Bowl (Dallas, Texas)



JACK CROWE

2+ SEASONS — 1990-92, 9-15-0

Arkansas' final head coach of the Southwest Conference era, Jack Crowe directed the Razorbacks to a 14-13 win in their last meeting with rival Texas as league foes and an Independence Bowl berth in 1991.

1990 • (3-8-0, 1-7-0 SWC – 8th)

Captains: Quinn Grove, Chad Rolan

DATE	OPPONENT	UA/OPP RANK	TV	W	L	T	UA	OPP
Sept. 15	(1) TULSA	15/NR		W			28	3
Sept. 22	+OLE MISS	13/NR	Raycom-R	L			17	21
Sept. 29	+COLORADO ST.	23/NR		W			31	20
Oct. 6	*+TCU	21/NR		L			26	54
Oct. 13	*TEXAS TECH (HC)			L			44	49
Oct. 20	*at Texas	NR/19	Raycom-R	L			17	49
Oct. 27	*at Houston	NR/6		L			28	62
Nov. 3	*+RICE			L			11	19
Nov. 10	*at Baylor		Raycom-R	L			3	34
Nov. 17	*TEXAS A&M			L			16	20
Nov. 24	*at SMU			W			42	29

+Little Rock, Ark.

*Southwest Conference game

1991 • (6-6-0, 5-3-0 SWC – T2nd)

Captains: Kirk Collins, Mark Henry

DATE	OPPONENT	UA/OPP RANK	TV	W	L	T	UA	OPP
Aug. 31	+MIAMI (FLA.)	NR/3	ABC-N	L			3	31
Sept. 7	*+SMU			W			17	6
Sept. 21	(13) SW LOUISIANA			W			9	7
Sept. 28	#at Ole Miss			L			17	24
Oct. 5	*at TCU			W			22	21
Oct. 12	*HOUSTON (HC)			W			29	17
Oct. 19	*+TEXAS	25/NR	Raycom-R	W			14	13
Nov. 2	*BAYLOR	24/21	ABC-N	L			5	9
Nov. 9	*at Texas Tech			L			21	38
Nov. 16	*at Texas A&M	NR/13	ESPN-N	L			3	13
Nov. 23	*+RICE			W			20	0
Dec. 29	>vs. Georgia	NR/24	ABC-N	L			15	24

+Little Rock, Ark.

#Jackson, Miss.

>1991 Independence Bowl (Shreveport, La.)

ARKANSAS JOINS SOUTHEASTERN CONFERENCE

1992 • (3-7-1, 3-4-1 SEC/Western Division – 4th)

Captains: Darwin Ireland, E.D. Jackson, Owen Kelly

DATE	OPPONENT	UA/OPP RANK	TV	W	L	T	UA	OPP
Sept. 5	THE CITADEL			L			3	10



JOE KINES

1 SEASON — 1992, 3-6-1

Named interim head coach after the first game of the 1992 season, Joe Kines' 10-game tenure included Arkansas' first-ever Southeastern Conference win and the Razorbacks' first-ever win at Tennessee.

DATE	OPPONENT	UA/OPP RANK	TV	W	L	T	UA	OPP
Sept. 12	*at South Carolina			W			45	7
Sept. 19	*+ALABAMA	NR/9		L			11	38
Sept. 26	(12) at Memphis St.			L			6	22
Oct. 3	*GEORGIA (HC)	NR/16	JP-R	L			3	27
Oct. 10	*at Tennessee	NR/4	JP-R	W			25	24
Oct. 17	*+OLE MISS			L			3	17
Oct. 31	*at Auburn			T			24	24
Nov. 7	* (8) at Miss. State	NR/19	JP-R	L			3	10
Nov. 21	+SMU			L			19	24
Nov. 27	*LSU		ESPN-N	W			30	6

*Southeastern Conference game

+Little Rock, Ark.



DANNY FORD

5 SEASONS — 1993-97, 26-30-1

The architect of Clemson's 1981 national championship, Danny Ford directed Arkansas to its first Southeastern Conference Western Division title and first SEC championship game appearance in 1995. His tenure included two on-the-field wins at Alabama, his alma mater, and another win over the Crimson Tide by NCAA sanction.

1993 • (6-4-1, 4-3-1 SEC/Western Division – 2nd)

Captains: Kirk Botkin, Tyrone Chatman

DATE	OPPONENT	UA/OPP RANK	TV	W	L	T	UA	OPP
Sept. 4	at SMU			W			10	6
Sept. 11	*S. CAROLINA	NR/19		W			18	17
Sept. 18	*@at Alabama	NR/2	JP-R	W			3	43
Sept. 25	+ (12) MEMPHIS ST.			L			0	6
Oct. 2	*at Georgia			W			20	10
Oct. 9	*+TENNESSEE	NR/11	JP-R	L			14	28
Oct. 16	*#at Ole Miss		JP-R	L			0	19
Oct. 30	*+AUBURN (HC)			L			21	31
Nov. 6	* (8) +Miss. St.			T			13	13
Nov. 13	TULSA			W			24	11
Nov. 27	*at LSU		ESPN-N	W			42	24

*Southeastern Conference game

@Arkansas victory by NCAA-imposed forfeit

+Little Rock, Ark.

#Jackson, Miss.

NOTE: SEC Western Division championship vacated by Alabama per NCAA sanction in 1993.

1994 • (4-7-0, 2-6-0 SEC/Western Division – T4th)

Captains: Jason Allen, Willie Johnson

DATE	OPPONENT	UA/OPP RANK	TV	W	L	T	UA	OPP
Sept. 3	+SMU			W			34	14
Sept. 10	*at South Carolina			L			0	14
Sept. 17	*ALABAMA	NR/12	ABC-R	L			6	13
Sept. 25	(12) at Memphis			L			15	16
Oct. 1	*+VANDERBILT			W			42	6
Oct. 8	*at Tennessee			L			21	38
Oct. 15	*OLE MISS (HC)			W			31	7
Oct. 29	*at Auburn	NR/4	JP-R	L			14	31
Nov. 5	* (8) at Miss. State	NR/24	JP-R	L			7	17
Nov. 12	NORTHERN ILLINOIS			W			30	27
Nov. 26	*+LSU			L			12	30

+Little Rock, Ark.

*Southeastern Conference game

1995 • SEC WESTERN DIVISION CHAMPION

(8-5-0, 6-2-0 SEC/Western Division – 1st)

Captains: Steve Conley, Barry Lunney Jr.

DATE	OPPONENT	UA/OPP RANK	TV	W	L	T	UA	OPP
Sept. 2	at SMU			L			14	17
Sept. 9	*SOUTH CAROLINA			W			51	21
Sept. 16	*at Alabama	NR/13	JP-R	W			20	19
Sept. 23	+ (12) MEMPHIS			W			27	20
Sept. 30	*at Vanderbilt	23/NR		W			35	7
Oct. 7	*TENNESSEE (HC)	18/10		L			31	49
Oct. 14	*#at Ole Miss			W			13	6
Oct. 28	*+AUBURN	NR/11	ESPN-N	W			30	28
Nov. 4	*+ (8) MISS. ST.	18/NR	JP-R	W			26	21
Nov. 11	(13) SW LOUISIANA	15/NR		W			24	13
Nov. 18	*at LSU	14/NR	ABC-R	L			0	28
Dec. 2	<vs. Florida	23/2	ABC-N	L			3	34
Dec. 30	>vs. North Carolina	24/NR	TBS-N	L			10	20

*Southeastern Conference

+Little Rock, Ark.

#Memphis, Tenn.

<1995 SEC Championship Game (Atlanta, Ga.)

>1995 CarQuest Bowl (Miami, Fla.)



UNIVERSITY OF ARKANSAS

1996 • (4-7-0, 2-6-0 SEC/Western Division – 5th)

Captains: Scott Rivers, Mark Smith

DATE	OPPONENT	UA/OPP RANK	TV	W	L	T	UA	OPP
Sept. 7	SMU						10	23
Sept. 21	*+ALABAMA	NR/13	JP-R	L			7	17
Sept. 28	(14) NE LOUISIANA			W			38	21
Oct. 5	*FLORIDA	NR/1	JP-R	L			7	42
Oct. 12	+LOUISIANA TECH			W			38	21
Oct. 19	*at South Carolina				L		17	23
Nov. 2	*at Auburn	ESPN2-N			L		7	28
Nov. 9	*OLE MISS (HC)			W			13	7
Nov. 16	*at Tennessee	NR/12	JP-R	L			14	55
Nov. 23	*(8) at Miss. State				W (OT)		16	13
Nov. 29	*+LSU	NR/19	CBS-N	L			7	17

*Southeastern Conference game

+Little Rock, Ark.

1997 • (4-7-0, 2-6-0 SEC/Western Division – T5th)

Captains: Ken Anderson, Anthony Eubanks

DATE	OPPONENT	UA/OPP RANK	TV	W	L	T	UA	OPP
Sept. 6	(14) NE LOUISIANA			W			28	16
Sept. 13	#vs. SMU				L		9	31
Sept. 20	*at Alabama	NR/11	JP-R	W			17	16
Sept. 27	+LOUISIANA TECH			W			17	13
Oct. 4	*at Florida	NR/1	ESPN2-N	L			7	56
Oct. 18	*+SOUTH CAROLINA			L			13	39
Oct. 25	*AUBURN (HC)	NR/11	ESPN2-N	L			21	26
Nov. 6	*at Ole Miss	ESPN-N		L			9	19
Nov. 15	*+TENNESSEE	NR/5	ESPN2-N	L			22	30
Nov. 22	*(8) MISS. STATE	NR/14		W			17	7
Nov. 28	*at LSU	NR/17	CBS-N	L			21	31

#Shreveport, La.

*Southeastern Conference game

+Little Rock, Ark.



HOUSTON NUTT
9 SEASONS — 1998-, 67-44-0

Houston Nutt is the third Arkansas head coach to take the Razorbacks to a bowl game in each of his first six seasons. He has led the Hogs to three SEC Western Division crowns, two bowl victories, three final national rankings and four nine-win seasons. Nutt's 8-0 start in 1998 marked the best debut ever for a UA head coach and helped UA reach its first New Year's Day game since 1990. In 2001 and 2006, Nutt was voted SEC Coach of the Year by the Associated Press and league coaches.

1998 • SEC WESTERN DIVISION CO-CHAMPION

(9-3-0, 6-2-0 SEC/Western Division – T1st)

16th AP/17th USA Today • Captains: Brandon Burlsworth, Grant Garrett, Ryan Hale, Madre Hill

DATE	OPPONENT	UA/OPP RANK	TV	W	L	T	UA	OPP
Sept. 5	(13) LA-LAFAYETTE			W			38	17
Sept. 19	+SMU			W			44	17
Sept. 26	*ALABAMA	NR/22	ESPN2-N	W			42	6
Oct. 3	*+KENTUCKY	22/NR	ESPN2-N	W			27	20
Oct. 10	(12) at Memphis	20/NR	FX-N	W			23	9
Oct. 17	*at South Carolina	17/NR		W			41	28
Oct. 31	*at Auburn	14/NR		W			24	21
Nov. 7	*OLE MISS (HC)	11/NR	JP-R	W			34	0
Nov. 14	*at Tennessee	10/1	CBS-R	L			24	28
Nov. 21	*(8) at Miss. State	9/NR	JP-R	L			21	22
Nov. 27	*+LSU	13/NR	CBS-N	W			41	14
Jan. 1	>vs. Michigan	11/15	ABC-N	L			31	45

+Little Rock, Ark.

*Southeastern Conference game

>1999 Florida Citrus Bowl (Orlando, Fla.)

1999 • (8-4-0, 4-4-0 SEC/Western Division – T3rd)

17th AP/19th USA Today • Captains: David Barrett,

Kenoy Kennedy, Anthony Lucas, Clint Stoerner

DATE	OPPONENT	UA/OPP RANK	TV	W	L	T	UA	OPP
Sept. 4	at SMU	18/NR		W			26	0
Sept. 18	+ (14) LA-MONROE	15/NR		W			44	6
Sept. 25	*at Alabama	14/NR	CBS-N	L			28	35
Oct. 2	*at Kentucky	20/NR			L		20	31
Oct. 9	MIDDLE TENN.			W			58	6
Oct. 16	*+SOUTH CAROLINA			W			48	14
Oct. 30	*AUBURN (HC)		JP-R	W			34	10
Nov. 6	*at Ole Miss	NR/23	ESPN2-N	L			16	38
Nov. 13	*TENNESSEE	NR/3	JP-R	W			28	24
Nov. 20	*+(8) MISS. ST.	22/12	ESPN2-N	W			14	9
Nov. 26	*at LSU	17/NR	CBS-N	L			10	35
Jan. 1	>vs. Texas	24/14	Fox-N	W			27	6

+Little Rock, Ark.

*Southeastern Conference game

>2000 Cotton Bowl (Dallas, Texas)

2000 • (6-6-0, 3-5-0 SEC/Western Division – T5th)

Captains: Quinton Caver, Randy Garner, Michael Snowden,

Rod Stinson

DATE	OPPONENT	UA/OPP RANK	TV	W	L	T	UA	OPP
Sept. 2	+ (5) SW MISSOURI ST.			W			38	0
Sept. 9	+BOISE STATE			W			38	31
Sept. 23	*ALABAMA	ESPN2-N	W				28	21
Sept. 30	*GEORGIA	NR/25	JP-R	L			7	38
Oct. 7	(14) LA-MONROE (HC)			W			52	6
Oct. 14	*at South Carolina	NR/24	JP-R	L			7	27
Oct. 28	*at Auburn	NR/25		L			19	21
Nov. 4	*OLE MISS			L			24	38
Nov. 11	*at Tennessee		JP-R	L			20	63
Nov. 18	*(8) at Miss. State	NR/13		W (OT)			17	10
Nov. 24	*+LSU	NR/24	CBS-N	W			14	3
Dec. 21	>vs. UNLV	ESPN2-N	L				14	31

+Little Rock, Ark.

*Southeastern Conference game

>Las Vegas Bowl IX (Las Vegas, Nev.)

2001 • (7-5, 4-4 SEC/Western Division – T3rd)

Captains: Curt Davis, Carlos Hall, Kenny Sandlin,

La'Zerius White

DATE	OPPONENT	UA/OPP RANK	TV	W	L	T	UA	OPP
Aug. 30	+UNLV	ESPN-N	W				14	10
Sept. 8	*TENNESSEE	NR/8	ESPN2-N	L			3	13
Sept. 22	*at Alabama	CBS-N	L				10	31
Sept. 29	*at Georgia	ESPN2-N	L				23	34
Oct. 6	WEBER ST.		W				42	19
Oct. 13	*+S. CAROLINA	NR/9	CBS-N	W			10	7
Oct. 27	*AUBURN	NR/17	JP-R	W			42	17
Nov. 3	*at Ole Miss	ESPN2-N	W (7 OT)				58	56
Nov. 10	CENTRAL FLORIDA (HC)		W				27	20
Nov. 17	*MISSISSIPPI ST.		W				24	21
Nov. 23	*at LSU	24/NR	CBS-N	L			38	41
Jan. 1	>vs. Oklahoma	NR/10	Fox-N	L			3	10

+Little Rock, Ark.

*Southeastern Conference game

>2002 Cotton Bowl (Dallas, Texas)

2002 • SEC WESTERN DIVISION CO-CHAMPION

(9-5, 5-3 SEC/Western Division – T1st)

Captains: Richie Butler, Chuck Nalley, Sparky Hamilton,

Raymond House, Fred Talley, Gavin Walls

DATE	OPPONENT	UA/OPP RANK	TV	W	L	T	UA	OPP
Sept. 7	BOISE ST.			W			41	14
Sept. 14	+SOUTH FLORIDA			W			42	3
Sept. 28	*ALABAMA	ESPN-N	L				12	30
Oct. 5	*at Tennessee	NR/10	ESPN-N	L (6 OT)			38	41
Oct. 12	*at Auburn	NR/24	JP-R	W			38	17
Oct. 19	*KENTUCKY			L			17	29
Oct. 26	*OLE MISS (HC)			W			48	28
Nov. 2	+TROY ST.			W			23	0
Nov. 9	*at South Carolina		JP-R	W			23	0
Nov. 16	LA-LAFAYETTE			W			24	17
Nov. 23	*at Mississippi St.			W			26	19
Nov. 29	*+LSU	NR/18	CBS-N	W			21	20
Dec. 7	vs. <Georgia	22/4	CBS-N	L			3	30
Dec. 30	vs. >Minnesota	ESPN-N	L				14	29

+Little Rock, Ark.

*Southeastern Conference game

<2002 SEC Championship Game (Atlanta, Ga.)

>2002 Gaylord Hotels Music City Bowl (Nashville, Tenn.)

2003 • (9-4, 4-4 SEC/Western Division – 4th)

Captains: Jimmy Beasley, Tony Bua, Bo Lacy, Caleb

Miller, Justin Scott, George Wilson

DATE	OPPONENT	UA/OPP RANK	TV	W	L	T	UA	OPP
Sept. 6	TULSA			W			45	13
Sept. 13	at Texas	NR/5	ABC-R	W			38	28
Sept. 20	+NORTH TEXAS	14/NR		W			31	7
Sept. 27	*at Alabama	9/NR	CBS-N	W (2 OT)			34	31
Oct. 11	*AUBURN (HC)	7/NR	JP-R	L			3	10
Oct. 18	*FLORIDA	11/NR	CBS-N	L			28	33
Oct. 25	*at Ole Miss	21/NR	ESPN2-N	L			7	19
Nov. 1	*at Kentucky	ESPN2-N	W (7 OT)				71	63
Nov. 6	*+SOUTH CAROLINA	ESPN-N	W				28	6
Nov. 15	NEW MEXICO ST.			W			48	20
Nov. 22	*MISSISSIPPI ST.			W			52	6
Nov. 28	*at LSU	NR/3	CBS-N	L			24	55
Dec. 31	>vs. Missouri	ESPN-N	W				27	14

+Little Rock, Ark.

*Southeastern Conference game

>2003 Mainstay Independence Bowl (Shreveport, La.)

2004 • (5-6, 3-5 SEC/Western Division – T3rd)

Captains: DeCori Birmingham, Arrion Dixon, Steven

Harris, Jeb Huckleba, Matt Jones, Marcus Whitmore

DATE	OPPONENT	UA/OPP RANK	TV	W	L	T	UA	OPP
Sept. 4	NEW MEXICO ST.			W			63	13
Sept. 11	TEXAS	NR/7	ESPN-N	L			20	22
Sept. 18	+LA-MONROE			W			49	20
Sept. 25	*ALABAMA	CBS-N	W				27	10
Oct. 2	*at Florida	NR/16	CBS-N	L			30	45
Oct. 16	*at Auburn	NR/4	CBS-N	L			20	38
Oct. 23	*GEORGIA (HC)	NR/6	ESPN2-N	L			14	20
Nov. 6	*at South Carolina		JP-R	L			32	35
Nov. 13	*OLE MISS		JP-R	W			35	3
Nov. 20	*at Mississippi St.			W			24	21
Nov. 26	*+LSU	NR/12	CBS-N	L			14	43

+Little Rock, Ark.

*Southeastern Conference game

RAZORBACK FOOTBALL



2005 • (4-7, 2-6 SEC/Western Division – 4th)

Captains: Pierre Brown, Kyle Dickerson, Brandon Kennedy, Kyle Roper, Vickiel Vaughn

DATE	OPPONENT	UA/OPP RANK	TV	W	L	T	UA	OPP
Sept. 3	MISSOURI ST.			W			49	17
Sept. 10	*VANDERBILT				L		24	28
Sept. 17	at Southern Calif.	NR/1	FSN-N	L			17	70
Sept. 24	*at Alabama		JP-R	L			13	24
Oct. 8	+LA.-MONROE			W			44	15
Oct. 15	*AUBURN	NR/21		L			17	34
Oct. 22	*at Georgia	NR/4	JP-R	L			20	23
Nov. 5	*SOUTH CAROLINA (HC)		JP-R	L			10	14
Nov. 12	*at Ole Miss			W			28	17
Nov. 19	*+MISSISSIPPI ST.			W			44	10
Nov. 25	*at LSU	NR/3	CBS-N	L			17	19

+Little Rock, Ark.

*Southeastern Conference game

2006 • (10-4, 7-1 SEC/Western Division – 1st)

15th AP/16th USA Today • Captains: Keith Jackson, Sam Olajubutu, Desmond Sims, Zac Tubbs, Tony Ugoh, Darius Vinnett

DATE	OPPONENT	UA/OPP RANK	TV	W	L	T	UA	OPP
Sept. 2	SOUTHERN CALIF.	NR/6	ESPN	L			14	50
Sept. 9	UTAH ST.			W			20	0
Sept. 16	*at Vanderbilt		LFS	W			21	19
Sept. 23	*ALABAMA	NR/22	CBS	W (2 OT)			24	23
Oct. 7	*at Auburn	NR/2	CBS	W			27	10
Oct. 14	SE MO. ST. (HC)	17/NR		W			63	7
Oct. 21	*OLE MISS	15/NR	LFS	W			38	3
Oct. 28	+LA.-MONROE	13/NR	ESPNU	W			44	10
Nov. 4	*at South Carolina	12/NR	ESPN	W			26	20
Nov. 11	*TENNESSEE	11/13	ESPN2	W			31	14
Nov. 18	*at Mississippi St.	5/NR		W			28	14
Nov. 24	*+LSU	5/9	CBS	L			26	31
Dec. 2	<vs. Florida	8/4	CBS	L			28	38
Jan. 1	>vs. Wisconsin	12/6	ABC	L			14	17

+Little Rock, Ark.

*Southeastern Conference game

<2006 SEC Championship Game (Atlanta, Ga.)

>2007 Capital One Bowl (Orlando, Fla.)

SCHOOL NAME CHANGES

- (1) Henry Kendall College became University of Tulsa in 1921.
- (2) Missouri School of Mines became Missouri-Rolla in 1964.
- (3) Fairmount College became University of Wichita in 1926 and Wichita State University in 1964.
- (4) Haskell Indian Junior College became Haskell Indian Nations University in 1993.
- (5) Fourth District (Mo.) Normal School became Southwest Missouri State Teachers College in 1919, Southwest Missouri State College in 1945 and Southwest Missouri State University in 1972. In 2005, it became Missouri State.
- (6) Oklahoma A&M College became Oklahoma State University in 1957.
- (7) Oklahoma School of Mines and Metallurgy became Eastern Oklahoma State College in 1927 and Eastern Oklahoma State Agricultural and Mechanical College in 1941 and Eastern Oklahoma State College in 1972.
- (8) Mississippi A&M College became Mississippi State University in 1932.
- (9) Arkansas State Normal School became Arkansas State Teachers College in 1925, State College of Arkansas in 1967 and University of Central Arkansas in 1975.
- (10) Northeastern State College became Northeastern State University in 1985.
- (11) North Texas State College became North Texas State University in 1949 and University of North Texas in 1988.
- (12) Memphis State University became University of Memphis in 1994.
- (13) University of Southwestern Louisiana became University of Louisiana-Lafayette in 1999.
- (14) Northeast Louisiana University became University of Louisiana-Monroe in 1999.
- (15) Southwestern College in Memphis became Rhodes College.



Linebacker Desmond Sims (left) and left tackle Tony Ugoh were team captains on last year's 10-4 squad.



SEASON OPENERS: 113 (87-22-4, .788)

HOMECOMING: 85 (49-32-4, .600)

UA TV APPEARANCES

RECORD BY SCHOOL

Alabama	8-8
Arizona State	1-0
Auburn	5-6
Baylor	4-4
Duke	0-1
Florida	1-6
Georgia	2-8
Georgia Tech	1-1
Hawaii	1-0
Houston	3-0
Kentucky	2-0
LSU	5-10
Memphis	1-0
Miami, Fla.	0-3
Michigan	0-1
Minnesota	0-1
Mississippi (Ole Miss)	4-9
Mississippi State	2-3
Missouri	1-0
Navy	1-0
Nebraska	1-0
North Carolina	0-2
Oklahoma	1-2
Oklahoma State	0-1
Rice	3-2
SMU	4-2-1
South Carolina	4-3
Southern California	0-2
Stanford	0-1
Tennessee	3-9
Texas	11-17
Texas A&M	9-4

TCU	6-1
Texas Tech	4-1
Tulane	1-0
Tulsa	1-0
UCLA	0-1-1
UNLV	1-1
Vanderbilt	1-0
Wisconsin	0-1
Total	93-113-2 (.452)

RECORD BY NETWORK

ABC	12-28-1
CBS	12-22
ESPN	12-11
ESPN2	7-10
ESPNU	1-0
Fox	1-1
FSN	0-1
FX	1-0
HSE	3-0
JP	12-18
KATZ	0-1
LFS	2-0
LSN	1-0
Mizlou	1-0
NBC	4-3-1
Raycom	8-6
TBS	1-1
Network Not Available	15-10
Total	93-113-2 (.452)

TELEVISION LEGEND

NA – Not Available
R – Regional
N – National

ALL-TIME RESULTS | HISTORY

2007





UNIVERSITY OF ARKANSAS

RAZORBACKS IN OVERTIME

Arkansas has established itself as an authority on overtime games. In 2001, the Razorbacks won the longest game ever played, the 58-56, seven-overtime thriller at Ole Miss. In 2003, UA matched that effort with another seven-overtime thriller, the 71-63 win at Kentucky. Earlier in the season, Arkansas claimed a double-overtime victory at Alabama.

Arkansas had played extra-period games before those mentioned, but the Ole Miss and Kentucky games, and the six-overtime loss at Tennessee in 2002 rank at the top of the charts for the most overtimes played in NCAA history.

Key Points Regarding Overtime Games

- The team winning the coin toss has the option of taking the ball first or playing defense first. The team losing the coin toss selects the end of the field for both possessions.
- The team losing the coin toss has the option of going on offense or defense first for the second overtime while the other team chooses the end of the field.
- Each team gets the ball at the opponent 25-yard line.
- Beginning with the third overtime period, teams must attempt a two-point conversion following a touchdown.

ARKANSAS 71, KENTUCKY 63 (7 OT)

Nov. 1, 2003* Lexington, Ky.

GAME NOTES

- Matches the record for the longest game in NCAA history (UA-Ole Miss in 2001)
- DeCori Birmingham had a career-best rushing performance, and the 11th-best in school history, with 196 yards and two TDs on 40 carries.
- UA set an NCAA team record for the most points in overtime with 47.

	1Q	2Q	3Q	4Q	1OT	2OT	3OT	4OT	5OT	6OT	7OT
ARKANSAS	7	14	0	3	7	7	3	8	6	8	8 - 71
KENTUCKY	7	0	7	10	7	7	3	8	6	8	0 - 63

SCORING SUMMARY

- 1st - UA DeCori Birmingham 10 run (Chris Balseiro kick); UK Andrew Hopewell 6 blocked punt return (Taylor Begley kick)
 2nd - UA Richard Smith 26 pass from Matt Jones (Balseiro kick); UA Tom Crowder recovered blocked punt in end zone (Balseiro kick)
 3rd - UK Alexis Bwenge 51 pass from Jared Lorenzen (Begley kick)
 4th - UK Begley 34 field goal; UA Balseiro 37 field goal; UK Chris Benard 13 pass from Lorenzen (Begley kick)
 1st OT - UA Mark Pierce 1 run (Balseiro kick); UK Bwenge 2 run (Begley kick)
 2nd OT - Bwenge 7 run (Begley kick); UA Jason Peters 7 pass from Matt Jones (Balseiro kick)
 3rd OT - UA Balseiro 25 field goal; UK Begley 24 field goal
 4th OT - Lorenzen 1 run (Derek Abney pass from Lorenzen); UA Jones 3 run (Pierce pass from Jones)
 5th OT - George Wilson 15 pass from Jones (pass failed); UK Lorenzen 2 run (pass failed)
 6th OT - Lorenzen 1 run (Tommy Cook pass from Lorenzen); UA Pierce 2 run (Wilson pass from Jones)
 7th OT - UA Birmingham 25 run (Peters pass from Jones)

	ARKANSAS	KENTUCKY
First Downs	29	29
Rushing	15	13
Passing	14	12
Penalty	0	4
Rushing Attempts-Net Yards	71-334	52-180
Net Yards Passing	271	326
Passing	28-17-0	51-28-1
Total Plays-Total Offense	99-605	103-506
Punts	6-34.3	7-40.0
Fumbles	5-2	2-1
Penalties	12-87	8-60
Possession Time	32:53	27:07
Third-Down Conversions	13-22	10-22
Fourth-Down Conversions	1-1	2-3
Sacks By: Number-Yards	2-13	2-17

INDIVIDUAL STATISTICS

RUSHING: UA - DeCori Birmingham 40-196; Matt Jones 15-112; Cedric Cobbs 9-46; Carlos Ousley 1-9; Mark Pierce 2-3; Steven Harris 1-(-15); Ryan Sorahan 3-(-17). UK - Alexis Bwenge 22-89; Jared Lorenzen 15-39; Draak Davis 5-35; Shane Boyd 4-17; Derek Abney 1-2; Ronald Johnson 1-1; Team 1-0; Keenan Burton 3-(-3).
PASSING: UA - Matt Jones 25-16-0, 260; Ryan Sorahan 3-1-0, 11. UK Jared Lorenzen 49-28-1, 326; Shane Boyd 2-0-0.
RECEIVING: UA - George Wilson 9-172; Richard Smith 5-69; Carlos Ousley 1-12; Jared Hicks 1-11; Jason Peters 1-7. UK Derek Abney 10-91; Chris Bernard 4-82; Tommy Cook 4-39; Draak Davis 4-13; Jeremi Drobney 2-25; Alexis Bwenge 1-51; Glenn Holt 1-17; Keenan Burton 1-7; Shane Boyd 1-1.

ARKANSAS' NCAA RECORDS SET IN OVERTIME

- Longest games in NCAA history: seven overtimes (Arkansas at Kentucky, 2003; Arkansas at Ole Miss, 2001)
- Second-longest game in NCAA history: six overtimes (Arkansas at Tennessee, 2002)
- Most points scored in overtime: 47 at Kentucky, 2003



ARKANSAS IN OVERTIME (5-1)

1996	at Miss. St.	W 16-13	OT
2000	at Miss. St.	W 17-10	OT
2001	at Ole Miss	W 58-56	7 OT
2002	at Tennessee	L 41-38	6 OT
2003	at Alabama	W 34-31	2 OT
2003	at Kentucky	W 71-63	7 OT
2006	Alabama	W 24-23	2 OT

DeCori Birmingham ran for 196 yards and scored the game-winning touchdown on a 25-yard run in the seventh overtime at Kentucky in 2003.

ARKANSAS 58, OLE MISS 56 (7 OT)

Nov. 3, 2001 * Oxford, Miss.

GAME NOTES

- The seven overtimes is an NCAA record.
- The 114 combined points scored is an SEC record.
- UA All-American linebacker Jermaine Petty made his 20th tackle on his 103rd play of the game when he stopped Ole Miss tight end Doug Zeigler two yards short of the end zone on a two-point conversion attempt that would have forced an eighth extra period.
- Quarterback Matt Jones accounted for 116 of UA's 157 yards of total offense in the extra periods with 61 yards rushing and 55 passing. He did not start, but played all of the fourth quarter and all seven overtime periods.

	1Q	2Q	3Q	4Q	1OT	2OT	3OT	4OT	5OT	6OT	7OT
ARKANSAS	0	7	3	7	7	0	6	6	6	8	8 - 58
OLE MISS	7	0	3	7	7	0	6	6	6	8	6 - 56

SCORING SUMMARY

- 1st - UM Joe Gunn 1 run (Nichols kick);
 2nd - UA Cedric Cobbs 2 run (O'Donohoe kick)
 3rd - UA Brennan O'Donohoe 45 field goal; UM Jonathon Nichols 32 field goal
 4th - UA Mark Pierce 2 run (O'Donohoe kick); UM Jason Armstead 3 pass from Eli Manning (Nichols kick)
 1st OT - UA Cobbs 16 run (O'Donohoe kick); UM Armstead 11 pass from Manning (Nichols kick)
 3rd OT - UA Matt Jones 25 run (rush failed); UM Gunn 1 run (pass failed)
 4th OT - UM Bill Flowers 21 pass from Manning (pass failed); UA George Wilson 24 pass from Jones (rush failed)
 5th OT - UA Jones 8 run (pass failed); UM Doug Zeigler 12 pass from Manning (pass failed)
 6th OT - UM Zeigler 15 pass from Manning (Charles Stackhouse run); UA Pierce 2 run (Peters pass from Jones)
 7th OT - UA Pierce 2 run (Birmingham pass from Jones); UM Armstead 3 pass from Manning (pass failed)

	ARKANSAS	OLE MISS
First Downs	32	28
Rushing	22	10
Passing	10	17
Penalty	0	1
Rushing Attempts-Net Yards	80-370	50-145
Net Yards Passing	161	312
Passing	26-12-1	42-27-0
Total Plays-Total Offense	106-531	92-457
Punts	5-37.6	5-36.2
Fumbles	1-1	1-1
Penalties	4-40	4-16
Possession Time	33:34	26:26
Third-Down Conversions	16-26	7-17
Fourth-Down Conversions	3-3	2-2
Sacks By: Number-Yards	1-3	0-0

INDIVIDUAL STATISTICS

RUSHING: UA - Fred Talley 23-113; Matt Jones 18-110; Cedric Cobbs 22-100; Mark Pierce 11-39; Zak Clark 2-5; DeCori Birmingham 4-3. UM - Joe Gunn 31-102; Robert Williams 5-34; Charles Stackhouse 8-27; Toward Sanford 1-0; Eli Manning 4-(-9).
PASSING: UA - Zak Clark 9-20-1, 100; Matt Jones 3-6-0, 61. UM - Eli Manning 27-42-0, 312.
RECEIVING: UA - George Wilson 8-105; Mark Pierce 2-19; Nathan Ball 1-23; Marcellus Poydras 1-0. UM - Bill Flowers 7-97; Doug Zeigler 5-102; Jason Armstead 5-27; Charles Stackhouse 4-40; Chris Collins 3-15; Omar Rayford 2-19; Robert Williams 1-2.

- Most points scored in an overtime game (both teams): 134, UA at Kentucky, 2003
- Most points scored in overtime (both teams): 86, UA at Kentucky, 2003
- Most plays in an overtime game (both teams): 202, UA at Kentucky, 2003






ARKANSAS BOWL HISTORY

1934 Dixie Classic

Jan. 1, 1934
Dallas, Texas
Centenary, T 7-7



1947 Cotton Bowl
Jan. 1, 1947
Dallas, Texas
LSU, T 0-0



1948 Dixie Bowl
Jan. 1, 1948
Birmingham, Ala
William & Mary, W 21-19




1955 Cotton Bowl
Jan. 1, 1955
Dallas, Texas
Georgia Tech, L 14-6




1960 Gator Bowl
Jan. 2, 1960
Jacksonville, Fla.
Georgia Tech, W 14-7



1961 Cotton Bowl
Jan. 1, 1961
Dallas, Texas
Duke, L 7-6




1962 Sugar Bowl
Jan. 1, 1962
New Orleans, La.
Alabama, L 10-3




1963 Sugar Bowl
Jan. 1, 1963
New Orleans, La.
Ole Miss, L 17-13




1965 Cotton Bowl
Jan. 1, 1965
Dallas, Texas
Nebraska, W 10-7




1966 Cotton Bowl
Jan. 1, 1966
Dallas, Texas
LSU, L 14-7




1969 Sugar Bowl
Jan. 1, 1969
New Orleans, La.
Georgia, W 16-2




1970 Sugar Bowl
Jan. 1, 1970
New Orleans, La.
Ole Miss, L 27-22



1971 Liberty Bowl
Dec. 20, 1971
Memphis, Tenn.
Tennessee, L 14-13




1976 Cotton Bowl
Jan. 1, 1976
Dallas, Texas
Georgia, W 31-10




1978 Orange Bowl
Jan. 2, 1978
Miami, Fla.
Oklahoma, W 31-6




1978 Fiesta Bowl
Dec. 25, 1978
Tempe, Ariz.
UCLA, T 10-10




1980 Sugar Bowl
Jan. 1, 1980
New Orleans, La.
Alabama, L 24-9




1980 Hall of Fame Bowl
Dec. 27, 1980
Birmingham, Ala.
Tulane, W 34-15



1981 Gator Bowl
Dec. 28, 1981
Jacksonville, Fla.
North Carolina, L 31-27



1982 Bluebonnet Bowl
Dec. 31, 1982
Houston, Texas
Florida, W 28-24




1984 Liberty Bowl
Dec. 27, 1984
Memphis, Tenn.
Auburn, L 21-15



1985 Holiday Bowl
Dec. 22, 1985
San Diego, Calif.
Arizona State, W 18-17




1987 Orange Bowl
Jan. 1, 1987
Miami, Fla.
Oklahoma, L 42-8




1987 Liberty Bowl
Dec. 29, 1987
Memphis, Tenn.
Georgia, L 20-17




1989 Cotton Bowl
Jan. 2, 1989
Dallas, Texas
UCLA, L 17-3



1990 Cotton Bowl
Jan. 1, 1990
Dallas, Texas
Tennessee, L 31-27



1991 Independence Bowl
Dec. 29, 1991
Shreveport, La.
Georgia, L 24-15




1995 Carquest Bowl
Dec. 30, 1995
Miami, Fla.
North Carolina, L 20-10



1999 Florida Citrus Bowl
Jan. 1, 1999
Orlando, Fla.
Michigan, L 45-31



2000 Cotton Bowl
Jan. 1, 2000
Dallas, Texas
Texas, W 27-6



2000 Las Vegas Bowl
Dec. 21, 2000
Las Vegas, Nev.
UNLV, L 31-14



2002 Cotton Bowl
Jan. 1, 2002
Dallas, Texas
Oklahoma, L 10-3



2002 Music City Bowl
Dec. 30, 2002
Nashville, Tenn.
Minnesota, L 29-14




2003 Independence Bowl
Dec. 31, 2003
Shreveport, La.
Missouri, W 27-14



2007 Capital One Bowl
Jan. 1, 2007
Orlando, Fla.
Wisconsin, L 17-14

OVERALL BOWL RECORD: 11-21-3



Clyde "Smackover" Scott, a 1948 All-American in both football and track, made a tackle at the Arkansas one to preserve a 0-0 tie against LSU in the 1947 Cotton Bowl.



Senior Robert Johnson had a team-high four receptions for 46 yards in the 2007 Capital One Bowl against Wisconsin.



UNIVERSITY OF ARKANSAS

INDIVIDUAL

- Most Carries – 29,**
Marius Johnson vs. North Carolina,
1995 Carquest Bowl.
- Most Yards Gained Rushing – 205,**
Roland Sales vs. Oklahoma,
1978 Orange Bowl.
- Longest Run From Scrimmage – 76,**
Felix Jones vs. Wisconsin,
2007 Capital One Bowl.
- Most Passes Attempted – 42,**
Clint Stoerner vs. Michigan,
1999 Citrus Bowl.
- Most Passes Completed – 22,**
Kevin Scanlon vs. Alabama,
1980 Sugar Bowl.
- Most Yards Gained Passing – 338,**
Bill Montgomery vs. Ole Miss,
1970 Sugar Bowl.
- Most Touchdown Passes – 2,**
Bill Montgomery vs. Ole Miss,
1970 Sugar Bowl;
Brad Taylor vs. North Carolina,
1981 Gator Bowl;
Clint Stoerner vs. Michigan,
1999 Citrus Bowl;
Robby Hampton vs. UNLV,
2000 Las Vegas Bowl.
- Most Consecutive Passes Completed – 9,**
Bill Montgomery vs. Georgia,
1969 Sugar Bowl.
- Longest Pass Completion – 68,**
Bill Gray to Jerry Lamb vs. Ole Miss,
1963 Sugar Bowl.
- Most Pass Receptions – 12,**
Chuck Dicus vs. Georgia,
1969 Sugar Bowl.
- Most Yards Gained Receiving – 171,**
Chuck Dicus vs. Ole Miss,
1970 Sugar Bowl;
Derek Holloway vs. North Carolina,
1981 Gator Bowl.
- Most Touchdown Receptions – 1,**
by several players.
- Most Punting Yards – 572,**
Tom Murphy vs. Centenary,
1934 Dixie Classic.
- Most Punts – 13,**
Tom Murphy vs. Centenary,
1934 Dixie Classic.
- Best Punting Average – 49.2,**
Allen Meacham (6 punts, 295 yards)
vs. UCLA, 1989 Cotton Bowl.
- Longest Punt – 71,**
Allen Meacham vs. UCLA,
1989 Cotton Bowl.
- Most Interceptions – 3,**
Louis Campbell vs. Tennessee,
1971 Liberty Bowl.
- Most Interception Return Yards – 70,**
Mel McGaha vs. William & Mary,
1948 Dixie Bowl.
- Longest Interception Return – 70,**
Mel McGaha vs. William & Mary,
1948 Dixie Bowl.
- Most Yards Tandem Offense – 257,**
Roland Sales (26 plays, 205 yards rushing,
52 yards receiving) vs. Oklahoma,
1978 Orange Bowl.

- Most Yards Gained Total Offense – 360,**
Bill Montgomery (46 plays, 22 yards rushing,
338 yards passing) vs. Ole Miss,
1970 Sugar Bowl.
- Most Punt Returns – 5,**
Reggie Fish vs. Wisconsin,
2007 Capital One Bowl (15 yards).
- Most Punt Return Yards – 80,**
Gary Anderson vs. Tulane,
1980 Hall of Fame Bowl.
- Longest Punt Return – 80,**
Gary Anderson vs. Tulane,
1980 Hall of Fame Bowl.
- Most Kickoff Returns – 4,**
Lance Alworth vs. Alabama,
1962 Sugar Bowl;
Marshall Foreman vs. Oklahoma,
1987 Orange Bowl;
James Rouse vs. Georgia,
1987 Liberty Bowl;
Steven Harris vs. UNLV,
2000 Las Vegas Bowl.
Dedrick Poole vs. Minnesota,
2002 Music City Bowl.
- Most Kickoff Return Yards – 92,**
Marshall Foreman vs. Oklahoma,
1987 Orange Bowl.
- Longest Kickoff Return – 39,**
DeCori Birmingham vs. Missouri
2003 Independence Bowl;
Barry Foster vs. Tennessee,
1990 Cotton Bowl.
- Most Points Scored – 14,**
Barry Foster (2 TDs, 2 Pt. Conv.)
vs. Tennessee, 1990 Cotton Bowl;
E. D. Jackson (2 TDs, 2 Pt. Conv.)
vs. Georgia, 1991 Independence Bowl.
- Most Touchdowns Scored – 2,**
Ike Forte vs. Georgia,
1976 Cotton Bowl;
Roland Sales vs. Oklahoma,
1978 Orange Bowl;
Gary Anderson vs. Tulane,
1980 Hall of Fame Bowl;
Gary Anderson vs. Florida,
1982 Bluebonnet Bowl;
Greg Thomas vs. Georgia,
1987 Liberty Bowl;
Barry Foster vs. Tennessee,
1990 Cotton Bowl;
E.D. Jackson vs. Georgia,
1991 Independence Bowl;
Chrys Chukwuma vs. Michigan,
1999 Citrus Bowl;
Cedric Cobbs vs. Texas,
2000 Cotton Bowl.
Felix Jones vs. Wisconsin
2007 Capital One Bowl.
- Most Field Goals – 4**
Chris Balseiro vs. Missouri
2003 Independence Bowl.
- Most Field Goal Attempts – 5,**
Bob White vs. Georgia,
1969 Sugar Bowl.
- Most Points After Touchdown – 4,**
Steve Little vs. Georgia,
1976 Cotton Bowl;
Steve Little vs. Oklahoma,
1978 Orange Bowl;
Ish Ordonez vs. Tulane,
1980 Hall of Fame Bowl;
Martin Smith vs. Florida,
1982 Bluebonnet Bowl;
Todd Latourette vs. Michigan,
1999 Citrus Bowl.

- Most Points After Touchdown Attempts – 4,**
Steve Little vs. Georgia,
1976 Cotton Bowl;
Steve Little vs. Oklahoma,
1978 Orange Bowl;
Ish Ordonez vs. Tulane,
1980 Hall of Fame Bowl;
Martin Smith vs. Florida,
1982 Bluebonnet Bowl;
Todd Latourette vs. Michigan,
1999 Citrus Bowl.
- Longest Scoring Run – 76,**
Felix Jones vs. Wisconsin
2007 Capital One Bowl.
- Longest Scoring Pass – 66,**
Brad Taylor to Derek Holloway
vs. North Carolina, 1981 Gator Bowl.
- Longest Field Goal – 49,**
Kendall Trainor vs. UCLA,
1989 Cotton Bowl.
- Longest Scoring Interception Return – 70,**
Mel McGaha vs. William & Mary,
1948 Dixie Bowl.
- Longest Scoring Punt Return – 80,**
Gary Anderson vs. Tulane,
1980 Hall of Fame Bowl.
- Longest Scoring Kickoff Return – None.**

TEAM

- Most First Downs – 31,**
vs. Tennessee, 1990 Cotton Bowl.
- Most First Downs Rushing – 22,**
vs. Florida, 1982 Bluebonnet Bowl.
- Most First Downs Passing – 13,**
vs. Alabama, 1980 Sugar Bowl.
- Most First Downs Penalty – 5,**
vs. Georgia, 1991 Independence Bowl.
- Most Yards Rushing – 383,**
vs. Tulane, 1980 Hall of Fame Bowl.
- Most Carries – 72,**
vs. Tennessee, 1990 Cotton Bowl.
- Most Yards Passing – 338,**
vs. Ole Miss, 1970 Sugar Bowl.
- Most Attempts Passing – 42,**
vs. Michigan, 1999 Citrus Bowl.
- Most Completions – 22,**
vs. Alabama, 1980 Sugar Bowl.
- Most Passes Had Intercepted – 5,**
vs. Oklahoma, 1987 Orange Bowl;
vs. Georgia, 1991 Independence Bowl.
- Most Touchdown Passes – 2,**
vs. Ole Miss, 1970 Sugar Bowl;
vs. North Carolina, 1981 Gator Bowl;
vs. Michigan, 1999 Citrus Bowl;
vs. UNLV, 2000 Las Vegas Bowl;
vs. Minnesota, 2002 Music City Bowl.
- Most Yards Total Offense – 568,**
vs. Tennessee, 1990 Cotton Bowl.
- Most Plays Total Offense – 94,**
vs. Tennessee, 1990 Cotton Bowl.
- Most Penalties – 12,**
vs. Wisconsin, 2007 Capital One Bowl
(123 yards).
- Most Yards Penalized – 123,**
vs. Wisconsin, 2007 Capital One Bowl
(12 penalties).
- Fewest Penalties – 1,**
vs. LSU, 1947 Cotton Bowl;
vs. Alabama, 1980 Sugar Bowl;
vs. Tulane, 1980 Hall of Fame Bowl.
- Fewest Yards Penalized – 5,**
vs. LSU, 1947 Cotton Bowl.

- Most Fumbles – 6,**
vs. Georgia, 1976 Cotton Bowl.
- Most Fumbles Lost – 2,**
vs. Georgia, 1969 Sugar Bowl;
vs. Tennessee, 1971 Liberty Bowl;
vs. Tennessee, 1990 Cotton Bowl.
- Fewest Fumbles – 0,**
vs. Georgia Tech, 1955 Cotton Bowl;
vs. Tulane, 1980 Hall of Fame Bowl;
vs. Auburn, 1984 Liberty Bowl;
vs. Michigan, 1999 Citrus Bowl;
vs. Texas, 2000 Cotton Bowl;
vs. UNLV, 2000 Las Vegas Bowl;
vs. Missouri, 2003 Independence Bowl.
- Fewest Fumbles Lost – 0,**
vs. Georgia Tech, 1955 Cotton Bowl;
vs. Ole Miss, 1963 Sugar Bowl;
vs. Tulane, 1980 Hall of Fame Bowl;
vs. Auburn, 1984 Liberty Bowl;
vs. Michigan, 1999 Citrus Bowl;
vs. Texas, 2000 Cotton Bowl;
vs. UNLV, 2000 Las Vegas Bowl;
vs. Missouri, 2003 Independence Bowl;
vs. Wisconsin, 2007 Capital One Bowl.
- Most Interceptions – 3,**
vs. Georgia, 1969 Sugar Bowl;
vs. Tennessee, 1971 Liberty Bowl.
- Most Interception Return Yards – 70,**
vs. William & Mary, 1948 Dixie Bowl.
- Most Punt Returns – 6,**
vs. Texas, 2000 Cotton Bowl.
- Most Punt Return Yards – 80,**
vs. Tulane, 1980 Hall of Fame Bowl.
- Most Kickoff Returns – 7,**
vs. Minnesota, 2002 Music City Bowl.
- Most Kickoff Return Yards – 128,**
vs. Minnesota, 2002 Music City Bowl.
- Most Points Scored – 34,**
vs. Tulane, 1980 Hall of Fame Bowl.
- Fewest Points Scored – 0,**
vs. LSU, 1947 Cotton Bowl.
- Most Points Allowed – 45,**
vs. Michigan, 1999 Citrus Bowl.
- Fewest Points Allowed – 0,**
vs. LSU, 1947 Cotton Bowl.

INDIVIDUAL (OPPONENT)

- Most Carries – 29,**
Leon Johnson, North Carolina,
1995 Carquest Bowl.
- Most Yards Gained Rushing – 250,**
Chuck Webb, Tennessee,
1990 Cotton Bowl.
- Most Passes Attempted – 37,**
Nickie Hall, Tulane,
1980 Hall of Fame Bowl.
- Most Passes Completed – 24,**
Nate Hybl, Oklahoma,
2002 Cotton Bowl.
- Most Yards Gained Passing – 273,**
Archie Manning, Ole Miss,
1970 Sugar Bowl.
- Most Touchdown Passes – 3,**
Bob Hewko, Florida,
1982 Bluebonnet Bowl;
Jason Thomas, UNLV,
2000 Las Vegas Bowl.
- Most Pass Receptions – 9,**
Quentin Griffin, Oklahoma,
2002 Cotton Bowl.



RAZORBACK FOOTBALL



Junior Reggie Fish set an Arkansas bowl record with five punt returns in last year's Capital One Bowl contest against Wisconsin.

Most Yards Gained Receiving – 129,
Tai Streets, Michigan,
1999 Citrus Bowl.

Most Touchdown Receptions – 3,
Dwayne Dixon, Florida,
1982 Bluebonnet Bowl.

Most Punts – 10,
Spike Jones, Georgia,
1969 Sugar Bowl.

Most Punting Yards – 386,
Spike Jones, Georgia,
1969 Sugar Bowl.

Best Punting Average – 45.8,
Ray Criswell, Florida,
1982 Bluebonnet Bowl.

Most Interceptions – 2,
George Wilson, Alabama,
1962 Sugar Bowl;
Sonny Brown, Oklahoma,
1987 Orange Bowl;
Michael Lehan, Minnesota,
2002 Music City Bowl;
John Stocco, Wisconsin,
2007 Capital One Bowl.

Most Interception Yards Returned – 46,
Ian Gold, Michigan,
1999 Citrus Bowl.

Most Yards Tandem Offense – 250,
Chuck Webb, Tennessee,
1990 Cotton Bowl.

Most Yards Gained Total Offense – 312,
Archie Manning, Ole Miss,
1970 Sugar Bowl.

Most Punt Returns – 7,
Curtis Fagan, Oklahoma,
2002 Cotton Bowl.

Most Punt Return Yards – 51,
Troy Mason, UNLV,
2000 Las Vegas Bowl.

Most Kickoff Returns – 4,
Marcus James, Missouri,
2003 Independence Bowl (96 yards);
Leon Felts, Ole Miss,
1970 Sugar Bowl (75 yards).

Most Kickoff Return Yards – 96,
Marcus James, Missouri,
2003 Independence Bowl (4 returns).

Most Points Scored – 18,
Dwayne Dixon, Florida,
1982 Bluebonnet Bowl;

Anthony Thomas, Michigan,
1999 Citrus Bowl.

Most Touchdowns Scored – 3,
Dwayne Dixon, Florida,
1982 Bluebonnet Bowl;
Anthony Thomas, Michigan,
1999 Citrus Bowl.

Most Field Goals Attempted – 5,
Dan Nystrom, Minnesota,
2002 Music City Bowl.

Most Field Goals – 5,
Dan Nystrom, Minnesota,
2002 Music City Bowl.

Longest Field Goal – 52,
Cloyce Hinton, Ole Miss,
1970 Sugar Bowl;
Taylor Mehlhaff, Wisconsin,
2007 Capital One Bowl.

Most Kick Conversions Attempted – 6,
Tim Lashar, Oklahoma,
1987 Orange Bowl;
Jay Feely, Michigan,
1999 Citrus Bowl.

Most Kick Conversions – 6,
Tim Lashar, Oklahoma,
1987 Orange Bowl;
Jay Feely, Michigan,
1999 Citrus Bowl.

Longest Run From Scrimmage – 78,
Chuck Webb, Tennessee,
1990 Cotton Bowl.

Longest Scoring Run – 78,
Chuck Webb, Tennessee,
1990 Cotton Bowl.

Longest Pass Completion – 84,
Andy Kelly to Anthony Morgan,
Tennessee, 1990 Cotton Bowl.

Longest Scoring Pass – 84,
Andy Kelly to Anthony Morgan,
Tennessee, 1990 Cotton Bowl.

Longest Interception Return – 47,
Eddie Brown, Tennessee,
1971 Liberty Bowl.

TEAM (OPPONENT)

Most Opponent First Downs – 25,
Missouri, 2003 Independence Bowl.

Most Opponent First Downs Rushing – 17,
Georgia Tech, 1955 Cotton Bowl;
North Carolina, 1981 Gator Bowl.

Most Opponent First Downs Passing – 13,
Ole Miss, 1963 Sugar Bowl;
Ole Miss, 1970 Sugar Bowl;
Florida, 1982 Bluebonnet Bowl.

Most Opponent Rushing Attempts – 65,
North Carolina, 1981 Gator Bowl.

Most Opponent Net Yards Rushing – 320,
Tennessee, 1990 Cotton Bowl.

Fewest Opponent Yards Lost Rushing – 32,
Oklahoma, 2002 Cotton Bowl.

Most Opponent Passes Completed – 24,
Texas, 2000 Cotton Bowl,
Oklahoma, 2002 Cotton Bowl.

Most Opponent Yards Passing – 273,
Ole Miss, 1970 Sugar Bowl.

Most Opponent Touchdown Passes – 3,
Florida, 1982 Bluebonnet Bowl;
UNLV, 2000 Las Vegas Bowl.

Most Opponent Total Offense Plays – 86,
Ole Miss, 1963 Sugar Bowl.

Most Opponent Total Offense Yards – 470,
Tennessee, 1990 Cotton Bowl.

Most Opponent Punts – 13,
Centenary, 1934 Dixie Classic.

Fewest Opponent Punts – 2,
Ole Miss, 1963 Sugar Bowl;
Minnesota, 2002 Music City Bowl.

Fewest Opponent Yards Punting – 65,
Ole Miss, 1963 Sugar Bowl.

Most Opponent Yards Punting – 421,
Centenary, 1934 Dixie Classic.

Most Opponent Punt Returns – 7,
Oklahoma, 2002 Cotton Bowl.

Most Opponent Punt Returns Yards – 50,
Alabama, 1980 Sugar Bowl.

Most Opponent Kickoff Returns – 6,
Missouri, 2003 Independence Bowl (120).

Most Opponent Kickoff Return Yards – 120,
Missouri, 2003 Independence Bowl (6).

Most Opponent Touchdowns – 6,
Oklahoma, 1987 Orange Bowl;
Michigan, 1999 Citrus Bowl.

Most Opponent Points – 45,
Michigan, 1999 Citrus Bowl.

Most Opponent Extra Points Attempted – 6,
Oklahoma, 1987 Orange Bowl;
Michigan, 1999 Citrus Bowl.

Most Opponent Extra Points Made – 6,
Oklahoma, 1987 Orange Bowl;
Michigan, 1999 Citrus Bowl.

Most Opponent Field Goals Made – 5,
Minnesota, 2002 Music City Bowl.

Fewest Opponent First Downs – 10,
Duke, 1961 Cotton Bowl.

Fewest Opponent First Downs Rushing – 1,
Wisconsin, 2007 Capital One Bowl.

Fewest Opponent First Downs Passing – 0,
Alabama, 1962 Sugar Bowl.

Most Opponent Fumbles – 7,
Georgia, 1969 Sugar Bowl.

Most Opponent Fumbles Lost – 5,
Georgia, 1969 Sugar Bowl.

Most Opponent Penalties – 12,
Michigan, 1999 Citrus Bowl;
UNLV, 2000 Las Vegas Bowl.

Most Opponent Penalty Yards – 119,
UNLV, 2000 Las Vegas Bowl.

Fewest Opponent Rushing Attempts Allowed – 25,
Texas, 2000 Cotton Bowl.

Fewest Opponent Net Yards Rushing Allowed – (-27),
Texas, 2000 Cotton Bowl.

Most Opponent Yards Lost – 96,
Georgia, 1969 Sugar Bowl.

Fewest Opponent Passes Completed – 2,
Oklahoma, 1987 Orange Bowl.

Fewest Opponent Total Offense Plays – 53,
Georgia Tech, 1960 Gator Bowl;
Oklahoma, 1987 Orange Bowl.

Fewest Opponent Total Offense Yards – 168,
Nebraska, 1965 Cotton Bowl.

Fewest Opponent Passes Attempted – 5,
Oklahoma, 1987 Orange Bowl.

Fewest Opponent Yards Passing – 20,
Alabama, 1962 Sugar Bowl.

Most Opponent Passes Intercepted – 3,
Georgia, 1969 Sugar Bowl;
Tennessee, 1971 Liberty Bowl.

Most Yards Gained on Opponent Passes Intercepted – 70,
William & Mary, 1948 Dixie Bowl.

Fewest Arkansas Total First Downs – 4,
UCLA, 1989 Cotton Bowl.

Fewest Arkansas First Downs Rushing – 2,
UCLA, 1989 Cotton Bowl.

Fewest Arkansas First Downs Passing – 0,
Oklahoma, 2002 Cotton Bowl.

Fewest Arkansas Rushing Attempts – 22,
UCLA, 1989 Cotton Bowl.

Fewest Arkansas Net Yards Rushing – 21,
UCLA, 1989 Cotton Bowl.

Fewest Arkansas Passes Attempted – 6,
Georgia Tech, 1960 Gator Bowl.

Fewest Arkansas Passes Completed – 2,
Georgia Tech, 1960 Gator Bowl,
Oklahoma, 2002 Cotton Bowl.

Fewest Arkansas Yards Passing – 13,
Oklahoma, 2002 Cotton Bowl.

Fewest Arkansas Total Offense Plays – 36,
UCLA, 1989 Cotton Bowl.

Fewest Arkansas Total Offensive Yards – 42,
UCLA, 1989 Cotton Bowl.





UNIVERSITY OF ARKANSAS

TRADITIONS

RUNNING THROUGH THE 'A'

Outland Trophy winner Loyd Phillips played for Arkansas more than three decades ago, but his memories of running through the "A" remain as fresh as the morning dew.

"The butterflies are flowing and you are [running], but it doesn't feel like your feet are even touching the ground," said Phillips, who played on the Hogs' 1964 national championship team and won the 1966 Outland Trophy.

The Razorback Marching Band concludes each home pre-game performance by transforming its 280-plus members into a giant "A." The band marches the length of the field, bringing the top of the "A" to rest in the end zone nearest the Arkansas locker room. Then, with the band playing and the crowd cheering, head coach Houston Nutt follows in the tradition of his predecessors and leads the team through the "A" and onto the field of battle.

"Just to be able to run through that 'A' and hear the fans cheer for you is unbelievable," said Jim Mabry, an All-American offensive tackle for the 1989 Razorbacks. "To sit in the stands now, I still get chill bumps every time the band starts playing and I see the guys running out through the 'A.' It is a tradition that has been special for years around here."



The band, and mascots, form the "A" just before the Razorbacks take the field for each home game.

Arkansas went 7-0 against a schedule that included other major colleges. In fact, Arkansas outscored its opponents 186-18. The tough and gritty play of that squad inspired Bezdek.

After beating Oklahoma 21-6, the team traveled to Memphis for a regional showdown against Louisiana State. A win would give Arkansas a 5-0 record and all but assure an undefeated season. So when Arkansas blitzed the Tigers 16-0, a crowd of students and other fans gathered at the train station to welcome their team home. Bezdek delivered an impromptu speech, telling the crowd that the team had played "like a wild band of razorback hogs" in the victory over LSU.

Bezdek's spark turned into a flame. The name was an instant hit among the student body, which voted in 1910 to change the school's official mascot from the Cardinals to the Razorbacks – one of the most unique mascots in all of college athletics.

Except for some sightings in the Outback of Australia, true Razorbacks now exist only in the form of Arkansas' players and fans. Tusk I, a Russian boar that closely resembles Bezdek's razorback hogs, currently serves as the official live mascot and takes leave from his local home to attend all Arkansas home games.

The live mascot tradition dates back to the 1960s. A number of hogs have proudly represented Arkansas through the years. In addition to their presence on the sidelines, some also gained a reputation for their activities off the field.

Big Red III, for instance, escaped from an animal exhibit near Eureka Springs in the summer of 1977 and ravaged the countryside before an irate farmer gunned him down. And Ragnar, a wild hog captured in south Arkansas by Leola farmer Bill Robinson, killed a coyote, a 450-pound domestic pig and seven rattlesnakes. Ragnar died in 1978 of unknown causes.


Arkansas also has a family of uniformed mascots, led by the original Big Red, the "Fighting Razorback." Sue E, who is known for her costume changes and her dancing skills, is popular among the younger fans, as is the kid-sized Pork Chop. Boss Hog, a 9-foot-tall inflatable mascot, joined the team at the end of the 1998-99 season.

THE MASCOT

The wild razorback hogs that roamed the Arkansas countryside in the early 1900s bore only slight resemblance to the typical farm-grown pigs commonly found at a county fair. The untamed razorback hogs were lean, ill-tempered beasts that commonly fought, and defeated, whatever crossed their path.

Hugo Bezdek, the first Arkansas coach hired by the school and not the students, apparently was familiar with these animals, for Bezdek is credited with sparking the change of Arkansas' mascot from the Cardinals to the Razorbacks.

The 1909 season, Bezdek's second as head coach, was significant because



Tusk I, a Russian boar, is UA's official live mascot.

TRADITIONS

2007



RAZORBACK FOOTBALL



CALLING THOSE HOGS

Although historians aren't exactly sure of the exact date, a group of Arkansas football fans at some point during the 1920s is believed to have been the first to "call the Hogs" during a game. In the years following, it has grown into one of college sports' most endearing traditions, as well as a rallying cry among Arkansas fans.

Spontaneous "hog calls" have been known to break out in airports, malls, restaurants and hotels all across the country, especially when Arkansas is in town for a football bowl game or a basketball tournament game.

In fact, during Arkansas' first trip to the SEC basketball tournament in 1992, action nearly came to a stop and a hush consumed the fans of opposing teams when the Razorbacks walked into the arena to watch a game that was in progress. The reason? More than 10,000 Arkansas fans saw them enter and spontaneously called the Hogs.

The words to the Hog call are simple:

"Woooooooooooo, Pig! Sooiie!

"Woooooooooooo, Pig! Sooiie!

"Woooooooooooo, Pig! Sooiie! Razorbacks!"

But correctly calling the Hogs takes some practice. It starts with both hands raised high into the air, fingers waving as the volume increases during the word *Woooooooooooo*. The arms pump down on the word *Pig* and then back into the air on the word *Sooie*. Give it a try.



"Calling the Hogs" is one of the more unique cheers in all of college athletics.

THE LIDS

The Razorback makes for an easily identifiable mark, both for players and for fans. The simple, yet fierce white running Razorback on Arkansas' cardinal-colored helmets dates back to 1964 – the year the Hogs went undefeated and won a national championship – and it gives the university one of the most-recognized pieces of head gear in all of football. And it's hard to miss Arkansas fans who don the famed "Hog Hat" – a red plastic lid molded into the shape of a running Razorback.

THE ALMA MATER

Brodie Payne and Henry Tovey, inspired in part by the Ozark Mountain sunrise as it illuminated Old Main, wrote the University of Arkansas alma mater in the early 1900s. It is played prior to every home football and basketball game. You can read the words here and listen to it at www.hogwired.com.

**Pure as the dawn on the brow of thy beauty,
Watches thy soul from the mountains of God
Over the fates of thy children departed,
Far from the land where their footsteps have trod.**

**Beacon of hope in the ways dreary lighted,
Pride of our hearts that are loyal and true;
From those who adore unto one who adores us--
Mother of Mothers, we sing unto you.**

THE FIGHT SONG

One of the first things freshmen football players learn during two-a-day practices is how to sing the University of Arkansas' fight song. Written in the late 1920s, the tune has long been popular among Razorbacks fans. And for years Arkansas players huddled together in their locker room to sing it following each victory.

When Houston Nutt took over as head coach, he began sharing that tradition with the fans. When the Razorbacks win a home game, Nutt and the Arkansas players gather in front of the student section and lead the singing.

Want to sing along? You can listen to the fight song at www.hogwired.com. Here are the words:

**Hit that line! Hit that line! Keep on going,
Move that ball right down the field!
Give a cheer. Rah! Rah! Never fear. Rah! Rah!
Arkansas will never yield!**

**On your toes, Razorbacks, to the finish,
Carry on with all your might!
For it's A-A-A-R-K-A-N-S-A-S for Arkansas!
Fight! Fight! Fi-i-i-ght!**

THE GOLDEN BOOT

Although the stakes were raised when the two became conference foes in 1992, the football rivalry between Arkansas and Louisiana State dates to 1901 and is one of the oldest in the record books of both programs.

With 51 games played in six different cities and in four different states, the series includes a variety of interesting twists – and several upsets. An underdog Arkansas squad, for instance, upset the Tigers with a scoreless tie in the 1947 Cotton Bowl. And LSU upset the Hogs, 14-7, in the 1966 Cotton Bowl to end Arkansas' 22-game winning streak.

So when Arkansas joined the SEC, it made sense to make the border war the regular-season finale for both teams. And soon it became apparent that a trophy should be created for the winner.

The Golden Boot debuted in 1996. Molded from 24-karat gold in the shape of the states of Arkansas and Louisiana, the trophy stands four feet in height, weighs nearly 200 pounds and is valued at \$10,000. After a win in the series, the victorious team keeps the trophy until the next year's meeting.





UNIVERSITY OF ARKANSAS

HOME OF CHAMPIONS

In four of the 16 years the Hogs have been members of the SEC, they have won four league championships. In the 11 other years, Arkansas has won at least two, including two overall titles and two other Western Division championships in 2006-07. No other SEC school has won so many league championships in men's athletics during the past 16 years.

While the SEC is the nation's best conference, Arkansas takes its success far past the regional level. During UA's time in the SEC, the Hogs have produced 30 national championship teams. The other SEC schools combined have won 33 NCAA crowns in men's sports, meaning Arkansas has won almost as many as the rest of the league combined. LSU is the closest to matching UA's national title total, but the Razorbacks have a 30-8 lead over the Tigers. Next in the league are Auburn with seven, Florida with six, Georgia with five, Tennessee four, Kentucky two and Alabama one.

Overall, Arkansas has won 44 men's national championships in its athletic history, all but one since 1984. The only one before '84 was the post-bowl version of the football national championship in 1964. In the league, LSU is next with 18, followed by Florida with 10, Tennessee with nine, Auburn and Georgia with eight, Alabama and Kentucky with seven, and Ole Miss one.

Here's the breakdown on Arkansas' national titles: 19 in indoor track, 12 in outdoor track, 11 in cross country, one in football and one in basketball.

In 16 years, Arkansas has won 48 SEC championships, including 16 in cross country, 14 in indoor track, 13 in outdoor track, two in basketball and baseball, and one in golf. The Hogs have also won four Western Division titles in football, and three in basketball and baseball.

2007 TRADITIONS | HOME OF CHAMPIONS

FOOTBALL

Arkansas went 10-4 in 2006, won the SEC's Western Division, played in the SEC Championship game, earned a bid to the Capital One Bowl and ended the season ranked No. 15 in the nation. All four losses came to teams ranked in the top 10 while the Razorbacks beat three ranked opponents, including the 27-10 win at No. 2 Auburn.

Running back Darren McFadden won the Doak Walker Award, which annually goes to the nation's top running back, finished second in voting for the Heisman Trophy, was the SEC Offensive Player of the Year and a consensus All-American. He rushed for a school-record 1,647 yards along with 14 touchdowns. Fellow junior Felix Jones, an All-SEC pick, ran for 1,168 yards and six scores, and finished second among the nation's top 100 leading rushers with 7.6 yards per carry.

Defensive end Jamaal Anderson, an All-SEC selection and an honorable mention All-American, led the SEC with a school-record tying 14 sacks, and had 20.5 tackles for loss and 65 total stops. Tackle Tony Ugoh was an All-American, cornerback Chris Houston (45 tackles, 13 PBUs) All-SEC and an honorable mention All-American, linebacker Sam Olajubutu a Butkus Award and Chuck Bednarik Award semifinalist after leading the team with 115 tackles, and center Jonathan Luigs a Rimington Trophy finalist.

- Seven bowl games in the last nine years
- Four SEC Western Division titles in the last 12 years
- Fourteen players drafted over the last four years, including four in the first round, with 22 others signing free-agent contracts
- Twenty-two bowl games in the last 32 years and 35 overall
- 1964 national champion

BASKETBALL

Arkansas was 21-14 overall, earned its 29th NCAA Tournament bid, won the Old Spice Classic in Orlando, advanced to the finals of the SEC Tournament and went 4-3 against ranked teams.

Freshman Patrick Beverley ranked among the SEC leaders in nine of 13 categories, including 16th in scoring (13.9), 30th in rebounding (4.5), 15th in assists (3.14), sixth in steals (1.74) and third in free-throw percentage (.812). He was named the SEC Newcomer of the Year by the Associated Press and Freshman of the Year by the league's coaches, was second-team All-SEC and a freshman All-American by CollegeInsider.com (1st team), Basketball Times (2nd), and CollegeHoops.net and Rivals (3rd each).

Junior Gary Ervin (9.9 ppg) had 169 assists (4.83, 5th in SEC), the most for a Razorback since Kareem Reid had 181 in 1999, and was



Steven Hill was the SEC's Defensive Player of the Year last year and enters his senior season 10th on the conference's career blocked shots list with 244. He helped the Hogs finish 21-14, reach the finals of the SEC Tournament and earn an NCAA Tournament bid.

named SEC Player of the Week twice during the season. Junior forward Sonny Weems (11.8 ppg, 4.8 rpg) was named to the SEC and Old Spice Classic all-tournament teams. Junior center Steven Hill (6.2 ppg, 4.4 rpg, 2.8 blocked shots) was named the SEC Defensive Player of the Year.

- Twenty-nine NCAA Tournament bids, ninth all-time
- Six Final Four appearances, ninth all-time – 1994 national champion, 1995 runner-up
- Seventeen national post-season tournament appearances in 21 years
- Home attendance in national top 15 for 14 straight years

TRACK & FIELD

In cross country, Arkansas won its 16th SEC title in 16 years and its 33rd consecutive conference title going back to UA's days in the Southwest Conference. The Hogs won the NCAA South Central Regional and finished fifth at the national meet behind Peter Kosgei's eighth-place finish.

The Razorbacks won the SEC indoor title and finished seventh in the NCAA meet behind All-American performances from Kosgei, Nkosinza Balumba, Alain Bailey and Mychael Stewart.



RAZORBACK FOOTBALL



Pitchers Jess Todd (above) and Nick Schmidt earned second-team All-America honors and All-SEC honors after helping Arkansas finish 43-21, win the SEC's Western Division, advance to the SEC Tournament championship game and play host to an NCAA Regional for the third time in four years.



Blake Strode earned first-team All-SEC honors, advanced to the second round of the NCAA singles tournament and earned a spot in the NCAA doubles tournament with partner Colin Mascall.

Outdoors, Arkansas was third at the SEC meet with Balumba winning his third straight league triple jump title.

Head coach John McDonnell was named to the 2008 USA Olympic Team staff as a middle distance coach. McDonnell was also named SEC Coach of the Year in cross country and indoor track, the 46th and 47th times in his career he's been named conference coach of the year.

- Nineteen indoor NCAA titles since 1984; 26 conference titles since 1979
- Twelve outdoor NCAA titles since 1985; 22 conference titles since 1982
- Eleven cross country NCAA titles since 1984; 33 conference titles since 1974
- Twenty-five Olympians, 645 All-America selections, 111 NCAA individual event championships

BASEBALL

Behind the starting rotation of Nick Schmidt, Jess Todd and Duke Welker, Arkansas won the SEC Western Division title and advanced to the finals of the SEC Tournament.

Arkansas earned the No. 7 national seed and played host to an NCAA Regional for the third time in four years and the fourth time overall. The Razorbacks reached the finals before being eliminated and finishing 43-21. The Arkansas regional was the best-attended in the nation, drawing 38,710 fans for an average of 6,452.

Arkansas set a national record with a tickets sold attendance average of 8,047 during the regular season.

Schmidt (11-3, 2.69 ERA) and Todd (9-3, 2.89 ERA) were each named second-team All-Americans by Louisville Slugger and first-team All-SEC.

First baseman Danny Hamblin (.276, 60 RBI) hit 22 home runs, the second-most in a season at UA, and set a school career record with 57. Outfielder Casey Coon hit .312 and matched the eighth-best RBI total in school history with 71. Third baseman Logan Forsythe led the team with a .347 average and 18 stolen bases while adding 55 RBI.

Schmidt was taken in the first round of the Major League Draft by San Diego at No. 23. Welker (7-5, 3.59 ERA) and Todd both went in the second round to Pittsburgh (No. 68) and St. Louis (No. 82), respectively. Hamblin (10th round) was drafted by Oakland, pitcher Chris Rhoads (28th) by Philadelphia, catcher Brian Walker (29th) by Anaheim, outfielder Jacob Julius (33rd) by Baltimore, outfielder Jake Dugger (49th) by Washington and infielder Matt Willard (49th) by Cleveland.

- Five College World Series, including 2004, and 20 NCAA Tournament appearances

- Fourteen 40-win seasons since 1979
- Baum Stadium rated the top college facility in the country by *Baseball America* in 1998
- National attendance average record for tickets sold per game in 2007 with 8,047

GOLF

Arkansas won the Del Walker Intercollegiate at Long Beach, Calif., finished second at the Lochinvar Challenge at Houston and had five other finishes of seventh or higher during the year.

Sophomore Andrew Landry led the team with a 72.08 average and had six top five finishes, including a runner-up finish at the Diet Pepsi Shocker Classic at Wichita, Kan., and four other third-place finishes. Freshman Stephen Cox was next with a 74.62 average and one top five finish, followed by sophomore Jason Turner who averaged 74.78 with a top five to his credit.

Landry, a PING honorable mention All-American and a second-team All-SEC pick, finished tied for sixth at the NCAA Central Regional.

- Finished in the top 11 at the NCAA Tournament six times in 19 years
- Finished in the top 20 at the NCAA Tournament eight times
- Twenty-six tournament titles in the last 19 years

TENNIS

Replacing three seniors at the top of the singles lineup and five total lettermen from the 18-11 NCAA Tournament team of 2006 was too tough for the young Razorbacks as they won just seven matches for the year.

Sophomore Blake Strode, who went 27-7 at No. 4 as a freshman, was 27-11 at No. 1, including a 7-4 mark in the SEC and a 17-7 dual match record. He recorded four wins over opponents ranked among the nation's top 50.

Strode and junior Colin Mascall went 19-9 in doubles, and were ranked as high as 15th in the nation.

Strode reached the round of 32 in the NCAA singles tournament while Strode and Mascall were one of 32 doubles teams to qualify but were eliminated in the first round.

Freshmen Dmitry Lebedev, Gabriel Mattos, Branden Joost, Drew Sosebee, Jorge Villanueva, Dmitry Vlaskin and Bradwin Williams combined for 29 dual match victories.

- Nine NCAA Tournament appearances in 14 years
- NCAA regional finals in six of last seven appearances
- Eight No. 1-ranked players since 1980 and 30 All-America selections





UNIVERSITY OF ARKANSAS

DONALD W. REYNOLDS RAZORBACK STADIUM

FACILITIES | DONALD W. REYNOLDS RAZORBACK STADIUM

Donald W. Reynolds Razorback Stadium (DWRRS) underwent a major expansion and renovation, which was completed prior to the 2001 season, giving the University of Arkansas one of the finest football facilities in the nation.

The \$110 million project, which included a \$20 million gift from the Donald W. Reynolds Foundation, saw the capacity of the stadium increased from 51,000 to 72,000, but that may not even be the most noticeable improvement.

The concrete and steel below the stands has been completely enclosed with a brick and glass facade. The new look rivals that of many of the newer Major League Baseball stadiums. In addition to covering the steel and concrete, the concourses are wider, and concession areas and restrooms have been replaced.

The east concourse is "Championship Alley" with displays of conference championships, the 1964 national title and every football letterman. The south end zone concourse is "All-American Alley" and is dedicated to Razorback All-Americans. The west concourse is "Bowl Alley" with tributes to each bowl team.

Other than the facade covering, the other most noticeable addition is the enclosure of the south end zone, which features chairback seating and the addition of approximately 7,300 total seats with space for an additional upper deck that would push the capacity to 80,000. The enclosure also includes a food court with space for five vendors.

Other major additions include an expanded press box, which includes Orville Henry Press Row, and the addition of luxury suites.

Sixty-eight suites/skyboxes were added, bringing the total to 132, and the stadium's capacity includes 8,950 club seats, inside and out.

Other additions include the 15,000 square foot Bob and Marilyn Bogle Academic Center and the 3,800 square foot Wilson Matthews "A" Club, both on the east side where an upper deck, which seats 6,500, was added along with enclosed premium club seating.

During the 2000 season, a 30x107-foot SMARTVISION LED video screen, one of the largest video boards at any sports venue in the world, made its debut in the north end zone.

The stadium's debut came on Sept. 24, 1938, as Arkansas defeated Oklahoma A&M, 27-7. Dedicated on Oct. 8 of that year, the Hogs dropped a 9-6 decision to Baylor.

Constructed as a Works Progress Administration project with an original capacity of 13,500, the facility was first enlarged upon the arrival of John Barnhill

DONALD W. REYNOLDS RAZORBACK STADIUM FACTS	
CAPACITY:	72,000
FIRST GAME:	Sept. 24, 1938 (Arkansas 27, Oklahoma A&M 7)
DEDICATED:	Oct. 3, 1938 (Baylor 9, Arkansas 6)
ARKANSAS' DWRRS RECORD:	144-72-2 (.665)
ARKANSAS' FAYETTEVILLE RECORD:	264-105-10 (.710)

as athletic director in 1947 when an additional 2,500 seats were added to the north end of the east and west grandstands.

In 1950, a new press box was constructed and 5,200 more seats were built on the west side. A 5,200-seat addition to the east side was completed in 1957. Expansion projects in 1965 and 1969 increased capacity to 42,678 — a figure that held steady until a year of construction on additional seats and skyboxes brought the facility to 50,000 seats prior to the 1985 season.

Other improvements during the facility's 66-year history include the addition of AstroTurf in 1969 and the construction of the Broyles Athletic Center — which houses athletic administration and coaches' offices — at the north end of the stadium in 1975. The Broyles Athletic Center underwent renovations, completed in 1994, while the playing surface was returned to natural grass in 1995.

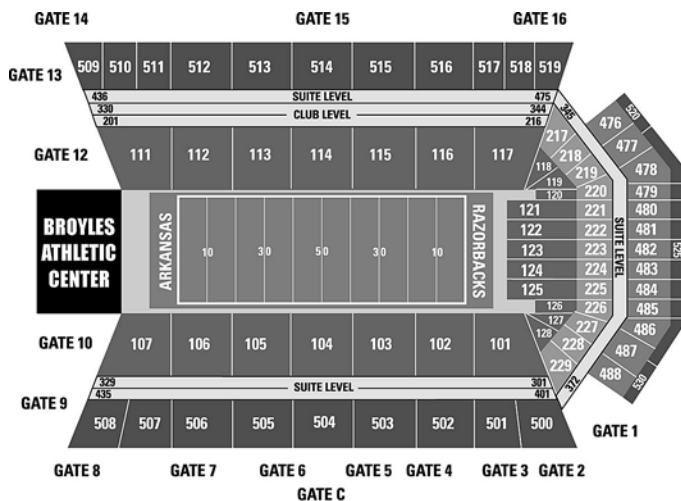
Arkansas' all-time record at DWRRS is 144-72-2 (.665). Prior to 1938, the Hogs played in a 300-seat stadium built in 1901 on land atop "The Hill," now occupied by Mullins Library and the Fine Arts Center.



RAZORBACK FOOTBALL



DONALD W. REYNOLDS RAZORBACK STADIUM | FACILITIES



IMPORTANT DATES IN DWRRS HISTORY

DATE	SIGNIFICANCE	SCORE
Sept. 24, 1938	First game	Arkansas 27, Oklahoma A&M 7
Oct. 3, 1938	Razorback Stadium dedicated	Baylor 9, Arkansas 6
Sept. 27, 1969	First game on AstroTurf	Arkansas 55, Tulsa 0
Dec. 6, 1969	Game of the Century	No. 1 Texas 15, No. 2 Arkansas 14
Nov. 11, 1989	First game with lights	Arkansas 19, Baylor 10
Nov. 2, 1991	Last Southwest Conference game	Baylor 9, Arkansas 5
Oct. 3, 1992	First Southeastern Conference game	Georgia 27, Arkansas 3
Sept. 9, 1995	First game on new natural grass surface	Arkansas 51, South Carolina 21
Dec. 3, 1999	Donald W. Reynolds Foundation announces \$20 million gift to expansion effort	
Sept. 8, 2001	First game in expanded Donald W. Reynolds Razorback Stadium	Tennessee 13, Arkansas 3

2007






UNIVERSITY OF ARKANSAS

2007 FACILITIES | DONALD W. REYNOLDS RAZORBACK STADIUM

YEAR-BY-YEAR HOME RECORDS

Year	Little Rock			Fayetteville			Total		
	W	L	T	W	L	T	W	L	T
1894				2	0	0	2	0	0
1895				1	0	0	1	0	0
1896				1	0	0	1	0	0
1897				1	0	0	1	0	0
1898				1	0	0	1	0	0
1899				3	0	0	3	0	0
1900				2	0	0	2	0	0
1901				2	3	0	2	3	0
1902				3	0	0	3	0	0
1903				2	1	0	2	1	0
1904				3	1	0	3	1	0
1905				2	3	0	2	3	0
1906				0	2	1	1	2	1
1907	1	0	0	2	1	1	2	1	1
1908	0	1	0	5	0	0	5	1	0
1909	0	1	0	3	0	0	4	0	0
1910	0	1	0	4	1	0	5	1	0
1911	0	1	0	4	0	0	5	0	0
1912	0	1	0	3	1	0	3	2	0
1913	0	1	0	5	0	0	5	1	0
1914	1	0	0	2	2	0	3	2	0
1915				4	1	0	4	1	0
1916				4	0	0	4	0	0
1917				4	0	0	4	0	0
1918				2	1	0	2	1	0
1919				3	1	0	3	1	0
1920				1	1	1	1	1	1
1921	1	0	0	3	0	0	4	0	1
1922	0	1	0	4	0	0	4	1	0
1923				4	1	1	3	1	1
1924	1	0	0	4	0	1	5	0	1
1925				2	1	0	2	1	0
1926	1	0	0	3	1	0	4	1	0
1927	1	0	0	5	0	0	6	0	0
1928				5	0	0	5	0	0
1929				4	1	0	4	1	0
1930	1	0	0	2	2	0	3	2	0
1931				2	2	0	2	2	0
1932	1	0	0	0	3	1	1	3	1
1933	1	0	0	5	0	0	6	0	0
1934	1	0	0	2	2	0	3	2	0
1935	1	0	0	2	0	0	3	2	0
1936	1	0	0	3	0	0	4	0	0
1937	0	0	1	2	0	2	2	0	3
1938	1	0	0	1	2	0	2	2	0
1939	1	0	0	2	1	0	3	1	0
1940	0	1	0	2	1	0	2	2	0
1941	0	1	0	1	2	0	1	3	0
1942	0	1	0	1	2	0	1	3	0
1943	0	1	0	1	2	0	1	3	0
1944	0	1	0	2	1	0	2	2	0
1945	0	1	0	1	2	0	1	3	0
1946	1	0	0	3	0	0	4	0	0
1947	1	0	0	2	0	1	3	0	1
1948	2	2	0	1	1	0	3	3	0
1949	1	2	0	3	0	0	4	2	0
1950	0	3	0	2	1	0	2	4	0
1951	1	2	0	3	0	0	4	2	0
1952	2	1	0	0	3	0	2	4	0
1953	1	2	0	2	1	0	3	3	0
1954	2	0	0	2	1	0	4	1	0
1955	2	1	0	1	1	1	3	2	1
1956	3	0	0	2	1	0	5	1	0
1957	3	0	0	1	2	0	4	2	0
1958	1	2	0	1	3	0	2	5	0
1959	2	1	0	3	0	0	5	1	0
1960	2	1	0	2	1	0	4	2	0
1961	3	0	0	2	1	0	5	1	0
1962	3	0	0	3	0	0	6	0	0
1963	4	0	0	3	0	0	7	0	0
1964	3	0	0	3	0	0	6	0	0
1965	4	0	0	3	0	0	7	0	0
1966	3	0	0	2	1	0	5	1	0
1967	1	3	0	1	2	0	2	5	0
1968	3	0	0	3	0	0	6	0	0
1969	4	0	0	2	1	0	6	1	0
1970	3	1	0	3	0	0	6	1	0
1971	3	1	0	3	1	0	6	2	0
1972	2	2	0	2	1	0	4	3	0
1973	2	2	0	2	1	0	4	3	0
1974	2	1	1	2	1	0	4	2	1
1975	4	0	0	2	1	0	6	1	0
1976	2	2	0	2	1	0	4	3	0
1977	4	0	0	2	1	0	6	1	0
1978	3	0	0	3	0	0	6	0	0
1979	4	0	0	2	1	0	6	1	0
1980	2	1	0	4	0	0	6	1	0
1981	2	1	0	2	1	0	4	2	0
1982	4	0	0	3	0	0	7	0	0
1983	2	2	0	2	1	0	4	3	0
1984	3	0	1	2	1	0	5	1	1
1985	4	0	0	1	1	0	5	1	0
1986	3	0	0	3	1	0	6	1	0
1987	1	2	0	3	0	0	4	2	0
1988	4	0	0	3	0	0	7	0	0
1989	3	0	0	2	1	0	5	1	0
1990	1	3	0	1	2	0	2	5	0
1991	3	1	0	2	1	0	5	2	0
1992	0	3	0	1	2	0	1	5	0
1993	0	3	0	2	0	0	2	3	0
1994	2	1	0	2	1	0	4	2	0
1995	3	0	0	2	1	0	5	1	0
1996	1	2	0	2	2	0	3	4	0
1997	1	2	0	2	1	0	3	3	0
1998	3	0	0	3	0	0	6	0	0
1999	3	0	0	3	0	0	6	0	0
2000	3	0	0	2	2	0	5	2	0
2001	2	0	0	4	1	0	6	1	0
2002	3	0	0	3	2	0	6	2	0
2003	2	0	0	3	2	0	5	2	0
2004	1	1	0	3	2	0	4	3	0
2005	2	0	0	1	3	0	3	3	0
2006	1	1	0	5	1	0	6	2	0
Total	157	63	3	270	104	11	427	167	14



RAZORBACK FOOTBALL



With the same vision that fueled his development of one of the top athletic departments in the nation, Arkansas Athletic Director Frank Broyles has spearheaded an aggressive building campaign that gives the Razorbacks a competitive edge in recruiting and providing fans with the finest venues available.

By renovating and expanding some facilities and constructing new ones, UA has assembled a collection of athletic facilities valued at nearly \$258 million that sets the standard by which others are measured.

This dedication to facilities has once again placed Arkansas' men's athletic facilities at the forefront (UA has separate men's and women's departments). Future projects ensure Arkansas will maintain its national prominence while enhancing the enjoyment of fans and student-athletes alike.



BROYLES ATHLETIC CENTER

- Includes a spacious team film room, meeting rooms, the locker room, coaches offices and the player lounge
- Houses the Jerry Jones/Jim Lindsey Hall of Champions, which overlooks the field at Donald W. Reynolds Razorback Stadium



WILLARD AND PAT WALKER PAVILION

- Willard and Pat Walker have given generously to UA athletics
- The facility measures 380 feet long and 200 feet wide, providing 76,000 square feet of usable space with a 120-yard football field
- With a height of 52 feet, the football team is free to work on all aspects of its game
- Completed in 1998 and resurfaced with AstroPlay in 2002



WALKER FAMILY TRAINING CENTER

- Built into the Williard and Pat Walker Pavilion and completed on Jan. 18, 2005, the center overlooks both the indoor and outdoor football practice fields
- The facility covers 38,000 square feet – 19,000 for the weight room and 19,000 for conditioning, including sprint lanes and sand lanes
- Features include a nutritional area with a juice bar and ice cream/protein machine, 13 42-inch flat screen televisions for viewing and adjusting technique, and an on-site athletic training room
- The center includes the Camden and Sue Greene Speed Development Center, which features sprint and sand lanes



RANDAL TYSON TRACK CENTER

- The facility served as the site of the NCAA Indoor Track and Field Championships the first year it was built and has hosted the event every year since, from 2000 through 2007
- The facility, located next to Baum Stadium at George Cole Field, served as the site of the 2000, 2002 and 2005 Southeastern Conference Indoor Track and Field Championships

OTHER UA FACILITIES | FACILITIES 2007





UNIVERSITY OF ARKANSAS



JOHN McDONNELL FIELD

- Rededicated in honor of Arkansas' men's cross country/track and field coach John McDonnell in 1998, the entire facility was razed and a new one constructed in 2006 with seating for 7,000
- The site of the annual John McDonnell Invitational and the 2009 NCAA Outdoor Championships
- Named for the coach who has amassed a total of 42 NCAA national championships in cross country, indoor track and outdoor track, including the 2006 NCAA crown in indoor track



BAUM STADIUM AT GEORGE COLE FIELD

- Named the nation's second-best collegiate baseball facility in a 2003 survey by *Baseball America* magazine after ranking first in the publication's previous survey in 1998
- Designed by the same firm that developed Oriole Park at Camden Yards, Jacobs Field, Coors Field and AT&T Park
- 2003 upgrades included the addition of 2,600 chairback seats, and the enclosing of the hitting and pitching cages; 2004 upgrades included a conversion from artificial turf to natural grass and a state-of-the-art 76-foot-by-51-foot scoreboard with video board and message center.
- 2007 upgrades included expanding the stadium to a capacity of 10,731, increasing the number of luxury boxes to 34, and tripling the size of the Hog Pen and picnic area to 40 tables and grills.

DILLS INDOOR TENNIS CENTER & UA OUTDOOR TENNIS COMPLEX

- Rededicated as the Dills Indoor Tennis Center on April 30, 2002
- Jane Dills Morgan and Nancy Dills Lee, along with Ewell Lee, made a sizeable donation to renovate the facility in the name of Robert "Bob" and Lucile Dills, who were early and longtime supporters
- Improvements made included a new ceiling and insulation system, 96 new lamps, two new courts, the resurfacing of all six courts and six electronic scoreboards



FRED W. AND MARY B. SMITH RAZORBACK GOLF CENTER

- The golf center, which opened in the spring of 2004, includes a state-of-the-art indoor practice facility with six indoor-outdoor practice bays, an indoor video swing analysis station, coaches offices and fully furnished locker room facilities.
- The golf center is located at Blessings Golf Course (7,500 yards, par 72), which was designed by Robert Trent Jones, Jr., in Johnson, Ark., just a few miles from the UA campus



BUD WALTON ARENA

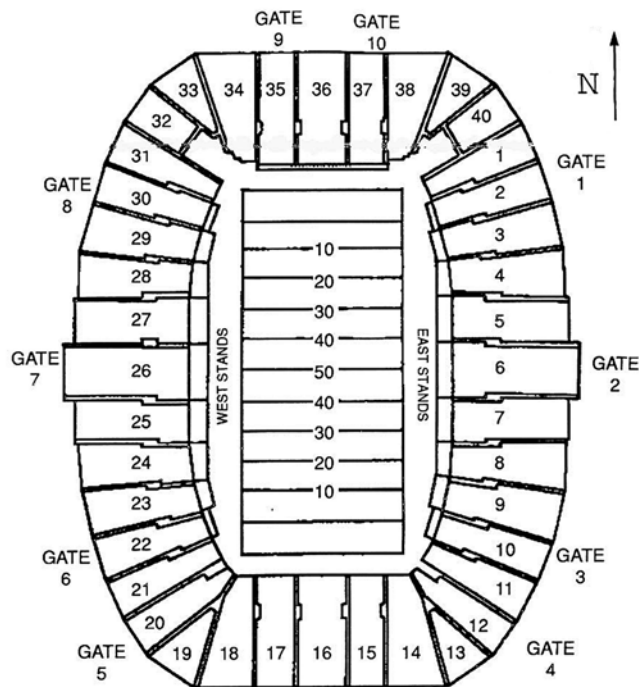
- Fifth-largest on-campus basketball facility in the nation (19,200)
- Houses coaches' offices for men's basketball and men's track and field/cross country, along with strength and conditioning, and athletic training facilities
- Houses the Hog Heaven store, where fans can purchase officially licensed UA merchandise year-round
- Houses the Tommy Boyer Hall of Champions, which highlights UA's tradition in men's basketball and other sports



RAZORBACK FOOTBALL



WAR MEMORIAL STADIUM



WAR MEMORIAL

WAR MEMORIAL STADIUM FACTS

CAPACITY:
53,727

FIRST GAME AND DEDICATION:
Sept. 18, 1948 (Arkansas 40, Abilene Christian 6)

ARKANSAS' WAR MEMORIAL STADIUM RECORD:
138-52-2 (.724)

ARKANSAS' LITTLE ROCK RECORD:
156-65-4 (.702)

The Razorbacks' home venue in Central Arkansas for 59 years, War Memorial Stadium will continue to host Arkansas football games for at least another eight years. During that span, the facility will host three UA games in two seasons, and two UA games this year and in five other seasons.

Three-year UA letterman and Congressional Medal of Honor Winner Maurice (Footsie) Britt was the featured speaker during dedication ceremonies for War Memorial Stadium on Sept. 18, 1948. On that day, a crowd of 24,950 (a record football attendance in Arkansas at that time) watched the Razorbacks defeat Abilene Christian, 40-6.

During its 59-year existence, the facility has expanded from its original capacity of 31,000 to its current figure of 53,727.

A complete lighting system and AstroTurf surface were added for the 1970 season with a new artificial surface to follow in 1974. Ten years later, another new layer of artificial turf was installed before a return to natural grass was made in 1994. AstroPlay was installed for the 2002 season.

Now named for longtime sportswriter and an authority on Razorback history, the Orville Henry Press Box at War Memorial Stadium was honored as the best in the nation by the Football Writers Association of America in 1974 — an honor for both the facility and the services provided.



WAR MEMORIAL STADIUM | FACILITIES

2007





UNIVERSITY OF ARKANSAS

ALL GAMES

Any Game: 107,262 at Tennessee, Nov. 11, 2000
 Regular Season Game: 107,262 at Tennessee, Nov. 11, 2000
 Season Total: 791,661 in 11 games in 2005 (regular season)
 720,540 in 12 games in 1999 (Cotton Bowl)
 925,193 in 14 games in 2006

HOME GAMES

Game: Fayetteville (Donald W. Reynolds Razorback Stadium)
 76,728 vs. Tennessee, 2006
 Game: Little Rock (War Memorial Stadium) 55,912 vs. Alabama, 1992
 Season Total: Fayetteville: 443,368 in 2006 (6 games)
 Little Rock: 221,686 in 1979 (4 games)
 Both: 554,621 in 2006 (8 games)
 Season Average: Fayetteville: 73,895 in 2006
 Little Rock: 55,721 in 2003
 Both: 69,328 in 2006

DONALD W. REYNOLDS RAZORBACK STADIUM - Fayetteville, Ark.

OPPONENT	DATE	ATTENDANCE
Tennessee	Nov. 11, 2006	76,728
Southern Cal	Sept. 2, 2006	76,564
Texas	Sept. 11, 2004	75,671
Alabama	Sept. 23, 2006	74,687
Auburn	Oct. 11, 2003	74,026
Florida	Oct. 18, 2003	73,934
Alabama	Sept. 28, 2002	73,551
Ole Miss	Oct. 21, 2006	73,445
Alabama	Sept. 25, 2004	72,543
Southeast Missouri	Oct. 14, 2006	72,453
Ole Miss	Oct. 26, 2002	71,723
Auburn	Oct. 15, 2005	71,673
Georgia	Oct. 23, 2004	71,644
Tennessee	Sept. 3, 2001	70,470
Boise State	Sept. 7, 2002	70,142
New Mexico State	Sept. 4, 2004	70,114
Utah St.	Sept. 9, 2006	69,491
Tulsa	Sept. 6, 2003	69,442
Mississippi State	Nov. 17, 2001	67,314
Auburn	Oct. 27, 2001	67,213
Ole Miss	Nov. 13, 2004	63,474
Mississippi State	Nov. 22, 2003	62,547
Kentucky	Oct. 19, 2002	61,573
Central Florida	Nov. 10, 2001	61,527
Louisiana-Lafayette	Nov. 16, 2002	54,843
Texas A&M	Nov. 12, 1988	53,818
New Mexico State	Nov. 15, 2003	53,728
Texas	Oct. 21, 1989	53,316
Texas	Oct. 18, 1985	53,212
Tennessee	Nov. 13, 1999	52,815
Tennessee	Oct. 7, 1995	52,728
Weber State	Oct. 6, 2001	52,683
Florida	Oct. 5, 1996	52,318
Alabama	Sept. 17, 1994	52,089
Middle Tennessee	Oct. 8, 1999	51,896
Alabama	Sept. 26, 1998	51,763
SMU	Nov. 23, 1985	51,644
Baylor	Nov. 11, 1989	51,532
Tulsa	Sept. 16, 1989	51,518
Baylor	Nov. 7, 1987	51,496
Alabama	Sept. 23, 2000	51,482

*Donald W. Reynolds Razorback Stadium expanded to 72,000 in 2001.

WAR MEMORIAL STADIUM - Little Rock, Ark.

OPPONENT	DATE	ATTENDANCE
Alabama	Sept. 19, 1992	55,912
Texas	Oct. 20, 1979	55,838
LSU	Nov. 24, 2006	55,833
LSU	Nov. 27, 1998	55,831
LSU	Nov. 26, 2004	55,829
North Texas	Sept. 20, 2003	55,825
Oklahoma State	Sept. 20, 1980	55,822
South Florida	Sept. 14, 2002	55,817
Oklahoma State	Sept. 22, 1979	55,812
Kentucky	Oct. 3, 1998	55,782
Vanderbilt	Sept. 16, 1978	55,718
Mississippi State	Nov. 19, 2005	55,712
Auburn	Oct. 28, 1995	55,630
South Carolina	Nov. 6, 2003	55,617
LSU	Nov. 29, 2002	55,553
SMU	Sept. 9, 1998	55,544
Mississippi State	Nov. 20, 1999	55,491
Ole Miss	Sept. 15, 1984	55,480
Louisiana-Monroe	Oct. 28, 2006	55,420
Louisiana-Monroe	Sept. 18, 1999	55,382
Ole Miss	Sept. 17, 1988	55,360
Colorado State	Sept. 15, 1979	55,318
Miami (Fla.)	Sept. 26, 1987	55,310
Ole Miss	Sept. 13, 1987	55,230
South Carolina	Oct. 16, 1999	55,123

ON THE ROAD

OPPONENT	DATE	ATTENDANCE
Tennessee	Nov. 11, 2000	107,262
Tennessee	Nov. 14, 1998	106,365
Tennessee	Oct. 5, 2002	105,688

OPPONENT

DATE

ATTENDANCE

Tennessee	Nov. 16, 1996	103,158
Tennessee	Oct. 10, 1992	95,202
Tennessee	Oct. 8, 1994	94,997
Georgia	Oct. 22, 2005	92,746
LSU	Nov. 28, 2003	92,213
LSU	Nov. 25, 2005	92,127
Southern California	Sept. 17, 2005	90,411
Florida	Oct. 2, 2004	90,014
LSU	Nov. 23, 2001	89,560
Auburn	Oct. 7, 2006	87,451
Auburn	Oct. 16, 2004	87,451
Georgia	Sept. 29, 2001	86,520
Florida	Oct. 4, 1997	85,235
Auburn	Oct. 29, 1994	85,214
Auburn	Nov. 2, 1996	84,763
Auburn	Oct. 12, 2002	84,692
Alabama	Sept. 22, 2001	83,818
Alabama	Sept. 25, 1999	83,818
Auburn	Oct. 28, 2000	83,642
Texas	Sept. 13, 2003	83,271
Alabama (Sugar Bowl)	Jan. 1, 1962	82,910
Ole Miss (Sugar Bowl)	Jan. 1, 1963	82,910
Alabama	Sept. 27, 2003	82,818
Ole Miss (Sugar Bowl)	Jan. 1, 1970	82,500
Georgia (Sugar Bowl)	Jan. 1, 1969	82,113

YEAR FAYETTEVILLE LITTLE ROCK TOTAL

YEAR	FAYETTEVILLE	LITTLE ROCK	TOTAL
Prior to 1944 unavailable			
1944	(3) 10,820	(1) 11,043	(4) 21,863
1945	(3) 26,908	(1) 13,878	(4) 40,786
1946	(4) 35,175	(1) 16,624	(5) 51,799
1947	(3) 41,976	(1) 13,934	(4) 55,910
1948	(3) 43,440	(4) 96,092	(7) 139,532
1949	(3) 45,213	(3) 65,129	(6) 110,342
1950	(3) 41,970	(3) 67,017	(6) 108,987
1951	(3) 49,563	(3) 54,334	(6) 103,897
1952	(3) 38,563	(3) 64,327	(6) 102,890
1953	(3) 41,155	(3) 62,231	(6) 103,386
1954	(3) 55,189	(2) 70,454	(5) 125,643
1955	(3) 60,597	(3) 92,882	(6) 153,479
1956	(3) 57,806	(3) 96,127	(6) 153,933
1957	(3) 68,482	(3) 92,230	(6) 160,712
1958	(3) 71,412	(3) 98,040	(6) 169,452
1959	(3) 73,327	(3) 109,997	(6) 183,324
1960	(3) 87,200	(3) 120,420	(6) 207,620
1961	(3) 82,500	(3) 114,000	(6) 196,500
1962	(3) 92,800	(3) 114,200	(6) 207,000
1963	(3) 83,230	(4) 163,700	(7) 246,930
1964	(3) 92,150	(3) 118,640	(6) 210,790
1965	(3) 115,350	(4) 178,500	(7) 293,850
1966	(3) 122,900	(3) 135,050	(6) 257,950
1967	(3) 121,953	(4) 187,634	(7) 309,587
1968	(3) 126,958	(3) 148,221	(6) 275,179
1969	(3) 131,355	(4) 170,717	(7) 302,072
1970	(3) 123,000	(4) 194,000	(7) 317,000
1971	(4) 163,977	(4) 217,244	(8) 381,221
1972	(3) 120,015	(4) 209,102	(7) 329,117
1973	(3) 120,439	(4) 179,542	(7) 299,981
1974	(3) 120,500	(4) 200,309	(7) 320,809
1975	(3) 118,460	(4) 201,575	(7) 320,025
1976	(3) 121,657	(4) 194,462	(7) 316,119
1977	(3) 131,611	(4) 214,991	(7) 346,601
1978	(3) 135,284	(3) 164,266	(6) 299,550
1979	(3) 132,345	(4) 221,686	(7) 354,031
1980	(3) 122,047	(4) 214,874	(7) 336,924
1981	(3) 129,991	(3) 163,710	(6) 293,701
1982	(3) 132,486	(4) 217,904	(7) 350,390
1983	(3) 131,102	(4) 193,160	(7) 324,262
1984	(3) 123,908	(4) 219,568	(7) 343,476
1985	(2) 104,856	(4) 218,640	(6) 323,496
1986	(4) 191,880	(3) 165,248	(7) 357,128
1987	(3) 132,734	(3) 137,412	(6) 270,146
1988	(3) 138,066	(4) 205,390	(7) 343,456
1989	(3) 156,366	(3) 150,464	(6) 306,830
1990	(3) 146,650	(4) 199,842	(7) 346,492
1991	(3) 131,420	(4) 191,578	(7) 322,998
1992	(3) 118,001	(3) 150,505	(6) 268,506
1993	(3) 125,946	(3) 155,928	(6) 281,874
1994	(3) 139,757	(3) 149,419	(6) 289,176
1995	(3) 144,116	(3) 162,835	(6) 306,951
1996	(3) 139,549	(4) 172,313	(7) 311,862
1997	(3) 127,020	(3) 153,704	(6) 280,723
1998	(3) 148,440	(3) 167,157	(6) 315,597
1999	(3) 155,844	(3) 165,996	(6) 321,840
2000	(4) 203,238	(3) 152,214	(7) 355,452
2001	(5) 319,207	(2) 105,727	(7) 424,934
2002	(5) 331,832	(3) 154,184	(8) 486,016
2003	(5) 333,677	(2) 111,442	(7) 445,119
2004	(5) 353,446	(1) 55,829	(6) 409,275
2005	(4) 272,149	(2) 109,921	(6) 382,070
2006	(6) 443,368	(2) 111,253	(8) 554,621
TOTAL	8,092,376	8,828,815	16,921,191

() - Number of games at stadium



RAZORBACK FOOTBALL



The University of Arkansas Men's Sports Information Office appreciates your interest in UA football and strives to assist you in your coverage. Our offices are located on the top floor of the Broyles Athletic Center located north of Donald W. Reynolds Razorback Stadium. A list of our staff members, our address, and our telephone and fax numbers follows:

Mailing address:
 UA Men's Sports Information
 PO Box 7777
 Fayetteville, AR 72702-7777
 (479) 575-2751
 (479) 575-7481 FAX

Shipping address:
 UA Men's Sports Information
 Broyles Athletic Center
 300 North Razorback Road
 Fayetteville, AR 72701

Website:
www.hogwired.com

The policies that follow have been prepared in consideration of your needs, as well as the needs of our student-athletes and coaches, in hopes of creating a positive working environment for us all. As always, we welcome your suggestions and will try to accommodate any special requests you may have.

STUDENT-ATHLETE INTERVIEWS

Interviews with our student-athletes are encouraged, but we require all interview arrangements be made via the sports information office. **Student-athletes are instructed to decline any interviews not pre-arranged by the sports information department.** UA football student-athletes are generally available for in-person interviews Monday through Thursday prior to afternoon meetings (usually from 12:30 p.m. to 1:30 p.m.) and again after each day's practice (through Wednesday of game weeks). **All student-athlete and assistant coach interview requests must be made at least a day in advance to allow time to facilitate the notification process.** No interviews will be scheduled for the period between afternoon meetings and that day's practice. No interviews will be conducted on Friday or Saturday (except post-game). Telephone interviews can be arranged, but student-athletes' telephone numbers will not be provided and student-athletes are instructed to politely decline interviews when contacted by telephone.

Student housing, the training room, the weight room and locker rooms are off-limits to members of the media. Exceptions to this policy may be made in the event of a pre-arranged story that may involve a request to shoot video in a restricted area.

DAILY PRACTICE

Following each practice session, head coach Houston Nutt will conduct a group interview with members of the media. Video and still photographers from accredited media outlets wishing to shoot practices are asked to consult with the sports information office for current guidelines prior to arrival at the practice field. As a general rule, video and photography are allowed during the entire pre-practice (stretching) period and the first 15 minutes of actual practice time.

Following each practice session Monday through Thursday, the sports information office will produce a brief, Associated Press-style practice story, including quotes from Nutt. The story may be retrieved from the Razorbacks' official website, Hogwired.com. The story may also be e-mailed to accredited media members upon their request.

NUTT'S SUNDAY MEDIA BRIEFINGS

Head coach Houston Nutt will brief members of the media and answer questions each Sunday at 3 p.m. CT during the season (except following open dates) to offer analysis of the preceding game and to preview the upcoming game. Nutt's Sunday briefings are held in the conference room adjacent to his office on the second floor of the Broyles Athletic Center.

Excerpts of Nutt's Sunday briefing can be retrieved by accessing the UA's official website: www.Hogwired.com. The excerpts will be posted by 5 p.m. CT each Sunday. The excerpts can also be e-mailed to accredited media members upon their request.

NUTT'S AFTERNOON INTERVIEWS

As his schedule allows, head coach Houston Nutt is available for weekday interviews from 1 p.m. CT to 2:30 p.m. CT. All weekday interviews with Nutt must be arranged through the sports information office.

SEC WEEKLY COACHES' TELECONFERENCE

In conjunction with the Southeastern Conference, head coach Houston Nutt will participate each week in the league's teleconference of football coaches. The teleconferences will be conducted each Wednesday from Aug. 29 to Nov. 21 from 10 a.m. CT to 11:17 a.m. CT. Nutt's scheduled time slot is from



Kevin Trainor
 Associate Athletic Director
 for External Affairs/ Sports
 Information Director
 (Football Contact)



Robby Edwards
 Associate Sports
 Information Director



Josh Maxson
 Assistant Sports
 Information Director



Molly O'Mara
 Assistant Sports
 Information Director



Zach Lawson
 Sports Information Assistant



Mary Lynn Gibson
 Secretary



Matt Dozier
 Student Assistant



Claire Scruggs
 Student Assistant



David Wright
 Student Assistant





UNIVERSITY OF ARKANSAS

11:03 a.m. CT to 11:10 a.m. CT. Accredited media members only may access the broadcast-quality teleconference. Callers may participate in the question-and-answer session with an individual coach or all SEC coaches. For more information and the teleconference number, contact the UA men's sports information office or the SEC Media Relations Office at (205) 458-3010.

ARKANSAS SATELLITE UPLINK

The Arkansas Men's Sports Information Office will offer its own uplink of highlights and interviews once a week during the 2007 season. Please contact the sports information office at (479) 575-2751 for dates, times and coordinates.

HOGWIRED.COM

The latest information on all Razorback men's sports, including football, is just a click away on the world wide web at Hogwired.com — the official website of UA men's athletics. Game notes, quotes from Nutt's Sunday media briefing and daily practice stories are just a few of the items included on-line. The site also offers biographical information on UA coaches and student-athletes, statistics, game stories and schedules. Fans can also access radio broadcasts of UA football, basketball and baseball games via links provided on Hogwired.com.

GAME CREDENTIAL REQUESTS

All requests for media and/or photo credentials must be made on letterhead by sports editors or sports directors of accredited media outlets only. Requests should be made at least two weeks in advance and must be mailed or faxed to Kevin Trainor at the address or fax number listed at the beginning of this section.

Credentials must be requested and will be granted on a game-by-game basis only. No multi-game or full season credentials will be issued.

Media and photo credentials to games in Fayetteville and/or Little Rock will be issued according to the following priority:

1. daily newspapers for production the next day
2. sports editors only of other Arkansas daily newspapers
3. originating broadcast of visiting team
4. accredited photographers (same priority as writers)
5. school publications (home and visiting campus publications [newspaper, yearbook, radio station, alumni magazine etc.] are limited to a total of two media and two photo passes
6. accredited television sports directors and photographers
7. approved special coverage

Space limitations prevent accommodation of weekly media representatives, non-broadcasting radio personnel and professional scouts.

Due to lack of working space, credentials will not be issued to websites. The only possible exception is that one (1) credential may be issued to the official website of the opposing team and/or the website directly affiliated with the television network that has been granted live broadcast rights for the game.

Only fully accredited personnel directly involved in the coverage of the game will be admitted. Credentials are non-transferable. The University of Arkansas Men's Sports Information Office reserves the right to revoke any credential: (1) used by an individual other than the one for whom it was granted; (2) any individual who refuses to comply with press box and/or photographic area guidelines; (3) any individual who is not an accredited member of the media; (4) any individual under the age of 16.

Credentials will not be mailed. They may be picked up beginning three hours prior to kickoff at the media will call station at the base of the elevator at both Donald W. Reynolds Razorback Stadium in Fayetteville and War Memorial Stadium in Little Rock. Be prepared to present photo identification when picking up credentials.

SOUTHEASTERN CONFERENCE INTERNET POLICY AND GUIDELINES

By acceptance of a credential, the holder agrees to the following conditions for any and all football games hosted by the SEC and its member institutions.

1. The SEC and its member institutions grant a media organization a limited license to use certain gathered information on the media organization's own Internet or on-line site beginning at the start of an athletic event and up to the conclusion of such event, all subject to the following limitations and conditions:
 - a. No more than 10 still photographs may be used for news coverage of the game and other editorial purposes. Such still photographs must be used on a time-delayed basis, that is at least five (5) minutes after the happening of the event depicted by the still photograph.
 - b. It is agreed that video tape is NOT to be used on an Internet or on-line site (except that video tape may be shown as part of a single, non-archived, online "simulcast" of a television station's regularly-scheduled news program).
 - c. While a game is in progress, the use of textual statistical information is time-delayed and limited in amount (e.g., updates pertaining to score [detail only given in quarterly game updates], injuries and national, conference or institutional record-breaking performances, a condensed half-time story) so that an organization's Internet or on-line game coverage does not undercut the authorized and rights-paying fee organization's right to play-by-play accounts of the game and/or exclusivity as to such rights.
2. Any proposed media use on an Internet or on-line site of the game information that is more detailed and/or more than described above will require separate written authorization by the SEC and/or its member institutions. However, such written authorization will not permit the use of game information in entertainment contexts and will not authorize game coverage that, due to immediacy or detail, constitutes a play-by-play account of a game.
3. Should any of these conditions be breached, the SEC and/or its member institutions will issue a written warning for the first violation. If this violation occurs during the last game of the institutions' regularly-scheduled season, the media organization may not be credentialed for the SEC Football Championship Game. A second violation of this policy will result in the revocation of credentials to cover future football games hosted by the SEC and/or its member institutions.

GAMEDAY PARKING

Limited parking is available in Fayetteville and Little Rock for media members. Those media members needing parking should make the request at least two weeks in advance to allow time for mailing.

TELEPHONES

UA provides ample telephones on a first-come, first-served basis for media members in the press boxes at both Fayetteville and Little Rock. A credit card is required for making calls from these phones. Media members wishing to install a telephone line for exclusive use at either stadium should contact the sports information office at (479) 575-2751 for information and requirements.



RAZORBACK FOOTBALL



The Arkansas Razorback Sports Network, a division of Little Rock-based KATV Channel 7, is in its 14th year of producing and delivering every moment of Razorback football to thousands of Hog fans world-wide.



ARSN, as the exclusive provider of all Razorback sports programming, produces and distributes all football, baseball and men's basketball radio broadcasts, and televises six live basketball games each season. Each weekday during the football and basketball seasons, Hog fans can get all the latest news on the Razorbacks by listening to the daily "Razorback Report" on any of the ARSN affiliate stations.

In addition to radio, ARSN produces all pay-per-view events of the university and coordinates special projects, such as home video production and marketing.

GETTING THE HOGS ON THE AIR... AND TO THE FANS!



CHUCK BARRETT — Play-by-Play

Barrett is entering his first season as the play-by-play announcer for the Razorbacks and as a member of the Athletic Department staff, but he's no stranger to Arkansas fans or the ARSN broadcast team. This is his 14th year on the broadcast crew, including spending the previous 11 as the executive producer. In the past, his duties included hosting the ARSN Pre-Game Show, Halftime and Scoreboard shows, and the football version of the Razorback Report. He has also worked as the play-by-play man for baseball since Arkansas joined the SEC in 1992.



KEITH JACKSON — Color Analyst

Jackson is in his eighth season with ARSN. The Little Rock native was a two-time All-American at Oklahoma, and a six-time Pro Bowl and three-time All-Pro selection, playing in the NFL with Philadelphia, Miami and Green Bay, and winning a Super Bowl championship with the Packers. Jackson has worked as an analyst for "TNT" and "FOX Sports Network" telecasts.



QUINN GROVEY — Co-Host and Sideline Reporter

Grovey is in his 10th year with ARSN. The former Hog quarterback is a co-host of the pre-game and post-game shows with Scott Inman, and provides insight during games as a sideline reporter. Grovey is a regional personnel manager for Home Depot.



SCOTT INMAN — Co-Host

Inman begins his ninth year with ARSN. He serves as the pre-game show and post-game Scoreboard Show co-host along with Quinn Grovey. Inman is also co-anchor of KATV's 5, 6 and 10 p.m. newscasts. A native Arkansan, he grew up in Stuttgart and graduated from Arkansas State University in 1995, where he served as the voice of Jonesboro High School football and basketball, as well as ASU Lady Indians basketball.



IN MEMORY

Paul Eells was the "Voice of the Razorbacks" for football radio for 28 years before passing away prior to the start of the 2006 season. Also the sports director at KATV, Channel 7 News, in Little Rock, he was named the Arkansas Sportscaster of the Year 11 times. His highlights included the 2000 Cotton Bowl victory over Texas, the seven-overtime win against Ole Miss in 2001 and the seven-overtime win at Kentucky in 2003.

Contacting ARSN

Arkansas Razorback Sports Network
P.O. Box 77
Little Rock, AR 72203
Phone: 501-324-7562 or
c/o KATV: 800-324-7479
Fax: 501-324-7509

Manager: Todd Curtis

Affiliate Relations Director: Leigha Floyd

Studio Operations Director: Neal Tate

Field Operations Producer: Lee Francis

Field Operations Director: James Dokes

Director of Sales & Marketing, KATV, LLC: Mark Rose

2007 ARSN FOOTBALL NETWORK

Batesville - Mt. View	KWOZ-FM	103.3
Blytheville	KQDD-FM	107.3
Camden	KAMD-FM	97.1
Clarksville	KXIO-FM	106.9
Crossett	KAGH-AM/FM	800 / 104.9
DeQueen	KDQN-AM/FM	1390 / 92.1
El Dorado	KMRX-FM	96.1
Fayetteville	KEZA-FM	107.9
Fayetteville	KKEG-FM	92.1
Forrest City - Marianna	KBFC-FM	93.5
Fort Smith	KFPW-AM / KQBK-FM	1230 / 104.7
Fort Smith	KHGG-AM/FM	1580 / 103.1
Fort Smith	KTTG-FM	96.3
Hamburg	KHMB-FM	99.5
Harrison	KHOZ-AM/FM	900/102.9
Hope	KHPA-FM	104.9
Hot Springs	KLAZ-FM / KBHS-AM	105.9 / 1420
Helena	KFFA-AM/FM	1360 / 103.1
Little Rock	KABZ-FM	103.7
Little Rock	KARN-AM/FM	920 / 102.9
Magnolia	KZHE-FM	100.5
Mena	KENA-FM	102.1
Monticello	KHBM-FM	93.7
Morrilton	KVOM-FM	101.7
Mountain Home - Yellville	KOMT-FM	107.5
Murfreesboro	KMTB-FM	99.5
Newport	KOKR-FM	96.7
Ozark	KDYN-AM/FM	1540 / 96.7
Paragould	KDRS-FM	107.1
Pocahontas	KPOC-FM	104.1
Russellville	KARV-AM/FM	610 / 101.3
Russellville - Dardanelle	KCAB-AM / KCJC-FM	980 / 102.3
Salem	KSAR-FM	92.3
Searcy	KSMD-FM	99.1
Stuttgart	KWAK-AM/FM	1240 / 105.5
Texarkana, AR	KPGG-FM	103.9
Tulsa, OK	KCFO-AM	970
Warren	KWRF-AM/FM	860 / 105.5
White Hall - Pine Bluff	KTRN-FM	104.5
Wynne	KWYN-AM/FM	1400 / 92.5
Yellville / Mountain Home	KCTT-FM	101.7



UNIVERSITY OF ARKANSAS

Northwest Arkansas

Northwest Arkansas Times

P.O. Box 1607
Fayetteville, AR 72702-1607
479-571-6419
FAX 479-442-1714
Terry Wood – sports editor

Arkansas Democrat-Gazette

Northwest Arkansas Bureau
515 Enterprise, Suite 106
Lowell, AR 72745
479-770-8469 or 888-223-9846
FAX 479-770-8484

Bob Holt – Football/Basketball Beat

629 E. Lafayette
Fayetteville, AR 72701
479-582-2412

The Morning News of Northwest Arkansas

P.O. Box 7
Springdale, AR 72765
479-872-5131
FAX 479-872-5055
Chip Souza – sports editor
Paul Boyd – asst. sports editor
Alex Abrams, Jerry Reed,
Ryan Malashock – beat
Grant Hall, Vernon Tarver

Nate Allen Sports Services

Nate Allen
P.O. Box 3105
Fayetteville, AR 72702
479-442-5536

KFSM-TV (CBS)

4201 N. Shiloh Drive, Ste 169
Fayetteville, AR 72703
479-521-1330
FAX 479-521-6579
Mike Irwin – sports director
Adria Goins

KHOG-TV (ABC)

2808 Ajax Ave.
Rogers, AR 72758
479-521-1010
FAX 479-521-1430
Mark Lericos – sports director
Derek Burleson

KNWA (NBC/Fox)

15 S. Block
Fayetteville, AR 72701
479-684-4423; 841-7315
FAX 479-571-8900
Jason Carroll – sports director
Aaron Peters, Derek Ruscin,
Pat Doney

Hawgs Illustrated (Specialty Publication)

P.O. Box 7
2560 N. Lowell Road
Springdale, AR 72764
479-872-5177
FAX 479-872-5170
Clay Henry – editor
Dudley Dawson

Arkansas Traveler (University)

119 Kimpel Hall
Fayetteville, AR 72701
479-575-3406
FAX 479-575-3306

Southwest Times Record

P.O. Box 1359
Fort Smith, AR 72902
479-785-7753
FAX 479-784-0413
Scott Faldon – sports editor
Grant Tolley, Bobby Swofford

KFSM-TV (CBS)

P.O. BOX 369
Fort Smith, AR 72901
479-783-1191
FAX 479-783-3295; 783-1965

KHBS-TV (ABC)

2415 N. Albert Pike
Fort Smith, AR 72904
479-783-8133
FAX 479-783-0550

UATV-TV (University)

University of Arkansas
116 Kimpel Hall
Fayetteville, AR 72701
479-575-3601
FAX 479-575-4314
Larry Foley – faculty manager

Central Arkansas

Arkansas Democrat-Gazette

P.O. Box 2221
Little Rock, AR 72203
501-378-3411
FAX 501-378-3869
Wally Hall – sports editor/columnist

Arkansas News Bureau

401 S. Victory
Little Rock, AR 72201
501-374-0699
FAX 501-374-0860
Harry King

Associated Press

Suite 308, Benton Bldg.
10810 Executive Center Drive
Little Rock, AR 72211
800-715-7291 / 501-225-3668
FAX 501-225-3249
Noah Trister

KATV-TV (ABC)

P.O. Box 77
Little Rock, AR 72203
501-324-7544
FAX 501-324-7852
Steve Sullivan – sports director
Chris Scott – producer
Dale Nicholson III

KARK-TV (NBC)

1401 W. Capitol #104
Little Rock, AR 72201
501-340-4528
FAX 501-375-1961
Aaron Nolan

KLRT-TV (Fox 16)

10800 Colonel Glenn Rd.
Little Rock, AR 72204
501-217-4257
FAX 501-227-0855
David Raath – sports director
Chris Kolkhorst – sports anchor
Mitch Lilly

KTHV-TV (CBS)

P.O. Box 269
Little Rock, AR 72203
501-244-4572
501-244-4561
FAX 501-376-1645
Craig O'Neill – sports director
Mark Edwards, Wess Moore

Arkansas Razorback Sports Network

P.O. Box 77
Little Rock, AR 72203
501-324-7562
FAX 501-324-7509
Todd Curtis, Leigha Floyd

Pine Bluff Commercial

P.O. Box 6469
Pine Bluff, AR 71611
870-534-3400
FAX 870-534-0113
Mike Marzelli – sports editor

Tulsa, Okla.

Tulsa World

P.O. Box 1770
Tulsa, OK 74102
918-581-8355
FAX 918-581-8352
Mike Strain – sports editor

KJRH-TV (NBC)

P.O. Box 2
Tulsa, OK 74101
918-742-6397
FAX 918-748-1436
Al Jerkins – sports director
Jason Shackelford, Marty Carpenter

KOTV-TV (CBS)

P.O. Box 6
Tulsa, OK 74101
918-582-6666
FAX 918-732-6185
John Holcomb – sports director
Mike Wolfe, Steve Wolfe
Scott Smith

KTUL-TV (ABC)

P.O. Box 8
Tulsa, OK 74101
918-445-9363
FAX 918-445-9359
Chris Lincoln – sports director
Ruben Diaz, Rick Pendergraft

Memphis, Tenn.

The Commercial Appeal

495 Union Ave.
Memphis, TN 38103
901-529-2360
FAX 901-529-2362
Gary Robinson – exec. sports editor
Geoff Calkins – columnist
Ron Higgins – SEC beat
Scott Cacciola

WMC-TV (NBC)

1960 Union Ave.
Memphis, TN 38103
901-726-0408
FAX 901-278-7633
Jarvis Greer – sports director
Nick Paranjape, Dave Cera,
Carrie Anderson

WHBQ-TV (FOX)

485 S. Highland
Memphis, TN 38111
901-320-1347
FAX 901-320-1366
Matt Stark – sports director
Kristin Tallent, Marcus Hunter

WPTY-TV (ABC) / WLMT (UPN-30)

2701 Union Extended
Memphis, TN 38112
901-321-7617
FAX 901-452-1820
Jamie Griffin – sports director
Greg Gaston – sports anchor
Rob Petrone

WREG-TV (CBS)

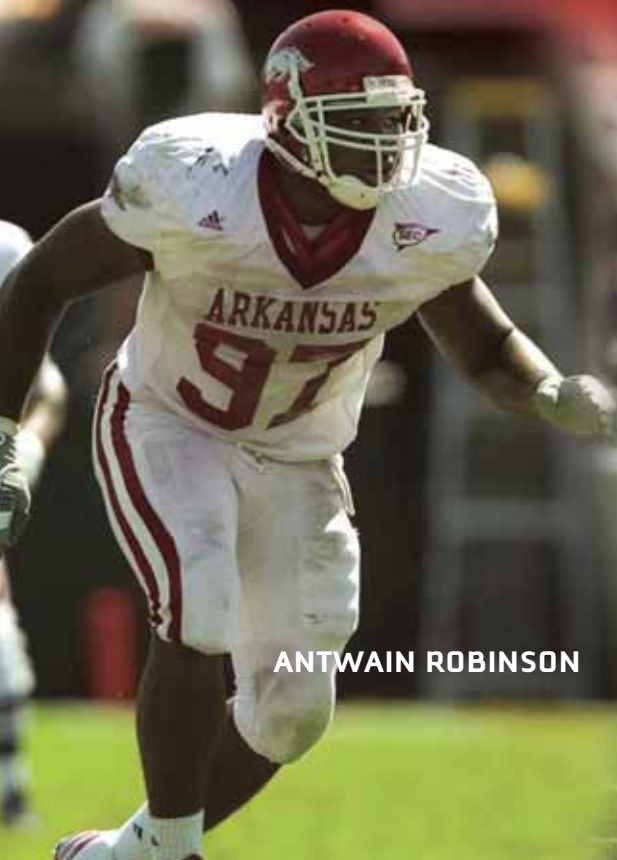
803 Channel 3 Drive
Memphis, TN 38103
901-543-2117
FAX 901-543-2167
Glenn Carver – sports director
Mike Ceide




MARCUS HARRISON

JONATHAN LUIGS

WESTON DACUS



ANTWAIN ROBINSON



MATT HEWITT



MATTERRAL RICHARDSON



2007 RAZORBACKS

FOOTBALL SCHEDULE

DATE	OPPONENT	SITE	TIME
Sept. 1	Troy	Fayetteville, Ark.	6 p.m.
Sept. 15	at Alabama*	Tuscaloosa, Ala.	5:45 p.m. (ESPN)
Sept. 22	Kentucky*	Fayetteville, Ark.	6 p.m.
Sept. 29	North Texas	Fayetteville, Ark.	6 p.m.
Oct. 6	Chattanooga	Little Rock, Ark.	6 p.m.
Oct. 13	Auburn*	Fayetteville, Ark.	6 p.m.
Oct. 20	at Ole Miss*	Oxford, Miss.	TBA
Oct. 27	Florida International (HC)	Fayetteville, Ark.	1 p.m.
Nov. 3	South Carolina*	Fayetteville, Ark.	1 p.m.
Nov. 10	at Tennessee*	Knoxville, Tenn.	TBA
Nov. 17	Mississippi State*	Little Rock, Ark.	1 p.m.
Nov. 23	at LSU*	Baton Rouge, La.	1:30 p.m. (CBS)

HOME GAMES IN BOLD | *Southeastern Conference game | [HC] Homecoming