

National Ballot



June 3, 2011

Tories lead, BQ support plummets post election

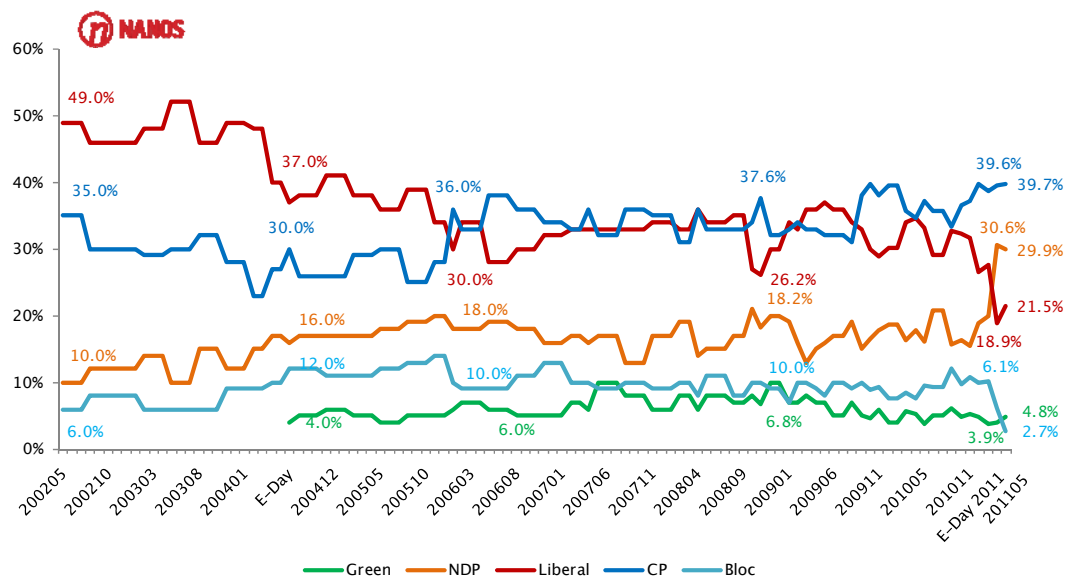
METHODOLOGY

To follow is a review of the latest Nanos national random telephone survey of 1,205 Canadians 18 years of age and older. It was completed between May 24 and 29, 2011. The statistics of a random sample of 1,205 respondents are accurate to within 2.8 percentage points, plus or minus, 19 times out of 20. For 981 committed voters, it is accurate to within 3.1 percentage points, plus or minus, 19 times out of 20.

E-Day column represents the actual results of the 2011 Federal Election.

Any use of this research data should identify it as a "CTV/Globe/Nanos Poll".

QUESTION: For those parties you would consider voting for federally, could you please rank your top two current local preferences? (Committed voters only – First Preference)



REGIONAL BALLOT

Committed Voters (%)**	Canada		Atlantic Canada*		Quebec		Ontario		Prairies		British Columbia	
	E-Day	2011-05	E-Day	2011-05	E-Day	2011-05	E-Day	2011-05	E-Day	2011-05	E-Day	2011-05
	-	(n=981)	-	(n=95)	-	(n=246)	-	(n=291)	-	(n=202)	-	(n=147)
	%	%	%	%	%	%	%	%	%	%	%	%
Conservative	39.6	39.7	37.9	36.9	16.5	21.8	44.4	44.0	62.2	55.3	45.5	41.6
NDP	30.6	29.9	29.5	23.5	42.9	39.1	25.6	24.3	17.2	26.9	32.5	33.5
Liberal	18.9	21.5	29.3	31.8	14.2	20.3	25.3	26.3	15.3	13.4	13.4	18.3
Green	3.9	4.8	3.0	6.0	2.1	4.0	3.8	5.1	4.4	3.4	7.7	6.5
BQ	6.1	2.7	-	-	23.4	10.9	-	-	-	-	-	-
Margin of error	-	±3.1	-	±10.2	-	±6.3	-	±5.8	-	±7.0	-	±8.2
Undecided	-	18.6	-	21.0	-	18.2	-	19.2	-	16.4	-	19.4

* Note: Small sample size

**Note: Percentages may not add up to 100 due to rounding

Media inquiries should be directed to: Nik Nanos at nnanos@nanosresearch.com or (613) 234-4666 x237. Visit the Nanos website to sign up for instant email updates at www.nanosresearch.com.

National Issue



June 3, 2011

Healthcare declines, but remains top issue for Canadians

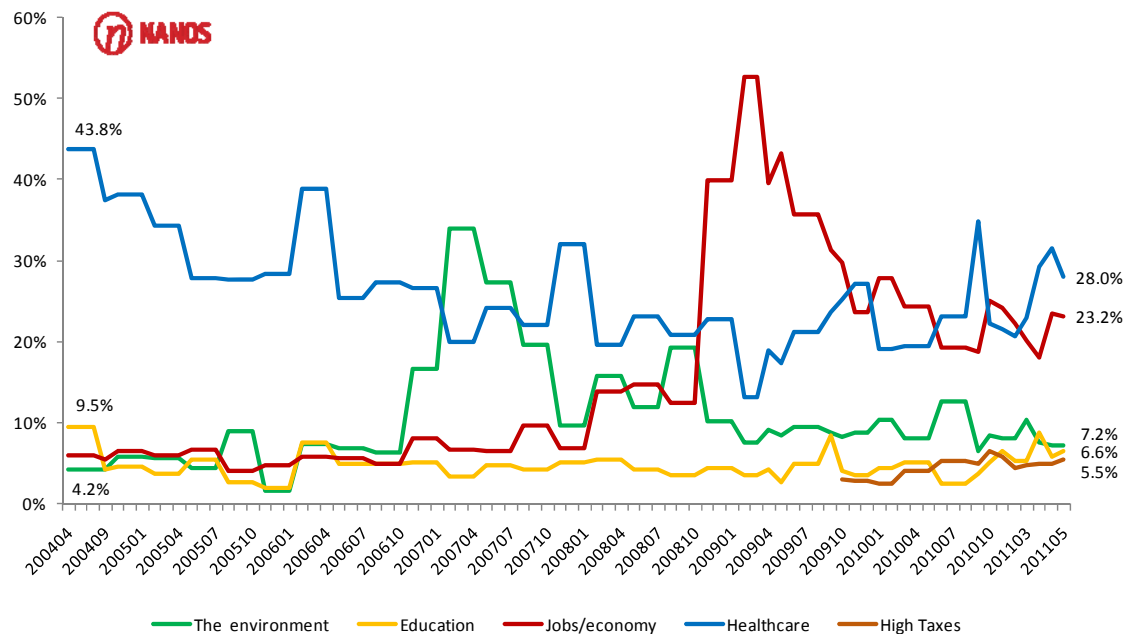
METHODOLOGY

Between May 24 and 29, 2011, Nanos Research conducted a random telephone survey of 1,205 Canadians 18 years of age and older. A random telephone survey of 1,205 Canadians is accurate plus or minus 2.8 percentage points, 19 times out of 20.

Results for May 1, 2011 are from a random telephone survey of 1,200 Canadians conducted between April 30 and May 1. A random telephone survey of 1,200 Canadians is accurate plus or minus 2.8 percentage points, 19 times out of 20.

Any use of this research data should identify it as a "CTV/Globe/Nanos Poll".

QUESTION: What is your most important NATIONAL issue of concern? [Unprompted]



TOP ISSUES

Responses (%)*	May 1, 2011	2011-05	Change
	(n=1,200)	(n=1,205)	
	%	%	
Healthcare	31.5	28.0	-3.5
Jobs/economy	23.4	23.2	-0.2
The environment	7.2	7.2	-
Education	5.8	6.6	+0.8
High taxes	4.9	5.5	+0.6
Unsure	7.6	9.6	+2.0

*Percentages may not add up to 100 due to rounding.

Media inquiries should be directed to: Nik Nanos at nnanos@nanosresearch.com or (613) 234-4666 x237. Visit the Nanos Research website to sign up for instant email updates at www.nanosresearch.com.

Leadership Index



June 3, 2011

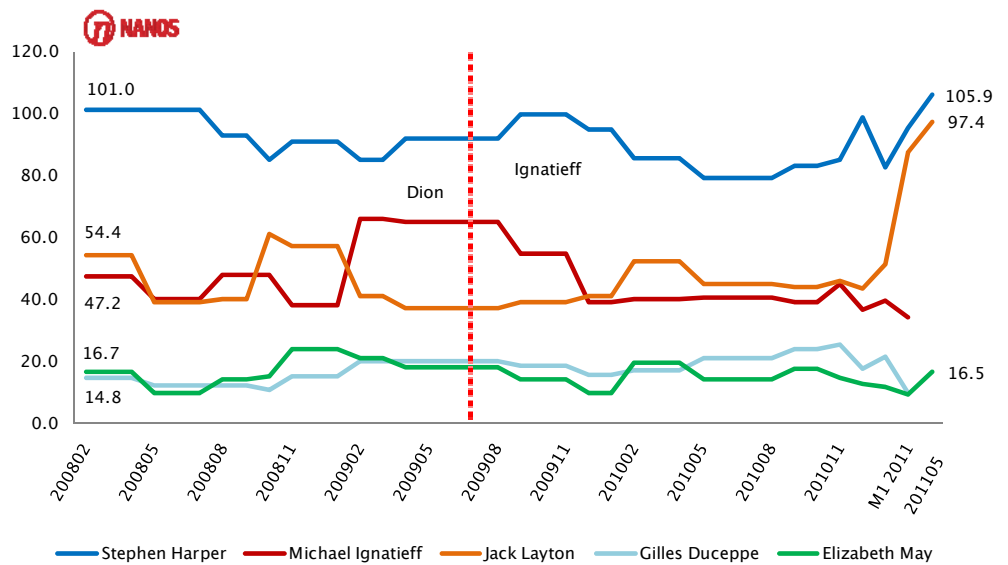
Harper ahead on competence, tied with Layton on vision and trust

METHODOLOGY

To follow is a review of the latest Nanos national random telephone survey of 1,205 Canadians 18 years of age and older. It was completed between May 24 and 29, 2011. The statistics of a random sample of 1,205 respondents is accurate to within 2.8 percentage points, plus or minus, 19 times out of 20. Readers should note that the data was weighted for gender and age to match the Canadian census results. Results should be considered representative of the Canadian population. Results may not add up to 100% due to rounding.

Results for May 1 are from a random telephone survey of 800 Canadians conducted on May 1, 2011.

Any use of this research data should identify it as a "CTV/Globe/Nanos Poll".



LEADERSHIP INDICATORS

Leaders**	Trust		Competence		Vision for Canada		Leadership Index Score	
	May 1	May 29	May 1	May 29	May 1	May 29	May 1	May 29
	(n=800)	(n=1,205)	(n=800)	(n=1,205)	(n=800)	(n=1,205)		
	%	%	%	%	%	%	%	%
Stephen Harper	28.0	32.7	35.8	39.9	31.5	33.3	95.3	105.9
Jack Layton	32.6	35.2	24.6	29.1	30.1	33.1	87.3	97.4
Elizabeth May	3.9	6.9	2.4	3.6	3.0	6.0	9.3	16.5
Michael Ignatieff	10.2	-	12.2	-	11.7	-	34.1	-
Gilles Duceppe	4.0	-	3.5	-	2.2	-	9.7	-
None of them/Undecided	21.2	25.1	21.5	27.4	21.5	27.7		
Margin of error	±3.5	±2.8	±3.5	±2.8	±3.5	±2.8		

* Note: Small sample size

**Note: Percentages may not add up to 100 due to rounding

Media inquiries should be directed to: Nik Nanos at nnanos@nanosresearch.com or (613) 234-4666 x237. Visit the Nanos website to sign up for instant email updates at www.nanosresearch.com.



NANOS

trusted insight and strategy


NANOS RESEARCH GROUP

Ottawa • Toronto • Montreal • Calgary • Vancouver • Halifax • Buffalo



The Nanos Approach

At Nanos Research, we are experts at helping public-facing companies and organizations connect with the “hearts and minds” of customers or the general public. Our advantage comes from over 20 years experience in understanding the numbers and building upon them to provide strategic insight and intelligence in support of our clients’ business, marketing, public affairs and communications needs.



Getting Started

At Nanos, we believe that small steps can lead to large insights. We are regularly in the field with a national omnibus surveys. We’ll sit down with you to learn about your challenges and work on your challenge together. The results can be used to conduct a strategic assessment of your current challenge or can be the basis of a broader mission plan for you to achieve your market or mind share objectives.

The Right Solution for the Right Job

- Strategy Retainer
- Strategic Assessment
- Telephone Surveys
- Online Surveys
- eConsultation Polling and Online Dialogue
- Focus Groups
- Elite in-depth interviews
- Mystery Shopping
- Management Consulting



A Trusted Source

Our team is headed by Nik Nanos, a leader in the market and public opinion research industry recognized for the quality of his work, the insightfulness of his counsel and his professional integrity. Media organizations regularly call upon Nik Nanos and Nanos Research to capture the public pulse and analyze complex issues.

Nanos Research is the official pollster for CTV News and the Globe and Mail, Canada's national newspaper.



The Nanos Research Group

Our group of companies is a national team of like-minded research professionals and organizations bound by a common commitment to quality research, quality service and superior research outcomes.



www.jenkinsresearch.ca



www.thinkwellresearch.ca



www.justasonmi.com



www.zincresearch.com

Contact us today for your next research or strategy project.

John Nanos, Senior Vice President
North America Toll-free 1(888) 737-5505 ext.223
(416) 493-1965 ext. 223
jnanos@nanosresearch.com