



## Archery/Tir à l'arc

### Officials

#### Federation Internationale de Tir a l'Arc (FITA)

President/president  
 Secretary General / secretaire-general /  
 Technical Delegates / delegues techniques

Francesco Gnechi-Ruscone (ITA)  
 Giuseppe Cinnirella (ITA)  
 Don Lovo (CAN)  
 Knud Andresen (DEN)

#### LAOOC Administrative Staff/Personnel Administratif de LAOOC

Commissioner/commissaire  
 Competition Director/  
 directeur du competition  
 Venue Manager/manager de la venue

Jim Easton  
 Don Rabska  
 Marty Swanson

### Participants/Participants

Women  
 Femmes

Competitors  
 Competiteurs

Countries  
 Pays

Men  
 Hommes

Competitors  
 Competiteurs

Countries  
 Pays

47

24

62

25

### Legend/Legende



new Olympic record/nouveau record olympique  
 new world record/nouveau record mondial

El Dorado Park,  
 Long Beach (4,500)









# Archery

# Tir à l'arc

Women/Ranking After 288 Arrows Aug. 11			Femmes/classement apres 288 fleches 11 Aout										
RANK RANG	NAME	CTRY	70	R	60	R	50	R	30	R	TOTAL	R	GRAND TOTAL
1	Seo, Hyang-Soon	KOR	FITA 1 308 3 321 4 611	315 10 4 636	311 6 430 1 631	341 8 349 2 690	1275 3 1293 1 2568	3					2568
2	Li, Lingjuan	CHN	295 300 595	15 6 647	323 3 2	1 308 623	2 5 4	346 348 694	2 3 1	1279 1280 2559	1 2 1		
3	Kim, Jin-Ho	KOR	300 291 591	6 16 8	317 331 648	7 1 1	320 307 627	1 7 2	339 350 689	11 1 3	1276 1279 2555	2 3 3	
4	Ishizu, Hiroko	JPN	302 293 595	5 13 5	321 326 647	2 2 3	294 302 596	21 12 14	346 340 686	1 5 5	1263 1261 2524	6 4 5	
5	Meriluoto, Paivi	FIN	297 293 590	12 14 10	316 304 620	8 24 16	311 314 625	5 2 3	335 339 674	18 6 13	1259 1250 2509	8 8 13	
6	Dachner, Manuela	FRG	303 299 602	4 7 3	304 306 610	26 21 24	312 297 609	3 19 7	341 346 687	7 4 4	1260 1248 2508	7 9 9	
	King, Katrina	USA	295 299 594	14 8 7	321 306 627	3 20 9	312 305 617	4 9 5	337 333 670	15 24 17	1265 1243 2508	4 11 17	
8	Wu, Yanan	CHN	298 310 608	10 1 2	315 312 627	11 11 6	299 295 594	11 21 16	328 336 664	31 13 23	1240 1253 2493	12 7 23	
9	Breton, Aurora	MEX	309 275 584	2 29 14	319 308 627	5 16 8	292 297 589	24 20 22	344 337 681	3 12 6	1264 1217 2481	6 20 6	
	Hokari, Minako	JPN	294 296 590	16 10 9	316 308 624	9 18 12	289 301 590	25 14 20	342 335 677	5 17 8	1241 1240 2481	11 13 8	
11	Haas, Dons	FRG	287 292 579	24 15 17	308 313 621	18 8 15	303 302 605	7 11 8	341 334 675	6 20 11	1239 1241 2480	13 12 11	
12	Rowe, Ruth	USA	280 305 585	32 2 13	308 317 625	20 5 10	293 297 590	23 18 19	342 335 677	4 19 9	1223 1254 2477	18 6 9	
13	Hess, Ursula	SUI	299 278 577	9 26 21	320 304 624	4 23 11	295 309 604	14 8 9	332 336 668	23 14 19	1246 1227 2473	10 16 19	
14	Andersson, Liselotte	SWE	300 297 597	7 9 4	313 299 612	14 28 23	298 283 581	12 34 25	340 338 678	10 7 7	1251 1217 2468	9 19 7	
15	Rantala, Ulla	FIN	288 301 589	23 5 11	307 311 618	22 13 18	293 308 601	22 6 11	316 336 652	41 16 30	1204 1256 2460	30 5 30	
16	Goergen, Jeannette	LUX	286 278 564	25 27 28	313 314 627	13 7 7	295 298 593	16 17 17	330 338 668	27 10 20	1224 1228 2452	17 15 20	
17	Park, Young-Sook	KOR	286 295 581	26 11 16	290 306 596	39 19 30	294 305 599	18 8 12	331 338 669	25 9 18	1201 1244 2445	31 10 18	
	Wang, Jin	CHN	284 284 568	28 22 25	309 308 617	17 17 19	300 289 589	10 27 21	336 335 671	17 18 15	1229 1216 2445	15 21 15	
19	Donovan, Terene	AUS	299 287 586	8 19 12	302 292 594	29 34 33	301 313 614	9 3 6	320 328 648	40 28 39	1222 1220 2442	19 17 39	
20	Greene, Hazel	IRL	289 287 576	21 18 23	308 305 613	19 22 21	294 300 594	20 16 15	330 327 657	28 30 26	1221 1219 2440	20 18 26	
21	Robertson, Ester	ITA	291 275 566	17 32 26	303 311 614	28 14 20	294 291 585	19 25 24	337 333 670	14 21 16	1225 1210 2435	16 25 16	
22	Van Stevens, Marie-Claire	BEL	281 275 556	31 30 31	306 316 622	23 6 14	302 289 591	8 28 18	331 331 662	26 25 25	1220 1211 2431	22 22 25	
23	Van Gool Floris, Catharin	HOL	290 269 559	19 35 30	312 312 624	16 12 13	271 294 565	40 23 34	338 336 674	12 15 12	1211 1211 2422	27 23 12	
	Shurrock, Ann	NZL	290 288 578	18 17 19	301 290 591	32 36 36	298 304 602	13 10 10	329 322 651	30 36 33	1218 1204 2422	23 28 33	
25	Kazienko, Linda	CAN	285 278 563	27 24 29	318 312 630	6 9 5	281 282 563	33 35 36	336 329 665	16 27 22	1220 1201 2421	21 29 22	
26	Ivarsson, Ylva	SWE	275 302 577	34 4 20	293 302 595	38 26 32	280 292 572	34 24 26	338 338 676	13 8 10	1186 1234 2420	34 14 10	
27	Burger, Vreny	SUI	297 284 581	11 23 15	305 295 600	24 31 26	287 300 597	26 15 23	326 325 651	34 31 32	1215 1204 2419	25 27 32	
28	Martin, Montserrat	ESP	269 285 554	36 21 32	315 297 612	12 30 22	295 301 596	17 13 13	333 323 656	22 34 27	1212 1206 2418	26 26 27	

RANK RANG	NAME	CTRY	70	R	60	R	50	R	30	R	TOTAL	R	GRAND TOTAL
29	Robinson, Eileen	GER	296 278 574	13 25 24	294 304 598	36 25 28	274 295 569	39 22 31	334 333 667	21 23 21	1198 1210 2408	32 24 21	
30	Goodall, Angela	GBR	282 295 577	30 12 22	307 312 619	21 10 17	286 270 556	29 38 35	334 315 662	20 43 24	1209 1192 2398	28 31 24	
31	Willcox, Susan	GBR	309 270 579	1 34 18	302 289 591	30 38 35	295 271 566	15 37 33	325 337 662	35 11 24	1231 1167 2398	14 36 24	
32	Valenta, Ursula	AUT	277 271 548	33 33 34	312 290 602	15 35 25	286 286 572	28 30 27	340 333 673	9 22 14	1215 1180 2395	24 33 14	
33	Lemay, Lucille	CAN	289 275 564	20 31 27	304 293 597	25 33 29	284 286 570	31 29 29	328 320 648	32 40 38	1205 1174 2379	29 34 38	
34	Edds, Benita	USA	266 286 552	38 20 33	298 298 596	34 29 31	286 284 570	27 34 28	324 324 648	37 32 37	1174 1192 2366	37 30 37	
35	Fairhall, Neroli	NZL	268 276 544	37 28 35	289 310 599	40 15 27	284 280 565	30 36 35	326 324 650	33 33 35	1167 1190 2357	38 32 35	
36	Sadegur, Wanda	CAN	274 264 538	35 36 38	301 289 590	31 37 37	279 290 569	35 26 30	323 329 652	38 26 31	1177 1172 2349	35 35 31	
37	Lau, Macy	HKG	283 258 541	29 39 36	287 300 587	42 27 38	260 285 545	43 32 38	332 321 653	24 37 29	1162 1164 2326	39 37 29	
38	Guerra, Ascension	ESP	260 263 523	41 37 39	303 282 585	27 40 36	277 265 542	38 39 39	334 320 654	19 41 42	1174 1130 2304	36 39 42	
39	Vaughan, Mary	IRL	260 246 506	40 42 42	301 293 594	33 32 34	282 285 567	32 31 32	304 327 631	45 29 43	1147 1151 2298	40 38 43	
40	Verlinden, Raymonda	BEL	289 249 538	22 41 37	293 280 573	37 42 40	278 249 527	37 45 40	329 321 650	29 39 34	1189 1099 2288	33 42 34	
41	Agius, Joanna	MLT	266 255 521	39 40 40	286 283 569	43 39 41	265 250 515	41 44 44	321 314 635	39 44 41	1138 1102 2240	41 41 41	
42	Lu, Jui-Chiung	TPE	251 260 511	43 38 41	297 271 568	35 44 42	259 259 518	44 44 42	307 322 629	43 35 44	1114 1112 2226	43 40 44	
43	Chuki, Sonam	BHU	257 237 494	42 44 43	273 275 548	46 43 44	278 239 517	36 43 43	314 327 635	42 38 42	1122 1072 2194	42 44 42	
44	Lham, Rinzi	BHU	245 242 487	44 43 44	284 262 546	44 46 45	253 255 508	45 43 45	324 318 642	36 42 40	1106 1077 2183	44 43 40	
45	Ng, Wing-Nga	HKG	234 221 455	46 45 45	289 266 555	41 45 43	262 257 519	42 41 41	306 313 619	44 45 45	1091 1057 2148	45 45 45	
46	Chhoden, Karma	BHU	239 211 450	45 47 46	262 281 543	47 41 46	246 243 489	47 46 47	301 303 604	46 47 46	1048 1038 2086	46 46 46	
47	Wong-Lau, So-Han	HKG	206 217 423	47 46 47	275 253 528	45 47 47	247 256 503	46 42 46	297 305 602	47 46 47	1025 1031 2056	47 47 47	

## Women/Top 15 Summary Aug.11

## Femmes/les 15 premiers sommaire 11 Aout

RANK RANG	NAME	CTRY	CUMULATIVE/CUMULATIF			
			TOTAL	HITS	10	9
1	Seo, Hyang-Boon	KOR	2568	288	100	102
2	Li, Lingjuan	CHN	2559	287	97	107
3	Kim, Jin-Ho	KOR	2555	287	98	116
4	Ishizu, Hiroko	JPN	2524	288	91	101
5	Meriluoto, Paivi	FIN	2509	288	75	113
6	Dachner, Manuela	FRG	2508	288	84	94
	King, Katrina	USA	2508	288	74	108
8	Wu, Yanan	CHN	2493	288	79	102
9	Breton, Aurora	MEX	2481	288	71	111
	Hokari, Minako	JPN	2481	287	78	96
11	Haas, Doris	FRG	2480	288	74	99
12	Rowe, Ruth	USA	2477	288	82	93
13	Hess, Ursula	SUI	2473	288	80	92
14	Andersson, Liselotte	SWE	2468	288	76	97
15	Rantala, Ulla	FIN	2460	288	64	107





Men/Ranking After 288 Arrows  
Aug. 11

Hombres/classement apres 288 fleches  
11 Aout

RANK RANG	NAME	CTRY	90 R	70 R	50 R	30 R	TOTAL R	GRAND TOTAL
1	Pace, Darrell	USA	FITA 1 310 1 331 1 326 1 350 3 1317 1 FITA 2 291 2 322 5 334 1 352 1 1299 1 1+ 2 601 1 653 1 660 1 702 1	2616	🏆			
2	Mc Kinney, Richard	USA	310 2 318 6 320 4 347 6 1295 2 276 17 324 4 319 9 350 3 1269 5 586 3 642 5 639 5 697 3	2564				
3	Yamamoto, Hiroshi	JPN	297 5 316 10 313 13 350 2 1276 3 290 4 3292 322 7 346 9 1287 3 587 2 645 4 635 7 696 4	2563				
4	Matsushita, Takayoshi	JPN	278 14 327 2 324 2 335 39 1264 7 293 1 320 7 327 3 348 4 1288 2 571 5 647 3 651 2 683 24	2552				
5	Poikolainen, Tomi	FIN	291 7 323 3 317 9 344 17 1275 4 273 22 328 3 318 11 344 16 1263 7 564 7 651 2 635 8 688 14	2538				
6	Bjerendal, Goran	SWE	302 3 315 13 313 14 345 16 1275 5 276 16 305 26 323 6 343 20 1247 12 578 4 620 16 636 6 688 16	2522				
7	Vervinck, Mamix	BEL	280 13 321 4 314 11 345 14 1260 9 279 11 320 8 313 17 347 7 1259 9 559 10 641 7 627 15 692 7	2519				
8	Koo, Ja-Chung	KOR	254 42 309 22 317 10 346 9 1226 28 282 7 318 10 329 2 345 13 1274 4 536 27 627 13 646 3 691 8	2500				
9	Wittig, Harry	FRG	273 22 314 14 306 29 338 36 1231 21 285 5 319 9 315 15 347 6 1266 6 558 11 633 9 621 21 685 21	2497				
10	Gamreiter, Armin	FRG	276 20 311 18 305 30 343 19 1235 17 264 29 331 1 320 8 344 17 1259 8 540 24 642 6 62518 687 17	2494				
11	Choi, Won-Tae	KOR	272 24 313 16 318 6 342 22 1245 13 284 6 305 27 310 22 346 12 1245 16 556 12 618 20 628 12 688 13	2490				
12	Meyers, Glenn	USA	277 19 316 9 310 16 343 21 1246 12 276 15 314 18 312 19 340 31 1242 17 553 17 630 12 622 20 683 25	2488				
13	Reniers, Martinus	HOL	277 18 303 35 319 5 348 4 1247 11 273 21 313 20 307 29 346 11 1239 18 550 20 616 24 626 16 694 5	2486				
	De Koning, Patrick	BEL	294 6 319 5 308 23 343 20 1264 8 259 34 317 12 307 30 339 32 1222 27 553 15 636 8 615 25 682 26	2486				
	Kahlert, Dettlef	FRG	273 23 309 21 313 12 335 41 1230 23 280 10 315 15 317 12 344 19 1256 10 553 16 624 14 630 11 679 32	2486				
16	Rukimin, Suradi	INA	298 4 314 15 310 17 346 11 1268 6 257 38 317 13 300 37 343 21 1217 28 555 13 631 10 610 29 689 11	2485				
	Douis, Gerard	FRA	274 21 304 32 309 22 347 7 1234 20 277 13 309 23 318 10 347 8 1251 11 551 18 613 30 627 14 694 6	2485				
18	Yong, Shan	CHN	285 10 317 7 303 33 346 8 1251 10 279 12 301 35 312 18 340 27 1232 21 564 8 618 18 615 26 686 20	2483				
19	Bjerendal, Gert	SWE	289 8 307 27 300 40 339 34 1235 18 277 14 308 25 311 20 350 2 1246 14 566 6 615 26 611 28 689 10	2481				
20	Hardmeier, Thomas	SUI	265 35 305 30 318 8 342 24 1230 22 276 18 315 14 309 26 346 10 1246 15 541 23 620 15 627 13 688 15	2476				
21	Hallard, Steven	GBR	268 30 316 8 309 20 342 25 1235 16 270 23 314 16 316 14 338 36 1238 20 538 25 630 11 625 17 680 28	2473				
22	Jeon, In-Su	KOR	268 29 301 38 308 25 351 1 1228 25 254 42 313 19 324 5 348 5 1239 19 522 38 614 27 632 9 699 2	2467				
23	Skyttesaeter, Jan Roger	NOR	281 12 308 23 300 39 345 15 1234 19 270 24 310 21 309 23 342 24 1231 23 551 19 618 17 609 31 687 18	2465				
24	Braun, Andre	LUX	272 25 307 28 307 28 341 28 1227 27 281 8 301 36 314 16 336 40 1232 22 553 14 608 33 621 22 677 34	2459				
25	Ferrari, Giancarlo	ITA	266 32 302 37 318 7 341 30 1227 26 264 30 304 29 326 4 334 44 1228 25 530 29 606 35 644 4 675 37	2455				
26	Van Den Bossche, Willy	BEL	283 11 309 20 309 21 344 18 1245 15 280 9 29942 29939 33150 1209 33 563 9 60832 60834 67538	2454				
27	Quick, Tommy	SWE	255 41 315 11 303 34 346 12 1219 30 274 19 301 34 309 25 344 18 1228 24 529 31 616 22 612 27 690 9	2447				
28	Laasonen, Kyosti	FIN	265 36 315 12 310 18 339 33 1229 24 259 35 302 33 309 27 344 15 1214 30 524 37 617 21 619 23 683 23	2443				

RANK RANG	NAME	CTRY	90 R	70 R	50 R	30 R	TOTAL R	GRAND TOTAL
29	Di Buo', Ilario	ITA	252 45 296 42 296 44 346 13 1190 41 291 3 314 17 299 40 343 22 1247 13 543 21 610 31 595 42 689 12	2437				
30	Gillam, Peter	GBR	269 27 288 49 320 3 346 10 1223 29 260 31 301 39 311 21 340 25 1212 32 529 33 589 45 631 10 686 19	2435				
31	Blake, Christopher	AUS	289 9 307 24 309 19 340 31 1245 14 253 43 301 40 299 38 336 38 1189 40 542 22 608 34 608 33 676 35	2434				
32	Rohla, Jean-Claude	LUX	265 33 312 17 302 36 338 37 1217 32 255 41 304 28 305 34 340 29 1204 35 520 39 616 23 607 35 678 33	2421				
33	Gonzalez, Adolfo	MEX	261 39 300 39 301 37 342 27 1204 37 267 26 303 31 304 35 340 28 1214 31 52834 60338 60538 68227	2418				
34	Lightfoot, Dale	NZL	261 38 292 44 303 32 335 40 1191 39 266 27 321 6 305 32 334 43 1226 26 527 35 613 29 608 32 669 45	2417				
35	Loyen, Philippe	FRA	265 34 307 26 307 27 327 50 1206 36 265 28 308 24 309 24 323 56 1205 34 530 30 615 25 616 24 650 53	2411				
36	Zhang, Zheng	CHN	277 17 289 48 302 35 339 35 1207 35 257 39 296 45 308 28 337 37 1193 37 534 28 585 47 610 30 676 36	2405				
37	Rubio, Manuel	ESP	271 26 300 40 310 15 332 46 1213 33 246 48 318 11 271 55 342 23 1177 43 517 52 618 19 581 46 674 39	2390				
38	Feng, Zemin	CHN	246 50 305 31 283 51 341 29 1175 46 273 20 309 22 300 36 332 47 1214 29 519 40 614 28 583 45 673 42	2389				
	Cresto, Gilles	MON	268 28 306 29 300 41 335 43 1209 34 244 51 292 47 305 33 339 33 1180 41 512 44 598 41 605 39 674 41	2389				
40	Erer, Kemal	TUR	253 43 303 34 299 43 335 42 1190 40 249 47 297 43 306 31 344 14 1196 38 50248 60039 60536 67931	2386				
41	Echavarria, Juan	COL	238 54 296 41 294 45 348 5 1176 45 26825 30138 29841 33639 1203 36 506 47 597 42 592 43 684 22	2379				
42	Tu, Chih-Chen	TPE	250 47 281 55 308 26 342 26 1181 44 257 37 303 30 297 42 338 34 1195 39 50746 58448 60537 68029	2376				
43	Pandiangan, Donald D.	INA	277 16 307 25 301 38 333 45 1218 31 252 44 291 48 295 43 318 58 1156 52 529 32 598 40 596 40 651 52	2374				
44	Emilio, Renato Dutra	BRA	252 44 284 52 308 24 340 32 1184 42 242 52 281 53 316 13 340 30 1179 42 494 49 565 53 624 19 680 30	2363				
45	Avci, Iuet	TUR	263 37 289 47 299 42 342 23 1193 38 251 45 299 41 286 49 332 48 1168 46 514 43 588 46 585 44 674 40	2361				
46	Amalekajom, Amphol	THA	268 31 309 19 279 55 326 53 1182 43 257 40 296 44 272 54 335 41 1160 50 52536 60536 55154 66150	2342				
47	Prieto, Jose	ESP	259 40 290 46 281 54 337 38 1167 50 259 33 288 50 294 45 333 45 1174 45 518 41 578 50 575 48 670 43	2341				
48	Priestman, Richard	GBR	278 15 294 43 270 57 330 49 1172 48 259 32 384 52 290 47 334 42 1167 47 537 26 578 49 560 53 664 48	2339				
49	Syrjala, Markku	FIN	249 48 303 33 282 52 323 55 1157 51 241 53 301 37 294 44 340 26 1176 44 490 50 604 37 576 47 663 49	2333				
50	Piyapattra, Wachera	THA	251 46 302 36 288 47 327 51 1168 49 25836 28851 28648 32852 1160 51 509 45 590 44 574 49 655 51	2328				
51	Santos, Rui	POR	248 49 287 50 304 31 334 44 1173 47 240 54 290 49 291 46 330 51 1151 53 488 51 577 51 595 41 664 47	2324				
52	Shimamura, Ichiro	JPN	23455 29045 29246 33248 1148 52 245 49 302 32 279 52 338 35 1164 49 479 54 592 43 571 51 670 44	2312				
53	Dorji, Thinley	BHU	233 56 282 54 287 48 332 47 1134 53 251 46 294 46 286 50 333 46 1164 48 484 53 576 52 573 50 665 46	2298				
54	Yuen, Steve	HKG	241 52 280 56 284 50 324 54 1129 54 245 50 262 58 264 57 323 55 1094 55 48652542585485564754	2223				
55	Pelzang, Hawang	BHU	240 53 284 53 268 58 326 52 1118 56 232 55 274 57 279 51 318 57 1103 54 47255 55856 54756 64456	2221				
56	Lo, Kam-Kuen	HKG	241 51 286 51 282 53 312 59 1121 55 215 56 274 56 258 59 325 53 1072 57 45656 56054 54057 63758	2193				

RANK RANG	NAME	CTRY	90	R	70	R	50	R	50	R	TOTAL	R	GRAND TOTAL
57	Fok, Ming-Shan	HKG	199	59	279	57	285	49	314	58	1077	57	
			200	58	279	54	278	53	331	49	1088	56	
			399	58	558	55	563	52	645	55			2165
58	Rivera, Ismael	PUR	203	57	275	58	260	60	304	61	1042	58	
			205	57	277	55	262	58	303	60	1047	58	
			408	57	552	57	522	58	607	61			2089
59	Hamaid, Mansour	SAU	200	58	239	61	268	59	317	56	1024	59	
			198	59	202	62	250	60	324	54	974	61	
			398	59	441	61	518	61	641	57			1998
60	Tshering, Lhendup	BHU	198	60	246	60	270	56	307	60	1021	60	
			190	60	226	61	250	61	312	59	976	60	
			388	60	470	60	520	59	619	59			1997
61	Al-Basam, Faisal	SAU	167	61	257	59	253	61	314	57	991	61	
			182	61	261	59	265	56	294	61	1002	59	
			349	61	518	59	518	60	608	60			1993
62	Jawdat, Yousef	SAU	152	62	203	62	232	62	293	62	880	62	
			123	62	236	60	191	62	286	62	836	62	
			275	62	439	62	423	62	579	62			1716

Men/Top 15 Summary  
Aug.11

Hommes/ les 15 premiers sommaire  
11 Aout

RANK RANG	NAME	CTRY	CUMULATIVE/CUMILATIF			
			TOTAL	HITS	10	9
1	Pace, Darrell	USA	2616	288	125	102
2	Mc Kinney, Richard	USA	2564	288	104	101
3	Yamamoto, Hiroshi	JPN	2563	288	102	103
4	Matsushia, Takayoshi	JPN	2552	288	105	89
5	Poikolainen, Tomi	FIN	2538	288	89	109
6	Bjerendal, Goran	SWE	2522	288	83	106
7	Vervinck, Mamix	BEL	2519	288	81	112
8	Koo, Ja-Chung	KOR	2500	288	92	90
9	Wittig, Harry	FRG	2497	288	89	93
10	Gamreiter, Armin	FRG	2494	288	88	94
11	Choi, Won-Tae	KOR	2490	288	86	90
12	Meyers, Glenn	USA	2488	287	84	95
13	Reniers, Martinus	HOL	2486	288	89	89
	De Koning, Patrick	BEL	2486	288	82	95
	Kahlert, Detlef	FRG	2486	288	73	114





# Athletics/Athlétisme

## Officials

### International Amateur Athletic Federation (IAAF)

President/president	Primo Nebiolo (ITA)
Secretary-General/secretaire-general	John Holt (GBR)
Technical Delegates/delegates techniques	Fred Holder (GBR)
	Jozsef Sir (HUN)
	Artur Takac (YUG)





### LAOOC Administrative Staff/Personnel Administratif de LAOOC

Co-Commissioners/co-commissaire	H.D. Thoreau
	Bill Bedford
	Mort Tenner
Competition Director/ directeur du competition	
Venue Manager/manager de la venue	Mike Crowley
Sports Manager/manager du sport	Pirkko Hannula

## Participants/Participants

Women Femmes	Competitors Competiteurs	Countries Pays	Men Hommes	Competitors Competiteurs	Countries Pays
100 M	46		100 M	82	59
200 M	37	33	200 M	75	58
400 M	28	18	400 M	80	56
800 M	25	20	800 M	69	53
1500 M	19	15	1500 M	59	35
3000 M	31	20	3000 M Steeplechase	35	25
Marathon	50	28	5000 M	56	40
110 M Hurdles/haies	22	14	10,000 M	45	33
400 M Hurdles/haies	26	20	Marathon	107	60
4x100 M	45	11	110 M Hurdles/haies	26	17
4x400 M	47	10	400 M Hurdles/haies	45	30
High Jump/saut en hauteur		18	20 KM Walk/marche	38	22
Long Jump/saut en longueur	29	17	50 KM Walk/marche	31	16
Shot Put/poids	13	8	4x100 M	20	20
Discus/disque	17	14	4x400 M	107	25
Javelin/javelot	24	16	High Jump/saut en hauteur	30	20
Heptathlon	23	13	Pole Vault/saut a la perche	19	13
800 M Wheelchair/chaise roulante	8	4	Long Jump/saut en longueur	31	25
			Triple Jump/triple saut	28	21
			Shot Put/poids	19	13
			Discus/disque	20	14
			Hammer/marteau	20	13
			Javelin/javelot	28	19
			Decathlon	26	18
			1500 M Wheelchair/chaise roulante	8	5

## Legend/Legende

	new Olympic record/nouveau record olympique	DNF	did not finish/non arrive
	equals Olympic record/record olympique egale	DNS	did not start/non partant
	new world record/nouveau record mondial	DQ	disqualification/disqualification
	equals world record/record mondial egalé	I	injured, retired from competition/blessé a quitté la competition
-	foul attempt (long and triple jumps plus throwing events)/ essai non valable (saut en longueur, triple saut et lancers)	Q	cleared height/essai réussi
-	passed height (high jump and pole vault)/ essai réussi (saut en hauteur et saut à la perche)	Q	qualifier for next round/qualifié
*	passed attempt (long and triple jumps plus throwing events)/ essai réussi (saut en longueur, triple saut et lances)	X	missed height/essai manqué

The Los Angeles  
Memorial Coliseum (92,516)









# Athletics

## Women/100m Round 1 Heat 1 / Aug. 04

## Femmes/100m Tour eliminaire 1 serie 1 / 04 Aout

The first 5 and 2 next fastest overall qualify for next round  
Les 5 premiers et les 2 meilleurs temps se qualifient pour le prochain tour

RANK	LANE	NAME	CTRY	RESULT
RANG	COUL			RESULTAT
1	2	Bolden, Jeanette	USA	11.25 Q
2	5	Bacoul, Rose Aimee	FRA	11.36 Q
3	7	Vader, Elisabeth	HOL	11.43 Q
4	1	Forde, Gillian	TRI	11.76 Q
5	3	Enang Mesode, Ruth	CMR	11.81 Q
6	6	Aksu, Bemra	TUR	11.86
7	8	Ingiro, Barbra	NGU	12.19
8	4	Osh-Williams, Eugenia	SLE	12.83

WIND/VENT +0.5 M/SEC TEMPERATURE 26C 79F

## Women/100M Round 1 Heat 2/Aug. 04

## Femmes/100m Tour eliminaire 1 serie 2/04 Aout

RANK	LANE	NAME	CTRY	RESULT
RANG	COUL			RESULTAT
1	6	Davis, Pauline	BAH	11.51 Q
2	8	Cuthbert, Juliette	JAM	11.83 Q
3	4	Schumann-Lottman, Christa	GUA	12.04 Q
4	5	Mpika, Francoise	CGO	12.54 Q
5	7	Jambane, Binta	MOZ	12.55 Q
6	3	Tuisorisori, Miriama	FIJ	13.04

WIND/VENT -0.2 M/SEC TEMPERATURE 26C 79F

## Women/100M Round 1 Heat 3 / Aug.04

## Femmes/100m Tour eliminaire 1 serie 3 /04 Aout

RANK	LANE	NAME	CTRY	RESULT
RANG	COUL			RESULTAT
1	4	Ashford, Evelyn	USA	11.06 Q
2	7	Jackson, Grace	JAM	11.24 Q
3	3	Oakes, Heather	GBR	11.32 Q
4	5	Rione, Teresa	ESP	11.55 Q
5	1	Gareau, France	CAN	11.66 Q
6	6	Wiredu, Dons	GHA	11.85 Q
7	2	Jawo, Jabou	GAY	12.10
8	8	Tangjitnusom, Wallapa	THA	12.18

WIND/VENT +1.4 M/SEC TEMPERATURE 26C 79F

## Women/100M Round 1 Heat 4 / Aug. 04

## Femmes/100m Tour eliminaire 1 serie 4 / 04 Aout

RANK	LANE	NAME	CTRY	RESULT
RANG	COUL			RESULTAT
1	3	Brown, Alice	USA	11.15 Q
2	6	Gaschet, Liliane	FRA	11.42 Q
3	4	Bailey, Angela	CAN	11.56 Q
4	2	Garcia, Esmeralda	BRA	11.63 Q
5	5	Ngambi, Cecile	CMR	11.67 Q
6	8	Farrell, Evelyne	AHO	11.94
7	7	Lee, Young-Book	KOR	12.06
8	1	Estrella, Divina	DOM	12.25

WIND/VENT +1.0 M/SEC TEMPERATURE 26C 79F

## Women/100M Round 1 Heat 5 / Aug.04

## Femmes/100m Tour eliminaire 1 serie 5 / 04 Aout

RANK	LANE	NAME	CTRY	RESULT
RANG	COUL			RESULTAT
1	1	Taylor, Angella	CAN	11.23 Q
2	3	Marjamaa, Helinae	FIN	11.43 Q
3	8	Thomas, Shirley	GBR	11.91 Q
4	7	Candelario, Felicia	DON	12.12 Q
5	6	Kyomo, Nzaeli	TAN	12.26 Q
6	4	Bentzur, Maya	ISR	12.30
7	2	Dinkins, Grace Ann	LBR	12.35
8	5	Ongollo, Gisele	GAB	12.40

WIND/VENT +0.2 M/SEC TEMPERATURE 26C 79F

## Women/100M Round 1 Heat 6 / Aug. 04

## Femmes/100m Tour eliminaire 1 serie 6 /04 Aout

RANK	LANE	NAME	CTRY	RESULT
RANG	COUL			RESULTAT
1	3	Ottey-Page, Merlene	JAM	11.26 Q
2	2	Gaugel, Heide	FRG	11.38 Q
3	5	Loyal, Mane France	FRA	11.51 Q
4	7	Clarke, Eldece	BAH	11.61 Q
5	6	Williams, Angela	TRI	11.74 Q
6	1	De Vega, Lydia	PHI	11.85 Q
7	8	Charles, Ruperta	ANT	12.04
8	4	Wirtz, Mane Ange	SEY	12.61

WIND/VENT +2.4 M/SEC TEMPERATURE 26C 79F

# Athlétisme

## Women/100M Round 2 Heat 1 / Aug. 04

## Femmes/100m Tour eliminaire 2 serie 1 / 04 Aout

The first 4 qualify for the semi-final  
Les 4 premiers se qualifient pour la demi-finale

RANK	LANE	NAME	CTRY	RESULT
RANG	COUL			RESULTAT
1	7	Ashford, Evelyn	USA	11.21 Q
2	6	Bailey, Angela	CAN	11.47 Q
3	3	Gaugel, Heide	FRG	11.50 Q
4	5	Gaschet, Liliane	FRA	11.51 Q
5	8	Vader, Elisabeth	HOL	11.56
6	1	Williams, Angela	TRI	11.89
7	4	Wiredu, Doris	GHA	12.00
8	2	Jambane, Binta	MOZ	12.57

WIND/VENT -1.4M/SEC TEMPERATURE 25C 76F

## Women/100M Round 2 Heat 2 / Aug. 04

## Femmes/100m Tour eliminaire 2 serie 2 /04 Aout

RANK	LANE	NAME	CTRY	RESULT
RANG	COUL			RESULTAT
1	5	Ottey-Page, Merlene	JAM	11.21 Q
2	6	Bacoul, Rose Aimee	FRA	11.37 Q
3	8	Taylor, Angella	CAN	11.42 Q
4	7	Ngambi, Cecile	CMR	11.82 Q
5	1	Forde, Gillian	TRI	11.86
6	3	De Vega, Lydia	PHI	11.97
7	4	Thomas, Shirley	GBR	12.13
8	2	Mpika, Francoise	CGO	12.60

WIND/VENT -0.3M/SEC TEMPERATURE 25C 76F

## Women/100M Round 2 Heat 3 / Aug. 04

## Femmes/100m Tour eliminaire 2 serie 3 / 04 Aout

RANK	LANE	NAME	CTRY	RESULT
RANG	COUL			RESULTAT
1	4	Brown, Alice	USA	11.35 Q
2	3	Marjamaa, Helinae	FIN	11.51 Q
3	1	Oakes, Heather	GBR	11.54 Q
4	7	Cuthbert, Juliette	JAN	11.71 Q
5	5	Clarke, Eldece	BAH	11.85
6	2	Gareau, France	CAN	11.88
7	6	Schumann-Lottman, Christa	GUA	12.23
8	8	Candelario, Felicia	DOM	DNS

WIND/VENT -2.3M/SEC TEMPERATURE 25C 76F

## Women/100M Round 2 Heat 4 / Aug. 04

## Femmes/100m Tour eliminaire 2 serie 4 / 04 Aout

RANK	LANE	NAME	CTRY	RESULT
RANG	COUL			RESULTAT
1	8	Jackson, Grace	JAM	11.38 Q
2	4	Bolden, Jeanette	USA	11.42 Q
3	5	Loyal, Marie France	FRA	11.56 Q
4	6	Davis, Pauline	BAH	11.61 Q
5	1	Rione, Teresa	ESP	11.76
6	7	Garcia, Esmeralda	BRA	11.82
7	2	Enang Mesode, Ruth	CYR	12.02
8	3	Kyomo, Nzaeli	TAN	12.53

WIND/VENT -0.5 M/SEC TEMPERATURE 25C 76F

## Women/100M Semi-Final Heat 1 /Aug. 05

## Femmes/100m Demi-finale serie 1/05 Aout

The first 4 qualify for the final  
Les 4 premiers se qualifient pour la finale

RANK	LANE	NAME	CTRY	RESULT
RANG	COUL			RESULTAT
1	3	Ashford, Evelyn	USA	11.03 Q
2	7	Ottey-Page, Merlene	JAM	11.17 Q
3	2	Jackson, Grace	JAM	11.27 Q
4	5	Taylor, Angella	CAN	11.36 Q
5	6	Marjamaa, Helinae	FIN	11.37
6	8	Loyal, Marie France	FRA	11.64
7	4	Gaschet, Liliane	FRA	11.68
8	1	Ngambi, Cecile	CMR	11.91

WIND/VENT -0.3M/SEC TEMPERATURE 27C 82F

## Women/100M Semi-Final Heat 2 /Aug. 05

## Femmes/100m Demi-finale serie 2 / 05 Aout

RANK	LANE	NAME	CTRY	RESULT
RANG	COUL			RESULTAT
1	2	Brown, Alice	USA	11.31 Q
2	3	Bolden, Jeanette	USA	11.48 Q
3	5	Bailey, Angela	CAN	11.54 Q
4	6	Oakes, Heather	GBR	11.57 Q
5	7	Bacoul, Rose Aimee	FRA	11.58
6	1	Gaugel, Heide	FRG	11.62
7	8	Davis, Pauline	BAH	11.70
8	4	Cuthbert, Juliette	JAM	11.80

WIND/VENT -1.8M/SEC TEMPERATURE 27C 82F



**Women/100m**  
Final / Aug. 05**Femmes/100m**  
Finale / 05 Aout

RANK	LANE	NAME	CTRY	RESULT
RANG	COUL			RESULTAT
1	4	Ashford, Evelyn	USA	10.97 <b>Q</b>
2	7	Brown, Alice	USA	11.13
3	6	Ottey-Page, Merlene	JAM	11.16
4	1	Bolden, Jeanette	USA	11.25
5	8	Jackson, Grace	JAM	11.39
6	5	Bailey, Angela	CAN	11.40
7	3	Oakes, Heather	GBR	11.43
8	2	Taylor, Angella	CAN	11.62

WIND/VENT -1.2M/SEC TEMPERATURE 27C 80F

*Race-in-Review: Alice Brown (USA) and Jeanette Bolden (USA) were out of the blocks fastest but Evelyn Ashford (USA) soon joined her teammates at the front. By midrace Ashford was completely in command as Brown held second position. The late charge by Merlene Ottey-Page (JAM) left her just behind Brown but ahead of Bolden for the bronze medal.*

*Compte rendu: Les Américaines Alice Brown et Jeanette Bolden étaient les plus rapides au départ mais leur compatriote Evelyn Ashford les rejoignait bientôt en tête. A mi-course, Ashford était seule en tête devant Brown. Grace à une très forte fin de course, Merlene Ottey (JAM) finissait juste derrière Brown, mais ravissait la médaille de bronze à Bolden.*

**Women/200M**  
Round 1 Heat 1 / Aug. 08**Femmes/200m**  
Tour éliminatoire 1 serie 1 / 08 Aout

RANK	LANE	NAME	CTRY	RESULT
RANG	COUL			RESULTAT
1	3	Griffith, Florence	USA	22.56 Q
2	4	Baptiste, Joan	GBR	23.31 Q
3	7	Naigre, Raymonde	FRA	23.50 Q
4	1	Bailey, Angela	CAN	24.15 Q
5	5	Aksu, Semra	TUR	24.27 Q
6	2	De Vega, Lydia	PHI	25.10
7	6	Tuisorisori, Miriama	FIJ	26.82
8		Osh-Williams, Eugenia	SLE	DNS

WIND/VENT -2.0 M/SEC TEMPERATURE 25C 77F

**Women/200M**  
Round 1 Heat 2 / Aug. 08**Femmes/200m**  
Tour éliminatoire 1 serie 2 / 08 Aout

RANK	LANE	NAME	CTRY	RESULT
RANG	COUL			RESULTAT
1	2	Jackson, Grace	JAW	22.70 Q
2	4	Davis, Pauline	BAH	23.37 Q
3	1	Gaugel, Heide	FRG	23.37 Q
4	5	Enang Mesode, Ruth	CMR	24.39 Q
5	3	Kyomo, Nzaeli	TAN	24.68 Q
6	7	Martha, Soraima	AHO	25.56
7	6	Wirtz, Marie Ange	SEY	25.88
8		Payne, Marita	CAN	DNS

WIND/VENT -0.4 M/SEC TEMPERATURE 26C 78F

**Women/200m**  
Round 1 Heat 3 / Aug. 08**Femmes/200m**  
Tour éliminatoire 1 serie 3 / 08 Aout

RANK	LANE	NAME	CTRY	RESULT
RANG	COUL			RESULTAT
1	7	Brisco-Hooks, Valerie	USA	23.30 Q
2	6	Vader, Elisabeth	HOL	23.65 Q
3	3	Rione, Teresa	ESP	24.48 Q
4	4	Mo, Myung-Hee	KOR	24.86 Q
5	5	Ndow, Amie	GAY	25.41 Q
2		Taylor, Angella	CAN	DNS
8		Forde, Gillian	TRI	DNS

WIND/VENT -1.5 M/SEC TEMPERATURE 26C 78F

**Women/200M**  
Round 1 Heat 4 / Aug. 08**Femmes/200m**  
Tour éliminatoire 1 serie 4 / 08 Aout

RANK	LANE	NAME	CTRY	RESULT
RANG	COUL			RESULTAT
1	8	Ottey-Page, Merlene	JAM	22.90 Q
2	7	Masullo, Marisa	ITA	23.30 Q
3	5	Gaschet, Liliane	FRA	23.32 Q
4	4	Williams, Angela	TRI	23.38 Q
5	3	Schumann-Lottman, Christa	GUA	24.91 Q
6	2	Tahapari, Emma	INA	25.07 Q
6		Addy, Mercy	GHA	DNS

WIND/VENT +0.9 M/SEC TEMPERATURE 26C 78F

**Women/100M**  
Round 1 Heat 5 / Aug. 08**Femmes/200m**  
Tour éliminatoire serie 5 / 08 Aout

RANK	LANE	NAME	CTRY	RESULT
RANG	COUL			RESULTAT
1	6	Givens, Randy	USA	22.88 Q
2	7	Bacoul, Rose Aimee	FRA	23.11 Q
3	1	Whittaker, Sandra	GBR	23.22 Q
4	8	Waithera, Ruth	KEN	23.42 Q
5	3	Burke, Janet	JAM	23.75 Q
6	5	Jambane, Binta	MOZ	25.14
2		Candelario, Felicia	DOM	DNS
4		Dinkins, Grace Ann	LBR	DNS

WIND/VENT + 2.3 M/SEC TEMPERATURE 27C 80F

**Women/200M**  
Round 1 Heat 8 / Aug. 08**Femmes/200m**  
Tour éliminatoire serie 6 / 08 Aout

RANK	LANE	NAME	CTRY	RESULT
RANG	COUL			RESULTAT
1	6	Cook, Kathryn	GBR	23.71 Q
2	4	Marjamaa, Helinae	FIN	24.10 Q
3	2	Schabinger, Michaela	FRG	24.12 Q
4	5	Estrella, Divina	DOM	24.72 Q
5	7	Buala, Elanga	NGU	24.82 Q
6	3	Mpika, Francoise	CGO	25.05 Q
8		Wells, Debbie	AUS	DNS

WIND/VENT -0.7M/SEC TEMPERATURE 27C 80F

**Women/200M**  
Round 2 Heat 1 / Aug. 08**Femmes/200m**  
Tour éliminatoire 2 serie 1 / 08 Aout

RANK	LANE	NAME	CTRY	RESULT
RANG	COUL			RESULTAT
1	7	Bacoul, Rose Aimee	FRA	22.57 Q
2	1	Brisco-Hooks, Valerie	USA	22.78 Q
3	3	Bailey, Angela	CAN	22.97 Q
4	6	Davis, Pauline	BAH	22.97 Q
5	5	Whittaker, Sandra	GER	22.98
6	8	Burke, Janet	JAM	23.56
7	2	Mpika, Francoise	CGO	24.97
4		Williams, Angela	TRI	DNS

WIND/VENT +1.1M/SEC TEMPERATURE 29C 82F

**Women/200M**  
Round 2 Heat 2 / Aug. 08**Femmes/200m**  
Tour éliminatoire 2 serie 2 / 08 Aout

RANK	LANE	NAME	CTRY	RESULT
RANG	COUL			RESULTAT
1	4	Ottey-Page, Merlene	JAM	22.53 Q
2	3	Gaschet, Liliane	FRA	22.87 Q
3	5	Cook, Kathryn	GBR	23.02 Q
4	6	Masullo, Marisa	ITA	23.19 Q
5	1	Schabinger, Michaela	FRG	23.84
6	7	Mo, Myung-Hee	KOR	24.70
7	2	Schumann-Lottman, Christa	GUA	24.90
8	8	Kyomo, Nzaeli	TAN	25.11

WIND/VENT -1.0M/SEC TEMPERATURE 28C 82F

**Women/200M**  
Round 2 Heat 3 / Aug. 08**Femmes/200m**  
Tour éliminatoire 2 serie 3 / 08 Aout

RANK	LANE	NAME	CTRY	RESULT
RANG	COUL			RESULTAT
1	6	Jackson, Grace	JAM	22.52 Q
2	1	Givens, Randy	USA	22.81 Q
3	5	Vader, Elisabeth	HOL	23.31 Q
4	3	Waithera, Ruth	KEN	23.37 Q
5	4	Naigre, Raymonde	FRA	23.54
6	2	Rione, Teresa	ESP	23.78
7	8	Buala, Elanga	NGU	24.87
8	7	Ndow, Amie	GAM	25.24

WIND/VENT +0.5 M/SEC TEMPERATURE 28C 82F

**Women/200M**  
Round 2 Heat 1 / Aug. 08**Femmes/200m**  
Tour éliminatoire 2 serie 4 / 08 Aout

RANK	LANE	NAME	CTRY	RESULT
RANG	COUL			RESULTAT
1	6	Griffith, Florence	USA	22.33 Q
2	5	Baptiste, Joan	GBR	23.11 Q
3	7	Gaugel, Heide	FRG	23.19 Q
4	8	Marjamaa, Helinae	FIN	23.51 Q
5	3	Aksu, Bemra	TUR	24.03
6	2	Enang Mesode, Ruth	CMR	24.25
7	4	Estrella, Divina	DOM	24.98
1		Tahapari, Emma	INA	DNS

WIND/VENT +1.4 M/C TEMPERATURE 28C 82F

## Athletics

### Women/200M Semi-Final Heat 1 / Aug. 09

The first 4 qualify for the final  
Les 4 premiers se qualifient pour la finale

RANK	LANE	NAME	CTRY	RESULT
RANG	COUL			RESULTAT
1	7	Griffith, Florence	USA	22.27 Q
2	1	Ottey-Page, Merlene	JAM	22.57 Q
3	3	Givens, Randy	USA	22.69 Q
4	5	Gaschet, Liliane	FRA	22.73 Q
5	8	Baptiste, Joan	GBR	22.86
6	4	Marjamaa, Helinae	FIN	23.12
7	6	Vader, Elisabeth	HOL	23.43
8	2	Waithera, Ruth	KEN	23.45


WIND/VENT +1.0M/SEC TEMPERATURE 27C 80F

### Women/200M Semi-Final Heat 2 / Aug. 09

RANK	LANE	NAME	CTRY	RESULT
RANG	COUL			RESULTAT
1	2	Brisco-Hooks, Valerie	USA	22.28 Q
2	1	Jackson, Grace	JAM	22.32 Q
3	5	Cook, Kathryn	GBR	22.38 Q
4	4	Bacoul, Rose Aimee	FRA	22.53 Q
5	6	Bailey, Angela	CAN	22.75
6	7	Masullo, Marisa	ITA	22.88
7	3	Gaugel, Heide	FRG	23.02
8	8	Davis, Pauline	BAH	23.02

WIND/VENT +1.4M/SEC TEMPERATURE 27C 80F

### Women/200M Final / Aug.09

RANK	LANE	NAME	CTRY	RESULT	100 M TIMES
RANG	COUL			RESULTAT	100 M TEMPS
1	7	Brisco-Hooks, Valerie	USA	21.81 	(11.20, 10.61)
2	4	Griffith, Florence	USA	22.04	(11.17, 10.87)
3	2	Ottey-Page, Merlene	JAM	22.09	(11.26, 10.83)
4	3	Cook, Kathryn	GBR	22.10	(11.37, 10.73)
5	8	Jackson, Grace	JAM	22.20	(11.44, 10.74)
6	5	Givens, Randy	USA	22.36	(11.51, 10.85)
7	6	Bacoul, Rose Aimee	FRA	22.78	(11.48, 11.30)
8		Gaschet, Liliane	FRA	22.86	(11.67, 11.19)

WIND/VENT -0.1M/SEC TEMPERATURE 25C 76F

*Race-in-Review: Florence Griffith (USA) was first out of the blocks and led Valerie Brisco-Hooks (USA), Merlene Ottey-Page (JAM), and Kathy Cook (GBR) after 100 meters. Coming into the homestretch, Brisco-Hooks powered past Griffith who held off the late charges of Ottey-Page and Cook for the silver medal. Ottey-Page edged Cook for the bronze medal by .01 second.*  
*Compte rendu: Florence Griffith (USA) était la plus rapide à sortir des blocs de départ et menait devant Valerie Brisco-Hooks (USA), Merlene Ottey (JAM) et Kathy Cook (GBR) après 100m de course. A l'entrée de la ligne droite d'arrivée, Brisco-Hooks passait Griffith qui résistait cependant aux derniers assauts d'Ottey et de Cook pour s'assurer la médaille d'argent. Ottey battait Cook pour la médaille de bronze d'un/100e de seconde.*

### Women/400M Round 1 Heat 1 / Aug. 04

The first 4 qualify for semi-final  
Les 4 premiers se qualifient pour la demi-finale

RANK	LANE	NAME	CTRY	RESULT
RANG	COUL			RESULTAT
1	4	Cheeseborough, Chandra	USA	50.94 Q
2	2	Crooks, Charmaine	CAN	52.04 Q
3	1	Oliver, Ilrey	JAM	52.19 Q
4	5	Griffith, June	GUY	52.27 Q
5	7	Schulte-Mattler, Heike	FRG	52.77
6	8	Rossi, Erica	ITA	53.04
7	6	Joseph, Joycelyn	ANT	53.63
8	3	Meigham-Juarez, Zonia	GUA	55.64

TEMPERATURE 24C 76F

### Women/400M Round Heat 2 / Aug. 04

RANK	LANE	NAME	CTRY	RESULT
RANG	COUL			RESULTAT
1	2	Bussmann, Gaby	FRG	52.42 0
2	8	Cook, Kathryn	GBR	52.64 0
3	6	Killingbeck, Molly	CAN	52.77 0
4	3	Ratray, Cathy	JAM	52.78 0
5	7	Emmanuel, Gail	TRI	54.07
6	4	Buala, Elanga	NGU	56.82
7	5	Addy, Mercy	GHA	58.91

TEMPERATURE 25C 77F

### Femmes/200m Demi-finale serie 1 / 09 Aout

RANK	LANE	NAME	CTRY	RESULT
RANG	COUL			RESULTAT
1	7	Griffith, Florence	USA	22.27 Q
2	1	Ottey-Page, Merlene	JAM	22.57 Q
3	3	Givens, Randy	USA	22.69 Q
4	5	Gaschet, Liliane	FRA	22.73 Q
5	8	Baptiste, Joan	GBR	22.86
6	4	Marjamaa, Helinae	FIN	23.12
7	6	Vader, Elisabeth	HOL	23.43
8	2	Waithera, Ruth	KEN	23.45


WIND/VENT +1.0M/SEC TEMPERATURE 27C 80F

### Femmes/200m Demi-finale serie 2 / 09 Aout

RANK	LANE	NAME	CTRY	RESULT
RANG	COUL			RESULTAT
1	2	Brisco-Hooks, Valerie	USA	22.28 Q
2	1	Jackson, Grace	JAM	22.32 Q
3	5	Cook, Kathryn	GBR	22.38 Q
4	4	Bacoul, Rose Aimee	FRA	22.53 Q
5	6	Bailey, Angela	CAN	22.75
6	7	Masullo, Marisa	ITA	22.88
7	3	Gaugel, Heide	FRG	23.02
8	8	Davis, Pauline	BAH	23.02

WIND/VENT +1.4M/SEC TEMPERATURE 27C 80F

### Femmes/200m Finale / 09 Aout

RANK	LANE	NAME	CTRY	RESULT	100 M TIMES
RANG	COUL			RESULTAT	100 M TEMPS
1	7	Brisco-Hooks, Valerie	USA	21.81 	(11.20, 10.61)
2	4	Griffith, Florence	USA	22.04	(11.17, 10.87)
3	2	Ottey-Page, Merlene	JAM	22.09	(11.26, 10.83)
4	3	Cook, Kathryn	GBR	22.10	(11.37, 10.73)
5	8	Jackson, Grace	JAM	22.20	(11.44, 10.74)
6	5	Givens, Randy	USA	22.36	(11.51, 10.85)
7	6	Bacoul, Rose Aimee	FRA	22.78	(11.48, 11.30)
8		Gaschet, Liliane	FRA	22.86	(11.67, 11.19)

WIND/VENT -0.1M/SEC TEMPERATURE 25C 76F

*Race-in-Review: Florence Griffith (USA) was first out of the blocks and led Valerie Brisco-Hooks (USA), Merlene Ottey-Page (JAM), and Kathy Cook (GBR) after 100 meters. Coming into the homestretch, Brisco-Hooks powered past Griffith who held off the late charges of Ottey-Page and Cook for the silver medal. Ottey-Page edged Cook for the bronze medal by .01 second.*  
*Compte rendu: Florence Griffith (USA) était la plus rapide à sortir des blocs de départ et menait devant Valerie Brisco-Hooks (USA), Merlene Ottey (JAM) et Kathy Cook (GBR) après 100m de course. A l'entrée de la ligne droite d'arrivée, Brisco-Hooks passait Griffith qui résistait cependant aux derniers assauts d'Ottey et de Cook pour s'assurer la médaille d'argent. Ottey battait Cook pour la médaille de bronze d'un/100e de seconde.*

### Femmes/400m Tour éliminatoire 1 serie 1 / 04 Aout

RANK	LANE	NAME	CTRY	RESULT
RANG	COUL			RESULTAT
1	4	Cheeseborough, Chandra	USA	50.94 Q
2	2	Crooks, Charmaine	CAN	52.04 Q
3	1	Oliver, Ilrey	JAM	52.19 Q
4	5	Griffith, June	GUY	52.27 Q
5	7	Schulte-Mattler, Heike	FRG	52.77
6	8	Rossi, Erica	ITA	53.04
7	6	Joseph, Joycelyn	ANT	53.63
8	3	Meigham-Juarez, Zonia	GUA	55.64

TEMPERATURE 24C 76F

### Femmes/400m Tour éliminatoire 1 serie 2 / 04 Aout

RANK	LANE	NAME	CTRY	RESULT
RANG	COUL			RESULTAT
1	2	Bussmann, Gaby	FRG	52.42 0
2	8	Cook, Kathryn	GBR	52.64 0
3	6	Killingbeck, Molly	CAN	52.77 0
4	3	Ratray, Cathy	JAM	52.78 0
5	7	Emmanuel, Gail	TRI	54.07
6	4	Buala, Elanga	NGU	56.82
7	5	Addy, Mercy	GHA	58.91

TEMPERATURE 25C 77F

## Athlétisme

### Women/400M Round 1 Heat 3 / Aug. 04

RANK	LANE	NAME	CTRY	RESULT
RANG	COUL			RESULTAT
1	3	Leatherwood, Lillie	USA	52.05 0
2	2	Payne, Marita	CAN	52.89 0
3	7	Bamett, Helen	GBR	52.94 0
4	8	Mathieu, Mane Lande	PUR	53.27 0
5	6	Tahapari, Emma	INA	55.82
6	1	Srithoa, Realwadee	THA	58.11

TEMPERATURE 25C 77F

### Women/400M Round 1 Heat 4 / Aug. 04

RANK	LANE	NAME	CTRY	RESULT
RANG	COUL			RESULTAT
1	2	Brisco-Hooks, Valerie	USA	51.42 Q
2	8	Waithera, Ruth	KEN	52.53 Q
3	5	Thimm, Ute	FRG	52.53 Q
4	3	Scutt, Michelle	GBR	52.89 Q
5	4	Green, Cynthia	JAM	53.61
6	7	Blackman, Carlon	BAR	54.26
7	6	Mina, Zeina	LIB	59.56

TEMPERATURE 25C 77F

### Women/400M Semi-Final Heat 1 /Aug. 05

The first 4 qualify for the final  
Les 4 premiers se qualifient pour la finale

RANK	LANE	NAME	CTRY	RESULT
RANG	COUL			RESULTAT
1	4	Brisco-Hooks, Valerie	USA	51.14 Q
2	6	Cook, Kathryn	GBR	51.49 Q
3	1	Crooks, Charmaine	CAN	51.53 Q
4	2	Waithera, Ruth	KEN	52.21 Q
5	5	Griffith, June	GUY	52.39
6	8	Ratray, Cathy	JAM	53.23
7	7	Mathieu, Marie Lande	PUR	53.69
	3	Bussmann, Gaby	FRG	DNS


TEMPERATURE 29c 82F

### Women/400M Semi-Final Heat 2 / Aug. 05

RANK	LANE	NAME	CTRY	RESULT
RANG	COUL			RESULTAT
1	5	Cheeseborough, Chandra	USA	50.32 0
2	2	Leatherwood, Lillie	USA	50.83 0
3	6	Payne, Marita	CAN	50.94 Q
4	8	Thimm, Ute	FRG	51.03 Q
5	3	Killingbeck, Molly	CAN	51.72
6	4	Scutt, Michelle	GBR	52.07
7	1	Oliver, Ilrey	JAM	52.14
8	7	Bamett, Helen	GBR	52.26

TEMPERATURE 29C 82F

### Women/400M Final / Aug. 06

RANK	LANE	NAME	CTRY	RESULT	200 M TIMES
RANG	COUL			RESULTAT	200 M TEMPS
1	5	Brisco-Hooks, Valerie	USA	48.83 	(23.5, 25.4)
2	7	Cheeseborough, Chandra	USA	49.05	(24.2, 24.9)
3	6	Cook, Kathryn	GBR	49.42	(23.4, 26.1)
4	2	Payne, Marita	CAN	49.91	(24.6, 25.4)
5	8	Leatherwood, Lillie	USA	50.25	(24.4, 25.9)
6	1	Thimm, Ute	FRG	50.37	(24.9, 25.5)
7	3	Crooks, Charmaine	CAN	50.45	(24.8, 25.7)
8	4	Waithera, Ruth	KEN	51.56	(25.1, 26.5)

TEMPERATURE 28C 84F

*Race-in-Review: Kathy Cook (GBR) burst out to a large early lead and led Valerie Brisco-Hooks (USA), Chandra Cheeseborough (USA) and Lillie Leatherwood (USA) into the final curve. Brisco-Hooks and Cheeseborough were the first two out of the curve and maintained their positions to the finish. Cook held off the finishing kick of Marita Payne (CAN) for the bronze medal.*  
*Compte rendu: Kathy Cook (GBR) prenait au debut de la course une avance relativement importante et menait devant Valerie Brisco-Hooks (USA), Chandra Cheeseborough (USA) et Lillie Leatherwood (USA) au debut du dernier virage. Brisco-Hooks et Cheeseborough étaient les premières à sortir du virage et maintenaient leurs positions jusqu'à l'arrivée. Cook résistait avec succès à l'assaut final de Marita Payne (CAN) pour remporter la médaille de bronze.*



**Women/800M**  
Round 1 Heat 1 / Aug. 03

**Femmes/800m**  
Tour éliminatoire 1 serie 1 / 03 Aout

The first 3 and 4 next fastest overall qualify for semi-final  
Les 3 premiers et les 4 meilleurs temps se qualifient pour la demi-finale

RANK	LANE	NAME	CTRY	RESULT	INTERMEDIATE LEADERS
RANG	COUL			RESULTAT	PREMIERS DES INTERMEDIARES
1	6	Klinger, Margrit	FRG	2:03.66 Q	400 1:00.57 Clark
2	4	Wysocki, Ruth	USA	2:04.05 Q	Wysocki
3	5	Mc Cabe, Jill	SWE	2:04.16 Q	Klinger
4	3	Clark, Ranza	CAN	2:04.67 Q	
5	2	N'Drin, Celestine	CIV	2:06.06	
6	7	Ungu, Bankombo	ZAI	2:18.79	

TEMPERATURE 26C 78F

**Women/800M**  
Round 1 Heat 1 / Aug. 03

**Femmes/800m**  
Tour éliminatoire 1 serie 2 / 03 Aout

RANK	LANE	NAME	CTRY	RESULT	INTERMEDIATE LEADERS
RANG	COUL			RESULTAT	PREMIERS DES INTERMEDIARES
1	4	Lovin, Fita	ROM	2:01.51 Q	400 59.54 Baker
2	6	Campbell, Robin	USA	2:01.72 Q	Lovin
3	2	Baker, Lorraine	GBR	2:01.73 Q	Canpbell
4	3	Lind, Angelia	PUR	2:01.84 Q	
5	7	Chirchir, Salina	KEN	2:07.17	
6	5	Bakari, Grace	GHA	2:14.50	

TEMPERATURE 26C 78F

**Women/800M**  
Round 1 Heat 3 / Aug. 03

**Femmes/800m**  
Tour éliminatoire 1 serie 3 / 03 Aout

RANK	LANE	NAME	CTRY	RESULT	INTERMEDIATE LEADERS
RANG	COUL			RESULTAT	PREMIERS DES INTERMEDIARES
1	2	Melinte, Doina	ROM	2:02.77 Q	400 59.24 Slythe
2	4	O'Shea, Caroline	IRL	2:03.60 Q	Melinte
3	7	Slythe, Christine	CAN	2:04.17 Q	O'Shea
4	3	Abraham, Shinx K.	IND	2:04.69 Q	
5	6	Ramos, Alejandra	CHI	2:05.77	
6	8	Adiru, Evelyn	UGA	2:07.39	
7	5	Meigham-Juarez, Zonia	GUA	2:14.17	

TEMPERATURE 26C 78F

**Women/800M**  
Round 1 Heat 4 / Aug. 03

**Femmes/800m**  
Tour éliminatoire 1 serie 4 / 03 Aout

RANK	LANE	NAME	CTRY	RESULT	INTERMEDIATE LEADERS
RANG	COUL			RESULTAT	PREMIERS DES INTERMEDIARES
1	6	Gallagher, Kim	USA	2:00.37 Q	400 1:00.71 Dorio
2	2	Dorio, Gabriella	ITA	2:01.41 Q	Gallagher
3	3	VaniHulst, Eily	HOL	2:03.38 Q	Verbeek
4	4	Verbeek, Grace	CAN	2:04.16 Q	
5	7	Machado, Maria	POR	2:05.74	
6	5	Bryan, Laveme	ANT	2:11.44	

TEMPERATURE 26C 76F

**Women/800M**  
Semi-Final Heat 1 / Aug. 04

**Femmes/800m**  
Demi-finale serie 1 / 04 Aout

The first 4 qualify for the final  
Les 4 premiers se qualifient pour la finale

RANK	LANE	NAME	CTRY	RESULT	INTERMEDIATE LEADERS
RANG	COUL			RESULTAT	PREMIERS DES INTERMEDIARES
1	8	Gallagher, Kim	USA	2:00.48 Q	200 28.16 Gallagher
2	3	Melinte, Doina	ROM	2:01.42 Q	400 1:01.17 Wysocki
3	4	Wysocki, Ruth	USA	2:02.31 Q	Gallagher
4	5	O'Shea, Caroline	IRL	2:02.70 Q	Slythe
5	1	VaniHulst, Eily	HOL	2:03.25	600 1:32.04 Gallagher
6	6	Lind, Angelita	PUR	2:03.27	
7	2	Slythe, Christine	CAN	2:04.95	
8	7	Clark, Ranza	CAN	2:05.42	

TEMPERATURE 25C 76F

**Women/800M**  
Semi-Final Heat 2 Aug. 04

**Femmes/800m**  
Demi-finale serie 2 / 04 Aout

RANK	LANE	NAME	CTRY	RESULT	INTERMEDIATE LEADERS
RANG	COUL			RESULTAT	PREMIERS DES INTERMEDIARES
1	1	Lovin, Fita	ROM	1:59.29 Q	200 28.50 Dorio
2	4	Dorio, Gabriella	ITA	1:59.53 Q	400 58.21 Dorio
3	2	Klinger, Margrit	FRG	2:00.00 Q	Baker
4	8	Baker, Lorraine	GBR	2:00.66 Q	Lovin
5	6	Campbell, Robin	USA	2:01.21	600 1:29.00 Dorio
6	7	McCabe, Jill	SWE	2:02.20	
7	3	Verbeek, Grace	CAN	2:03.23	
8	5	Abraham, Shinx K.	IND	2:05.42	

TEMPERATURE 25C 76F

**Women/800M**  
Final / Aug. 08

**Femmes/800m**  
Finale / 06 Aout

RANK	LANE	NAME	CTRY	RESULT	INTERMEDIATE TIMES/200, 400, 600
RANG	COUL			RESULTAT	TEMPS INTERMEDIARES
1	4	Melinte, Doina	ROM	1:57.60	(27.98, 57.42, 1:27.85)
2	5	Gallagher, Kim	USA	1:58.63	(27.91, 57.48, 1:27.92)
3	1	Lovin, Fita	ROM	1:58.83	(28.14, 57.58, 1:28.05)
4	3	Dorio, Gabriella	ITA	1:59.05	(27.68, 57.28, 1:28.28)
5	7	Baker, Lorraine	GBR	2:00.03	(28.15, 57.65, 1:28.14)
6	8	Wysocki, Ruth	USA	2:00.34	(27.98, 58.04, 1:29.16)
7	6	Klinger, Margrit	FRG	2:00.65	(28.23, 57.66, 1:28.14)
8	2	O'Shea, Caroline	IRL	2:00.77	(28.27, 57.85, 1:28.38)

TEMPERATURE 28C 82F

Race-in-Review: Gabriella Dorio (ITA) paced the held through the first 550 meters followed closely by Doina Melinte (ROM), Kim Gallagher (USA) and Fita Lovin (ROM). With 200 meters to go, Melinte spurred in to the lead ahead of Gallagher, Lovin and Margrit Klinger (FRG). Melinte coasted to a five-meter victory and Gallagher won the battle for the silver medal just ahead of Lovin. A late move by Dorio brought her from sixth to fourth.

Compte rendu: Gabriella Dorio (ITA) menait au train pendant les 550 premiers mètres, suivie de près par Doina Melinte (ROM), Kim Gallagher (USA) et Fita Lovin (ROM). A 200 m de l'arrivée, Melinte prenait la tête devant Gallagher, Lovin et Margrit Klinger (FRG). Melinte gagnait avec cinq mètres d'avance et Gallagher battait Lovin de justesse pour la médaille d'argent. Un effort tardif ramenait Dorio de la 6e à la 4e place.

**Women/1500M**  
Semi-Final Heat 1 / Aug. 09

**Femmes/1500m**  
Demi-finale serie 1 / 09 Aout

The first 4 and 4 next fastest overall qualify for the final  
Les 4 premiers et les meilleurs temps se qualifient pour la finale

RANK	NAME	CTRY	RESULT	INTERMEDIATE LEADERS
RANG			RESULTAT	PREMIERS DES INTERMEDIARES
1	Benning, Christine	GBR	4:10.48 Q	400 1:05.13 Gerdes
1	Melinte, Doina	ROM	4:10.48 Q	Chepchirchir
3	Lovin, Fita	ROM	4:10.58 Q	VanHulst
4	Gerdes, Roswitha	FRG	4:10.64 Q	800 2:16.13 Gerdes
4	McRoberts, Brit	CAN	4:10.64 Q	Chepchirchir
6	VanHulst, Eily	HOL	4:10.69 Q	Melinte
7	Kane, Missy	USA	4:11.86	1100 3:07.33 Richburg
8	Richburg, Diana	USA	4:13.35	Gerdes
9	Ritter, Helen	LIE	4:19.39	Chepchirchir
10	Chepchirchir, Justina	KEN	4:21.97	1200 3:23.88 Gerdes
11	Bryan, Laverne	ANT	4:32.44	Richburg
12	Garcia, Kriscia Lorena	ESA	4:38.00	Melinte

TEMPERATURE 27C 80F

**Women/1500M**  
Semi-Final Heat 2 / Aug. 09

**Femmes/1500m**  
Demi-finale serie 2 / 09 Aout

RANK	NAME	CTRY	RESULT	INTERMEDIATE LEADERS
RANG			RESULTAT	PREMIERS DES INTERMEDIARES
1	Dorio, Gabriella	ITA	4:04.51 Q	400 1:06.72 Dorio
2	Puica, Maricica	ROM	4:05.30 Q	Boxer
3	Wysocki, Ruth	USA	4:06.65 Q	Scott
4	Boxer, Christina	GBR	4:07.40 Q	800 2:12.98 Dorio
5	MacDougall, Lynne	GBR	4:09.08 Q	Boxer
6	Scott, Debbie	CAN	4:09.16 Q	Wysocki
7	McCabe, Jill	SWE	4:16.48	1100 3:01.57 Dorio
8	Ramos, Alejandra	CHI	4:22.03	Boxer
9	Gongora, Liliana M.	ARG	4:28.02	Scott
10	Mukamurenzi, Maricane	RWA	4:31.56	1200 3:17.52 Dorio
	Klinger, Margrit	FRG	DNS	Boxer
				Scott

TEMPERATURE 27C 80F

**Women/1500M**  
Final / Aug. 11

**Femmes/1500m**  
Finale / 11 Aout

RANK	NAME	CTRY	RESULT	INTERMEDIATE TIMES/400, 800, 1100, 1200
RANG			RESULTAT	TEMPS INTERMEDIARES
1	Dorio, Gabriella	ITA	4:03.25	(1:06.42, 2:14.75, 3:01.77, 3:16.92)
2	Melinte, Doina	ROM	4:03.76	(1:06.56, 2:14.90, 3:02.07, 3:17.26)
3	Puica, Maricica	ROM	4:04.15	(1:06.83, 2:15.36, 3:02.55, 3:17.72)
4	Gerdes, Roswitha	FRG	4:04.41	(1:06.23, 2:14.90, 3:02.46, 3:17.57)
5	Benning, Christine	GBR	4:04.70	(1:06.32, 2:15.10, 3:02.70, 3:17.82)
6	Boxer, Christina	GBR	4:05.53	(1:06.14, 2:14.66, 3:02.33, 3:17.27)
7	McRoberts, Brit	CAN	4:05.98	(1:06.65, 2:15.38, 3:02.93, 3:18.23)
8	Wysocki, Ruth	USA	4:08.92	(1:06.60, 2:15.16, 3:03.86, 3:20.08)
9	Lovin, Fita	ROM	4:09.11	(1:07.09, 2:15.70, 3:04.21, 3:20.62)
10	Scott, Debbie	CAN	4:10.41	(1:06.75, 2:15.62, 3:05.49, 3:22.36)
11	MacDougall, Lynne	GBR	4:10.58	(1:06.90, 2:15.54, 3:05.68, 3:22.48)
12	VanHulst, Eily	HOL	4:11.58	(1:06.41, 2:15.31, 3:05.43, 3:22.33)

TEMPERATURE 28C 82F

Race-in-Review: Christine Boxer (GBR) and Roswitha Gerdes (FRG) paced the field through the first 800 meters. With one lap to go, Gabriella Dorio (ITA) took the lead followed by Doina Melinte (ROM), Boxer, and Gerdes. Melinte went to the front with 200 meters to go, followed closely by Dorio and Gerdes. Dorio regained the lead entering the homestretch to take the gold medal ahead of Melinte. A big finish by Maricica Puica (ROM) captured the bronze medal from Gerdes.

Compte rendu: Christine Boxer (GBR) et Roswitha Gerdes (FRG) imposaient le rythme pendant les 800 premiers mètres. A un tour de l'arrivée, Gabriella Dorio (ITA) prenait la tête, suivie de Doina Melinte (ROM), Boxer et Gerdes. A 200 m de l'arrivée, Melinte prenait la tête, suivie de très près par Dorio et Gerdes. Dorio reprenait la tête à l'entrée de la ligne droite pour ravir la médaille d'or à Melinte. Un puissant sprint permettait à Maricica Puica (ROM) de ravir la médaille de bronze à Gerdes.



# Athletics

# Athlétisme

## Women/3000M Round 1 Heat 1 / Aug. 08 Femmes/3000m Tour éliminatoire 1 serie 1 / 08 Aout

The first 3 and next 3 fastest overall qualify for the final  
Les 3 premiers et les 3 meilleurs temps se qualifient pour la finale

RANK RANG	NAME	CTRY	RESULT RESULTAT	INTERMEDIATE PREMIERS DES	LEADERS INTERMEDIARES
1	Decker, Mary	USA	8:44.38 Q	1000	2:53.74 Decker
2	Williams, Lynn	CAN	8:45.77 Q		Possamai
3	Possamai, Agnese	ITA	8:45.84 Q		Furniss
4	Cunha, Aurora	POR	8:46.38 Q	2000	2:54.08 Decker
5	Rodger, Dianne	NZL	8:47.90 Q		Possamai
6	Furniss, Jane	GBR	8:48.00		Furniss
7	Kimaiyo, Helen	KEN	8:57.21	2600	7:39.95 Decker
8	Smyth, Roisin	IRL	9:01.69		Possamai
10	Abdallah, Raida Ritter, Helen	JOR LIE	10:48.00 DNS		Williams

TEMPERATURE 22C 70F

## Women/3000M Round 1 Heat 2 / Aug. 08 Femmes/3000m Tour éliminatoire 1 serie 2 / 08 Aout

RANK RANG	NAME	CTRY	RESULT RESULTAT	INTERMEDIATE PREMIERS DES	LEADERS INTERMEDIARES
1	Kraus, Brigitte	FRG	8:57.53 Q	1000	3:05.59 Sly
2	Hansen, Joan	USA	8:58.64 Q		Kraus
3	Sly, Wendy	GBR	8:58.66 Q		Hansen
4	Machado, Maria	POR	9:01.77	2000	6:10.07 Sly
5	Gould, Donna	AUS	9:05.56		Kraus
6	Ernstroem, Eva	SWE	9:06.54		Hansen
8	Bergent, Annette	FRA	9:15.82	2600	7:55.29 Sly
9	French, Sue	CAN	9:24.66		Kraus
10	Gongora, Liliana M. Mwanjala, Hwinda	ARG TAN	9:41.14 9:42.66		Hansen

TEMPERATURE 22C 69F

## Women/3000M Round 1 Heat 3 / Aug. 08 Femmes/3000m Tour éliminatoire 1 serie 3 / 08 Aout

RANK RANG	NAME	CTRY	RESULT RESULTAT	INTERMEDIATE PREMIERS DES	LEADERS INTERMEDIARES
1	Puica, Maricica	ROM	8:43.32 Q	1000	2:59.16 Budd
2	Bremser, Cindy	USA	8:43.97 Q		Puica
3	Budd, Zola	GBR	8:44.62 Q		Buerki
4	Buerki, Cornelia	SUI	8:45.82 Q	2000	5:53.77 Budd
5	Joyce, Monica	IRL	8:54.34		Puica
6	Fitch, Geri	CAN	9:07.18		Bremser
7	Mukamurenzi, Mariciane	RWA	9:27.08	2600	7:38.68 Budd
8	Zutshi, Gita	IND	9:40.63		Bremser
9	Garcia, Krisicia Lorena	ESA	9:42.28		Puica
	Regonesi, Monica	CHI	DNF		
	Mota, Rosa	POR	DNF		

TEMPERATURE 22C 70F

## Women/3000M Final / Aug. 10 Femmes/3000m Finale / 10 Aout

RANK RANG	NAME	CTRY	RESULT RESULTAT	INTERMEDIATE TIMES/ TEMPS INTERMEDIARES
1	Puica, Maricica	ROM	8:35.96	(2:50.66, 5:44.27, 7:30.43)
2	Sly, Wendy	GBR	8:39.47	(2:50.76, 5:44.15, 7:30.31)
3	Williams, Lynn	CAN	8:42.14	(2:50.86, 5:47.48, 7:34.99)
4	Bremser, Cindy	USA	8:42.78	(2:51.57, 5:47.89, 7:34.88)
5	Buerki, Cornelia	SUI	8:45.20	(2:51.22, 5:49.34, 7:37.11)
6	Cunha, Aurora	POR	8:46.37	(2:51.04, 5:48.74, 7:37.91)
7	Budd, Zola	GBR	8:48.80	(2:50.48, 5:44.09, 7:31.55)
8	Hansen, Joan	USA	8:51.53	(2:51.56, 5:49.67, 7:37.28)
9	Rodger, Dianne	NZL	8:56.43	(2:51.86, 5:50.42, 7:42.21)
10	Possamai, Agnese	ITA	9:10.82	(2:50.82, 5:49.10, 7:50.05)
	Kraus, Brigitte	FRG	DNF	(2:51.29, 5:49.86)
	Decker, Mary	USA	DNF	(2:50.43)

TEMPERATURE 24C 75F

*Race-in-Review: Mary Decker (USA) paced the field through the first half of the race with Zola Budd (GBR), Maricica Puica (ROM) and Wendy Sly (GBR) just behind. Decker fell at the 1700-meter over the lead with Sly, Puica and Lynn Williams (CAN) trailing. On the final lap Puica and Sly accelerated as Budd fell back. Puica scored a wide victory with Sly second and Williams nosing out Cindy Bremser (USA) for the bronze medal.*

*Compte rendu: Mary Decker (USA) menait pendant toute la première moitié de la course avec Zola Budd (GBR). Maricica Puica (ROM) et Wendy Sly (GBR) juste derrière elle. Decker tombait après 1700 m de course et Budd prenait la tête devant Sly, Puica et Lynn Williams (CAN). Pendant le dernier tour, Puica et Sly accélèrent tandis que Budd était distancée. Puica remportait une nette victoire devant Sly et Williams battait Cindy Bremser (USA) pour remporter la médaille de bronze.*

## Women/Marathon Final / Aug. 05 Femmes/marathon Finale / 05 Aout

RANK RANG	CTRY	NAME	5 KM 25 KM	10 KM 30 KM	15 KM 35 KM	20 KM 40 KM	RESULT RESULTAT
1	USA	Benoit, Joan	18:15 1:25:24	35:24 1:42:23	51:46 1:59:41	1:08:32 2:17:14	2:24:52
2	NOR	Waitz, Grete	18:21 1:27:15	35:35 1:44:13	52:37 2:01:12	1:09:57 2:18:41	2:26:18
3	POR	Mota, Rosa	18:EI 1:27:14	35:39 1:44:13	52:38 2:01:41	1:09:44 2:19:27	2:26:57
4	NOR	Kristiansen, Ingrid	18:21 1:27:16	35-28 1:44:13	52:38 2:01:32	1:09:56 2:19:34	2:27:34
5	NZL	Moller, Lorraine	18:21 1:27:21	35:38 1:44:42	52:37 2:02:43	1:09:58 2:21:05	2:28:34
6	GBR	Welch, Priscilla	18:21 1:27:29	35:50 1:44:42	52:38 2:02:41	1:09:59 2:21:11	2:28:54
7	AUS	Martin, Lisa	18:23 1:27:20	35:57 1:44:46	52:38 2:02:48	1:10:01 2:21:17	2:29:03
8	CAN	Ruegger, Sylvie	18:22 1:27:15	35:36 1:44:34	52:37 2:02:45	1:09:57 2:22:23	2:29:09
9	ITA	Fogli, Laura	18:22 1:27:15	36:24 1:44:23	52:38 2:02:43	1:09:56 2:22:20	2:29:28
10	FIN	Toivonen, Tuija	18:23 1:27:16	36:19 1:45	52:38 2:03:57	1:09:57 2:23:56	2:32:07
11	GBR	Smith, Joyce	18:23 1:27:56	35:55 1:46	52:38 2:05:04	1:10:02 2:24:31	2:32:48
12	ITA	Milana, Alba	18:25 1:28:29	35:59 1:47	52:58 2:05:39	1:10:25 2:24:50	2:33:01
13	DEN	Rasmussen, Dorthe S	18:23 1:28:25	35:57 1:47	52:38 2:06:00	1:10:03 2:25:17	2:33:40
14	GBR	Rowell, Sarah	18:23 1:28:29	35:53 1:47	52:38 2:06:07	1:10:19 2:25:43	2:34:08
15	FIN	Keskitalo, Sinikka	18:23 1:28:42	35:56 1:48	52:38 2:06:53	1:10:20 2:26:47	2:35:15
16	FRG	Teske, Charlotte	18:23 1:28:54	35:54 1:48	52:38 2:08:01	1:10:19 2:27:21	2:35:56
17	CAN	Malone, Annemarie	18:26 1:29:52	36:10 1:49	53:14 2:07:53	1:11:20 2:27:49	2:36:33
18	SWE	Hamrin, Mane-Louise	18:23 1:27:32	35:31 1:46	52:38 2:06:27	1:09:59 2:27:34	2:36:41
19	JPN	Sasaki, Nanae	18:26 1:30:09	36:22 1:49	53:29 2:08:46	1:11:39 2:28:53	2:37:04
20	ITA	Moro, Paola	18:53 1:31:26	37:18 1:50	54:46 2:09:24	1:12:56 2:28:51	2:37:06
21	BEL	Van Landeghem, Ria	18:53 1:31:36	37:22 1:50	54:50 2:09:32	1:13:02 2:29:02	2:37:11
22	HOL	Beurskens, Carla	18:23 1:27:33	35:51 1:46	52:38 2:06:05	1:10:01 2:28:15	2:37:51
23	IRL	Joyce, Regina	18:25 1:28:08	36:06 1:46	52:52 2:05:32	1:10:20 2:27:20	2:37:57
24	BEL	Deurbroeck, Marie-Christi	18:25 1:30:20	36:15 1:49	53:29 2:08:46	1:11:36 2:29:07	2:38:01
25	MEX	Trujillo, Maria	18:34 1:31:12	36:38 1:50	53:58 2:09:59	1:12:14 2:30:16	2:38:50
26	NOR	Moe, Bente	19:32 1:33:37	38:22 1:53	56:25 2:12:23	1:15:03 2:32:16	2:40:52
27	NZL	O'Connor, Mary	18:25 1:31:01	35:58 1:51	53:14 2:11:40	1:11:49 2:32:41	2:41:22
28	IRL	May, Carey	18:25 1:35:15	36:33 1:54	55:09 2:13:46	1:13:57 2:33:16	2:41:27
29	BEL	Peeters, Francine	18:33 1:30:59	36:40 1:51	54:10 2:12:11	1:12:04 2:33:42	2:42:22
30	ISR	Shmueli, Zehava	18:25 1:32:19	36:26 1:52	54:10 2:12:21	1:13:06 2:33:26	2:42:27
31	HRG	Ng, Lai-Chu	19:00 1:34:15	37:36 1:54	55:38 2:14:09	1:14:42 2:34:07	2:42:38
32	CHI	Regonesi, Monica	18:58 1:35:24	37:58 1:56	56:32 2:16:14	1:15:40 2:36:32	2:44:44
33	PUR	Nazario, Naydi	19:03 1:36:02	38:18 1:56	56:32 2:16:32	1:15:58 2:37:19	2:45:49
34	HKG	Gordon, Yuko	18:34 1:31:47	36:42 1:52	54:06 2:13:08	1:12:44 2:35:47	2:46:12
35	PER	Guevara, Ena	19:00 1:34:32	37:52 1:55	55:51 2:15:47	1:14:49 2:36:16	2:46:50
36	USA	Brown, Julie	18:21 1:27:57	35:26 1:48	52:37 2:09:47	1:09:58 2:36:13	2:47:33
37	SUI	Andersen-Scheiss, Gabriel	18:25 1:31:22	36:23 1:50	54:04 2:09:29	1:12:36 2:31:59	2:48:42
38	POR	Borrallho, Rita	19:50 1:38:51	39:57 1:59	59:15 2:19:55	1:18:57 2:42:00	2:50:58
39	POR	Ferreira, Maria	19:50 1:38:51	39:57 1:59	59:15 2:19:54	1:18:57 2:42:00	2:50:58
40	MEX	Cardenas, Maria	18:39 1:35:17	37:21 1:57	55:24 2:18:28	1:14:41 2:41:33	2:51:03
41	MEX	Ronquillo, Maria	18:57 1:34:43	37:51 1:55	56:00 2:17:08	1:14:56 2:40:44	2:51:04
42	BOL	Wright, Nelly	19:05 1:35:56	38:16 1:57	56:29 2:18:40	1:15:49 2:41:51	2:51:35
43	KEN	Wagaki, Mary	18:26 1:33:18	36:30 1:55	54:31 2:18:18	1:13:33 2:43:16	2:52:00
44	BRA	Mendonca, Eleonora	19:19 1:38:18	38:59 1:59	57:46 2:20:40	1:17:43 2:43:46	2:52:19
	NGR	Mbanugo, Ifeoma	19:50 1:44:34	40:44 2:08	1:00:56 2:36:10	1:22:22 2:57:07	DNF
	JPN	Masuda, Akemi	18:26 18:26	36:54 36:54	55:07 55:07		DNF
	CAN	Gareau, Jacqueline	18:24 1:30:23	35:52 1:51	52:38 54:06	1:10:47	DNF
	USA	Ishphoring, Julie	18:25 18:25	36:13 36:13	54:06		DNF
	NZL	Audain, Anne	18:21 1:27:22	35:50 1:45:13	52:37	1:09:58	DNF
	HON	Diaz De Cano, Leda	26:20 26:20	54:11	1:21:21	1:49:51	DNF

TEMPERATURE 27C 80F

*Race-in-Review: Joan Benoit (USA) took an early lead and stretched her six second lead at five km to 51 seconds at 15 km. The second pack included Grete Waitz (NOR), Lorraine Moller (NZL), Sylvie Ruegger (CAN), Lisa Martin (AUS), Priscilla Welch (GBR), Ingrid Kristiansen (NOR), and Rosa Mota (POR). Benoit extended her advantage to nearly two minutes by 25 km and won the gold medal by 1:26 over Waitz. Mota finished strongly for the bronze medal ahead of Kristiansen.*

*Comp te rendu: Joan Benoit (USA) prenait la tête; de 6 secondes aux 5 km, son avance s'accroissait à 51 secondes aux 15 km. Le peloton des seconds comprenait Grete Waitz (NOR), Lorraine Moller (NZL), Sylvie Ruegger (CAN), Lisa Martin (AUS), Priscilla Welch (GBR), Ingrid Kristiansen (NOR) et Rosa Mota (POR). Aux 25 km, Benoit avait accru son avance à près de 2 minutes et gagnait la médaille d'or avec 1 minute 26 secondes d'avance sur Waitz. Mota finissait très fort pour gagner la médaille de bronze devant Kristiansen.*

**Women/100MHurdles**  
Round 1 Heat 1 / Aug. 09**Femmes/100mhaies**  
Tour éliminatoire 1 serie 1 / 09 Aout

The first 3 and next 4 fastest overall qualify for the semi-final  
Les 3 premiers et les 4 meilleurs temps se qualifient pour la demi-finale

RANK	LANE	NAME	CTRY	RESULT
RANG	COUL			RESULTAT
1	4	Fitzgerald-Brown, Benita	USA	13.13 Q
2	2	Chardonnet, Michele	FRA	13.32 Q
3	7	Danville, Sharon	GBR	13.46 Q
4	3	Ngambi, Cecile	CMR	13.64 Q
5	5	Nelson, Karen	CAN	13.77
6	6	Ingiro, Barbra	NGU	15.39

WIND/VENT -1.3M/SEC TEMPERATURE 27C 80F

**Women/100MHurdles**  
Round 1 Heat 2 / Aug. 09**Femmes/100mhaies**  
Tour éliminatoire 1 serie 2 / 09 Aout

RANK	LANE	NAME	CTRY	RESULT
RANG	COUL			RESULTAT
1	2	Strong, Shirley	GBR	12.66 Q
2	5	Oker, Edith	FRG	13.14 Q
3	3	Nunn, Glynis	AUS	13.29 Q
4	6	Hunter, Sophia	JAM	13.44 Q
5	4	Liu, Huajin	CHN	13.64 Q
6	7	Pantazi, Elisavet	GRE	14.20
	8	Garcia, Esmeralda	BRA	DNS

WIND/VENT +2.8M/SEC TEMPERATURE 27C 80F

**Women/100MHurdles**  
Round 1 Heat 3 / Aug. 09**Femmes/100mhaies**  
Tour éliminatoire 1 serie 3 / 09 Aout

RANK	LANE	NAME	CTRY	RESULT
RANG	COUL			RESULTAT
1	7	Denk, Ulrike	FRG	13.32 Q
2	2	Turner, Kim	USA	13.33 Q
3	6	Savigny, Marie Noelle	FRA	13.36 Q
4	4	Malgadey-Forgrave, Sylvia	CAN	13.47 Q
5	3	Aksu, Bemra	TUR	13.96
	5	Tuisorisori, Miriama	FIJ	DNS

WIND/VENT -1.2M/SEC TEMPERATURE 27C 80F

**Women/100MHurdles**  
Round 1 Heat 4 / Aug. 09**Femmes/100mhaies**  
Tour éliminatoire 1 serie 4 / 09 Aout

RANK	LANE	NAME	CTRY	RESULT
RANG	COUL			RESULTAT
1	2	Page, Pamela	USA	13.32 Q
2	6	Usifo, Maria	NGR	13.54 a
3	5	Kameli, Sue	CAN	13.72 Q
4	4	Capotosto, Beatriz	ARG	13.90
5	3	Elloy, Laurence	FRA	13.96
	7	Schumann-Lottman, Christa	GUA	DNS

WIND/VENT -0.7M/SEC TEMPERATURE 27C 80F

**Women/100MHurdles**  
Semi-Final Heat 1 / Aug. 10**Femmes/100mhaies**  
Demi-finales serie 1 / 10 Aout

The first 4 qualify for the final  
Les 4 premiers se qualifient pour la finale

RANK	LANE	NAME	CTRY	RESULT
RANG	COUL			RESULTAT
1	4	Turner, Kim	USA	13.11 Q
2	2	Strong, Shirley	GBR	13.16 Q
3	3	Savigny, Marie Noelle	FRA	13.30 Q
4	1	Page, Pamela	USA	13.36 Q
5	6	Oker, Edith	FRG	13.37
6	8	Malgadey-Forgrave, Sylvia	CAN	13.42
7	7	Ngambi, Cecile	CMR	13.70
a	5	Hunter, Sophia	JAM	13.64

WIND/VENT -0.2M/SEC TEMPERATURE 28C 82F

**Women/100MHurdles**  
Semi-Final Heat 2 / Aug. 10**Femmes/100mhaies**  
Demi-finale serie 2 / 10 Aout

RANK	LANE	NAME	CTRY	RESULT
RANG	COUL			RESULTAT
1	6	Fitzgerald-Brown, Benita	USA	12.96 Q
2	4	Chardonnet, Michele	FRA	13.09 Q
3	1	Nunn, Glynis	AUS	13.14 Q
4	a	Denk, Ulrike	FRG	13.20 Q
5	5	Danville, Sharon	GBR	13.35
6	3	Usifo, Maria	NGR	13.52
7	2	Liu, Huajin	CHN	13.57
8	7	Kameli, Sue	CAN	13.65

WIND/VENT +1.2M/SEC TEMPERATURE 28C 82F

**Women/100MHurdles**  
Final / Aug. 10**Femmes/100mhaies**  
Finale / 10 Aout

RANK	LANE	NAME	CTRY	RESULT
RANG	COUL			RESULTAT
1	4	Fitzgerald-Brown, Benita	USA	12.84
2	7	Strong, Shirley	GBR	12.66
3	6	Turner, Kim	USA	13.06
	5	Chardonnet, Michele	FRA	13.06
5	1	Nunn, Glynis	AUS	13.20
6	8	Savigny, Marie Noelle	FRA	13.28
7	3	Denk, Ulrike	FRG	13.32
a	2	Page, Pamela	USA	13.40

WIND/VENT -0.7M/SEC TEMPERATURE 24C 75F

Race-in-Review: Ulrike Denk (FRG) was the early leader followed by Kim Turner (USA) and Shirley Strong (GBR). By midrace, Strong was clearly the leader, followed by Benita Fitzgerald (USA) and Turner. Fitzgerald took the lead for good by the ninth hurdle to narrowly win the gold medal from Strong. Turner shared the bronze medal with the late-charging Michele Chardonnet (FRA).  
Compte rendu: Ulrike Denk (FRG) était la plus rapide à partir et devançait Kim Turner (USA) et Shirley Strong (GBR). A mi-course, Strong menait nettement, suivie de Benita Fitzgerald (USA) et Turner. Fitzgerald prenait définitivement le commandement à la 9e haie pour gagner la médaille d'or devant Strong. Turner partageait la médaille de bronze avec Michele Chardonnet (FRA) qui avait remonté dans les derniers mètres.

**Women/400MHurdles**  
Round 1 Heat 1 / Aug. 05**Femmes/400mhaies**  
Tour éliminatoire 1 serie 1 / 05 Aout

The first 4 qualify for semi-final  
Les 4 premiers se qualifient pour la demi-finale

RANK	LANE	NAME	CTRY	RESULT
RANG	COUL			RESULTAT
1	8	Brown, Judi	USA	55.97 Q
2	2	Usha, P. T.	IND	56.81 Q
3	3	Flintoff, Debbie	AUS	57.20 Q
4	4	Helander, Tuija	FIN	57.22 Q
5	7	Lai, Lih-Jiau	TPE	58.54
6	1	Vazquez, Alma	MEX	60.86

TEMPERATURE 27C 80F

**Women/400MHurdles**  
Round 1 Heat 2 / Aug. 05**Femmes/400mhaies**  
Tour éliminatoire 1 serie 2 / 05 Aout

RANK	LANE	NAME	CTRY	RESULT
RANG	COUL			RESULTAT
1	5	El Moutawakel, Nawal	MAR	56.49 Q
2	7	Barksdale, Sharieffa	USA	56.89 Q
3	6	Farmer, Sandra	JAM	57.06 Q
4	3	Taylor, Gladys	GBR	57.64 Q
5	2	Grime, Lynnette	NZL	56.02
6	4	Wright, Dana	CAN	56.17

TEMPERATURE 27C 80F

**Women/400MHurdles**  
Round 1 Heat 3 / Aug. 05**Femmes/400mhaies**  
Tour éliminatoire 1 serie 3 / 05 Aout

RANK	LANE	NAME	CTRY	RESULT
RANG	COUL			RESULTAT
1	6	Commandeur, Olga	HOL	56.67 Q
2	4	Cojocar, Cristina	ROW	56.94 Q
3	7	Kyalisima, Ruth	UGA	57.38 Q
4	8	Cirulli, Giuseppina	ITA	57.49 Q
5	2	Dwyer-Brown, Overill	JAM	58.42
6	5	Wright-Scott, Angela	USA	59.77
7	3	De La Cruz, Agripina	PHI	62.70

TEMPERATURE 27C 80F

**Women/400MHurdles**  
Round 1 Heat 4 / Aug. 05**Femmes/400mhaies**  
Tour éliminatoire 1 serie 4 / 05 Aout

RANK	LANE	NAME	CTRY	RESULT
RANG	COUL			RESULTAT
1	a	Skoglund, Ann Louise	SWE	55.75 Q
2	2	Usifo, Maria	NGR	57.78 Q
3	7	Morley, Susan	GBR	56.71 Q
4	6	Page, Andrea	CAN	59.09 Q
5	5	Valsamma, M. D.	IND	60.03
6	4	Blackman, Cheryl	BAR	61.19
7	3	Parr, Mary	IRL	61.66

TEMPERATURE 27C 80F



**Women/400MHurdles**  
Semi-Final Heat 1 / Aug. 06

**Femmes/400mhaies**  
Demi-finale serie 1 / 06 Aout

The first 4 qualify for the final  
Les 4 premiers se qualifient pour la finale

RANK	LANE	NAME	CTRY	RESULT
RANG	COUL			RESULTAT
1	7	Skoglund, Ann Louise	SWE	55.17 Q
2	4	Cojocar, Cristina	ROM	55.24 Q
3	2	El Moutawakel, Nawal	MAR	55.65 Q
4	1	Farmer, Sandra	JAM	56.05 Q
5	3	Barksdale, Shariieffa	USA	56.19
6	5	Cirulli, Giuseppina	ITA	56.45
7	8	Morley, Susan	GBR	56.67
8	6	Page, Andrea	CAN	57.89

TEMPERATURE 26C 82F

**Women/400Hurdles**  
Semi-Final Heat 2 / Aug. 06

**Femmes/400mhaies**  
Demi-finale serie 2 / 06 Aout

RANK	LANE	NAME	CTRY	RESULT
RANG	COUL			RESULTAT
1	2	Usha, P. T.	IND	55.54 Q
2	7	Brown, Judi	USA	55.97 Q
3	3	Flintoff, Debbie	AUS	56.24 Q
4	6	Helander, Tuija	FIN	56.59 Q
5	1	Taylor, Gladys	GBR	56.72
6	a	Commandeur, Olga	HOL	57.01
7	4	Kyalisima, Ruth	UGA	57.02
a	5	Usifo, Maria	NGR	56.55

TEMPERATURE 26C 82F

**Women/400MHudes**  
Final Aug. 08

**Femmes/400mhaies**  
Finale / 08 Aout

RANK	LANE	NAME	CTRY	RESULT
RANG	COUL			RESULTAT
1	3	El Moutawakel, Nawal	MAR	54.61
2	a	Brown, Judi	USA	55.20
3	2	Cojocar, Cristina	ROM	55.41
4	5	Usha, P. T.	IND	55.42
5	1	Skoglund, Ann Louise	SWE	55.43
6	6	Flintoff, Debbie	AUS	56.21
7	7	Helander, Tuija	FIN	56.55
a	4	Farmer, Sandra	JAM	57.15

TEMPERATURE 26C 85F

*Race-in-Review: Nawal El Moutawakel (MAR) led her rivals from the first hurdle and never relinquished her advantage. Debbie Flintoff (AUS) and Ann-Louise Skoglund (SWE) were her closest pursuers but both faltered in the stretch. Judi Brown (USA) finished very strongly for the silver medal and Cristina Cojocar (ROM) won the bronze medal in an exciting battle with P. T. Usha (IND) and Skoglund.  
Compte rendu: Nawal El Moutawakel (MAR) menait toutes ses rivales dès la 1ère haie et n'abandonnait jamais son avantage. Debbie Flintoff (AUS) et Ann-Louise Skoglund (SWE) étaient ses poursuivantes les plus proches mais routes deux faiblissaient dans la ligne droite. Judi Brown (USA) finissait très fort pour gagner la médaille d'argent et Cristina Cojocar u(ROM) remportait la médaille de bronze, non sans devoir se battre de très belle façon contre P T: Usha (IND) et Skoglund.*

**Women / 4 X 1 0 0 M**  
Round 1 Heat 1 / Aug. 11

**Femmes / 4 x 1 0 0 m**  
Tour éliminatoire 1 serie 1 / 11 Aout

First 3 and 2 next fastest overall qualify for the final  
Les 3 premiers et les 2 meilleurs temps se qualifient pour la finale

RANK	LANE	CTRY	NAME	RESULT
RANG	COUL			RESULTAT
1	2	JAM	Burke, Janet Jackson, Grace Findlay, Veronica Ottey-Page, Merlene (10.16)	43.05 Q
2	3	GBR	Jacobs, Simone Cook, Kathryn Callender, Beverley Oakes, Heather (10.69)	43.47 Q
3	5	FRA	Bacoul, Rose Aimee Gaschet, Liliane Loyal, Marie France Naigre, Raymonde (10.62)	43.64 Q
4	4	BAH	Clarke, Eldece Davis, Pauline Greene, Debbie Fowler, Oralee (10.74)	44.15 Q
5	6	THA	Sripet, Ratjai Tangjitnusom, Wallapa Patarach, Jaree Panyapuek, Wassana (10.96)	45.62

TEMPERATURE 27C 80F

**Women / 4 X 1 0 0 M**  
Round 1 Heat 2 / Aug. 11

**Femmes/4X100m**  
Tour éliminatoire 1 serie 2 / 11 Aout

RANK	LANE	CTRY	NAME	RESULT
RANG	COUL			RESULTAT
1	6	USA	Brown, Alice Bolden, Jeanette Cheeseborough, Chandra Ashford, Evelyn (10.23)	42.59 Q
2	4	CAN	Bailey, Angela Payne, Manta Taylor, Angella Gareau, France (10.95)	43.53 Q
3	5	FRG	Oker, Edith Schabinger, Michaela Gaugel, Heide Thimm,Ute (11.22)	44.30 Q
4	3	TRI	Bernard, Janice Forde, Gillian Hope-Washington, Ester Williams, Angela (10.63)	44.78 Q
5	7	GHA	Armah, Grace Mensah, Mary Quartey, Cynthia Wiredu, Doris (10.99)	45.20
6	2	GAN	Jawo, Jabou Ndow, Amie Decker, Victoria Freeman, Georgiana (11.67)	47.18

TEMPERATURE 27C 80F

**Women / 4 X 1 0 0 M**  
Final / Aug. 11

**Femmes/4x100m**  
Finale/ 11 Aout

RANK	LANE	CTRY	NAME	RESULT
RANG	COUL			RESULTAT
1	5	USA	Brown, Alice (10.36) Bolden, Jeanette (10.18) Cheeseborough, Chandra(10.32) Ashford, Evelyn (9.77)	41.65
2	6	CAN	Bailey, Angela Payne, Manta Taylor, Angella Gareau, France (10.57)	42.77
3	1	GBR	Jacobs, Simone Cook, Kathryn Callender, Beverley Oakes, Heather (10.36)	43.11
4	8	FRA	Bacoul, Rose Aimee Gaschet, Liliane Loyal, Mane France Naigre, Raymonde (10.46)	43.15
5	7	FRG	Oker, Edith Schabinger, Michaela Gaugel, Heide Thimm, Ute (10.49)	43.57
6	3	BAH	Clarke, Eldece Davis, Pauline Greene, Debbie Fowler, Oralee (10.77)	44.18
7	4	TRI	Bernard, Janice Forde, Gillian Hope-Washington, Ester Williams, Angela (10.50)	44.23
8	2	JAM	Cuthbert, Juliette Jackson, Grace Findlay, Veronica Ottey-Page, Merlene (15.27)	53.54

TEMPERATURE 26C 82F

*Race-in-Review: A fine start by Alice Brown gave the USA an early advantage over Canada and France. Jeanette Bolden maintained the narrow advantage over Canada and Chandra Cheeseborough lengthened the margin on the third leg. Evelyn Ashford extended the gap over Canada down the homestretch while Heather Oakes outsprinted Raymonde Naigre to bring Great Britain home third just in front of France.  
Compte rendu: L'excellent départ d'Alice Brown permettait aux Etats-Unis de mener devant le Canada et la France. Jeanette Bolden maintenait cette légère avance sur le Canada et Chandra Cheeseborough accroissait cette avance au tours du 3e relais. Evelyn Ash ford creusait l'écart sur le Canada au tours de la ligne droite, tandis que Heather Oakes battait Raymonde Naigre sur le fil, permettant à la Grande-Bretagne d'acquérir la médaille de bronze en devançant la France.*



**Women/4X400M**  
Round 1 Heat 1 / Aug. 10

**Femmes/4X400m**  
Tour éliminatoire 1 serie 1 / 10 Aout

The first 3 and 2 next fastest overall qualify for the final  
Les 3 premiers et les 2 meilleurs temps se qualifient pour la finale

RANK	LANE	CTRY	NAME	TIME	RESULT
RANG	COUL			TEMPS	RESULTAT
1	4	USA	Leatherwood, Lillie Howard, Sherri Dixon, Diane Howard, Denean	51.68 49.93 50.24 50.97	3:22.82 Q
2	2	JAM	Oliver, Ilrey Ratray, Cathy Thomas, Andrea Jackson, Grace	52.17 51.77 50.85 51.77	3:26.56 Q
3	3	GBR	Scutt, Michelle Barnett, Helen Taylor, Gladys Hoyte-Smith, Joslyn	52.32 52.47 51.12 51.17	3:27.68 Q
4	5	INB	Valsamma, M. D. Rao, Vandana Abraham, Shinx K. Usha, P. T.	55.00 54.28 52.94 51.63	3:33.85 Q
5	6	PUR	Mathieu, Evelyn De Jesus, Madeline Lind, Angelita Mathieu, Mane Lande	56.40 54.71 53.69 53.19	3:37.39 Q

TEMPERATURE 24C 75F

**Women/4X400M**  
Round 1 Heat 2 / Aug. 10

**Femmes/4X400m**  
Tour éliminatoire 1 serie 2 / 10 Aout

RANK	LANE	CTRY	NAME	TIME	RESULT
RANG	COUL			TEMPS	RESULTAT
1	5	ITA	Lombardo, Patrizia Campana, Cosetta Cirulli, Giuseppina Rossi, Erica	53.76 52.50 53.49 52.80	3:32.55 Q
2	2	FRG	Sussiek, Chritina Schulte-Mattler, Heike Leistenschneider, Nicole Bussmann, Gaby	53.16 53.08 54.72 52.67	3:33.63 Q
3	4	CAN	Wright, Dana Richardson, Jillian Crooks, Charmaine Payne, Marita	54.60 52.02 54.08 53.08	3:33.78 Q
4	6	ANT	Joseph, Joycelyn Charles, Ruperta Stevens, Monica Bryan, Laveme	53.91 53.25 55.61 56.55	3:39.32
5	3	GHA	Appiah, Martha Addy, Mercy Mensah, Mary Bakari, Grace	54.90 56.69 53.73 55.06	3:40.38

TEMPERATURE 24C 75F

**Women/4X400M**  
Final / Aug. 11

**Femmes/4X400m**  
Finale / 11 Aout

RANK	LANE	CTRY	NAME	TIME	RESULT
RANG	COUL			TEMPS	RESULTAT
1	8	USA	Leatherwood, Lillie Howard, Sherri Brisco-Hooks, Valerie Cheeseborough, Chandra	50.50 48.83 49.23 49.73	3:18.29 <b>QPP</b>
2	5	CAN	Crooks, Charmaine Richardson, Jillian Killingbeck, Molly Payne, Marita	50.30 50.22 50.62 50.07	3:21.21
3	4	FRG	Schulte-Mattler, Heike Thimm, Ute Gaugel, Heide Bussmann, Gaby	51.73 56.25 56.65 50.35	3:22.98
4	2	GBR	Scutt, Michelle Barnett, Helen Taylor, Gladys Hoyte-Smith, Joslyn	51.92 51.31 51.32 50.96	3:25.51
5	1	JAM	Oliver, Ilrey Green, Cynthia Ratray, Cathy Jackson, Grace	51.82 51.89 51.53 52.27	3:27.51

RANK	LANE	CTRY	NAME	TIME	RESULT
RANG	COUL			TEMPS	RESULTAT
6	3	ITA	Lombardo, Patrizia Campana, Cosetta Masullo, Marisa Rossi, Erica	53.16 52.74 52.41 52.51	3:30.82
7	6	IND	Valsamma, M. D. Rao, Vandana Abraham, Shinx K. Usha, P. T.	54.70 54.15 51.89 51.75	3:32.49
7	7	PUR	Mathieu, Evelyn De Jesus, Madeline Lind, Angelita Mathieu, Marie Lande		DNS

TEMPERATURE 28C 82F

*Race-in-Review: Charmaine Crooks ran the fastest first leg to give Canada the lead over the USA, FRG and Great Britain. Sherri Howard and Valerie Brisco-Hooks ran outstanding second and third laps to give the USA a two and one-half second lead over Canada while the FRG and Great Britain continued to fight for third place. Chandra Cheeseborough brought the USA in first. Marita Payne anchored Canada to the second spot it had held most of the race while Gaby Bussman (FRG) out finished Joslyn Hoyte-Smith (GBR) to secure the bronze medal.*

*Compte rendu: Charmaine Crooks accomplissait le plus rapide premier relais et permettait au Canada de mener devant les Etats-Unis, la République Fédérale d'Allemagne et la Grande-Bretagne. Sherri Howard et Valerie Brisco-Hooks couraient de merveilleux second et 3e relais pour donner aux Etats-Unis une avance de 2 secondes 1/2 sur le Canada tandis que la République Fédérale d'Allemagne et la Grande-Bretagne continuaient de se battre pour la 3e place. Chandra Cheeseborough assurait la victoire pour les Etats-Unis. Marita Payne main tenait le Canada à la 2e place qu'il avait occupée pendant la plus grande partie de la course tandis que Gaby Bussman (FRG) battait Joslyn Hoyte-Smith (GBR) pour la médaille de bronze.*

# Athletics

# Athlétisme

## Women/High Jump Qualifying Group 1 / Aug. 09

## Femmes/saut en hauteur Qualification groupe 1 / 09 Aout

Minimum 12 athletes plus ties for 12th place qualify; Qual. 1.90m/6'23/4"  
Minimum 12 et les athletes ex aequo pour la 12 eme place se qualifient

RANK	NAME	CTRY	ORDER	HEIGHT OF THE BAR/ ORDRE HAUTEUR DE LA BARRE	RESULTS RESULTATS
				170 175 180 184 187 190	
1	Ewanje-Epee, Maryse	FRA	6	- - 0 0 0 0	1.90 (6'2 3/4") Q
	Redetzky, Heike	FRG	10	0 0 0 0 0 0	1.90 (6'2 3/4") Q
	Stanton, Christine	AUS	12	- - 0 0 0 0	1.90 (6'2 3/4") Q
4	Yang, Wenqin	CHN	4	- - 0 x 0 0 x 0	1.90 (6'2 3/4") Q
	Brill, Debbie	CAN	11	- - 0 x0 0 x0	1.90 (6'2 3/4") Q
6	Ritter, Louise	USA	5	- - 0 0 xx0 x0	1.90 (6'2 3/4") Q
7	Vasile, Niculina	ROM	1	- 0 0 0 0 xx0	1.90 (6'2 3/4") Q
8	Holzapfel, Brigitte	FRG	3	0 0 0 0 x0 xx0	1.90 (6'2 3/4") Q
9	Lapajne, Lidija	YUG	14	- 0 0 0 x0 xxx	1.87 (6'1 1/2")
10	Sato, Megumi	JPN	7	0 0 0 0 x0 xxx	1.84 (6'1/2")
11	Simpson, Judy	GBR	13	- 0 0 xx0 xxx	1.64 (6'1/2")
12	Rougeron, Brigitte	FRA	9	- x0 0 xx0 xxx	1.64 (6'1/2")
13	Agront, Laura	PUR	2	0 0 0 0 xxx	1.80 (5'10 3/4")
14	Gisladottir, Thordis	ISL	15	- 0 x0 xxx	1.80 (5'10 3/4")
15	Liu, Yen-Chiu	TPE	8	x0 xxx	1.70 (5'7")

TEMPERATURE 27C 80F

## Women/High Jump Qualifying Group 2 / Aug. 09


## Femmes/saut en hauteur Qualification groupe 2 / 09 Aout

RANK	NAME	CTRY	ORDER	HEIGHT OF THE BAR/ ORDRE HAUTEUR DE LA BARRE	RESULTS RESULTATS
				170 175 180 184 187 190	
1	Meyfarth, Ulrike	FRG	4	- 0 0 0 0 0 0	1.90 (6'2 3/4") Q
	Huntley, Joni	USA	5	- 0 x0 x0 0 0 0	1.90 (6'2 3/4") Q
	Spencer, Pamela	USA	9	- 0 0 0 0 x0 0	1.90 (6'2 3/4") Q
	Simeoni, Sara	ITA	15	- - 0 0 0 0 0 0	1.90 (6'2 3/4") Q
5	Elliott, Diana	GBR	3	- 0 0 0 0 0 x0	1.90 (6'2 3/4") Q
	Browne, Vanessa	AUS	11	- 0 0 x0 x0 x0	1.90 (6'2 3/4") Q
7	Zheng, Dazhen	CHN	1	- 0 0 0 0 xx0	1.90 (6'2 3/4") Q
8	Fukumitsu, Hisayo	JPN	7	0 0 0 x0 x0 xxx	1.87 (6'1 1/2")
9	Ge, Ping	CHN	10	- x0 xx0 xx0 xxx	1.84 (6'1/2")
10	Soetewey, Maria-Christine	BEL	12	- 0 0 xxx	1.80 (5'10 3/4")
11	Arigoni, Liliana	ARG	2	- 0 x0 xxx	1.80 (5'10 3/4")
12	Mozun, Isabel	ESP	14	0 0 xxx	1.75 (5.8 3/4")
13	Reid, Brigitte	CAN	6	0 xxx	1.70 (5'7")
	Senghor, Constance	SEN	8	0 xxx	1.70 (5'7")
	Wijnsma, Marjon	HOL	13		DNS

TEMPERATURE 26C 82F

## Women/High Jump Final / Aug. 10

## Femmes/saut en hauteur Finale / 10 Aout

RANK	NAME	CTRY	ORDER	HEIGHT OF THE BAR/ ORDRE HAUTEUR DE LA BARRE	RESULTS RESULTATS
				175 180 185 188 191 194 197 200 202 207	
1	Meyfarth, Ulrike	FRG	9	- 0 0 0 0 0 x0 0 0 xxx	2.02 (6'7 1/2") 
2	Simeoni, Sara	ITA	2	- 0 0 - 0 0 0 x0 0 xxx	2.00 (6'6 3/4")
3	Huntley, Joni	USA	10	- 0 x0 0 0 0 x0 x0 xxx	1.97 (6'5 1/2")
4	Ewanje-Epee, Maryse	FRA	12	- 0 0 0 0 0 0 xxx	1.94 (6'4 1/4")
5	Brill, Debbie	CAN	4	- 0 0 0 0 xx0 0 xxx	1.94 (6'4 1/4")
6	Browne, Vanessa	AUS	1	0 0 0 xx0 x0 0 x0 xxx	1.94 (6'4 1/4")
7	Zheng, Dazhen	CHN	7	- 0 0 0 0 0 xxx	1.91 (6'3 1/4")
a	Ritter, Louise	USA	13	- 0 x0 x0 0 0 xxx	1.91 (6'3 1/4")
9	Elliott, Diana	GBR	8	- 0 0 0 0 xxx	1.88 (6'2")
	Yang, Wenqin	CHN	11	- 0 0 0 0 xxx	1.88 (6'2")
11	Redetzky, Heike	FRG	3	- 0 0 xxx	1.85 (6'3/4")
	Spencer, Pamela	USA	5	- - 0 - xxx	1.85 (6'3/4")
	Stanton, Christine	AUS	6	- 0 0 0 xxx	1.85 (6'3/4")
	Vasile, Niculina	ROM	14	- 0 0 - xxx	1.85 (6'3/4")
	Holzapfel, Brigitte	FRG	15	0 0 0 xxx	1.85 (6'3/4")

TEMPERATURE 26C 82F

## Women/Long Jump Qualifying Group 1 / Aug. 08

## Femmes/saut en longueur Qualification groupe 1 / 08 Aout

Minimum 12 athletes plus ties for 12th place qualify; Qual. 6.50m/21'4"  
Minimum 12 et les athletes ex aequo pour la 12eme place se qualifient

RANK	NAME	CTRY	ORDER	JUMPS/SAUTS	RESULTS RESULTATS
				1 2 3	
1	Joyner, Jackie	USA	8	- 6.76 * +0.7	6.76 (22'2 1/4") Q
2	Stanciu, Anisoara	ROM	10	6.69 * * +0.9	6.69 (21'11 1/2") Q
3	Lorraway, Robyn	AUS	11	6.61 * * -1.2	6.61 (21.8 1/4") Q
4	Garden, Linda	AUS	7	6.49 6.22 6.00 +1.2 -0.6 -1.1	6.49 (21'3 1/2") Q
5	Scott, Dorothy	JAM	4	6.16 6.02 6.47 -0.5 -0.3 +0.5	6.47 (21'2 3/4") Q
6	Inniss, Jennifer	GUY	9	5.76 6.17 5.84 -0.6 +0.4 -1.5	6.17 (20'3")
7	Bentzur, Maya	ISR	3	6.07 6.04 6.03 -0.9 -0.9 -1.8	6.07 (19'11")
a	Geremias, Conceicao	BRA	12	- 5.81 6.04 +1.5 -1.3	6.04 (19'9 3/4")
9	Muros, Elma	PHI	2	5.57 5.64 9.6 +0.3	5.64 (18'6")
10	De Jesus, Madeline	PUR	6	5.53 5.63 5.58 -0.5 +0.8 +0.4	5.63 (18'5 3/4")
11	Phenglaor, Sarinee	THA	1	5.38 5.47 *0.8 -0.2 +1.3	5.51 (18'1")
	Hidding, Tineke	HOL	5		DNS

## Women/Long Jump Qualifying Group 2 / Aug. 08

## Femmes/saut en longueur Qualification groupe 2 / 08 Aout

RANK	NAME	CTRY	ORDER	JUMPS/SAUTS	RESULTS RESULTATS
				1 2 3	
1	Heamshaw, Susan	GBR	6	6.64 * * +0.9	6.64 (21'9 1/2") Q
2	Ionescu, Vali	ROM	9	6.32 6.60 * -1.4 +0.5	6.60 (21'8") Q
3	Lewis, Carol	USA	a	- 6.55 * -0.4	6.55 (21'6") Q
4	Nunn, Glynis	AUS	4	6.23 6.41 6.28 +0.2 -0.8 +1.2	6.41 (21'11/2") Q
5	Thacker, Angela	USA	7	6.36 - 6.13 +2.1 -0.4	6.36 (20'10 1/2") Q
6	Dancetovic, Snezana	YUG	10	6.21 6.06 6.22 +1.4 +0.9 -0.7	6.22 (20'5") Q
7	Ferguson, Shonel	BAH	5	- 6.19 - -1.5	6.19 (20'3 3/4") Q
8	Liao, Wenfen	CHN	3	6.16 5.96 6.00 +1.6 -1.2 -1.2	6.16 (20'2 1/2")
	Tannander, Annette	SWE	11	- 6.05 6.16 +2.7 -0.2	6.16 (20'2 1/2")
10	Bartholomew, Jhointh	GRN	2	6.07 5.84 5.77 +1.5 +1.1 +0.9	6.07 (19'11")
11	Garcia, Esmeralda	BRA	12	- 6.01 - +0.1	6.01 (19'8 3/4")
12	Wirtz, Marie Ange	SEY	1	5.21 5.15 5.10 -0.1 +1.3 -0.9	5.21 (17'1 1/4")

## Women/Long Jump Final/Aug. 09

## Femmes/saut en longueur Finale / 09 Aout

RANK	NAME	CTRY	ORDER	JUMPS/SAUTS	RESULTS RESULTATS
				1 2 3 4 5 6	
1	Stanciu, Anisoara	ROM	5	6.80 6.68 - 6.96 6.89 - -0.4 -0.5 +0.5 +0.1	6.96 (22'10")
2	Ionescu, Vali	ROM	2	6.59 6.67 - 6.52 6.81 - +1.6 -0.4 +0.3 -1.1	6.81 (22'4 1/4")
3	Heamshaw, Susan	GBR	6	6.80 6.75 6.55 6.67 6.74 6.64 +2.4 +0.2 -1.5 +2.3 +0.1 +0.9	6.80 (22'3 3/4")
4	Thacker, Angela	USA	11	6.32 - 6.65 6.78 - 6.70 -0.3 +1.0 +2.2 -1.1	6.78 (22'3")
5	Joyner, Jackie	USA	4	- 6.72 - 6.77 - -0.3 -1.1	6.77 (22'2 1/2")
6	Lorraway, Robyn	AUS	3	- 6.67 6.43 - 6.62 6.43 +1.9 -0.1 +1.4 +0.9	6.67 (21'10 3/4")
7	Nunn, Glynis	AUS	10	6.45 6.37 6.39 * 6.53 6.27 +0.4 +0.6 +0.5 +2.1 -0.6	6.53 (21'5 1/4")
8	Ferguson, Shonel	BAH	7	6.44 6.13 - 6.41 6.20 6.31 +0.3 +0.9 +0.9 +0.3 +0.4	6.44 (21'1 1/2")
9	Lewis, Carol	USA	1	6.21 - 6.43 -1.0 -0.9	6.43 (21'1 1/4")
10	Scott, Dorothy	JAM	a	6.03 5.89 6.40 -1.1 -0.9 -0.9	6.40 (21')
11	Garden, Linda	AUS	9	- 5.89 6.30 -1.3 -1.1	6.30 (20.8")
12	Dancetovic, Snezana	YUG	12	5.28 5.88 5.88 -0.7 +0.2 +0.2	5.88 (19'3 1/2")

TEMPERATURE 22C 72F





**Women/ShotPut**  
Final / Aug. 03

**Femmes/poids**  
Finale / 03 Aout

RANK RANG	NAME	CTRY ORDRE	THROWS / LANCERS						RESULTS RESULTATS	
			1	2	3	4	5	6		
1	Losch, Claudia	FRG	1	19.97	20.31	19.33	20.06	19.96	20.46	20.46 (67'2 1/4")
2	Loghin, Mihaela	ROM	11	19.67	19.73	19.95	20.47	20.25	20.09	20.47 (67'2")
3	Martin, Gael	AUS	4	18.10	19.19	18.75	18.53	-	18.34	19.19 (62'11 1/2")
4	Oakes, Judith	GBR	9	18.14	17.76	18.01	18.08	-	17.81	18.14 (59'6 1/4")
5	Li, Meisu	CHN	8	17.37	-	17.44	17.96	17.61	17.19	17.96 (58'11 1/4")
6	Head, Venissa	GBR	7	-	17.90	-	17.37	15.59	16.40	17.90 (58.8 3/4")
7	Cady, Carol	USA	12	17.22	17.23	17.10	16.83	16.32	17.19	17.23 (56'6 1/2")
a	Craciunescu, Florenta	ROM	10	16.62	17.23	17.10	16.45	-	17.05	17.23 (56'6 1/2")
9	Griffin, Lorna	USA	2	15.87	16.08	17.00	-	-	-	17.00 (55'9 1/4")
10	Yang, Yanqin	CHN	13	16.76	16.97	16.46	-	-	-	16.97 (55.8 1/4")
11	Pagel, Ramona	USA	3	16.06	15.69	15.90	-	-	-	16.06 (52'8 1/4")
12	Ionesco, Carmen	CAN	5	14.92	15.25	14.96	-	-	-	15.25 (50'1/2")
13	Mistoul, Odette	GAB	6	14.39	-	14.59	-	-	-	14.59 (47'10 1/2")

**Women/Discus**  
Qualifying Group 1 / Aug. 10

**Femmes/disque**  
Qualification groupe 1 / 10 Aout

Minimum 12 plus ties for 12th place qualify; Qual. 55.00m/180'5"  
Minimum 12 et les athletes ex aequo pour la 12eme place se qualifient

RANK RANG	NAME	CTRY ORDRE	THROWS / LANCERS			RESULTS RESULTATS
			1	2	3	
1	Stalman, Ria	HOL	4	58.28	*	58.28 (191'2") Q
2	Craciunescu, Florenta	ROM	3	-	57.84	57.84 (189'9") Q
3	Lundholm, Ulla	FIN	9	56.44	*	56.44 (185'2") Q
4	Deniz, Leslie	USA	2	56.24	*	56.24 (184'6") Q
5	Martin, Gael	AUS	6	55.38	*	55.38 (181'8") Q
6	Head, Venissa	GBR	5	48.92	55.24	55.24 (181'3") Q
7	Jiao, Yunxiang	CHN	7	54.70	53.42	54.70 (179'5") Q
a	Van Heerden, Mariette	ZIM	8	45.74	50.54	50.54 (165'10")
9	Lewis, Marlene	JAM	1	46.26	49.00	49.00 (160'9")

TEMPERATURE 28C 83F

**Women/Discus**  
Qualifying Group 2 / Aug. 10

**Femmes/disque**  
Qualification groupe 2 / 10 Aout

RANK RANG	NAME	CTRY ORDRE	THROWS / LANCERS			RESULTS RESULTATS
			1	2	3	
1	Manecke, Ingra	FRG	1	56.20	*	56.20 (184'4") Q
2	Richie, Meg	GBR	6	50.20	56.00	56.00 (183'9") Q
3	Walsh, Patricia	IRL	8	52.54	-	54.42 (178'6") Q
4	De Snoo, Laura	USA	3	53.14	53.76	53.76 (176'4") Q
5	Griffin, Lorna	USA	7	53.16	-	53.34 (175") Q
6	Ionesco, Carmen	CAN	5	-	52.28	52.28 (171'6")
7	Ngo Nack, Agathe	CMR	4	-	38.32	38.32 (125'9")
8	Bechard, Christine	MRI	2	-	37.94	37.94 (124'6")

TEMPERATURE 26C 83F

**Women / Discus**  
Final / Aug. 11

**Femmes/disque**  
Finale/ 11 Aout

RANK RANG	NAME	CTRY ORDRE	THROWS / LANCERS						RESULTS RESULTATS	
			1	2	3	4	5	6		
1	Stalman, Ria	HOL	5	64.50	61.16	63.70	64.28	63.64	65.36	65.36 (214'5")
2	Deniz, Leslie	USA	2	62.46	-	63.36	62.60	64.66	-	64.86 (212'9")
3	Craciunescu, Florenta	ROM	4	60.68	61.42	62.96	62.08	63.64	-	63.64 (208'9")
4	Lundholm, Ulla	FIN	1	62.84	-	54.92	55.94	59.72	54.04	62.84 (206'2")
5	Ritchie, Meg	GBR	6	-	55.36	57.66	61.76	62.58	60.40	62.58 (205'4")
6	Manecke, Ingra	FRG	12	51.66	56.22	-	53.20	-	58.56	58.56 (192'1")
7	Head, Venissa	GBR	11	-	55.56	58.18	-	55.84	55.88	58.18 (190'10")
a	Martin, Gael	AUS	a	55.88	55.38	54.34	54.94	55.70	53.08	55.88 (183'4")
9	Walsh, Patricia	IRL	3	55.38	51.70	53.32	-	-	-	55.38 (181'8")
10	De Snoo, Laura	USA	7	53.74	54.84	53.88	-	-	-	54.84 (179'11")
11	Jiao, Yunxiang	CHN	10	-	53.32	-	-	-	-	53.32 (174'11")
12	Griffin, Lorna	USA	9	-	50.16	-	-	-	-	50.16 (164'7")

**Women/Javelin**  
Qualifying Group 1 / Aug. 05

**Femmes/javelot**  
Qualification groupe 1 / 05 Aout

Minimum 12 athletes plus ties for 12th place qualify; Qual. 6600m/196'10"  
Minimum 12 et les athletes ex aequo pour la 12eme place se qualifient

RANK RANG	NAME	CTRY ORDRE	THROWS / LANCERS			RESULTS RESULTATS
			1	2	3	
1	Whitbread, Fatima	GBR	11	65.30	*	65.30 (214'3") Q
2	Lillak, Tiina	FIN	10	63.30	*	63.30 (207'8") Q
3	Smith, Karin	USA	02	61.36	*	61.38 (201'4") Q
4	Thyssen, Ingrid	FRG	06	60.86	*	60.86 (199'8") Q
5	Laaksalo, Tuula	FIN	05	59.64	60.42	60.42 (198'3") Q
6	Rivers, Petra	AUS	13	54.28	59.12	59.12 (193'11") Q
7	Matsui, Emi	JPN	08	55.92	57.72	57.72 (189'4")
a	Quintavalla, Fausta	ITA	07	56.48	57.66	57.66 (189'2")
9	Tchuinte, Agnes	CMR	01	55.94	-	55.94 (183'6")
10	Suffin, Lynda	USA	03	55.70	51.36	55.92 (183'5")
11	Lee, Hui-Chen	TPE	12	51.18	52.46	52.46 (172'1")
12	Groenfeldt, Iris	ISL	04	47.34	48.70	48.70 (159'9")
13	Pace, Jennifer	MLT	09	47.92	-	47.92 (157'3")

**Women/Javelin**  
Qualifying Group 2 / Aug. 05

**Femmes/javelot**  
Qualification 2 / 05 Aout

RANK RANG	NAME	CTRY ORDRE	THROWS / LANCERS			RESULTS RESULTATS
			1	2	3	
1	Solberg, Trine	NOR	3	62.68	*	62.68 (205'8") Q
2	Laine, Helena	FIN	7	-	61.80	61.80 (202'9") Q
3	Sanderson, Tessa	GBR	1	61.58	*	61.58 (202") Q
4	Peters, Beate	FRG	2	61.56	*	61.56 (202") Q
5	Gibson, Sharon	GBR	9	60.88	*	60.88 (199'9") Q
6	Sulinski, Cathy	USA	8	54.32	-	59.00 (193'7") Q
7	Egger, Regula	SUI	4	56.32	57.80	57.88 (189'11")
8	Mori, Minori	JPN	11	46.66	56.60	56.60 (185'8")
9	Zhu, Hongyang	CHN	6	53.18	50.98	53.18 (174'6")
10	Smith, Sonia	BER	10	51.48	-	52.74 (173')
	Launa, Iamo	NGU	12	-	-	DNS
	Verouli, Anna	GRE	5	57.72	-	58.62 DQ

Note: Verouli finished seventh at 58.62 (192'4") but was subsequently disqualified as her doping tests proved positive. Verouli termina en septieme position à 58m62 avant d'être disqualifié en raison d'un résultat positif des tests de contrôle de dopage.

**Women/ Javelin**  
Final / Aug. 06

**Femmes/javelot**  
Finale / 06 Aout

RANK RANG	NAME	CTRY ORDRE	THROWS / LANCERS						RESULTS RESULTATS	
			1	2	3	4	5	6		
1	Sanderson, Tessa	GBR	8	69.56	66.56	63.68	64.84	66.86	64.10	69.56 (228'2")
2	Lillak, Tiina	FIN	12	61.14	69.00	*	*	*	*	69.00 (226'4")
3	Whitbread, Fatima	GBR	7	64.52	65.42	-	65.82	67.14	-	67.14 (220'3")
4	Laaksalo, Tuula	FIN	11	56.42	61.36	-	66.40	59.64	65.72	66.40 (217'10")
5	Solberg, Trine	NOR	2	64.52	60.90	-	-	-	-	64.52 (211'8")
6	Thyssen, Ingrid	FRG	10	61.12	63.26	55.64	55.96	60.42	56.26	63.26 (207'6")
7	Peters, Beate	FRG	1	61.84	59.90	-	61.24	57.98	62.34	62.34 (204'6")
8	Smith, Karin	USA	5	60.54	-	55.92	59.14	-	62.06	62.06 (203'7")
9	Gibson, Sharon	GBR	4	54.96	-	59.66	-	-	-	59.66 (195'9")
10	Sulinski, Cathy	USA	6	54.26	58.38	-	-	-	-	58.38 (191'6")
11	Laine, Helena	FIN	3	-	-	58.18	-	-	-	58.18 (190'10")
12	Rivers, Petra	AUS	9	55.66	56.20	-	-	-	-	56.20 (184'4")

# Athletics

## Heptathlon 100 M Hurdles Heat 1 / Aug. 03

RANK	LANE	NAME	CTRY	TIME	POINTS
RANG	COUL			TEMPS	
1	2	Tannander, Kristine	SWE	14.01	0865
2	6	Tannander, Annette	SWE	14.06	0858
3	5	Smellie, Donna	CAN	14.09	0855
4	4	Polman-Tuin, Constance	CAN	14.18	0843
5	7	Tsai, Li-Jiau	TPE	14.78	0773
6	8	Marxer, Manuela	LIE	15.18	0729
7	3	Launa, Iamo	NGU	15.43	0702

WIND/VENT -1.4 M/SEC TEMPERATURE 23C 73F

## Heptathlon 100 M Hurdles Heat 2 / Aug. 03

RANK	LANE	NAME	CTRY	TIME	POINTS
RANG	COUL			TEMPS	
1	4	Hagger, Kim	GBR	13.39	0946
2	8	Hidding, Tineke	HOL	13.70	0905
3	1	Ross Giffen, Jill	CAN	13.72	0902
4	3	Beaugeant, Chantal	FRA	13.81	0890
5	5	Picaut, Florence	FRA	13.83	0888
6	7	Wijnsma, Marjon	HOL	13.63	0875
7	2	Geremias, Conceicao	BRA	13.98	0868
8	6	Schneider, Corinne	SUI	14.12	0851

WIND/VENT -0.4M/SEC TEMPERATURE 23C 74F

## Heptathlon 100 M Hurdles Heat 3 / Aug. 03

RANK	LANE	NAME	CTRY	TIME	POINTS
RANG	COUL			TEMPS	
1	1	Nunn, Glynis	AUS	13.02	0999
2	5	Simpson, Jude	GBR	13.07	0992
3	7	Everts, Sabine	FRG	13.54	0926
4	2	Braun, Sabine	FRG	13.61	0916
5	3	Joyner, Jackie	USA	13.63	0914
6	6	Greiner, Cindy	USA	13.71	0903
7	8	Dressel, Birgit	FRG	14.05	0860
8	4	Anderson, Jodi	USA	14.40	0817

WIND/VENT -1.5M/SEC TEMPERATURE 23C 75F

## Heptathlon High Jump Group 1 / Aug. 03

RANK	NAME	CTRY	START	RESULT	POINTS	
RANG			DEPART	RESULTAT		
1	Nunn, Glynis	AUS	11	1.80	(5-10¼)	1031
2	Picaut, Florence	FRA	9	1.80	(5-10¼)	1031
3	Braun, Babine	FRG	5	1.80	(5-10¼)	1031
4	Tsai, Li-Jiau	TPE	10	1.74	(5-8½)	0974
5	Hidding, Tineke	HOL	6	1.74	(5-8½)	0974
6	Ross Giffen, Jill	CAN	2	1.68	(5-6)	0915
6	Beaugeant, Chantal	FRA	3	1.68	(5-6)	0915
8	Smellie, Donna	CAN	1	1.68	(5-6)	0915
9	Marxer, Manuela	LIE	8	1.62	(5-3¾)	0854
10	Polman-Tuin, Constance	CAN	4	1.56	(5-1¼)	0791
11	Launa, Iamo	NGU	7	1.53	(5-0¼)	0759

## Heptathlon High Jump Group 1 / Aug. 03

RANK	NAME	CTRY	ORDER	HEIGHT OF THE BAR/HAUTEUR DE LA BARRE
RANG				
141 147 150 153 156 159 162 165 168 171 174 177 180 183				
1	Nunn, Glynis	AUS	11	- - - - - 0 0 0 0 0 0 xxx
2	Picaut, Florence	FRA	9	- - - - - 0 0 0 0 x0 0 xxx
3	Braun, Babine	FRG	5	- - - - - 0 0 0 0 x0 0 x0 xxx
4	Tsai, Li-Jiau	TPE	10	- - - - - 0 0 0 0 x0 0 xxx
5	Hidding, Tineke	HOL	6	- - - - - 0 0 0 0 x0 xx0 xxx
6	Ross Giffen, Jill	CAN	2	- - - - - 0 0 0 0 xxx
6	Beaugeant, Chantal	FRA	3	- - - - - 0 0 0 0 xxx
8	Smellie, Donna	CAN	1	- - - - - 0 0 0 0 xxx
9	Marxer, Manu ela	LI E	8	- - 0 0 0 0 x0 xxx
10	Polman-Tuin, Constance	CAN	4	- - - xx0 0 xxx
11	Launa, Iamo	NGU	7	x0 0 x0 xx0 xxx

TEMPERATURE 26C 79F

## Heptathlon High Jump Group 2 / Aug. 03

RANK	NAME	CTRY	START	RESULT	POINTS	
RANG			DEPART	RESULTAT		
1	Everts, Babine	FRG	11	1.89	(6-2¼)	1113
2	Schneider, Corinne	SUI	1	1.86	(6-1¼)	1086
3	Simpson, Judy	GBR	5	1.86	(6-1¼)	1086
4	Dressel, Birgit	FRG	12	1.86	(6-1¼)	1086
5	Hagger, Kim	GBR	6	1.86	(6-1¼)	1086
6	Tannander, Annette	SWE	10	1.83	(6-0)	1059
7	Greiner, Cindy	USA	7	1.83	(6-0)	1059
8	Wijnsma, Marjon	HOL	4	1.83	(6-0)	1059
9	Tannander, Kristine	SWE	9	1.80	(5-10¼)	1031
10	Joyner, Jackie	USA	3	1.80	(5-10¼)	1031
11	Geremias, Conceicao	BRA	2	1.74	(5-8½)	0974
12	Anderson, Jodi	USA	8	1.65	(5-5)	0885

# Athlétisme

## Heptathlon High Jump Group 2 / Aug. 03

RANK	NAME	CTRY	ORDER	HEIGHT OF THE BAR/HAUTEUR DE LA BARRE
RANG				
162 165 168 171 174 177 180 183 186 189 192				
1	Everts, Babine	FRG	11	- - - 0 0 0 0 0 0 xx0 xxx
2	Schneider, Corinne	SUI	1	- - - 0 0 x0 0 0 0 0 xxx
3	Simpson, Judy	GBR	5	- - - 0 0 x0 0 0 0 x0 xxx
4	Dressel, Birgit	FRG	12	- - - - 0 0 0 0 x0 xx0 xxx
5	Hagger, Kim	GBR	6	- 0 - 0 x0 0 0 0 x0 xx0 xxx
6	Tannander, Annette	SWE	10	- - - 0 0 x0 x0 0 xxx
7	Greiner, Cindy	USA	7	0 0 - 0 0 0 0 xx0 x0 xxx
8	Wijnsma, Marjon	HOL	4	- - - 0 0 0 0 x0 xxx
9	Tannander, Kristine	SWE	9	- - 0 x0 0 xx0 0 xxx
10	Joyner, Jackie	USA	3	- - 0 x0 0 x0 xx0 xxx
11	Geremias, Conceicao	BRA	2	0 x0 0 0 0 xxx
12	Anderson, Jodi	USA	8	x0 xx0 xxx

## Heptathlon Shot Put Group 1 / Aug. 03

RANK	NAME	CTRY	START	1	2	3	BEST	POINTS
RANG			DEPART				MEIL	
1	Poknan-Tuin, Constance	CAN	7	11.85	12.60	13.16	13.16 (43-2¼)	0789
	Geremias, Conceicao	BRA	3	-	12.88	13.15	13.15 (43-2¼)	0789
3	Picaut, Florence	FRA	4	12.89	-	13.08	13.08 (42-11)	0785
4	Tannander, Kristine	SWE	6	11.77	11.64	12.74	12.74 (41-9¼)	0764
5	Wijnsma, Marjon	HOL	8	12.57	11.97	11.68	12.57 (41-3)	0754
6	Tannander, Annette	SWE	5	12.37	12.09	12.16	12.37 (40-7)	0742
7	Smellie, Donna	CAN	2	12.18	11.01	12.25	12.25 (40-2¼)	0734
8	Launa, Iamo	NGU	10	-	-	11.85	11.85 (38-10½)	0710
9	Tsai, Li-Jiau	TPE	9	11.73	11.49	11.69	11.73 (38-6)	0702
10	Ross Giffen, Jill	CAN	11	11.17	11.71	11.31	11.71 (38-5)	0701
11	Marxer, Manuela	LIE	1	10.63	-	10.44	10.63 (38-2)	0631

## Heptathlon Shot Put Group 2 / Aug. 03

RANK	NAME	CTRY	START	1	2	3	BEST	POINTS
RANG			DEPART				MEIL	
1	Joyner, Jackie	USA	9	14.39	13.44	12.77	14.39 (47-2¼)	0861
2	Simpson, Judy	GBR	5	13.86	12.27	13.25	13.86 (45-5¼)	0830
3	Hidding, Tineke	HOL	4	13.17	13.48	12.45	13.48 (44-2¼)	0808
4	Greiner, Cindy	USA	1	13.26	13.36	12.44	13.36 (43-10)	0801
5	Hunn, Glynis	AUS	8	-	12.44	12.82	12.82 (42-0¼)	0769
6	Dressel, Birgit	FRG	11	12.72	12.51	12.39	12.72 (41-8¼)	0763
7	Evens, Sabine	FRG	10	11.48	12.29	12.49	12.49 (40-11¼)	0749
8	Hagger, Kim	GBR	6	11.19	11.19	12.29	12.29 (40-4)	0737
9	Schneider, Corinne	SUI	3	12.26	12.19	11.34	12.26 (40-2¼)	0735
10	Braun, Sabine	FRG	12	12.09	-	11.56	12.06 (39-8)	0725
11	Beaugeant, Chantal	FRA	7	11.36	11.06	11.36	11.36 (37-3¼)	0679
12	Anderson, Jodi	USA	2	11.02	10.94	10.71	11.02 (36-2)	0657

## Heptathlon 200 M Heat 1 / Aug. 03

RANK	LANE	NAME	CTRY	TIME	POINTS
RANG	COUL			TEMPS	
1	8	Polman-Tuin, Constance	CAN	24.68	0875
2	7	Tannander, Kristine	SWE	25.03	0844
3	3	Smellie, Donna	CAN	25.29	0821
4	4	Tsai, Li-Jiau	TPE	25.41	0811
5	2	Launa, Iamo	NGU	26.26	0741
6	6	Tannander, Annette	SWE	26.40	0730
7	5	Marxer, Manuela	LIE	26.80	0699

WIND/VENT +0.9M/SEC

## Heptathlon 200 M Heat 2 / Aug. 03

RANK	LANE	NAME	CTRY	TIME	POINTS
RANG	COUL			TEMPS	
1	8	Hidding, Tineke	HOL	24.12	0926
2	6	Hagger, Kim	GBR	24.72	0871
3	4	Wijnsma, Marjon	HOL	24.91	0854
4	2	Geremias, Conceicao	BRA	25.00	0846
5	5	Picaut, Florence	FRA	25.06	0839
6	3	Ross Giffen, Jill	CAN	25.22	0827
7	7	Schneider, Corinne	SUI	25.33	0818
8	1	Beaugeant, Chantal	FRA	25.84	0775

WIND/VENT -1.0M/SEC

## Heptathlon 200 M Heat 3 / Aug. 03

RANK	LANE	NAME	CTRY	TIME	POINTS
RAW	COUL			TEMPS	
1	2	Joyner, Jackie	USA	24.05	0933
2	4	Everts, Sabine	FRG	24.05	0933
3	7	Nunn, Glynis	AUS	24.06	0932
4	6	Braun, Sabine	FRG	24.22	0917
5	1	Greiner, Cindy	USA	24.40	0900
6	3	Simpson, Judy	GBR	24.95	0851
7	8	Dressel, Birgit	FRG	25.59	0796
	5	Anderson, Jodi	USA	DNS	

WIND/VENT -1.3M/SEC

**Heptathlon  
Long Jump Group 1 / Aug. 04**

RANK RANG	NAME	CTRY	START DEPART	1	2	3	BEST MEIL	POINTS
1	Tannander, Annette	SWE	5	6.27 +1.10	- +0.80	6.27	6.27 (20-7)	0965
2	Wijnsma, Marjon	HOL	3	6.06 -1.30	6.04 -0.60	5.89 -2.00	6.06 (19-10%)	0919
3	Smellie, Donna	CAN	9	5.93 +0.80	5.58 -1.50	6.04 -0.20	6.04 (19-9%)	0915
4	Ross Giffen, Jill	CAN	6	5.77 +1.90	5.70 -0.60	6.00 +2.30	6.00 (19-8%)	0906
5	Picaut, Florence	FRA	11	5.70 -0.10	5.52 -0.50	5.92 -0.10	5.92 (19-5)	0888
6	Polman-Tuin, Constance	CAN	4	5.82 -0.50	5.79 -0.10	5.89 -0.20	5.89 (19-3%)	0882
7	Geremias, Conceicao	BRA	2	5.65 +1.10	5.55 -0.70	5.65 -2.00	5.65 (18-6%)	0828
8	Tsai, Li-Jiau	TPE	7	5.43 -0.10	5.57 +1.50	5.51 +0.70	5.57 (18-3%)	0810
9	Tannander, Kristine	SWE	1	5.29 +1.30	5.41 4.50	5.57 +0.70	5.57 (18-3%)	0810
10	Marxer, Manuela	LIE	8	4.91 +1.90	4.74 -1.60	5.08 9.50	5.08 (16-8)	0696
11	Launa, Iamo	NGU	10	4.98 +1.40	4.79 -1.50	5.04 +2.40	5.04 (16-6%)	0686

**Heptathlon  
Long Jump Group 2 / Aug. 04**

RANK RANG	NAME	CTRY	START DEPART	1	2	3	BEST MEIL	POINTS
1	Everts, Sabine	FRG	12	6.58 +1.6	6.71 -0.1	-	6.71 (22-0%)	1058
2	Nunn, Glynis	AUS	10	6.52 +0.5	6.66 -0.8	6.58 -0.8	6.66 (21-10%)	1047
3	Hagger, Kim	GBR	7	6.25 +1.8	6.37 +0.9	-	6.37 (20-10%)	0986
4	Hidding, Tineke	HOL	5	6.12 -0.8	6.17 -0.8	6.35 -0.8	6.35 (20-10)	0982
5	Simpson, Judy	GBR	6	6.14 -1.8	6.07 0.9	6.33 -1.1	6.33 (20-9%)	0978
6	Greiner, Cindy	USA	3	6.15 +0.2	6.14 +0.2	6.03 +0.9	6.15 (20-2%)	0939
	Dressel, Birgit	FRG	4	6.15 +0.8	5.96 -0.2	5.90 +1.7	6.15 (20-2%)	0939
8	Joyner, Jackie	USA	11	-	-	6.11 +1.7	6.11 (20-0%)	0930
9	Braun, Sabine	FRG	9	6.05 -1.4	6.10 +1.0	6.07 -0.8	6.10 (20-0%)	0928
10	Schneider, Corinne	SUI	2	-	5.72 -0.5	5.67 -0.4	5.72 (18-9%)	0844
	Anderson, Jodi	USA	1				DNS	NM
	Beaugeant, Chantal	FRA	8				DNS	NM

**Heptathlon  
Javelin Group 1 / Aug. 04**

RANK RANG	NAME	CTRY	START DEPART	1	2	3	BEST MEIL	POINTS
1	Launa, Iamo	NGU	7	44.16	46.50	45.36	46.50 (152-7)	0864
2	Tannander, Kristine	SWE	1	40.86	42.34	41.30	42.34 (138-11)	0802
3	Tannander, Annette	SWE	5	41.46	-	41.34	41.46 (136-0)	0789
4	Ross Giffen, Jill	CAN	11	35.64	38.34	39.38	39.38 (129-2)	0756
5	Polman-Tuin, Constance	CAN	3	36.36	35.74	35.36	36.36 (119-3)	0708
6	Picaut, Florence	FRA	6	31.52	34.86	-	34.86 (114-4)	0683
7	Wijnsma, Marjon	HOL	2	34.12	-	-	34.12 (111-1)	0671
8	Smellie, Donna	CAN	8	30.70	34.08	32.48	34.08 (111-10)	0670
9	Marxer, Manuela	LIE	4	32.94	33.62	33.84	33.84 (111-0)	0666
10	Tsai, Li-Jiau	TPE	10	30.28	32.56	32.84	32.84 (107-9)	0649
11	Geremias, Conceicao	BRA	9	-	-	-	NM	

**Heptathlon  
Javelin Group 2 / Aug. 04**

RANK RANG	NAME	CTRY	START DEPART	1	2	3	BEST MEIL	POINTS
1	Schneider, Corinne	SUI	10	45.24	46.60	45.44	46.60 (152-11)	0865
2	Joyner, Jackie	USA	4	39.78	40.70	44.52	44.52 (146-1)	0835
3	Braun, Sabine	FRG	6	44.14	42.96	40.04	44.14 (144-10)	0829
4	Dressel, Birgit	FRG	7	37.62	38.90	42.62	42.62 (139-10)	0806
5	Greiner, Cindy	USA	5	39.36	36.78	40.86	40.86 (134-1)	0779
6	Nunn, Glynis	AUS	1	35.46	35.58	35.36	35.58 (116-9)	0695
7	Hagger, Kim	GBR	9	33.86	34.70	35.42	35.42 (116-2)	0692
8	Hidding, Tineke	HOL	2	31.82	33.94	-	33.94 (111-4)	0668
9	Simpson, Judy	GBR	11	30.62	31.78	33.64	33.64 (110-4)	0662
10	Everts, Sabine	FRG	8	-	30.96	32.62	32.62 (107-0)	0645
	Anderson, Jodi	USA	3				DNS	
	Beaugeant, Chantal	FRA	12				DNS	

**Heptathlon  
800 M Heat 1 / Aug. 04**

RANK RANG	LANE COUL	NAME	CTRY	TIME TEMPS	POINTS
1	2	Ross Giffen, Jill	CAN	2:11.97	0897 <b>889</b>
2	5	Polman-Tuin, Constance	CAN	2:22.34	0761
3	3	Tsai, Li-Jiau	TPE	2:25.03	0729
4	4	Smellie, Donna	CAN	2:25.10	0728
5	1	Launa, Iamo	NGU	2:28.85	0684
6	7	Marxer, Manuela	LIE	2:33.17	0638
	6	Geremias, Conceicao	BRA	DNS	

**Heptathlon  
800 M Heat 2 / Aug. 04**

RANK RANG	LANE COUL	NAME	CTRY	TIME TEMPS	POINTS
1	6	Hidding, Tineke	HOL	2:12.84	0884
2	1	Wijnsma, Marjon	HOL	2:12.91	0883
3	4	Tannander, Kristine	SWE	2:13.93	0869
4	2	Schneider, Corinne	SUI	2:15.89	0843
5	7	Dressel, Birgit	FRG	2:16.68	0832
6	5	Picaut, Florence	FRA	2:19.17	0800
7	3	Tannander, Annette	SWE	2:22.06	0765

**Heptathlon  
800 M Heat 3 / Aug. 04**

RANK RANG	LANE COUL	NAME	CTRY	TIME TEMPS	POINTS
1	5	Everts, Sabine	FRG	2:09.05	0939
2	7	Nunn, Glynis	AUS	2:10.57	0917
3	6	Greiner, Cindy	USA	2:11.75	0900
4	3	Braun, Sabine	FRG	2:12.48	0890
5	4	Simpson, Judy	GBR	2:13.01	0881
6	2	Joyner, Jackie	USA	2:13.03	0881
7	1	Hagger, Kim	GBR	2:18.44	0809

**Heptathlon  
Summary / Aug. 03**

RANK RANG	NAME	CTRY	100H	HJ	SP	200	LJ	JT	800	POINTS		
1	Nunn, Glynis	AUS	13.02	1.80	12.82	24.06	6.66	35.58	2:10.57	6390 <b>889</b>		
2	Joyner, Jackie	USA	13.63	1.80	14.39	24.05	6.11	44.52	2:13.03	6385		
3	Everts, Sabine	FRG	13.54	1.89	12.49	24.05	6.71	32.62	2:09.05	6363		
4	Greiner, Cindy	USA	13.71	1.83	13.36	24.40	6.15	40.86	2:11.75	6281		
5	Simpson, Judy	GBR	13.07	1.86	13.86	24.95	6.33	33.64	2:13.01	6280		
6	Braun, Sabine	FRG	13.61	1.80	12.09	24.22	6.10	44.14	2:12.48	6236		
7	Hidding, Tineke	HOL	13.70	1.74	13.48	24.12	6.35	33.94	2:12.84	6147		
8	Hagger, Kim	GBR	13.39	1.86	12.29	24.72	6.37	35.42	2:18.44	6127		
9	Dressel, Birgit	FRG	14.05	1.86	12.72	25.59	6.15	42.62	2:16.68	6082		
10	Schneider, Corinne	SUI	14.12	1.86	12.26	25.33	5.72	46.60	2:15.89	6042		
11	Wijnsma, Marjon	HOL	13.93	1.83	12.57	24.91	6.06	34.12	2:12.91	6015		
12	Tannander, Kristine	SWE	14.01	1.80	12.74	25.03	5.57	42.34	2:13.93	5985		
13	Picaut, Florence	FRA	13.83	1.80	13.08	25.09	5.92	34.86	2:19.17	5914		
14	Tannander, Annette	SWE	14.06	1.83	12.37	26.40	6.27	41.46	2:22.00	5908		
15	Ross Giffen, Jill	CAN	13.72	1.68	11.71	25.22	6.00	39.38	2:11.97	5904		
16	Polman-Tuin, Constance	CAN	14.18	1.56	13.16	24.68	5.89	36.36	2:22.34	5648		
17	Smellie, Donna	CAN	14.09	1.68	12.25	25.29	6.04	34.08	2:25.10	5638		
18	Tsai, Li-Jiau	TPE	14.78	1.74	11.73	25.41	5.57	32.84	2:25.03	5447		
19	Launa, Iamo	NGU	15.43	1.53	11.85	26.26	5.04	46.50	2:28.85	5146		
20	Marxer, Manuela	LIE	15.18	1.62	10.63	26.80	5.08	33.84	2:33.17	4913		
21	Geremias, Conceicao	BRA	13.98	1.74	13.15	25.00	5.65	-	DNS	4305		
22	Beaugeant, Chantal	FRA	13.81	1.68	11.36	25.84	890	915	679	775	0	3259
23	Anderson, Jodi	USA	14.40	1.65	11.02	DNS	817	885	657	0	0	2359

**Women / 800 M Wheelchair  
Final / Aug. 11**

RANK RANG	LANE COUL	NAME	CTRY	RESULT RESULTAT
1	2	Hedrick, Sharon	USA	2:15.73 <b>889</b>
2	4	Baker, Monica	SWE	2:20.86
3	1	Cable, Candace	USA	2:28.37
4	6	Hunter, Sacajuwea	USA	2:32.22
5	8	Orvefors, Anna-Maria	SWE	2:32.49
6	3	Ieriti, Angela	CAN	2:41.43
7	7	Hanson, Connie	DEN	2:41.53
8	5	Lauridsen, Ingrid	DEN	2:43.06

TEMPERATURE 27C 80F



# Athletics

## Men/100M

Round 1 Heat 1 / Aug. 03

## Hommes/100m

Tour éliminatoire 1 serie 1 / 03 Aout

The first 3 and 7 next fastest overall qualify for next round  
Les 3 premiers et les 7 meilleurs temps se qualifient pour le prochain tour

RANK	LANE	NAME	CTRY	RESULT
RANG	COUL			RESULTAT
1	5	Lewis, Carl	USA	10.32 Q
2	3	Shave, Tony	CAN	10.38 Q
3	6	Mc Farlane, Michael	GBR	10.47 Q
4	7	Crawford, Hasely	TRI	10.48 Q
5	2	Van Miltenberg, Peter	AUS	10.55 Q
6	1	Daniel, Vicente	MOZ	10.81
7	8	Ngoawe, Henry	ZAM	10.94
8	4	Reneau, Paul	BIZ	10.96

WIND/VENT -0.4M/SEC TEMPERATURE 23C 75F

## Men/100M

Round 1 Heat 2 / Aug. 03

## Hommes/100m

Tour éliminatoire serie 2 / 03 Aout

RANK	LANE	NAME	CTRY	RESULT
RANG	COUL			RESULTAT
1	5	Wells, Allan	GBR	10.32 Q
2	7	Pumomo	INA	10.40 Q
3	6	Arques, Javier	ESP	10.42 Q
4	1	Gasparoni, Marc	FRA	10.47 Q
5	8	Samayoa-Oliva, Emilio	GUA	10.84
6	2	Messomo, Bamabe	CMR	10.98
7	3	Mbazira, Charles	UGA	11.03
8	4	Abdulla, Mohammad	UAE	11.11

WIN/VENT +1.8M/SEC TEMPERATURE 24C 78F

## Men/100M

Round 1 Heat 3 / Aug. 03

## Hommes/100m

Tour éliminatoire 1 serie 3 / 03 Aout

RANK	LANE	NAME	CTRY	RESULT
RANG	COUL			RESULTAT
1	1	Williams, Desai	CAN	10.35 Q
2	5	Imo, Chidi	NGR	10.39 Q
3	2	Seck, Charles Louis	SEN	10.45 Q
4	6	Nenepath, Christian	INA	10.66
4	7	Nding, Henri	CGO	10.66
6	4	Alakbary, Sulaiman	OMA	10.86
7	3	Bainimoli, Inoke Ducia	FIJ	11.15
8	8	Andre, Daniel	MRI	11.19

WIND/VENT +1.8M/SEC TEMPERATURE 24C 78F

## Menn/100M

Round 1 Heat 4 / Aug. 03

## Hommes/100m

Tour éliminatoire 1 serie 4 / 03 Aout

RANK	LANE	NAME	CTRY	RESULT
RANG	COUL			RESULTAT
1	1	Promna, Sumet	THA	10.52 Q
2	8	Narracott, Paul	AUS	10.55 Q
3	6	Hodge, Neville	ISV	10.58 Q
4	3	Lightbourne, Audrick	BAH	10.64 Q
5	7	Young, Gus	JAM	10.64
6	5	Trott, William	BER	10.76
7	2	Khumoyarona, Kgosiemang	BOT	11.49
4	4	Bitanga, Emmanuel	CMR	DNS

WIND/VENT -0.8M/SEC TEMPERATURE 25C 77F

## Men/100M

Round 1 Heat 5 / Aug. 03

## Hommes/100m

Tour éliminatoire 1 serie 5 / 03 Aout

RANK	LANE	NAME	CTRY	RESULT
RANG	COUL			RESULTAT
1	2	Graddy, Sam	USA	10.29 Q
2	6	Reid, Donovan	GBR	10.41 Q
3	5	Evers, Juergen	FRG	10.54 Q
4	8	Fuwa, Hiroki	JPN	10.56 Q
5	3	Attipoe, Philip	GHA	10.60 Q
6	7	Mallat, Jean Yves	LIB	10.83
7	4	Buechel, Markus	LIE	10.98
8	1	Mamba, Clifford	SWZ	11.24

WIND/VENT +1.4M/SEC TEMPERATURE 25C 77F

## Men/100M

Round 1 Heat 6 / Aug. 03

## Hommes/100m

Tour éliminatoire 1 serie 6 / 03 Aout

RANK	LANE	NAME	CTRY	RESULT
RANG	COUL			RESULTAT
1	4	Stewart, Ray	JAM	10.24 Q
2	6	Richard, Antoine	FRA	10.35 Q
3	2	Ullo, Antonio	ITA	10.36 Q
4	8	Correia, Paulo	BRA	10.45 Q
5	3	Jones, Anthony	BAR	10.69
6	7	Daniels, Oliver	LBR	10.76
7	5	Mohammad, Mansha	PAK	10.87

WIND/VENT +1.9M/SEC TEMPERATURE 25C 77F

# Athlétisme

## Men/100M

Round 1 Heat 7 / Aug. 03

## Hommes/100m

Tour éliminatoire 1 serie 7 / 03 Aout

RANK	LANE	NAME	CTRY	RESULT
RANG	COUL			RESULTAT
1	2	Johnson, Ben	CAN	10.35 Q
2	8	Yu, Zhuanghui	CHN	10.53 Q
3	3	Marie-Rose, Bruno	FRA	10.59 Q
4	4	Haley, Earl	GUY	10.74
5	5	Thode, Julien	AHO	10.92
6	7	Russell, Ronald	ISV	11.02
7	6	Rose, Denis	SEY	11.04

WIND/VENT +0.8M/SEC TEMPERATURE 25C 78F

## Men/100M

Round 1 Heat 8 / Aug. 03

## Hommes/100m

Tour éliminatoire 1 serie 8 / 03 Aout

RANK	LANE	NAME	CTRY	RESULT
RANG	COUL			RESULTAT
1	7	Desruelles, Ronald	BEL	10.46 Q
2	2	Tilli, Stefano	ITA	10.48 Q
3	1	Martin, Fred	AUS	10.64 Q
4	3	Barroso, Luis	POR	10.76
5	6	Mbeia, Gustavito	GEQ	10.79
6	5	Fye, Omar	GAM	10.87
7	8	Henry, Anthony	ANT	10.98
8	4	Dawn, Saidurrahman	BAN	11.25

WIND/VENT -0.8M/SEC TEMPERATURE 25C 78F

## Men/100M

Round 1 Heat 9 / Aug. 03

## Hommes/100m

Tour éliminatoire 1 serie 9 / 03 Aout

RANK	LANE	NAME	CTRY	RESULT
RANG	COUL			RESULTAT
1	5	grown, Ron	USA	10.58 Q
2	4	Morales, Luis	PUR	10.60 Q
3	3	Gantos, Nelson Rocha	BRA	10.70 Q
4	6	Luebke, Ralf	FRG	10.70
5	7	Mensah, Collins	GHA	10.92
6	8	Benjamin, Ivan	SLE	11.13
7	2	Kere, Johnson	SOL	11.57

WIND/VENT -1.7 M/SEC TEMPERATURE 28C 79F

## Men/100M

Round 1 Heat 10 / Aug. 03

## Hommes/100m

Tour éliminatoire 1 serie 10 / 03 Aout

RANK	LANE	NAME	CTRY	RESULT
RANG	COUL			RESULTAT
1	6	Edwards, Norman	JAM	10.57 Q
2	3	Parker, Dudley	BAH	10.65 Q
3	7	Kouadio, Otokpa	CIV	10.72 Q
4	8	Pavoni, Pierfrancesco	ITA	10.72
5	5	Abdulla, Faraj	QAT	10.78
6	4	Silweya, Odiya	MAW	11.22
7	2	Abrahams, Glen	CRC	11.31

WIND/VENT -1.4M/SEC TEMPERATURE 28C 79F

## Men/100M

Round 1 Heat 11 / Aug. 03

## Hommes/100m

Tour éliminatoire 1 serie 11 / 03 Aout

RANK	LANE	NAME	CTRY	RESULT
RANG	COUL			RESULTAT
1	3	Haas, Christian	FRG	10.41 Q
2	5	Piers, Alfonso	PAN	10.50 Q
3	1	Nakaia, Katsulko	BRA	10.55 Q
4	4	Jarju, Bakary	GAM	10.68
5	2	Sim, Duk-Sup	KOR	10.72
6	7	Hill, Guy	IVB	11.11
7	8	Salandra Rove, Aldo	ESA	11.31
6	6	Obeng, Ernest	GHA	DNS

WIND/VENT +1.4M/SEC TEMPERATURE 28C 79F

## Man/100M

Round 2 Heat 1 / Aug. 03

## Hommes/100m

Tour éliminatoire 2 serie 1 / 03 Aout

The first 3 and 1 next fastest overall qualify for semi-final  
Les 3 premiers et le 1 meilleur temp se qualifient pour la demi-finale

RANK	LANE	NAME	CTRY	RESULT
RANG	COUL			RESULTAT
1	7	Johnson, Ben	CAN	10.41 Q
2	8	Reid, Donovan	GBR	10.47 Q
3	5	Haas, Christian	FRG	10.51 Q
4	2	Crawford, Hasely	TRI	10.56
5	6	Ullo, Antonio	ITA	10.57
6	4	Marie-Rose, Bruno	FRA	10.60
7	3	Narracott, Paul	AUS	10.60
8	1	Piers, Alfonso	PAN	10.63

WIND/VENT -0.7M/SEC TEMPERATURE 28C 79F



**Men/100M** **Hommes/100m**  
**Round 2 Heat 2 / Aug. 03** **Tour éliminatoire 2 serie 2 / 03 Aout**

RANK	LANE	NAME	CTRY	RESULT
RANG	COUL			RESULTAT
1	2	Graddy, Sam	USA	10.15 Q
2	4	Sharpe, Tony	CAN	10.33 Q
3	5	Edwards, Norman	JAM	10.44 Q
4	1	Gantos, Nelson Rocha	BRA	10.53
5	7	Seck, Charles Louis	SEN	10.54
6	6	Yu, Zhuanghui	CHN	10.59
7	8	Hodge, Neville	ISV	10.69
	3	Desruelles, Ronald	BEL	DNS

WIND/VENT +0.1M/SEC TEMPERATURE 26C 79F

**Men/100M** **Hommes/100m**  
**Round 2 Heat 3 / Aug. 03** **Tour éliminatoire 2 serie 3 / 03 Aout**

RANK	LANE	NAME	CTRY	RESULT
RANG	COUL			RESULTAT
1	1	Tilli, Stefano	ITA	10.39 Q
2	2	Brown, Ron	USA	10.40 Q
3	6	Gasparoni, Marc	FRA	10.56 Q
4	4	Promna, Sumet	THA	10.61
5	3	Nakaia, Katsuiko	BRA	10.69
6	5	Fuwa, Hiroki	JPN	10.75
7	7	Attipoe, Philip	GHA	10.78
8	8	Kouadio, Otokpa	CIV	10.80

WIND/VENT -1.4 M/SEC TEMPERATURE 27C 80F

**Men/100M** **Hommes/100m**  
**Round 2 Heat 4 / Aug. 03** **Tour éliminatoire 2 serie 4 / 03 Aout**

RANK	LANE	NAME	CTRY	RESULT
RANG	COUL			RESULTAT
1	7	Stewart, Ray	JAM	10.30 Q
2	5	Wells, Allan	GBR	10.33 Q
3	8	P u m o m o	INA	10.43 Q
4	1	Arques, Javier	ESP	10.52
4	3	Van Miltenberg, Peter	AUS	10.52
6	6	Richard, Antoine	FRA	10.53
7	4	Correia, Paul0	BRA	10.54
8	2	Lightbome, Audrick	BAH	10.59

WIND/VENT +0.8M/SEC TEMPERATURE 27C 80F

**Men/100M** **Hommes/100m**  
**Round 2 Heat 5 / Aug. 03** **Tour éliminatoire 2 serie / 03 Aout**

RANK	LANE	NAME	CTRY	RESULT
RANG	COUL			RESULTAT
1	8	Lewis, Carl	USA	10.04 Q
2	4	Williams, Desai	CAN	10.27 Q
3	7	Morales, Luis	PUR	10.35 Q
4	3	McFarlane, Michael	GBR	10.36 Q
5	2	Imo, Chidi	NGR	10.42
6	5	Parker, Dudley	BAH	10.58
7	6	Martin, Fred	AUS	10.61
8	1	Evers, Juergen	FRG	10.69

WIND/VENT +0.8M/SEC TEMPERATURE 27C 80F

**Men/100M** **Hommes/100m**  
**Semi-Final Heat 1 / Aug. 04** **Demi-finale serie 1 / 04 Aout**

*The first 4 qualify for the final*  
*Les 4 premiers se qualifient pour la finale*

RANK	LANE	NAME	CTRY	RESULT
RANG	COUL			RESULTAT
1	1	Stewart, Ray	JAM	10.26 Q
2	2	Graddy, Sam	USA	10.27 Q
3	4	Reid, Donovan	GBR	10.32 Q
4	7	Brown, Ron	USA	10.34 Q
5	8	Williams, Desai	CAN	10.34
6	6	Haas, Christian	FRG	10.41
7	5	Gasparoni, Marc	FRA	10.49
8	3	Pumomo	INA	10.51

WIND/VENT +0.7M/SEC TEMPERATURE 25C 76F

**Men/100M** **Hommes/100m**  
**Semi-Final Heat 2 / Aug. 04** **Demi-finale serie 2 /04 Aout**

RANK	LANE	NAME	CTRY	RESULT
RANG	COUL			RESULTAT
1	6	Lewis, Carl	USA	10.14 Q
2	7	Johnson, Ben	CAN	10.42 Q
3	1	McFarlane, Michael	GBR	10.45 Q
4	2	Sharpe, Tony	CAN	10.52 Q
5	3	Morales, Luis	PUR	10.54
6	8	Tilli, Stefano	ITA	10.55
7	4	Edwards, Norman	JAM	10.63
8	5	Wells, Allan	GBR	10.71

WIND/VENT -1.5 M/SEC TEMPERATURE 25C 76F

**Men/100M** **Hommes/100m**  
**Final / Aug. 04** **Finale / 04 Aout**

RANK	LANE	NAME	CTRY	RESULT
RANG	COUL			RESULTAT
1	7	Lewis, Carl	USA	9.99
2	5	Graddy, Sam	USA	10.19
3	4	Johnson, Ben	CAN	10.22
4	1	Brown, Ron	USA	10.26
5	2	McFarlane, Michael	GBR	10.27
6	8	Stewart, Ray	JAM	10.29
7	6	Reid, Donovan	GBR	10.33
8	3	Sharpe, Tony	CAN	10.35

WIND/VENT 9.2 M/SEC TEMPERATURE 23C 74F

*Race-in-Review: Sam Graddy (USA) was off to the fastest start and was the clear leader at 50 meters. Carl Lewis (USA) made a big move at midrace and opened a substantial lead on the field. Graddy held off the fast finish of Ben Johnson (CAN) for the silver medal. Lewis' victory margin of .20 seconds was the largest in Olympic history.*

*Compte rendu: Sam Graddy (USA) partait le plus vite et menait nettement à 50m. Carl Lewis (USA) produisait son effort à mi-course et se détachait nettement. Ben Johnson du Canada terminait très fort mais Graddy lui résistait et s'assurait la médaille d'argent. La victoire de Lewis, acquise avec une marge de 0,20s d'avance, était la plus nette de l'histoire olympique.*

**Men/200M** **Hommes/200m**  
**Round 1 Heat 1 / Aug. 06** **Tour éliminatoire 1 serie 1 / 06 Aout**

*The first 3 and 2 next fastest overall qualify for the next round*  
*Les 3 premiers et les 2 meilleurs temps se qualifient pour le prochain tour*

RANK	LANE	NAME	CTRY	RESULT
RANG	COUL			RESULTAT
1	3	Mennea, Pietro	ITA	20.70 Q
2	8	Van Miltenberg, Peter	AUS	21.06 Q
3	4	Silva, Robson	BRA	21.08 Q
4	2	Kablan, Degnan	CIV	21.39
5	1	Haley, Earl	GUY	21.52
6	5	Bainimoli, Inoke Ducia	FIJ	22.16
7	7	Dawn, Saidurrahman	BAN	22.59
	6	Bitanga, Emmanuel	CMR	DNF

WIND/VENT +0.3M/SEC TEMPERATURE 27C 80F

**Men/200M** **Hommes/200m**  
**Round 1 Heat 2 / Aug. 06** **Tour éliminatoire 1 serie 2 / 06 Aout**

RANK	LANE	NAME	CTRY	RESULT
RANG	COUL			RESULTAT
1	8	Reid, Leroy	JAM	20.62 Q
2	2	Luebke, Ralf	FRG	20.88 Q
3	7	Watson, Luke	GBR	21.26 Q
4	6	Yu, Zhuanghui	CHN	21.48
5	5	Jadi, Nordin	MAL	21.88
6	1	Simons, Greg	BER	21.88
7	3	Idun, James	GHA	22.55
8	4	Abrahams, Glen	CRC	22.75

WIND/VENT +0.6M/SEC TEMPERATURE 27C 80F

**Men/200M** **Hommes/200m**  
**Round 1 Heat 3 / Aug. 06** **Tour éliminatoire 1 serie 3 / 06 Aout**

RANK	LANE	NAME	CTRY	RESULT
RANG	COUL			RESULTAT
1	5	Simionato, Carlo	ITA	21.06 Q
2	2	Parker, Dudley	BAH	21.12 Q
3	3	Evers, Juergen	FRG	21.12 Q
4	1	Aguilar, Florencio	PAN	21.50
5	4	Fye, Omar	GAM	21.56
6	6	Mohammad, Mansha	PAK	22.04
7	7	Nenepath, Christian	INA	22.20
8	8	Mamba, Clifford	SWZ	22.76

WIND/VENT -0.2 M/SEC TEMPERATURE 27C 80F

**Men/200M** **Hommes/200m**  
**Round 1 Heat 4 /Aug. 06** **Tour éliminatoire 1 serie 4 / 06 Aout**

RANK	LANE	NAME	CTRY	RESULT
RANG	COUL			RESULTAT
1	2	Jefferson, Thomas	USA	20.63 Q
2	7	Williams, Desai	CAN	20.70 Q
2	1	Silva, Joao Batista	BRA	20.70 Q
4	5	Al-Abdulla, Jamal	PAT	21.10 Q
5	4	Narracott, Paul	AUS	21.20
6	8	Miller, Larry	ANT	21.93
7	3	Buechel, Markus	LIE	22.14
8	6	Moulton, Augustus	LBR	22.94

WIND/VENT +1.4M/SEC TEMPERATURE 27C 80F

# Athletics

## Men/200M Hommes/200m

Round 1 Heat 5 / Aug. 06

Tour elimatoire 1 serie 5 / 06 Aout

RANK	LANE	NAME	CTRY	RESULT
RANG	COUL			RESULTAT
1	3	Barre, Patrick	FRA	20.88 Q
2	4	Martin, Fred	AUS	20.96 Q
3	2	Young, Gus	JAM	21.14 Q
4	5	Nyambane, Alfred	KEN	21.35
5	6	Fuwa, Hiroki	JPN	21.37
6	1	Ngoawe, Henry	ZAM	21.58
7	7	Kiakouama, Antoine	CGO	21.64
8	8	Silweya, Odiya	MAW	22.46

WIND/VENT +0.9M/SEC TEMPERATURE 27C 80F

## Men/200M Hommes/200m

Round 1 Heat 6 / Aug. 06

Tour elimatoire 1 serie 6 / 06 Aout

RANK	LANE	NAME	CTRY	RESULT
RANG	COUL			RESULTAT
1	4	Quarrie, Donald	JAM	20.84 Q
2	7	Mafe, Adeoye	GBR	21.24 Q
3	6	Shave, Tony	CAN	21.31 Q
4	2	Promna, Sumet	THA	21.53
5	8	Hodge, Lindel	IVB	22.28
6	3	Alheshimi, Amor	OMA	22.83
7	5	Salandra Bove, Aklo	ESA	22.90
8	1	Mallat, Jean Yves	LIB	22.91

WIND/VENT +0.8M/SEC TEMPERATURE 27C 80F

## Men/200M Hommes/200m

Round 1 Heat 7 / Aug. 06

Tour elimatoire 1 serie 7 / 06 Aout

RANK	LANE	NAME	CTRY	RESULT
RANG	COUL			RESULTAT
1	3	Lewis, Carl	USA	21.02 Q
2	5	Mahom, Atlee	CAN	21.42 Q
3	4	Thode, Julien	AHO	21.62 Q
4	6	Ramirez-Caicedo, Manuel	COL	21.71
5	8	Pereira, Henrique	MOZ	21.87
6	2	Barroso, Luis	POR	22.03
7	7	Madzokere, Chris	ZIM	22.75
	1	Khumoyarona, Kgosiemang	BOT	DNS

WIND/VENT +0.6M/SEC TEMPERATURE 27C 80F

## Men/200M Hommes/200m

Round 1 Heat 8 / Aug. 06

Tour elimatoire 1 serie 8 / 06 Aout

RANK	LANE	NAME	CTRY	RESULT
RANG	COUL			RESULTAT
1	3	Baptiste, Kirk	USA	20.63 Q
2	7	Morales, Luis	PUR	21.05 Q
3	4	Hodge, Neville	ISV	21.12 Q
4	5	Bakhta, Ali	ALG	21.15 Q
5	6	Gilva, Arnaldo	BRA	21.24
6	8	Tamean, Lapule	NGU	21.97
7	2	Mbela, Gustavito	GEQ	22.14
8	1	Samayoa-Oliva, Emilio	GUA	22.19

WIND/VENT +0.4M/SEC TEMPERATURE 27C 80F

## Men/200M Hommes/200m

Round 1 Heat 9 / Aug. 06

Tour elimatoire 1 serie 9 / 06 Aout

RANK	LANE	NAME	CTRY	RESULT
RANG	COUL			RESULTAT
1	7	Tilli, Stefano	ITA	20.72 Q
2	5	Boussebart, Jean-Jacques	FRA	20.82 Q
3	3	Pumomo	INA	21.01 Q
4	8	Sawyers, David Peter	SLE	21.26
5	4	Benjamin, Ivan	SLE	21.54
6	1	Savadogo, Moussa	MLI	21.72
7	6	Rose, Denis	SEY	21.87
	2	Crawford, Hasely	TRI	DNS

WIND/VENT +1.5M/SEC TEMPERATURE 27C 80F

## Men/200M Hommes/200m

Round 1 Heat 10 / Aug. 06

Tour elimatoire 1 serie 10 / 06 Aout

RANK	LANE	NAME	CTRY	RESULT
RANG	COUL			RESULTAT
1	8	Jang, Jae-Keun	KOR	21.32 Q
2	7	Govile, John	UGA	21.59 Q
3	1	Mayers, John	BAR	21.70 Q
4	5	Erazo, Nelson	PUR	21.72
5	4	Flowers, Damil	BIZ	21.72
6	2	Andre, Daniel	MRI	22.16
	3	Wells, Allan	GBR	DNS
	6	Haas, Christian	FRG	DNS

WIND/VENT +0.4M/SEC TEMPERATURE 27C 80F

# Athlétisme

## Men/200M Hommes/200m

Round 2 Heat 1 / Aug. 06

Tour elimatoire 2 serie 1 / 06 Aout

The first 4 qualify for the semi-final  
Les 4 premiers se qualifient pour la demi-finale

RANK	LANE	NAME	CTRY	RESULT
RANG	COUL			RESULTAT
1	4	Lewis, Carl	USA	20.48 Q
2	5	Tilli, Stefano	ITA	20.64 Q
3	6	Mahom, Atlee	CAN	20.69 Q
4	7	Morales, Luis	PUR	20.82 Q
5	1	Pumomo	INA	20.93
6	3	Barre, Patrick	FRA	20.95
7	8	Parker, Dudley	BAH	21.10
8	2	Bakhta, Ali	ALG	21.35

WIND/VENT -0.5M/SEC TEMPERATURE 27C 81F

## Men/200M Hommes/200m

Round 2 Heat 2 / Aug. 06

Tour elimatoire 2 serie 2 / 06 Aout

RANK	LANE	NAME	CTRY	RESULT
RANG	COUL			RESULTAT
1	7	Williams, Desai	CAN	20.40 Q
2	3	Mennea, Pietro	ITA	20.50 Q
3	6	Mafe, Adeoye	GBR	20.55 Q
4	1	Silva, Joao Batista	BRA	20.61 Q
5	4	Evers, Juergen	FRG	20.95
6	5	Jang, Jae-Keun	KOR	21.14
7	2	Mayers, John	BAR	21.46
	8	Reid, Leroy	JAW	DNF

WIND/VENT +2.2M/SEC TEMPERATURE 27C 81F

## Men/200M Hommes/200m

Round 2 Heat 3 / Aug. 06

Tour elimatoire 2 serie 3 / 06 Aout

RANK	LANE	NAME	CTRY	RESULT
RANG	COUL			RESULTAT
1	3	Jefferson, Thomas	USA	20.47 Q
2	6	Boussebart, Jean-Jacques	FRA	20.54 Q
3	5	Quarrie, Donald	JAM	20.57 Q
4	4	Silva, Robson	BRA	20.88 Q
5	2	Thode, Julien	AHO	21.45
6	1	Sharpe, Tony	CAN	21.46
7	7	Govile, John	UGA	21.55
	8	Martin, Fred	AUS	DNS

WIND/VENT -0.7 M/SEC TEMPERATURE 27C 81F

## Men/200M Hommes/200m

Round 2 Heat 4 / Aug. 06

Tour elimatoire 2 serie 4 / 06 Aout

RANK	LANE	NAME	CTRY	RESULT
RANG	COUL			RESULTAT
1	2	Baptiste, Kirk	USA	20.48 Q
2	3	Luebke, Ralf	FRG	20.57 Q
3	7	Young, Gus	JAM	20.75 Q
4	8	Simionato, Carlo	ITA	20.86 Q
5	1	Van Miltenberg, Peter	AUS	21.06
6	4	Watson, Luke	GBR	21.14
7	5	Al-Abdulla, Jamal	QAT	21.44
	6	Hodge, Neville	ISV	DNS

WIND/VENT -0.3M/SEC TEMPERATURE 27C 81F

## Men/200M Hommes/200m

Semi-Finale Heat 1 / Aug. 08

Demi-finale serie 1 / 08 Aout

The first 4 qualify for the final  
Les 4 premiers se qualifient pour la finale

RANK	LANE	NAME	CTRY	RESULT
RANG	COUL			RESULTAT
1	5	Baptiste, Kirk	USA	20.26 Q
2	3	Jefferson, Thomas	USA	20.40 Q
3	6	Mennea, Pietro	ITA	20.47 Q
4	2	Boussebart, Jean-Jacques	FRA	20.55 Q
5	7	Mahom, Atlee	CAN	20.77
6	4	Silva, Robson	BRA	20.80
7	8	Young, Gus	JAM	21.17
8	1	Morales, Luis	PUR	21.22

WIND/VENT -2.2M/SEC TEMPERATURE 28C 85F

## Men/200M Hommes/200m

Semi-Final Heat 2 / Aug. 08

Demi-finale serie 2 / 08 Aout

RANK	LANE	NAME	CTRY	RESULT
RANG	COUL			RESULTAT
1	6	Lewis, Carl	USA	20.27 Q
2	4	Silva, Joao Batista	BRA	20.61 Q
3	8	Mafe, Adeoye	GBR	20.63 Q
4	7	Luebke, Ralf	FRG	20.67 Q
5	3	Williams, Desai	CAN	20.70
6	5	Tilli, Stefano	ITA	20.72
7	1	Quarrie, Donald	JAM	20.77
8	2	Simionato, Carlo	ITA	20.62

WIND/VENT +0.7M/SEC TEMPERATURE 28C 85F



**Men/200M**  
Final / Aug. 08**Hommes/200m**  
Finale / 08 Aout

RANK	LANE	NAME	CTRY	RESULT	100 M TIMES
RANG	COUL			RESULTAT	100 M TEMPS
1	7	Lewis, Carl	USA	19.80	(10.23, 9.57)
2	3	Baptiste, Kirk	USA	19.86	(10.41, 9.55)
3	4	Jefferson, Thomas	USA	20.26	(10.43, 9.83)
4	8	Silva, Joao Batista	BRA	20.30	(10.47, 9.83)
5	6	Luebke, Ralf	FRG	20.51	(10.72, 9.79)
6	2	Boussemart, Jean-Jacques	FRA	20.55	(10.58, 9.97)
7	5	Mennea, Pietro	ITA	20.55	(10.50, 10.05)
8	1	Mafe, Adeoye	GBR	20.85	(10.69, 10.16)

WIND/VENT -0.9M/SEC TEMPERATURE 28C 85F

*Race-in-Review: Thomas Jefferson (USA) and Carl Lewis (USA) were out fastest of all, with Lewis clearly the leader coming out of the curve. Jefferson, Joao Silva (BRA) and Kirk Baptiste (USA) were very close for second. Baptiste closed the gap slightly on Lewis down the stretch as Jefferson outdueled Silva for the bronze medal.*

*Compte rendu: Thomas Jefferson (USA) et Carl Lewis (USA) étaient les plus rapides à démarrer et Lewis menait nettement à la sortie du virage. Jefferson, Joao Silva (BRA) et Kirk Baptiste (USA) luttèrent tous pour la place de second. Baptiste rattrapait légèrement Lewis sur la ligne droite et Jefferson battait Silva pour la médaille de bronze.*

**Men/400M**  
Round 1 Heat 1 / Aug. 04**Hommes/400m**  
Tour éliminatoire 1 serie 1 / 04 Aout

*The first 3 and 2 next fastest overall qualify for next round*  
*Les 3 premiers et les 2 meilleurs temps se qualifient pour le prochain tour*

RANK	LANE	NAME	CTRY	RESULT
RANG	COUL			RESULTAT
1	5	Lishebo, Dave	ZAM	46.20 Q
2	1	Peltier, David	BAR	46.57 Q
3	7	Ingraham, Allan	BAH	46.72 Q
4	6	Diallo, Boubacar	SEN	46.73
5	2	Greenaway, Dean	IVB	47.33
6	3	Silva, Evaldo Rosa	BRA	47.55
7	4	Omar, Ibrahim Okash	SOM	47.91
8	8	Hassane, Issaka	CHA	49.64

TEMPERATURE 24C 75F

**Men/400M**  
Round 1 Heat 2 / Aug. 04**Hommes/400m**  
Tour éliminatoire 1 serie 2 / 04 Aout

RANK	LANE	NAME	CTRY	RESULT
RANG	COUL			RESULTAT
1	3	Tiaoh, Gabriel	CIV	45.96 Q
2	6	Kitur, David	KEN	46.25 Q
3	5	Arnold, Marcel	SUI	46.46 Q
4	2	Minihan, Gary	AUS	46.93
5	1	Jadi, Nordin	MAL	47.12
6	7	Johansson, Tommy	SWE	47.77
7	8	Andre, Daniel	MRI	49.09
8	4	Butera, Faustin	RWA	51.41

TEMPERATURE 24C 75F

**Men/400M**  
Round 1 Heat 3 / Aug. 04**Hommes/400m**  
Tour éliminatoire 1 serie 3 / 04 Aout

RANK	LANE	NAME	CTRY	RESULT
RANG	COUL			RESULTAT
1	1	Egbunike, Innocent	NGR	46.63 Q
2	5	Senior, Mark	JAM	46.73 Q
3	8	Souza, Gerson	BRA	47.02 Q
4	6	Ramirez-Caicedo, Manuel	COL	47.17
5	7	Saunders, Bryan	CAN	47.40
6	4	Almaliki, Mohammed	OMA	47.61
7	3	Rizvi, Meesaq	PAK	49.58
	2	Borabota, Secundino	GEQ	DQ

TEMPERATURE 24C 75F

**Men/400M**  
Round 1 Heat 4 / Aug. 04**Hommes/400m**  
Tour éliminatoire 1 serie 4 / 04 Aout

RANK	LANE	NAME	CTRY	RESULT
RANG	COUL			RESULTAT
1	4	Cameron, Bertland	JAM	46.14 Q
2	7	Sigurdsson, Oddur	ISL	46.30 Q
3	2	Hinds, Doug	CAN	46.42 Q
4	1	Louis, Richard	BAR	46.70
5	5	Bemou, Jean Didace	CGO	47.26
6	3	Llatser, Hector	FRA	47.30
7	8	Pipersburg, Phillip	BIZ	48.04
8	6	Lopez-Davila, Alberto	GUA	52.21

TEMPERATURE 24C 75F

**Men/400M**  
Round 1 Heat 5 / Aug. 04**Hommes/400m**  
Tour éliminatoire 1 serie 5 / 04 Aout

RANK	LANE	NAME	CTRY	RESULT
RANG	COUL			RESULTAT
1	7	Babers, Alonzo	USA	45.81 Q
2	3	Paul, Michael	TRI	46.18 Q
3	2	Brown, Philip	GBR	46.26 Q
4	1	Kyeswa, Moses	UGA	46.78
5	8	Bethune, Tim	CAN	46.98
6	6	Ramotshabi, Joseph	BOT	48.11
7	5	Jallow, Dawda	GAM	48.36
8	4	Lopez Escobar, Rene	ESA	48.71

TEMPERATURE 24C 76F

**Men/400M**  
Round 1 Heat 6 / Aug. 04**Hommes/200m**  
Tour éliminatoire 1 serie 6 / 04 Aout

RANK	LANE	NAME	CTRY	RESULT
RANG	COUL			RESULTAT
1	1	Frayne, Bruce	AUS	46.08 Q
2	2	Cantli, Aklo	FRA	46.14 Q
3	8	Takano, Susumu	JPN	46.26 Q
4	6	Mersal, Nafee	EGY	46.46
5	3	Browne, Alfred	ANT	47.29
6	7	Jerbeh, Rashed	UAE	48.71
7	4	Cruden, Siegfried	SUR	50.07
	5	Hassan, Elkaishef	SUD	DNF

TEMPERATURE 24C 76F

**Men/400M**  
Round 1 Heat 7 / Aug. 04**Hommes/400m**  
Tour éliminatoire 1 serie 7 / 04 Aout

RANK	LANE	NAME	CTRY	RESULT
RANG	COUL			RESULTAT
1	2	Nix, Sunder	USA	45.42 Q
2	6	Forde, Elvis	BAR	45.47 Q
3	7	Sanchez, Antonio	ESP	46.03 Q
4	4	Skerritt, Anton	TRI	46.30 Q
5	5	Atuti, James	KEN	47.04
6	8	Vignon, Adje-Adjeoda	TOG	47.43
7	3	Tamean, Lapule	NGU	47.60
8	1	Ojha, Pushpa Raj	NEP	52.12

TEMPERATURE 24C 76F

**Men/400M**  
Round 1 Heat 8 / Aug. 04**Hommes/400m**  
Tour éliminatoire 1 serie 8 / 04 Aout

RANK	LANE	NAME	CTRY	RESULT
RANG	COUL			RESULTAT
1	5	McKay, Antonio	USA	45.55 Q
2	1	Anzarah, John	KEN	46.12 Q
3	7	Del Prado, Isidro	PHI	46.82 Q
4	6	Loforte, Leonardo	MOZ	47.07
5	3	Rodan, Joseph	FIJ	49.00
6	8	Mwausegha, Agripa	UAW	49.12
7	4	Mows, Charles	GHA	50.39
	2	St Louis, Ali	TRI	DNF

TEMPERATURE 24C 76F

**Men/400M**  
Round 1 Heat 9 / Aug. 04**Hommes/400m**  
Tour éliminatoire 1 serie 9 / 04 Aout

RANK	LANE	NAME	CTRY	RESULT
RANG	COUL			RESULTAT
1	2	Skamrahl, Erwin	FRG	45.94 Q
2	5	Heras, Angel	ESP	46.06 Q
3	3	Bennett, Todd	GBR	46.09 Q
4	4	Quentrec, Yann	FRA	46.94
5	7	Santos, Wilson David	BRA	47.55
6	8	Handelsman, Mark	ISR	48.17
7	1	Madzokere, Chris	ZIM	48.49
8	6	Randriamahazoman, Arsene	MAD	48.86

TEMPERATURE 24C 76F

**Men/400M**  
Round 1 Heat 10 / Aug. 04**Hommes/400m**  
Tour éliminatoire 1 serie 10 / 04 Aout

RANK	LANE	NAME	CTRY	RESULT
RANG	COUL			RESULTAT
1	6	Akabusi, Kriss	GBR	45.64 Q
2	3	Clark, Darren	AUS	45.68 Q
3	5	Uti, Sunday	NGR	45.74 Q
4	2	Morris, Devon	JAM	45.86 Q
5	1	Okot, Mike	UGA	46.68
6	8	Sarkpa, Samuel	LBR	47.65
7	7	Moluh, Mama	CMR	48.90
	4	Confait, Vincent	SEY	DQ

TEMPERATURE 24C 76F

# Athletics

## Men/400M Hommes/400m Round 2 Heat 1 / Aug. 05 Tour éliminatoire 2 serie 1 / 05 Aout

The first 4 qualify for the semi-final  
Les 4 premiers se qualifient pour la demi-finale

RANK	LANE	NAME	CTRY	RESULT	Q
RANG	COUL			RESULTAT	
1	8	McKay, Antonio	USA	44.72	Q
2	6	Clark, Darren	AUS	44.77	Q
3	3	Akabusi, Kriss	GBR	45.43	Q
4	4	Lishebo, Dave	ZAM	45.57	Q
5	2	Anzarah, John	KEN	45.67	
6	1	Morris, Devon	JAM	46.14	
7	7	Ingraham, Allan	BAH	46.14	
8	5	Peltier, David	BAR	46.48	

TEMPERATURE 28C 82F

## Men/400M Hommes/400m Round 2 Heat 2 / Aug. 05 Tour éliminatoire 2 serie 2 / 05 Aout

RANK	LANE	NAME	CTRY	RESULT	Q
RANG	COUL			RESULTAT	
1	4	Egbunike, Innocent	NGR	45.26	Q
2	5	Nix, Sunder	USA	45.31	Q
3	2	Forde, Elvis	BAR	45.66	Q
4	7	Canti, Aldo	FRA	45.64	Q
5	3	Heras, Angel	ESP	45.66	
6	6	Arnold, Marcel	SUI	46.10	
7	8	Brown, Philip	GBR	46.63	
8	1	Skerritt, Anton	TRI	46.93	

TEMPERATURE 29C 82F

## Men/400M Hommes/400m Round 2 Heat 3 / Aug. 05 Tour éliminatoire 2 serie 3 / 05 Aout

RANK	LANE	NAME	CTRY	RESULT	Q
RANG	COUL			RESULTAT	
1	5	Babers, Alonzo	USA	44.75	Q
2	1	Uti, Sunday	NGR	45.01	Q
3	8	Cameron, Bertland	JAM	45.16	Q
4	7	Frayne, Bruce	AUS	45.35	Q
5	6	Bennett, Todd	GBR	45.51	
6	2	Sanchez, Antonio	ESP	45.79	
7	4	Bigurdsson, Oddur	ISL	46.07	
8	3	Hinds, Doug	CAN	46.19	

TEMPERATURE 29C 82F

## Men/400M Hommes/400m Round 2 Heat 4 / Aug. 05 Tour éliminatoire 2 serie 4 / 05 Aout

RANK	LANE	NAME	CTRY	RESULT	Q
RANG	COUL			RESULTAT	
1	2	Tiacoh, Gabriel	CIV	45.15	Q
2	6	Kitur, David	KEN	45.78	Q
3	8	Paul, Michael	TRI	45.84	Q
4	4	Takano, Susumu	JPN	45.91	Q
5	1	Skamrahl, Erwin	FRG	46.39	
6	7	Senior, Mark	JAM	46.50	
7	3	Souza, Gerson	BRA	46.65	
8	5	Del Prado, Isidro	PHI	46.71	

TEMPERATURE 29C 82F

## Men/400M Hommes/400m Semi-Final Heat 1 / Aug. 06 Demi-finale serie 1 / 06 Aout

The first 4 qualify for the final  
Les 4 premiers se qualifient pour la finale

RANK	LANE	NAME	CTRY	RESULT	Q
RANG	COUL			RESULTAT	
1	3	Egbunike, Innocent	NGR	45.16	Q
2	7	Babers, Alonzo	USA	45.17	Q
3	1	Clark, Darren	AUS	45.26	Q
4	6	Nix, Sunder	USA	45.41	Q
5	8	Canti, Aldo	FRA	45.59	
6	5	Paul, Michael	TRI	45.60	
7	2	Akabusi, Kriss	GBR	45.69	
8	4	Takano, Susumu	JPN	45.88	

TEMPERATURE 29C 84F

## Men/400M Hommes/400m Semi-Final Heat 2 / Aug. 06 Demi-finale serie 2 / 06 Aout

RANK	LANE	NAME	CTRY	RESULT	Q
RANG	COUL			RESULTAT	
1	4	Tiacoh, Gabriel	CIV	44.64	Q
2	8	Uti, Sunday	NGR	44.83	Q
3	3	McKay, Antonio	USA	44.92	Q
4	2	Cameron, Bertland	JAM	45.10	Q
5	5	Frayne, Bruce	AUS	45.21	
6	1	Forde, Elvis	BAR	45.32	
7	6	Kitur, David	KEN	45.62	
8	7	Lishebo, Dave	ZAM	45.97	

TEMPERATURE 29C 84F

# Athlétisme

## Men/400M Hommes/400m Final / Aug. 08 Finale / 08 Aout

RANK	LANE	NAME	CTRY	RESULT	200 M TIMES
RANG	COUL			RESULTAT	200 M TEMPS
1	4	Babers, Alonzo	USA	44.27	(21.7, 22.6)
2	7	Tiacoh, Gabriel	CIV	44.54	(21.7, 22.9)
3	1	McKay, Antonio	USA	44.71	(21.9, 22.9)
4	5	Clark, Darren	AUS	44.75	(21.2, 23.6)
5	6	Nix, Sunder	USA	44.75	(21.6, 23.2)
6	2	Uti, Sunday	NGR	44.93	(21.8, 23.2)
7	3	Egbunike, Innocent	NGR	45.35	(21.7, 23.7)
	8	Cameron, Bertland	JAM	DNS	

TEMPERATURE 28C 85F

Race-in-Review: Darren Clark (AUS) went out very fast and led the field into the straight. Babers began a strong rush with 150 meters to go and sped past Clark in midstretch followed by Gabriel Tiacoh (CIV). Babers continued his surge for a comfortable victory over Tiacoh as Antonio McKay (USA) finished strongly to edge Clark and Sunder Nix (USA) for the bronze.

Compte rendu: Darren Clark (AUS) partait très vite et menait à l'entrée de la ligne droite. A 150m de la fin de la course, Babers (USA) amorçait une splendide remontée et, suivide Gabriel Tiacoh (CIV), il passait Clark à la moitié de la dernière ligne droite. Babers continuait son effort pour acquérir une victoire confortable sur Tiacoh, tandis qu'Antonio McKay (USA) finissait très fort pour battre Clark et Sunder Nix (USA) pour la médaille de bronze.

## Men/800M Hommes/800m Round 1 Heat 1 / Aug. 03 Tour éliminatoire 1 serie 1 / 03 Aout

The first 3 and 5 next fastest overall qualify for next round  
Les 3 premiers et les 5 meilleurs temps se qualifient pour le prochain tour

RANK	LANE	NAME	CTRY	RESULT	INTERMEDIATE LEADERS
RANG	COUL			RESULTAT	PREMIERS DES INTEREDIARES
1	1	Niang, Babacar	SEN	1:46.90	400 50.89 Moutsanas
2	7	Bile, Abdi	SON	1:46.92	Ramotshabi
3	3	Sabia, Donato	ITA	1:47.04	Sabia
4	6	Moutsanas, Sotrios	GRE	1:47.32	
5	4	Ramotshabi, Joseph	BOT	1:48.17	
6	5	Titos, Andre	MOZ	1:51.73	
7	2	Sawry, Samuel	GRN	1:53.08	
8	8	Gurung, Jodha	NEP	1:56.72	

TEMPERATURE 26C 78F

## Men/800M Hommes/800m Round 1 Heat 2 / Aug. 03 Tour éliminatoire serie 2 / 03 Aout

RANK	LANE	NAME	CTRY	RESULT	INTERMEDIATE LEADERS
RANG	COUL			RESULTAT	PREMIERS DES INTERMEDIARES
1	8	Coe, Sebastian	GBR	1:45.71	400 52.30 Materazzi
2	1	Khalifa, Omar	SUD	1:45.81	Khalifa
3	2	Trabado, Coloman	ESP	1:46.00	Musango
4	3	Materazzi, Riccardo	ITA	1:46.03	
5	4	O'Sullivan, Marcus	IRL	1:46.85	
6	7	Musango, Archfel	ZAM	1:48.84	
7	5	Acosta, Leopoldo	ECU	1:54.06	
8	6	Molinari, Manlio	SMR	1:57.09	

TEMPERATURE 26C 78F

## Men/800M Hommes/800m Round 1 Heat 3 / Aug. 03 Tour éliminatoire 1 serie 3 / 03 Aout

RANK	LANE	NAME	CTRY	RESULT	INTERMEDIATE LEADERS
RANG	COUL			RESULTAT	PREMIERS DES INTERMEDIARES
1	6	Hamilton, Owen	JAM	1:46.95	400 53.11 Aden
2	4	Fall, Moussa	SEN	1:47.91	Marshall
3	3	Marshall, John	USA	1:47.99	Fall
4	2	Aden, Jama	SON	1:48.64	
5	5	Pearless, Peter	NZL	1:49.95	
6	1	Lopez-Davila, Alberto	GUA	1:54.19	
	7	Ramirez-Caicedo, Manuel	COL	DNS	
	8	Olamini, Vusie	SWZ	DQ	

TEMPERATURE 26C 78F

## Men/800M Hommes/800m Round 1 Heat 4 / Aug. 03 Tour éliminatoire 1 serie 4 / 03 Aout

RANK	LANE	NAME	CTRY	RESULT	INTERMEDIATE LEADERS
RANG	COUL			RESULTAT	PREMIERS DES INTERMEDIARES
1	6	Jones, Earl	USA	1:47.75	400 52.96 Jones
2	4	Lahbi, Fawzi	MAR	1:47.81	Kim
3	3	Dupont, Philippe	FRA	1:48.09	Dupont
4	5	Harries, Axel	FRG	1:48.92	
5	2	Fawair, Muteb	JOR	1:53.89	
6	1	Aziz, Ibrahim	UAE	1:54.86	
	7	Kim, Bok-Joo	KOR	DQ	

TEMPERATURE 26C 78F



**Men/800M** **Hommes/800m**  
**Round 1 Heat 5 / Aug. 03** **Tour elimatoire 1 serie 5 / 03 Aout**

RANK	LANE	NAME	CTRY	RESULT	INTERMEDIATE	LEADERS
RANG	COUL			RESULTAT	PREMIERS DES	INTERMEDIARES
1	1	Cruz, Joaquim	BRA	1:45.66 Q	400	51.88 Cruz
2	6	Oven, Steve	GBR	1:46.66 Q		Gonzalez
3	2	Barr, Oslen	GUY	1:47.65 Q		Ovett
4	3	Gonzalez, Benjamin	ESP	1:48.01		
5	4	Rajakumar, Batulamai	MAL	1:48.19		
6	7	Ganunga, Isaac	MAW	1:51.25		
7	5	Figueredo, Francisco	PAR	1:52.22		
8	8	Cruden, Siegfried	SUR	1:53.31		

TEMPERATURE 26C 78F

**Men/800M** **Hommes/800m**  
**Round 1 Heat 6 / Aug. 03** **Tour elimatoire 1 serie 8 / 03 Aout**

RANK	LANE	NAME	CTRY	RESULT	INTERMEDIATE	LEADERS
RANG	COUL			RESULTAT	PREMIERS DES	INTERMEDIARES
1	6	Gray, Johnny	USA	1:47.19 Q	400	52.43 Gray
2	7	Scammell, Pat	AUS	1:47.24 Q		Belkessam
3	5	Mayr, Marco	SUI	1:47.36 Q		Scammell
4	2	Belkessam, Ahmed	ALG	1:47.51 Q		
5	3	Rizvi, Meesaq	PAK	1:51.29		
6	1	Amakye, William	GHA	1:54.80		
7	4	Sinon, Philip	SEY	2:04.89		

TEMPERATURE 26C 78F

**Men/800M** **Hommes/800m**  
**Round 1 Heat 7 / Aug. 03** **Tour elimatoire 1 serie 7 / 03 Aout**

RANK	LANE	NAME	CTRY	RESULT	INTERMEDIATE	LEADERS
RANG	COUL			RESULTAT	PREMIERS DES	INTERMEDIARES
1	1	Koech, Edwin	KEN	1:47.11 Q	400	54.05 Koech
2	2	Femer, Hans-Peter	FRG	1:47.55 Q		Guimaraes
3	3	Guimaraes, Agberto	BRA	1:47.72 Q		Ferner
4	8	Handelsman, Mark	ISR	1:47.90		
5		Molyneaux, Jerry	IVB	1:53.23		
6	6	Rudasingwa, Jmv	RWA	1:53.23		
7	5	Esono Asumu, Bartolome	GEQ	2:17.29		
	4	Moussa, Daweye	NIG	DQ		

TEMPERATURE 26C 78F

**Men/800M** **Hommes/800m**  
**Round 1 Heat 8 / Aug. 03** **Tour elimatoire 1 serie 8 / 03 Aout**

RANK	LANE	NAME	CTRY	RESULT	INTERMEDIATE	LEADERS
RANG	COUL			RESULTAT	PREMIERS DES	INTERMEDIARES
1	4	Ndiwa, Juma	KEN	1:46.73 Q	400	51.62 Ndiwa
2	3	Wuycke, William	VEN	1:46.88 Q		Hoogewerf
3	2	Alouini, Mohamed	TUN	1:47.20 Q		Jonga
4	1	Hoogewerf, Simon	CAN	1:47.74		
5	8	Jonga, Tapfumanei	ZIM	1:49.59		
6	5	Oliver, Charlie	SOL	1:53.22		
7	7	Alsharji, Barkat	OMA	2:00.38		
8	6	Algadi, Abdulrab	YAR	2:05.90		

TEMPERATURE 26C 78F

**Men/800M** **Hommes/800m**  
**Round 1 Heat 9 / Aug. 03** **Tour elimatoire 1 serie 9 / 03 Aout**

RANK	LANE	NAME	CTRY	RESULT	INTERMEDIATE	LEADERS
RANG	COUL			RESULTAT	PREMIERS DES	INTERMEDIARES
1	6	Konchellah, Billy	KEN	1:46.27 Q	400	51.86 Elliott
2	4	Elliott, Peter	GBR	1:46.98 Q		Konchellah
3	3	Barbosa,JoseLuiz	BRA	1:47.12 Q		Barbosa
4	8	Roberts, Bruce	CAN	1:47.56		
5	5	Borromeo, Charles	IND	1:51.52		
6	2	Jones, Dale	ANT	1:51.52		
7	1	Ceesay, Peter	GAM	1:55.35		
8	7	Miangoto, Ousmane	CHA	1:56.02		

TEMPERATURE 26C 78F

**Men/800M** **Hommes/800m**  
**Round 2 Heat 1 / Aug. 04** **Tour elimatoire 2 serie 1 / 04 Aout**

*The first 4 qualify for the semi-final*  
*Les 4 premiers se qualifient pour la demi-finale*

RANK	LANE	NAME	CTRY	RESULT	INTERMEDIATE	LEADERS
RANG	COUL			RESULTAT	PREMIERS DES	INTERMEDIARES
1	6	Koech, Edwin	KEN	1:44.74 Q	200	24.52 Sabia
2	8	sabia, Donato	ITA	1:44.90 Q	400	51.29 Elliott
3	3	Guimaraes, Agberto	BRA	1:45.18 Q		Koech
4	4	Elliott, Peter	GBR	1:45.49 Q		Niang
5	7	Lahbi, Fawzi	MAR	1:45.67	600	1:18.30 Koech
6	2	Niaing, Babacar	SEN	1:45.71		
7	5	Moutsanas, Sotirios	GRE	1:46.34		
	1	Trabado, Coloman	ESP	DNS		

TEMPERATURE 25C 76F

**Men/800M** **Hommes/800m**  
**Round 2 Heat 2 / Aug. 04** **Tour elimatoire 2 serie 2 / 04 Aout**

RANK	LANE	NAME	CTRY	RESULT	INTERMEDIATE	LEADERS
RANG	COUL			RESULTAT	PREMIERS DES	INTERMEDIARES
1	5	Konchellah, Billy	KEN	1:46.15 Q	200	24.86 Belkessam
2	1	Khalifa, Omar	SUD	1:46.33 Q	400	51.41 Belkessam
3	8	Coe, Sebastian	GBR	1:46.75 Q		Mayr
4	2	Barbosa, Jose Luiz	BRA	1:46.87 Q		Khalifa
5	4	Marshall, John	USA	1:47.18	600	1:19.70 Belkessam
6	7	Materazzi, Riccardo	ITA	1:47.90		
7	3	Belkessam, Ahmed	ALG	1:48.11		
8	6	Mayr, Marco	SUI	1:48.30		

TEMPERATURE 27C 78F

**Men/800M** **Hommes/800m**  
**Round 2 Heat 3 / Aug. 04** **Tour elimatoire 2 serie 3 / 04 Aout**

RANK	LANE	NAME	CTRY	RESULT	INTERMEDIATE	LEADERS
RANG	COUL			RESULTAT	PREMIERS DES	INTERMEDIARES
1	1	Cruz, Joaquim	BRA	1:44.84 Q	200	24.57 Cruz
2	8	Oven, Steve	GBR	1:45.72 Q	400	51.25 Cruz
3	2	Gray, Johnny	USA	1:45.82 Q		Gray
4	6	Wuycke, William	VEN	1:46.17 Q		Ovett
5	4	Bile, Abdi	SON	1:46.49	600	1:18.08 Cruz
6	3	Hamilton, Owen	JAM	1:46.74		
7	5	Scammell, Pat	AUS	1:47.40		
8	7	Roberts, Bruce	CAN	1:49.72		

TEMPERATURE 27C 78F

**Men/800M** **Hommes/800m**  
**Round 2 Heat 4 / Aug. 04** **Tour elimatoire 2 serie 4 / 04 Aout**

RANK	LANE	NAME	CTRY	RESULT	INTERMEDIATE	LEADERS
RANG	COUL			RESULTAT	PREMIERS DES	INTERMEDIARES
1	7	Jones, Earl	USA	1:45.44 Q	200	24.90 Ndiwa
2	2	Femer, Hans-Peter	FRG	1:45.52 Q	400	50.89 Ndiwa
3	3	Ndiwa, Juma	KEN	1:45.59 Q		Jones
4	4	Fall, Moussa	SEN	1:45.71 Q		Alouini
5	5	Alouini, Mohamed	TUN	1:45.78	600	1:18.16 Jones
6	8	O'Sullivan, Marcus	IRL	1:46.21		
7	6	Barr, Oslen	GUY	1:46.97		
8	1	Dupont, Philippe	FRA	1:48.95		

TEMPERATURE 27C 78F

**Men/800M** **Hommes/800m**  
**Semi-Final Heat 1 / Aug. 05** **Demi-finale serie 1 / 05 Aout**

*The first 4 qualify for the final*  
*Les 4 premiers se qualifient pour la finale*

RANK	LANE	NAME	CTRY	RESULT	INTERMEDIATE	LEADERS
RANG	COUL			RESULTAT	PREMIERS DES	INTERMEDIARES
1	2	Cruz, Joaquim	BRA	1:43.82 Q	200	23.69 Jones
2	3	Koech, Edwin	KEN	1:44.12 Q	400	49.56 Koech
3	8	Jones, Earl	USA	1:44.51 Q		Jones
4	1	Ovett, Steve	GBR	1:44.81 Q		Cruz
5	6	Khalifa, Omar	SUD	1:44.87	600	1:16.98 Koech
6	4	Fall, Moussa	SEN	1:45.03		
7	7	Wuycke, William	VEN	1:47.32		
	5	Elliott, Peter	GBR	DNS		

TEMPERATURE 29c 82F

**Men/800M** **Hommes/800m**  
**Semi-Final Heat 2 / Aug. 05** **Demi-finale serie 2 / 05 Aout**

RANK	LANE	NAME	CTRY	RESULT	INTERMEDIATE	LEADERS
RANG	COUL			RESULTAT	PREMIERS DES	INTERMEDIARES
1	1	Coe, Sebastian	GBR	1:45.51 Q	200	24.63 Konchellah
2	5	Konchellah, Billy	KEN	1:45.67 Q	400	52.26 Gray
3	4	Gray, Johnny	USA	1:45.82 Q		Sabia
4	7	sabia, Donato	ITA	1:45.96 Q		Konchellah
5	8	Femer, Hans-Peter	FRG	1:46.16	600	1:19.30 Gray
6	6	Guimaraes, Agberto	BRA	1:46.60		
7	3	Ndiwa, Juma	KEN	1:48.06		
8	2	Barbosa, Jose Luiz	BRA	1:48.70		

TEMPERATURE 29C 82F



# Athletics

## Men/800m Final / Aug. 06

RANK	LANE	NAME	CTRY	RESULT	INTERMEDIATE TIMES/200, 400, 600
RANG	COUL			RESULTAT	TEMPS INTEREDIAIRES
1	6	Cruz, Joaquim	BRA	1:43.00	(24.15, 51.16, 1:17.83)
2	3	Coe, Sebastian	GBR	1:43.64	(24.52, 51.29, 1:17.93)
3	1	Jones, Earl	USA	1:43.83	(24.24, 51.30, 1:17.99)
4	4	Konchellah, Billy	KEN	1:44.03	(24.90, 51.64, 1:17.98)
5	2	Sabia,Donato	ITA	1:44.53	(24.72, 51.58, 1:18.33)
6	8	Koech,Edwin	KEN	1:44.86	(24.02, 51.07, 1:17.80)
7	5	Gray, Johnny	USA	1:47.89	(24.79, 51.32, 1:18.23)
8	7	Ovett, Steve	GBR	1:52.28	(24.38, 51.45, 1:18.53)

TEMPERATURE 28C 82F

*Race-in-Review: Edwin Koech (KEN) led a closely bunched field through the first 600 meters with Joaquim Cruz (BRA) and Sebastian Coe (GBR) just off the pace. Crux moved decisively into the lead entering the stretch to score a convincing win over Coe with Earl Jones (USA) just behind in third. Compte rendu: Edwin Koech (KEN) menait un groupe très serré pendant les premiers 600m, suivi de très près par Joaquim Cruz (BRA) et Sebastian Coe (GBR). C'est à l'entrée de la ligne droite que Cruz produisait l'effort décisif qui le plaçait en tête pour gagner devant Coe alors qu'Earl Jones (USA) finissait juste derrière en 3e position.*

## Men/1500M Round 1 Heat 1 / Aug. 09

RANK	NAME	CTRY	RESULT	INTERMEDIATE LEADERS
RANG			RESULTAT	PREMIERS DES INTEREDIAIRES
1	Cheshire, Joseph	KEN	3:38.51 Q	400 59.19 Mel
2	Khalifa, Omar	SUD	3:38.93 Q	Khalifa
3	Mei, Stefano	ITA	3:39.25 CI	Gonzalez
4	Rogers, Anthony	NZL	3:39.78 Q	800 1:59.22 Mei
5	Gonzalez, Jose Luis	ESP	3:47.01	Khalifa
6	Lahbi, Fawzi	NAR	3:47.54	Gonzalez
7	Ceesay, Paul	GAM	3:59.14	1100 2:43.67 Rogers
8	Alsharji, Amor	OMA	4:12.76	Cheshire
	Loikkanen, Antti	FIN	DNF	Mei
	Oliver, Charlie	SOL	DNF	1200 2:56.97 Cheshire
				Rogers
				Mei

TEMPERATURE 27C 80F

## Men/1500M Round 1 Heat 2 / Aug. 09

RANK	NAME	CTRY	RESULT	INTERMEDIATE LEADERS
RANG			RESULTAT	PREMIERS DES INTEREDIAIRES
1	Thiebault, Pascal	FRA	3:45.18 Q	400 59.71 Barr
2	Coe, Sebastian	GBR	3:45.30 Q	Donovan
3	Vera, Andres	ESP	3:45.44 Q	Aden
4	Donovan, Paul	IRL	3:45.70	800 2:04.55 Barr
5	Aden, Jama	SOM	3:46.80	Donovan
6	Alouini, Mohamed	TUN	3:49.78	Aden
7	Jones, Dale	ANT	3:55.65	1100 2:51.98 Aden
8	Balothanyi, Kgomotso	BOT	3:58.69	Coe
	Barr, Oslan	GUY	DNF	Donovan
	Algadi, Abdulrab	YAR	DNF	1200 3:05:57 Aden
	Maree, Sydney	USA	DNF	Coe
				Donovan

TEMPERATURE 27C 80F

## Men/1500M Round 1 Heat 3 / Aug. 09

RANK	NAME	CTRY	RESULT	INTERMEDIATE LEADERS
RANG			RESULTAT	PREMIERS DES INTEREDIAIRES
1	Ovett, Steve	GBR	3:49.23 Q	400 1:05.85 Fawair
2	Guimaraes, Agberto	BRA	3:49.26 Q	Patrignani
3	O'Sullivan, Marcus	IRL	3:49.65 Q	Aidet
4	Muraya, Josephat	KEN	3:51.61	800 2:11.71 Aidet
5	Guy, Gawain	JAN	3:52.04	O'Sullivan
6	Patrignani, Claudio	ITA	3:52.63	1100 2:57.60 O'Sullivan
7	Aidet, Mehdi	ALG	3:53.92	Ovett
8	Fawair, Muteb	JOR	3:59.85	Deleze
	Deleze, Pierre	SUI	DNF	1200 3:11.14 O'Sullivan
	Wuycke, William	VEN	DNF	Ovett
	Figueredo, Francisco	PAR	DNF	Deleze

TEMPERATURE 27C 80F

# Athlétisme

## Men/1500M Round 1 Heat 4 / Aug. 09

RANK	NAME	CTRY	RESULT	INTERMEDIATE LEADERS
RANG			RESULTAT	PREMIERS DES INTEREDIAIRES
1	Cruz, Joaquim	BRA	3:41.01 Q	400 1:00.21 Rodrigues
2	Scott, Steve	USA	3:41.02 Q	Cruz
3	Hillardt, Michael	AUS	3:41.18 Q	Scott
4	O'Mara, Frank	IRL	3:41.76	800 2:04.52 Cruz
5	Gonzalez, Alex	FRA	3:42.84	Musango
6	Handelsman, Mark	ISR	3:45.05	Gonzalez
7	Morcelli, Abderrahmane	ALG	3:45.09	1100 2:48.29 Gonzalez
8	Musango, Archfel	ZAM	3:46.99	Cruz
9	Allassane, Adamou	NIG	3:56.43	Scott
10	Rodrigues, Tito	SUR	4:02.87	1200 3:02.07 Gonzalez
	Zdravkovic, Dragan	YUG	DNF	Cruz
				Scott

TEMPERATURE 27C 80F

## Men/1500M Round 1 Heat 5 / Aug. 09

RANK	NAME	CTRY	RESULT	INTERMEDIATE LEADERS
RANG			RESULTAT	PREMIERS DES INTEREDIAIRES
1	Abascal, Jose	ESP	3:37.68 Q	400 55.88 Materazzi
2	Wirz, Peter	SUI	3:37.75 Q	Jonga
3	Becker, Uwe	FRG	3:37.76 Q	Igohe
4	Materazzi, Riccardo	ITA	3:37.95 Q	800 1:57.04 Materazzi
5	Scammell, Pat	AUS	3:39.18 Q	Igohe
6	Igohe, James	TAN	3:39.62 Q	Wirz
7	Jonga, Tapfumane	ZIM	3:40.42 Q	1100 2:42.34 Abascal
8	Ganunga, Isaac	MAW	3:53.86	Igohe
9	Garcia-Molina, Hugo-Allan	GUA	3:57.59	Becker
10	Kim, Bok-Joo	KOR	4:02.63	1200 2:56.72 Abascal
	Aziz, Ibrahim	UAE	DNF	Igohe
				Becker

TEMPERATURE 27C 80F

## Men/1500M Round 1 Heat 6 / Aug. 09

RANK	NAME	CTRY	RESULT	INTERMEDIATE LEADERS
RANG			RESULTAT	PREMIERS DES INTEREDIAIRES
1	Cram, Steve	GBR	3:40.33 Q	400 1:00.35 Wandu
2	Spivey, Jim	USA	3:40.58 Q	O'Donoghue
3	O'Donoghue, Peter	NZL	3:40.69 Q	Ortega
4	Bile, Abdi	SOM	3:40.72 Q	800 2:00.87 O'Donoghue
5	Cheruiyot, Kipkoech	KEN	3:41.96	Ortega
6	Wandu Hamonge, Zakaria	TAN	3:45.55	Cram
7	Rajakumar, Batulamai	MAL	3:55.19	1100 2:45.56 O'Donoghue
8	Rudasingwa, Jmv	RWA	3:57.62	Cram
9	Sinon, Philip	SEY	4:25.80	Spivey
10	Lozano Idjabe, Diosdado	GEQ	4:34.71	1200 2:59.70 O'Donoghue
	Ortega, Omar	ARG	DNF	Cram
				Spivey

TEMPERATURE 27C 80F

## Men/1500M Semi-Final Heat 1 / Aug. 10

RANK	NAME	CTRY	RESULT	INTERMEDIATE LEADERS
RANG			RESULTAT	PREMIERS DES INTEREDIAIRES
1	Abascal, Jose	ESP	3:35.70 Q	400 56.07 Igohe
2	Scott, Steve	USA	3:35.71 Q	Materazzi
3	Coe, Sebastian	GBR	3:35.81 Q	Coe
4	Cheshire, Joseph	KEN	3:35.83 Q	800 1:56.13 Igohe
4	Wirz, Peter	SUI	3:35.83 Q	Coe
6	Rogers, Anthony	NZL	3:36.48 Q	Materazzi
7	Materazzi, Riccardo	ITA	3:36.51 Q	1100 2:40.41 Coe
8	Hillardt, Michael	AUS	3:38.12	Abascal
9	Thiebaut, Pascal	FRA	3:40.96	Igohe
10	Igohe, James	TAN	3:41.57	1200 2:54.72 Coe
	Guimaraes, Agberto	BRA	DNF	Abascal
	Bile, Abdi	SON	DQ	Scott

TEMPERATURE 24C 75F

## Men/1500M Semi-Final Heat 2 / Aug. 10

RANK	NAME	CTRY	RESULT	INTERMEDIATE LEADERS
RANG			RESULTAT	PREMIERS DES INTEREDIAIRES
1	Cram, Steve	GBR	3:36.30 Q	400 55.95 Scammell
2	Spivey, Jim	USA	3:36.53 Q	Khalifa
3	Vera, Andres	ESP	3:36.55 Q	Ovett
4	Ovett, Steve	GBR	3:36.55 Q	800 1:57.88 Scammell
5	Khalifa, Omar	SUD	3:36.76 Q	Khalifa
6	Becker, Uwe	FRG	3:37.28	Mei
7	Mei, Stefano	ITA	3:37.96	1100 2:42.14 Mei
8	O'Donoghue, Peter	NZL	3:38.71	Ovett
9	O'Sullivan, Marcus	IRL	3:39.40	Cram
10	Scammell, Pat	AUS	3:40.83	1200 2:55.87 Mei
11	Jonga, Tapfumane	ZIM	3:41.80	Ovett
	Cruz, Joaquim	BRA	DNF	Cram

TEMPERATURE 24C 75F

**Men/1500M**  
**Final/Aug. 11****Hommes/1500m**  
**Finale/ 11 Aout**

RANK RANG	NAME	CTRY	RESULT RESULTAT	INTERMEDIATE TIMES/400, 800, 1100, 1200 TEMPS INTERMEDIARES
1	Coe, Sebastian	GBR	3:32.53	(58.94, 1:56.92, 2:39.28, 2:53.21)
2	Cram, Steve	GBR	3:33.40	(59.21, 1:57.31, 2:39.58, 2:53.55)
3	Abascal, Jose	ESP	3:34.30	(59.25, 1:57.10, 2:39.04, 2:53.21)
4	Cheshire, Joseph	KEN	3:34.52	(58.88, 1:57.62, 2:40.30, 2:54.09)
5	Spivey, Jim	USA	3:36.07	(59.36, 1:57.73, 2:40.06, 2:54.27)
6	Wirz, Peter	SUI	3:36.97	(59.52, 1:58.04, 2:41.05, 2:55.80)
7	Vera, Andres	ESP	3:37.02	(59.48, 1:57.90, 2:41.09, 2:55.46)
8	Khalifa, Omar	SUD	3:37.11	(58.85, 1:57.24, 2:40.36, 2:54.74)
9	Rogers, Anthony	NZL	3:38.98	(59.67, 1:57.84, 2:40.92, 2:55.63)
10	Scott, Steve	USA	3:39.86	(59.10, 1:56.81, 2:39.99, 2:54.51)
11	Materazzi, Riccardo	ITA	3:40.74	(59.08, 1:58.41, 2:42.12, 2:56:86)
	Ovett, Steve	GBR	DNF	(59.44, 1:57.47, 2:39.88)

TEMPERATURE 24C 75F

*Race-in-Review: Omar Khalifa (SUD), Steve Scott (USA) and Jose Abascal (ESP) were the leaders at 400, 800, and 1200 meters, respectively. With 200 meters to go Abascal maintained a slight advantage over Sebastian Coe (GBR), and Steve Cram (GBR). Coe passed Abascal on the final curve and held off the stretch charge of Cram to win his second consecutive Olympic gold medal in this event.*  
*Compte rendu: Omar Khalifa (SUD), Steve Scott (USA) et Jose Abascal (ESP) étaient respectivement les leaders aux 400, 800 et 1200m. Avec 200m de course restant à couvrir, Abascal conservait un léger avantage sur Sebastian Coe, Grande-Bretagne, et Steve Cram, Grande-Bretagne. Coe passait Abascal pendant le dernier virage et résistait à l'assaut de Cram pour gagner sa 2e médaille d'or olympique consécutive dans cette épreuve.*

**Men/3000M Steeplechase**  
**Round 1 Heat 1 / Aug. 06****Hommes/3000m steeplechase**  
**Tour éliminatoire 1 serie 1 / 06 Aout**

*The first 6 and 6 next fastest overall qualify for the semi-final*  
*Les 6 premiers et les 6 meilleurs temps se qualifient pour la demi-finale*

RANK RANG	NAME	CTRY	RESULT RESULTAT	INTERMEDIATE LEADERS PREMIERS DES INTERMEDIARES
1	Diemer, Brian	USA	8:25.92 Q	1000 2:52.33 Panetta
2	Ramon, Domingo	ESP	8:26.04 Q	2000 5:42.37 Debacker
3	Baccouche, Fethi	TUN	8:27.49 Q	
4	Van Djick, William	BEL	8:29.68 Q	
5	Ulloa, Emilio	CHI	8:29.71 Q	
6	Debacker, Pascal	FRA	8:30.35 Q	
7	Davies-Hale, Paul	GBR	8:31.97 Q	
8	Panetta, Francesco	ITA	8:37.05 Q	
9	Rono, Kiprotich	KEN	8:41.75	
10	Caceres, Pedro	ARG	8:50.02	
11	Mpio, Emmanuel	CGO	9:05.58	
12	Alakbary, Azzan	OMA	10:22.96	

TEMPERATURE 27C 80F

**Men/3000M Steeplechase**  
**Round 1 Heat 2 / Aug. 06****Hommes/3000m steeplechase**  
**Tour éliminatoire 1 serie 2 / 06 Aout**

RANK RANG	NAME	CTRY	RESULT RESULTAT	INTERMEDIATE LEADERS PREMIERS DES INTERMEDIARES
1	Korir, Julius	KEN	8:29.08 Q	1000 2:54.16 Korir
2	Hackney, Roger	GBR	8:30.31 Q	2000 5:43.33 Korir
3	Mahmoud, Joseph	FRA	8:30.85 Q	
4	Koeleman, Hans	HOL	8:31.34 Q	
5	Duhaime, Greg	CAN	8:31.54 Q	
6	Rios, Carmelo	PUR	8:31.88 Q	
7	Boffi, Franco	ITA	8:32.26 Q	
8	Gregorek, John	USA	8:38.43 Q	
9	Torres, Juan	ESP	8:40.76	
10	Begego, Hector	PHI	8:53.70	
11	Garcia-Molina, Hugo-Allan	GUA	9:02.41	
12	Lopez, Ramon	PAR	9:36.36	

TEMPERATURE 27C 80F

**Men/3000M Steeplechase**  
**Round 1 Heat 3 / Aug. 06****Hommes/3000m steeplechase**  
**Tour éliminatoire 1 serie 3 / 06 Aout**

RANK RANG	NAME	CTRY	RESULT RESULTAT	INTERMEDIATE LEADERS PREMIERS DES INTERMEDIARES
1	Kariuki, Julius	KEN	8:19.45 Q	1000 2:50.03 Philippou
2	Renner, Peter	NZL	8:22.95 Q	2000 5:36.96 Renner
3	Daenens, Peter	BEL	8:28.26 Q	
4	Marsh, Henry	USA	8:29.23 Q	
5	Reitz, Colin	GBR	8:29.33 Q	
6	Ekblom, Tommy	FIN	8:29.45 Q	
7	Philippou, Filippou	CYP	8:30.09 Q	
8	O'Brien, Liam	IRL	8:31.89 Q	
9	Zadok, Yehuda	ISR	8:42.28	
10	Kim, Joo-Yong	KOR	8:43.50	
11	Mane, Albert	SEY	9:32.30	
	Bayi, Filbert	TAN	DNF	

TEMPERATURE 27C 80F

**Men/3000M Steeplechase**  
**Semi-Final Heat 1 / Aug. 08****Hommes/3000m steeplechase**  
**Demi-finale serie 1 / 08 Aout**

*The first 5 and 2 next fastest overall qualify for the final*  
*Les 5 premiers et les 2 meilleurs temps se qualifient pour la finale*

RANK RANG	NAME	CTRY	RESULT RESULTAT	INTERMEDIATE LEADERS PREMIERS DES INTERMEDIARES
1	Ramon, Domingo	ESP	8:19.08 Q	1000 2:49.47 Boffi
2	Debacker, Pascal	FRA	8:20.34 Q	Debacker
3	Ekblom, Tommy	FIN	8:20.54 Q	Duhaime
4	Marsh, Henry	USA	8:20.57 Q	2000 5:40.24 Debacker
5	Hackney, Roger	GBR	8:20.77 Q	O'Brien
6	Kariuki, Julius	KEN	8:21.07 Q	Hackney
7	Van Djick, William	BEL	8:23.08	
8	Davies-Hale, Paul	GBR	8:26.15	
9	Duhaime, Greg	CAN	8:26.32	
10	Boffi, Franco	ITA	8:30.82	
11	O'Brien, Liam	IRL	8:34.90	
12	Philippou, Filippou	CYP	8:39.47	

TEMPERATURE 22C 70F

**Men/3000M Steeplechase**  
**Semi-Final Heat 2 / Aug. 08****Hommes/3000m steeplechase**  
**Demi-finale serie 2 / 08 Aout**

RANK RANG	NAME	CTRY	RESULT RESULTAT	INTERMEDIATE LEADERS PREMIERS DES INTERMEDIARES
1	Korir, Julius	KEN	8:17.40 Q	1000 2:48.11 Renner
2	Renner, Peter	NZL	8:18.12 Q	Reitz
3	Diemer, Brian	USA	8:18.36 Q	Korir
4	Reitz, Colin	GBR	8:18.62 Q	2000 5:34.29 Renner
4	Mahmoud, Joseph	FRA	8:18.62 Q	Reitz
6	Baccouche, Fethi	TUN	8:18.70 Q	Korir
7	Daenens, Peter	BEL	8:21.77	
8	Ulloa, Emilio	CHI	8:28.99	
9	Panetta, Francesco	ITA	8:31.24	
10	Koeleman, Hans	HOL	8:32.29	
11	Gregorek, John	USA	8:38.19	
12	Rios, Carmelo	PUR	8:44.70	

TEMPERATURE 22C 69F

**Men/3000M Steeplechase**  
**Final / Aug. 10****Hommes/3000m steeplechase**  
**Finale / 10 Aout**

RANK RANG	NAME	CTRY	RESULT RESULTAT	INTERMEDIATE LEADERS PREMIERS DES INTERMEDIARES
1	Korir, Julius	KEN	8:11.80	1000 2:47.40 Renner
2	Mahmoud, Joseph	FRA	8:13.31	Hackney
3	Diemer, Brian	USA	8:14.06	Korir
4	Marsh, Henry	USA	8:14.25	2000 5:32.51 Renner
5	Reitz, Colin	GBR	8:15.48	Korir
6	Ramon, Domingo	ESP	8:17.27	Diemer
7	Kariuki, Julius	KEN	8:17.47	
8	Debacker, Pascal	FRA	8:21.51	
9	Ekblom, Tommy	FIN	8:23.95	
10	Hackney, Roger	GBR	8:27.10	
11	Renner, Peter	NZL	8:29.81	
12	Baccouche, Fethi	TUN	8:43.40	

TEMPERATURE 22C 72F

*Race-in-Review: Peter Renner (NZL) was the pacesetter over the first 2000 meters with Julius Korir (KEN), Brian Diemer (USA) and Julius Kariuki (KEN) close behind. Korir assumed leadership with 400 meters to go as Henry Marsh (USA) made a big surge into second place. Korir moved strongly a way from Marsh at the beginning of the final curve to score his big victory. Joseph Mahmoud (FRA) passed Marsh in midstretch and Diemer caught his teammate at the finish line for the bronze.*  
*Compte rendu: Peter Renner (NZL) prenait et conservait le commandement pendant les 2.000 premiers mètres et devant Julius Korir (KEN), Brian Diemer (USA) et Julius Kariuki (KEN) tous trois très près derrière lui. Korir prenait la tête alors qu'il y avait encore 400m à courir, tandis que Henry Marsh (USA) produisait un gros effort qu'il propulsait à la seconde place. Korir se détachait alors irrésistiblement de Marsh au début du dernier virage pour remporter sa 1<sup>ère</sup> grande victoire. Joseph Mahmoud (FRA) dépassait Marsh au milieu de la dernière ligne droite et Diemer passait son coéquipier sur le fil pour remporter la médaille de bronze.*

**Men/5000M**  
**Round 1 Heat 1 / Aug. 08****Hommes/5000m**  
**Tourlimrutoirs1-1/08 Aout**

*The first 6 and 6 next fastest overall qualify for the semi-final*  
*Les 6 premiers et les 6 meilleurs temps se qualifient pour la demi-finale*

RANK RANG	NAME	CTRY	RESULT RESULTAT	INTERMEDIATE LEADERS PREMIERS DES INTERMEDIARES
1	Canario, Ezequiel	POR	13:43.28 Q	1000 2:44.21 Canario
2	Vainio, Martti	FIN	13:45.16 Q	Garcia
3	Hutchings, Tim	GBR	13:46.01 Q	Rousseau
4	Flynn, Ray	IRL	13:46.84 Q	2000 5:28.47 Canario
5	Waigwa, Wilson	KEN	13:48.84 Q	Vainio
6	Padilla, Doug	USA	13:52.56 Q	Rousseau
7	Rousseau, Vincent	BEL	13:57.96	3000 8:15.33 Canario
8	Silva, Jose Joao	BRA	14:03.44	Vainio
9	Garcia, Jorge	ESP	14:12.15	Waigwa
10	Rutginga, Mohamedi	TAN	14:27.78	4000 11:01.34 Vainio
11	Gomez, Julio Cesar	ARG	14:28.48	Canario
12	Mambosasa, George	MAW	14:48.08	Waigwa
13	Kilani, Basil	JOR	15:20.58	4600 12:39.48 Vainio
14	Twegbe, Nimley	LBR	17:36.69	Canario
	Hufane, Ali	SOM	DNF	Hutchings

TEMPERATURE 28C 85F

# Athletics

Men/5000M				Hommes/5000m			
Round 1 Heat 2 / Aug. 08				Tour éliminatoire 1 serie 2 / 08 Aout			
RANK	NAME	CTRY	RESULT	INTERMEDIATE	LEADERS		
RANG			RESULTAT	PREMIERS	DES	INTERMEDIARES	
1	Erixon, Mats	SWE	13:44.45 Q	1000	2:47.47	Ayaz	
2	Walker, John	NZL	13:44.75 Q			Herle	
3	Clary, Don	USA	13:44.97 Q			Verbeeck	
4	Aouita, Said	MAR	13:45.66 Q	2000	5:36.59	Gouda	
5	Verbeeck, Bob	BEL	13:46.27 Q			Herle	
6	Herle, Christoph	FRG	13:46.35 Q			Verbeeck	
7	Williams, Paul	CAN	13:47.56 Q	3000	8:26.54	Gouda	
8	Jaspers, Stijn	HOL	13:58.51			Herle	
9	Gouda, Muss	SUD	13:59.41			Verbeeck	
10	Selvaggio, Piero	ITA	14:04.74	4000	11:13.07	Williams	
11	Ayaz, Necdet	TUR	14:36.89			Jaspers	
12	Muslar, Eugene	BIZ	15:05.78			Clary	
13	Tokwepota, Tau	NGU	15:24.68	4600	12:46.38	Williams	
14	Cornielle, Ruddy	DOM	17:16.77			Clary	
	Baccouche, Fethi	TUN	DNF			Aouita	

TEMPERATURE 28C 85F

Men/5000M				Hommes/5000m			
Round 1 Heat 3 / Aug. 08				Tour éliminatoire 1 serie 3 / 08 Aout			
RANK	NAME	CTRY	RESULT	INTERMEDIATE	LEADERS		
RANG			RESULTAT	PREMIERS	DES	INTERMEDIARES	
1	Cheruiyot, Charles	KEN	13:45.99 Q	1000	2:52.99	Swai	
2	Martin, Eamonn	GBR	13:46.16 Q			Gamlieel	
2	Lacy, Steve	USA	13:46.16 Q			Antibo	
2	Ryffel, Markus	SUI	13:46.16 Q	2000	5:40.95	Swai	
5	Campos, Joao	POR	13:46.27 Q			Gimlieel	
6	Antibo, Salvatore	ITA	13:46.32 Q			Cheruiyot	
7	Ncube, Zephaniah	ZIM	13:46.33 Q	3000	8:29.31	Swai	
8	Moenkemeyer, Uwe	FRG	13:48.66 Q			Gamlieel	
9	Alcala, Gerardo	MEX	13:50.60 Q			Cheruiyot	
10	Gamlieel, Arye	ISR	14:02.98	4000	11:12.72	Cheruiyot	
11	Swai, Alphonse	TAN	14:22.20			Antibo	
12	Tipan, Luis	ECU	14:52.43			Ryffel	
13	Lopez, Ramon	PAR	15:16.64	4600	12:49.57	Cheruiyot	
	Duhaime, Greg	CAN	DNF			Ryffel	
						Antibo	

TEMPERATURE 28C 85F

Men/5000M				Hommes/5000m			
Round 1 Heat 4 / Aug. 08				Tour éliminatoire 1 serie 4 / 08 Aout			
RANK	NAME	CTRY	RESULT	INTERMEDIATE	LEADERS		
RANG			RESULTAT	PREMIERS	DES	INTERMEDIARES	
1	Leitao, Antonio	POR	13:51.33 Q	1000	2:49.75	Barie	
2	Moorcroft, David	GBR	13:51.40 Q			Aguilar	
3	Castro, Eduardo	MEX	13:51.46 Q			Leitao	
4	Loikkanen, Antti	FIN	13:51.47 Q	2000	5:40.17	Barie	
5	Bounour, Abdelrazzak	ALG	13:51.52 Q			Aguilar	
6	Aguilar, Omar	CHI	13:51.53 Q			Leitao	
7	Kipkoech, Paul	KEN	13:51.54 Q	3000	8:28.24	Barie	
8	Barie, Zakariah	TAN	13:53.00 Q			Aguilar	
9	Selvaggio, Antonio	ITA	13:55.73			Leitao	
10	Soler, Roger	PER	14:28.26	4000	11:17.13	Barie	
11	Mora, Orlando	CRC	14:33.49			Aguilar	
12	Situ, Kumbanza	ZAI	15:02.52			Kipkoech	
13	Algadi, Ali Saleh	YAR	16:06.58	4600	12:53.16	Barie	
	Prieto, Antonio	ESP	DNF			Leitac	
						Kipkoech	

TEMPERATURE 28C 85F

Men/5000M				Hommes/5000m			
Semi-Final Heat 1 / Aug. 09				Demi-finale serie 1 / 09 Aout			
RANK	NAME	CTRY	RESULT	INTERMEDIATE	LEADERS		
RANG			RESULTAT	PREMIERS	DES	INTERMEDIARES	
1	Waigwa, Wilson	KEN	13:38.59 Q	1000	2:51.36	Ncube	
2	Leitao, Antonio	POR	13:39.76 Q			Flynn	
3	Ryffel, Markus	SUI	13:40.08 Q			Barie	
4	Flynn, Ray	IRL	13:40.74 Q	2000	5:41.77	Ncube	
5	Martin, Eamonn	GBR	13:41.70 Q			Flynn	
6	Padilla, Doug	USA	13:41.73 Q			Barie	
7	Barie, Zakariah	TAN	13:43.49	3000	8:26.10	Ncube	
8	Alcala, Gerardo	MEX	13:45.98			Leitac	
9	Williams, Paul	CAN	13:46.34			Barie	
10	Lacy, Steve	USA	13:46.65	4000	11:07.66	Leitao	
11	Aguilar, Omar	CHI	13:51.13			Barie	
12	Ncube, Zephaniah	ZIM	13:53.25			Padilla	
13	Bounour, Abdelrazzak	ALG	13:57.43	4600	12:40.02	Ryffel	
14	Loikkanen, Antti	FIN	13:58.74			Leitao	
	Moenkemeyer, Uwe	FRG	DNF			Flynn	

TEMPERATURE 25C 76F

# Athlétisme

Men/5000M				Hommes/5000m			
Semi-Final Heat 2 / Aug. 09				Demi-finale serie 2 / 09 Aout			
RANK	NAME	CTRY	RESULT	INTERMEDIATE	LEADERS		
RANG			RESULTAT	PREMIERS	DES	INTERMEDIARES	
1	Aouita, Said	MAR	13:28.39 Q	1000	2:48.83	Canario	
2	Moorcroft, David	GBR	13:28.44 Q			Verbeeck	
3	Walker, John	NZL	13:28.48 Q			Aouita	
4	Cheruiyot, Charles	KEN	13:28.56 Q	2000	5:30.54	Canario	
5	Hutchings, Tim	GBR	13:28.60 Q			Hutchings	
6	Kipkoech, Paul	KEN	13:29.08 Q			Aouita	
7	Erixon, Mats	SWE	13:29.72 Q	3000	8:12.73	Kipkoech	
8	Vainio, Martti	FIN	13:30.48 Q			Aouita	
9	Canario, Ezequiel	POR	13:32.64 Q			Canario	
10	Campos, Joao	Pm	13:34.46	4000	10:57.81	Cheruiyot	
11	Castro, Eduardo	MEX	13:42.04			Aouita	
12	Clary, Don	USA	13:46.02			Canario	
13	Verbeeck, Bob	BEL	13:46.03	4600	12:31.53	Aouita	
14	Antibo, Salvatore	ITA	13:47.53			Moorcroft	
	Herle, Christoph	FRG	DNF			Hutchings	

TEMPERATURE 22C 72F

Men/5000M				Hommes/5000m			
Final / Aug. 11				Finale / 11 Aout			
RANK	NAME	CTRY	RESULT	INTERMEDIATE	LEADERS		
RANG			RESULTAT	PREMIERS	DES	INTERMEDIARES	
1	Aouita, Said	MAR	13:05.59	1000	2:37.22	Canario	
2	Ryffel, Markus	SUI	13:07.54			Leitao	
3	Leitao, Antonio	POR	13:09.20			Aouita	
4	Hutchings, Tim	GBR	13:11.50	2000	5:17.77	Leitao	
5	Kipkoech, Paul	KEN	13:14.40			Aouita	
6	Cheruiyot, Charles	KEN	13:18.41			Canario	
7	Padilla, Doug	USA	13:23.56	3000	7:59.24	Leitao	
8	Walker, John	NZL	13:24.46			Aouita	
9	Canario, Ezequiel	POR	13:26.50			Cheruiyot	
10	Waigwa, Wilson	KEN	13:27.34	4000	10:38.76	Leitao	
11	Flynn, Ray	IRL	13:34.50			Aouita	
12	Erixon, Mats	SWE	13:41.64			Hutchings	
13	Martin, Eamonn	GBR	13:53.34	4600	12:10.40	Leitac	
14	Moorcroft, David	GBR	14:16.61			Aouita	
	Vainio, Martti	FIN	DNF			Ryffel	

TEMPERATURE 24C 75F

*Race-in-Review: Antonio Leitao (POR) set the pace for much of the race and still led Said Aouita (MAR) and Tim Hutchings (GBR) on the final backstretch. With 250 meters to go, Aouita made a powerful move into first place followed closely by Markus Ryffel (SUI). Aouita finished ten meters ahead of Ryffel and Leitao had enough left to hold off Hutchings for the bronze medal.*

*Compte rendu: Antonio Leitao (POR) imposait le rythme pendant la plus grande partie de la course et menait encore devant Said Aouita (MAR) et Tim Hutchings (GBR) dans l'avant-dernière ligne droite. Avec 250m de course à courir, Aouita produisait un puissant effort qui le faisait passer en 1 ère position devant Markus Ryffel (SUI). Aouita terminait avec 10m d'avance sur Ryffel et Leitao parvenait à maintenir son avance devant Hutchings pour remporter la médaille de bronze.*

Men/10,000M				Hommes/10,000m			
Round 1 Heat 1 / Aug. 03				Tour éliminatoire 1 serie 1 / 03 Aout			
RANK	NAME	CTRY	RESULT	INTERMEDIATE	LEADERS		
RANG			RESULTAT	PREMIERS	DES	INTERMEDIARES	
1	Mamede,Fernando	POR	28:21.87 Q	2000	5:41.16	Silva	
2	Antibo, Salvatore	ITA	28:22.57 Q			Mamede	
3	Musyoki, Mike	KEN	28:24.24 Q			Musyoki	
4	Shintaku, Masanari	JPN	28:24.30 Q	4000	11:26.90	Silva	
5	McLeod, Michael	GBR	28:24.92 Q			Musyoki	
6	Gomez, Jose	MEX	28:28.50			Mamede	
7	Aguilar, Omar	CHI	28:29.06	5000	14:21.12	Musyoki	
8	Williams, Paul	CAN	28:36.15			Mamede	
9	Virgin, Craig	USA	28:37.58			Virgin	
10	Silva, Jose Joao	BRA	29:10.52	6000	17:16.19	Silva	
11	Tipan, Luis	ECU	30:07.49			Aguilar	
12	Kivina, Ibrahim	TAN	30:29.50			Antibo	
13	Kilani, Basil	JOR	30:43.54	8000	22:58.78	Virgin	
	Lopez, Ramon	PAR	DNF			Mamede	
	Cornielle, Ruddy	DOM	DNF			Musyoki	
				9600	27:21.94	Mamede	
						Antibo	
						McLeod	

TEMPERATURE 25C 77F

Men/10,000M				Hommes/10,000m			
Round 1 Heat 2 / Aug. 03				Tour éliminatoire 1 serie 2 / 03 Aout			
RANK	NAME	CTRY	RESULT	INTERMEDIATE	LEADERS		
RANG			RESULTAT	PREMIERS	DES	INTERMEDIARES	
1	Cova, Alberto	ITA	28:26.10 Q	2000	5:51.95	Herle	
2	Ncube, Zephaniah	ZIM	28:28.53 Q			Tokwepota	
3	Nzau, Joseph	KEN	28:28.71 Q			Shahanga	
4	Herle, Christoph	FRG	28:30.28 Q	4000	11:40.39	Nzau	
5	Rose, Nick	GBR	28:31.13 Q			Cova	
6	Shahanga, Gidamis	TAN	28:42.92			Herle	
7	Prieto, Antonio	ESP	28:57.78	5000	14:29.03	Nzau	
8	Pitayo, Martin	MEX	28:59.19			Cova	
9	Cummings, Paul	USA	29:09.82			Herle	
10	Gamlieel, Arye	ISR	29:31.32	6000	17:20.52	Nzau	
11	Kulmiye, Muhiddin Mohamed	SOM	29:37.93			Cova	
12	Kambale, Matthews	MAW	30:47.73			Herle	
13	Mora, Orlando	CRC	30:49.43	8000	22:55.76	Rose	
14	Tokwepota, Tau	NGU	31:29.14			Cova	
	Algadi, Ali Saleh	VAR	DNF			Harle	
				9600	27:24.21	Cova	
						Herle	
						Rose	

TEMPERATURE 23F 74F



**Men/10,000M**  
Round 1 Heat 3 / Aug. 03

**Hommes/10,000m**  
Tour elimatoire 1 serie 3 / 03 Aout

RANK RANG	NAME	CTRY	RESULT RESULTAT	INTERMEDIATE PREMIERS DES	LEADERS INTERMEDIARES
1	Bitok, Sosthenes	KEN	28:12.17 Q	2000 5:41.72	Gouda
2	Kanai, Yutaka	JPN	28:14.67 Q		Porter
3	Bane, Zakariah	TAN	28:15.18 Q		Bitok
4	Jones, Steve	GBR	28:15.22 Q	4000 11:22.85	Gouda
5	Treacy, John	IRL	28:18.13 Q		Porter
6	Vainio, Martti	FIN	28:19.25 Q		Barie
7	Porter, Pat	USA	28:19.94 Q	5000 14:12.48	Gouda
8	Gouda, Musa	SUD	28:20.26 Q		Porter
9	Panetta, Francesco	ITA	29:00.78		Barie
10	Kassianidis, Marios	CYP	29:06.08	6000 17:01.98	Gouda
11	Tibaduiza, Domingo	COL	29:07.19		Porter
12	Gomez, Julio Cesar	ARG	29:58.06		Jones
13	Ntaole, France	LES	30:18.71	8000 22:41.89	Barie
14	Marie, Albert	SEY	32:04.11		Porter
	Ayaz, Necdet	TUR	DNF	9600 27:15.40	Jones Barie Treacy

TEMPERATURE 22C 72F

**Men/10,000M**  
Final/Aug. 06

**Hommes/10,000m**  
Final/06 Aout

RANK RANG	NAME	CTRY	RESULT RESULTAT	INTERMEDIATE PREMIERS DES	LEADERS INTERMEDIARES
1	Cova, Alberto	ITA	27:47.54	2000 5:47.61	Gouda
2	McLeod, Michael	GBR	28:06.22		Treacy
3	Musyoki, Mike	KEN	28:06.46		Barie
4	Antibo, Salvatore	ITA	28:06.50	4000 11:32.54	Gouda
5	Herle, Christoph	FRG	28:08.21		Treacy
6	Bitok, Sosthenes	KEN	28:09.01		Barie
7	Kanai, Yutaka	JPN	28:27.06	5000 14:19.84	Treacy
8	Jones, Steve	GBR	28:28.08		Porter
9	Treacy, John	IRL	28:28.68		Jones
10	Gouda, Musa	SUD	28:29.43	6000 17:00.30	Vainio
11	Ncube, Zephaniah	ZIM	28:31.61		Cova
12	Rose, Nick	GBR	28:31.73		Rose
13	Barie, Zakariah	TAN	28:32.28	8000 22:24.95	Vainio
14	Nzau, Joseph	KEN	28:32.57		Cova
15	Porter, Pat	USA	28:34.59		Musyoki
16	Shintaku, Masanari	JPN	28:55.54	9600 26:48.62	Vainio
	Mamede, Fernando	POR	DNF		Cova
	Vainio, Martti	FIN	DQ		McLeod

TEMPERATURE 26C 79F

Note: Vainio finished second in 27:51.10 but was subsequently disqualified as his doping tests proved positive./Vainio termina en deuxième position en 27'51"10 avant d'être disqualifié en raison d'un résultat positif des tests de contrôle de dopage.

Race-in-Review: Martti Vainio (FIN) set the pace from the 5000-meter mark, taking over from early leaders Nick Rose (GBR) and Musa Gouda (SUD). Vainio and Alberto Cova (ITA) were at the front by themselves for the final half of the event. With less than 200 meters to go, Cova unleashed a furious kick which brought him a 3.5 second victory over Vainio. Mike McLeod (GBR) and Mike Musyoki (KEN) staged a stirring battle down the stretch for third place with McLeod a victor by .24 seconds. Vainio was subsequently disqualified for having a positive drug test and McLeod and Musyoki were moved up to second and third places, respectively. Compte rendu: Martti Vainio (FIN) imposait le rythme à partir de 5000 m, remplaçant Nick Rose (GBR) et Musa Gouda (SUD) qui avaient mené jusque-là. Vainio et Alberto Cova (ITA) étaient seuls en tête durant toute la 2e partie de l'épreuve. Avec moins de 200m à courir, Cova se détachait irrésistiblement pour gagner avec 3,5 secondes d'avance sur Vainio. Mike McLeod (GBR) et Mike Musyoki (KEN) se livraient une violente bataille depuis l'avant-dernière ligne droite pour la 3e place que McLeod remportait avec 24/100e de seconde d'avance. Parla suite, Vainio était disqualifié à cause d'un test de contrôle de dopage positif et McLeod et Musyoki avançaient respectivement aux seconde et 3e places.

**Men/Marathon**  
Final/Aug. 12

**Hommes/marathon**  
Finale/12 Aout

RANK RANG	CTRY	NAME	5 KM 25 KM	10 KM 30 KM	15 KM 35 KM	20 KM 40 KM	RESULT RESULTAT
1	POR	Lopes, Carlos	15:36 1:17:13	32:00 1:33:02	46:02 1:48:23	1:01:26 2:06:20	2:09:21
2	IRL	Treacy John	15:42 1:17:12	31:20 1:33:03	46:06 1:48:23	1:01:27 2:06:25	2:09:56
3	GBR	Spedding, Charles	15:37 1:17:12	31:19 1:33:02	46:04 1:48:23	1:01:27 2:06:25	2:09:58
4	JPN	So, Takeshi	15:40 1:17:13	31:24 1:33:03	46:05 1:48:23	1:01:20 2:06:30	2:10:55
5	AUS	De Castella, Robert	15:36 1:17:13	31:19 1:33:03	46:02 1:48:28	1:01:28 2:06:31	2:11:09
6	TAN	Ikangaa, Juma	15:35 1:17:12	31:15 1:33:02	46:00 1:48:23	1:01:35 2:06:30	2:11:10
7	KEN	Nzau, Joseph	15:35 1:17:12	31:14 1:33:02	46:01 1:48:23	1:01:26 2:06:30	2:11:28
8	DJI	Robleh, Djama	15:38 1:17:13	31:20 1:33:04	46:02 1:48:47	1:01:28 2:06:51	2:11:39
9	IRL	Kieman, Jerry	15:46 1:17:42	31:24 1:33:03	46:34 1:43:45	1:02:21 2:06:48	2:12:20
10	NZL	Dixon, Rodney	15:35 1:17:14	31:20 1:33:05	46:10 1:44:11	1:01:50 2:07:29	2:12:57
11	USA	Pfztinger, Peter	15:45 1:18:41	31:24 1:34:40	46:50 1:45:47	1:02:43 2:07:08	2:13:53
12	GBR	Jones, Hugh	15:43 1:17:45	31:21 1:33:30	46:17 1:45:15	1:01:58 2:07:08	2:13:57
13	PUR	Gonzalez, Jorge	15:48 1:18:28	31:26 1:34:20	46:49 1:45:31	1:02:32 2:06:47	2:14:00
14	JPN	Seko, Toshihiko	15:43 1:17:14	31:20 1:33:04	46:13 1:48:23	1:01:28 2:06:38	2:14:13
15	USA	Salazar, Alberto	15:41 1:17:41	31:21 1:33:32	46:15 1:50:14	1:02:28 2:07:08	2:14:19
16	TUR	Terzi, Mehmet	15:44 1:18:40	31:38 1:35:03	46:48 1:51:16	1:02:43 2:07:21	2:14:20
17	JPN	So, Shigeru	15:44 1:17:16	31:20 1:33:04	46:30 1:49:25	1:01:28 2:06:57	2:14:38

RANK RANG	CTRY	NAME	5 KM 25 KM	10 KM 30 KM	15 KM 35 KM	20 KM 40 KM	RESULT RESULTAT
18	FRG	Salzmann, Ralf	15:36 1:17:18	31:10 1:33:34	46:03 1:50:43	1:01:27 2:07:54	2:15:29
19	DEN	Joergensen, Henrik	15:48 1:18:29	31:41 1:35:22	46:39 1:51:58	1:02:28 2:08:45	2:15:55
20	DJI	Ahmed, Salah	15:37 1:17:13	31:19 1:33:03	46:00 1:48:49	1:01:27 2:07:14	2:15:59
21	TAN	Masong, Agapius	15:43 1:17:34	31:21 1:33:28	46:07 1:50:14	1:01:51 2:08:10	2:16:25
22	TAN	Shahanga, Gidamis	15:36 1:17:18	31:21 1:33:28	46:00 1:50:24	1:01:26 2:08:12	2:16:27
23	BRA	Schleder, Eloi	15:53 1:18:32	31:39 1:34:52	46:38 1:51:51	1:02:33 2:09:05	2:16:35
24	BEL	Lismont, Karel	15:38 1:18:48	31:25 1:35:42	46:15 1:52:46	1:02:21 2:09:44	2:17:07
25	DEN	Zachariassen, Allan	15:58 1:19:42	31:44 1:36:23	47:09 1:53:01	1:03:18 2:09:55	2:17:10
26	GRE	Koussis, Michael	15:37 1:18:46	31:12 1:35:46	46:05 1:52:35	1:02:00 2:09:57	2:17:38
27	FIN	Tiainen, Pertti	15:41 1:17:49	31:21 1:34:48	46:14 1:52:30	1:01:52 2:10:21	2:17:43
28	FRA	Lazare, Alain	15:51 1:19:30	32:03 1:35:59	47:12 1:53:01	1:03:08 2:10:21	2:17:52
29	UGA	Ruguga, Vincent	15:45 1:18:51	31:35 1:35:33	46:27 1:52:49	1:02:22 2:10:35	2:17:54
30	BEL	Parmentier, Armand	15:38 1:17:42	31:19 1:34:15	46:04 1:51:43	1:01:41 2:10:04	2:18:10
31	PUR	Mercado, Cesar	15:49 1:20:48	31:46 1:37:52	47:32 1:54:48	1:03:52 2:11:48	2:19:09
32	DJI	Abdillahi, Chamarke	15:39 1:18:29	31:20 1:34:50	46:13 1:53:21	1:01:54 2:11:31	2:19:11
33	NOR	Dahl, Oyvind	15:43 1:18:58	31:25 1:35:52	46:40 1:53:16	1:02:36 2:11:26	2:19:28
34	NZL	Froude, Derek	15:46 1:19:25	31:37 1:35:59	46:54 1:53:54	1:03:04 2:12:15	2:19:44
35	ITA	D'Aléo, Giovanni	15:42 1:18:40	31:22 1:35:18	46:35 1:52:55	1:02:28 2:11:50	2:20:12
36	MEX	Herrera, Jesus	15:41 1:18:03	31:21 1:34:50	46:15 1:53:07	1:01:52 2:12:13	2:20:33
37	KOR	Lee, Hong-Yul	15:56 1:20:36	32:06 1:37:12	47:46 1:54:24	1:03:59 2:12:35	2:20:56
38	BOL	Camacho, Juan	16:26 1:22:11	33:08 1:38:55	49:01 1:55:56	1:05:27 2:13:24	2:21:04
39	HOL	Vriend, Cor	16:05 1:21:39	32:16 1:38:48	48:01 1:56:05	1:04:45 2:13:42	2:21:07
40	LES	Ntaole, France	15:50 1:21:09	32:05 1:38:21	47:35 1:55:28	1:04:00 2:13:14	2:21:09
41	BEL	Geimaert, Johan	15:36 1:18:45	31:15 1:36:54	46:30 1:54:48	1:02:32 2:13:04	2:22:00
42	FRA	Boxberger, Jacky	15:47 1:19:46	31:39 1:37:30	46:46 1:55:32	1:03:06 2:14:18	2:22:38
43	ITA	Marchei, Marco	15:44 1:18:35	31:22 1:35:10	46:36 1:52:33	1:02:28 2:13:03	2:22:43
44	CAN	Boileau, Art	15:46 1:20:14	31:43 1:37:13	47:06 1:54:33	1:03:28 2:13:44	2:22:45
45	SWZ	Hlawe, Samuel	16:00 1:21:33	32:19 1:39:39	47:52 1:57:22	1:02:33 2:15:10	2:22:51
46	NEP	Manandhar, Baikuntha	16:14 1:22:35	34:52 1:39:52	49:01 1:57:18	1:05:41 2:15:09	2:22:51
47	SOM	Ismail, Ahmed Mohamed	15:36 1:18:39	31:09 1:36:37	46:00 1:57:01	1:02:21 2:15:55	2:23:27
48	KOR	Chae, Hong-Nak	16:06 1:22:16	32:39 1:39:33	48:49 1:57:16	1:05:30 2:15:22	2:23:33
49	KEN	Maisiba Gtieno, Joseph	15:37 1:19:44	31:23 1:37:19	46:33 1:55:56	1:02:43 2:15:31	2:24:19
50	SUI	Lafranchi, Bruno	15:47 1:21:57	32:04 1:39:38	47:30 1:59:36	1:04:12 2:17:23	2:24:38
51	IRL	Hooper, Dick	16:15 1:23:00	32:56 1:40:38	49:01 1:58:19	1:05:51 2:16:34	2:24:41
52	JAM	Adamson, Derrick	15:49 1:20:47	32:04 1:37:55	47:13 1:55:51	1:03:53 2:15:51	2:25:02
53	PUR	Caban, Claudio	16:33 1:24:30	33:42 1:42:02	49:58 2:00:30	1:06:59 2:19:12	2:27:16
54	LUX	Agosta, Marc	16:10 1:22:37	32:39 1:40:44	48:28 1:59:32	1:05:17 2:19:08	2:27:41
55	BOT	Theleso, Wilson	15:57 1:22:27	32:20 1:39:52	48:24 1:59:33	1:05:11 2:20:15	2:29:20
56	CHI	Silva, Alejandro	15:53 1:20:35	32:05 1:37:40	47:46 1:58:35	1:03:59 2:20:56	2:29:53
57	TPE	Chen, Chang-Ming	16:18 1:24:11	33:09 1:42:02	49:31 2:00:13	1:06:34 2:20:44	2:29:57
58	KOR	Kim, Won-Sick	16:07 1:23:36	33:03 1:42:04	48:54 2:02:30	1:05:54 2:22:42	2:30:57
59	ARG	Aguiar, Ruben	16:11 1:22:55	33:06 1:41:13	48:53 2:01:41	1:01:27 2:22:53	2:31:18
60	ISR	Shermtov, Sabag	16:06 1:22:04	32:27 1:39:44	48:47 1:58:22	1:05:00 2:21:01	2:31:34
61	LES	Rakabaele, Vincent	15:59 1:28:33	32:05 1:47:06	47:29 2:05:25	1:08:51 2:24:21	2:32:15
62	CYP	Kassianidis, Marios	16:05 1:21:19	32:32 1:41:03	48:01 2:02:50	1:04:33 2:24:11	2:32:51
63	NEP	Pandit, Arjun	17:02 1:27:26	34:38 1:46:04	50:34 2:05:06	1:09:19 2:24:41	2:32:53
64	JOR	Mahmoud, Ismaiel	17:04 1:27:55	34:52 1:46:43	50:34 2:05:46	1:09:30 2:25:29	2:33:30
65	CAN	Bordeleau, Alain	16:11 1:22:57	32:23 1:42:47	48:12 2:00:48	1:05:00 2:25:16	2:34:27
66	NGU	Tokwepota, Tau	17:03 1:29:02	35:22 1:47:49	52:40 2:07:01	1:10:50 2:27:15	2:36:36
67	ZIM	Nyambariro-Nhauro, Patric	15:38 1:20:04	31:40 1:38:02	46:24 2:01:00	1:02:41 2:24:42	2:37:18
68	KEN	Ngeny, Kimurgor	15:35 1:19:48	31:11 1:38:29	46:01 2:00:03	1:02:33 2:25:43	2:37:19
69	NEP	Yadav, Amira Prasad	17:02 1:27:08	34:51 1:46:48	50:34 2:07:12	1:09:19 2:40:20	2:38:10
70	CAF	Ambowode, Adolphe	16:17 1:26:39	33:28 1:46:49	50:07 2:07:49	1:08:01 2:31:29	2:41:26



RANK RANG	CTRY	NAME	5 KM 25 KM	10 KM 30 KM	15 KM 35 KM	20 KM 40 KM	RESULT RESULTAT
71	HON	Avila, Carlos	16:55	34:25	50:25	1:09:20	
			1:28:33	1:48:56	2:11:06	2:32:46	2:42:03
72	MAD	Randrianarivelo, Jules	16:06	32:17	48:10	1:05:21	
			1:23:39	1:44:06	2:10:53	2:32:58	2:43:05
73	SOM	Ahmed, Abdullahij	16:31	34:11	50:51	1:08:54	
			1:27:51	1:47:08	2:08:53	2:33:21	2:44:39
74	MAW	Mambosasa, George	16:19	33:11	49:59	1:08:27	
			1:26:12	1:47:32	2:09:28	2:35:58	2:46:14
75	ISV	Williams, Marlon	19:42	37:25	55:17	1:13:59	
			1:33:31	1:53:40	2:14:33	2:36:57	2:46:50
76	BOT	Mbangiwa, Johnson	16:02	33:17	49:57	1:08:23	
			1:28:13	1:50:20	2:12:32	2:36:55	2:48:12
77	PHI	Illut, Leonardo	16:22	33:23	50:21	1:10:09	
			1:30:09	1:53:47	2:16:17	2:39:30	2:49:39
78	HAI	Lamothe, Dieudonne	16:12	33:05	49:10	1:06:17	
			1:24:29	1:45:33	2:10:23	2:30:36	2:52:18
	CAN	Edge, David	15:38	31:19	46:07	1:02:14	
			1:19:12	1:37:10			DNF
	POR	Caetano, Cidalio	15:55	31:38	46:52	1:02:52	
			1:19:32	1:37:16			DNF
	ESP	De La Pane, Santiago	15:37	31:10	46:07	1:01:52	
			1:17:34				DNF
	SWE	Stahl, Kjell-Erik	15:42	32:01	47:04	1:03:47	
			1:20:57				DNF
	MEX	Gomez, Rodolfo	15:42	31:33	46:56	1:03:57	
			1:22:10	1:49:48			DNF
	HOL	Nijboer, Gerard	15:36	31:20	46:03	1:01:27	
			1:17:32				DNF
	GBR	Smith, Geoff	15:35	31:15	46:08	1:02:27	
							DNF
	NOR	Husby, Stig Roar	15:37	31:15	46:19	1:02:54	
							DNF
	AUT	Hartmann, Gerhard	16:06	32:20	48:04	1:04:40	
			1:21:58	1:39:23			DNF
	TUR	Altun, Ahmet	15:41	31:31	46:42	1:03:10	
			1:20:21				DNF
	COL	Tibaduiza, Domingo	15:45	31:19	46:33	1:02:27	
			1:18:35	1:35:01	1:52:30		DNF
	CRC	Lanzoni, Ronald	15:41	32:03	47:52	1:04:35	
			1:22:25	1:46:34			DNF
	POR	Moreira, Delfim	15:54	32:15	48:07	1:05:25	
							DNF
	MAW	Kambale, Matthews	15:42	31:53	47:46	1:04:11	
			1:21:45	1:40:05	2:01:57	2:25:36	DNF
	UGA	Achia, Wilson	15:59	32:06	47:31	1:03:58	
			1:20:49	1:38:40			DNF
	TUR	Yurdadon, Mehmet	15:34	31:09	46:04	1:01:33	
			1:17:23	1:33:49	1:53:09		DNF
	CHI	Aguilar, Omar					DNF
	HOL	Lambregts, Cor	15:35	31:19	46:07	1:02:22	
			1:19:39	1:40:04			DNF
	USA	Tuttle, John	15:41	31:11	46:51	1:03:00	
			1:19:61	1:38:32			DNF
	ZIM	Lazarus, Tommy	15:55	32:04	47:33	1:04:53	
			1:23:27	1:43:23			DNF
	MEX	Cruz, Miguel Angel	16:09	32:41	49:30	1:07:30	
							DNF
	BOT	Matlapeng, Bigboy	15:46	32:27	49:15	1:07:31	
			1:27:27	1:48:45			DNF
	LBR	Twegbe, Nimley					DNF
	ESP	Traspademe, Juan	15:44	31:12	46:45	1:03:07	
			1:20:25				DNF
	CYP	Philippou, Filippou					DNF
	SWE	Persson, Tommy	15:57	32:18	48:13	1:04:40	
			1:21:24	1:38:48	1:56:55		DNF
	ZAI	Situ, Kumbanza					DNF
	OMA	Alsameer, Awadh	17:18	34:58	52:07	1:09:58	
			1:32:15	1:59:31	2:28:43		DNF
	FIN	Vainio, Martti					DNS
	QAT	Althair, Alawi	16:51	35:12	53:05	1:12:05	
			1:31:28	1:50:35	2:09:06	2:29:09	DNF

*Race-in-Review: A large pack at the front began to disintegrate at the 30 km mark as the medal possibilities diminished to Charlie Spedding (GBR) and seven others who were within two seconds of him. Carlos Lopes (POR) made a decisive surge at the 37 km mark, leaving Spedding and John Treacy (IRL) in his wake. Lopes margin at the finish was 35 seconds as Treacy outbattled Spedding by two seconds for the silver medal. Compte rendu: Un peloton d'avant-garde assez nombreux commençait de se désintégrer aux 30 km alors que les possibilités de médailles se concentraient sur Charlie Spedding (GBR) et sept autres coureurs qui le suivaient à 2 secondes. Carlos Lopes (POR) produisit un effort décisif aux 37 km laissant Spedding et John Treacy (IRL) dans son sillage. L'avance de Lopes à l'arrivée était de 35 secondes, alors que Treacy battait Spedding de 2 secondes pour la médaille d'argent.*

## Men/110M Hurdles

Round 1/Aug. 05

## Hommes/110m haies

Tour éliminatoire 1 serie 1/05 Aout

The first 4 qualify for semi-final

Les 4 premiers se qualifient pour la demi-finale

RANK RANG	LANE COUL	NAME	CTRY	RESULT RESULTAT
1	2	Bryggare, Arto	FIN	13.35 Q
2	3	Mckoy, Mark	CAN	13.58 Q
3	5	Fontecchio, Daniele	ITA	13.75 Q
4	6	Yu, Zhicheng	CHN	14.20 Q
5	4	Benhaddad, Mohamed-Ryad	ALG	14.44
6	7	Chaparro, Nicolas	PAR	15.51
	1	Holtom, Mark	GBR	DQ

WIND/VENT +2.0 M/SEC TEMPERATURE 29C 82F

## Men/110M Hurdles

Round 1 Heat 2/Aug. 05

## Hommes/110m haies

Tour éliminatoire serie 2/05 Aout

RANK RANG	LANE COUL	NAME	CTRY	RESULT RESULTAT
1	5	Campbell, Anthony	USA	13.53 Q
2	4	Bala, Carlos	ESP	14.02 Q
3	3	Greaves, Wilbert	GBR	14.04 Q
4	1	Glass, Jeff	CAN	14.07 Q
5	6	Chevalier, Franck	FRA	14.32
6	2	Mekin, Hisham	EGY	14.67

WIND/VENT -0.5 M/SEC TEMPERATURE 29C 82F

## Men/110M Hurdles

Round 1 Heat 3/Aug. 05

## Hommes/110m haies

Tour éliminatoire 1 serie 3/05 Aout

RANK RANG	LANE COUL	NAME	CTRY	RESULT RESULTAT
1	1	Kingdom, Roger	USA	13.53 Q
2	3	Moracho, Javier	ESP	14.05 Q
3	4	Walker, Nigel	GBR	14.07 Q
4	2	Li, Jieqiang	CHN	14.29 Q
5	6	Mubarak, Naji	KUW	14.56
6	5	Spence, Eric	CAN	14.93


WIND/VENT -0.5 M/SEC TEMPERATURE 29C 82F

## Men/110M Hurdles

Round 1 Heat 4/Aug. 05

## Hommes/110m haies

Tour éliminatoire 1 serie 4/05 Aout

RANK RANG	LANE COUL	NAME	CTRY	RESULT RESULTAT
1	3	Foster, Gregory	USA	13.24 Q = 
2	6	Caristan, Stephane	FRA	13.45 Q
3	7	Wu, Chin-Jing	TPE	13.91 Q
4	4	Wright, Donald	AUS	14.00 Q
5	1	Castillo, Modesto	DOM	14.05
6	5	Ali, Helal	UAE	15.75
	2	Fong, William	SAN	DNF

WIND/VENT +1.7 M/SEC TEMPERATURE 29C 82F

## Men/110M Hurdles


Semi-Final Heat 1/Aug. 05

## Hommes/110m haies

Demi-finale serie 1/05 Aout

The first 4 qualify for the final

Les 4 premiers se qualifient pour la finale

RANK RANG	LANE COUL	NAME	CTRY	RESULT RESULTAT
1	1	Kingdom, Roger	USA	13.24 Q = 
2	5	Campbell, Anthony	USA	13.56 Q
3	8	Caristan, Stephane	FRA	13.62 Q
4	7	Glass, Jeff	CAN	13.88 Q
5	6	Moracho, Javier	ESP	13.89
6	3	Wu, Chin-Jing	TPE	14.21
7	2	Yu, Zhicheng	CHN	14.26
	4	Walker, Nigel	GBR	DNF


WIND/VENT +0.7 M/SEC TEMPERATURE 28C 82F

## Men/110M Hurdles

Semi-Final Heat 2/Aug. 05

## Hommes/110m haies

Demi-finale serie 2/05 Aout

RANK RANG	LANE COUL	NAME	CTRY	RESULT RESULTAT
1	4	Foster, Gregory	USA	13.24 Q = 
2	8	Mckoy, Mark	CAN	13.30 Q
3	5	Bryggare, Arto	FIN	13.52 Q
4	1	Sala, Carlos	ESP	13.85 Q
5	6	Greaves, Wilbert	GBR	13.86
6	2	Fontecchio, Daniele	ITA	13.86
7	3	Wright, Donald	AUS	13.93
8	7	Li, Jieqiang	CHN	14.15

WIND/VENT -1.1 M/SEC TEMPERATURE 28C 82F

**Men/110m Hurdles**  
Final/Aug. 06**Hommes/110m haies**  
Finale/06 Aout

RANK	LANE	NAME	CTRY	RESULT
RANG	COUL			RESULTAT
1	8	Kingdom, Roger	USA	13.20 <b>Q</b>
2	1	Foster, Gregory	USA	13.23
3	2	Bryggare, Arto	FIN	13.40
4	3	Mckoy, Mark	CAN	13.45
5	7	Campbell, Anthony	USA	13.55
6	6	Caristan, Stephane	FRA	13.71
7	4	Sala, Carlos	ESP	13.80
8	5	Glass, Jeff	CAN	14.15

WIND/VENT -0.4 M/SEC TEMPERATURE 28C 82F

*Race-in-Review: Mark McKoy (CAN) and Arto Bryggare (FIN) led the field out of the blocks as Greg Foster (USA) appeared to hesitate. Foster soon assumed the lead as McKoy hit the initial hurdle. Foster and Bryggare continued to lead at midrace but Roger Kingdom (USA) began to edge up on the leaders. Kingdom and Foster came off the final hurdle together and Kingdom won on the run-in. Bryggare faded in the final half of the race, but still had no difficulty holding off McKoy for third place.*

*Compte rendu: Mark McKoy (CAN) et Arto Bryggare (FIN) menaient à la sortie des blocs de dépan alors que Greg Foster (USA) semblait hésiter. Foster prenait rapidement la tête, tandis que McKoy heurtait la 1<sup>ère</sup> haie. A mi-course, Foster et Bryggare étaient toujours en tête mais Roger Kingdom (USA) commençait à rattraper les leaders. Kingdom et Foster passaient la dernière haie ensemble et Kingdom se détachait sur le terrain plat. Bryggare perdait du terrain au cours de la 2<sup>e</sup> moitié de la course mais n'avait cependant pas de problème à conserver sa 3<sup>e</sup> place devant McKoy.*

**Men/400m Hurdles**  
Round 1 Heat 1/Aug. 03**Hommes/400m haies**  
Tour elimatoire 1 serie 1/03 Aout

RANK	LANE	NAME	CTRY	RESULT
RANG	COUL			RESULTAT
1	5	Moses, Edwin	USA	49.33 <b>Q</b>
2	4	Ferreira, Antonio	BRA	49.85 <b>Q</b>
3	3	Zimmerman, Michel	BEL	49.90 <b>Q</b>
4	6	Futterknecht, Thomas	AUT	50.25
5	2	Nyberg, Thomas	SWE	50.47
6	7	Brunel, Gerard	FRA	50.99
7	1	Ghanem, Ahmed	EGY	51.08
8	8	Beattie, Phil	GBR	51.27

TEMPERATURE 26C 79F

**Men/400m Hurdles**  
Round 1 Heat 2/Aug. 03**Hommes/400m haies**  
Tour elimatoire 1 serie 2/03 Aout

RANK	LANE	NAME	CTRY	RESULT
RANG	COUL			RESULTAT
1	5	Schmid, Harald	FRG	49.34 <b>Q</b>
2	2	Smith, Karl	JAM	49.66 <b>Q</b>
3	4	Meier, Franz	SUI	49.81 <b>Q</b>
4	3	Tommelein, Rik	BEL	50.05 <b>Q</b>
5	6	Omor, Shigenori	JPN	50.14
6	7	Vamvakas, George	GRE	50.39
7	8	Zea, Oswaldo	VEN	51.44

TEMPERATURE 26C 79F

**Men/400m Hurdles**  
Round 1 Heat 3/Aug. 03**Hommes/400m haies**  
Tour elimatoire 1 serie 3/03 Aout

RANK	LANE	NAME	CTRY	RESULT
RANG	COUL			RESULTAT
1	3	Nylander, Sven	SWE	49.88 <b>Q</b>
2	6	Yoshida, Ryoichi	JPN	50.24 <b>Q</b>
3	5	Meledje Djedjemel, Rene	CIV	50.27
4	8	Rwamuhanda, Peter	UGA	50.55
5	2	Jonot, Franck	FRA	51.39
6	1	Gillingham, Martin	GBR	52.15
7	7	Confait, Vincent	SEY	53.62
8	4	Chaparro, Nicolas	PAR	56.98

TEMPERATURE 26C 79F

**Men/400m Hurdles**  
Round 1 Heat 4/Aug. 03**Hommes/400m haies**  
Tour elimatoire 1 serie 4/03 Aout

RANK	LANE	NAME	CTRY	RESULT
RANG	COUL			RESULTAT
1	3	Hawkins, Tranel	USA	49.51 <b>Q</b>
2	5	Kitur, Simon	KEN	49.70 <b>Q</b>
3	4	Schmitt, Uwe	FRG	49.77 <b>Q</b>
4	2	Hamada, Ahmed	BRN	50.62
5	1	Newhouse, Ian	CAN	51.14
6	8	Gullstrand, Christer	SWE	51.27
7	6	Abossolo Ze, Jean Pierre	CMR	52.85
8	7	Mendes, Domingos	MOZ	54.52

TEMPERATURE 26C 79F

**Men/400m Hurdles**  
Round 1 Heat 5/Aug. 03**Hommes/400m haies**  
Tour elimatoire 1 serie 5/03 Aout

RANK	LANE	NAME	CTRY	RESULT
RANG	COUL			RESULTAT
1	4	Dia Ba, Amadou	SEN	49.94 <b>Q</b>
2	1	Amike, Henry	NGR	50.11 <b>Q</b>
3	5	Gray, Ken	JAN	50.46
4	6	Briggs, Martin	GBR	50.80
5	7	Leveille, Pierre	CAN	51.47
6	2	Munyoro, Meshak	KEN	51.99
7	3	Butera, Faustin	RWA	54.36
8	8	Ebrahim, Khamis	UAE	55.50

TEMPERATURE 26C 79F

**Men/400m Hurdles**  
Round 1 Heat 6/Aug. 03**Hommes/400m haies**  
Tour elimatoire 1 serie 6/03 Aout

RANK	LANE	NAME	CTRY	RESULT
RANG	COUL			RESULTAT
1	5	Harris, Danny	USA	49.81 <b>Q</b>
2	4	Rolle, Greg	BAH	50.41 <b>Q</b>
3	8	Gus, Lloyd	CAN	51.02
4	6	Kalogiannis, Athanassios	GRE	51.27
5	7	Al-Duallah, Jasem	KUW	51.45
3	Alonso, Jose	ESP	DNF	
2	Mandonda, Alphonse	CGO	DNS	

TEMPERATURE 26C 79F

**Men/400m Hurdles**  
Semi-Final Heat 1/Aug. 04**Hommes/400m haies**  
Demi-finale 1/04 Aout

RANK	LANE	NAME	CTRY	RESULT
RANG	COUL			RESULTAT
1	3	Moses, Edwin	USA	48.51 <b>Q</b>
2	7	Hawkins, Tranel	USA	48.94 <b>Q</b>
3	8	Dia Ba, Amadou	SEN	49.44 <b>Q</b>
4	5	Zimmerman, Michel	BEL	49.79 <b>Q</b>
5	1	Kitur, Simon	KEN	49.80
6	6	Schmitt, Uwe	FRG	50.08
7	4	Rolle, Greg	BAH	50.16
8	2	Ferreira, Antonio	BRA	50.70

TEMPERATURE 25C 76F

**Men/400m Hurdles**  
Semi-Final Heat 2/Aug. 04**Hommes/400m haies**  
Demi-finale serie 2/04 Aout

RANK	LANE	NAME	CTRY	RESULT
RANG	COUL			RESULTAT
1	1	Harris, Danny	USA	48.92 <b>Q</b>
2	6	Nylander, Sven	SWE	49.03 <b>Q</b>
3	3	Schmid, Harald	FRG	49.04 <b>Q</b>
4	2	Amike, Henry	NGR	49.36 <b>Q</b>
5	4	Smith, Karl	JAM	49.58
6	5	Meier, Franz	SUI	49.89
7	8	Yoshida, Ryoichi	JPN	49.92
8	7	Tommelein, Rik	BEL	50.06

TEMPERATURE 25C 76F

**Men/400m Hurdles**  
Final/Aug. 05**Hommes/400m haies**  
Finale/05 Aout

RANK	LANE	NAME	CTRY	RESULT
RANG	COUL			RESULTAT
1	6	Moses, Edwin	USA	47.75
2	4	Harris, Danny	USA	48.13
3	5	Schmid, Harald	FRG	48.19
4	3	Nylander, Sven	SWE	48.97
5	7	Dia Ba, Amadou	SEN	49.28
6	1	Hawkins, Tranel	USA	49.42
7	8	Zimmerman, Michel	BEL	50.69
8	2	Amike, Henry	NGR	53.78

TEMPERATURE 27C 80F

*Race-in-Review: Edwin Moses (USA) built up a clear lead of about .5 second by the fifth hurdle as Harald Schmid (FRG) held second place. Moses cruised around the curve and maintained a commanding advantage all the way to the finish. Danny Harris (USA) caught Schmid after the ninth hurdle and the two staged a rousing fight for the silver medal with Harris edging Schmid by .06 second.*

*Compte rendu: Entre le départ et la 5<sup>e</sup> haie, Edwin Moses se constituait une nette avance de 1/2 seconde devant Harald Schmid (FRG). Moses ne semblait pas produire d'effort pendant le virage et parvenait à conserver un avantage significatif jusqu'à la fin de la course. Danny Harris (USA) rattrapait Schmid après la dernière haie et les deux hommes se livraient un combat acharné pour la médaille d'argent que Harris remportait en devançant Schmid de 6/100<sup>e</sup> de seconde.*

# Athletics

# Athlétisme

## 20Km Walk Final/Aug. 03

## 20km marche Finale/03 Aout

RANK	CTRY	NAME	5 KM	10 KM	15 KM	20 KM
RANG						
1	MEX	Canto, Ernesto	20:58	41:33	1:02:22	1:23:13
2	MEX	Gonzalez, Raul	20:59	41:35	1:02:31	1:23:20
3	ITA	Damilano, Maurizio	20:58	41:33	1:02:14	1:23:26
4	CAN	Leblanc, Guillaume	20:48	41:35	1:02:23	1:24:29
5	ITA	Mattioli, Carlo	20:58	41:36	1:03:00	1:25:07
6	ESP	Marin, Jose	20:59	42:05	1:03:44	1:25:32
7	USA	Evoniuk, Marco	20:58	41:52	1:03:28	1:25:42
8	NOR	Andersen, Erling	20:59	41:48	1:03:19	1:25:54
9	COL	Moreno-Moreno, Josequerub	21:22	43:10	1:04:39	1:26:04
10	AUS	Smith, David	21:00	41:47	1:04:23	1:26:48
11	CAN	Lapointe, Francois	21:06	43:02	1:05:09	1:27:06
12	COL	Moreno-Moreno, Hector	21:22	43:13	1:05:28	1:27:12
13	GBR	Vesty, Philip John	21:42	43:26	1:05:22	1:27:28
14	AUS	Baker, Simon	21:06	42:57	1:05:30	1:27:43
15	FRA	Lelievre, Gerard	21:13	43:02	1:05:18	1:27:50
16	AUS	Sawall, Willi	21:40	44:15	1:06:49	1:28:24
17	MEX	Colin, Marcelino	20:57	42:05	1:04:01	1:28:26
18	COL	Vargas, Francisco	21:40	44:14	1:06:41	1:28:46
19	GBR	Mccombie, Ian Peter	21:40	43:44	1:06:00	1:28:53
20	FRA	Fesselier, Martial	21:47	43:59	1:06:30	1:29:46
21	CAN	Jobin, Marcel	21:13	43:18	1:06:08	1:29:49
22	IND	Ram, Chand	21:43	44:15	1:07:26	1:30:06
23	USA	Heiring, Jim	21:04	43:29	1:06:43	1:30:20
24	GBR	Barry, Steven John	21:30	43:46	1:06:47	1:30:46
25	POR	Pinto, Jose	21:42	45:00	1:08:35	1:30:54
26	ALG	Ferguene, Abdelouahab	21:24	43:45	1:07:18	1:31:24
27	CHN	Zhang, Fuxin	22:18	44:36	1:07:13	1:32:10
28	ITA	Pezzatini, Alessandro	21:48	44:46	1:08:14	1:32:27
29	AUT	Toporek, Martin	22:00	45:14	1:09:13	1:33:58
30	ALG	Kechkouche, Benamar	22:18	45:54	1:10:15	1:34:12
31	HON	Folseca, Santiago	22:56	46:07	1:09:50	1:34:47
32	KEN	Munyasia, Pius	21:47	45:27	1:09:49	1:34:53
33	USA	O' Connor, Daniel	22:18	45:55	1:10:15	1:35:12
34	GUA	Alonzo-Alonzo, Jose-Victo	22:57	46:42	1:11:10	1:35:32
35	SMR	Casali, Stefano	22:56	46:10	1:10:20	1:35:48
36	BOL	Morejon, Osvaldo	22:57	47:19	1:13:39	1:44:42
37	ESA	Campos, Luis	26:06	52:24	1:20:31	1:48:45
38	JOR	Tawalbeh, Amjad	25:15	52:42	1:21:20	1:49:35
	FIN	Salonen, Reima				DNS
	FRA	Guebey, Dominique				DNS
	FRG	Hoffmann, Dieter				DNS
	NOR	Moen, Lars Ove				DNS

*Race-in-Review: Maurizio Damilano (ITA) broke out of the lead pack and took a commanding advantage at the 15 km mark, with Ernesto Canto (MEX), Guillaume Leblanc (CAN) and Raul Gonzalez (MEX) in hot pursuit. Canto took over the lead with 1000 meters remaining and Gonzalez moved into second place. Damilano held onto the third position ahead of LeBlanc.*  
*Compte rendu: Maurizio Damilano (ITA) se détachait du peloton de tête et prenait le commandement aux 15 km avec Ernesto Canto (MEX), Guillaume Leblanc (CAN) et Raul Gonzalez (MEX) tête près derrière lui. A 1000 m de l'arrivée, Canto prenait la tête et Gonzalez avançait en 2e position. Damilano réussissait à conserver la 3e place devant Leblanc.*

## 50 Km Walk Final / Aug. 11

## 50 km marche Finale / 11 Aout

RANK	CTRY	NAME	5 KM	10 KM	15 KM	20 KM	25 KM
RANG			30 KM	35 KM	40 KM	45 KM	50 KM
1	MEX	Gonzalez, Raul	23:08	46:02	1:08:44	1:31:12	1:53:54
2	SWE	Gustafsson, Bo	2:16:24	2:39:17	3:01:50	3:24:30	3:47:26
3	ITA	Bellucci, Sandro	2:19:52	2:43:04	3:06:18	3:30:00	3:53:19
4	FIN	Salonen, Reima	23:50	47:45	1:11:15	1:35:11	2:00:09
5	ITA	Ducceschi, Raffaello	2:35:28	2:50:57	3:13:24	3:35:54	3:58:30
6	USA	Schueler, Carl	23:08	46:12	1:08:54	1:32:29	1:56:23
7	ESP	Llopart, Jorge	2:20:23	2:45:21	3:09:52	3:35:09	3:59:26
8	POR	Pinto, Jose	23:40	47:48	1:11:35	1:35:42	1:59:41
9	ESP	Alcalde, Manuel	2:23:45	2:47:33	3:11:39	3:35:50	3:59:46
10	MEX	Canto, Ernesto	23:09	46:10	1:09:28	1:33:43	1:58:07
11	AUS	Harvey, Michael	2:23:10	2:48:20	3:12:46	3:47:52	4:03:09
12	FRA	Guebey, Dominique	23:38	47:33	1:11:11	1:34:10	1:57:44
13	NOR	Moen, Lars Ove	2:22:13	2:47:13	3:13:00	3:39:08	4:04:42
14	USA	O' Sullivan, Vincent	24:26	49:03	1:13:32	1:38:15	2:02:59
15	CHN	Zhang, Fuxin	2:27:18	2:51:44	3:15:56	3:40:53	4:05:47
16	GBR	Maddocks, Christopher	23:08	46:02	1:08:47	1:31:14	1:54:01
17	GUA	Alonzo-Alonzo, Jose-Victo	2:17:08	2:40:22	3:07:52	3:39:25	4:07:59
	COL	Moreno-Moreno, Josequerub	23:57	48:09	1:11:50	1:35:35	1:59:12
	ITA	Damilano, Maurizio	2:22:42	2:47:16	3:16:22	3:43:13	4:09:18
	CAN	Leblanc, Guillaume	23:10	47:11	1:11:27	1:35:46	2:00:22
	BOL	Morejon, Osvaldo	2:26:08	2:52:01	3:18:59	3:46:37	4:13:34
	AUS	Jachno, Andrew	23:31	46:49	1:10:13	1:33:40	1:58:37
	FRA	Lelievre, Gerard	2:24:25	2:52:14	3:19:32	3:48:11	4:15:12
	USA	Evoniuk, Marco	23:35	48:50	1:13:32	1:38:03	2:04:39
	CAN	Jobin, Marcel	2:59:45	3:27:35	3:56:05	4:22:51	
			24:35	49:03	1:13:36	1:38:04	2:02:44
			2:28:26	2:55:55	3:25:25	3:40:45	4:23:39
			23:54	48:25	1:12:45	1:37:05	2:01:33
			2:27:52	2:56:46	3:25:21	3:56:07	4:26:33
			24:44	50:11	1:16:09	1:41:55	2:08:21
			2:36:11	3:05:15	3:26:05	4:06:20	4:36:35
			24:06	48:11	1:12:04	1:38:04	2:00:23
			2:25:03	2:51:35	3:15:47		DNF
			23:08	46:00	1:08:44	1:31:13	1:53:54
			2:16:24	2:39:18	3:02:36		DNF
			23:21	46:20	1:08:48	1:31:14	1:53:56
			2:16:41				DNF
			24:34	49:03	1:13:38	1:40:51	2:09:19
							DNF
			23:24	47:23	1:12:17	1:37:10	2:04:51
							DNF
			24:34	49:02	1:13:36	1:38:03	2:02:43
							DNF
			23:10	46:10	1:09:07	1:32:29	1:55:51
							DNF
			23:07	46:01	1:08:48	1:32:55	DNF

RANK	CTRY	NAME	5 KM	10 KM	15 KM	20 KM	25 KM
RANG			30 KM	35 KM	40 KM	45 KM	50 KM
	AUS	Sawall, Willi	23:06	45:59	1:08:43		DNF
	SWE	Nilsson, Roland	24:26	49:07	1:13:47		DQ
	NOR	Andersen, Erling	23:20	46:10	1:08:46	1:31:17	1:53:55
	MEX	Bermudez, Martin	2:16:24	2:39:17	3:01:50	3:24:30	3:47:26
	CAN	Lapointe, Francois	23:08	46:02	1:08:45	1:31:12	1:54:02
	SWE	Simoneen, Bengt	2:17:22	2:40:58	3:03:00	3:26:04	3:49:08
	ALG	Ferguene, Abdelouahab	23:21	46:28	1:10:27	1:36:10	2:03:02
	ALG	Kechkouchs, Benamar	2:30:22	3:00:21			DQ
	ESP	Marin, Jose	24:04	47:37			DQ

*Race-in-Review: Early leaders Martin Bermudez (MEX) and Erling Andersen (NOR) were disqualified, leaving Maurizio Damilano (ITA) ahead of Raul Gonzalez (MEX) by a small margin. By the 40 km mark, Gonzalez had roared into a one minute lead over Damilano and increased his advantage to the finish for a victory margin of almost six minutes. Bo Gustafsson (SWE) edged Sandro Bellucci (ITA) for the silver medal as Damilano failed to finish.*  
*Compte rendu: Les leaders du début de la course, Martin Bermudez (MEX) et Erling Andersen (NOR), étaient disqualifiés, ce qui laissait Maurizio Damilano (ITA) en tête, devant Raul Gonzalez (MEX) très près derrière lui. Aux 40 km, Gonzalez se détachait irrésistiblement, ayant une minute d'avance sur Damilano, et il accroissait cette avance jusqu'à près de 6 minutes sur la ligne d'arrivée. Bo Gustafsson (SWE) battait Sandro Bellucci (ITA) pour la médaille d'argent alors que Damilano abandonnait.*

## Men/4 X 100M Round 1 Heat 1/Aug. 10

## Hommes/4 x 100m Tour éliminatoire 1 serie 1/10 Aout

*The first 4 and 4 next fastest overall qualify for the semi-final  
 Les 4 premiers et les 4 meilleurs temps se qualifient pour la demi-finale*

RANK	LANE	CTRY	NAME	RESULT
RANG	COUL			RESULTAT
1	8	USA	Graddy, Sam Brown, Ron Smith, Calvin Lewis, Carl	38.89 Q
2	3	FRG	Zirkelbach, Christian Klein, Peter Evers, Juergen Luebke, Ralf	39.04 Q
3	2	FRA	Richard, Antoine Boussemart, Jean-Jacques Gasparoni, Marc Marie-Rose, Bruno	40.04 Q
4	7	SEN	Sene, Mamadou Diawara, Hamidou Seck, Saliou Seck, Charles Louis	40.15 Q
5	5	THA	Choocherd, Vichan Inthachai, Rangsam Boonprasert, Prasit Promna, Sumet	40.58 Q
6	6	PAT	Salem,Wahed Abdulla, Faraj Al-Abdulla, Jamal Al-Rahim, Talal	40.60 Q
7	4	GAM	Jarju, Bakary Jallow, Dawda Jallow, Abdurahman Fye, Omar	40.73

TEMPERATURE 28C 83F

## Men/4 X 100M Round 1 Heat 2/Aug. 10

## Hommes/4 x 100m Tour éliminatoire 1 serie 2/10 Aout

RANK	LANE	CTRY	NAME	RESULT
RANG	COUL			RESULTAT
1	6	CAN	Johnson, Ben Sharpe, Tony Williams, Desai Hinds, Sterling	39.20 Q
2	7	BRA	Silva, Arnaldo Silva, Robson Nakaia, Katsuiko Correia, Paulo	39.27 Q
3	2	ITA	Ujlo, Antonio Bongiorni, Giovanni Tilli, Stefano Mennea, Pietro	39.87 Q
4	3	NGR	Adeyanju, Mao Ikpot, Esem Adegbeigbe, Lawrence Into, Chidi	39.94 Q
5	4	GHA	Attipoe, Philip Djan, Makarios Mensah, Collins Brobbly, Rex	40.20 Q



RANK	LANE	CTRY	NAME	RESULT
RANG	COUL			RESULTAT
6	5	SLE	Mansaray, Abdul Sawyer, David Peter Sandy, Felix Benjamin, Ivan	40.77
	8	PAR	Diesel, Oscar Escariza, Claudia Figueredo, Francisco Chaparro, Nicolas	DNS

TEMPERATURE 28C 83F

**Men/4 X 100M** **Hommes/4 x 100m**  
**Round 1 Heat 3/Aug. 10** **Tour elimatoire 1 serie 3/10 Aout**

RANK	LANE	CTRY	NAME	RESULT
RANG	COUL			RESULTAT
1	2	JAM	Edwards, Norman Meghoo, Gregory Quarrie, Donald Lawrence, Albert	38.93 Q
2	4	GBR	Thompson, Daley Reid, Donovan McFarlane, Michael Wells, Allan	39.00 Q
3	7	INA	Kardiono, Johannes Purnomo Nenepath, Christian Witarsa, Emawan	40.43 Q
4	5	BAR	Mayers, John Grimes, Hamil Edwards, Clyde Jones, Anthony	40.47 Q
5	8	ANT	Henry, Anthony Benjamin, Lester Browne, Alfred Miller, Larry	40.70 Q
6	3	CGO	Nkounkou, Theophile Nding, Henri Kiakouama, Antoine Bemou, JeanDidace	40.74
7	6	LBR	Obey, Wallace O. Tall, Hassan Daniels, Oliver Moulton, Augustus	42.05

TEMPERATURE 28C 83F

**Men/4 X 100M** **Hommes/4 x 100m**  
**Semi-Final Heat 1/Aug. 11** **Demi-finale serie 1/11 Aout**

*The first 4 qualify for the final  
Les 4 premiers se qualifient pour la finale*

RANK	LANE	CTRY	NAME	RESULT
RANG	COUL			RESULTAT
1	3	USA	Graddy, Sam Brown, Ron Smith, Calvin Lewis, Carl (9.12)	38.44 Q
2	4	ITA	Uilo, Antonio Borgiomi, Giovanni Tilli, Stefano Mennea, Pietro (9.36)	39.32 Q
3	2	CAN	Johnson, Ben Sharpe, Tony Williams, Desai Hinds, Sterling (9.84)	39.39 Q
4	1	BRA	Silva, Arnaldo Santos, Nelson Rocha Nakaia, Katsuiko Correia, Paulo (9.54)	39.52 Q
5	7	GHA	Attipoe, Philip Djan, Makarios Mensah, Collins Brobbly, Rex (9.46)	40.19
6	5	INA	Kardiono, Johannes Purnomo Nenepath, Christian Witarsa, Ernawan (9.95)	40.37
7	6	SEN	Sene, Mamadou Diawara, Hamidou Fall, Ibrahima Seck, Charles Louis (9.46)	40.63
8	8	THA	Choocherd, Vichan Inthachai, Rangsam Boonprasert, Prasit Promna, Sumet (9.47)	40.83

TEMPERATURE 28C 82F

**Men/4 X 100M** **Hommes/4 x 100m**  
**Semi-Final Heat 2/Aug. 11** **Demi-finale serie 2/11 Aout**

RANK	LANE	CTRY	NAME	RESULT
RANG	COUL			RESULTAT
1	1	JAN	Lawrence, Albert Meghoo, Gregory Quarrie, Donald Stewart, Ray (9.21)	38.67 Q
2	4	GBR	Thompson, Daley Reid, Donovan McFarlane, Michael Wells, Allan (9.30)	38.68 Q
3	5	FRG	Koffler, Jurgen Klein, Peter Even, Juergen Luebke, Ralf (9.32)	38.70 Q
4	6	FRA	Richard, Antoine Boussemart, Jean-Jacques Gasparoni, Marc Marie-Rose, Bruno (9.43)	38.91 Q
5	2	NGR	Adeyanju, Iziaq Ikpoto, Esemé Oyeledun, Samson Imo, Chidi (9.26)	38.98
6	3	ANT	Henry, Anthony Benjamin, Lester Browne, Alfred Miller, Larry (10.03)	40.14
7	7	BAR	Mayers, John Grimes, Hamil Edwards, Clyde Jones, Anthony (9.87)	40.18
8	8	PAT	Salem, Wahed Abdulla, Faraj Al-Abdulla, Jamal Al-Rahim, Talal (9.97)	40.43

TEMPERATURE 28C 82F

**Men/4 X 100M** **Hommes/4 x 100m**  
**Final/Aug. 11** **Finale/11 Aout**

RANK	LANE	CTRY	NAME	RESULT
RANG	COUL			RESULTAT
1	5	USA	Graddy, Sam (10.29) Brown, Ron (9.19) Smith, Calvin (9.41) Lewis, Carl (8.94)	37.83
2	1	JAM	Lawrence, Albert Meghoo, Gregory Quarrie, Donald Stewart, Ray (9.28)	38.62
3	6	CAN	Johnson, Ben Sharpe, Tony Williams, Desai Hinds, Sterling (9.47)	38.70
4	3	ITA	Uilo, Antonio Borgiomi, Giovanni Tilli, Stefano Mennea, Pietro (9.25)	38.87
5	2	FRG	Koffler, Jurgen Klein, Peter Evers, Juergen Luebke, Ralf (9.37)	38.99
6	7	FRA	Richard, Antoine Boussemart, Jean-Jacques Gasparoni, Marc Marie-Rose, Bruno (9.40)	39.10
7	4	GBR	Thompson, Daley Reid, Donovan McFarlane, Michael Wells, Allan (9.36)	39.13
8	8	BRA	Silva, Arnaldo Santos, Nelson Rocha Nakaia, Katsuiko Correia, Paulo (9.44)	39.40

TEMPERATURE 28C 82F

*Race-in-Review: Ben Johnson took Canada into an early lead but a strong second leg by Ron Brown brought the USA even with Canada. Calvin Smith gave the USA a substantial lead and Carl Lewis stormed down the stretch to give the USA the gold medal in world record time. Raymond Stewart's strong anchor leg gave the silver medal to Jamaica as Canada held third place ahead of the strong finish by Pietro Mennea for Italy. Comp te rendu: Ben Johnson donnait le commandement au Canada au cours du 1 er relais, mais un très fort 2e relais effectué par Ron Brown plaçait les Etats-Unis ex-aequo avec le Canada. Calvin Smith donnait aux Etats-Unis une avance substantielle et Carl Lewis s'envolait sur la ligne droite pour donner aux Etats-Unis la médaille d'or dans un temps de record du monde. Raymond Stewart, grâce à son puissant dernier relais, remportait la médaille d'argent pour la Jamaïque, tandis que le Canada réussissait à conserver la troisième place malgré la très puissante fin de course de l'italien Pietro Mennea.*

# Athletics

# Athlétisme

**Men/4 X 400M** **Hommes/4 x 400m**  
**Round 1 Heat 1/Aug. 10** **Tour elimatoire 1 serie 1/10 Aout**

*The first 3 and 4 next fastest overall qualify for the semi-final*  
*Les 3 premiers et les 4 meilleurs temps se qualifient pour la demi-finale*

RANK	LANE	CTRY	NAME	TIME	RESULT
RANG	COUL			TEMPS	RESULTAT
1	3	AUS	Clark, Darren	47.0	3:03.72 Q
			Minihan, Gary	46.2	
			Van Mittenberg, Peter	44.7	
			Mitchell, Rick	45.8	
2	8	CAN	Sokolowski, Michael	47.3	3:04.47 Q
			Hinds, Doug	45.4	
			Saunders, Bryan	45.7	
			Bethune, Tim	46.0	
3	4	TRI	Skerritt, Anton	46.4	3:06.81 Q
			Puckerin, Michael	47.1	
			Archer, Derek	45.4	
			Paul, Michael	47.9	
4	5	SWE	Johansson, Tommy	46.9	3:07.32 Q
			Josjoe, Eric	47.2	
			Gullstrand, Christer	46.6	
			Nyberg, Thomas	46.6	
5	7	JPN	Omori, Shigenori	48.0	3:08.16 Q
			Yoshida, Ryoichi	45.8	
			Fuwa, Hiroki	48.6	
			Takano, Susumu	45.8	
6	6	MOZ	Loforte, Leonardo	47.0	3:08.95
			Goncalo, Pedro	47.8	
			Titos, Andre	46.8	
			Pereira, Henrique	47.3	
7	2	UAE	Jerbeh, Rashed	48.5	3:19.90
			Ebrahim, Khamis	51.5	
			Ismail, Mubarak	50.2	
			Aziz, Ibrahim	49.7	

TEMPERATURE 28C 82F

**Men/4 X 400M** **Hommes/4 x 400m**  
**Round 1 Heat 2/Aug. 10** **Tour elimatoire 1 serie 2/10 Aout**

RANK	LANE	CTRY	NAME	TIME	RESULT
RANG	COUL			TEMPS	RESULTAT
1	7	GBR	Akabusi, Kriss	46.5	3:06.10 Q
			Cook, Garry	46.8	
			Bennett, Todd	45.5	
			Brown, Philip	47.3	
2	2	ITA	Ribaud, Roberto	46.5	3:06.28 Q
			Nocco, Ernesto	45.9	
			Zuliani, Mauro	46.5	
			Sabia, Donato	47.4	
3	5	UGA	Govile, John	47.5	3:06.65 Q
			Kyeswa, Moses	46.4	
			Rwamuhanda, Peter	47.1	
			Okot, Mike	45.5	
4	3	FRA	Quentrec, Yann	48.1	3:08.33
			Dubois, Didier	46.6	
			Fellice, Jacques	46.3	
			Canti, Aldo	46.3	
5	6	ANT	Browne, Alfred	46.9	3:10.95
			Miller, Larry	46.8	
			Lindsay, Howard	48.4	
			Jones, Dale	48.8	
6	4	IVB	Hill, Guy	49.8	3:11.89
			Molyneaux, Jerry	47.2	
			Greenaway, Dean	46.9	
			Hodge, Lindel	47.9	
7	8	CMR	Tche Noubossie, Ernest	49.2	3:16.00
			Abossolo Ze, J. P.	49.0	
			Messomo, Barnabe	49.7	
			Moluh, Mama	48.1	

TEMPERATURE 28C 82F

**Men/4 X 400M** **Hommes/4 x 400m**  
**Round 1 Heat 3/Aug. 10** **Tour elimatoire 1 serie 3/10 Aout**

RANK	LANE	CTRY	NAME	TIME	RESULT
RANG	COUL			TEMPS	RESULTAT
1	5	BAR	Louis, Richard	46.8	3:03.31 Q
			Peltier, David	45.8	
			Edwards, Clyde	45.5	
			Forde, Elvis	45.2	
2	4	FRG	Weppler, Martin	47.0	3:03.33 Q
			Schmitt, Uwe	45.3	
			Giessing, Thomas	45.6	
			Skamrahl, Erwin	45.5	
3	3	CIV	Kablan, Degnan	46.6	3:03.50 Q
			Nogboum, Avognan	46.2	
			Meledje Djedjemel, Rene	46.2	
			Tiacoh, Gabriel	44.5	

RANK	LANE	CTRY	NAME	TIME	RESULT
RANG	COUL			TEMPS	RESULTAT
4	7	JAM	Griffiths, Steve	46.8	3:03.85 Q
			Senior, Mark	45.6	
			Wallace, Dennis	45.5	
			Morris, Devon	46.0	
5	6	BRA	Silva, Joao Batista	46.5	3:05.08 Q
			Barbosa, Jose Luiz	46.1	
			Ferreira, Antonio	46.4	
			Souza, Gerson	46.1	
8	SLE		Duwai, Prince		DNS
			Benjamin, Ivan		
			Sandy, Felix		
			Sawyer, David Peter		
2	SEN		Diallo, Boubacar		DQ
			Niang, Babacar		
			Fall Ii, Moussa		
			Dia Ba, Amadou		

TEMPERATURE 28C 82F

**Men/4 X 400M** **Hommes/4 x 400m**  
**Round 1 Heat 4/Aug. 10** **Tour elimatoire 1 serie 4/10 Aout**

RANK	LANE	CTRY	NAME	TIME	RESULT
RANG	COUL			TEMPS	RESULTAT
1	6	USA	Smith, Willie	45.1	3:01.44 Q
			Armstead, Ray	44.6	
			Babers, Alonzo	46.6	
			McCoy, Walter	45.1	
2	3	KEN	Anzarah, John	46.6	3:06.07 Q
			Kitur, Simon	45.7	
			Opicho, Jason	46.6	
			Sogomo, Elijah	47.2	
3	5	NGR	Uti, Sunday	46.7	3:06.34 Q
			Ugbusien, Moses	45.5	
			Peters, Rotimi	46.7	
			Egbunike, Innocent	47.5	
4	4	ESP	Gonzalez, Manuel	48.1	3:08.79
			Gonzalez, Benjamin	46.8	
			Sanchez, Antonio	47.7	
			Heras, Angel	46.2	
5	2	OMA	Alsharji, Barkat	49.9	3:15.87
			Alheshimi, Amor	49.7	
			Alakbary, Sulaiman	48.2	
			Almaliki, Mohammed	48.1	

TEMPERATURE 28C 82F

**Men/4 X 400M** **Hommes/4 x 400m**  
**Semi-Final Heat 1/Aug. 11** **Demi-finale serie 1/11 Aout**

*The first 4 qualify for the final*  
*Les 4 premiers se qualifient pour la finale*

RANK	LANE	CTRY	NAME	TIME	RESULT
RANG	COUL			TEMPS	RESULTAT
1	2	USA	Nix, Sunder	45.93	3:00.19 Q
			McCoy, Walter	44.65	
			Smith, Willie	44.81	
			McKay, Antonio	44.80	
2	1	GBR	Akabusi, Kriss	46.32	3:02.98 Q
			Cook, Garry	45.18	
			Bennett, Todd	45.04	
			Brown, Philip	46.44	
3	3	CAN	Sokolowski, Michael	46.93	3:03.93 Q
			Hinds, Doug	45.93	
			Saunders, Bryan	45.40	
			Bethune, Tim	45.67	
4	4	UGA	Govile, John	47.48	3:04.02 Q
			Kyeswa, Moses	45.34	
			Rwamuhanda, Peter	45.82	
			Okot, Mike	45.38	
5	5	FRG	Weppler, Martin	47.87	3:04.69
			Schmitt, Uwe	45.38	
			Vaihinger, Joerg	45.81	
			Skamrahl, Erwin	45.69	
6	8	CIV	Kablan, Degnan	47.32	3:04.87
			Nogboum, Avognan	46.51	
			Meledje Djedjemel	47.12	
			Tiacoh, Gabriel	44.92	
7	7	SWE	Johansson, Tommy	47.26	3:09.40
			Josjoe, Eric	46.92	
			Gullstrand, Christer	47.78	
			Nyberg, Thomas	47.44	
8	6	JPN	Omori, Shigenor	48.09	3:10.73
			Yoshida, Ryoich	46.47	
			Fuwa, Hiroki	50.18	
			Takano, Susumu	45.99	

TEMPERATURE 28C 82F





**Men/4 X 400M**  
Semi-Final Heat 2/Aug. 11

**Hommes/4 x 400m**  
Demi-finale serie 2/11 Aout

RANK	LANE	CTRY	NAME	TIME	RESULT
RANG	COUL			TEMPS	RESULTAT
1	3	NGR	Uti, Sunday	45.63	3:02.22 Q
			Ugbusien, Moses	45.62	
			Peters, Rotimi	45.75	
			Egbunike, Innocent	45.22	
2	6	AUS	Van Miltenberg, Peter	47.16	3:03.79 Q
			Minihan, Gary	46.01	
			Frayne, Bruce	45.46	
			Clark, Darren	45.16	
3	2	ITA	Tozzi, Roberto	46.54	3:03.87 Q
			Nocco, Ernesto	46.33	
			Ribaud, Roberto	45.95	
			Sabia, Donato	45.05	
4	1	BAR	Louis, Richard	47.06	3:03.89 Q
			Peltier, David	46.43	
			Edwards, Clyde	45.03	
			Forde, Elvis	45.37	
5	8	BRA	Silva, Joao Batista	46.12	3:03.99
			Santos, Wilson David	46.35	
			Barbosa, Jose Luiz	46.35	
			Souza, Gerson	45.17	
6	5	JAN	Griffiths, Steve	46.50	3:04.24
			Senior, Mark	45.63	
			Smith, Karl	47.02	
			Morris, Devon	45.09	
7	4	KEN	Anzarrah, John	45.69	3:04.74
			Kitur, David	46.62	
			Opicho, Jason	46.93	
			Anzarrah, John	45.50	
7	TRI	SKR	Skerritt, Anton		DQ
			Puckerin, Michael		
			Archer, Derek		
			Paul, Michael		

TEMPERATURE 28C 82F

**Men/4 X 400M**  
Final/Aug. 11

**Hommes/4 x 400m**  
Finale/11 Aout

RANK	LANE	CTRY	NAME	TIME	RESULT
RANG	COUL			TEMPS	RESULTAT
1	8	USA	Nix, Sunder	45.59	2:57.91
			Armstead, Ray	43.97	
			Rabers, Alonzo	43.75	
			McKay, Antonio	44.60	
2	2	GBR	Akabusi, Kriss	45.87	2:59.13
			Cook, Garry	44.74	
			Bennett, Todd	44.17	
			Brown, Philip	44.35	
3	7	NGR	Uti, Sunday	45.34	2:59.32
			Ugbusien, Moses	44.48	
			Peters, Rotimi	44.94	
			Egbunike, Innocent	44.56	
4	3	AUS	Frayne, Bruce	45.38	2:59.70
			Clark, Darren	43.86	
			Minihan, Gary	45.07	
			Mitchell, Rick	45.39	
5	4	ITA	Tozzi, Roberto	45.69	3:01.44
			Nocco, Ernesto	45.07	
			Ribaud, Roberto	45.73	
			Mennea, Pietro	44.95	
6	5	BAR	Louis, Richard	46.67	3:01.60
			Peltier, David	44.97	
			Edwards, Clyde	45.04	
			Forde, Elvis	44.92	
7	6	UGA	Govile, John	46.72	3:02.09
			Kyeswa, Moses	44.60	
			Rwamuhanda, Peter	46.60	
			Okot, Mike	44.37	
8	1	CAN	Sokolowski, Michael	46.09	3:02.82
			Hinds, Doug	45.04	
			Saunders, Bryan	45.43	
			Bethune, Tim	46.26	

TEMPERATURE 28C 82F

*Race-in-Review: Sunday Uti gave Nigeria the lead after the first 400 meters ahead of Australia, USA and Great Britain. Darren Clark brought Australia into first place at the second baron exchange as the USA moved into second place with Nigeria and Great Britain following. The third leg by Alonzo Babers gave the USA a margin of one second over Australia, Nigeria and Great Britain, and Antonio McKay cemented the victory with a strong finishing leg. Phil Brown brought Great Britain home in second place and Nigeria held off Australia for the bronze.*

*Compte rendu: Sunday Uti menait après 400 m pour le Nigéria devant l' Australie, les Etats-Unis et la Grande-Bretagne. Lors du 2e passage de témoin, Darren Clark amenait l' Australie à la 1 ère place, tandis que les Etats-Unis se hissaient à la 2e place devant le Nigéria et la Grande-Bretagne. Le 3e relais couru par Alonzo Babers donnait aux Etats-Unis une avance d' une seconde sur l'Australie, le Nigéria et la Grande-Bretagne et Antonio McKay assurait la victoire américaine grâce à un très fort dernier relais. Phil Brown finissait 2e pour la Grande-Bretagne et le Nigéria réussissait à battre l' Australie pour la médaille de bronze.*

**Men/High Jump**  
Qualifying Group 1/Aug. 10

**Hommes/saut en hauteur**  
Qualification groupe 1/10 Aout

Minimum 12 plus ties for 12th place qualify; Qual. 2.24m/7' 4 1/4"  
Minimum 12 et les athletes ex aequo pour la 12eme place se qualifient

RANK	NAME	CTRY	ORDER	HEIGHT	OF THE	BAR/	RESULTS
RANG			ORDRE	HAUTEUR	DE LA	BARRE	RESULTATS
205 210 215 218 221 224							
1	Goode, Milton	USA	1	-	-	0 0 0	2.24 (7'4 1/4") Q
	Sjoeberg, Patrik	SWE	3	-	-	0 0 0	2.24 (7'4 1/4") Q
	Zhu, Jianhua	CHN	8	-	0	0 0 0	2.24 (7'4 1/4") Q
	Hordquist, Doug	USA	9	-	0	0 0 0	2.24 (7'4 1/4") Q
	Ottey, Milt	CAN	13	-	0	0 0 0	2.24 (7'4 1/4") Q
	Moegenburg, Dietmar	FRG	14	-	-	0 0 0	2.24 (7'4 1/4") Q
7	Stones, Dwight	USA	7	-	0	0 XO 0	2.24 (7'4 1/4") Q
8	Niemi, Erkki	FIN	5	-	0	0 0 0	2.24 (7'4 1/4") Q
9	Dalhaeuser, Roland	SUI	10	-	-	- XXO XO	2.24 (7'4 1/4") Q
10	Thraenhardt, Carlo	FRG	6	0	-	X- 0 XXO	2.24 (7'4 1/4") Q
11	Sakamoto, Takao	JPN	11	-	0	0 0 XXX	2.21 (7'3")
	Annijs, Eddy	BEL	15	-	0	- XO XXX	2.21 (7'3")
13	Nagel, Gerd	FRG	2	0	XO	0 0 XXX	2.18 (7'1 3/4")
14	Verzy, Franck	FRA	4	-	0	XO - XXX	2.15 (7'1/2")
	Wray, Stephen	BAH	12	-	-	- XXX	

TEMPERATURE 27C 80F

**Men/High Jump**  
Qualifying Group 2/Aug. 10

**Hommes/saut en hauteur**  
Qualification groupe 2/10 Aout

RANK	NAME	CTRY	ORDER	HEIGHT	OF THE	BAR/	RESULTS
RANG			ORDRE	HAUTEUR	DE LA	BARRE	RESULTATS
205 210 215 218 221 224							
1	Liu, Yunpeng	CHN	1	-	0	0 - 0 0	2.24 (7'4 1/4") Q
2	Cai, Shu	CHN	6	-	0	0 - 0 XO	2.24 (7'4 1/4") Q
3	Eriksson, Thomas	SWE	4	-	0	0 XO 0 XXX	2.21 (7'3")
	Atkinson, John	AUS	11	0	0	0 XO 0 XXX	2.21 (7'3")
5	Parsons, Geoff	GBR	14	-	-	- XO XXX	2.21 (7'3")
6	Fizuleto, Hrvoje	YUG	3	0	XXO	XO 0 XXX	2.18 (7'1 3/4")
7	Metellus, Alain	CAN	8	-	0	0 XO XXX	2.18 (7'1 3/4")
8	Saunders, Nick	BER	12	-	0	0 XXO XXX	2.18 (7'1 3/4")
9	Canovic, Novica	YUG	5	-	-	- XXX	2.15 (7'1/2")
	Kattis, Dimitrios	GRE	13	-	-	- XXX	2.15 (7'1/2")
11	Morris, Desmond	JAN	15	-	XO	XO XXX	2.15 (7'1/2")
12	Liu, Chin-Chiang	TPE	2	0	XO	XXX	2.10 (6'10 3/4")
	Lam, Tin-Sau	HKG	9	0	XO	XXX	2.10 (6'10 3/4")
14	Mulenga, Mutale	ZAM	10	XO	XXX		2.05 (6'8 3/4")
	Naylor, Mark	GBR	7	-	-	- XXX	

**Men/High Jump**  
Final/Aug. 11

**Hommes/saut en hauteur**  
Finale/11 Aout

RANK	NAME	CTRY	ORDER	HEIGHT	OF THE	BAR/	RESULTS
RANG			ORDRE	HAUTEUR	DE LA	BARRE	RESULTATS
215 218 221 224 227 229 231 233 235 240							
1	Moegenburg, Dietmar	FRG	11	0	-	0 - 0 0 0 XXX	2.35 (7'8 1/2")
2	Sjoeberg, Patrik	SWE	4	-	-	- XO 0 XO XO XXX	2.33 (7'7 3/4")
3	Zhu, Jianhua	CHN	8	0	-	0 - 0 - 0 X- XX	2.31 (7'7")
4	Stones, Dwight	USA	3	-	0	- 0 - X- 0 XXX	2.31 (7'7")
5	Nordquist, Doug	USA	9	-	0	- 0 0 0 XXX	2.29 (7'6 1/4")
6	Ottey, Milt	CAN	7	0	-	0 XO XO 0 XXX	2.29 (7'6 1/4")
7	Liu, Yunpeng	CHN	1	0	-	0 0 XXO XO XXX	2.29 (7'6 1/4")
8	Cai, Shu	CHN	6	0	-	XO 0 XO X- XX	2.27 (7'5 1/4")
9	Niemi, Erkki	FIN	5	0	-	XO XXO XXX	2.24 (7'4 1/4")
10	Thraenhardt, Carlo	FRG	12	XO	-	XX- I	2.15 (7'3/4")
	Dalhaeuser, Roland	SUI	10	-	-	- XXX	
	Goode, Milton	USA	2	-	-	- XXX	

# Athletics

# Athlétisme

**Pole Vault** Saut a la perche  
**Qualifying Group 1/Aug. 06** Qualification groupe 1/06 Aout

Minimum 12 plus ties for 12th place qualify; Qual. 5.45m/17' 10 3/4"  
 Minimum 12 et les athletes ex aequo pour la 12 eme place se qualifient

RANK	NAME	CTRY	ORDER	HEIGHT	OF THE BAR/	RESULTS
RANG			ORDRE	HAUTEUR DE LA BARRE		RESULTATS
				<b>510 520 530 535 540 545</b>		
1	Vigneron, Thierry	FRA	01	-	-	0 - 0 5.45 (17'10 1/2") Q
	Bell, Earl	USA	02	-	-	0 - 0 5.45 (17'10 1/2") Q
	Tully, Mike	USA	07	-	-	0 - 0 5.45 (17'10 1/2") Q
4	Ruiz, Alberto	ESP	10	XO	-	XO XXO 5.45 (17'10 1/2") Q
5	Quinon, Pierre	FRA	06	-	-	XO - 0 - 5.40 (17'8 1/2") Q
6	Boahni, Felix	SUI	09	-	-	0 - XXO XXX 5.40 (17'8 1/2") Q
7	Hintnaus, Tom	BRA	05	-	-	0 - XXX 5.35 (17'6 1/2") Q
8	Ferreira, Serge	FRA	03	-	-	0 - XXX 5.30 (17'4 1/2") Q
	Lyle, Doug	USA	04	-	-	0 - XXX 5.30 (17'4 1/2") Q
	Zalar, Miro	SWE	08	-	-	XXX

TEMPERATURE 26C 81F

**Pole Vault** Saut a la perche  
**Qualifying Group 2/Aug. 06** Qualification groupe 2/06 Aout

RANK	NAME	CTRY	ORDER	HEIGHT	OF THE BAR/	RESULTS
RANG			ORDRE	HAUTEUR DE LA BARRE		RESULTATS
				<b>510 520 530 535 540 545</b>		
1	Pallonen, Kimmo	FIN	2	-	0	0 XO XO 5.40 (17'8 1/2") Q
2	Barella, Mauro	ITA	10	0	0	XO XXO 5.35 (17'6 1/2") Q
3	Yang, Weimin	CHN	3	0	0	0 - XXX 5.30 (17'4 1/2") Q
3	Gutteridge, Jeff	GBR	5	0	-	0 XXX 5.30 (17'4 1/2") Q
5	Takahashi, Tomomi	JPN	4	0	-	XXO - XXX 5.30 (17'4 1/2") Q
6	Morrisette, John	ISV	1	0	0	X- XX 5.20 (17'3/4")
7	Stock, Keith	GBR	7	XO	XO	XXX 5.20 (17'3/4")
8	Ji, Zebiao	CHN	8	XO	XXX	5.10 (16'8 3/4")
9	Rivera, Edgardo	PUR	9	XXO	-	X- XX 5.10 (16'8 3/4")
	Cano, Alfonso	ESP	6			DNS

TEMPERATURE 26C 81F

**Pole Vault** Saut a la perche  
**Final Aug. 08** Finale/08 Aout

RANK	NAME	CTRY	ORDER	HEIGHT	OF THE BAR/	RESULTS	
RANG			ORDRE	HAUTEUR DE LA BARRE		RESULTATS	
				<b>510 520 530 540 545 550 555 560 565 570 575 580</b>			
1	Quinon, Pierre	FRA	5	-	-	-	XO - - - X- 0 0 XXX 5.75 (18'10 1/4")
2	Tully, Mike	USA	13	-	-	-	0 - 0 - XXO - - XXX 5.65 (18'6 1/2")
3	Bell, Earl	USA	6	-	-	0	- 0 - 0 - XXX 5.60 (18'4 1/2")
3	Vigneron, Thierry	FRA	14	-	-	0	- 0 - - XXX 5.60 (18'4 1/2")
5	Pallonen, Kimmo	FIN	1	-	-	XO	- XO - XXX 5.45 (17'10 1/2")
6	Lyle, Doug	USA	12	-	-	0	- XXX 5.40 (17'8 1/2")
7	Boehni, Felix	SUI	10	-	-	0	- - XXX 5.30 (17'4 1/2")
8	Barella, Mauro	ITA	7	XXO	-	XXO	XXX 5.30 (17'4 1/2")
9	Ruiz, Alberto	ESP	11	-	0	-	XXX 5.20 (17'3/4")
10	Yang, Weimin	CHN	4	XO	XXX		5.10 (16'8 3/4")
11	Gutteridge, Jeff	GBR	2	XXO	-	XXX	5.10 (16'8 3/4")
	Hintnaus, Tom	BRA	3	-	-	-	XXX
	Ferreira, Serge	FRA	8	-	-	-	XXX
	Takahashi, Tomomi	JPN	9	XXX			

TEMPERATURE 26C 81F

**Men/Long Jump** Hommes/saut en longueur  
**Qualifying Group 1/Aug. 05** Qualification groupe 1/05 Aout

Minimum 12 plus Ties for 12th place; Qual. 7.90m/25' 11"  
 Minimum 12 et les athletes ex aequo pour la 12 eme place se qualifient

RANK	NAME	CTRY	ORDER	JUMPS/SAUTS	RESULTS
RANG			ORDRE	1 2 3	RESULTATS
1	Lewis, Carl	USA	9	8.30 * *	8.30 (27'2 3/4") Q
				+2.2	
2	Corgos, Antonio	ESP	1	8.02 * *	8.02 (26'3 3/4") Q
				+1.5	
3	Honey, Gary	AUS	2	7.93 * *	7.93 (26'1/4") Q
				-1.0	
4	Wells, Joey	BAH	15	- 7.92 *	7.92 (26') Q
				+1.8	
5	Mcrae, Mike	USA	5	7.70 7.50 7.89	7.89 (25'10 3/4") Q
				-0.1 -0.7 -0.8	
6	Kim, Jong-Il	KOR	12	- 7.67 7.86	7.86 (25'9 1/2") Q
				-2.5 +0.1	
7	Liu, Yuhuang	CHN	14	7.83 - 7.73	7.83 (25'8 1/4") Q
				-1.7 +0.2	
8	Stekic, Nenad	YUG	4	7.60 7.41 7.45	7.60 (24'11 1/4")
				-0.4 -1.3 +0.2	
9	Kiyai, Moses	KEN	16	- 7.51 -	7.51 (24'7 3/4")
				-0.8	
10	Wang, Shijie	CHN	17	- 7.22 7.36	7.36 (24'1 3/4")
				+0.5 +0.4	
11	Lee, Fu-An	TPE	6	7.23 6.96 6.82	7.23 (23'8 3/4")
				+0.9 -0.6 -0.7	
12	Hardarson, Kristjan	ISL	3	- 7.09 6.93	7.09 (23'3 1/4")
				-0.5 -2.4	
13	Solorzano, Fidel	ECU	11	6.93 6.84 6.90	6.93 (22'9")
				-1.8 +0.3 -1.0	
14	Traore, Abdoulaye	MLI	10	6.92 6.36 6.60	6.92 (22'8 1/2")
				-0.7 -1.3 +0.3	
15	Bodjona, Bilanday	TOG	8	6.82 6.70 6.75	6.82 (22'4 1/2")
				+0.3 -0.7 +0.2	
16	Issaekhourl, Gabi	LIB	7	6.25 - 6.80	6.80 (22'3 3/4")
				-1.4 -1.3	
	Emordi, Paul	NGR	13		DNS

TEMPERATURE 28C 82F

**Men/Long Jump** Hommes/saut en longueur  
**Qualifying Group 2/Aug. 05** Qualification groupe 2/05 Aout

RANK	NAME	CTRY	ORDER	JUMPS/SAUTS	RESULTS
RANG			ORDRE	1 2 3	RESULTATS
1	Myricks, Larry	USA	10	7.80 8.02 *	8.02 (26'3 3/4") Q
				-1.2 -0.8	
	Usui, Junichi	JPN	15	7.62 8.02 *	8.02 (26'3 3/4") Q
				-1.5 +1.8	
3	Evangelisti, Giovanni	ITA	9	7.94 * *	7.94 (26'3/4") Q
				-0.6	
4	Alli, Yusuf	NGR	6	7.65 7.43 7.82	7.82 (25'8") Q
				-1.5 -2.0 -1.3	
5	Kio, Jubobaraye	NGR	13	- 7.76 -	7.76 (25'5 1/2") Q
				-2.2	
6	Gloor, Rene	SUI	2	7.57 7.71 7.58	7.71 (25'3 1/2")
				-1.2 -1.1 +2.8	
7	Benjamin, Lester	ANT	16	- 7.44 7.57	7.57 (24'10")
				-1.3 -2.0	
	Kemobe, Djimassal	CHA	8	7.01 7.11 7.37	7.37 (24'2 1/4")
				-2.8 -0.4 -0.9	
9	Sands, Lyndon	BAH	12	7.32 5.95 7.22	7.32 (24'1/4")
				+0.8 -3.5 -1.2	
10	Hanna, Stephen	BAH	11	6.97 2.36 7.10	7.10 (23'3 1/2")
				+0.2 -2.4 -0.3	
11	Mubarak, Shaddad	UAE	5	6.98 - *	6.98 (22'10 3/4")
				-1.2	
12	Diesel, Oscar	PAR	1	6.45 6.78 6.73	6.78 (22'3")
				-1.3 +4.4 -0.8	
13	Tche Noubossie, Ernest	CMR	3	6.76 6.57 6.52	6.76 (22'2 1/4")
				-0.4 +3.3 +0.5	
14	Araouzos, Dimitrios	CYP	14	- - 5.67	5.67 (18'7 1/4")
				+4.4	
	Walsh, Stephen	NZL	4	- - -	
	Desruelles, Ronald	BEL	7		DNS
	Dodoo, Francis	GHA	17		DNS

TEMPERATURE 28C 83F

**Men/Long Jump** Hommes/saut en longueur  
**Final Aug. 06** Finale/06 Aout

RANK	NAME	CTRY	ORDER	JUMPS/SAUTS	RESULTS
RANG			ORDRE	1 2 3 4 5 6	RESULTATS
1	Lewis, Carl	USA	11	8.54 - * * * *	8.54 (28'1/4")
				-1.6	
2	Honey, Gary	AUS	2	7.97 7.92 8.18 7.92 - 8.24	8.24 (27'1/2")
				-1.4 +0.8 -0.7 -1.8 -0.8	
3	Evangelisti, Giovanni	ITA	1	8.09 7.94 7.90 - - 8.24	8.24 (27'1/2")
				-0.7 -0.8 -1.2 -0.7	
4	Myricks, Larry	USA	12	8.06 7.99 - 8.00 8.16 6.28	8.16 (26'9 1/4")
				-1.2 -0.4 +0.6 +1.8 -0.8	
5	Liu, Yuhuang	CHN	6	- 7.66 7.89 7.65 7.60 7.99	7.99 (26'2 3/4")
				-1.2 -0.8 +0.1 -0.6 +0.6	
6	Wells, Joey	BAH	8	7.97 - - * * *	7.97 (26'1 3/4")
				-0.8	
7	Usui, Junichi	JPN	3	7.63 7.82 7.87 7.72 7.09 *	
				-2.6 -0.6 -1.8 -1.8 +0.2	



RANK	NAME	CTRY	ORDER	JUMPS/SAUTS						RESULTS
RANG			ORDRE	1	2	3	4	5	6	RESULTATS
8	Kim, Jong-Il	KOR	5	7.76	7.81	7.77	-	7.59	-	7.81 (25'7 1/2")
				+0.6	-0.2	-1.2		-1.1		
9	Alli, Yusuf	NGR	7	7.67	7.78	7.72				7.78 (25'6 1/4")
				-0.7	-0.8	-0.2				
10	Corgos, Antonio	ESP	4	7.44	7.50	7.69				7.69 (25'2 3/4")
				+1.8	+0.2	-1.1				
11	Mcrae, Mike	USA	9	-	7.63	7.45				7.63 (25'1/2")
					+0.6	-0.6				
12	Kio, Jubobaraye	NGR	10	-	7.57	-				7.57 (24'10")
					-0.9					

TEMPERATURE 28C 82F

**Triple Jump**  
Qualifying Group 1/Aug. 03

**Triple saut**  
Qualification groupe 1/03 Aout

Minimum 12 plus ties for 12th place qualify; Qual. 16.60m/54'5"  
Minimum 12 et les athletes ex aequo pour la 12 eme place se qualifient

RANK	NAME	CTRY	ORDER	JUMPS/SAUTS			RESULTS
RANG			ORDRE	1	2	3	RESULTATS
1	Conley, Mike	USA	2	17.36	*	*	17.36 (56'11 1/2") Q
				+0.8			
2	McCalla, Eric	GBR	4	17.01	*	*	17.01 (55'9 3/4") Q
				+2.0			
3	Joyner, Al	USA	5	16.30	16.45	16.85	16.85 (55'3 1/2") Q
				+0.7	-0.4	+1.4	
4	Bouschen, Peter	FRG	3	-	15.64	16.40	16.40 (53'9 3/4") Q
					+1.9	+2.1	
5	Diallo, Mamadou	SEN	11	-	15.91	16.18	16.18 (53'1") Q
					-2.6	-1.1	
6	Hanna, Stephen	BAH	10	16.02	16.14	15.00	16.14 (52'11 1/2")
				-0.6	-2.1	+0.3	
7	Badinelli, Dario	ITA	1	16.13	16.11	15.98	16.13 (52'11")
				-0.7	+2.2	-0.6	
8	Eriksson, Thomas	SWE	7	15.97	-	14.99	15.97 (52'4 3/4")
				-1.5		-0.4	
9	Lorraway, Ken	AUS	13	15.26	15.92	-	15.92 (52'2 3/4")
				+1.2	-0.3		
10	Kiyai, Moses	KEN	9	15.83	15.90	-	15.90 (52'2")
				-1.8	-0.2		
11	Emordi, Paul	NGR	14	15.57	-	15.88	15.88 (52'1 1/4")
				+1.9		-1.0	
12	Ueta, Yasushi	JPN	8	15.64	-	15.66	15.66 (51'4 1/2")
				-0.7		-0.4	
13	Traore, Abdoulaye	MLI	12	15.32	14.95	14.98	15.32 (50'3 1/4")
				+1.0	-1.1	-0.5	
14	Diesel, Oscar	PAR	6	13.88	14.12	14.19	14.19 (46'6 3/4")
				+0.1	-0.8	-0.9	

TEMPERATURE 25C 78F

**Triple Jump**  
Qualifying Group 2/Aug. 03

**Triple saut**  
Qualification groupe 2/03 Aout

RANK	NAME	CTRY	ORDER	JUMP/SAUTS			RESULTS
RANG			ORDRE	1	2	3	RESULTATS
1	Agbebaku, Ajayi	NGR	10	16.93	*	*	16.93 (55'6 1/2") Q
				-1.9			
2	Zou, Zhenxian	CHN	12	16.27	16.68	*	16.68 (54'8 3/4") Q
				-0.3	-1.7		
3	Herbert, John	GBR	8	16.64	*	*	16.64 (54'7 1/4") Q
				-1.4			
4	Taiwo, Joseph	NGR	9	16.38	16.61	*	16.61 (54'6") Q
				-1.9	+0.8		
5	Connor, Keith	GBR	5	16.60	*	*	16.60 (54'5 1/2") Q
				-0.2			
6	Banks, Willie	USA	11	-	16.12	16.59	16.59 (54'5 1/4") Q
					-2.3	+0.9	
7	Badra, Hassan	EGY	15	15.72	16.48	-	16.48 (54'1") Q
				+0.5	+2.2		
8	Mihas, Dimitrios	GRE	2	16.01	16.15	-	16.15 (53') Q
				-0.9	-2.3		
9	Rodrigues, Abcelvio	BRA	7	16.12	15.86	15.14	16.12 (52'10 3/4")
				+1.9	-0.5	-0.4	
10	Jaros, Ralf	FRG	4	-	-	16.02	16.02 (52'6 3/4")
						-1.4	
11	Dodoo, Francis	GHA	14	15.55	15.29	14.99	15.55 (51'1/4")
				+2.1	+0.8	-2.5	
12	Park, Young-Jun	KOR	3	15.54	-	-	15.54 (51') Q
				+1.9			
13	Denou, Koffi	TOG	6	14.44	-	-	14.44 (47'4 1/2")
				+2.0			
14	Tche Noubossie, Ernest	CMR	1	14.36	14.39	-	14.39 (47'2 1/2")
				+1.0	+0.8		
	Gagliano, Angel Carlos	ARG	13				DNS

TEMPERATURE 26C 79F

**Triple Jump**  
Final/Aug. 04

**Triple saut**  
Finale/04 Aout

RANK	NAME	CTRY	ORDER	JUMPS/SAUTS						RESULTS
RANG			ORDRE	1	2	3	4	5	6	RESULTATS
1	Joyner, Al	USA	11	17.26	17.04	16.83	*	16.94	17.04	17.26 (56'7 1/2")
				+2.1	-1.9	-1.7		-0.8	-0.5	
2	Conley, Mike	USA	6	16.91	-	17.18	-	-	-	17.18 (56'4 1/2")
				-1.3		-0.4				
3	Connor, Keith	GBR	3	16.72	16.87	-	16.63	16.67	16.81	16.87 (55'4 1/4")
				-1.5	+0.4		-1.0	-1.2	-1.1	
4	Zou, Zhenxian	CHN	1	16.83	16.71	16.16	-	16.33	16.40	16.83 (55'2 3/4")
				-1.0	+0.6	-0.9		-0.3	-1.7	
5	Bouschen, Peter	FRG	9	16.04	16.77	16.38	16.58	16.28	16.75	16.77 (55'1/4")
				-1.9	-0.9	+0.7	-0.8	-0.4	-0.4	
6	Banks, Willie	USA	5	16.23	16.75	-	-	16.33	16.51	16.75 (54'11 1/2")
				-1.0	-0.6			-1.4	-1.4	
7	Agbebaku, Ajayi	NGR	8	14.84	16.67	I				16.67 (54'8 1/4")
				-1.5	-1.6					
8	McCalla, Eric	GBR	10	16.64	-	15.89	*	-	16.66	16.66 (54'8")
				-1.3		-1.4			-0.2	
9	Taiwo, Joseph	NGR	7	16.36	16.64	16.61	16.12	16.57	16.32	16.64 (54'7 1/4")
				-2.7	-1.1	+1.0	-0.9	+0.8	-2.3	
10	Herbert, John	GBR	2	16.35	16.05	16.40				16.40 (53'9 3/4")
				-2.1	-1.5	-0.9				
11	Badra, Hassan	EGY	4	15.52	15.74	16.07				16.07 (52'8 3/4")
				-1.0	-0.1	-0.5				
12	Diallo, Mamadou	SEN	12	15.99	15.69	I				15.99 (52'5 1/2")
				-1.5	-1.8					

TEMPERATURE 25C 76F

# Athletics

# Athlétisme

Men/Shot Put		Hommes/poids					
Qualifying Group 1/Aug. 11		Qualification groupe 1/11 Aout					
RANK	NAME	CTRY	ORDER	THROWS/LANCERS			RESULTS
RANG			ORDRE	1	2	3	RESULTATS
1	Waif, Augie	USA	1	20.55	*	*	20.55 (67'5 1/4") Q
2	Andrei, Alessandro	ITA	2	20.18	*	*	20.18 (66'2 1/2") Q
3	Laut, Dave	USA	8	20.01	*	*	20.01 (65'7 3/4") Q
4	Tallhem, Soeren	SWE	3	19.94	*	*	19.94 (65'5") Q
5	Guenthoer, Werner	SUI	9	19.28	19.71	*	19.71 (64'8") Q
6	Dolegiewicz, Bishop	CAN	11	19.00	-	18.95	19.00 (62'4") Q
7	Shata, Ahmed	EGY	6	18.13	17.95	18.58	18.58 (60'11 1/2")
8	Smith, Henry	SAM	10	16.09	-	-	16.09 (52'9 1/2")
	Pauletto, Bruno	CAN	4				DNS
	Fernholm, Stefan	SWE	5				DNS
	Toeyrylae, Kari	FIN	7				DNS

Men/Shot Put		Hommes/poids					
Qualifying Group 2/Aug. 11		Qualification groupe 2/11 Aout					
RANK	NAME	CTRY	ORDER	THROWS/LANCERS			RESULTS
RANG			ORDRE	1	2	3	RESULTATS
1	Carter, Michael	USA	4	20.69	*	*	20.69 (67'10 3/4") Q
2	Montelatici, Marco	ITA	3	20.14	*	*	20.14 (66'1") Q
3	Weil, Gert	CHI	11	19.38	19.94	*	19.94 (65'5") Q
4	Akonniemi, Aulis	FIN	2	19.13	19.34	19.38	19.38 (63'7") Q
5	De Bruin, Erik	HOL	1	19.20	19.28	19.07	19.28 (63'3 1/4") Q
6	Stolz, Karsten	FRG	7	18.98	-	17.67	18.98 (62'3 1/4") Q
7	Weitzl, Erwin	AUT	6	18.03	18.96	-	18.96 (62'2 1/2")
8	Koutsoukis, Dimitrios	GRE	10	18.74	18.62	18.60	18.74 (61'5 3/4")
9	Wahländer, Yngve	SWE	5	-	18.28	18.27	18.28 (59'11 3/4")
10	Ashoush, Mohamed	EGY	8	18.11	-	17.14	18.11 (59'5")
11	Catalano, Martino	CAN	9	17.10	17.24	16.91	17.24 (56'6 3/4")

Men/Shot Put		Hommes/poids								
Final/Aug. 11		Finale/11 Aout								
RANK	NAME	CTRY	ORDER	THROWS/LANCERS					RESULTS	
RANG			ORDRE	1	2	3	4	5	6	RESULTATS
1	Andrei, Alessandro	ITA	3	20.41	20.97	21.26	20.55	20.92	20.96	21.26 (69'9")
2	Carter, Michael	USA	10	20.63	20.69	21.09	20.42	-	20.38	21.09 (69'2 1/2")
3	Laut, Dave	USA	5	20.12	18.39	-	20.03	20.31	20.97	20.97 (68'9 3/4")
4	Wolf, Augie	USA	9	20.04	19.91	19.41	20.08	19.74	20.93	20.93 (68'8")
5	Guenthoer, Werner	SUI	11	20.28	-	-	19.38	-	20.11	20.28 (66'6 1/2")
6	Montelatici, Marco	ITA	7	19.88	19.26	19.98	19.35	19.85	-	19.98 (65'6 3/4")
7	Tallhem, Soeren	SWE	4	19.81	-	19.54	-	-	*	19.81 (65")
8	De Bruin, Erik	HOL	2	19.65	-	-	*	-	-	19.65 (64'5 3/4")
9	Akonniemi, Aulis	FIN	1	18.98	-	-	-	-	-	18.98 (62'3 1/4")
10	Weil, Gert	CHI	6	18.19	18.69	-	-	-	-	18.69 (61'4")
11	Dolegiewicz, Bishop	CAN	8	18.39	-	-	-	-	-	18.39 (60'4")
12	Stolz, Karsten	FRG	12	18.31	-	18.21	-	-	-	18.31 (60'1")

Men/Discus		Hommes/disque					
Qualifying Group 1/Aug. 08		Qualification groupe 1/08 Aout					
RANK	NAME	CTRY	ORDER	THROWS/LANCERS			RESULTS
RANG			ORDRE	1	2	3	RESULTATS
1	Danneberg, Rolf	FRG	2	59.66	63.48	*	63.48 (208'3") Q
2	Powell, John	USA	3	62.92	*	*	62.92 (206'5") Q
3	Georgakopoulos, Konstanti	GRE	7	60.74	60.66	60.94	60.94 (199'11") Q
4	Weir, Bob	GBR	4	-	-	60.92	60.92 (199'10") Q
5	Hjeltnes, Knut	NOR	9	60.80	59.32	-	60.80 (199'6") Q
6	Martino, Marco	ITA	5	59.58	60.76	-	60.76 (199'4") Q
7	Hartmann, Werner	FRG	10	57.90	59.88	59.92	59.92 (196'7")
8	Cooper, Brad	BAH	8	-	52.06	53.70	53.70 (176'2")
9	Smith, Henry	SAN	6	51.28	50.94	51.90	51.90 (170'3")
10	Bechard, Dominique	MRI	11	39.84	41.10	40.24	41.10 (134'10")
	Bucci, Marco	ITA	1				DNS

Men/Discus		Hommes/disque					
Qualifying Group 2/Aug. 08		Qualification groupe 2/08 Aout					
RANK	NAME	CTRY	ORDER	THROWS/LANCERS			RESULTS
RANG			ORDRE	1	2	3	RESULTATS
1	Wilkins, Mac	USA	5	60.54	65.86	*	65.86 (216'1") Q
2	Zerbini, Luciano	ITA	10	63.44	*	*	63.44 (208'2") Q
3	Fernholm, Stefan	SWE	6	-	62.84	*	62.84 (206'2") Q
4	Bums, Art	USA	1	62.60	*	*	62.60 (205'4") Q
5	De Bruin, Erik	HOL	3	60.76	61.06	61.56	61.56 (202') Q
6	Wagner, Alwin	FRG	7	-	61.56	-	61.56 (202') Q
7	Gray, Rob	CAN	2	56.38	56.62	59.34	59.34 (194'8")
8	Slaney, Richard	GBR	9	56.02	56.78	57.66	57.66 (189'2")
	Hamed, Mohamed	EGY	4	-	*	*	NM
	Hafsteinnsson, Vesteinn	ISL	8	59.02	55.98	59.58	59.58

Men/Discus		Hommes/disque					
Qualifying Group 2/Aug. 08		Qualification groupe 2/08 Aout					
RANK	NAME	CTRY	ORDER	THROWS/LANCERS			RESULTS
RANG			ORDRE	1	2	3	RESULTATS
1	Wilkins, Mac	USA	5	60.54	65.86	*	65.86 (216'1") Q
2	Zerbini, Luciano	ITA	10	63.44	*	*	63.44 (208'2") Q
3	Fernholm, Stefan	SWE	6	-	62.84	*	62.84 (206'2") Q
4	Bums, Art	USA	1	62.60	*	*	62.60 (205'4") Q
5	De Bruin, Erik	HOL	3	60.76	61.06	61.56	61.56 (202') Q
6	Wagner, Alwin	FRG	7	-	61.56	-	61.56 (202') Q
7	Gray, Rob	CAN	2	56.38	56.62	59.34	59.34 (194'8")
8	Slaney, Richard	GBR	9	56.02	56.78	57.66	57.66 (189'2")
	Hamed, Mohamed	EGY	4	-	*	*	NM
	Hafsteinnsson, Vesteinn	ISL	8	59.02	55.98	59.58	59.58

Men/Discus		Hommes/disque								
Final/Aug. 10		Finale/10 Aout								
RANK	NAME	CTRY	ORDER	THROWS/LANCERS					RESULTS	
RANG			ORDRE	1	2	3	4	5	6	RESULTATS
1	Danneberg, Rolf	FRG	2	64.74	-	63.64	66.60	-	66.22	66.60 (218'6")
2	Wilkins, Mac	USA	7	65.96	-	65.20	-	66.30	-	66.30 (217'6")
3	Powell, John	USA	6	64.68	63.34	64.12	64.06	65.14	65.46	65.46 (214'9")
4	Hjeltnes, Knut	NOR	4	64.72	62.40	65.28	63.78	62.50	64.32	65.28 (214'2")
5	Bums, Art	USA	11	63.72	-	-	-	63.32	64.98	64.98 (213'2")
6	Wagner, Alwin	FRG	8	61.82	62.76	62.70	63.94	61.16	64.72	64.72 (212'4")
7	Zerbini, Luciano	ITA	5	60.18	61.14	63.50	-	-	60.14	63.50 (208'4")
8	Fernholm, Stefan	SWE	1	63.08	-	62.20	63.22	62.20	59.82	63.22 (207'5")
9	De Bruin, Erik	HOL	12	56.88	62.32	60.10	-	-	-	62.32 (204'5")
10	Weir, Bob	GBR	3	59.86	61.36	-	-	-	-	61.36 (201'4")
11	Georgakopoulos, Konstanti	GRE	9	-	59.16	60.30	-	-	-	60.30 (197'10")
	Martino, Marco	ITA	10	-	-	-	-	-	-	-

Hammer Throw		Marteau					
Qualifying Group 1/Aug. 05		Qualification groupe 1/05 Aout					
RANK	NAME	CTRY	ORDER	THROWS/LANCERS			RESULTS
RANG			ORDRE	1	2	3	RESULTATS
1	Ploghaus, Klaus	FRG	4	74.68	*	*	74.68 (245') Q
2	Sahner, Christoph	FRG	2	73.88	*	*	73.88 (242'5") Q
3	Tiainen, Juha	FIN	1	70.86	72.68	*	72.68 (238'5") Q
4	Urlando, Giampaolo	ITA	5	72.42	*	*	72.42 (237'7") Q
5	Mileham, Matt	GBR	6	71.80	-	-	71.80 (235'7") Q
6	Green, Bill	USA	10	71.38	70.96	70.80	71.38 (234'2") Q
7	Lindner, Johann	AUT	7	70.44	71.28	-	72.42 (237'7") Q
8	Logan, Jud	USA	11	71.14	-	71.18	71.18 (233'6")
9	Hegarty, Declan	IRL	9	-	70.56	-	70.56 (231'6")
10	Jimeno, Raul	ESP	8	66.38	65.92	65.86	66.38 (217'9")
11	McCullough, Conor	IRL	3	62.12	65.56	65.12	65.56 (215'1")

Hammer Throw		Marteau					
Qualifying Group 2/Aug. 05		Qualification groupe 2/05 Aout					
RANK	NAME	CTRY	ORDER	THROWS/LANCERS			RESULTS
RANG			ORDRE	1	2	3	RESULTATS
1	Riehm, Karl-Hans	FRG	10	75.50	*	*	75.50 (247'8") Q
2	Bianchini, Orlando	ITA	2	74.02	*	*	74.02 (242'10") Q
3	Huhtala, Harri	FIN	1	73.78	*	*	73.78 (242'1") Q
4	Ciofani, Walter	FRA	4	68.80	73.10	*	73.10 (239'10") Q
5	Weir, Bob	GBR	9	71.34	71.30	73.04	73.04 (239'7") Q
6	Girvan, Martin	GBR	3	72.66	*	*	72.66 (238'5") Q
7	Murofushi, Shigenobu	JPN	6	70.92	70.24	70.74	70.92 (232'8")
8	Serrani, Lucio	ITA	5	69.72	70.64	69.64	70.64 (231'9")
9	Toumi, Hakim	ALG	12	67.68	-	65.84	67.68 (222')
10	Burke, Ed	USA	7	-	67.52	-	67.52 (221'6")
11	Johnsen, Tore	NOR	8	65.16	63.24	65.72	65.72 (215'7")
	Bechard, Dominique	MRI	11	-	-	-	-

**Hammer Throw**  
Final/Aug. 06**Marteau**  
Finale/06 Aout

RANK	NAME	CTRY	ORDER	THROWS/LANCERS						RESULTS
RANG			ORDRE	1	2	3	4	5	6	RESULTATS
1	Tiainen, Juha	FIN	11	70.56	72.64	78.08	74.54	75.26	75.82	78.08 (256'2")
2	Riehm, Karl-Hans	FRG	12	73.68	74.70	77.98	-	76.46	-	77.98 (255'10")
3	Ploghaus, Klaus	FRG	6	75.48	75.96	72.16	75.18	-	76.68	76.68 (251'7")
4	Bianchini, Orlando	ITA	2	72.18	72.12	74.70	73.42	75.94	73.78	75.94 (249'2")
5	Green, Bill	USA	8	-	72.68	74.76	67.70	75.60	72.12	75.60 (248')
6	Huhtala, Ham	FIN	7	74.34	74.44	73.86	74.72	73.10	75.28	75.28 (247')
7	Ciofani, Walter	FRA	3	-	71.86	73.46	-	71.20	68.86	73.46 (241')
8	Weir, Bob	GBR	10	71.16	-	72.62	-	-	-	72.62 (238'3")
9	Girvan, Martin	GBR	1	-	72.32	68.00	-	-	-	72.32 (237'3")
	Sahner, Christoph	FRG	4	-	-	-	-	-	-	
	Mileham, Matt	GBR	9	-	-	-	-	-	-	
	Urlando, Giampaolo	ITA	5	70.26	74.82	-	73.14	75.96	75.64	DQ

Note: *Urlando finished fourth at 75.96 (249'2") but was subsequently disqualified as his doping tests proved positive./Urlando termina en quatrième position à 75m96 avant d'être disqualifié en raison d'un résultat positif des tests de contrôle de dopage.*

**Men/Javelin**  
Qualifying Group 1/Aug. 04**Hombres/javelot**  
Qualification groupe 1/04 Aout

Minimum 12 plus ties for 12th place qualify; Qual. 83.00m/272'4"  
Minimum 12 et les athletes ex aequo pour la 12 eme place se qualifient

RANK	NAME	CTRY	ORDER	THROWS/LANCERS			RESULTS
RANG			ORDRE	1	2	3	RESULTATS
1	Bradstock, Roald	GBR	8	79.52	81.08	83.06	83.06 (272'6") Q
2	Gambke, Wolfram	FRG	3	75.10	82.98	-	82.98 (272'3") Q
3	Olsen, Per Erling	NOR	12	82.46	-	-	82.46 (270'6") Q
4	Babits, Laslo	CAN	11	-	76.68	82.18	82.18 (269'7") Q
5	Yoshida, Masami	JPN	9	78.14	81.42	78.06	81.42 (267'1") Q
6	Vilhjalmsson, Einar	ISL	13	79.78	-	80.94	80.94 (265'7") Q
7	Lakafia, Jean-Paul	FRA	10	80.52	66.26	78.02	80.52 (264'2") Q
8	Atwood, Duncan	USA	1	77.08	79.34	-	79.34 (260'4") Q
9	Manninen, Raimo	FIN	2	79.26	-	-	79.26 (260')
10	De La Garza, Juan	MEX	6	78.80	-	79.16	79.16 (259'8")
11	Krdzalic, Bead	YUG	4	76.52	-	-	76.52 (251')
12	Malekwa, Zakayo	TAN	14	71.80	-	75.18	75.18 (246'8")
13	Ghesini, Agostino	ITA	7	72.16	63.92	72.96	72.96 (239'4")
14	Arop, Justin	UGA	5	69.76	66.30	-	69.76 (228'10")

**Men/Javelin**  
Qualifying Group 2/Aug. 04**Hombres/javelot**  
Qualification groupe 2/04 Aout

RANK	NAME	CTRY	ORDER	THROWS/LANCERS			RESULTS
RANG			ORDRE	1	2	3	RESULTATS
1	Petranoff, Tom	USA	7	85.96	*	*	85.96 (282') Q
2	Ottley, David	GBR	1	85.68	*	*	85.68 (281'1") Q
3	Haerkoenen, Arto	FIN	2	82.82	83.06	*	83.06 (272'6") Q
4	Eidebrink, Kenth	SWE	13	79.36	81.06	79.42	81.06 (265'11") Q
5	Lorentzen, Reidar	NOR	9	-	68.00	76.62	76.62 (251'4")
6	Saviniemi, Tero	FIN	11	-	76.46	-	76.46 (250'10")
7	Roller, Steven	USA	4	75.50	75.48	-	75.50 (247'8")
8	Mizoguchi, Kazuhiro	JPN	14	74.82	72.58	69.18	74.82 (245'6")
9	Mohammad, Rashid	PAK	6	72.48	70.76	74.58	74.58 (244'8")
10	Tafelmeier, Klaus	FRG	12	-	-	73.52	73.52 (241'2")
11	Chen, Hung-Yen	TPE	5	62.46	71.48	68.54	71.48 (234'6")
12	Singh, Gurtej	IND	8	63.62	70.08	69.32	70.08 (229'11")
13	Einarsson, Sigurdur O	ISL	10	69.82	66.68	67.02	69.82 (229'1")
		NZL	3	-	-	-	

**Men/Javelin**  
Final/Aug. 05**Hombres/javelot**  
Finale/05 Aout

RANK	NAME	CTRY	ORDER	THROWS/LANCERS						RESULTS
RANG			ORDRE	1	2	3	4	5	6	RESULTATS
1	Haerkoenen, Arto	FIN	7	-	78.74	84.34	86.76	-	-	86.76 (284'8")
2	Ottley, David	GBR	9	85.74	81.52	-	-	83.92	84.46	85.74 (281'3")
3	Eidebrink, Kenth	SWE	2	-	80.28	-	-	83.72	83.30	83.72 (274'8")
4	Gambke, Wolfram	FRG	11	82.00	82.46	-	78.88	-	72.08	82.46 (270'6")
5	Yoshida, Masami	JPN	3	-	81.98	-	81.98	77.92	81.66	81.98 (268'11")
6	Vilhjalmsson, Einar	ISL	5	80.44	77.66	79.22	81.58	-	79.26	81.58 (267'8")
7	Bradstock, Roald	GBR	6	70.20	81.22	78.22	76.68	-	78.82	81.22 (266'6")
8	Babits, Laslo	CAN	12	-	-	80.68	-	-	-	80.68 (264'8")
9	Olsen, Per Erling	NOR	1	73.64	-	78.98	-	-	-	78.98 (259'1")
10	Petranoff, Tom	USA	10	-	-	78.40	-	-	-	78.40 (257'3")
11	Atwood, Duncan	USA	8	72.54	78.10	-	-	-	-	78.10 (256'3")
12	Lakafia, Jean-Paul	FRA	4	-	-	70.86	-	-	-	70.86 (232'6")

TEMPERATURE 27C 81F

**Decathlon**  
100M Heat 1/Aug. 08**Decathlon**  
100m serie 1/08 Aout

RANK	LANE	NAME	CTRY	TIME	POINTS
RANG	COUL			TEMPS	
1	3	Coralie, Vivian	MRI	11.37	0717
2	6	Guu, Jin-Shoei	TPE	11.42	0705
3	5	Miller, Albert	FIJ	11.48	0692
4	7	Saleh, Mensser	QAT	11.51	0685
5	4	Diaz-Granillo, Angele	GUA	11.54	0679
6	2	Fernandez, Douglas	VEN	11.59	0668
7	8	Escauriza, Claudio	PAR	11.66	0652

WIND/VENT -0.6 M/SEC TEMPERATURE 25C 77F

**Decathlon**  
100M Heat 2/Aug. 08**Decathlon**  
100m serie 2/08 Aout

RANK	LANE	NAME	CTRY	TIME	POINTS
RANG	COUL			TEMPS	
1	5	Ruefenacht, Michele	SUI	10.72	0874
2	3	Lee, Fu-An	TPE	10.98	0809
3	7	Solorzano, Fidel	ECU	11.15	0768
4	2	Weng, Kangqiang	CHN	11.28	0738
5	4	Vetterli, Patrick	SUI	11.44	0701
6	6	Boreham, Colin	GBR	11.46	0696

WIND/VENT -0.7 M/SEC TEMPERATURE 25C 77F

**Decathlon**  
100M Heat 3/Aug. 08**Decathlon**  
100m serie 3/08 Aout

RANK	LANE	NAME	CTRY	TIME	POINTS
RANG	COUL			TEMPS	
1	7	Wooding, Jim	USA	11.04	0795
2	3	Hadfield, Peter	AUS	11.15	0768
3	6	Bright, Tim	USA	11.22	0752
4	5	Motti, William	FRA	11.28	0738
5	2	Crist, John	USA	11.33	0726
6	4	Werthner, Dr. Georg	AUT	11.41	0708

WIND/VENT -0.2 M/SEC TEMPERATURE 25C 77F

**Decathlon**  
100M Heat 4/Aug. 08**Decathlon**  
100m serie 4/08 Aout

RANK	LANE	NAME	CTRY	TIME	POINTS
RANG	COUL			TEMPS	
1	8	Thompson, Daley	GBR	10.44	0948
2	6	Kratschmer, Guido	FRG	10.80	0854
3	2	Hingsen, Juergen	FRG	10.91	0826
4	4	Mcstravick, Bradley	GBR	10.92	0824
5	5	Wentz, Siegfried	FRG	10.99	0807
6	3	Steen, Dave	CAN	11.20	0756
7	7	Skramstad, Trond	NOR	11.20	0756

WIND/VENT -1.0 M/SEC TEMPERATURE 25C 77F

**Decathlon**  
Long Jump Group 1/Aug. 08**Decathlon**  
Saut en longueur groupe 1/08 Aout

RANK	NAME	CTRY	START	1	2	3	BEST	POINTS
RANG			DEPART				MEIL	
1	Weng, Kangqiang	CHN	12	7.23	7.30	7.30	7.30 (23-11½)	0881
				-1.1	+1.2	+2.4		
2	Vetterli, Patrick	SUI	7	-	6.98	7.13	7.13 (23-4¾)	0846
					+1.8	+1.4		
3	Lee, Fu-An	TPE	9	6.81	7.00	-	7.00 (22-11¾)	0820
				+0.6	-1.4			
4	Solorzano, Fidel	ECU	13	6.99	6.62	6.92	6.99 (22-11¼)	0818
				-0.8	+1.6	+0.8		
5	Ruefenacht, Michele	SUI	11	6.96	6.93	6.90	6.96 (22-10)	0812
				-0.9	-1.6	-0.6		
6	Boreham, Colin	GBR	5	6.90	6.58	6.60	6.90 (22-7¾)	0800
				+1.6	-0.9	-1.2		
7	Guu, Jin-Shoei	TPE	2	6.89	-	6.83	6.89 (22-7¼)	0798
				+1.2	-0.6			
8	Fernandez, Douglas	VEN	6	6.57	6.45	6.74	6.74 (22-1½)	0765
				+1.2	-1.8	+1.9		
9	Saleh, Mensser	QAT	3	6.33	6.52	6.62	6.62 (21-8¾)	0740
				-0.6	-0.4	+0.6		
10	Escauriza, Claudio	PAR	4	5.86	-	6.51	6.51 (21-4¼)	0717
				+0.6	-1.6			
11	Diaz-Granillo, Angele	GUA	1	6.48	4.72	6.08	6.48 (21-3¾)	0710
				-2.4	-0.2	-1.8		
12	Miller, Albert	FIJ	10	-	6.32	-	6.32 (20-9)	0675
				-0.4				
13	Coralie, Vivian	MRI	8	5.38	5.69	5.84	5.84 (19-2)	0568
				+1.0	-0.4	+2.5		

TEMPERATURE 27C 80F







**Decathlon** **Decathlon**  
400M Heat 4/Aug. 08 400m serie 4/08 Aout

RANK	LANE	NAME	CTRY	TIME	POINTS
RANG	COUL			TEMPS	
1	6	Thompson, Daley	GBR	46.97	0950
2	5	Wooding, Jim	USA	47.62	0917
3	8	Hingsen, Juergen	FRG	47.69	0914
4	3	Wentz, Siegfried	FRG	47.78	0909
5	4	Steen, Dave	CAN	48.09	0894
6	2	Motti, William	FRA	48.13	0892
7	7	Kratschmer, Guido	FRG	49.25	0839

TEMPERATURE 22C 70F

**Decathlon** **Decathlon**  
110M Hurdles Heat 1/Aug. 09 110m haies serie 1/09 Aout

RANK	LANE	NAME	CTRY	TIME	POINTS
RANG	COUL			TEMPS	
1	2	Weng, Kangqiang	CHN	15.21	0826
2	7	Diaz-Granillo, Angele	GUA	16.02	0747
3	3	Fernandez, Douglas	VEN	16.05	0744
4	6	Saleh, Mensser	QAT	16.20	0730
5	1	Solorzano, Fidel	ECU	16.22	0728
6	4	Coralie, Vivian	MRI	16.39	0713
7	5	Escauriza, Claudio	PAR	17.51	0619

WIND/VENT -0.5 M/SEC TEMPERATURE 26C 78F

**Decathlon** **Decathlon**  
110M Hurdles Heat 2/Aug. 09 110m haies serie 2/09 Aout

RANK	LANE	NAME	CTRY	TIME	POINTS
RANG	COUL			TEMPS	
1	6	Guu, Jin-Shoei	TPE	14.91	0858
2	3	Hadfield, Peter	AUS	15.05	0843
3	4	Vetterli, Patrick	SUI	15.14	0834
4	7	Miller, Albert	FIJ	15.36	0811
5	2	Boreham, Colin	GBR	15.48	0799
6	5	Lee, Fu-An	TPE	15.49	0798

WIND/VENT -0.9 M/SEC TEMPERATURE 26C 78F

**Decathlon** **Decathlon**  
110M Hurdles Heat 3/Aug. 09 110m haies serie 3/09 Aout

RANK	LANE	NAME	CTRY	TIME	POINTS
RANG	COUL			TEMPS	
1	3	Wooding, Jim	USA	14.57	0896
2	5	Ruefenacht, Michele	SUI	14.57	0896
3	1	Motti, William	FRA	14.71	0880
4	5	Mcstravick, Bradley	GBR	15.01	0847
5	2	Crist, John	USA	15.01	0847
6	4	Werthner, Dr. Georg	AUT	15.36	0811
7	7	Steen, Dave	CAN	15.39	0808

WIND/VENT +0.5 M/SEC TEMPERATURE 26C 78F

**Decathlon** **Decathlon**  
110M Hurdles Heat 4/Aug. 09 110m haies serie 4/09 Aout

RANK	LANE	NAME	CTRY	TIME	POINTS
RANG	COUL			TEMPS	
1	7	Hingsen, Juergen	FRG	14.29	0928
2	4	Thompson, Daley	GBR	14.34	0922
3	5	Wentz, Siegfried	FRG	14.35	0921
4	3	Bright, Tim	USA	14.52	0901
5	2	Kratschmer, Guido	FRG	14.66	0886
6	6	Skramstad, Trond	NOR	15.08	0840

WIND/VENT -1.1 M/SEC TEMPERATURE 26C 78F

**Decathlon** **Decathlon**  
Discus Group 1/Aug. 09 Disque groupe 1/09 Aout

RANK	NAME	CTRY	STARTI	2	3	BEST	POINTS
RANG			DEPART			MEIL	
1	Escauriza, Claudio	PAR	11	47.76	-	47.16	47.76 (156-8) 0832
2	Ruefenacht, Michele	SUI	3	43.64	42.98	45.30	45.30 (148-7) 0787
3	Boreham, Colin	GBR	12	42.60	44.10	41.50	44.10 (144-8) 0765
4	Vetterli, Patrick	SUI	9	43.82	-	42.18	43.82 (143-9) 0759
5	Fernandez, Douglas	VEN	1	-	-	43.52	43.52 (142-9) 0754
6	Guu, Jin-Shoai	TPE	6	37.38	39.70	39.32	39.70 (130-3) 0680
7	Weng, Kangqiang	CHN	2	36.62	38.74	-	38.74 (127-1) 0660
8	Miller, Albert	FIJ	4	37.38	38.46	37.20	38.46 (126-2) 0655
9	Lee, Fu-An	TPE	7	35.66	-	37.10	37.10 (121-9) 0627
10	Saleh, Mensser	PAT	5	-	34.34	36.26	36.26 (118-11) 0610
11	Solorzano, Fidel	ECU	8	32.86	33.54	30.08	33.54 (110-0) 0552
12	Coralie, Vivian	MRI	10	30.82	-	32.92	32.92 (108-0) 0539
13	Diaz-Granillo, Angele	GUA	13	28.68	-	28.02	28.68 (94-1) 0444

TEMPERATURE 27C 80F

**Decathlon** **Decathlon**  
Discus Group 2/Aug. 09 Disque groupe 2/09 Aout

RANK	NAME	CTRY	STARTI	2	3	BEST	POINTS
RANG			DEPART			MEIL	
1	Motti, William	FRA	1	50.92	*	*	50.92 (167-1) 0888
2	Hingsen, Juergen	FRG	2	49.80	50.82	47.18	50.82 (166-9) 0886
3	Wooding, Jim	USA	12	46.74	47.38	45.32	47.38 (155-5) 0825
4	Kratschmer, Guido	FRG	10	45.38	47.28	45.56	47.28 (155-1) 0823
5	Wentz, Siegfried	FRG	7	46.60	45.62	-	46.60 (152-11) 0811
6	Thompson, Daley	GBR	8	37.90	41.24	46.56	46.56 (152-9) 0810
7	Crist, John	USA	13	44.06	46.18	44.94	46.18 (151-6) 0803
8	Mcstravick, Bradley	GBR	6	43.14	45.54	42.90	45.54 (149-5) 0791
9	Steen, Dave	CAN	5	39.06	41.76	44.04	44.04 (144-6) 0763
10	Hadfield, Peter	AUS	4	43.36	42.82	-	43.36 (142-3) 0751
11	Bright, Tim	USA	9	41.74	38.56	40.50	41.74 (136-11) 0719
12	Werthner, Dr. Georg	AUT	11	40.06	-	41.18	41.18 (135-1) 0709
13	Skramstad, Trond	NOR	3	40.02	-	38.96	40.02 (131-3) 0686

TEMPERATURE 27C 79F

**Decathlon** **Decathlon**  
Pole Vault Group 1/Aug. 09 Saut a la perche groupe 1/09 Aout

RANK	NAME	CTRY	ORDER	RESULT	POINTS
RANG			ORDRE	RESULTAT	
1	Guu, Jin-Shoei	TPE	1	4.90	(16-0¾) 1028
2	Vetterli, Patrick	SUI	6	4.50	(14-9) 0932
3	Lee, Fu-An	TPE	7	4.50	(14-9) 0932
4	Fernandez, Douglas	VEN	12	4.40	(14-5¼) 0909
5	Mcstravick, Bradley	GBR	10	4.30	(14-1¼) 0884
6	Ruefenacht, Michele	SUI	4	4.30	(14-1¼) 0884
7	Boreham, Colin	GBR	3	4.20	(13-9¼) 0859
8	Escauriza, Claudio	PAR	9	4.00	(13-1½) 0807
9	Saleh, Mensser	QAT	2	3.50	(11-5¾) 0672
10	Diaz-Granillo, Angele	GUA	8	3.30	(10-10) 0615
11	Solorzano, Fidel	ECU	13	3.10	(10-2) 0558
12	Coralie, Vivian	MRI	5	3.00	(9-10) 0528
	Miller, Albert	FIJ	11	NH	0000

**Decathlon** **Decathlon**  
Pole Vault Group 1/Aug. 09 Saut a la perche groupe 1/09 Aout

RANK	NAME	CTRY	ORDER	HEIGHT OF THE BAR/HAUTEUR DE LA BARRE
RANG			ORDRE	
				340 350 370 380 400 410 420 430 440 450 460 470 480 490 500
1	Guu, Jin-Shoei	TPE	1	- - - - - - - - - 0 - XO XO 0 XXX
2	Vetterli, Patrick	SUI	6	- - - 0 0 - XXO 0 0 0 XXX
3	Lee, Fu-An	TPE	7	- - - - - - - - - 0 - 0 XXO XXX
4	Fernandez, Douglas	VEN	12	- - - - - XO - 0 - XO - XXX
5	Mcstravick, Bradley	GBR	10	- - - - - - - - - 0 - 0 XXX
6	Ruefenacht, Michele	SUI	4	- - - - XXO XO 0 0 0 XXX
7	Boreham, Colin	GBR	3	- - - 0 0 - XXO - XXX
8	Escauriza, Claudio	PAR	9	- - - - - 0 - XXX
9	Saleh, Mensser	PAT	2	- XXO XXX
10	Diaz-Granillo, Angele	GUA	8	XXX
11	Solorzano, Fidel	ECU	13	
12	Coralie, Vivian	MRI	5	
	Miller, Albert	FIJ	11	- - XXX

**Decathlon** **Decathlon**  
Pole Vault Group 2/Aug. 09 Saut a la perche groupe 2/09 Aout

RANK	NAME	CTRY	ORDER	RESULT	POINTS
RANG			ORDRE	RESULTAT	
1	Bright, Tim	USA	1	5.40	(17-8½) 1143
2	Thompson, Daley	GBR	10	5.00	(16-4¾) 1052
3	Kratschmer, Guido	FRG	8	4.90	(16-0¾) 1028
4	Crist, John	USA	3	4.80	(15-9) 1005
	Steen, Dave	CAN	9	4.80	(15-9) 1005
6	Werthner, Dr. Georg	AUT	6	4.70	(15-5) 0981
7	Wooding, Jim	USA	5	4.60	(15-1) 0957
	Weng, Kangqiang	CHN	7	4.60	(15-1) 0957
9	Skramstad, Trond	NOR	2	4.50	(14-9) 0932
	Hingsen, Juergen	FRG	4	4.50	(14-9) 0932
	Hadfield, Peter	AUS	11	4.50	(14-9) 0932
	Wentz, Siegfried	FRG	12	4.50	(14-9) 0932
	Motti, William	FRA	13	4.50	(14-9) 0932

**Decathlon** **Decathlon**  
Pole Vault Group 2/Aug. 09 Saut a la perche groupe 2/09 Aout

RANK	NAME	CTRY	ORDER	HEIGHT OF THE BAR/HAUTEUR DE LA BARRE
RANG			ORDRE	
				400 420 430 440 450 460 470 480 490 500 510
1	Bright, Tim	USA	1	- - - - - - - - - 0 - 0
2	Thompson, Daley	GBR	10	- - - - - 0 - XO - XXO 0 XXX
3	Kratschmer, Guido	FRG	8	- - - - - 0 - 0 XO XO XXX
4	Crist, John	USA	3	- - 0 0 XO 0 0 XO XXX
	Steen, Dave	CAN	9	- - - - - 0 - XO XO XXX
6	Werthner, Dr. Georg	AUT	6	0 - - - - XO 0 XO XXX
7	Wooding, Jim	USA	5	- - 0 - - XXO XXX
	Weng, Kangqiang	CHN	7	- - 0 - - XXO XXX
9	Skramstad, Trond	NOR	2	- - 0 - - XO XXX
	Hingsen, Juergen	FRG	4	- - - - - XXO - XXX
	Hadfield, Peter	AUS	11	- XO - - - XO - XXX
	Wentz, Siegfried	FRG	12	- - XO - 0 - XXX
	Motti, William	FRA	13	0 0 - 0 0 XXX

Decathlon  
Javelin Group 1/Aug. 09

RANK RANG	NAME	CTRY	START DEPART	1	2	3	BEST MEIL	POINTS
1	Motti, William	FRA	6	62.20	59.24	63.76	63.76 (209-2)	0807
2	Skramstad, Trond	NOR	2	-	54.94	-	54.94 (180-3)	0698
3	Solorzano, Fidel	ECU	3	-	45.44	48.66	48.66 (159-8)	0615
4	Diaz-Granillo, Angele	GUA	1	-	35.92	47.96	47.96 (157-4)	0605
5	Saleh, Mensser	QAT	4	-	-	45.02	45.02 (147-8)	0564
6	Coralie, Vivian	MRI	5	41.58	36.60	38.26	41.58 (136-5)	0514

TEMPERATURE 27C 80F

Decathlon  
Javelin Group 2/Aug. 09

RANK RANG	NAME	CTRY	START DEPART	1	2	3	BEST MEIL	POINTS
1	Werthner, Dr. Georg	AUT	6	71.72	65.58	76.96	76.96 (252-6)	0956
2	Weng, Kangqiang	CHN	10	64.66	69.72	-	69.72 (228-9)	0876
3	Wentz, Siegfried	FRG	9	-	67.68	-	67.68 (222-0)	0853
4	Escauriza, Claudio	PAR	5	64.16	-	-	64.16 (210-6)	0811
5	Mcstravick, Bradley	GBR	8	46.28	61.54	60.08	61.54 (201-11)	0780
6	Hingsen, Juergen	FRG	4	51.84	60.44	58.74	60.44 (198-3)	0767
7	Wooding, Jim	USA	1	57.20	-	55.14	57.20 (187-8)	0726
8	Hadfield, Peter	AUS	2	-	-	55.22	55.22 (181-2)	0701
9	Ruefenacht, Michele	SUI	3	53.62	55.10	51.94	55.10 (180-9)	0700
10	Boreham, Colin	GBR	7	52.34	52.66	-	52.66 (172-9)	0668

TEMPERATURE 26C 80F

Decathlon  
Javelin Group 3/Aug. 09

RANK RANG	NAME	CTRY	START DEPART	1	2	3	BEST MEIL	POINTS
1	Kratschmer, Guido	FRG	1	66.48	69.40	-	69.40 (227-8)	0872
2	Fernandez, Douglas	VEN	3	61.78	67.12	64.40	67.12 (220-2)	0846
3	Thompson, Daley	GBR	5	65.24	-	63.36	65.24 (214-0)	0824
4	Vetterli, Patrick	SUI	4	64.64	64.66	58.96	64.66 (212-2)	0817
5	Guu, Jin-Shoei	TPE	6	57.90	62.36	-	62.36 (204-7)	0790
6	Crist, John	USA	9	-	61.88	58.88	61.88 (203-0)	0784
7	Steen, Dave	CAN	2	55.94	56.92	-	56.92 (186-9)	0723
8	Lee, Fu-An	TPE	7	53.54	54.96	-	54.96 (180-4)	0698
9	Bright, Tim	USA	8	49.72	53.66	51.58	53.66 (176-0)	0681

TEMPERATURE 25C 76F

Decathlon  
1500M Heat 1/Aug. 09

RANK RANG	NAME	CTRY	START DEPART	TIME TEMPS	POINTS
1	Fernandez, Douglas	VEN	11	4:23.96	0631
2	Mcstravick, Bradley	GBR	5	4:25.15	0623
3	Hadfield, Peter	AUS	2	4:25.90	0617
4	Diaz-Granillo, Angele	GUA	9	4:26.11	0615
5	Coralie, Vivian	MRI	10	4:26.26	0614
6	Boreham, Colin	GBR	4	4:32.50	0573
7	Weng, Kawqiang	CHN	1	4:34.10	0562
8	Saleh, Mensser	QAT	8	4:35.64	0552
9	Skramstad, Trond	NOR	13	4:43.02	0506
10	Lee, Fu-An	TPE	6	4:45.87	0489
11	Guu, Jin-Shoei	TPE	3	4:50.75	0460
12	Solorzano, Fidel	ECU	12	5:07.38	0369
	Escauriza, Claudio	PAR	7	DNF	0000

Decathlon  
1500M Heat 2/Aug. 09

RANK RANG	NAME	CTRY	START DEPART	TIME TEMPS	POINTS
1	Werthner, Dr. Georg	AUT	10	4:16.41	0685
2	Steen, Dave	CAN	11	4:17.70	0676
3	Hingsen, Juergen	FRG	4	4:22.60	0641
4	Crist, John	USA	6	4:23.78	0632
5	Wooding, Jim	USA	5	4:28.31	0600
6	Wentz, Siegfried	FRG	12	4:33.96	0563
7	Thompson, Daley	GBR	9	4:35.00	0556
8	Motti, William	FRA	2	4:35.15	0555
9	Ruefenacht, Michele	SUI	8	4:39.47	0527
10	Kratschmer, Guido	FRG	7	4:47.99	0476
11	Bright, Tim	USA	3	4:49.27	0469
12	Vetterli, Patrick	SUI	1	4:55.06	0435

Decathlon  
Summary/Aug. 09

RANK RANG	NAME	CTRY	100	LJ	SP	HJ	400	110H	DT	PV	JT	1500	POINTS
1	Thompson, Daley	GBR	10.44	8.01	15.72	2.03	46.97	14.34	46.56	5.00	65.24	4:35.00	8797
2	Hingsen, Juergen	FRG	10.91	7.80	15.87	2.12	47.69	14.29	50.82	4.50	60.44	4:22.60	8673
3	Wentz, Siegfried	FRG	10.99	7.11	15.87	2.09	47.78	14.35	46.60	4.50	67.68	4:33.96	8412
4	Kratschmer, Guido	FRG	10.80	7.40	15.93	1.94	49.25	14.66	47.28	4.90	69.40	4:47.99	8326
5	Motti, William	FRA	11.28	7.45	14.42	2.06	48.13	14.71	50.92	4.50	63.76	4:35.15	8266
6	Crist, John	USA	11.33	6.98	14.05	2.06	48.45	15.01	46.18	4.80	61.88	4:23.78	8130
7	Wooding, Jim	USA	11.04	7.01	13.90	1.97	47.62	14.57	47.38	4.60	57.20	4:28.31	8091
8	Steen, Dave	CAN	11.20	7.41	12.57	2.03	48.09	15.39	44.04	4.80	56.92	4:17.70	8047
9	Werthner, Dr. Georg	AUT	11.41	6.96	13.80	1.94	49.44	15.36	41.18	4.70	76.96	4:16.41	8012
10	Ruefenacht, Michele	SUI	10.72	6.96	13.86	2.00	48.63	14.57	45.30	4.30	55.10	4:39.47	7924
11	Mcstravick, Bradley	GBR	10.92	6.82	13.38	1.94	48.68	15.01	45.54	4.30	61.54	4:25.15	7890
12	Bright, Tim	USA	11.22	6.75	13.80	2.00	48.87	14.52	41.74	5.40	53.66	4:49.27	7862
13	Vetterli, Patrick	SUI	11.44	7.13	13.88	2.03	49.83	15.14	43.82	4.50	64.66	4:55.06	7739
14	Hadfield, Peter	AUS	11.15	7.13	13.68	1.76	48.50	15.05	43.36	4.50	55.22	4:25.90	7683
15	Weng, Kangqiang	CHN	11.28	7.30	12.45	1.88	50.52	15.21	38.74	4.60	69.72	4:34.10	7662
16	Guu, Jin-Shoei	TPE	11.42	6.89	12.76	2.03	50.59	14.91	39.70	4.90	62.36	4:50.75	7629
17	Skramstad, Trond	NOR	11.20	7.18	14.20	1.85	49.25	15.08	40.02	4.50	54.94	4:43.02	7579
18	Fernandez, Douglas	VEN	11.59	6.74	13.12	1.88	49.83	16.05	43.52	4.40	67.12	4:23.96	7553
19	Lee, Fu-An	TPE	10.98	7.00	13.02	2.03	49.67	15.49	37.10	4.50	54.96	4:45.87	7541
20	Boreham, Colin	GBR	11.46	6.90	13.51	1.97	50.19	15.48	44.10	4.20	52.66	4:32.50	7485
21	Saleh, Mensser	QAT	11.51	6.62	11.54	1.88	52.04	16.20	36.26	3.50	45.02	4:35.64	6589
22	Escauriza, Claudio	PAR	11.66	6.51	14.10	1.82	53.06	17.51	47.76	4.00	64.16	DNF	6546
23	Solorzano, Fidel	ECU	11.15	6.99	10.09	1.94	49.24	16.22	33.54	3.10	48.66	5:07.38	6519
24	Diaz-Granillo, Angele	GUA	11.54	6.48	9.62	1.91	52.08	16.02	28.68	3.30	47.96	4:26.11	6342
25	Coralie, Vivian	MRI	11.37	5.84	9.79	1.82	51.28	16.39	32.92	3.00	41.58	4:26.26	6084
	Miller, Albert	FIJ	11.48	6.32	13.07	1.91	50.22	15.36	38.46				5076

Men/1500M Wheelchair  
Final Aug. 11Hommes/1500m chaise roulante  
Finale/11 Aout

RANK RANG	NAME	CTRY	RESULT RESULTAT
1	Van Winkel, Paul	BEL	3:58.50
2	Snow, Randy	USA	4:00.02
3	Viger, Andre	CAN	4:00.47
4	Fitzgerald, Mel	CAN	4:00.65
5	Geider, Jeurgien	FRG	4:00.71
6	Trotter, Peter	AUS	4:00.83
7	Hansen, Rick	CAN	4:02.75
8	Martinson, Jim	USA	4:21.37

TEMPERATURE 27C 80F





## Baseball/Base-ball

Officials	International Association of Amateur Baseball (IAABA)	LAOOC Administrative Staff/Personnel Administratif de LAOOC
	President/president	Commissioner/commissaire
	Secretary-General/secretaire-general	Competition Director
	Technical Deligates/delegates techniques	Venue Manager/manager de la venue
		Sports Manager/manager du sport
	Robert E. Smith (USA)	Ron Lane
	Jesus Chirinos (VEN)	Mike Fox
	Oswaldo Gil (PUR)	Chris Vatcher
	Jack Stallings (USA)	Scott Le Tellier

## Participants/Participants

Men Hommes	Competitors Competiteurs	Countries Pays
	160	8

## Legend/Legende

*	team shutout/jeu blanc pour une équipe	LF	left fielder/joueur de champ gauche
1B	first baseman/joueur de premier but	LHP	left hand pitcher/lanceur gaucher
2B	second baseman or doubles/joueur de 2 <sup>ème</sup> but ou double	LOB	left on base/laisé sur but
3B	third baseman or triples/joueur de 3 <sup>ème</sup> but ou triple	L,R,S	left, right or switch hitter/frappeur gaucher, droitier, ambidextre
AB	at bats/au bâton	NO	uniform number/numéro de tenue
BB	base on balls/lancers résultant en gain de but	OF	outfielder/volteur
C	catcher/receveur	PB	passed ball/balle passée
CF	center fielder/joueur de centre	PH	pinch hitter/frappeur auxiliaire
CG	complete games/parties complètes	POS	position/position
DH	designated hitter/frappeur de choix	PR	pinch runner/coureur suppléant
DP	double play/double jeu/retrait	R	runs scored/points marqués
E	errors/erreurs	RBI	runs batted in/points produits
ER	earned runs/points mérités	RF	right fielder/joueur de champ droitier
ERA	earned run average/moyenne de points mérités	RHP	right hand pitcher/lanceur droitier
G	games/matches	S	sacrifice/sacrifice
GP	games played/matches joués	SB	stolen bases/buts volés
GS	games started/matches commencés	SF	sacrifice fly/ballons sacrifice
GW-RBI	game winning RBI/point produit pour donner la victoire	SHO	shutouts/jeux blancs
H	hits/coups sûrs	SO	strikeouts/retraits au bâton
HBP	hit by pitch/touché par une balle lancée	SS	short stop/arrêt court
HR	home runs/coups de circuit	SV	save/victoire préservée
IF	infielder/joueur d'avant-champ	W	winning pitcher/lanceur gagnant
IP	innings pitched/manches lancées	WP	wild pitch/mauvais lancer
L	losing pitcher/lanceur perdant		

**Dodger Stadium,  
Los Angeles (56,000)**









**Baseball**

**Base-ball**

**Preliminary Pool White Division Results Game 01/July 31**

**Poule preliminaire division blanche Resultats partie 01/31 Juil**

NO	POS	NAME	AB	R	H	RBI	NO	POS	NAME	AB	R	H	RBI				
ITA			DOM														
9	2B	Gagliano, Paolo	4	1	2	1	2B	Guerezo, Orlando	2	2	1	1					
4	CF	Talarico, Mark	4	2	1	17	DH	Sanchez, Antonio	4	1	2	3					
14	RF	Carelli, Giuseppe	3	2	0	22	SS	Crispin, Ivan	4	0	0	0					
32	DH	Bianchi, Roberto	5	2	4	21	RF	Paniagua, Hector	4	0	0	2					
25	3B	Guggiana, Johnnyjoseph	4	1	1	5	1B	Gomez, Pedro	4	0	1	0					
24	1B	Marco, David	2	0	0	30	3B	Taveras, Aristides	3	1	1	0					
23	PH	Manzini, Stefano	2	0	1	24	C	Getbal, Junio	4	1	0	0					
5	LF	Trinci, Guglielmo	5	0	0	23	CF	Reyes, Bernardo	4	2	3	1					
22	C	Lo Nero, Anthony	5	1	3	8	LF	Mota, Miguel	4	0	1	0					
3	SS	Romano, Michele	4	1	2												
Totals			38	10	14	8								33	7	9	7

		R	H	E
ITA	0 0 1	0 0 2	0 2 5	10 14 1
DOM	1 2 0	0 2 0	0 2 0	7 9 1

GW-RBI	ITA	Bianchi, Roberto	PITCHERS/LANCEURS	IP	H	R	ER	BB	SO						
DP	DOM 1	Taveras, Aristides	42	ITA	Farina, David	7.0	6	5	5	4					
E	DOM	Gagliano, Paolo	16	ITA	Fochi, Massimo	2.0	3	3	2	2					
2B	DOM	Sanchez, Antonio	Totals							9.0	9	4	4	4	8
HR	ITA	Bianchi, Roberto	33	DOM	Lora, Secundina	6.2	8	3	3	1	1				
	ITA	Guggiana, Johnnyjoseph	14	DOM	Gomez, Victor	0.1	1	2	0	1	0				
	ITA	Gagliano, Paolo	4	DOM	Olivo, Jory	0.1	0	0	0	0	0				
S	DOM	Sanchez, Antonio	34	DOM	Florentino, Jose	1.0	3	5	5	2	0				
	ITA	Gagliano, Paolo	16	DOM	Domitilo, Nicholas	0.2	2	0	0	0	0				
SB	ITA	Gagliano, Paolo	Totals							9.0	14	10	8	4	1
	DOM	Reyes, Bernardo	WP										ITA	Fochi, Massimo	
SF	DOM	Paniagua, Hector	TIME/TEMPS: 3:00												
	ITA	Gagliano, Paolo													
	ITA	Di Marco, David													
LOB	ITA 7, DOM 8														

**Preliminary Pool Blue Division Results Game 03/Aug. 01**

**Poule preliminaire division bleue Resultats partie 03/01 Aout**

NO	POS	NAME	AB	R	H	RBI	NO	POS	NAME	AB	R	H	RBI				
CAN			NCA														
9	CF	Mc Phail, Doug	4	0	1	0	7	2B	Medina, Julio	5	1	1	0				
7	3B	Ivan, John	6	0	0	0	12	CF	Garcia, Fabio	4	0	1	0				
8	1B	Downes, Larry	6	0	4	0	4	CF	Cardenas, Leonardo	0	0	0	0				
22	C	Thomson, Rob	6	0	0	0	19	1B	Espino, Roberto	3	0	0	0				
3	RF	Mann, Scott	5	0	1	0	3	1B	Sanchez, Julio	2	0	1	0				
23	LF	Maxwell, Scott	4	2	2	0	31	DH	Garmendez, Juan	3	0	0	0				
6	DH	Andrulis, Henry	4	0	1	0	6	3B	Delgado, Ariel	5	0	2	1				
12	SS	McCullough, Bob	5	0	0	0	16	LF	Taylor, Richard	4	1	1	0				
4	2B	Nelson, Tom	5	1	2	1	26	C	Guzman, Jose	4	0	0	0				
			22 PH							Miranda, Jaime	0	0	0	0			
			1 RF							Cruz, Jose	4	1	1	1			
			21 SS							Munoz, Arnoldo	5	1	2	2			
Totals			45	3	11	1								39	4	9	4

		R	H	E
CAN	0 1 0	0 0 0	1 0 0	0 0 1
NCA	1 1 0	0 0 0	0 0 0	0 0 2

GW-RBI	NCA	Munoz, Arnoldo	PITCHERS/LANCEURS	IP	H	R	ER	BB	SO						
DP	CAN 1, NCA 1	Medina, Julio	16	CAN	Heisler, Rod	10.0	8	2	2	4	6				
E	NCA	Munoz, Arnoldo	29	CAN	Wooden, Mark	1.2	1	2	2	0	2				
2B	NCA	Medina, Julio	Totals							11.2	9	4	4	4	8
	CAN	Maxwell, Scott	LOB												
HR	CAN	Downes, Larry	15	NCA	Moya, Julio	12.0	11	3	1	2	4				
	NCA	Cruz, Jose	Totals							12.0	11	3	1	2	4
S	CAN	Munoz, Arnoldo	HBP										NCA	Taylor, Richard	
	CAN	Maxwell, Scott	WP										NCA	Moya, Julio	
SB	CAN	Mc Phail, Doug	TIME/TEMPS: 3:02												
	NCA	Miranda, Jaime													
LOB	CAN 10, NCA 6														

**Preliminary Pool White Division Results Game 02/July 31**

**Poule preliminaire division blanche Resultats partie 02/31 Juil**

NO	POS	NAME	AB	R	H	RBI	NO	POS	NAME	AB	R	H	RBI				
TPE			USA														
5	SS	Wu, Fu-Lien	4	0	1	0	5	CF	McDowell, Oddibe	3	0	0	0				
6	3B	Lin, Hua-Wei	4	1	2	0	28	RF	Gwynn, Chris	4	0	1	0				
4	RF	Lin, I-Tseng	3	0	0	1	23	DH	Clark, William	4	0	2	1				
25	DH	Chao, Shih-Chiang	4	0	0	0	41	1B	Mc Gwire, Mark	4	0	1	0				
13	LF	Li, Chih-Chun	3	0	0	0	25	3B	Snyder, James	4	0	1	0				
3	2B	Yeh, Chih-Shien	3	0	0	0	35	LF	Mack, Shane	3	0	0	0				
33	CF	Lee, Chu-Ming	3	0	0	0	20	C	Marzano, John	4	1	2	1				
8	C	Twu, Jong-Nan	1	0	1	0	10	SS	Green, Gary	3	0	0	0				
21	PR	Chiang, Tai-Chuan	0	0	0	0	3	2B	Alfaro, Flavio	3	1	2	0				
22	C	Tseng, Chi-Chen	0	0	0	0											
18	1B	Yang, Ching-Long	2	0	0	0											
19	1B	Sung, Yung-Tai	1	0	0	0											
Totals			28	1	4	1								32	2	9	2

		R	H	E
TPE	0 0 0	1 0 0	0 0 0	1 4 1
USA	0 0 0	0 0 0	2 0 X	2 9 2

GW-RBI	USA	Clark, William	PITCHERS/LANCEURS	IP	H	R	ER	BB	SO						
DP	TPE 1	Hoover, John	23	TPE	Kuo, Tai-Yuan	8.0	9	2	1	1	12				
E	USA	Marzano, John	Totals							8.0	9	2	1	1	12
2B	TPE	Yang, Ching-Long	18	USA	Hoover, John	9.0	4	1	0	3	5				
HR	USA	Lin, Hua-Wei	Totals							9.0	4	1	0	3	5
SF	TPE	Marzano, John	HBP										USA	Mack, Shane	
LOB	TPE 4, USA 8	ATTENDANCE/ATTENDANCE: 52,319													
		TIME/TEMPS: 2:19													

**Preliminary Pool Blue Division Results Game 04/Aug. 01**

**Poule preliminaire division bleue Resultats partie 04/01 Aout**

NO	POS	NAME	AB	R	H	RBI	NO	POS	NAME	AB	R	H	RBI				
JPN			KOR														
20	C	Shimada, Munehiko	4	0	1	0	16	LF	Lee, Soon Chul	4	0	0	0				
2	2B	Shoda, Kozo	3	1	2	0	12	CF	Park, Heung-Sik	4	0	0	0				
25	CF	Kumano, Terumitsu	4	0	0	0	4	2B	Kang, Ki-Woong	3	0	0	0				
7	RF	Arai, Yukio	4	0	1	0	3	DH	Lee, Kang-Don	3	0	0	0				
23	1B	Fukumoto, Katsuyuki	3	1	1	1	23	DH	Choy, Kai-Young	0	0	0	0				
22	DH	Hata, Shinji	2	0	0	0	6	3B	Kim, Yong-Kuk	3	0	1	0				
5	DH	Ueda, Kazuaki	1	0	1	0	27	1B	Kim, Hyoung-Suk	2	0	0	0				
27	LF	Morita, Noboru	2	0	1	1	7	1B	Ahn, Un-Hak	2	0	1	0				
3	3B	Urahigashi, Yasushi	4	0	0	0	9	RF	Lee, Jong-Doo	2	0	0	0				
4	SS	Morita, Yoshihiko	2	0	1	0	24	C	Kim, Young-Sin	3	0	0	0				
			5 SS							Yoo, Joong-Il	3	0	0	0			
Totals			29	2	8	2								29	0	2	0

		R	H	E
JPN	0 0 0	1 0 0	0 0 1	2 8 2
KOR	0 0 0	0 0 0	0 0 0	0 2 0

GW-RBI	JPN	Fukumoto, Katsuyuki	PITCHERS/LANCEURS	IP	H	R	ER	BB	SO						
DP	KOR 1	Morita, Yoshihiko	12	JPN	Yoshida, Yukio	6.1	1	0	0	1	4				
E	JPN	Fukumoto, Katsuyuki	16	JPN	Miyamoto, Kazutomo	1.2	0	0	0	3	2				
2B	JPN	Shoda, Kozo	14	JPN	Ito, Akimitsu	1.0	1	0	0	0	1				
SF	JPN	Fukumoto, Katsuyuki	Totals							9.0	2	0	0	4	7
S	JPN	Morita, Noboru	LOB												
	JPN	Morita, Yoshihiko	11	KOR	Sun, Dong-Ryeul	5.1	5	1	1	1	2				
	JPN	Morita, Noboru	28	KOR	Park, Noh-Jun	2.2	2	0	0	0	1				
	JPN	Ueda, Kazuaki	15	KOR	Oh, Myong-Lok	1.0	1	1	0	0	0				
LOB	JPN 6, KOR 6	Totals							9.0	8	2	1	1	3	
		PB										KOR	Kim, Young-Sin		
		ATTENDANCE/ATTENDANCE: 39,120													
		TIME/TEMPS: 2:48													



Preliminary Pool White Division  
Results Game 05/Aug. 02

Poule preliminaire division blanche  
Resultats partie 05/02 Aout

NO	POS	NAME	AB	R	H	RBI	NO	POS	NAME	AB	R	H	RBI
DOM													
1	2B	Guerreo, Orlando	3	0	1	0	13	LF	Li, Chih-Chun	4	2	2	0
12	2B	Pans, Francisco	1	0	0	0	19	LF	Sung, Yung-Tai	1	0	0	0
17	DH	Sanchez, Antonio	4	0	0	0	5	SS	Wu, Fu-Lien	5	2	3	2
22	SS	Crispin, Ivan	4	0	0	0	6	3B	Lin, Hua-Wei	3	0	1	0
21	RF	Paniagua, Hector	3	0	1	0	37	3B	Wu, Te-Shen	1	0	0	0
5	1B	Gomez, Pedro	4	1	1	0	25	1B	Chao, Shih-Chiang	3	0	0	1
30	3B	Taveras, Aristides	4	0	2	1	21	DH	Chiang, Tai-Chuan	5	2	3	1
24	C	Gelbal, Junio	3	0	1	0	4	RF	Lin, I-Tseng	3	2	1	0
23	CF	Reyes, Bernardo	3	0	0	0	10	RF	Tsai, Sen-Fong	1	0	0	0
8	LF	Mota, Miguel	2	0	0	0	3	2B	Yeh, Chih-Shien	3	1	1	0
15	C	Santana, Abad	1	0	0	0	40	2B	Leu, Wen-Sheng	2	0	0	0
TPE													
Totals													

	R	H	E
DOM	0	0	0
TPE	0	5	7

GW-RBI	NAME	PITCHERS/LANCEURS	IP	H	R	ER	BB	SO
DP	DOM 1, TYP 2	4 DOM Olivo, Jony	L 1.1	6	5	4	0	1
E	DOM Reyes, Bernardo	11 DOM Martinez, Ramon	0.2	4	5	4	1	1
	DOM Mota, Miguel	10 DOM Almonte, Rafael	6.0	6	3	2	1	2
	DOM Gelbal, Junio	Totals	8.0	16	13	10	2	4
	TPE Twu, Jong-Nan	34 TPE Chuang, Sheng-Hsiung	4.0	4	0	0	0	3
	DOM Crispin, Ivan	20 TPE Tu, Fu-Ming	W 2.0	0	0	0	0	2
	TPE Leu, Wen-Sheng	17 TPE Liu, Chiu-Lung	2.0	0	0	0	1	1
2B	TPE Lee, Chu-Ming	35 TPE Tu, Hung-Chin	1.0	2	1	1	0	1
	TPE Li, Chih-Chun	Totals	9.0	6	1	1	1	7
	DOM Taveras, Aristides	HBP TPE Lin, Hua-Wei						
SB	TPE Wu, Fu-Lien	DOM Gelbal, Junio						
	TPE Lee, Chu-Ming	DOM Olivo, Jony						
SF	TPE Chao, Shih-Chiang	DOM Martinez, Ramon						
LOB	DOM 6, TPE 7	WP DOM Olivo, Jony						
		DOM Martinez, Ramon						

Preliminary Pool White Division  
Results Match 06/Aug. 02

Poule preliminaire division blanche  
Resultats match 06/02 Aout

NO	POS	NAME	AB	R	H	RBI	NO	POS	NAME	AB	R	H	RBI
USA													
5	CF	McDowell, Oddibe	5	3	3	5	9	CF	Gagliano, Paolo	4	0	0	0
35	RF	Mack, Shane	5	2	3	2	4	LF	Talarico, Mark	2	0	0	0
23	LF	Clark, William	5	1	2	3	23	LF	Manzini, Stefano	2	0	2	0
28	RF	Gwynn, Chris	1	0	0	0	14	RF	Carelli, Giuseppe	3	1	1	0
41	1B	McGwire, Mark	6	1	1	0	32	DH	Bianchi, Roberto	2	0	1	0
25	3B	Snyder, James	5	1	1	0	15	DH	Turcio, Robert John	1	0	0	0
33	DH	Caffrey, Robert	3	2	1	1	25	3B	Guggiana, Johnnyjoseph	1	0	0	0
10	SS	Green, Gary	6	2	3	0	26	3B	Costa, Giovanni	2	0	0	0
3	2B	Alfaro, Flavio	4	2	2	2	24	1B	DiMarco, David	2	0	1	1
22	2B	Larkin, Barry	1	0	0	0	5	1B	Trinci, Guglielmo	2	0	1	0
24	C	Surhoff, William	4	2	2	2	22	C	Lo Nero, Anthony	4	0	0	0
20	C	Marzano, John	1	0	0	0	3	SS	Romano, Michele	3	0	1	0
ITA													
Totals													

	R	H	E
USA	9	0	0
ITA	0	0	0

GW-RBI	NAME	PITCHERS/LANCEURS	IP	H	R	ER	BB	SO
DP	USA 2	15 USA Bankhead, Michael	W 5.0	3	1	0	1	4
E	USA Green, Gary	11 USA Dunne, Michael	2.0	1	0	0	2	4
	ITA Guggiana, Johnnyjoseph	31 USA Pacillo, Patrick	1.0	1	0	0	1	1
	ITA Gagliano, Paolo	29 USA August, Donald	1.0	2	0	0	0	0
2B	USA Caffrey, Robert	Totals	9.0	7	1	0	4	9
	USA Mack, Shane	12 ITA Colabello, Louia P.	L 0.1	7	9	9	1	0
HR	USA Mack, Shane	10 ITA Ceccaroli, Paolo	4.2	7	6	5	3	1
	USA Clark, William	21 ITA Man, Roberto	3.0	4	1	1	0	2
	USA McDowell, Oddibe	15 ITA Turcio, Robert John	1.0	0	0	0	0	0
LOB	USA 9, ITA 8	Totals	9.0	18	16	15	4	3
		WP ITA Colabello, Louia P.						
		ITA Ceccaroli, Paolo						
		HBP USA Caffrey, Robert						

ATTENDANCE/ATTENDANCE : 48,491

TIME/TEMPS : 2:49

Preliminary Pool Blue Division  
Results Game 07/Aug. 03

Poule preliminaire division bleue  
Resultats partie 07/03 Aout

NO	POS	NAME	AB	R	H	RBI	NO	POS	NAME	B	R	H	RBI
KOR													
23	LF	Choy, Kai-Young	2	1	1	1	10	DH	Heerney, Joe	4	0	0	0
12	CF	Park, Heung-Sik	3	0	1	0	8	1B	Downes, Larry	4	0	1	0
14	PH	Baek, In-Ho	1	0	0	0	23	LF	Maxwell, Scott	4	0	0	0
16	CF	Lee, Soon-Chul	0	0	0	0	3	RF	Mann, Scott	3	1	1	0
4	2B	Kang, Ki-Woong	5	0	1	1	7	3B	Ivan, John	4	0	0	0
3	DH	Lee, Kang-Don	3	0	0	0	22	C	Thomson, Rob	4	0	1	1
6	3B	Kim, Yong-Kuk	4	0	0	0	9	CF	Mc Phail, Doug	3	0	1	0
27	1B	Kim, Hyoung-Suk	2	1	1	0	12	SS	McCullough, Bob	3	0	0	0
9	RF	Lee, Jong-Doo	3	1	0	0	4	2B	Nelson, Tom	3	0	0	0
24	C	Kim, Young-Sin	4	0	1	0							
5	SS	Yoo, Joong-Il	4	0	3	1							
Totals													

	R	H	E
KOR	1	2	0
CAN	0	0	0

GW-RBI	NAME	PITCHERS/LANCEURS	IP	H	R	ER	BB	SO
DP	CAN 2	26 KOR Han, Hee-Min	L 1.1	4	1	1	1	4
E	KOR Choy, Kai-Young	10 KOR Yoon, Hak-Kil	5.0	0	0	0	0	3
2B	CAN McPhail, Doug	Totals	9.0	4	1	1	1	7
	CAN Mann, Scott	21 CAN Kuzminski, Barry	1.1	4	3	3	3	1
S	KOR Choy, Kai-Young	27 CAN Patenaude, Alain	7.0	4	0	0	4	6
LOB	KOR 9, CAN 5	15 CAN Wilson, Steve	0.1	0	0	0	0	1
		29 CAN Wooden, Mark	0.1	0	0	0	0	0
		Totals	9.0	8	3	3	7	8
		WP KOR Yoon, Hak-Kil						
		CAN Patenaude, Alain						

TIME/TEMPS : 2:48

Preliminary Pool Blue Division  
Results Game 08/Aug. 03

Poule preliminaire division bleue  
Resultats partie 08/03 Aout

NO	POS	NAME	AB	R	H	RBI	NO	POS	NAME	AB	R	H	RBI
NCA													
7	2B	Medina, Julio	4	1	0	0	2	2B	Shoda, Kozo	3	1	1	2
4	RF	Cardenas, Leonardo	3	0	1	0	20	C	Shimada, Munehiko	4	2	3	2
22	RF	Miranda, Jaime	0	0	0	0	21	C	Yoshida, Yasuo	2	0	0	0
19	1B	Espino, Roberto	4	0	1	1	25	CF	Kumano, Terumitsu	5	3	4	3
31	DH	Garmendez, Juan	3	0	0	0	7	RF	Arai, Yukio	5	4	4	4
3	DH	Sanchez, Julio	1	0	0	0	23	1B	Fukumoto, Katsuyuki	4	1	2	0
6	3B	Delgado, Ariel	4	0	1	0	9	1B	Wada, Yutaka	0	1	0	0
16	LF	Taylor, Richard	4	0	0	0	5	3B	Ueda, Kazuaki	4	1	1	0
26	C	Guzman, Jose	4	0	0	0	27	LF	Morita, Noboru	2	1	0	1
1	CF	Cruz, Jose	4	0	0	0	8	LF	Furukawa, Shinichi	2	0	0	0
21	SS	Munoz, Arnoldo	3	0	3	0	10	DH	Hirosawa, Katsumi	5	3	3	4
JPN													
Totals													

	R	H	E
NCA	0	0	0
JPN	0	7	0

GW-RBI	NAME	PITCHERS/LANCEURS	IP	H	R	ER	BB	SO
E	NCA Cruz, Francisco	30 NCA Cruz, Francisco	L 1.1	4	4	2	0	0
	NCA Cardenas, Leonardo	10 NCA Raudez, Diego	2.2	4	4	4	1	2
	JPN Fukumoto, Katsuyuki	8 NCA Espinoza, Julio	1.2	5	5	4	1	1
	NCA Centeno, Juan	14 NCA Centeno, Juan	2.1	6	6	4	2	1
2B	NCA Delgado, Ariel	Totals	8.0	19	19	14	4	4
	JPN Arai, Yukio	15 JPN Ito, Atsunori	W 7.0	4	0	0	0	7
	JPN Kumano, Terumitsu	11 JPN Yonemura, Akira	2.0	2	1	1	1	1
3B	JPN Hirosawa, Katsumi	Totals	9.0	6	1	1	1	8
	JPN Morita, Yoshihiko	WP NCA Centeno, Juan						
HR	JPN Kumano, Terumitsu	HBP JPN Shoda, Kozo						
	JPN Hirosawa, Katsumi	BALK NCA Cruz, Francisco						
	JPN Arai, Yukio	NCA Raudez, Diego						
SB	NCA Cardenas, Leonardo							
	JPN Morita, Noboru							
S	JPN Morita, Noboru							
SF	JPN Morita, Yoshihiko							
LOB	NCA 7, JPN 4							

ATTENDANCE/ATTENDANCE : 33,443

TIME/TEMPS : 2:29

# Baseball

# Base-ball

## Preliminary Pool White Division Results Game 09/Aug. 04

## Poule preliminaire division blanche Resultats partie 09/04 Aout

NO	POS	NAME	AB	R	H	RBI	NO	POS	NAME	AB	R	H	RBI
DOM			USA										
1	2B	Guerreo, Orlando	3	0	1	0	5	CF	McDowell, Oddibe	5	0	1	0
12	2B	Pans, Francisco	1	0	0	0	22	DH	Larkin, Barry	5	2	1	1
17	DH	Sanchez, Antonio	4	0	0	0	23	LF	Clark, William	5	3	4	4
22	SS	Crispin, Ivan	3	0	0	0	41	1B	McGwire, Mark	4	2	1	0
21	RF	Paniagua, Hector	3	0	0	0	25	3B	Snyder, James	4	2	3	3
5	1B	Gomez, Pedro	3	0	2	0	35	RF	Mack, Shane	2	1	1	0
30	3B	Taveras, Aristides	3	0	0	0	28	RF	Gwynn, Chris	1	0	0	0
23	CF	Reyes, Bernardo	2	0	0	0	20	C	Marzano, John	4	1	2	3
15	C	Santana, Abad	3	0	0	0	33	C	Caffrey, Robert	1	0	0	0
8	LF	Mota, Miguel	3	0	1	0	10	SS	Green, Gary	3	1	0	0
							3	2B	Alfaro, Flavio	4	0	1	1
<b>Totals</b>			<b>28</b>	<b>0</b>	<b>4</b>	<b>0</b>				<b>38</b>	<b>12</b>	<b>14</b>	<b>12</b>

	R	H	E
DOM	0	0	0
USA	0	2	0

GW-RBI	USA	Marzano, John	PITCHERS/LANCEURS	IP	H	R	ER	BB	SO
DP	DOM 2, USA 1			L 4.1	10	6	5	2	0
E	DOM	Crispin, Ivan (2)	33 DOM	Lora, Secundina	3.2	4	6	3	2
2B	DOM	Guerreo, Orlando	16 DOM	Dornitillo, Nicolas	3.2	4	6	3	2
	USA	Snyder, James	3 DOM	Cespedes, Nelson	1.0	0	0	0	1
	USA	Alfaro, Flavio							
	USA	Clark, William	Totals		8.0	14	12	8	4
HR	USA	Clark, William (2)							
	USA	Snyder, James	8 USA	Swift, William	W 6.0	4	0	0	0
LOB	DON 2, USA 7		6 USA	Akins, Sid	1.0	0	0	0	1
			34 USA	Witt, Robert	1.0	0	0	0	1
			29 USA	August, Donald	1.0	0	0	0	0
			Totals		9.0	4	0	0	1
			HBP USA	Green, Gary					
			BALK DOM	Dornitillo, Nicolas					

TIME/TEMPS : 2:14

## Preliminary Pool White Division Results Game 10/Aug. 04

## Poule preliminaire division blanche Resultats partie 10/04 Aout

NO	POS	NAME	AB	R	H	RBI	NO	POS	NAME	AB	R	H	RBI
ITA			TPE										
9	2B	Gagliano, Paolo	3	0	0	0	13	LF	Li, Chih-Chun	5	2	3	0
10	PH	Ceccaroli, Paolo	1	0	0	0	5	SS	Wu, Fu-Lien	2	1	0	0
4	CF	Talarico, Mark	3	0	1	0	37	SS	Wu, Te-Shen	1	0	0	0
14	RF	Carelli, Giuseppe	3	0	0	0	25	1B	Chao, Shih-Ching	4	0	0	0
5	LF	Trinci, Guglielmo	0	0	0	0	18	1B	Yang, Ching-Long	1	0	0	0
32	DH	Bianchi, Roberto	3	0	0	0	6	3B	Lin, Hua-Wei	5	1	3	2
25	3B	Guggiana, Johnnyjoseph	3	0	0	0	21	DH	Chiang, Tai-Chuan	4	2	2	0
26	3B	Costa, Giovanni	0	0	0	0	4	RF	Lin, I-Tseng	4	2	2	1
24	1B	Di Marco, David	3	0	0	0	10	RF	Tsai, Sen-Fong	0	0	0	0
23	LF	Manzini, Stefano	3	0	1	0	3	2B	Yeh, Chih-Shien	4	2	3	3
22	C	Lo Hero, Anthony	3	0	0	0	40	2B	Leu, Wen-Sheng	0	0	0	0
3	SS	Romano, Michele	2	0	1	0	33	CF	Lee, Chu-Ming	4	0	2	2
8	PH	Bagialemani, Ruggero	1	0	0	0	19	CF	Sung, Yung-Tai	0	0	0	0
							8	C	Twu, Jong-Nan	3	0	0	0
							22	C	Tseng, Chi-Chen	1	0	1	0
<b>Totals</b>			<b>28</b>	<b>0</b>	<b>3</b>	<b>0</b>				<b>38</b>	<b>10</b>	<b>16</b>	<b>8</b>

	R	H	E
ITA	0	0	0
TPE	2	1	3

GW-RBI	TPE	Lin, Hua-Wei	PITCHERS/LANCEURS	IP	H	R	ER	BB	SO
DP	TPE 2			L 1.2	5	3	3	1	0
E	ITA	Chiono, David (2)	16 ITA	Fochi, Massimo	3.0	7	5	4	1
2B	TPE	Li, Chih-Chun	18 ITA	Chiono, David	3.0	7	5	4	1
	TPE	Lin, Hua-Wei	15 ITA	Turcio, Robert John	2.1	4	2	2	0
	TPE	Tseng, Chi-Chen	11 ITA	D'Amato, Keith	1.0	0	0	0	0
3B	TPE	Yeh, Chih-Shien	Totals		8.0	16	10	9	2
HR	TPE	Yeh, Chih-Shien							
SB	TPE	Wu, Fu-Lien	34 TPE	Chuang, Sheng-Hsiung	W 7.0	2	0	0	1
	TPE	Lin, Hua-Wei	20 TPE	Tu, Fu-Ming	2.0	1	0	0	1
	TPE	Chiang, Tai-Chuan	Totals		9.0	3	0	0	1
	TPE	Lin, I-Tseng							
	TPE	Lee, Chu-Ming							
LOB	ITA 2, TPE 6								

ATTENDANCE/ATTENDANCE : 53,505

TIME/TEMPS : 2:26

## Preliminary Pool Blue Division Results Game 11/Aug. 05

## Poule preliminaire division bleue Resultats partie 11/05 Aout

NO	POS	NAME	AB	R	H	RBI	NO	POS	NAME	AB	R	H	RBI
CAN			JAP										
6	DH	Andrulis, Henry	5	1	3	2	2	2B	Shoda, Kozo	1	0	0	0
7	3B	Ivan, John	3	1	1	0	9	2B	Wada, Yutaka	3	1	1	0
23	LF	Maxwell, Scott	4	0	1	2	22	C	Hata, Shinji	4	0	2	0
8	1B	Downes, Larry	4	0	1	0	25	CF	Kumano, Terumitsu	4	1	2	1
3	RF	Mann, Scott	5	0	2	1	7	RF	Arai, Yukio	4	0	1	1
22	C	Thomson, Rob	4	0	1	0	23	1B	Fukamoto, Katsuyuki	4	0	0	0
9	CF	McPhail, Doug	4	1	3	0	10	DH	Hirosawa, Katsumi	3	2	2	1
12	SS	McCullough, Bob	3	1	0	0	5	3B	Ueda, Kazuaki	2	0	0	0
4	2B	Nelson, Tom	4	2	3	1	3	3B	Urahigashi, Yasushi	2	0	1	1
							8	LF	Furukawa, Shinichi	2	0	0	0
							27	LF	Morita, Noboru	2	0	1	0
							4	SS	Morita, Yoshihiko	4	0	0	0
<b>Totals</b>			<b>36</b>	<b>6</b>	<b>15</b>	<b>6</b>				<b>35</b>	<b>4</b>	<b>10</b>	<b>4</b>

	R	H	E
CAN	0	0	4
JPN	0	1	0

GW-RBI	CAN	Maxwell, Scott	PITCHERS/LANCEURS	IP	H	R	ER	BB	SO
DP	CAN 1, JPN 2			L 4.1	10	6	5	2	0
E	CAN	Downes, Larry (2)	28 CAN	Gardiner, Mike	W 7.0	7	3	3	1
2B	JPN	Hirosawa, Katsumi	15 CAN	Wilson, Steve	.2	2	1	1	0
	JPN	Arai, Yukio	29 CAN	Wooden, Mark	SV 1.1	1	0	0	0
3B	JPN	Kumano, Terumitsu	Totals		9.0	10	4	4	1
HR	JPN	Hirosawa, Katsumi							
S	CAN	Ivan, John	15 JPN	Ito, Atsunori	L 4.0	8	5	5	2
LOB	CAN 8, JPN 5		11 JPN	Yonemura, Akira	4.0	6	1	1	1
			18 JPN	Nishikawa, Yoshiaki	1.0	1	0	0	0
			Totals		9.0	15	6	6	3
			WP	CAN Gardiner, Mike					

TIME/TEMPS : 2:29

## Preliminary Pool Blue Division Results Game 12/Aug. 05

## Poule preliminaire division bleue Resultats partie 12/05 Aout

NO	POS	NAME	AB	R	H	RBI	NO	POS	NAME	AB	R	H	RBI
NCA			KOR										
4	CF	Cardenas, Leonardo	3	1	1	0	16	LF	Lee, Soon Chul	5	2	2	0
1	CF	Cruz, Jose	1	0	1	0	12	CF	Park, Heung-Sik	2	1	1	0
22	RF	Miranda, Jaime	5	1	0	0	4	2B	Kang, Ki-Woong	5	2	2	2
7	2B	Medina, Julio	5	1	1	0	9	DH	Lee, Jong-Doo	2	0	0	0
31	DH	Garmendez, Juan	4	0	1	0	28	DH	Park, Noh-Jun	3	0	1	1
6	3B	Delgado, Ariel	4	1	1	0	6	3B	Kim, Yong-Kuk	5	1	3	2
3	1B	Sanchez, Julio	5	1	1	1	27	1B	Kim, Hyoung-Suk	4	0	1	1
16	LF	Taylor, Richard	4	1	0	0	5	SS	Yoo, Joong-Il	4	1	0	0
21	SS	Munoz, Arnoldo	4	0	1	1	24	C	Kim, Young-Sin	4	0	0	0
11	C	Chavarria, Cesar	3	0	2	1	23	RF	Choy, Kai-Young	2	0	2	0
							3	RF	Lee, Kang-Don	1	0	1	1
<b>Totals</b>			<b>38</b>	<b>6</b>	<b>9</b>	<b>3</b>				<b>37</b>	<b>7</b>	<b>13</b>	<b>7</b>

	R	H	E
NCA	0	2	0
KOR	2	0	0

GW-RBI	KOR	Park, Noh-Jun	PITCHERS/LANCEURS	IP	H	R	ER	BB	SO
DP	KOR 1			L 1.2	5	3	3	1	0
E	KOR	Kim, Yong-Kuk (2)	13 NCA	Arauz, Luis	.2	4	2	2	0
	KOR	Lee, Soon Chul	15 NCA	Moya, Julio	L 7.1	9	5	2	3
	NCA	Cardenas, Leonardo (2)	Totals		8.0	13	7	4	3
	KOR	Kang, Ki-Woong							
2B	KOR	Kim, Hyoung-Suk	10 KOR	Yoon, Hak-Kil	1.2	2	2	0	1
	NCA	Sanchez, Julio	21 KOR	Lee, Sang-Kun	2.1	3	1	1	2
	KOR	Kim, Yong-Kuk	29 KOR	Kim, Yong-Soo	.2	1	1	0	0
HR	KOR	Cruz, Jose	26 KOR	Han, Hee-Min	.2	1	2	0	0
S	KOR	Kim, Yong-Kuk	11 KOR	Sun, Dong-Ryeul	W 3.2	2	0	0	3
	KOR	Park, Heung-Sik	Totals		9.0	9	6	1	3
SB	NCA	Garmendez, Juan							
LOB	KOR	Lee, Soon Chul							
	NCA 9, KOR 10								

ATTENDANCE/ATTENDANCE : 48,656

TIME/TEMPS : 3:05



Semi-Finals  
Results Game 13/Aug. 06

Demi-finales  
Resultats partie 13/06 Aout

NO	POS	NAME	AB	R	H	RBI	NO	POS	NAME	AB	R	H	RBI			
TPE			JPN													
13	LF	Li, Chih-Chun	4	0	1	1	20	C	Shimada, Munehiko	5	0	0	0			
5	SS	Wu, Fu-Lien	4	0	0	0	2	2B	Shoda, Kozo	5	2	2	0			
6	3B	Lin, Hua-Wei	4	0	1	0	25	CF	Kumano, Terumitsu	5	0	2	0			
25	1B	Chao, Shih-Chiang	4	0	1	0	7	RF	Arai, Yukio	5	0	3	2			
37	PR	Wu, Te-Shen	0	0	0	0	10	DH	Hirosawa, Katsumi	4	0	0	0			
18	1B	Yang, Ching-Long	0	0	0	0	23	1B	Fukumoto, Katsuyuki	4	0	0	0			
21	DH	Chiang, Tai-Chuan	4	0	0	0	9	1B	Wada, Yutaka	0	0	0	0			
4	RF	Lin, I-Tseng	3	0	0	0	27	LF	Morita, Noboru	2	0	1	0			
19	PH	Sung, Yung-Tai	0	0	0	0	3	3B	Urahigashi, Yasushi	4	0	2	0			
10	RF	Tsai, Sen-Fong	0	0	0	0	4	SS	Morita, Yoshihiko	3	0	0	0			
3	2B	Yeh, Chih-Shien	4	0	0	0										
33	CF	Lee, Chu-Ming	4	1	1	0										
8	C	Twu, Jong-Nan	3	0	0	0										
Totals			34	1	4	1							37	2	10	2
			R H E													
TPE			0	0	0	1	0	0	0	0	1	4	1			
JPN			0	0	0	1	0	0	0	1	2	10	3			

GW-RBI	JPN	Arai, Yukio	PITCHERS/LANCEURS									
E	TPE	Wu, Fu-Lien	IP H R ER BB SO									
	JPN	Morita, Yoshihiko	23 TPE Kuo, Tai-Yuan 4.2 6 1 1 3 1									
2B	JPN	Fukumoto, Katsuyuki	(2) 20 TPE Tu, Fu-Ming L 4.2 4 1 1 0 2									
	JPN	Urahigashi, Yasushi										
3B	JPN	Shoda, Kozo	(2) Totals 9.1 10 2 2 3 3									
SB	JPN	Arai, Yukio										
	TPE	Sung, Yung-Tai	12 JPN Yoshida, Yukio 9.0 4 1 0 0 7									
LOB	TPE	Wu, Te-Shen	16 JPN Miyamoto, Kazutomo 0.1 0 0 0 0 0									
	TPE	4, JPN 10	14 JPN Ito, Akimitsu W 0.2 0 0 0 1 0									
Totals			10.0 4 1 0 1 7									
			TIME/TEMPS : 2:47									

Semi-Finals  
Results Game 14/Aug. 06

Demi-finale  
Resultats partie 14/06 Aout

NO	POS	NAME	AB	R	H	RBI	NO	POS	NAME	AB	R	H	RBI			
KOR			USA													
16	LF	Lee, Soon Chul	5	1	1	1	5	CF	McDowell, Oddibe	2	2	1	2			
12	CF	Park, Heung-Sik	4	0	1	0	22	LF	Larkin, Barry	1	0	0	0			
4	2B	Kang, Ki-Woong	4	0	0	0	28	RF	Gwynn, Chris	4	1	1	1			
3	DH	Lee, Kang-Don	4	1	1	0	23	DH	Clark, William	3	1	1	0			
6	3B	Kim, Yong-Kuk	4	0	1	1	41	1B	McGwire, Mark	4	0	0	0			
7	3B	Ahn, Un-Hak	0	0	0	0	25	3B	Snyder, James	4	0	1	2			
27	1B	Kim, Hyoung-Suk	4	0	2	0	24	C	Surhoff, William	3	0	0	0			
9	RF	Lee, Jong-Doo	4	0	3	0	35	LF	Mack, Shane	3	0	0	0			
24	C	Kim, Young-gin	3	0	0	0	10	SS	Green, Gary	3	0	1	0			
23	PH	Choy, Kai-Young	1	0	0	0	3	2B	Alfaro, Flavio	3	1	1	0			
14	SS	Baek, In-Ho	4	0	1	0										
Totals			37	2	10	2							30	5	6	5
			R H E													
KOR			0	0	1	1	0	0	0	2	10	0				
USA			0	0	2	0	0	3	0	0	6	3				

GW-RBI	USA	Gwynn, Chris	PITCHERS/LANCEURS									
E	USA <th>Snyder, James</th> <td colspan="10">IP H R ER BB SO</td>	Snyder, James	IP H R ER BB SO									
	USA <th>Surhoff, William</th> <td colspan="10">15 KOR Oh, Myoung-Lok L 5.1 5 5 5 2 5</td>	Surhoff, William	15 KOR Oh, Myoung-Lok L 5.1 5 5 5 2 5									
2B	USA <th>McGwire, Mark</th> <td colspan="10">28 KOR Park, Noh-Jun 2.2 1 0 0 0 1</td>	McGwire, Mark	28 KOR Park, Noh-Jun 2.2 1 0 0 0 1									
	KOR <th>Kim, Hyoung-Suk</th> <td colspan="10">Totals 8.0 6 5 5 2 6</td>	Kim, Hyoung-Suk	Totals 8.0 6 5 5 2 6									
	KOR <th>Park, Heung-Sik</th> <td colspan="10"></td>	Park, Heung-Sik										
	USA <th>Clark, William</th> <td colspan="10"></td>	Clark, William										
	USA <th>Snyder, James</th> <td colspan="10">15 USA Bankhead, Michael 4.2 6 2 1 0 2</td>	Snyder, James	15 USA Bankhead, Michael 4.2 6 2 1 0 2									
HR	USA <th>McDowell, Oddibe</th> <td colspan="10">29 USA August, Donald W 4.1 4 0 0 0 3</td>	McDowell, Oddibe	29 USA August, Donald W 4.1 4 0 0 0 3									
	KOR <th>Lee, Soon Chul</th> <td colspan="10"></td>	Lee, Soon Chul										
SB	USA <th>McDowell, Oddibe</th> <td colspan="10">Totals 9.0 10 2 1 0 5</td>	McDowell, Oddibe	Totals 9.0 10 2 1 0 5									
	USA <th>Gwynn, Chris</th> <td colspan="10"></td>	Gwynn, Chris										
	USA <th>Clark, William</th> <td colspan="10"></td>	Clark, William										
LOB	KOR	8, USA 3	W USA Bankhead, Michael									
ATTENDANCE/ATTENDANCE : 54,521			TIME/TEMPS : 2:54									

Finals - For The 3rd Place  
Results Game 15/Aug. 07

Finales - pour la 3eme place  
Resultats partie 15/07 Aout

NO	POS	NAME	AB	R	H	RBI	NO	POS	NAME	AB	R	H	RBI			
TPE			KOR													
13	LF	Li, Chih-Chun	6	1	1	0	16	LF	Lee, Soon Chul	6	0	0	0			
5	SS	Wu, Fu-Lien	6	0	1	0	12	CF	Park, Heung-Sik	5	0	0	0			
6	3B	Lin, Hua-Wei	6	1	1	1	6	3B	Kim, Yong-Kuk	6	0	0	0			
25	1B	Chao, Shih-Chiang	2	0	0	0	28	DH	Park, Noh-Jun	6	0	0	0			
37	PR	Wu, Te-Shen	0	0	0	0	4	2B	Kang, Ki-Woong	5	0	1	0			
18	1B	Yang, Ching-Long	3	1	1	2	27	1B	Kim, Hyoung-Suk	4	0	0	0			
21	DH	Chiang, Tai-Chuan	6	0	1	0	9	RF	Lee, Jong-Doo	1	0	0	0			
4	RF	Lin, I-Tseng	4	0	2	0	3	PH	Lee, Kang-Don	1	0	0	0			
33	CF	Lee, Chu-Ming	5	0	1	0	23	RF	Choy, Kai-Young	1	0	0	0			
8	C	Twu, Jong-Nan	5	0	1	0	7	SS	Ahn, Un-Hak	3	0	0	0			
40	2B	Leu, Wen-Shang	5	0	1	0	14	SS	Baek, In-Ho	2	0	2	0			
			Kim, Young-Sin													
Totals			48	3	10	3							44	0	3	0
			R H E													
TPE			0	0	0	0	0	0	0	3	3	10	1			
KOR			0	0	0	0	0	0	0	0	0	3	0			

GW-RBI	TPE	Lin, Hua-Wei	PITCHERS/LANCEURS									
DP	KOR	1	IP H R ER BB SO									
E	TPE <th>Leu, Wen-Shang</th> <td colspan="10">34 TPE Chuang, Sheng-Hsiung 10.1 2 0 0 3 13</td>	Leu, Wen-Shang	34 TPE Chuang, Sheng-Hsiung 10.1 2 0 0 3 13									
2B	TPE <th>Wu, Fu-Lien</th> <td colspan="10">20 TPE Tu, Fu-Ming W 3.2 1 0 0 1 3</td>	Wu, Fu-Lien	20 TPE Tu, Fu-Ming W 3.2 1 0 0 1 3									
3B	TPE <th>Lin, Hua-Wei</th> <td colspan="10">Totals 14.0 3 0 0 4 16</td>	Lin, Hua-Wei	Totals 14.0 3 0 0 4 16									
HR	TPE <th>Yang, Ching-Long</th> <td colspan="10"></td>	Yang, Ching-Long										
SB	TPE <th>Leu, Wen-Shang</th> <td colspan="10"></td>	Leu, Wen-Shang										
	TPE <th>Lin, I-Tseng</th> <td colspan="10">15 KOR Oh, Myoung-Lok 2.1 3 0 0 0 2</td>	Lin, I-Tseng	15 KOR Oh, Myoung-Lok 2.1 3 0 0 0 2									
S	TPE <th>Lin, I-Tseng</th> <td colspan="10">26 KOR Han,Hee-Min 3.2 1 0 0 1 4</td>	Lin, I-Tseng	26 KOR Han,Hee-Min 3.2 1 0 0 1 4									
	KOR <th>Kim, Young-Sin</th> <td colspan="10">11 KOR Sun, Dong-Ryeul 7.0 3 0 0 0 5</td>	Kim, Young-Sin	11 KOR Sun, Dong-Ryeul 7.0 3 0 0 0 5									
LOB	TPE <th>5, KOR 7</th> <td colspan="10">10 KOR Yoon, Hak-Kil 1.0 3 3 3 0 0</td>	5, KOR 7	10 KOR Yoon, Hak-Kil 1.0 3 3 3 0 0									
Totals			14.0 10 3 3 1 11									
ATTENDANCE/ATTENDANCE : 55,235			TIME/TEMPS : 3:41									

Finals - For The 1st Place  
Results Game 16/Aug. 07

Finales - pour la 1ere place  
Resultats partie 16/07 Aout

NO	POS	NAME	AB	R	H	RBI	NO	POS	NAME	AB	R	H	RBI			
JPN			USA													
2	2B	Shoda, Kozo	3	3	1	0	5	CF	McDowell, Oddibe	4	0	0	0			
20	C	Shimada, Munehiko	4	0	1	1	28	RF	Gwynn, Chris	3	0	0	0			
25	CF	Kumano, Terumitsu	3	2	1	0	23	DH	Clark, William	4	0	0	0			
7	RF	Arai, Yukio	4	0	2	1	41	1B	McGwire, Mark	3	1	1	0			
10	1B	Hirosawa, Katsumi	4	1	2	4	25	3B	Snyder, James	3	1	2	2			
27	LF	Morita, Noboru	4	0	0	0	20	C	Marzano, John	3	0	0	0			
22	DH	Hata, Shinji	1	0	0	0	35	LF	Mack, Shane	3	1	1	1			
9	DH	Wada, Yutaka	3	0	0	0	24	PH	Surhoff, William	1	0	1	0			
3	3B	Urahigashi, Yasushi	4	0	1	0	10	SS	Green, Gary	4	0	1	0			
4	SS	Morita, Yoshihiko	3	0	0	0	3	2B	Alfaro, Flavio	4	0	1	0			
Totals			33	6	8	6							32	3	7	3
			R H E													
JPN			0	0	2	1	0	0	3	0	6	8	1			
USA			0	0	1	0	0	0	0	2	3	7	2			

GW-RBI	JPN	Hirosawa, Katsumi	PITCHERS/LANCEURS									
DP	JPN	1, USA 2	IP H R ER BB SO									
E	USA <th>Snyder, James</th> <td colspan="10">14 JPN Ito, Akimitsu W 6.0 2 1 1 1 6</td>	Snyder, James	14 JPN Ito, Akimitsu W 6.0 2 1 1 1 6									
	USA <th>Marzano, John</th> <td colspan="10">16 JPN Miyamoto, Kazutomo 0.2 1 0 0 2 0</td>	Marzano, John	16 JPN Miyamoto, Kazutomo 0.2 1 0 0 2 0									
2B	JPN <th>Shoda, Kozo</th> <td colspan="10">12 JPN Yoshida, Yukio W 2.1 4 2 2 1 3</td>	Shoda, Kozo	12 JPN Yoshida, Yukio W 2.1 4 2 2 1 3									
	JPN <th>Shimada, Munehiko</th> <td colspan="10">Totals 9.0 7 3 3 4 9</td>	Shimada, Munehiko	Totals 9.0 7 3 3 4 9									
HR	USA <th>Mack, Share</th> <td colspan="10"></td>	Mack, Share										
	JPN <th>Hirosawa, Katsumi</th> <td colspan="10"></td>	Hirosawa, Katsumi										
	USA <th>Snyder, James</th> <td colspan="10">18 USA Hoover, John 7.2 7 6 6 3 3</td>	Snyder, James	18 USA Hoover, John 7.2 7 6 6 3 3									
SB	JPN <th>Shoda, Kozo</th> <td colspan="10">6 USA Akins, Sid 1.1 1 0 0 1 0</td>	Shoda, Kozo	6 USA Akins, Sid 1.1 1 0 0 1 0									
LOB	JPN	4, USA 6	Totals 9.0 8 6 6 4 3									
ATTENDANCE/ATTENDANCE : 55,235			TIME/TEMPS : 2:45									

## Baseball

<i>JPN vs. USA,</i>  <i>7 August 1984</i> <i>7 Août 1984</i>	<b>Gold Medal Game: Inning by Inning Description</b>	<b>Match pour la Médaille d'Or: Description Manche par Manche</b>
<b>First Inning Première Manche</b>	<i>JPN</i> — Shoda flied to center. Shimada grounded out to short. Kumano grounded out to third. <b>NO RUNS, NO HITS, NO ERRORS, NONE LEFT</b> <i>USA</i> — McDowell fouled out to short. Gwynn flied to left. Clark flied to left. <b>NO RUNS, NO HITS, NO ERRORS, NONE LEFT</b> <b>SCORE: JPN 0, USA 0</b>	<i>JPN</i> — Shoda est retiré sur une balle frappée au centre. Shimada frappe un roulant à l'arrêt court. Kumano est retire sur un roulant au troisième but. <b>PAS DE POINT, PAS DE COUP SUR, PAS D'ERREUR, PERSONNE NE RESTE</b> <i>USA</i> — McDowell est retiré sur une balle fautive à l'arrêt court. Gwynn est retiré sur une balle frappée à gauche. Clark est retiré sur une balle frappée à gauche. <b>PAS DE POINT, PAS DE COUP SUR, PAS D'ERREUR, PERSONNE NE RESTE</b> <b>MARQUE: JPN 0, USA 0</b>
<b>Second Inning Deuxième Manche</b>	<i>JPN</i> — Arai singled to left. Hirosawa lined to center and Arai was doubled off at first base, McDowell to McGwire. N. Morita struck out. <b>NO RUNS, ONE HIT, NO ERRORS, NONE LEFT</b> <i>USA</i> — McGwire struck out. Snyder struck out. Marzano struck out. <b>NO RUNS, NO HITS, NO ERRORS, NONE LEFT</b> <b>SCORE: JPN 0, USA 0</b>	<i>JPN</i> — Arai frappe un simple à gauche. Hirosawa retire sur lancer de balle en flèche au centre et Arai est retiré du premier but, resultant en un double jeu. McDowell prend la balle et la passe à McGwire. N. Morita est retiré au bâton. <b>PAS DE POINT, UN COUP SUR, PAS D'ERREUR, PERSONNE NE RESTE</b> <i>USA</i> — McGwire est retiré au bâton. Snyder est retiré au bâton. Marzano est retiré au bâton. <b>PAS DE POINT, PAS DE COUP SUR, PAS D'ERREUR, PERSONNE NE RESTE</b> <b>MARQUE: JPN 0, USA 0</b>
<b>Third Inning Troisième Manche</b>	<i>JPN</i> — Hata struck out. Urahigashi flied to right. Y. Morita lined out to right. <b>NO RUNS, NO HITS, NO ERRORS, NONE LEFT</b> <i>USA</i> — Mack homered to left. Green grounded to short. Alfaro grounded to short. McDowell hit back to pitcher. <b>ONE RUN, ONE HIT, NO ERRORS, NONE LEFT</b> <b>SCORE: USA 1, JPN 0</b>	<i>JPN</i> — Hata est retiré du bâton. Urahigashi est retiré sur balle frappée à droite. Y. Morita est retire sur un coup en flèche à droite. <b>PAS DE POINT, PAS DE COUP SUR, PAS D'ERREUR, PERSONNE NE RESTE</b> <i>USA</i> — Mack réussit un coup de circuit à gauche. Green est retiré sur coup roulant frappé à l'arrêt court. Alfaro retire sur coup roulant frappé à l'arrêt court. McDowell renvoie au lanceur. <b>UN POINT, UN COUP SUR, PAS D'ERREUR, PERSONNE NE RESTE</b> <b>MARQUE: USA 1, JPN 0</b>
<b>Fourth Inning Quatrième Manche</b>	<i>JPN</i> — Shoda walked. Shimada popped to third. Shoda stole second. Kumano walked. Shoda moved to third on Marzano's throwing error. Arai singled to right, Shoda scoring with Kumano moving to second. Hirosawa singled to center, Kumano scoring and Arai taking second. N. Morita popped to second. Wada, batting for Hata, struck out. <b>TWO RUNS, TWO HITS, ONE ERROR, TWO LEFT</b> <i>USA</i> — Gwynn grounded out to first. Clark grounded to short. McGwire struck out. <b>NO RUNS, NO HITS, NO ERRORS, NONE LEFT</b> <b>SCORE: JPN 2, USA 1</b>	<i>JPN</i> — Shoda est placé au premier but. Shimada est retiré sur chandelle vers le troisième but. Shoda vole le deuxième but. Kumano est placé au premier but. Shoda atteint le troisième but sur erreur résultant d'un mauvais lancer de Marzano. Arai atteint le premier but sur un coup sûr à droite, Shoda marque, Kumano atteignant le deuxième but. Hirosawa atteint le premier but sur un coup sûr au centre, Kumano marquant et Arai gagnant le second but. N. Morita est retiré sur une chandelle frappée vers le deuxième but. Wada, frappant pour Hata, est retiré au bâton. <b>DEUX POINTS, DEUX COUPS SURS, UNE ERREUR, DEUX JOUEURS RESTENT</b> <i>USA</i> — Gwynn est retiré sur un roulant vers le premier but. Clark est retiré sur roulant à l'arrêt court. McGwire est retiré au bâton. <b>PAS DE POINT, PAS DE COUP SUR, PAS D'ERREUR, PERSONNE NE RESTE</b> <b>MARQUE: JPN 2, USA 1</b>
<b>Fifth Inning Cinquième Manche</b>	<i>JPN</i> — Urahigashi grounded to third. Y. Morita grounded to second. Shoda walked. Shimada doubled to left, Shoda scoring. Kumano lined out to center. <b>ONE RUN, ONE HIT, NO ERRORS, ONE LEFT</b> <i>USA</i> — Snyder singled to right. Marzano grounded into a double play, Y. Morita to Hirosawa. Mack flied to center. <b>NO RUNS, ONE HIT, NO ERRORS, NONE LEFT</b> <b>SCORE: JPN 3, USA 1</b>	<i>JPN</i> — Urahigashi est retiré sur un roulant vers le troisième but. Y. Morita est retiré sur un roulant vers le deuxième but. Shoda est placé au premier but. Shimada réussit un double à gauche, Shoda marquant. Kumano est retiré sur un coup en flèche au centre. <b>UN POINT, UN COUP SUR, PAS D'ERREUR, UN JOUEUR RESTE</b> <i>USA</i> — Snyder atteint le premier but sur un coup sûr à droite. Marzano frappe un roulant qui résulte en un double jeu. Y. Morita prend la balle et la passe à Hirosawa. Mack est retiré sur une balle frappée au centre. <b>PAS DE POINT, UN COUP SUR, PAS D'ERREUR, PERSONNE NE RESTE.</b> <b>MARQUE: JPN 3, USA 1</b>

## Base-ball

<b>Sixth Inning Sixième Manche</b>	<i>JPN</i> — Arai grounded out, McGwire to Hoover. Hirosawa was safe at first on Snyder's throwing error. N. Morita forced Hirosawa, Hoover to Green. N. Morita was caught stealing, Marzano to Green. <b>NO RUNS, NO HITS, ONE ERROR, NONE LEFT</b> <i>USA</i> — Green hit back to pitcher. Alfaro struck out. McDowell struck out. <b>NO RUNS, NO HITS, NO ERRORS, NONE LEFT</b> <b>SCORE: JPN 3, USA 1</b>	<i>JPN</i> — Arai est retiré sur un roulant, McGwire prend la balle et la passe à Hoover. Hirosawa est sauf sur le premier but sur erreur résultant d'un mauvais lancer de Snyder. N. Morita pousse Hirosawa à être retiré systématiquement, Hoover prenant la balle et la passant à Green. N. Morita est attrapé pendant une tentative de vol de but, Marzano prenant la balle et la passant à Green. <b>PAS DE POINT, PAS DE COUP SUR, UNE ERREUR, PERSONNE NE RESTE</b> <i>USA</i> — Green retire sur renvoi au lanceur. Alfaro est retiré au bâton. McDowell est retiré au bâton. <b>PAS DE POINT, PAS DE COUP SUR, PAS D'ERREUR, PERSONNE NE RESTE</b> <b>MARQUE: JPN 3, USA 1</b>
<b>Seventh Inning Septième Manche</b>	<i>JPN</i> — Wada flied to center. Urahigashi popped to second. Y. Morita flied to center. <b>NO RUNS, NO HITS, NO ERRORS, NONE LEFT</b> <i>USA</i> - Gwynn walked. With a 2-2 count on Clark, Miyamoto replaced Ito. Clark grounded out to second with Gwynn moving to second. McGwire singled to right, but Gwynn was thrown out after rounding the bag at third, Arai to Hirosawa to Urahigashi. Snyder walked, McGwire moved to second. Marzano walked to load the bases. Yoshida replaced Miyamoto. Mack struck out. <b>NO RUNS, ONE HIT, NO ERRORS, THREE LEFT</b> <b>SCORE: JPN 3, USA 1</b>	<i>JPN</i> - Wada retiré sur balle frappée au centre. Urahigashi retiré sur chandelle frappée vers le deuxième but. Y. Morita retiré sur balle frappée au centre. <b>PAS DE POINT, PAS DE COUP SUR, PAS D'ERREUR, PERSONNE NE RESTE</b> <i>USA</i> — Gwynn est placé au premier but. Alors que Clark a un compte de deux balles, deux prises, Miyamoto remplace Ito. Clark est retiré sur un roulant vers le deuxième but, alors que Gwynn atteint le deuxième but. McGwire atteint le premier but sur un coup sûr à droite, mais Gwynn est retiré après avoir dépassé le troisième but, Arai prenant la balle et la passant à Hirosawa qui la passe à Urahigashi. Snyder étant placé au premier but, McGwire atteint le deuxième but. Marzano est placé au premier but pour que les buts soient remplis. Yoshida remplace Miyamoto. Mack est retire au bâton. <b>PAS DE POINT, UN COUP SUR, PAS D'ERREUR, TROIS JOUEURS RESTENT</b> <b>MARQUE: JPN 3, USA 1</b>
<b>Eighth Inning Huitième Manche</b>	<i>JPN</i> — Shoda singled infield. Shimada flied to left. Kumano singled to right, Shoda moving to second. Arai flied to right, Shoda taking third. Hirosawa homered to left, Shoda and Kumano scoring. Akins replaced Hoover. N. Morita popped to second. <b>THREE RUNS, THREE HITS, NO ERRORS, NONE LEFT</b> <i>USA</i> — Green singled to center. Alfaro singled to right. Green taking second. McDowell popped to third. Gwynn struck out. Clark struck out. <b>NO RUNS, TWO HITS, NO ERRORS, TWO LEFT</b> <b>SCORE: JPN 6, USA 1</b>	<i>JPN</i> — Shoda atteint le premier but sur simple frappé dans l'avant-champ. Shimada est retiré sur coup frappé à gauche. Kumano atteint le premier but sur un simple frappé à droite, Shoda atteignant le deuxième but. Arai retiré sur coup frappé à droite, Shoda atteignant le troisième but. Hirosawa réussit un coup de circuit à gauche, Shoda et Kumano marquant. Akins remplace Hoover. N. Morita est retiré sur chandelle vers le deuxième but. <b>TROIS POINTS, TROIS COUPS SURS, PAS D'ERREUR, PERSONNE NE RESTE</b> <i>USA</i> — Green frappe un simple au centre. Alfaro frappe un simple à droite, Green atteignant le deuxième but. McDowell est retiré sur une chandelle vers le troisième but. Gwynn est retiré au bâton. Clark est retiré au bâton. <b>PAS DE POINT, DEUX COUPS SURS, PAS D'ERREUR, DEUX JOUEURS RESTENT.</b> <b>MARQUE: JPN 6, USA 1</b>
<b>Ninth Inning Neuvième Manche</b>	<i>JPN</i> — Wada grounded to short. Urahigashi was aboard on an infield hit. Y. Morita walked with Urahigashi going to second. Shoda lined into a double play, Green to Alfaro to get Urahigashi at second base. <b>NO RUNS, ONE HIT, NO ERRORS, ONE LEFT</b> <i>USA</i> — McGwire walked. Snyder homered to left-center. Marzano flied to center. Surhoff, batting for Mack, singled to center. Green forced Surhoff, Y. Morita to Shoda with Green taking second on Shoda's throwing error. Alfaro flied to center. <b>TWO RUNS, TWO HITS, ONE ERROR, ONE LEFT</b> <b>FINAL SCORE: JPN 6, USA 3</b>	<i>JPN</i> — Wada est retiré sur un roulant frappé à l'arrêt court. Urahigashi sauf au premier but sur un coup sûr à l'avant-champ. Y. Morita place au premier but, Urahigashi atteignant le deuxième but. Shoda retiré sur une balle en flèche résultant en un double jeu, Green prenant la balle pour la passer à Alfaro qui retire Urahigashi au deuxième but. <b>PAS DE POINT, UN COUP SUR, PAS D'ERREUR, UN JOUEUR RESTE</b> <i>USA</i> — McGwire place au premier but. Snyder réussit un coup de circuit au centre gauche. Marzano retire sur coup frappé au centre. Surhoff, frappant pour Mack, frappe un simple au centre. Green pousse Surhoff à être retiré systématiquement, Y. Morita prenant la balle et la passant à Shoda, Green atteignant le deuxième but sur erreur resultant d'un mauvais lancer de Shoda. Alfaro est retiré sur coup frappé au centre. <b>DEUX POINTS, DEUX COUPS SURS, UNE ERREUR, UN JOUEUR RESTE</b> <b>MARQUE FINALE: JPN 6, USA 3</b>





Schedule And Tournament Results  
Aug. 07

Calendrier et resultats du tournoi  
07 Aout

TEAM STANDING / CLASSEMENT DES EQUIPES											
COUNTRY	GP	W	L	-RUNS/POINTS-	COUNTRY	GP	W	L	-RUNS/POINTS-		
PAYS	PJ	G	P	FOR	AGAINST	PAYS	PJ	G	P	FOG	AGAINST
WHITE/BLANC					BLUE/BLEU						
USA	3	3	0	30	2	JPN	3	2	1	25	7
TPE	3	2	1	24	3	KOR	3	2	1	10	9
ITA	3	1	2	11	33	CAN	3	1	2	10	11
DOM	3	0	3	8	35	NCA	3	1	2	11	29

TOP TWO TEAMS FROM EACH DIVISION ADVANCE TO SEMI-FINALS  
LES DEUX MEILLEURES EQUIPES DE CHAQUE DIVISION AVANCENT AUX DEMI-FINALES

Match Summary

Match Sommaire

Match	Division	Attendance
1 ITA 10 DOM 7	White/Blanche	52,319
2 USA 2 TPE 1	White/Blanche	52,319
3 NCA 4 CAN 3	Blue/Bleu	39,120
4 JPN 2 KOR 0	Blue/Bleu	39,120
5 TPE 13 DOM 1	White/Blanche	48,491
6 USA 16 ITA 1	White/Blanche	48,491
7 KOR 3 CAN 1	Blue/Bleu	33,443
8 JPN 19 NCA 1	Blue/Bleu	33,443
9 USA 12 DOM 0	White/Blanche	53,505
10 TPE 10 ITA 0	White/Blanche	53,505
11 CAN 6 JPN 4	Blue/Bleu	48,656
12 KOR 7 NCA 6	Blue/Bleu	48,656
13 JPN 2 TPE 1	Semi-Final/Demi-Finale	54,521
14 USA 5 KOR 2	Semi-Final/Demi-Finale	54,521
15 TPE 3 KOR 0	3rd/3eme Place	55,235
16 JPN 6 USA 3	1st/1ere Place	55,235

Final Statistics - Can  
Aug. 05

Statistiques finales - Can  
05 Aout

NO NAME	BATTING/FRAPPEUR BATS POS. (L,R,S)	GP	AVERAGE	AB	R	H	2B	3B	HR	RBI	BB	SO	SB
6 Andrus, Henry	L OF	2	.444	9	1	4	0	0	0	2	1	1	0
8 Downes, Larry	R IF	3	.429	14	0	6	1	0	0	0	1	2	0
25 Eliopoulos, Jim	R C	0	.000	0	0	0	0	0	0	0	0	0	0
10 Heeney, Joe	R IF	1	.000	4	0	0	0	0	0	0	0	1	0
7 Ivan, John	R IF	3	.077	13	1	1	0	0	0	0	1	3	0
3 Mann, Scott	L OF	3	.308	13	1	4	1	0	0	1	1	0	0
23 Maxwell, Scott	L IF	3	.250	12	2	3	1	0	0	2	0	3	0
12 McCullough, Bob	R IF	3	.000	11	1	0	0	0	0	0	1	1	0
9 McPhail, Doug	L OF	3	.455	11	1	5	1	0	0	0	1	1	0
4 Nelson, Tom	R IF	3	.417	12	3	5	0	0	0	2	0	1	1
18 Reimer, Kevin	L IF	0	.000	0	0	0	0	0	0	0	0	0	0
22 Thomson, Rob	R C	3	.143	14	0	2	0	0	0	1	0	2	0
26 Wilson, Craig	R IF	0	.000	0	0	0	0	0	0	0	0	0	0
Totals		3	.265	113	10	30	4	0	0	8	6	15	1

PITCHERS/LANCEURS

NO	NAME	RHP	W	L	ERA	G	GS	CG	SHO	SV	IP	H	R	ER	BB	SO
14	Carnegie, Mike	RHP	0	0	0.00	0	0	0	0	0	0.0	0	0	0	0	0
28	Gardiner, Mike	RHP	1	0	3.86	1	1	0	0	0	7.0	7	3	3	1	5
16	Heisler, Rod	LHP	0	0	1.80	1	1	0	0	0	10.0	8	2	2	4	6
21	Kuzminski, Barr	RHP	0	1	20.25	1	1	0	0	0	1.1	4	3	3	3	1
27	Patenaude, Alai	RHP	0	0	0.00	1	0	0	0	0	7.0	4	0	0	4	6
15	Wilson, Steve	LHP	0	0	9.00	2	0	0	0	0	1.0	2	1	1	0	1
29	Wooden, Mark	RHP	0	1	5.40	3	0	0	0	1	3.1	2	2	2	0	2
Totals			1	2	3.34	3	3	0	0	1	29.2	27	11	11	12	21

Final Statistics - Dom  
Aug. 05

Statistiques finales - dom  
05 Aout

NO NAME	BATTING/FRAPPEUR BATS POS. (L,R,S)	GP	AVERAGE	AB	R	H	2B	3B	HR	RBI	BB	SO	SB
22 Crispin, Ivan	R IF	3	.000	11	0	0	0	0	0	0	1	3	0
24 Gelbal, Junio	R OF	2	.143	7	1	1	0	0	0	0	0	3	0
5 Gomez, Pedro	R IF	3	.364	11	1	4	0	0	0	0	1	2	0
1 Guerreo, Orlando	R IF	3	.375	8	2	3	0	0	0	1	3	1	0
8 Mota, Miguel	R OF	3	.222	9	0	2	0	0	0	0	0	2	0
20 Ortiz, Juan	R C	0	.000	0	0	0	0	0	0	0	0	0	0
21 Paniagua, Hector	L OF	3	.100	10	0	1	0	0	0	0	2	1	0
12 Paris, Francisco	R IF	2	.000	1	0	0	0	0	0	0	0	1	0
23 Reyes, Bernardo	R OF	3	.333	9	2	3	0	0	0	1	1	0	1
17 Sanchez, Antonio	R IF	3	.167	12	1	2	1	0	0	3	0	3	0
15 Santana, Abad	R C	2	.000	4	0	0	0	0	0	0	0	2	0
30 Taveras, Aristides	R IF	3	.300	10	1	3	1	0	0	1	2	2	0
Totals		3	.207	92	8	19	2	0	0	8	9	19	1

PITCHERS/LANCEURS

NO	NAME	RHP	W	L	ERA	G	GS	CG	SHO	SV	IP	H	R	ER	BB	SO
10	Almonte, Rafael	RHP	0	0	3.00	1	0	0	0	0	6.0	6	3	2	1	2
3	Céspedes, Nelson	RHP	0	0	0.00	1	0	0	0	0	1.0	0	0	0	0	1
16	Domitilo, Nicolas	RHP	0	0	7.36	2	0	0	0	0	4.1	6	6	3	2	2
34	Florentino, Jose	RHP	0	1	45.00	1	0	0	0	0	1.0	3	5	5	2	0
14	Gomez, Victor	RHP	0	0	0.00	1	0	0	0	0	0.1	1	2	0	1	0
33	Lora, Secundina	RHP	0	1	6.55	2	2	0	0	0	11.0	18	9	8	3	1
11	Martinez, Ramon	RHP	0	0	18.00	1	0	0	0	0	0.2	4	5	4	1	1
4	Olivo, Jony	LHP	0	1	21.60	2	1	0	0	0	1.2	6	5	4	0	1
Totals			0	3	9.00	3	3	0	0	0	26.0	44	35	26	10	8

Final Statistics - Ita  
Aug. 05

Statistiques finales - ita  
05 Aout

NO NAME	BATTING/FRAPPEUR BATS POS. (L,R,S)	GP	AVERAGE	AB	R	H	2B	3B	HR	RBI	BB	SO	SB
8 Bagialemani, Ruggero	R IF	2	.000	5	0	0	0	0	0	0	0	2	0
32 Bianchi, Roberto	R C	3	.500	10	2	5	1	0	0	3	0	2	0
14 Carelli, Giuseppe	L OF	3	.111	9	3	1	0	0	0	1	3	0	0
26 Costa, Giovanni	R IF	2	.000	2	0	0	0	0	0	0	0	2	0
24 DiMarco, David	L IF	3	.143	7	0	1	0	0	0	0	2	0	2
9 Gagliano, Paolo	S OF	3	.182	11	1	2	1	0	0	1	1	1	1
25 Guggiana, Johnnyjoseph	L IF	3	.125	8	1	1	0	0	1	2	1	2	0
22 Lo Nero, Anthony	R C	3	.250	12	1	3	0	0	0	0	0	1	0
23 Manzini, Stefano	R OF	3	.571	7	0	4	0	0	0	0	0	0	1
3 Romano, Michele	R IF	3	.444	9	1	4	0	0	0	0	1	0	0
4 Talarico, Mark	R OF	3	.222	9	2	2	0	0	0	0	2	1	0
5 Trinci, Guglielmo	R IF	3	.143	7	0	1	0	0	0	0	0	1	0
15 Turcio, Robert John	L DH	1	.000	1	0	0	0	0	0	0	1	0	0
Totals		3	.247	97	11	24	2	0	1	9	9	14	2

PITCHERS/LANCEURS

NO	NAME	RHP	W	L	ERA	G	GS	CG	SHO	SV	IP	H	R	ER	BB	SO
10	Ceccaroli, Paolo	RHP	0	0	9.64	1	0	0	0	0	4.2	7	6	5	3	1
18	Chiono, David	RHP	0	0	12.00	1	0	0	0	0	3.0	7	5	4	1	1
12	Colabello, Louia P.	LHP	0	1	243.00	1	1	0	0	0	0.1	7	9	9	1	0
11	D'Amato, Keith	LHP	0	0	0.00	1	0	0	0	0	1.0	0	0	0	0	0
42	Farina, David	RHP	0	0	6.43	1	1	0	0	0	7.0	6	5	5	5	4
16	Fochi, Massimo	RHP	1	1	12.27	2	1	0	0	0	3.2	8	5	5	3	2
21	Man, Roberto	RHP	0	0	3.00	1	0	0	0	0	3.0	4	1	1	0	2
4	Talarico, Mark	RHP	0	0	0.00	0	0	0	0	0	0.0	0	0	0	0	0
15	Turcio, Robert John	RHP	0	0	5.40	2	0	0	0	0	3.1	4	2	2	0	2
Totals			1	2	10.73	3	3	0	0	0	26.0	43	33	31	13	12

Final Statistics - Jpn  
Aug. 05

Statistiques finales - jpn  
05 Aout

NO NAME	BATTING/FRAPPEUR BATS POS. (L,R,S)	GP	AVERAGE	AB	R	H	2B	3B	HR	RBI	BB	SO	SB
7 Arai, Yukio	L OF	5	.500	22	4	11	2	1	2	8	0	2	0
23 Fukumoto, Katsuyuki	R IF	4	.200	15	2	3	0	0	0	1	0	2	0
8 Furukawa, Shinichi	R OF	2	.000	4	0	0	0	0	0	0	0	1	0
22 Hata, Shinji	L C	3	.286	7	0	2	0	0	0	0	0	2	0
10 Hirokawa, Katsumi	R IF	4	.438	16	6	7	1	1	3	9	1	0	0
25 Kumano, Terumitsu	L OF	5	.429</										

**Baseball**

Final Statistics - Nca  
Aug.05

Statistiques finales - nca  
05 Aout

NO	NAME	BATTING/FRAPPEUR		GP	AVERAGE	AB	R	H	2B	3B	HR	RBI	BB	SO	SB
		BATS POS.	(L,R,S)												
4	Cardenas, Leonardo	L	OF	3	.333	6	1	2	0	0	0	0	1	2	1
11	Chavarria, Cesar	R	C	1	.667	3	0	2	0	0	0	0	1	1	0
1	Cruz, Jose	R	OF	3	.222	9	1	2	1	0	1	1	1	5	0
6	Delgado, Ariel	R	IF	3	.308	13	1	4	1	0	0	1	1	1	0
19	Espino, Roberto	R	IF	2	.143	7	0	1	0	0	0	1	0	2	0
12	Garcia, Fabio	R	OF	1	.250	4	0	1	0	0	0	0	1	0	0
31	Garmendez, Juan	L	DH	3	.100	10	0	1	0	0	0	0	2	4	0
26	Guzman, Jose	R	C	2	.000	8	0	0	0	0	0	0	0	3	0
7	Medina, Julio	R	IF	3	.143	14	3	2	1	0	0	0	0	1	0
22	Miranda, Jaime	R	IF	3	.000	5	1	0	0	0	0	0	1	0	0
21	Munoz, Arnolando	R	IF	3	.500	12	1	6	0	0	1	3	0	1	0
3	Sanchez, Julio	R	IF	3	.250	8	1	2	1	0	0	1	0	0	0
16	Taylor, Richard	R	IF	3	.083	12	2	1	0	0	0	0	0	1	0
Totals				3	.216	111	11	24	4	0	2	8	8	21	1

Final Statistics - Tpe  
Aug. 07

Statistiques finales - tpe  
07 Aout

NO	NAME	BATTING/FRAPPEUR		GP	AVERAGE	AB	R	H	2B	3B	HR	RBI	BB	SO	SB		
		BATS POS.	(L,R,S)														
13	Arauz, Luis	LHP	0	0	27.00	1	1	0	0	0	0	2	4	2	2	0	0
5	Barreto, Silvio	RHP	0	0	0.00	0	0	0	0	0	0	0	0	0	0	0	0
14	Centeno, Juan	RHP	0	0	15.43	1	0	0	0	0	2.1	6	6	4	2	1	
30	Cruz, Francisco	RHP	0	1	13.50	1	1	0	0	0	1.1	4	4	2	0	0	
8	Espinoza, Julio	RHP	0	0	21.60	1	0	0	0	0	1.2	5	5	4	1	1	
15	Moya, Julio	RHP	1	1	1.40	2	1	1	0	0	19.1	20	8	3	5	8	
10	Raudez, Diego	RHP	0	0	13.50	1	0	0	0	0	2.2	4	4	4	1	2	
Totals				1	2	6.11	3	3	1	0	0	28.0	43	29	19	9	12

Final Statistics - Usa  
Aug. 05

Statistiques finales - usa  
05 Aout

NO	NAME	BATTING/FRAPPEUR		GP	AVERAGE	AB	R	H	2B	3B	HR	RBI	BB	SO	SB
		BATS POS.	(L,R,S)												
3	Alfaro, Flavio	R	IF	5	.389	18	4	7	2	0	0	3	0	2	0
33	Caffrey, Robert	R	C	2	.250	4	2	1	1	0	0	1	2	1	0
23	Clark, William	L	IF	5	.429	21	5	9	2	0	3	8	1	4	1
10	Green, Gary	R	IF	5	.263	19	3	5	0	0	0	0	0	1	0
28	Gwynn, Chris	L	OF	5	.154	13	1	2	0	0	0	1	1	4	1
22	Larkin, Barry	R	IF	3	.143	7	2	1	0	0	0	1	0	0	0
35	Mack, Shane	R	OF	5	.313	16	4	5	1	0	2	3	3	5	0
20	Marzano, John	R	C	4	.333	12	2	4	0	0	1	4	1	3	0
5	McDowell, Oddibe	L	OF	5	.263	19	5	5	0	0	3	7	3	4	1
41	McGwire, Mark	R	IF	5	.190	21	4	4	0	0	0	0	2	6	0
25	Snyder, James	R	IF	5	.400	20	4	8	2	0	2	7	3	3	0
24	Surhoff, William	L	C	3	.375	8	2	3	0	0	0	2	0	0	0
Totals				5	.303	178	38	54	8	0	11	37	16	33	3

**Base-ball**

**Statistical Leaders/Meilleurs marqueurs**

Runs/Points		Runs Batted In/Points produits	
Kozo Shoda (JPN)	7	Katsumi Hirosawa (JPN)	9
Katsumi Hirosawa (JPN)	6	Yukio Arai (JPN)	8
Terumitsu Kumano (JPN)	6	William Clark (USA)	8
William Clark (USA)	5	James Snyder (USA)	7
Oddibe McDowell (USA)	5	Oddibe McDowell (USA)	7
Chih-Chun Li (TPE)	5	<b>Home Runs/Coups de circuit</b>	
<b>Batting Average/Moyenne</b>		<b>Min: 10 At Bats/Apparitions au bâton</b>	
<b>Min: 10 At Bats/Apparitions au bâton</b>		William Clark (USA)	3
Yukio Arai (JPN)	.500	Oddibe McDowell (USA)	3
Roberto Bianchi (ITA)	.500	Katsumi Hirosawa (JPN)	3
Arnoldo Munoz (NCA)	.500	James Snyder (USA)	2
Doug McPhail (CAN)	.455	Shane Mack (USA)	2
Katsumi Hirosawa (JPN)	.438	Yukio Arai (JPN)	2
<b>Hits/Coups sur</b>		<b>Games Won/Parties gagnées</b>	
Yukio Arai (JPN)	11	Akimitsu Ito (JPN)	2
William Clark (USA)	9	Fu-Ming Tu (TPE)	2
Terumitsu Kumano (JPN)	9	12 tied with/ex aequo avec	1
James Snyder (USA)	8	<b>Strikeouts/Retraits sur trois prises</b>	
Hua-Wei Lin (TPE)	8	Sheng-Hsiung Chuang (TPE)	20
<b>Innings Pitched/Manches Lancées</b>		Yukio Yoshida (JPN)	14
Sheng-Hsiung Chuang (TPE)	21 1/3	Tai-Yuan Kuo (TPE)	13
Julio Moya (NCA)	19 1/3	Atsunori Ito (JPN)	10
Yukio Yoshida (JPN)	17 2/3	Dong-Ryeul Sun (KOR)	10
John Hoover (USA)	16 2/3		
Dong-Ryeul Sun (KOR)	16		
<b>Earned Run Average/Moyenne de points mérités</b>		<b>Min: 9 Innings/Manches</b>	
Sheng-Hsiung Chuang (TPE)	0.00		
Dong-Ryeul Sun (KOR)	0.56		
Fu-Ming Tu (TPE)	0.73		
Mike Bankhead (USA)	0.93		
Yukio Yoshida (JPN)	1.02		



## Basketball/Basket-ball

### Officials

#### Federation Internationale de Basket-Ball Amateur (FIBA)

President/president  
 Secretary-General/secretaire-general  
 Technical Delegates/delegues techniques

Gonzalo G. Puyat (PHI)  
 Borislav Stankovic (YUG)  
 Keith K. Mitchell (GBR)  
 Leon Wandel (BEL)

#### LAOOC Administrative Staff/Personnel Administratif de LAOOC

Co-Commissioners/co-commissaire  
 Competition Director/  
 Directeur du competition  
 Venue Manager/manager de la venue  
 Sports Manager/manager du sport

David Price  
 Dallas Price  
 Judy Holland  
 Tom Lehmer  
 Gail Goodrich

### Participants/Participants

#### Women Femmes

#### Competitors Competiteurs

#### Countries Pays

#### Men Hommes

#### Competitors Competiteurs

#### Countries Pays

72

6

144

12

### Legend/Legende

*	starter assists/joueur de debut de match	FTA	free throws attempted/lancers francs tentés
AVG	scoring average/assists	HIGH	high scoring game/match au score élevé
ASST	assists/score moyen	MIN	minutes played/minutes jouées
BLKED	blocked shots/tirs bloqués	NO	uniform number/numéro de tenue
FG	field goals made/tirs au panier réussis	PTS	points scored/points marques
FG%	field goals percentage/percentage de tirs au panier réussis	REBND	rebounds/rebonds
FGA	field goals attempted/tirs au panier tentés	STEAL	steals/ballons subtilisés
FT	free throws made/lancers francs réussis	TOT	total points scored/total points marques
FT%	free throws percentage/pourcentage de lancers francs réussis	TURN	turnover/changement de camp (pour la balle)

The Forum,  
 Inglewood (17,505)









# Basketball

## Women / Preliminary Pool Statistics Match 01 / July 30

## Femmes / poule preliminaire Statistiques match 01/30 Juil

USA No.	83-YUG 55 NAME	FLD.		GOALS		FR.	THROWS	REBND	FOULS	PTS	ASST	TURN.	BLKED	STEAL	MIN
		PANIER		LANCERS											
		FG	FGA	FT	FTA										
YUG															
4	Ozegovic, Sanja	01	01	00	00	02	04	02	03	03	00	00	00	00	13
5	Suka, Slavica	00	01	00	00	00	01	00	00	00	00	00	00	01	04
6	Kommenovic, Jelica	00	01	04	05	01	01	04	01	01	00	00	00	02	25
7	Pocckovic, Zagorka	01	04	08	10	04	05	10	01	04	02	01	01	38	
8	Vangelovska, Stojna	01	03	02	04	04	04	04	03	02	00	00	02	31	
9	Pecikoz, Slavica	00	00	00	00	00	00	00	00	00	00	00	00	00	
10	Golic, Sladjana	01	02	00	00	01	02	02	01	03	00	00	01	16	
11	Dornik, Polona	00	02	01	03	01	05	01	00	01	00	00	00	10	
12	Majstorovic, Biljana	00	01	00	00	00	02	00	00	01	00	00	00	05	
13	Peracic, Jasmina	09	19	06	06	06	00	24	04	04	01	01	01	37	
14	Dekleva, Gvetana	02	05	02	02	01	04	06	00	01	00	00	00	10	
15	Uzelac, Marija	00	04	02	02	04	00	02	00	01	00	00	01	11	
Totals		15	43	25	32	24	28	55	13	21	03	09	200		

FG%: 1ST HALF .473 09/19 2ND HALF .250 06/24 GAME .348 15/43 TEAM REBOUNDS/RETOUR EQUIPE: 12  
FT%: 1ERE DEM. .785 11/14 2EME DEM. .777 14/18 PARTIE .781 25/32

USA	No.	NAME	FLD.		GOALS		FR.	THROWS	REBND	FOULS	PTS	ASST	TURN.	BLKED	STEAL	MIN
			PANIER		LANCERS											
			FG	FGA	FT	FTA										
4	Edwards, Teresa	00	04	00	02	02	00	00	00	00	00	00	00	01	13	
5	Henry, Lea	03	08	01	02	01	01	07	01	01	00	00	00	00	21	
6	Woodard, Lynette	03	10	05	08	06	02	11	01	00	00	00	00	00	21	
7	Donovan, Anne	02	06	02	03	02	04	06	01	01	02	01	00	20		
8	Boswell, Cathy	02	06	00	00	03	01	04	02	02	00	00	02	12		
9	Miller, Cheryl	09	13	05	07	08	03	23	05	03	01	05	05	26		
10	Lawrence, Janice	00	03	00	00	02	04	00	00	00	01	02	05	15		
11	Noble, Cindy	01	01	02	03	03	04	04	00	02	00	01	01	19		
12	Mulkey, Kim	02	02	01	01	00	01	05	05	00	00	00	01	10		
13	Curry, Denise	03	06	00	00	06	01	06	00	01	00	00	01	17		
14	McGee, Pamela	05	10	03	04	04	04	13	01	01	00	00	01	15		
15	Menken-Schautd, Carol	02	02	00	00	04	01	04	01	03	00	00	00	11		
Totals		32	71	19	30	41	26	83	17	14	04	15	200			

FG%: 1ST HALF .444 16/36 2ND HALF .457 16/35 GAME .450 32/71 TEAM REBOUNDS/RETOUR EQUIPE: 08  
FT%: 1ERE DEM. .647 11/17 2EME DEM. .615 08/13 PARTIE .633 19/30

SCORE BY PERIODS / SCORE PAR PERIODE:					
1ST HALF	2ND HALF	OVERTIME	OVERTIME	FINAL	
1ERE DEM	2EME DEM	SURTEMPS	SURTEMPS	FINALE	
YUG	29	26	-	55	
USA	43	40	-	83	

REFEREES/ARBITRES:  
DIAS BRA  
VACHJARA THA

## Women/Preliminary Pool Statistics Match 02 / July 30

## Femmes / poule preliminaire Statistiques match 02 / 30 Juil

CHN 67 - AUS 64 NO.	NAME	FLD.		GOALS		FR.	THROWS	REBND	FOULS	PTS	ASST	TURN.	BLKED	STEAL	MIN
		PANIER		LANCERS											
		FG	FGA	FT	FTA										
AUS															
4	Maher, Robyn	05	15	02	02	08	03	12	05	03	00	00	02	32	
5	Marshall, Bronwyn	00	00	00	00	00	00	00	00	00	00	00	00	00	
6	Cheesman, Jennifer	03	09	02	02	02	05	08	05	03	00	04	04	37	
7	Cockrem, Patricia	01	01	00	00	02	01	02	01	02	00	02	11		
8	Quinn, Donna	00	00	00	00	00	00	00	00	00	00	00	01	01	
9	Mickan, Patricia	03	07	00	00	05	05	06	02	03	00	00	00	24	
10	Nykiel, Julie	04	09	10	15	03	03	18	00	00	00	02	32		
11	Foster, Kathryn	08	10	00	03	05	04	16	01	02	02	00	34		
12	Moffa, Manna	00	00	00	00	00	00	00	00	01	00	00	01		
13	Dalton, Karen	00	02	00	00	00	03	00	00	01	00	00	18		
14	Laidlaw, Wendy	01	02	00	00	00	01	02	00	00	00	00	08		
15	Geh, Susanna	00	00	00	00	01	01	00	00	01	00	00	00		
Totals		25	55	14	22	26	26	64	14	16	02	11	200		

FG%: 1ST HALF .346 9/26 2ND HALF .552 16/29 GAME .455 25/55 TEAM REBOUNDS/RETOUR EQUIPE: 12  
FT%: 1ERE DEM. .500 4/8 2EME DEM. .714 10/14 PARTIE .636 14/22

CHN	No.	NAME	FLD.		GOALS		FR.	THROWS	REBND	FOULS	PTS	ASST	TURN.	BLKED	STEAL	MIN
			PANIER		LANCERS											
			FG	FGA	FT	FTA										
4	Chen, Yuefang	02	05	00	00	04	01	04	00	01	00	00	00	25		
5	Li, Xiaolin	00	00	00	00	00	00	00	00	01	00	00	00	02		
6	Ba, Yan	00	00	00	00	00	00	00	00	00	00	00	00	00		
7	Song, Xiaobo	06	12	06	08	04	04	18	05	04	00	02	40			
8	Qiu, Chen	07	13	01	01	01	03	15	04	01	00	00	38			
9	Wang, Jun	00	00	00	00	00	00	00	00	00	00	00	00			
10	Xiu, Lijuan	00	00	00	00	00	00	00	00	00	00	00	00			
11	Zheng, Haixia	03	04	00	00	02	02	06	00	01	00	00	15			
12	Cong, Xuedi	04	09	00	00	04	03	08	06	00	00	04	37			
13	Zhang, Hui	00	02	00	00	00	01	00	00	00	00	00	03			
14	Liu, Qing	06	10	04	05	12	03	16	00	01	00	00	40			
15	Zhang, Yueqin	00	00	00	00	00	00	00	00	00	00	00	00			
Totals		28	55	11	14	27	17	67	15	9	0	6	200			

FG%: 1ST HALF .400 10/25 2ND HALF .600 18/30 GAME .509 28/55 TEAM REBOUNDS/RETOUR EQUIPE: 5  
FT%: 1ERE DEM. .800 8/10 2EME DEM. .750 3/4 PARTIE .788 11/14

SCORE BY PERIODS / SCORE PAR PERIODE:					
1ST HALF	2ND HALF	OVERTIME	OVERTIME	FINAL	
1ERE DEM	2EME DEM	SURTEMPS	SURTEMPS	FINALE	
AUS	22	42	-	64	
CHN	28	39	-	67	

REFEREES/ARBITRES:  
FIROITO ITA  
METZGER FRG

# Basket-ball

## Women / Preliminary Pool Statistics Match 03 / July 30

## Femmes / poule preliminaire Statistiques match 03 / 30 Juil

KOR 67 - CAN 62 No.	NAME	FLD.		GOALS		FR.	THROWS	REBND	FOULS	PTS	ASST	TURN.	BLKED	STEAL	MIN
		PANIER		LANCERS											
		FG	FGA	FT	FTA										
KOR															
4	Choi, Aei-Young	03	12	00	00	01	03	06	06	04	00	00	02	37	
5	Park, Yang-Gae	00	00	00	00	00	00	00	00	00	00	00	00	00	
6	Kim, Eun-Sook	00	00	00	00	00	00	00	00	00	00	00	00	01	
7	Lee, Hyung-Sook	02	07	00	02	04	05	04	05	03	00	00	01	36	
8	Choi, Kyung-Hee	00	00	00	00	00	00	00	00	00	00	00	00	00	
9	Lee, Mi-Ja	00	02	01	02	01	05	01	02	01	00	00	02	12	
10	Moon, Kyung-Ja	00	00	00	00	00	00	00	00	00	00	00	00	00	
11	Kim, Hwa-Soon	10	17	00	00	05	03	20	02	00	00	00	01	40	
12	Jeong, Myung-Hee	00	00	00	00	00	00	00	00	00	00	00	00	00	
13	Kim, Young-Hee	00	00	00	00	00	00	00	00	00	00	00	00	00	
14	Sung, Jung-A	04	05	04	07	05	04	12	02	00	00	00	01	34	
15	Park, Chan-Sook	10	15	04	08	04	03	24	03	02	00	00	02	40	
Totals		29	58	09	19	20	23	67	20	10	00	09	200		

FG%: 1ST HALF .433 13/30 2ND HALF .571 16/28 GAME .500 29/58 TEAM REBOUNDS/RETOUR EQUIPE: 09  
FT%: 1ERE DEM. .500 08/16 2EME DEM. .333 01/03 PARTIE .474 09/19

CAN	No.	NAME	FLD.		GOALS		FR.	THROWS	REBND	FOULS	PTS	ASST	TURN.	BLKED	STEAL	MIN
			PANIER		LANCERS											
			FG	FGA	FT	FTA										
4	Polson, Lynn	01	02	03	06	03	04	05	01	09	00	00	02	25		
5	McAra, Tracie	00	00	00	00	00	00	00	00	00	00	00	00	00		
6	Pendergast, Anna	00	00	00	00	01	00	00	00	00	00	00	00	10		
7	Huband, Debbie	03	07	03	03	01	01	09	02	01	00	00</				





Women / Preliminary Pool  
Statistics Match 05 / July 31

Femmes / poule preliminaire  
Statistiques match 05 / 31 Juil

No.	NAME	FLD.		FR.		REBND	FOULS	PTS	ASST	TURN.	BLKED	STEAL	M/N
		PANIER	GOALS	LANCERS	THROWS								
		FG	FGA	FT	FTA	RETOUR	FTES	ERR.		SHOTS			
YUG													
4	Ozegovic, Sanja	02	05	00	00	00	04	04	02	04	00	03	25
5	Suka, Slavica	00	00	00	00	00	01	00	00	00	00	00	03
6	Kommenovic, Jelica	00	01	00	00	04	03	00	04	03	00	03	26
7	Pocckovic, Zagorka	08	12	02	02	04	02	18	02	00	00	00	36
8	Vangelovska, Stojna	01	01	02	02	00	02	04	05	02	00	01	22
9	Pecikoza, Slavica	00	00	00	00	00	00	00	00	00	00	00	00
10	Golic, Sladjana	00	01	00	00	02	00	00	01	00	00	00	04
11	Domik, Polona	09	13	00	00	11	02	18	01	01	02	00	40
12	Majstorovic, Biljana	00	00	00	00	00	00	00	00	00	00	00	00
13	Perazic, Jasmina	04	12	00	00	01	01	08	05	01	00	00	40
14	Dekleva, Gvetana	00	01	00	00	00	01	00	00	02	00	00	04
15	Uzelac, Marija	00	00	00	00	00	00	00	00	00	00	00	00
Totals		24	46	04	04	22	16	52	20	13	02	07	200

FG%: 1ST HALF .546 12/22 2ND HALF .500 12/24 GAME .522 24/46 TEAM REBOUNDS / RETOUR EQUIPE: 00  
FT%: 1ERE DEM. .000 00/00 2EME DEM. 1.000 04/04 PARTIE .000 04/04

No.	NAME	FLD.		FR.		REBND	FOULS	PTS	ASST	TURN.	BLKED	STEAL	M/N
		PANIER	GOALS	LANCERS	THROWS								
		FG	FGA	FT	FTA	RETOUR	FTES	ERR.		SHOTS			
KOR													
4	Choi, Aei-Young	06	12	00	00	02	04	12	02	03	00	00	37
5	Park, Yang-Gae	00	00	00	00	00	00	00	00	00	00	00	00
6	Kim, Eun-Sook	00	00	00	00	00	00	00	00	00	00	00	00
7	Lee, Hyung-Sook	01	04	00	00	02	04	02	02	01	00	01	26
8	Choi, Kyung-Hee	00	00	00	00	00	00	00	00	00	00	00	00
9	Lee, Mi-Ja	02	05	00	00	01	01	04	00	01	00	01	17
10	Moon, Kyung-Ja	00	00	00	00	00	00	00	00	00	00	00	00
11	Kim, Hwa-Soon	10	15	01	01	09	03	21	01	01	00	02	40
12	Jeong, Myung-Hee	00	00	00	00	00	00	00	00	00	00	00	00
13	Kim, Young-Hee	00	00	00	00	00	00	00	00	00	00	00	00
14	Sung, Jung-A	02	05	02	03	07	00	06	01	02	00	00	40
15	Park, Chan-Sook	05	10	00	01	04	02	10	05	06	00	03	40
Totals		26	51	03	05	25	14	55	11	14	00	07	200

FG%: 1ST HALF .482 13/27 2ND HALF .542 13/24 GAME .510 26/51 TEAM REBOUNDS / RETOUR EQUIPE: 02  
FT%: 1ERE DEM. .500 01/02 2EME DEM. .667 02/03 PARTIE .600 03/05

SCORE BY PERIODS / SCORE PAR PERIODE:				
1ST HALF	2ND HALF	OVERTIME	OVERTIME	FINAL
1ERE DEM.	2EME DEM.	SURTEMPS	SURTEMPS	FINALE
YUG	24	28	-	52
KOR	27	28	-	55

REFEREES/ARBITRES:  
DAGAN ISR  
FRAIXEDES ARG

Women / Preliminary Pool  
Statistics Match 05 / July 31

Femmes / poule preliminaire  
Statistiques match 05 / 31 Juil

No.	NM	FLD.		FR.		REBND	FOULS	PTS	ASST	TURN.	BLKED	STEAL	M/N
		PANIER	GOALS	LANCERS	THROWS								
		FG	FGA	FT	FTA	RETOUR	FTES	ERR.		SHOTS			
CHN													
4	Chen, Yuefang	00	00	01	02	00	02	01	00	03	00	00	04
5	Li, Xiaojin	04	06	00	00	02	03	08	01	03	00	01	17
6	Ba, Yan	00	00	00	00	00	00	00	00	00	00	00	00
7	Song, Xiaobo	02	10	01	02	04	05	05	07	03	00	02	33
8	Qiu, Chen	04	08	02	02	04	02	10	01	02	00	01	30
9	Wang, Jun	00	00	00	00	00	00	00	00	00	00	00	00
10	Xiu, Lijuan	02	05	02	02	01	03	06	00	00	00	00	12
11	Zheng, Haixia	05	10	03	04	04	05	13	01	03	02	00	24
12	Cong, Xuedi	04	11	02	02	05	03	10	05	04	00	04	40
13	Zhang, Hui	00	00	00	00	00	00	00	00	00	00	00	00
14	Liu, Qing	02	05	04	09	08	05	08	00	02	01	01	36
15	Zhang, Yueqin	00	00	00	00	00	01	00	00	00	00	00	04
Totals		23	55	15	23	28	29	61	15	20	03	09	200

FG%: 1ST HALF .483 14/29 2ND HALF .346 09/26 GAME .418 23/55 TEAM REBOUNDS / RETOUR EQUIPE: 08  
FT%: 1ERE DEM. .625 05/08 2EME DEM. .667 10/15 PARTIE .652 15/23

No.	NAME	FLD.		FR.		REBND	FOULS	PTS	ASST	TURN.	BLKED	STEAL	M/N
		PANIER	GOALS	LANCERS	THROWS								
		FG	FGA	FT	FTA	RETOUR	FTES	ERR.		SHOTS			
CAN													
4	Polson, Lynn	00	02	01	02	04	02	01	02	03	00	03	26
5	McAra, Tracie	00	00	00	02	00	00	00	02	04	00	00	13
6	Pendergast, Anna	00	01	00	00	02	02	00	00	01	00	00	06
7	Huband, Debbie	02	03	00	00	00	00	04	00	01	00	00	07
8	Sealey, Carol Jane	00	00	00	00	00	00	00	00	00	00	00	00
9	Lang, Alison	03	07	00	00	01	04	06	00	01	00	00	20
10	Smith, Bev	02	03	07	09	08	04	11	01	04	00	01	27
11	Sweeney, Sylvia	05	09	05	07	10	01	15	04	03	01	04	27
12	Clarkson-Lohr, Candi	03	06	04	05	02	04	10	00	00	00	02	20
13	Kordic, Toni	00	00	00	00	00	00	00	00	00	00	00	00
14	Blackwell, Andrea	02	05	05	07	01	04	09	00	02	00	01	28
15	Thomas, Misty	05	09	00	00	01	05	10	02	03	00	01	28
Totals		22	45	22	32	29	26	66	11	22	01	12	200

FG%: 1ST HALF .481 13/27 2ND HALF .500 09/18 GAME .489 22/45 TEAM REBOUNDS/RETOUR EQUIPE: 08  
FT%: 1ERE DEM. .750 09/12 2EME DEM. .650 13/20 PARTIE .680 22/32

SCORE BY PERIODS / SCORE PAR PERIODE:				
1ST HALF	2ND HALF	OVERTIME	OVERTIME	FINAL
1ERE DEM.	2EME DEM.	SURTEMPS	SURTEMPS	FINALE
CHN	33	28	-	61
CAN	35	31	-	66

REFEREES/ARBITRES:  
CABRERO ESP  
LOPEZ PER

Women / Preliminary Pool  
Statistics Match 07 / Aug. 02

Femmes / poule preliminaire  
Statistiques match 07 / 02 Aout

No.	NAME	FLD.		FR.		REBND	FOULS	PTS	ASST	TURN.	BLKED	STEAL	YIN
		PANIER	GOALS	LANCERS	THROWS								
		FG	FGA	FT	FTA	RETOUR	FTES	ERR.		SHOTS			
AUS													
4	Mahe, Robyn	05	14	02	02	01	02	12	02	02	00	01	33
5	Marshall, Bronwyn	00	00	00	00	00	00	00	00	00	00	00	00
6	Cheesman, Jennifer	00	02	03	05	01	02	03	03	01	00	02	29
7	Cockrem, Patricia	01	06	02	02	00	01	04	00	01	00	01	14
8	Quinn, Donna	00	01	03	04	01	01	03	00	00	00	01	11
9	Mickan, Patricia	01	05	00	00	06	05	02	02	04	02	02	29
10	Nykiel, Julie	05	11	01	06	05	01	11	00	03	00	00	24
11	Foster, Kathryn	01	04	03	05	06	03	05	02	03	01	00	26
12	Moffa, Marina	00	00	00	00	00	00	00	00	00	00	00	00
13	Dalton, Karen	01	03	00	00	03	01	02	00	01	00	02	20
14	Laidlaw, Wendy	02	05	00	00	01	03	04	00	03	00	01	14
15	Geh, Susanna	00	00	00	00	00	00	00	00	00	00	00	00
Totals		16	51	14	24	24	19	46	09	18	03	10	200

FG%: 1ST HALF .304 07/23 2ND HALF .321 09/28 GAME .314 16/51 TEAM REBOUNDS / RETOUR EQUIPE: 09  
FT%: 1ERE DEM. .571 04/07 2EME DEM. .588 10/17 PARTIE .583 14/24

No.	NAME	FLD.		FR.		REBND	FOULS	PTS	ASST	TURN.	BLKED	STEAL	YIN
		PANIER	GOALS	LANCERS	THROWS								
		FG	FGA	FT	FTA	RETOUR	FTES	ERR.		SHOTS			
CAN													
4	Polson, Lynn	04	05	00	00	06	05	08	02	09	00	00	20
5	McAra, Tracie	00	00	00	00	00	01	00	00	02	00	00	10
6	Pendergast, Anna	00	01	00	00	00	00	00	00	00	00	00	04
7	Huband, Debbie	00	05	00	00	01	02	00	01	02	00	00	23
8	Sealey, Carol Jane	00	00	01	02	00	01	01	00	01	00	00	02
9	Lang, Alison	03	09	03	05	04	02	09	01	01	01	01	30
10	Smith, Bev	05	11										

# Basketball

## Women / Preliminary Pool Statistics Match 09 / Aug. 02

## Femmes / poule préliminaire Statistiques match 09 /02 Aout

No.	NAME	FLD. GOALS		FR. THROWS	REBND	FOULS	PTS	ASST	TURN.	BLKED	STEAL	MIN	
		PANIER	LANCERS										
		FG	FGA	RET	FT	FTS	ERR.	SHOTS					
CHN													
4	Chen, Yuefang	04	08	05	07	08	04	13	00	02	03	02	40
5	Li, Xiaojin	00	00	00	00	00	00	00	00	00	00	00	03
6	Ba, Yan	00	00	00	00	00	00	00	00	00	00	00	00
7	Song, Xiaobo	08	14	11	13	07	01	27	08	05	00	02	40
8	Qiu, Chen	03	09	08	11	09	03	14	06	03	00	00	40
9	Wang, Jun	00	00	00	00	00	00	00	00	00	00	00	00
10	Xiu, Lijuan	00	00	00	00	00	01	00	00	00	00	00	05
11	Zheng, Haixia	00	00	00	00	00	00	00	00	00	00	00	00
12	Cong, Xuedi	05	12	03	04	05	05	13	03	03	00	02	37
13	Zhang, Hui	00	00	00	00	00	00	00	00	00	00	00	00
14	Liu, Qing	05	09	02	04	10	05	12	01	01	00	01	35
15	Zhang, Yueqin	00	00	00	00	00	00	00	00	00	00	00	00
Totals		25	52	29	39	39	19	79	18	14	03	07	200

FG%: 1ST HALF .407 11/27 2ND HALF .560 14/25 GAME .481 25/52 TEAM REBOUNDS/RETOUR EQUIPE: 05  
FT%: 1ERE DEM. .600 12/20 2EME DEM. .895 17/19 PARTIE .744 29/39

No.	NAME	FLD. GOALS		FR. THROWS	REBND	FOULS	PTS	ASST	TURN.	BLKED	STEAL	MIN	
		PANIER	LANCERS										
		FG	FGA	RET	FT	FTS	ERR.	SHOTS					
YUG													
4	Ozegovic, Sanja	04	11	00	00	03	04	08	02	05	00	00	27
5	Suka, Slavica	00	00	00	00	00	00	00	00	00	00	00	00
6	Kommenovic, Jelica	01	04	00	00	02	02	02	00	01	00	01	14
7	Pocckovic, Zagorka	07	09	02	02	02	04	16	02	02	02	01	18
8	Vangelovska, Stojna	00	00	00	02	00	02	00	01	01	00	00	13
9	Pecikoza, Slavica	03	04	00	00	00	04	06	04	03	00	00	15
10	Golic, Sladjana	03	07	02	02	13	04	08	01	00	00	02	24
11	Dornik, Polona	01	04	00	02	00	03	02	00	00	00	00	25
12	Majstorovic, Biljana	00	00	00	00	00	00	00	00	00	00	00	00
13	Perazic, Jasmina	03	12	00	00	06	01	06	05	01	00	00	29
14	Dekleva, Gvetana	02	07	00	00	00	05	04	02	01	00	00	22
15	Uzelac, Marija	03	04	00	00	02	02	06	00	00	00	02	13
Totals		27	62	04	08	28	31	58	17	14	02	06	200

FG%: 1ST HALF .394 13/33 2ND HALF .483 14/29 GAME .435 27/62 TEAM REBOUNDS / RETOUR EQUIPE: 04  
FT%: 1ERE DEM. .333 02/06 2EME DEM. 1.000 02/02 PARTIE .500 04/08

SCORE BY PERIODS/SCORE PAR PERIODE:					
1ST HALF	2ND HALF	OVERTIME	OVERTIME	FINAL	
1ERE DEM.	2EME DEM.	SURTEMPS	SURTEMPS	FINALE	
CHN	34	45	-	-	79
YUG	28	30	-	-	58

REFEREES/ARBITRES:  
MAININI FRA  
SOLANO MEX

TECHNICAL FOULS / FAUTES TECHNIQUES: VASOJEVIC YUG - COA

## Women / Preliminary Pool Statistics Match 10 / Aug. 03

## Femmes / poule préliminaire Statistiques match 10 / 03 Aout

No.	NAME	FLD. GOALS		FR. THROWS	REBND	FOULS	PTS	ASST	TURN.	BLKED	STEAL	MIN	
		PANIER	LANCERS										
		FG	FGA	RET	FT	FTS	ERR.	SHOTS					
AUS													
4	Maher, Robyn	02	07	00	00	03	05	04	04	05	01	01	34
5	Marshall, Bronwyn	00	00	00	00	00	00	00	00	00	00	00	00
6	Cheesman, Jennifer	01	03	05	06	08	04	07	05	05	00	04	29
7	Cockrem, Patricia	00	03	00	00	01	01	00	00	00	00	01	15
8	Quinn, Donna	01	06	01	03	03	01	03	00	02	00	01	09
9	Mickan, Patricia	02	07	00	00	07	01	04	00	01	00	01	30
10	Nykiel, Julie	05	14	05	08	11	02	15	01	05	00	00	35
11	Foster, Kathryn	04	10	04	04	05	02	12	00	01	00	03	26
12	Moffa, Marina	00	00	00	00	00	00	00	00	00	00	00	00
13	Dalton, Karen	00	02	00	00	05	00	00	00	00	00	00	13
14	Laidlaw, Wendy	01	02	00	00	00	00	02	01	00	00	00	07
15	Geh, Susanna	00	01	01	03	01	00	01	00	00	00	00	02
Totals		16	55	16	24	44	16	48	11	19	01	11	200

FG%: 1ST HALF .259 07/27 2ND HALF .321 09/28 GAME .291 16/55 TEAM REBOUNDS / RETOUR EQUIPE:  
FT%: 1ERE DEM. .714 05/07 2EME DEM. .647 11/17 PARTIE .667 16/24

No.	NAME	FLD. GOALS		FR. THROWS	REBND	FOULS	PTS	ASST	TURN.	BLKED	STEAL	MIN	
		PANIER	LANCERS										
		FG	FGA	RET	FT	FTS	ERR.	SHOTS					
KOR													
4	Choi, Aei-Young	07	14	02	03	07	04	16	02	02	00	03	40
5	Park, Yang-Gae	00	00	00	00	00	00	00	00	00	00	00	00
6	Kim, Eun-Sook	00	00	00	00	00	00	00	00	00	00	00	00
7	Lee, Hyung-Sook	00	03	03	05	04	04	03	08	02	00	01	30
8	Choi, Kyung-Hee	00	00	00	00	00	00	00	00	00	00	00	00
9	Lee, Mi-Ja	00	01	00	00	01	02	00	01	00	00	00	11
10	Moon, Kyung-Ja	00	00	00	00	00	00	00	00	00	00	00	00
11	Kim, Hwa-Soon	10	21	01	01	05	03	21	02	05	01	04	40
12	Jeong, Myung-Hee	00	00	00	00	00	00	00	00	00	00	00	00
13	Kim, Young-Hee	00	00	00	00	00	00	00	00	00	00	00	00
14	Sung, Jung-A	01	06	00	00	07	05	02	04	04	01	01	39
15	Park, Chan-Sook	06	12	00	00	07	04	12	00	01	01	01	40
Totals		24	57	06	09	31	22	54	17	14	03	10	200

FG%: 1ST HALF .429 12/28 2ND HALF .414 12/29 GAME .421 24/57 TEAM REBOUNDS / RETOUR EQUIPE: 02  
FT%: 1ERE DEM. .667 02/03 2EME DEM. .667 04/06 PARTIE .667 06/09

SCORE BY PERIODS / SCORE PAR PERIODE:					
1ST HALF	2ND HALF	OVERTIME	OVERTIME	FINAL	
1ERE DEM.	2EME DEM.	SURTEMPS	SURTEMPS	FINALE	
AUS	19	29	-	-	48
KOR	26	28	-	-	54

REFEREES / ARBITRES:  
MAININI FRA  
MAY USA

# Basket-ball

## Women/Preliminary Pool Statistics Match 11 /Aug. 03

## Femmes / poule préliminaire Statistiques match 11 / 03 Aout

No.	NAME	FLD. GOALS		FR. THROWS	REBND	FOULS	PTS	ASST	TURN.	BLKED	STEAL	MIN	
		PANIER	LANCERS										
		FG	FGA	RET	FT	FTS	ERR.	SHOTS					
YUG 69 - CAN 68													
4	Polson, Lynn	00	02	00	00	00	03	00	00	02	00	00	08
5	McAra, Tracie	01	02	00	00	00	01	02	00	00	00	00	04
6	Pendergast, Anna	00	01	00	00	00	00	00	01	00	00	00	05
7	Huband, Debbie	01	07	00	02	01	05	02	02	04	00	01	36
8	Sealey, Carol Jane	00	00	00	00	00	00	00	00	00	00	00	00
9	Lang, Alison	01	05	06	06	04	05	08	00	01	00	02	22
10	Smith, Bev	06	11	12	12	08	02	24	00	01	01	01	40
11	Sweeney, Sylvia	05	08	01	03	04	04	11	03	03	00	00	23
12	Clarkson-Lohr, Candi	00	00	02	02	02	02	02	01	00	01	00	09
13	Kordic, Toni	00	00	00	00	00	00	00	00	00	00	00	00
14	Blackwell, Andrea	04	08	05	08	04	02	13	01	02	00	03	26
15	Thomas, Misty	03	07	00	00	01	05	06	00	03	00	01	27
Totals		21	51	26	33	24	29	68	08	16	02	08	200

FG%: 1ST HALF .320 08/25 2ND HALF .500 13/26 GAME .412 21/51 TEAM REBOUNDS / RETOUR EQUIPE: 07  
FT%: 1ERE DEM. .850 17/20 2EME DEM. .692 09/13 PARTIE .788 26/33

No.	NAME	FLD. GOALS		FR. THROWS	REBND	FOULS	PTS	ASST	TURN.	BLKED	STEAL	MIN	
		PANIER	LANCERS										
		FG	FGA	RET	FT	FTS	ERR.	SHOTS					
CAN													
4	Ozegovic, Sanja	05	07	00	03	01	03	10	05	03	00	00	21
5	Suka, Slavica	00	00	00	00	00	00	00	00	00	00	00	00
6	Kommenovic, Jelica	01	01	02	02	04	05	04	00	02	00	03	18
7	Pocckovic, Zagorka	02	06	00	01	02	05	04	01	03	02	01	21
8	Vangelovska, Stojna	01	02	02	04	05	03	04	05	05	00	00	25
9	Pecikoza, Slavica	00	02	00	00	00	01	00	00	01	00	00	05
10	Golic, Sladjana	01	02	02	03	04	05	04	00	01	00		



Women / Preliminary Pool  
Statistics Match 13 / Aug. 05

Femmes / poule preliminaire  
Statistiques match 13 / 05 Aout

NO.	NAME	FLD. GOALS		FR. THROWS		REBND	FOULS	PTS	ASST	TURN.	BLKED	STEAL	MIN
		PANIER	FGA	LANCERS	FTA								
KOR													
4	Choi, Aei-Young	05	12	02	02	01	03	12	03	00	00	02	40
5	Park, Yang-Gae	00	00	00	00	00	00	00	00	00	00	00	00
6	Kim, Eun-Sook	00	00	00	00	00	00	00	00	00	00	00	00
7	Lee, Hyung-Sook	02	06	02	02	03	02	06	08	03	00	03	40
8	Choi, Kyung-Hee	00	00	00	00	00	00	00	00	00	00	00	00
9	Lee, Mi-Ja	00	00	00	00	00	00	00	00	00	00	00	00
10	Moon, Kyung-Ja	00	00	00	00	00	00	00	00	00	00	00	00
11	Kim, Hwa-Soon	08	16	00	00	04	04	16	03	02	00	03	40
12	Jeong, Myung-Hee	00	00	00	00	00	00	00	00	00	00	00	00
13	Kim, Young-Hee	00	00	00	00	00	00	00	00	00	00	00	00
14	Sung, Jung-A	05	06	03	03	05	02	13	01	02	00	03	40
15	Park, Chan-Sook	10	16	02	03	04	03	22	04	02	00	01	40
Totals		30	56	09	10	17	14	69	19	09	00	12	200

FG%: 1ST HALF .552 16/29 2ND HALF .519 14/27 GAME .536 30/56 TEAM REBOUNDS/RETOUR EQUIPE: 05  
FT%: 1ERE DEM. .667 02/03 2EME DEM. 1.000 07/07 PARTIE .900 09/10

NO.	NAME	FLD. GOALS		FR. THROWS		REBND	FOULS	PTS	ASST	TURN.	BLKED	STEAL	MIN
		PANIER	FGA	LANCERS	FTA								
CHN													
4	Chen, Yuefang	00	00	00	00	00	00	00	02	00	00	00	12
5	Li, Xiaoqin	00	00	00	00	00	01	00	01	00	00	00	05
6	Ba, Yan	00	00	00	00	00	00	00	00	00	00	00	00
7	Song, Xiaobo	07	11	00	00	06	04	14	06	04	00	01	40
8	Qiu, Chen	05	11	02	02	04	02	12	07	05	00	00	35
9	Wang, Jun	00	00	00	00	00	00	00	00	00	00	00	00
10	Xiu, Lijuan	03	07	00	00	05	01	06	01	00	00	01	30
11	Zheng, Haixia	04	04	00	00	03	01	08	01	04	02	00	22
12	Cong, Xuedi	08	13	00	00	01	02	16	00	03	00	01	40
13	Zhang, Hui	00	00	00	00	00	00	00	00	00	00	00	00
14	Liu, Qing	00	02	00	00	05	04	00	02	02	00	02	16
	Zhang, Yueqin	00	00	00	00	00	00	00	00	00	00	00	00
Totals		27	48	02	02	24	15	56	18	20	02	05	200

FG%: 1ST HALF .667 12/18 2ND HALF .500 15/30 GAME .563 27/48 TEAM REBOUNDS/RETOUR EQUIPE: 02  
FT%: 1ERE DEM. 1.000 01/01 2EME DEM. 1.000 01/01 PARTIE 1.000 02/02

SCORE BY PERIODS/SCORE PAR PERIODE:					
1ST HALF	2ND HALF	OVERTIME	OVERTIME	FINAL	
1ERE DEM	2EME DEM	SURTEMPS	SURTEMPS	FINALE	
KOR	34	35	-	-	69
CHN	25	31	-	-	56

REFEREES/ARBITRES:  
REYNOSO USA  
KOTLEBA TCH

Women / Preliminary Pool  
Statistics Match 14 / Aug. 05

Femmes / poule preliminaire  
Statistiques match 14 / 05 Aout

NO.	NAME	FLD. GOALS		FR. THROWS		REBND	FOULS	PTS	ASST	TURN.	BLKED	STEAL	MIN
		PANIER	FGA	LANCERS	FTA								
CAN													
4	Polson, Lynn	00	02	02	03	00	04	02	00	01	00	03	20
5	McAra, Tracie	01	01	00	00	00	00	02	01	00	00	00	03
6	Pendergast, Anna	02	04	00	00	01	00	04	00	00	00	00	07
7	Huband, Debbie	01	05	00	00	02	01	02	00	03	00	00	25
8	Sealey, Carol Jane	00	02	00	00	00	00	00	01	00	00	00	05
9	Lang, Allison	04	14	04	08	05	03	12	00	02	01	01	23
10	Smith, Bev	04	09	07	10	04	05	15	02	03	00	03	26
11	Sweeney, Sylvia	03	10	02	03	05	04	08	01	06	00	02	26
12	Clarkson-Lohr, Candi	01	01	00	00	03	04	02	00	00	00	01	17
13	Kordic, Toni	00	00	00	00	00	00	00	00	00	00	00	00
14	Blackwell, Andrea	04	12	00	01	05	01	08	01	04	00	00	22
15	Thomas, Misty	03	04	00	00	04	02	06	00	02	00	00	26
Totals		23	64	15	25	29	24	61	06	21	01	10	200

FG%: 1ST HALF .286 10/35 2ND HALF .448 13/29 GAME .359 23/64 TEAM REBOUNDS/RETOUR EQUIPE: 11  
FT%: 1ERE DEM. .733 11/15 2EME DEM. .400 04/10 PARTIE .600 15/25

NO.	NAME	FLD. GOALS		FR. THROWS		REBND	FOULS	PTS	ASST	TURN.	BLKED	STEAL	MIN
		PANIER	FGA	LANCERS	FTA								
USA													
4	Edwards, Teresa	01	03	00	00	04	03	02	01	01	00	01	13
5	Henry, Lea	01	02	02	02	01	00	04	07	02	00	01	23
6	Woodard, Lynette	04	08	02	02	06	02	10	02	04	00	02	18
7	Donovan, Anne	06	09	02	02	06	04	14	01	01	01	01	20
8	Boswell, Cathy	00	03	00	00	01	03	00	01	02	00	00	11
9	Miller, Cheryl	06	10	00	03	07	03	12	03	02	01	03	18
10	Lawrence, Janice	04	08	01	02	04	03	09	01	01	01	00	19
11	Noble, Cindy	04	04	02	03	02	00	10	00	01	00	00	17
12	Mulkey, Kim	03	06	01	02	02	00	07	00	02	00	01	17
13	Curry, Denise	03	05	03	04	02	00	09	02	02	00	00	20
14	McGee, Pamela	04	06	00	00	04	03	08	04	00	00	00	14
15	Menken-Schaudt, Carol	03	04	01	02	03	01	07	01	00	00	01	10
Totals		39	68	14	22	42	22	92	23	18	03	10	200

FG%: 1ST HALF .576 19/33 2ND HALF .571 20/35 GAME .574 39/68 TEAM REBOUNDS/RETOUR EQUIPE: 06  
FT%: 1ERE DEM. .750 03/04 2EME DEM. .611 11/18 PARTIE .636 14/22

SCORE BY PERIODS/SCORE PAR PERIODE:					
1ST HALF	2ND HALF	OVERTIME	OVERTIME	FINAL	
1ERE DEM	2EME DEM	SURTEMPS	SURTEMPS	FINALE	
CAN	31	30	-	-	61
USA	41	51	-	-	92

REFEREES/ARBITRES:  
CROUCH AUS  
RAMIREZ MEX

Women / Preliminary Pool  
Statistics Match 15 / Aug. 05

Femmes / poule preliminaire  
Statistiques match 15 / 05 Aout

NO.	NAME	FLD. GOALS		FR. THROWS		REBND	FOULS	PTS	ASST	TURN.	BLKED	STEAL	MIN
		PANIER	FGA	LANCERS	FTA								
AUS													
4	Mahe, Robyn	05	17	03	07	05	03	13	02	01	00	00	09
5	Marshall, Bronwyn	00	00	00	00	00	00	00	00	01	01	02	14
6	Cheesman, Jennifer	01	09	04	06	05	05	06	00	00	00	00	22
7	Cockrem, Patricia	00	01	00	00	01	00	00	00	00	00	00	00
8	Quinn, Donna	00	02	00	00	01	01	00	00	02	00	00	26
9	Mickan, Patricia	04	08	07	08	11	05	15	00	02	00	00	24
10	Nykiel, Julie	03	11	02	03	06	02	08	00	00	00	00	00
11	Foster, Kathryn	03	10	02	02	08	02	08	01	00	00	01	05
12	Moffa, Marina	00	00	00	00	00	00	00	00	02	00	02	13
13	Dalton, Karen	00	01	00	00	01	00	00	00	02	00	02	13
14	Laidlaw, Wendy	00	04	02	02	02	00	02	04	01	02	03	19
15	Geh, Susanna	05	13	00	00	03	03	10	04	01	02	03	19
Totals		21	76	20	28	43	21	62	14	11	03	12	200

FG%: 1ST HALF .200 07/35 2ND HALF .341 14/41 GAME .276 21/76 TEAM REBOUNDS/RETOUR EQUIPE: 11  
FT%: 1ERE DEM. .786 11/14 2EME DEM. .643 09/14 PARTIE .714 20/28

NO.	NAME	FLD. GOALS		FR. THROWS		REBND	FOULS	PTS	ASST	TURN.	BLKED	STEAL	MIN
		PANIER	FGA	LANCERS	FTA								
YUG													
4	Ozegovic, Sanja	03	05	04	04	04	05	10	01	02	01	01	19
5	Suka, Slavica	00	01	00	00	00	00	00	02	03	00	01	20
6	Kommenovic, Jelica	01	03	00	00	02	03	02	00	00	00	00	00
7	Pocckovic, Zagorka	02	04	02	03	03	03	06	00	00	00	00	00
8	Vangelovska, Stojna	01	03	00	00	01	01	02	00	01	00	01	14
9	Pecikozza, Slavica	00	00	00	00	00	00	00	01	04	09	02	34
10	Golic, Stadjana	03	08	00	00	04	01	06	00	01	00	01	05
11	Domik, Polona	05	10	04	06	11	03	14	04	01	00	00	31
12	Majstorovic, Biljana	00	00	01	02	01	00	01	01	03	00	01	16
13	Perazic, Jasmina</												

# Basketball

# Basket-ball

Women / Final (1st & 2nd Place)  
Statistics Match 17 / Aug. 07

Femmes / finale  
Statistiques match 17 / 07 Aout

NO.	NAME	FLD. GOALS PANIERS FG FGA	FR. THROWS LANCERS FT FTA	REBND RETOUR	FOULS FTES	PTS	ASST	TRN. ERR.	BLKED SHOTS	STAL	MIN
USA											
04	Edwards, Teresa	01 02	00 00	01 01	02	01	01	02	00	02	24
05	Henry, Lea	02 03	00 00	00 00	04	02	00	00	01	10	
06	Woodard, Lynette	03 09	01 03	03 01	07	05	00	00	02	23	
07	Donovan, Anne	03 07	00 00	02 01	06	02	02	01	00	26	
08	Boswell, Cathy	02 03	00 00	00 01	04	01	02	00	02	21	
09	Miller, Cheryl	07 10	02 03	11 03	16	01	02	00	00	16	
10	Lawrence, Janice	06 11	02 02	12 01	14	02	02	00	00	16	
11	Noble, Cindy	03 05	04 05	04 02	10	01	01	00	00	14	
12	Mulkey, Kim	02 04	02 02	02 02	06	00	01	00	01	12	
13	Curry, Denise	02 05	02 02	04 00	06	00	00	00	01	12	
14	McGee, Pamela	02 07	02 02	04 00	06	00	00	00	00	04	
15	Menken-Schautd, Carol	02 02	00 00	03 00	04	00	00	00	00	04	
Totals		35 68	15 19	46 12	85	21	17	03	10	200	

FG%: 1ST HALF .516 16/31 2ND HALF .514 19/37 GAME .515 35/68 TEAM REBOUNDS/RETOUR EQUIPE: 03  
FT%: 1ERE DEM. .999 10/11 2EME DEM. .825 05/08 PARTIE .789 15/19

KOR											
05	Park, Yang-Gae	00 00	00 00	00 00	00	00	00	00	00	00	00
06	Kim, Eun-Sook	00 01	00 00	00 00	00	00	00	00	00	01	02
07	Lee, Hyung-Sook	02 04	02 02	02 04	06	06	05	00	03	34	
08	Choi, Kyung-Hee	00 01	00 00	01 00	00	00	00	00	01	04	
09	Lee, Mi-Ja	00 01	00 00	00 01	00	00	01	00	01	06	
10	Moon, Kyung-Ja	00 00	00 00	00 01	00	00	00	00	00	04	
11	Kim, Hwa-Soon	06 13	03 05	03 04	15	02	05	00	00	39	
12	Jeong, Myung-Hee	00 02	00 00	00 00	00	00	00	00	00	02	
13	Kim, Young-Hee	00 01	00 00	01 03	00	00	00	01	00	09	
14	Sung, Jung-A	05 10	01 01	07 03	11	03	03	00	01	40	
15	Park, Chan-Sook	01 10	01 01	02 02	03	02	03	00	00	24	
Totals		23 58	09 11	20 22	55	16	18	01	09	200	

FG%: 1ST HALF .429 12/28 2ND HALF .387 11/30 GAME .397 23/58 TEAM REBOUNDS/RETOUR EQUIPE: 05  
FT%: 1ERE DEM. 1.000 03/03 2ERE DEM. .759 06/08 PARTIE .818 09/11

SCORE BY PERIODS/SCORE PAR PERIODE:				
1ST HALF 1ERE DEM	2ND HALF 2ERE DEM	OVERTIME SURTEMPS	OVERTIME SURTEMPS	FINAL FINALE
USA 42	43	-	-	85
KOR 27	28	-	-	55

REFEREE/ARBITRES:  
KOTLEBA TCH  
FIORITO ITA

## USA vs. KOR Gold Medal Game: Play-by-Play 7 August 1984

Officials Vittorio Fiorito (ITA) and Lubomir Kotleba (TCH)  
Lineups USA—Henry, Woodard, Donovan, Miller, Lawrence  
KOR—A. Choi, H. Lee, H. Kim, Sung, Park

FIRST HALF TIME	USA	KOR	DESCRIPTION (assist)
2000			USA controls tip
1950			H. Lee (personal foul #1, team foul #1) commits foul
1937	2		Woodard 5-foot bank shot (Miller)
1912		2	H. Kim 20-foot jump shot at left baseline (H. Lee)
1903			Sung (P1,T2) commits foul
1749			Woodard (P1,T1) commits foul
1729			H. Kim (P1,T3) commits foul
1711		(3)(4)	H. Kim (Lawrence P1,T2) shoots 3 to make 2
1630	4		Henry 15-foot jump shot straightaway (Woodard)
1608		6	H. Kim 18-foot jump shot at left angle
1556	6		Donovan 10-foot jump shot at left baseline (Henry)
1539		8	Sung 15-foot jump shot at right of circle (Park)
1513	(7)(8)		Miller (H. Lee P2,T4) shoots 3 to make 2
1501	10		Lawrence rebound own miss and layup (Miller)
1448			TIMEOUT KOREA NO. 1
1442	12		Miller rebound and layup
1422		10	A. Choi backdoor layup from Park
1406		12	H. Lee 15-foot jump shot straightaway (H. Lee)
1354	14		Donovan rebound and layup
1305	16		Lawrence 5-foot bank shot at left side
1234			H. Lee (P3,T5) commits foul
1234			NOBLE AND CURRY for WOODARD AND DONOVAN
1225	18		Lawrence 5-foot turnaround shot in lane (Miller)
1158			H. Kim (P2,T6) commits foul
1158			BOSWELL for MILLER
1158			M. LEE for H. LEE
1145	20		Noble 3-foot bank shot (Boswell)
1031			A. Choi (P1,T7) commits foul
1031			MULKEY AND McGEE for LAWRENCE AND HENRY
1031			MOON for PARK
1025			Mulkey offensive foul (P1,T3)
1002		14	H. Kim backdoor layup (A. Choi)
0946	22		Boswell 18-foot fallaway shot at right baseline
0914	(23)(24)		McGee (H. Kim P3,T8) shoots 3 to make 2
0914			MILLER for BOSWELL
0848	26		Miller driving fastbreak layup at left
0848	(x)		Miller (Moon P1,T9) shoots 1
0848			H. LEE AND PARK for M. LEE AND MOON
0820			Mulkey (P2,T4) commits foul
0810	(27)(28)		Mulkey (A. Choi P2) shoots 2
0802		16	Park driving layup
0802		(17)	Park (Noble P1,T5) shoots 1
0722	(29)(30)		Noble (Park P1) shoots 3 to make 2
0647	32		McGee fastbreak layup (Miller)
0629		19	A. Choi 22-foot jump shot straightaway (H. Lee)
0617	(33)(34)		Curry (Sung P2) shoots 2
0617			HENRY, DONOVAN, LAWRENCE for BOSWELL, McGEE, MULKEY
0617			WOODARD for CURRY
0518			Miller (P1,T6) commits foul
0518			EDWARDS for MILLER
0506			Sung offensive foul (P3)
0430		21	A. Choi 20-foot jump shot at left angle
0414	36		Lawrence layup (Edwards)
0354		23	A. Choi 20-foot jump shot at right angle
0329	38		Woodard 10-foot jump shot in lane (Edwards)
0303			TIMEOUT KOREA NO. 2

FIRST HALF TIME	USA	KOR	DESCRIPTION (assist)
0303			NOBLE for DONOVAN
0245	40		Lawrence layup (Edwards)
0156	42		Henry 20-foot jump shot (Noble)
0124			Park offensive foul (P2)
0103		25	A. Choi driving 8-foot bank shot in lane
0035		27	A. Choi 20-foot jump shot at right angle

HALFTIME SCORE: USA 42 KOR 27

### SECOND HALF

Lineups USA—Woodard, Donovan, Henry, Lawrence, Miller  
KOR—A. Choi, Park H. Kim, H. Lee, Sung

TIME	USA	KOR	DESCRIPTION (assist)
2000	42	27	HALFTIME SCORE
2000			Tip to Korea
1919		29	A. Choi layup (Park)
1852	(43)(44)		Lawrence (A. Choi P3,T1) shoots 3 to make 2
1831	31		Sung give-and-go layup (H. Lee)
1815	46		Miller hanging 5-foot bank shot in lane
1754		33	Sung rebounds own miss and layup
1754		(34)	Sung (Donovan P1,T1) shoots 1
1732			A. Choi offensive foul (P4,T2)
1725			H. Kim (P4,T3) commits foul
1725			MULKEY for HENRY
1719			H. Lee (P4,T4) commits foul
1702	48		Woodard rebound of Donovan miss and layup
1644		36	Sung 15-foot jump shot straightaway
1550		38	H. Kim driving layup at right baseline
1538	50		Mulkey driving layup at left
1511			NOBLE AND CURRY for DONOVAN AND WOODARD
1511			M. LEE for H. KIM
1454	52		Miller rebound and layup after dribble drive
1424	54		Curry fastbreak layup, baseball throw (Miller)
1409	56		Miller breakaway layup (Lawrence)
1334	58		Curry fastbreak layup (Miller)
1334			TIMEOUT KOREA NO. 1
1334			BOSWELL for MILLER
1334			H. KIM for PARK
1240			M. Lee (P1,T5) commits foul
1228	60		Mulkey driving layup at left baseline
1158	62		Lawrence 10-foot bank shot at right angle (Mulkey)
1141			Curry (P1,T2) commits foul
1141			Y. KIM for M. LEE
1129		40	A. Choi 20-foot jump shot at left baseline
1044		42	H. Kim 22-foot jump shot at left baseline (A. Choi)
0959	64		Boswell length-of-court drive for layup
0941		44	A. Choi 18-foot jump shot at right baseline
0901			Y. Kim (P1,T6) commits foul
0901			McGEE AND MILLER for LAWRENCE AND BOSWELL
0817		(45)(46)	A. Choi (Miller P2,T3) intentional foul; shoots 2
0802	(65)(66)		Noble (Y. Kim P2,T7) shoots 3 to make 2
0802			WOODARD AND HENRY for CURRENT AND MULKEY
0724	68		Miller 5-foot jump shot in lane on fastbreak (Henry)
0702		48	H. Kim 10-foot jump shot in lane (A. Choi)
0642	70		Noble rebound McGee miss and layup
0623		50	H. Lee 15-foot jump shot (Sung)
0614	72		McGee layup (Miller)
0529	74		Noble 10-foot jump shot at right baseline
0438	76		Miller rebound of Henry miss and layup on fastbreak
0418			Miller (P3,T4) commits foul
0418			MENKEN-SCHAUDT AND EDWARDS for MILLER AND NOBLE
0347		(51)(52)	H. Lee (Edwards P1,T5) shoots 3 to make 2
0347			K. CHOI for A. CHOI
0328	(77)(x)(x)		Woodard (Y. Kim P3,T8) shoots 3 to make 2
0258	79		Menken-Schautd 2-foot jump shot (Henry)
0236		54	Sung reverse layup
0204			MULKEY, DONOVAN AND BOSWELL for WOODARD, HENRY AND McGEE
0204			E. KIM AND JEONG for H. LEE AND Y. KIM
0151	81		Menken-Schautd 5-foot jump shot in lane
0110	83		Edwards rebound of Mulkey miss and layup
0030		(x)(x)(55)	H. Kim (Boswell P1,T6) shoots 3 to make 2
0015	85		Donovan layup (Boswell)

FINAL SCORE: USA 85 KOR 55

## USA-KOR Match pour la Médaille d'Or: Action par Action 7 Août 1984

Arbitrage Vittorio Fiorito (Italie) et Lubomir Kotleba (Tchécoslovaquie)  
Joueuses sur le terrain ETATS-UNIS—Henry, Woodard, Donovan, Miller, Lawrence  
COREE—A. Choi, H. Lee, H. Kim, Sung, Park

PREMIERE MI-TEMPS TEMPS	USA	KOR	DESCRIPTION (assist)
2000			Prise du ballon par les Etats-Unis
1950			Faute de H. Lee, 1 ère faute personnelle (P1), 1 ère faute de l'équipe (E1) coréenne
1937	2		Lancer par le panneau d'1,50m de Woodward (Miller)
1912		2	Lancer en extension de 6m par H. Kim (H. Lee)
1903			Faute de Sung (P1,E2)
1749			Faute de Woodard (P1,E1)
1729			Faute de H. Kim (P1,E3)
1711		(3)(4)	Sur faute de Lawrence (P1,E2), H. Kim réussit 2 de ses 3 lancers francs
1630	4		Tir en extension de 4,50m d'Henry (Woodard)
1608		6	Tir en extension de 5,50, de H. Kim depuis l'angle gauche
1556	6		Tir en extension de 3m de Donovan (Henry)
1539		8	Tir en extension de 4,60m de Sun (Park)
1513	(7)(8)		Sur faute de H. Lee (P2,E4) Miller réussit 2 de ses lancers francs
1501	10		Sur son rebond manqué, Lawrence effectue un lancer déposé (Miller)
1448			PREMIER TEMPS-MORT POUR LA COREE
1442	12		Rebond et lancer déposé de Miller



PREMIERE TEMPS	MI-TEMPS USA	KOR	DESCRIPTION (assist)
1422		10	A.Choi tente de transformer le lancer déposé de Park
1406		12	Tir direct en extension de 4.50m de H. Lee (H. Lee)
1354	14		Rebond et lancer déposé de Donovan
1305	16		Lancer d'1,50m par le panneau depuis l'angle gauche par Lawrence
1234			Faute de H. Lee (P3,E5)
1234			NOBLE ET CURRY remplacent WOODARD ET DONOVAN
1225	18		Lancer en vrille d'1,50 de Lawrence (Miller)
1158			Faute de Kim (P2,E6)
1158			BOSWELL remplace MILLER
1158			M. LEE remplace H. LEE
1145	20		Lancer d'1m par le panneau de Noble (Boswell)
1031			Faute d'A. Choi (P1,E7)
1031			MULKEY ET McGEE remplacent LAWRENCE ET HENRY
1031			MOON remplace PARK
1025			Contre-offensive de Mulkey (P1,E3)
1002		14	Lancer déposé de H. Kim (A. Choi)
0946	22		Tir en déséquilibre de 5,50m depuis l'angle droit de Boswell
0914	(23)(24)		Faute de H. Kim (P3,E8) McGee réussit 2 de ses 3 lancers francs
0848			Miller remplace Boswell
0848	26		Contre-attaque et montée au panier de Miller qui effectue un lancer déposé depuis l'angle gauche
0848	(x)		Tir non réussi de Miller sur faute de Moon (P1,E9)
0848			H. LEE ET PARK remplacent M. LEE ET MOON
0820			Mulkey commet une faute (P2,E4)
0810	(27)(28)		Sur faute de A. Choi (P2), Mulkey réussit 2 lancers francs
0802		16	Montée au panier et lancer déposé de Park
0802		(17)	Sur faute de Noble (P1,E5), Park réussit 1 lancer franc
0722	(29)(30)		Sur faute de Park (P1), Noble réussit 2 de ses 3 lancers francs
0647	32		Contre-attaque et lancer déposé de McGee (Miller)
0629		19	Tir direct en suspension de 6,50m d'A. Choi (H. Lee)
0617	(33)(34)		Sur faute de Sung (P2). Curry réussit 2 lancers francs
0617			HENRY, DONOVAN, LAWRENCE remplacent BOSWELL, McGEE, MULKEY
0617			WOODARD remplace CURRY
0518			Faute de Miller (P1,E6)
0518			EDWARDS remplace MILLER
0506			Faute offensive de Sung (P3)
0430		21	Tir en suspension de 6m depuis l'angle gauche d'A. Choi
0414	36		Lancer déposé de Lawrence (Edwards)
0354		23	Tir en extension de 6m depuis l'angle droit d'A. Choi
0329	38		Tir en extension de 3m de Woodard (Edwards)
0303			DEUXIEME TEMPS-MORT POUR LA COREE
0303			NOBLE remplace DONOVAN
0245	40		Lancer déposé de Lawrence (Edwards)
0156	42		Tir en extension de 6m par Henry (Noble)
0124			Faute offensive de Park (P2)
0103		25	Montée au panier et lancer par le panneau de 2,50 par A. Choi
0035		27	Tir de 6m en extension depuis l'angle droit d'A. Choi

SCORE MI-TEMPS: USA 42 KOR 27

#### DEUXIEME MI-TEMPS

Joueuses sur le terrain ETATS-UNIS—Woodard, Donovan, Henry, Lawrence, Miller COREE—A. Choi, Park, H. Kim, H. Lee, Sung

TEMPS	USA	KOR	DESCRIPTION (assist)
2000	42	27	MARQUE ALA MI-TEMPS
2000			Prise de ball par la Corée
1919		29	Lancer déposé d'A. Choi (Park)
1852	(43)(44)		Sur faute d'A. Choi (P3,E1) Lawrence réussit 2 lancers francs
1831	31		Lancer déposé de Sung (H. Lee)
1815	46		Lancer par le panneau d'1,50m de Miller
1754		33	Sung reprend son tir manqué et effectue un lancer déposé
1754		(34)	Sur faute de Donovan (P1,E1), Sung réussit 1 lancer franc
1732			Faute offensive d'A. Choi (P4,E2)
1725			Faute de H. Kim (P4,E3)
1725			MULKEY remplace HENRY
1719			Faute de H. Lee (P4,E4)
1702	48		Woodard reprend le rebond manqué de Donovan et effectue 1 panier déposé
1644		36	Tir en suspension de 4,50m de Sung
1550		38	Montée au panier et lancer déposé de Kim
1538	50		Montée au panier par la gauche et lancer déposé de Mulkey
1511			NOBLE ET CURRY remplacent DONOVAN ET WOODARD
1511			M. LEE remplace H. KIM
1454	52		Rebond et lancer déposé de Miller après montée au panier en dribblant
1424	54		Contre-attaque et lancer déposé de Curry, lancer à bras cassé de Miller
1409	56		Contre-attaque et lancer déposé de Miller (Lawrence)
1334	58		Contre-attaque et lancer déposé de Curry (Miller)
1334			PREMIER TEMPS-MORT POUR LA COREE
1334			BOSWELL remplace MILLER
1334			H. KIM remplace PARK
1240			Faute de M.Lee (P1,E5)
1228	60		Montée au panier et lancer déposé de Mulkey
1158	62		Lancer de 3m par le panneau depuis l'angle droit de Lawrence (Mulkey)
1141			Faute de Curry (P1,E2)
1141			Y. KIM remplace M. LEE
1129		40	Tir en suspension de 6m d'A. Choi
1044		42	Tir en suspension de 6,50 de H. Kim (A. Choi)
0959	64		Montée au panier sur toute la longueur du terrain et lancer déposé de Boswell
0941		44	Tir en suspension de 5,50m d'A. Choi
0901			Faute de Y. Choi (P1,E6)
0901			MCGEE ET MILLER remplacent LAWRENCE ET BOSWELL
0817	(45)(46)		Sur faute intentionnelle de Miller (P2,E3), A. Choi réussit 2 lancers francs

DEUXIEME TEMPS	MI-TEMPS USA	KOR	DESCRIPTION (assist)
0802	(65)(66)		Sur faute de Y. Kim (P2,E7), Noble réussit 2 de ses 3 lancers francs
0802			WOODARD ET HENRY remplacent CURRENT ET MULKEY
0724	68		Miller réussit un tir en suspension d'1,50m sur contre-attaque (Henry)
0702		48	Tir en extension de 3m par H. Kim
0642	70		Noble saisit au rebond la balle manquée de McGee et effectue un panier déposé
0623		50	Tir en suspension de 4,50m de H. Lee (Sung)
0614	72		Lancer déposé de McGee (Miller)
0529	74		Tir de 3m en suspension depuis l'angle droit de Noble
0438	76		Prise au rebond par Miller de la balle manquée d'Henry et panier déposé après contre-attaque
0418			Faute de Miller (P3,E4)
0418			MENKEN-SCHAUDT ET EDWARDS remplacent MILLER ET NOBLE
0347	(51)(52)		Sur faute d'Edwards (P1,E5) H. Lee réussit 2 de ses 3 lancers francs
0347			K. CHOI remplace A. CHOI
0328	(77)(x)(x)		Sur faute de Y. Kim (P3,E8), Woodard réussit 1 de ses 3 lancers francs
0258	79		Menken-Schaudt effectue un tir en suspension de 0,50 (Henry)
0236		54	Lancer déposé en revers de Sung
0204			MULKEY, DONOVAN ET BOSWELL remplacent WOODARD, HENRY ET MCGEE
0204			E. KIM ET JEONG remplacent H. LEE ET Y. KIM
0151	81		Menken-Schaudt effectue un tir en suspension d'1m50
0110	83		Edwards prend en rebond le tir manqué de Mulkey et effectue un panier déposé
0030		(x)(x)(55)	H. Kim sur faute de Boswell (P1,E6) réussit 1 de ses 3 lancers francs
0015	85		Lancer déposé de Donovan (Boswell)

MARQUE FINALE: USA 85 KOR 55

#### Women / Preliminary Pool and Finals Team Standing / Aug. 07

#### Femmes / poula préliminaire et finales Classement des équipes / 07 Aout

COUNTRY PAYS	PLAYED JOUES	WON GAGNES	LOST PERDUS	FOR POUR	AGAINST CONTRE	POINTS
1 USA	5	5	0	431	265	10
2 KOR	5	4	1	292	302	9
3 CAN	5	2	2	313	335	7
4 CHN	5	2	3	318	348	7
5 YUG	5	1	4	293	347	6
6 AUS	5	1	4	267	317	6

#### POOL PROGRESS / DEROULEMENT DE LA POULE

	USA	YUG	CHN	AUS	CAN	KOR
USA	X	83-55	91-55	81-47	92-61	84-47
YUG	55-83	X	58-79	59-62	69-68	52-55
CHN	55-91	79-58	X	67-64	61-66	56-69
AUS	47-81	62-59	64-67	X	46-56	48-54
CAN	61-92	68-69	66-61	56-46	X	62-67
KOR	47-84	55-52	69-56	54-48	67-62	X

#### Match Summary

#### Match Sommaire

MATCH	ATTENDANCE					
1 USA	83	YUG	55	8,943		
2 CHN	67	AUS	64	6,738		
3 KOR	67	CAN	62	6,674		
4 USA	81	AUS	47	7,538		
5 KOR	55	YUG	52	12,081		
6 CAN	66	CHN	61	6,286		
7 CAN	56	AUS	46	6,441		
8 USA	84	KOR	47	11,965		
9 CHN	79	YUG	58	9,312		
10 KOR	54	AUS	48	7,532		
11 YUG	69	CAN	68	12,692		
12 USA	91	CHN	55	13,386		
13 KOR	69	CHN	56	12,475		
14 USA	92	CAN	61	12,475		
15 AUS	62	YUG	59	12,206		
3rd/4th CHN	63	CAN	57	11,280		
1st/2nd USA	85	KOR	55	11,280		

#### Women / Scorer Standing Aug. 07

#### Femmes / classement des buteurs 07 Aout

RANK RANG	CTRY	NAME	GAMES MATCHES	POINTS MOYENNE	AVERAGE
1	KOR	Kim, Hwa-Soon	6	101	16.8
2	USA	Miller, Cheryl	6	99	16.5
3	CAN	Smith, Bev	6	85	14.2
4	CHN	Song, Xiaobo	6	84	14.0
5	YUG	Perazic, Jasmina	5	65	13.0
6	KOR	Park, Chan-Sook	6	77	12.8
7	KOR	Choi, Ae-Young	6	75	12.5
8	YUG	Domik, Polona	5	59	11.8
9	AUS	Nykiel, Julie	5	58	11.6
10	CHN	Cong, Xuedi	6	65	10.8
	YUG	Pocckovic, Zagorka	5	54	10.8
12	CAN	Lang, Alison	6	63	10.5
	USA	Woodard, Lynette	6	63	10.5
14	CHN	Qiu, Chen	6	58	9.7
15	USA	Lawrence, Janice	6	57	9.5
16	AUS	Foster, Kathryn	5	45	9.0
17	CAN	Blackwell, Andrea	6	53	8.8
18	CAN	Sweeney, Sylvia	6	52	8.7
	USA	Noble, Cindy	6	52	8.7
20	AUS	Maher, Robyn	5	43	8.6

# Basketball

## Women / Accumulated Statistics Aug. 07

## Femmes / statistiques cumulatives 07 Aout

	MATCHES PLAYED JOUES	FLD. GOALS		FR. LANCERS	THROWS RET.	RBNDS	ASST	BLKD	STL	POINTS		
		PANIER	FGA %							FT	FTA %	TOT
<b>AUS</b>												
Maher, Robyn	5	17	59 29	9	13 69	17	15	3	8	43	9 13	
Marshall, Bronwyn	1	0	0 0	0	0 0	1	1	0	0	0	0 0	
Cheesman, Jennifer	5	8	29 28	21	27 78	17	19	0	13	37	7 13	
Cockrem, Patricia	5	2	17 12	2	2 100	4	3	0	4	6	1 4	
Quinn, Donna	5	2	14 14	6	10 60	9	2	3	5	10	2 4	
Mickan, Patricia	5	10	31 32	15	18 83	36	5	2	4	35	7 15	
Nykiel, Julie	5	19	51 37	20	34 59	26	2	1	2	58	12 18	
Foster, Kathryn	5	17	40 43	11	16 69	27	4	3	4	45	9 16	
Moffa, Marina	2	0	0 0	0	0 0	0	0	0	0	0	0 0	
Dalton, Karen	5	2	10 20	2	2 100	10	1	0	5	6	1 4	
Laidlaw, Wendy	5	7	19 37	2	2 100	4	1	0	3	16	3 6	
Geh, Susanna	3	5	14 36	1	3 33	5	4	2	3	11	4 10	
Totals		89	284 31	89	127 70	198	57	14	51	267	53	
Opponents		123	265 46	71	97 73	203	84	23	45	317	63	
<b>CAN</b>												
Polson, Lynn	6	8	17 47	6	11 55	13	6	0	8	22	4 8	
McAra, Tracie	4	2	3 67	0	2 0	0	3	0	0	4	1 2	
Pendergast, Anna	5	2	7 29	0	0 0	4	1	0	0	4	1 4	
Huband, Debbie	6	12	35 34	5	7 71	5	5	0	1	29	5 12	
Sealey, Carol Jane	2	0	2 0	1	2 50	0	1	0	0	1	1 1	
Lang, Alison	6	23	51 45	17	23 74	21	1	4	4	63	11 21	
Smith, Bev	6	27	56 48	31	36 86	40	11	1	8	85	14 24	
Sweeney, Sylvia	6	17	43 40	18	26 69	35	15	2	7	52	9 15	
Clarkson-Lohr, Candi	6	7	13 54	10	12 83	13	3	2	5	24	4 10	
Kordic, Toni	1	0	0 0	0	0 0	0	0	0	0	0	0 0	
Blackwell, Andrea	6	17	42 40	19	31 61	24	6	0	6	53	9 13	
Thomas, Misty	6	15	31 48	3	3 100	17	10	0	5	33	6 10	
Totals		130	300 43	110	153 72	220	62	9	44	370	62	
Opponents		163	327 50	72	121 60	206	97	12	54	398	66	
<b>CHN</b>												
Chen, Yuefang	5	8	18 44	8	14 57	15	0	5	3	24	5 13	
Li, Xiaojin	6	10	22 45	3	4 75	6	13	0	1	23	4 11	
Ba, Yan	1	1	2 50	0	0 0	1	1	0	0	2	2 2	
Song, Xiaobo	6	32	63 51	20	26 77	29	33	1	8	84	14 27	
Qiu, Chen	6	21	45 47	16	21 76	20	18	0	1	58	10 15	
Wang, Jun	1	1	2 50	0	0 0	0	0	0	0	2	2 2	
Xiu, Lijuan	5	16	28 57	5	6 83	11	4	0	4	37	7 13	
Zheng, Haixia	5	16	27 59	5	7 71	12	2	4	0	37	7 13	
Cong, Xuedi	6	30	62 48	5	6 83	20	17	0	16	65	11 16	
Zhang, Hui	3	1	6 17	1	2 50	2	6	0	2	3	1 3	
Liu, Qing	6	16	31 52	12	20 60	42	4	2	6	44	7 16	
Zhang, Yueqin	2	0	2 0	2	3 67	0	1	0	0	2	1 2	
Totals		152	308 49	77	109 71	188	99	12	41	381	64	
Opponents		163	331 49	79	116 68	205	94	11	61	405	68	
<b>KOR</b>												
Choi, Aei-Young	6	34	76 45	7	10 70	18	18	0	9	75	13 20	
Park, Yang-Gae	0	0	0 0	0	0 0	0	0	0	0	0	0 0	
Kim, Eun-Sook	3	0	3 0	0	0 0	0	0	0	1	0	0 0	
Lee, Hyung-Sook	6	10	28 36	7	11 64	19	35	0	11	27	5 6	
Choi, Kyung-Hee	1	0	1 0	0	0 0	1	0	0	1	0	0 0	
Lee, Mi-Ja	5	4	15 27	3	4 75	4	3	0	5	11	2 6	
Moon, Kyung-Ja	2	1	4 25	0	0 0	1	1	1	0	2	1 2	
Kim, Hwa-Soon	6	48	91 53	5	7 71	30	14	1	10	101	17 21	
Jeong, Myung-Hee	2	4	7 57	0	0 0	2	0	0	0	8	4 8	
Kim, Young-Hee	2	0	2 0	0	0 0	2	0	1	0	0	0 0	
Sung, Jung-A	6	18	35 51	10	14 71	37	11	1	6	46	8 13	
Park, Chan-Sook	6	35	72 49	7	13 54	22	14	1	7	77	13 24	
Totals		154	334 46	39	59 66	165	96	5	50	347	58	
Opponents		158	332 48	71	98 72	236	103	12	48	387	65	
<b>USA</b>												
Edwards, Teresa	6	6	22 27	3	9 33	12	8	0	7	15	3 7	
Henry, Lea	6	11	24 46	3	4 75	9	18	0	3	25	4 8	
Woodard, Lynette	6	25	54 46	13	22 59	24	15	0	8	63	11 15	
Donovan, Anne	6	19	38 50	7	10 70	32	6	9	7	45	8 14	
Boswell, Cathy	6	11	26 42	2	2 100	10	10	0	10	24	4 10	
Miller, Cheryl	6	37	56 66	25	33 76	42	25	6	19	99	17 23	
Lawrence, Janice	6	20	40 50	17	25 68	37	10	5	5	57	10 14	
Noble, Cindy	6	21	29 72	10	16 63	21	1	1	5	52	9 13	
Mulkey, Kim	6	13	26 50	6	8 75	6	14	0	5	32	5 7	
Curry, Denise	6	18	31 58	6	7 86	21	10	0	3	42	7 12	
McGee, Pamela	6	15	35 43	7	9 78	19	7	0	3	37	6 13	
Menken-Schautd, Carol	6	11	14 79	3	9 33	18	2	3	1	25	4 7	
Totals		207	395 52	102	154 66	294	126	24	76	516	86	
Opponents		118	320 37	84	115 73	179	74	14	45	320	53	
<b>YUG</b>												
Ozegovic, Sanja	5	15	29 52	4	7 57	10	17	0	3	34	7 10	
Suka, Slavica	3	0	2 0	0	0 0	0	0	0	1	0	0 0	
Kommenovic, Jelica	5	3	10 30	6	7 86	13	6	0	11	12	2 4	
Pocokovic, Zagorka	5	20	35 57	14	18 78	15	7	7	4	54	11 18	
Vangelovska, Stojna	5	4	9 44	6	12 50	10	16	0	4	14	3 4	
Pecikoza, Slavica	2	3	6 50	0	0 0	0	4	0	0	6	3 6	
Golic, Stadjana	5	8	20 40	4	5 80	24	3	0	5	20	4 8	
Dornik, Polona	5	27	43 63	5	11 45	29	2	11	3	59	12 24	
Majstorovic, Biljana	2	0	1 0	1	2 50	1	0	0	1	1	1 1	
Peraric, Jasmina	5	27	70 39	11	12 92	25	22	1	3	65	13 24	
Dekleva, Gvetana	5	6	17 35	4	4 100	2	4	0	2	16	3 6	
Uzelac, Marija	4	5	13 38	2	2 100	11	1	1	3	12	3 6	
Totals		118	255 46	57	80 71	169	82	20	40	293	59	
Opponents		125	301 42	97	135 72	205	68	12	49	347	69	

# Basket-ball

## Statistical Leaders/Meilleurs marqueurs

Points Scored/Points marqués		Field Goals Made/Paniers faits	
Hwa-Soon Kim (KOR)	101	Hwa-Soon Kim (KOR)	48
Cheryl Miller (USA)	99	Cheryl Miller (USA)	37
Bev Smith (CAN)	85	Aei-Young Choi (KOR)	34
Xiabao Song (CHN)	84	Xiabao Song (CHN)	32
Chan-Sook Park (KOR)	77	Xuedi Cong (CHN)	30
Field Goal/Panier % Min. 15 Made		Free Throws Made/Lancers faits	
Cindy Noble (USA)	72.4	Bev Smith (CAN)	31
Cheryl Miller (USA)	66.1	Cheryl Miller (USA)	25
Polona Dornik (YUG)	62.8	Jennifer Cheesman (AUS)	21
Haixia Zheng (CHN)	59.3	Julie Nykiel (AUS)	20
Denise Curry (USA)	58.1	Xiabao Song (CHN)	20
Free Throw/Lancer % Min. 12 Made		Rebounds/Rebonds	
Bev Smith (CAN)	86.1	Cheryl Miller (USA)	42
Patricia Mickan (AUS)	83.3	Qing Liu (CHN)	42
Jennifer Cheesman (AUS)	77.8	Bev Smith (CAN)	40
Zagorka Pocokovic (YUG)	77.8	Jung-A Sung (KOR)	37
Xiabao Song (CHN)	76.9	Janice Lawrence (USA)	37
Assists/Passes		Blocked Shots/Coups bloqués	
Hyung-Sook Lee (KOR)	35	Polona Dornik (YUG)	11
Xiabao Song (CHN)	33	Anne Donovan (USA)	9
Cheryl Miller (USA)	25	Zagorka Pocokovic (YUG)	7
Jasmina Perazic (YUG)	22	Cheryl Miller (USA)	6
Jennifer Cheesman (AUS)	19	Janice Lawrence (USA)	5
Yuefang Chen (CHN)	5	High Game/Meilleur score	
Steals/Vols		Xiabao Song (CHN)	27
Cheryl Miller (USA)	19	Bev Smith (CAN)	24
Xuedi Cong (CHN)	16	Chan-Sook Park (KOR)	24
Jennifer Cheesman (AUS)	13	Polona Dornik (YUG)	24
Jelica Komnenovic (YUG)	11	Jasmina Perazic (YUG)	24
Hyung-Sook Lee (KOR)	11		

## Men / Preliminary Pool Group A Statistics Match 01 / July 29

## Hommes / poula preliminaire groupe a Statistiques match 01 / 29 Jul

ITA 110-EGY 62 NO.	NAME	FLD.GOALS		FR.THROWS	REBND	FOULS	PTS	ASST	TURN	BLKD	STEAL	MIN	
		PANIER	FGA %										LANCERS
<b>ITA</b>													
4	Caglieris, Carlo	02	03	00	00	00	02	04	02	02	00	02	14
	Premier, Roberto	03	03	00	00	01	01	06	02	01	00	00	10
6	Bonamico, Marco	02	05	03	04	02	04	07	05	01	00	01	15
	Gilardi, Enrico	05	09	04	06	01	01	14	01	01	00	03	13
8	Magnifico, Walter	05	08	03	04	05	02	13	01	02	01	01	24
9	Brunamonti, Roberto	01	01	00	00	02	02	02	04	01	00	00	11
10	Villalta, Renato	06	10	00	00	04	03	12	01	02	00	01	22





Men / Preliminary Pool Group B  
Statistics Match 02 / July 29

Hommes / poule preliminaire groupe b  
Statistiques match 02 /29 Juil

NO.	NAME	FLD.GOALS		FR.THROWS		REBND	FOULS	PTS	ASST	TURN.	BLKED	STEAL	MIN
		PANIERI	FGA	LANCERS	FT FTA								
URU													
4	Lopez, Horatio	10	22	10	15	12	02	30	04	08	01	03	45
5	Larrosa, Luis	02	06	05	07	09	01	09	01	03	01	02	32
6	Piarti Barros, Luis	03	07	04	06	07	03	10	01	00	01	03	37
7	Nunez Gonzalez, Hebert	02	05	06	07	07	05	10	00	04	00	00	16
8	Ruiz Bruno, Wilfredo	08	19	06	06	01	03	22	01	02	01	02	34
9	Perdomo Shaban, Horacio	00	01	01	04	02	04	01	02	05	00	06	24
10	Peinado Stagnero, Carlos	00	01	04	04	04	05	04	03	03	00	02	20
11	Pagani Acosta, Waiter	00	00	00	00	00	00	00	00	00	00	00	00
12	Pereyra Mele, Julio	00	00	00	00	00	00	00	00	00	00	00	00
13	Tio Moreno, Alvaro	01	05	03	04	03	01	05	00	00	00	00	12
14	Fratini Bononi, Victor	00	00	00	00	00	00	00	00	00	00	00	00
15	Mignone Crisera, Juan	00	01	00	00	01	04	00	00	03	00	00	05
<b>Totals</b>		<b>26</b>	<b>67</b>	<b>39</b>	<b>53</b>	<b>46</b>	<b>28</b>	<b>91</b>	<b>12</b>	<b>28</b>	<b>04</b>	<b>18</b>	<b>225</b>

FG%: 1ST HALF .212 07/33 2ND HALF .558 19/34 GAME .388 26/67 TEAM REBOUNDS/RETOUR EQUIPE: 11  
FT%: 1ERE DEM. .724 21/29 2EME DEM. .750 18/24 PARTIE .736 39/53

NO.	NAME	FLD.GOALS		FR.THROWS		REBND	FOULS	PTS	ASST	TURN.	BLKED	STEAL	MIN
		PANIERI	FGA	LANCERS	FT FTA								
FRA													
4	Beugnot, Gregor	00	01	00	00	00	00	00	00	00	00	00	01
5	Senegal, Jean Michel	01	05	07	08	02	05	09	12	06	00	03	32
6	Dacoury, Richard	04	08	02	02	02	05	10	00	03	00	03	21
7	Monclar, Jacques	01	01	02	02	01	05	04	04	03	00	02	12
8	Szanyiel, Philippe	03	06	10	11	00	05	16	00	02	01	00	24
9	Ostrowski, Stephane	04	10	04	04	13	04	12	00	05	00	01	35
10	Deganis, Jean Luc	03	04	00	01	01	02	06	00	00	00	01	10
11	Dubuisson, Herve	06	15	00	00	01	01	12	02	05	00	00	25
12	Cham, Patrick	00	00	00	00	02	00	00	01	00	01	00	05
13	Kaba, Bangaly	00	00	00	00	00	00	00	00	00	00	00	00
14	Beugnot, Eric	05	15	00	00	08	05	10	02	06	00	02	39
15	Vestris, Georges	03	05	02	02	02	04	08	01	01	03	00	21
<b>Totals</b>		<b>30</b>	<b>70</b>	<b>27</b>	<b>30</b>	<b>32</b>	<b>36</b>	<b>87</b>	<b>22</b>	<b>31</b>	<b>05</b>	<b>12</b>	<b>225</b>

FG%: 1ST HALF .454 15/33 2ND HALF .405 15/37 GAME .429 30/70 TEAM REBOUNDS/RETOUR EQUIPE: 08  
FT%: 1ERE DEM. .916 11/12 2EME DEM. .888 16/18 PARTIE .960 27/30

SCORE BY PERIODS/SCORE PAR PERIODE:					
1ST HALF	2ND HALF	OVERTIME	OVERTIME	FINAL	
1ERE DEM	2EME DEM	SURTEMPS	SURTEMPS	FINALE	
URU	35	38	18	-	91
FRA	41	32	14	-	87

REFEREES/ARBITRES:  
VANDERWILLAGE HOL  
LOPEZ PER

TECHNICAL FOULS/FAUTES TECHNIQUES: ETCHAMENDI URU

Men / Preliminary Pool Group A  
Statistics Match 03 / July 29

Hommes / poule preliminaire groupe a  
Statistiques match 03 /29 Juil

NO.	NAME	FLD.GOALS		FR.THROWS		REBND	FOULS	PTS	ASST	TURN.	BLKED	STEAL	MIN
		PANIERI	FGA	LANCERS	FT FTA								
YUG													
4	Petrovic, Drazen	6	12	9	15	9	2	21	8	5	0	5	37
5	Petrovic, Aleksandar	4	7	0	0	4	2	8	1	2	0	1	18
6	Zorkic, Nebojsa	1	3	2	2	0	3	4	1	1	0	2	13
7	Zizic, Rajko	1	1	0	0	1	5	2	1	1	1	0	9
8	Sunara, Ivan	2	4	2	2	3	0	6	0	0	0	0	16
9	Mutapcic, Emir	1	3	0	0	0	3	2	0	0	0	0	9
10	Hadzic, Saabit	0	0	0	0	0	0	0	0	0	0	0	0
11	Knego, Andro	3	5	1	2	1	5	7	0	1	0	0	25
12	Radovanovic, Ratko	5	6	5	5	5	4	15	3	1	0	0	20
13	Nakic-Vojnovic, Mihovil	1	2	0	0	4	5	2	0	1	0	1	8
14	Dalipagic, Drazen	11	21	7	10	5	3	29	1	2	0	0	36
15	Vukicevic, Branko	0	1	0	0	3	0	0	0	0	3	0	9
<b>Totals</b>		<b>35</b>	<b>65</b>	<b>26</b>	<b>36</b>	<b>35</b>	<b>32</b>	<b>96</b>	<b>15</b>	<b>14</b>	<b>4</b>	<b>9</b>	<b>200</b>

FG%: 1ST HALF .625 20/32 2ND HALF .455 15/33 GAME .539 35/65 TEAM REBOUNDS/RETOUR EQUIPE: 06  
FT%: 1ERE DEM. .900 09/10 2EME DEM. .654 17/26 PARTIE .722 26/36

NO.	NAME	FLD.GOALS		FR.THROWS		REBND	FOULS	PTS	ASST	TURN.	BLKED	STEAL	MIN
		PANIERI	FGA	LANCERS	FT FTA								
FRG													
4	Komer, Christoph	2	4	2	2	2	4	6	1	5	0	2	27
5	Kadlec, Vladimir	0	0	0	0	1	0	0	0	0	0	0	2
6	Brauer, Uwe	0	0	0	0	0	0	0	0	1	0	1	3
7	Sauer, Uwe	0	0	0	0	0	2	0	0	1	0	0	5
8	Peters, Ulrich	2	3	0	0	1	3	4	3	5	0	0	25
9	Zander, Klaus	2	6	3	3	2	2	7	1	0	1	1	18
10	Pappert, Michael	4	9	2	2	1	4	10	0	1	0	0	7
11	Sowa, Armin	2	4	0	0	4	2	4	1	0	0	0	13
12	Schrempf, Detlef	9	20	12	16	9	4	30	6	4	0	0	37
13	Blab, Uwe	3	6	2	4	6	2	8	1	2	0	0	30
14	Mendel, Ingo	1	6	0	0	3	1	2	0	0	0	0	10
15	Welp, Christian	4	6	4	7	3	5	12	1	1	0	0	13
<b>Totals</b>		<b>29</b>	<b>64</b>	<b>25</b>	<b>34</b>	<b>32</b>	<b>29</b>	<b>83</b>	<b>14</b>	<b>20</b>	<b>01</b>	<b>04</b>	<b>200</b>

FG%: 1ST HALF .455 15/33 2ND HALF .452 14/31 GAME .453 29/64 TEAM REBOUNDS/RETOUR EQUIPE: 07  
FT%: 1ERE DEM. .786 11/14 2EME DEM. .700 14/20 PARTIE .735 25/34

SCORE BY PERIODS/SCORE PAR PERIODE:					
1ST HALF	2ND HALF	OVERTIME	OVERTIME	FINAL	
1ERE DEM	2EME DEM	SURTEMPS	SURTEMPS	FINALE	
YUG	49	47	-	-	96
FRG	41	42	-	-	83

REFEREES/ARBITRES:  
REYNOSO USA  
CABRERO ESP

Men / Preliminary Pool Group B  
Statistics Match 04 / July 29

Hommes / poule preliminaire groupe b  
Statistiques match 04 / 29 Juil

NO.	NAME	FLD.GOALS		FR.THROWS		REBND	FOULS	PTS	ASST	TURN.	BLKED	STEAL	MIN
		PANIERI	FGA	LANCERS	FT FTA								
USA													
4	Alford, Steve	3	5	0	0	3	0	6	1	0	0	2	20
5	Wood, Leon	2	3	3	6	4	0	7	10	1	0	0	24
6	Ewing, Patrick	5	7	2	3	5	3	12	1	1	1	1	13
7	Fleming, Vem	4	6	1	1	2	2	9	0	1	0	1	16
8	Robertson, Alvin	7	10	4	5	6	3	18	4	3	0	6	20
9	Jordan, Michael	5	8	4	5	2	2	14	1	4	1	0	16
10	Kleine, Joseph	2	4	2	2	2	1	6	1	1	0	0	11
11	Koncak, Jon	1	2	1	2	3	1	3	1	0	1	1	13
12	Tisdale, Wayman	3	6	0	0	5	0	6	0	1	1	0	15
13	Mullin, Chris	6	12	0	2	3	3	12	1	1	0	1	18
14	Perkins, Samuel	1	1	0	0	4	0	2	0	2	0	0	14
15	Turner, Jeffrey	0	1	2	2	3	4	2	1	1	0	2	20
<b>Totals</b>		<b>39</b>	<b>65</b>	<b>19</b>	<b>28</b>	<b>42</b>	<b>19</b>	<b>97</b>	<b>21</b>	<b>16</b>	<b>04</b>	<b>14</b>	<b>200</b>

FG%: 1ST HALF .606 20/33 2ND HALF .594 19/32 GAME .600 39/65 TEAM REBOUNDS/RETOUR EQUIPE: 5  
FT%: 1ERE DEM. .667 10/15 2EME DEM. .692 9/13 PARTIE .679 19/28

NO.	NAME	FLD.GOALS		FR.THROWS		REBND	FOULS	PTS	ASST	TURN.	BLKED	STEAL	MIN
		PANIERI	FGA	LANCERS	FT FTA								
CHN													
4	Wang, Haibo	2	8	0	0	2	2	4	2	1	0	0	31
5	Lu, Jinqing	0	3	0	0	0	4	0	0	2	0	0	13
6	Huang, Yunlong	0	1	0	0	3	2	0	0	2	0	0	14
7	Guo, Yonglin	0	0	0	0	0	0	0	0	0	0	0	0
8	Kuang, Lubin	3	9	0	0	2	4	6	1	1	0	0	20
9	Ji, Zhaoguang	0	1	0	0	0	1	0	0	2	0	1	3
10	Li, Yaguang	3	6	0	0	0	0	6	0	4	0	0	9
11	Sun, Fengwu	5	7	0	0	6	4	10	4	5	0	0	40
12	Wang, Libin	3	11	5	6	2	5	11	3	5	0	0	25
13	Liu, Jianli	2	6	0	0	1	0	4	0	2	0		

# Basketball

## Men / Preliminary Pool Group B Statistics Match 09 / July 29

## Hommes / poule preliminaire groupe b Statistiques match 09 /29 Juil

NO.	NAME	FLD.GOALS		FR.THROWS		REBND	FOULS	PTS	ASST	TURN.	BLKED	STEAL	MIN
		PANIER	FGA	LANCERS	FT FTA								
ESP 83-CAN 82													
4	Beiran, Jose Manuel	0	1	0	0	1	1	0	0	1	0	0	4
5	Llorente, Jose Luis	0	0	3	4	1	3	3	4	3	0	1	11
6	Arcega, Fernando	0	0	0	0	0	1	0	0	0	0	0	4
7	Margall, Jose Maria	6	10	0	0	3	2	12	1	3	1	0	22
8	Jimenez, Andres	3	4	1	1	10	5	7	1	2	1	0	22
9	Romay, Fernando	0	2	0	0	1	5	0	0	2	0	0	9
10	Martin, Fernando	11	16	5	8	6	5	27	1	2	1	3	31
11	Corbalan, Juan Antonio	2	2	0	0	2	5	4	2	1	0	2	13
12	Solozabal, Ignacio	0	1	2	6	2	3	2	5	2	0	1	17
13	De La Cruz, Juan Domingo	0	1	4	5	2	1	4	0	1	0	0	14
14	Lopez, Juan Maria	2	9	0	0	3	3	4	5	3	0	0	17
15	San Epifanio, Juan Antoni	6	14	8	10	3	4	20	3	1	0	1	36
Totals		30	60	23	34	34	38	83	22	21	3	8	200

FG%: 1ST HALF .559 19/34 2ND HALF .423 11/26 GAME .500 30/60 TEAM REBOUNDS/RETOUR EQUIPE: 9  
FT%: 1ERE DEM. .636 7/11 2EME DEM. .696 16/23 PARTIE .676 23/34

NO.	NAME	FLD.GOALS		FR.THROWS		REBND	FOULS	PTS	ASST	TURN.	BLKED	STEAL	MIN
		PANIER	FGA	LANCERS	FT FTA								
CAN													
4	Kelsey, Howard	0	0	1	2	2	1	1	0	2	0	0	2
5	Simms, Tony	3	7	5	8	2	5	11	2	5	0	3	39
6	Pasquale, Eli	0	8	5	8	2	5	5	0	0	0	0	2
7	Tilleman, Karl	0	0	0	0	0	0	0	1	2	0	1	21
8	Kazanowski, Gerald	6	9	4	8	9	4	16	4	5	0	0	40
9	Triano, Jay	7	19	5	7	4	3	19	4	5	0	0	0
10	Hatch, John	0	0	0	0	0	0	0	0	0	0	0	0
11	Herbert, Gord	0	0	0	0	1	1	0	0	0	0	0	4
12	Wennington, Bill	2	5	4	4	1	1	8	0	1	2	2	21
13	Raffin, Romel	0	0	0	0	0	0	0	0	0	0	0	0
14	Wiltjer, Greg	6	11	4	8	13	5	16	2	1	1	2	29
15	Meagher, Dan	3	5	0	0	6	4	6	1	1	0	0	12
Totals		27	64	28	45	40	29	82	11	17	3	9	200

FG%: 1ST HALF .500 15/30 2ND HALF .353 12/34 GAME .422 27/64 TEAM REBOUNDS/RETOUR EQUIPE: 12  
FT%: 1ERE DEM. .556 10/18 2EME DEM. .667 18/27 PARTIE .622 28/45

SCORE BY PERIODS/SCORE PAR PERIODE:					
1ST HALF	2ND HALF	OVERTIME	OVERTIME	FINAL	
1ERE DEM	2EME DEM	SURTEMPS	SURTEMPS	FINALE	
ESP	45	38	-	83	
CAN	40	42	-	82	

REFEREES/ARBITRES:

DAGAN ISR  
CROUCH AUS

TECHNICAL FOULS/FAUTES TECHNIQUES: MEAGHER CAN

## Men / Preliminary Pool Group A Statistics Match 07 / July 30

## Hommes / poule preliminaire groupe a Statistiques match 07 / 30 Juil

NO.	NAME	FLD.GOALS		FR.THROWS		REBND	FOULS	PTS	ASST	TURN.	BLKED	STEAL	MIN
		PANIER	FGA	LANCERS	FT FTA								
ITA 80-FRG 72													
4	Cagliaris, Carlo	02	03	00	00	00	01	04	00	01	00	01	13
5	Premier, Roberto	00	00	00	00	00	00	00	00	00	00	00	00
6	Bonamico, Marco	05	07	00	00	02	04	10	02	02	01	02	16
7	Gilardi, Enrico	04	07	00	00	02	02	08	03	02	00	02	16
8	Magnifico, Waiter	02	04	02	02	06	02	06	02	00	01	01	20
9	Brunamonti, Roberto	00	02	00	00	02	01	00	02	02	00	00	12
10	Villalta, Renato	05	12	06	07	06	04	16	00	02	00	01	26
11	Meneghin, Dino	00	01	03	04	00	05	03	03	01	00	01	22
12	Riva, Antonello	07	17	03	05	03	02	17	01	00	00	00	22
13	Vecchiato, Renzo	00	00	04	10	01	03	04	00	00	00	00	12
14	Marzorati, Pierluigi	01	03	01	03	01	01	03	01	00	00	02	15
15	Sacchetti, Romeo	03	06	03	05	03	04	09	04	02	00	02	26
Totals		33	66	33	47	33	33	80	11	18	0	0	200

FG%: 1ST HALF .344 11/32 2ND HALF .600 18/30 GAME .468 29/62 TEAM REBOUNDS/RETOUR EQUIPE: 14  
FT%: 1ERE DEM. .550 11/20 2EME DEM. .688 11/16 PARTIE .611 22/36

NO.	NAME	FLD.GOALS		FR.THROWS		REBND	FOULS	PTS	ASST	TURN.	BLKED	STEAL	MIN
		PANIER	FGA	LANCERS	FT FTA								
FRG													
4	Komer, Christoph	02	03	02	02	01	00	06	01	03	00	00	25
5	Kadlec, Vladimir	00	00	00	00	00	00	00	00	00	00	00	00
6	Brauer, Uwe	00	00	00	00	00	00	00	00	00	00	00	00
7	Sauer, Uwe	00	00	00	00	00	00	00	00	00	00	00	00
8	Peters, Ulrich	00	00	01	03	01	03	01	04	02	00	00	22
9	Zander, Klaus	03	05	05	06	06	05	11	00	03	02	01	21
10	Pappert, Michael	01	06	04	05	02	05	06	03	02	00	01	31
11	Sowa, Armin	00	00	00	00	00	00	00	00	02	00	00	01
12	Schrempf, Detlef	05	13	04	06	09	04	14	03	04	00	03	38
13	Blab, Uwe	05	09	05	07	08	04	15	02	03	01	00	36
14	Mendel, Ingo	03	04	04	06	00	03	10	00	01	00	00	12
15	Welp, Christian	04	06	01	02	04	04	09	00	02	00	01	14
Totals		23	46	26	37	31	28	72	13	22	03	06	200

FG%: 1ST HALF .545 12/22 2ND HALF .458 11/24 GAME .500 23/46 TEAM REBOUNDS/RETOUR EQUIPE: 11  
FT%: 1ERE DEM. .789 15/19 2EME DEM. .611 11/18 PARTIE .703 26/37

SCORE BY PERIODS/SCORE PAR PERIODE:					
1ST HALF	2ND HALF	OVERTIME	OVERTIME	FINAL	
1ERE DEM	2EME DEM	SURTEMPS	SURTEMPS	FINALE	
ITA	33	47	-	80	
FRG	39	33	-	72	

REFEREES/ARBITRES:

FRAIXEDS ARG  
RIVAS URG

# Basket-ball

## Men / Preliminary Pool Group A Statistics Match 08 / July 30

## Hommes / poule preliminaire groupe a Statistiques match 08 / 30 Juil

NO.	NAME	FLD.GOALS		FR.THROWS		REBND	FOULS	PTS	ASST	TURN.	BLKED	STEAL	MIN
		PANIER	FGA	LANCERS	FT FTA								
BRA 91-EGY 82													
4	Bekhit, Khaled	00	00	00	00	00	00	00	00	00	00	00	00
5	Khaled, Mohamed	00	03	00	00	00	00	00	01	02	00	00	09
6	Attalah, Alain	00	00	00	00	00	00	00	00	00	00	00	00
7	Soliman, Mohamed	13	18	03	06	11	05	29	02	07	00	00	38
8	Rabieh, Abdelkader	02	05	00	00	05	05	04	00	00	00	01	32
9	Abdelmeguid, Amr	02	04	03	04	02	04	07	07	03	00	03	31
10	Elgazzar, Abdelhadi	04	07	00	01	04	02	08	01	00	00	02	17
11	Shouman, Amin	02	04	04	06	03	02	08	01	01	00	01	28
12	Warda, Medhat	11	23	04	05	07	00	26	08	07	01	01	40
13	Elsabbagh, Tarek	00	00	00	00	00	00	00	00	00	00	00	00
14	Marei, Ahmed	00	01	00	00	01	01	00	00	00	00	00	05
15	Abouleinein, Essameldin	00	00	00	00	00	00	00	00	00	00	00	00
Totals		34	65	14	22	33	19	82	20	20	1	8	200

FG%: 1ST HALF .618 21/34 2ND HALF .419 13/31 GAME .523 34/65 TEAM REBOUNDS/RETOUR EQUIPE: 7  
FT%: 1ERE DEM. 1.000 1/1 2EME DEM. .619 13/21 PARTIE .636 14/22

NO.	NAME	FLD.GOALS		FR.THROWS		REBND	FOULS	PTS	ASST	TURN.	BLKED	STEAL	MIN
		PANIER	FGA	LANCERS	FT FTA								
BRA													
4	Guimaraes, Nilo	04	08	00	00	02	02	08	05	02	00	02	20
5	Malvezi, Silvio	02	03	02	02	06	01	06	01	03	01	01	15
6	Victalino, Gerson	04	06	00	00	01	04	08	00	00	01	01	18
7	Setrini Junior, Milton	02	05	00	00	00	03	04	00	01	00	02	18
8	Guimaraes, Ricardo	02	02	00	00	05	01	04	02	00	00	01	16
9	Leite, Marcos	01	03	02	02	03	01	04	03	03	00	00	22
10	Galvao, Eduardo	01	02	00	00	02	01	02	00	00	00	01	05
11	Souza, Marcel	04	11	00	00	04	01	08	01	00	00	01	15
12	Nascimento, Adilson	01	02	00	00	01	02	02	01	00	00	02	10
13	Vido, Marcelo	0											



Men / Preliminary Pool Group B  
Statistics Match 10 / July 31

Hommes / poule preliminaire groupe b  
Statistiques match 10 / 31 Juil

NO.	NAME	FLD.GOALS		FR.THROWS		REBND	FOULS	PTS	ASST	TURN.	BLKED	STEAL	MIN
		PANIERI	FGA	LANCERS	FT FTA								
CHN 85-FRA 83													
CHN													
4	Wang, Haibo	00	00	00	00	01	05	00	01	01	01	00	13
5	Lu, Jinqing	00	00	01	02	00	00	01	00	00	00	00	01
6	Huang, Yunlong	02	05	00	00	03	05	04	03	00	00	00	17
7	Guo, Yonglin	00	00	00	00	00	00	00	00	00	00	00	00
8	Kuang, Lubin	00	00	00	00	00	00	00	00	00	00	00	00
9	Ji, Zhaoguang	00	00	00	00	00	00	00	00	00	00	00	00
10	Li, Yaguang	12	25	07	07	09	03	31	04	02	01	00	40
11	Sun, Fengwu	03	05	04	07	01	05	10	14	02	00	02	39
12	Wang, Libin	11	21	04	05	14	02	26	02	07	00	00	37
13	Liu, Jianli	05	10	00	00	07	03	10	00	00	00	02	20
14	Hu, Zhangbao	00	00	03	04	02	04	03	00	03	00	00	23
15	Zhang, Bin	00	03	00	00	00	03	00	00	01	00	01	10
Totals		33	69	19	25	37	30	85	24	16	02	05	200

FG%: 1ST HALF .590 15/30 2ND HALF .462 18/39 GAME .478 33/69 TEAM REBOUNDS/RETOUR EQUIPE: 09  
FT%: 1ERE DEM. .900 09/10 2EME DEM. .667 10/15 PARTIE .760 19/25

NO.	NAME	FLD.GOALS		FR.THROWS		REBND	FOULS	PTS	ASST	TURN.	BLKED	STEAL	MIN
		PANIERI	FGA	LANCERS	FT FTA								
FRA													
4	Beugnot, Gregor	00	00	00	00	00	00	00	00	00	00	00	00
5	Senegal, Jean Michel	02	07	00	03	05	03	04	09	01	00	00	22
6	Dacoury, Richard	07	12	06	06	02	00	20	02	01	04	00	22
7	Monclar, Jacques	01	03	00	00	01	02	02	03	00	00	02	18
8	Szanyiel, Philippe	07	11	02	05	11	04	16	00	04	00	01	29
9	Ostrowski, Stephane	02	06	00	03	06	05	04	00	02	00	00	17
10	Deganis, Jean Luc	02	05	05	10	02	04	09	01	00	00	00	18
11	Dubuisson, Herve	05	16	00	00	02	04	10	04	04	00	00	29
12	Cham, Patrick	00	03	00	00	04	01	00	00	00	00	00	06
13	Kaba, Bangaly	02	05	04	06	04	00	08	00	01	00	01	14
14	Beugnot, Eric	04	10	02	02	06	02	10	02	01	00	00	25
15	Vestris, Georges	00	00	00	00	00	00	00	00	00	00	00	00
Totals		32	78	19	35	43	25	83	21	14	04	04	200

FG%: 1ST HALF .432 19/44 2ND HALF .382 13/34 GAME .410 32/78 TEAM REBOUNDS/RETOUR EQUIPE: 15  
FT%: 1ERE DEM. .714 10/14 2EME DEM. .429 09/21 PARTIE .543 19/35

PERIODE	SCORE		OVERTIME	OVERTIME	FINAL
	1ST HALF	2ND HALF			
1ERE DEM	39	46	-	-	85
2EME DEM	48	35	-	-	83

REFEREES/ARBITRES:  
PETROVIC YUG  
CROUCH AUS

Men / Preliminary Pool Group B  
Statistics Match 12 / July 31

Hommes poule preliminaire groupe b  
Statistiques match 12 / 31 Juil

NO.	NAME	FLD.GOALS		FR.THROWS		REBND	FOULS	PTS	ASST	TURN.	BLKED	STEAL	MIN
		PANIERI	FGA	LANCERS	FT FTA								
ESP 107-URU 80													
URU													
4	Lopez, Horacio	08	24	04	04	04	04	20	04	04	00	01	33
5	Larrosa, Luis	02	04	04	06	03	05	08	00	00	00	01	18
6	Pierrri Barros, Luis	04	10	07	10	09	03	15	00	02	00	01	32
7	Nunez Gonzalez, Hebert	03	05	00	00	02	05	06	02	03	00	02	15
8	Ruiz Bruno, Wilfredo	13	25	03	03	04	04	29	01	05	01	00	30
9	Perdomo Shaban, Horacio	01	01	00	02	02	04	02	02	00	00	04	14
10	Peinado Stagnero, Carlos	00	03	06	06	00	03	06	04	01	00	02	26
11	Pagani Acosta, Waiter	00	00	00	00	00	00	00	00	00	00	00	00
12	Pereyra Mele, Julio	00	01	00	00	00	00	00	00	00	00	00	04
13	Tito Moreno, Alvaro	02	04	00	00	02	01	04	00	01	00	00	17
14	Mignone Crisera, Juan	00	00	00	00	00	00	00	00	00	00	00	00
15	Frattini Bononi, Victor	00	04	00	00	04	04	00	00	00	00	01	11
Totals		33	81	24	31	30	33	90	13	16	01	12	200

FG%: 1ST HALF .333 12/36 2ND HALF .467 21/45 GAME .407 33/81 TEAM REBOUNDS/RETOUR EQUIPE: 8  
FT%: 1ERE DEM. .760 19/25 2EME DEM. .833 5/6 PARTIE .774 24/31

NO.	NAME	FLD.GOALS		FR.THROWS		REBND	FOULS	PTS	ASST	TURN.	BLKED	STEAL	MIN
		PANIERI	FGA	LANCERS	FT FTA								
ESP													
4	Beiran, Jose Manuel	00	00	00	00	00	00	00	00	00	00	00	00
5	Llorente, Jose Luis	00	00	00	00	00	00	00	00	00	00	00	00
6	Arcega, Fernando	01	02	00	00	01	02	02	00	01	00	00	09
7	Margall, Jose Maria	01	01	00	00	00	00	02	00	01	00	00	03
8	Jimenez, Andres	04	04	03	05	06	05	11	01	01	00	00	11
9	Romay, Fernando	02	03	06	08	10	05	10	01	01	06	01	19
10	Martin, Fernando	07	09	05	08	05	03	19	01	02	01	01	25
11	Corbalan, Juan Antonio	01	04	01	01	05	04	03	07	02	00	01	33
12	Solozabal, Ignacio	00	00	01	02	01	02	01	06	02	00	00	13
13	De La Cruz, Juan Domingo	02	02	00	00	01	03	04	00	01	03	00	16
14	Lopez, Juan Maria	09	12	04	07	02	04	22	06	07	00	00	34
15	San Epifanio, Juan Antoni	10	16	13	15	02	03	33	00	05	01	00	37
Totals		37	53	33	46	33	31	107	22	23	11	03	200

FG%: 1ST HALF .708 17/24 2ND HALF .689 20/29 GAME .698 37/53 TEAM REBOUNDS/RETOUR EQUIPE: 13  
FT%: 1ERE DEM. .706 24/34 2EME DEM. .750 09/12 PARTIE .717 33/46

PERIODE	SCORE		OVERTIME	OVERTIME	FINAL
	1ST HALF	2ND HALF			
1ERE DEM	43	47	-	-	90
2EME DEM	58	49	-	-	107

REFEREES/ARBITRES:  
HOLDEN AUS  
RIGAS GRE

TECHNICAL FOULS/FAUTES TECHNIQUES: ETCHAMENDI URU (COACH)  
PIERRI URU

Men / Preliminary Pool Group B  
Statistics Match 11 / July 31

Hommes / poule preliminaire groupe b  
Statistiques match 11 / 31 Juil

NO.	NAME	FLD.GOALS		FR.THROWS		REBND	FOULS	PTS	ASST	TURN.	BLKED	STEAL	MIN
		PANIERI	FGA	LANCERS	FT FTA								
USA 88-CAN 88													
USA													
4	Alford, Steve	06	08	01	02	05	02	13	01	00	00	01	20
5	Wood, Leon	00	01	00	00	02	02	00	08	01	00	00	20
6	Ewing, Patrick	02	06	03	04	02	04	07	00	00	02	00	17
7	Fleming, Vern	04	07	02	03	05	02	10	03	01	00	01	22
8	Robertson, Alvin	04	08	01	02	06	04	09	02	01	00	01	20
9	Jordan, Michael	10	17	00	00	04	04	20	03	04	01	00	24
10	Kleine, Joseph	00	00	00	00	00	01	00	00	00	00	00	04
11	Koncak, Jon	00	01	02	03	03	02	02	00	00	00	00	08
12	Tisdale, Wayman	03	07	00	00	06	01	06	01	00	01	02	21
13	Mullin, Chris	04	08	02	02	02	01	10	03	00	00	01	16
14	Perkins, Samuel	05	06	00	00	02	02	10	01	02	01	00	19
15	Turner, Jeffrey	00	02	02	02	04	01	02	00	00	00	00	09
Totals		38	71	13	18	41	26	89	22	09	05	06	200

FG%: 1ST HALF .452 19/42 2ND HALF .655 19/29 GAME .535 38/71 TEAM REBOUNDS/RETOUR EQUIPE: 05  
FT%: 1ERE DEM. .714 05/07 2EME DEM. .727 08/11 PARTIE .722 13/18

NO.	NAME	FLD.GOALS		FR.THROWS		REBND	FOULS	PTS	ASST	TURN.	BLKED	STEAL	MIN
		PANIERI	FGA	LANCERS	FT FTA								
CAN													
4	Kelsey, Howard	00	01	03	04	00	03	03	00	00	00	00	07
5	Simms, Tony	02	10	04	09	02	04	08	00	03	00	00	24
6	Pasquale, Eli	02	07	03	04	06	01	07	03	01	00	01	32
7	Tilleman, Karl	05	07	00	00	01	01	10	01	00	00	01	07
8	Kazanowski, Gerald	05	07	01	01	06	01	11	01	04	00	00	29
9	Triano, Jay	04	15	00	00	01	01	08	00	02	00	00	33
10	Hatch, John	00	01	01	02	00	01	01	01	01	01	00	05
11	Herbert, Gord	01	01	00	00	00	00	02	00	00	00	00	04
12													

# Basketball

# Basket-ball

## Men / Preliminary Pool Group B Statistics Match 14 / Aug. 01

## Hommes / poule preliminaire groupe b Statistiques match 14 / 01 Aout

NO.	NAME	FLD.GOALS		FR.THROWS		REBND	FOULS	PTS	ASST	TURN.	BLKED	STEAL	MIN
		PANIER	FGA	LANCERS	FT FTA								
CHN													
4	Wang, Haibo	02	06	00	00	01	03	04	01	01	00	00	16
5	Lu, Jinqing	07	09	02	03	04	05	16	03	04	00	01	22
6	Huang, Yunlong	01	02	00	00	00	02	02	02	03	00	00	08
7	Guo, Yonglin	00	00	00	00	00	00	00	00	00	00	00	00
8	Kuang, Lubin	01	04	00	00	01	03	02	02	01	01	00	18
9	Ji, Zhaoguang	00	00	00	00	00	00	00	00	00	00	00	00
10	Li, Yaguang	01	09	06	08	03	02	08	06	03	00	01	24
11	Sun, Fengwu	01	04	03	04	04	02	05	03	03	00	01	16
12	Wang, Libin	03	12	05	07	03	04	11	04	03	00	00	34
13	Liu, Jianli	03	08	06	08	06	03	12	00	01	00	00	15
14	Hu, Zhangbao	03	05	04	06	04	02	10	01	01	02	00	24
15	Zhang, Bin	05	07	00	00	02	01	10	02	04	00	01	23
Totals		27	66	26	36	28	27	80	24	24	03	04	200

FG%: 1ST HALF .375 12/32 2ND HALF .441 15/34 GAME .409 27/66 TEAM REBOUNDS/RETOUR EQUIPE: 11  
FT%: 1ERE DEM. .727 08/11 2EME DEM. .720 18/25 PARTIE .722 26/36

NO.	NAME	FLD.GOALS		FR.THROWS		REBND	FOULS	PTS	ASST	TURN.	BLKED	STEAL	MIN
		PANIER	FGA	LANCERS	FT FTA								
CAN													
4	Kelsey, Howard	02	06	03	04	05	01	07	06	00	00	02	16
5	Simms, Tony	06	15	04	05	02	01	16	02	02	01	02	21
6	Pasquale, Eli	03	04	00	00	03	01	06	04	01	00	01	17
7	Tilleman, Karl	04	08	00	00	02	03	08	02	00	00	00	15
8	Kazanowski, Gerald	02	03	06	07	05	00	10	02	02	00	02	19
9	Triano, Jay	06	08	02	02	02	03	14	03	02	00	02	22
10	Hatch, John	02	04	00	00	01	03	04	02	01	00	01	15
11	Herbert, Gord	04	06	05	06	02	01	13	00	00	00	00	11
12	Wennington, Bill	06	08	01	01	06	02	13	00	01	00	00	12
13	Raffin, Romel	02	03	00	00	02	03	04	01	01	00	01	13
14	Wiltjer, Greg	07	09	01	01	05	02	15	03	02	01	04	23
15	Meagher, Dan	03	09	05	07	07	04	11	02	02	01	01	16
Totals		47	83	27	33	42	24	121	27	14	03	16	200

FG%: 1ST HALF .583 21/36 2ND HALF .553 26/47 GAME .566 47/83 TEAM REBOUNDS/RETOUR EQUIPE: 10  
FT%: 1ERE DEM. .850 17/20 2ND DEM. .769 10/13 PARTIE .818 27/33

SCORE BY PERIODS/SCORE PAR PERIODE:					
1ST HALF	2ND HALF	OVERTIME	FINAL		
1ERE DEM	2EME DEM	SURTEMPS	FINALE		
32	48	-	80		
CAN	59	62	21		

REFEREES/ARBITRES:  
HOLDEN AUS  
METZGER FRG

TECHNICAL FOULS/FAUTES TECHNIQUES: MEAGHER CAN

## Men / Preliminary Pool Group A Statistics Match 15 / Aug. 01

## Hommes / poule preliminaire groupe a Statistiques match 15 / 01 Aout

NO.	NAME	FLD.GOALS		FR.THROWS		REBND	FOULS	PTS	ASST	TURN.	BLKED	STEAL	MIN
		PANIER	FGA	LANCERS	FT FTA								
EGY													
4	Bekhit, Khaled	01	01	00	02	01	03	02	00	02	01	00	09
5	Khaled, Mohamed	03	05	02	02	01	02	08	01	01	00	02	11
6	Attalah, Alain	00	02	00	00	02	00	00	00	00	00	00	05
7	Soliman, Mohamed	06	18	07	10	10	05	19	00	02	00	00	34
8	Rabieh, Abdelkader	02	11	00	01	06	02	04	00	01	01	00	23
9	Abdelmeguid, Amr	01	04	06	08	07	02	08	07	03	00	01	40
10	Elgazzar, Abdelhadi	03	07	02	03	04	01	08	01	01	00	00	19
11	Shouman, Amin	00	01	02	02	02	03	02	00	01	00	01	11
12	Warda, Medhat	04	09	00	00	00	02	08	00	09	01	00	24
13	Eisabbagh, Tarek	01	04	00	00	02	01	02	01	00	00	00	10
14	Marei, Ahmed	04	07	00	02	04	05	08	00	00	00	01	14
15	Aboulenein, Essameidin	00	00	00	00	00	00	00	00	00	00	00	00
Totals		25	69	19	30	39	26	69	10	20	03	05	200

FG%: 1ST HALF .321 09/28 2ND HALF .390 16/41 GAME .362 25/69 TEAM REBOUNDS/RETOUR EQUIPE: 08  
FT%: 1ERE DEM. .650 13/20 2EME DEM. .600 06/10 PARTIE .633 19/30

NO.	NAME	FLD.GOALS		FR.THROWS		REBND	FOULS	PTS	ASST	TURN.	BLKED	STEAL	MIN
		PANIER	FGA	LANCERS	FT FTA								
YUG													
4	Petrovic, Drazen	04	08	02	02	02	02	10	02	00	00	00	11
5	Petrovic, Aleksandar	03	07	00	00	03	02	06	06	04	00	02	24
6	Zorkic, Nebojsa	03	09	02	03	01	03	08	02	04	00	01	19
7	Zizic, Rajko	00	00	00	00	03	00	00	00	00	01	00	07
8	Sunara, Ivan	09	15	11	14	19	03	29	00	01	00	01	36
9	Mutapacic, Emir	08	14	05	06	06	04	21	03	03	02	00	28
10	Hadzic, Saabit	03	07	00	00	01	02	06	01	02	00	00	18
11	Knego, Andro	03	07	00	00	06	05	06	00	00	00	00	21
12	Radovanovic, Ratko	05	16	02	02	12	05	12	00	01	02	00	26
13	Nakic-Vojnovic, Mihovil	00	00	00	00	00	00	00	00	00	00	00	00
14	Dalipagic, Drazen	00	00	00	00	00	00	00	00	00	00	00	00
15	Vukicevic, Branko	01	04	00	00	04	02	02	00	00	02	00	10
Totals		39	87	22	27	57	28	100	14	15	07	04	200

FG%: 1ST HALF .545 24/44 2ND HALF .349 15/43 GAME .448 39/87 TEAM REBOUNDS/RETOUR EQUIPE: 04  
FT%: 1ERE DEM. .727 08/11 2EME DEM. .875 14/16 PARTIE .815 22/27

SCORE BY PERIODS/SCORE PAR PERIODE:					
1ST HALF	2ND HALF	OVERTIME	FINAL		
1ERE DEM	2EME DEM	SURTEMPS	FINALE		
31	38	-	69		
EGY	56	44	100		

REFEREES/ARBITRES:  
VACHJARA THA  
CHANG CHN

## Men / Preliminary Pool Group B Statistics Match 16 / Aug. 01

## Hommes / poule preliminaire groupe b Statistiques match 16 / 01 Aout

NO.	NAME	FLD.GOALS		FR.THROWS		REBND	FOULS	PTS	ASST	TURN.	BLKED	STEAL	MIN
		PANIER	FGA	LANCERS	FT FTA								
USA													
4	Alford, Steve	03	06	00	00	04	02	06	03	00	00	00	23
5	Wood, Leon	00	01	02	02	02	02	02	09	02	00	00	19
6	Ewing, Patrick	06	09	05	07	09	03	17	00	01	03	02	18
7	Fleming, Vern	01	07	00	00	03	04	02	04	01	01	01	20
8	Robertson, Alvin	03	07	03	04	03	03	09	04	03	00	02	13
9	Jordan, Michael	07	15	02	02	04	02	16	03	02	00	03	19
10	Kleine, Joseph	01	02	01	02	04	03	03	01	03	00	01	14
11	Koncak, Jon	03	06	00	00	04	02	06	00	00	00	00	09
12	Tisdale, Wayman	05	07	02	02	10	02	12	01	03	02	00	17
13	Mullin, Chris	04	07	05	05	05	00	13	01	03	01	01	17
14	Perkins, Samuel	07	09	00	00	02	03	14	01	03	00	01	13
15	Turner, Jeffrey	01	03	02	02	03	04	04	01	00	01	01	18
Totals		41	79	22	26	53	30	104	28	21	08	12	200

FG%: 1ST HALF .600 21/35 2ND HALF .455 20/44 GAME .519 41/79 TEAM REBOUNDS/RETOUR EQUIPE: 3  
FT%: 1ERE DEM. .889 16/18 2EME DEM. .750 6/8 PARTIE .846 22/26

NO.	NAME	FLD.GOALS		FR.THROWS		REBND	FOULS	PTS	ASST	TURN.	BLKED	STEAL	MIN
		PANIER	FGA	LANCERS	FT FTA								
URU													
4	Lopez, Horatio	08	19	08	13	07	02	24	04	04	00	00	33
5	Larrosa, Luis	01	02	02	02	02	04	04	01	00	00	01	12
6	Pierri Barros, Luis	01	02	01	05	03	02	03	00	03	00	00	20
7	Nunez Gonzalez, Hebert	01	08	10	14	07	04	12	01	05	00	02	23
8	Ruiz Bruno, Wilfredo	04	13	02	02	03	02	10	01	02	01	00	33
9	Perdomo Shaban, Horacio	00	01	00	02	03	03	00	01	02	00	00	11
10	Peinado Stagnero, Caries	04	09	05	06	01	04	13	05	07	00	00	29
11	Pagani Acosta, Waiter	00	00	00	00	00	00	00	00	00	00	00	00
12	Pereyra Mele, Julio	01	02	00	00	01	00	02	00	00	00	01	08
13	Tio Moreno, Alvaro	00	02	00									



Men / Preliminary Pool Group B  
Statistics Match 18 / Aug. 01

Hommes / poule preliminaire groupe b  
Statistiques match 18 / 01 Aout

NO.	NAME	FLD.GOALS		FR.THROWS		REBND	FOULS	PTS	ASST	TURN	BLKD	STEAL	MIN
		PANIER	FGA	LANCERS	FTA								
FRA													
4	Beugnot, Gregor	01	02	00	00	01	01	02	03	03	01	02	18
5	Senegal, Jean Michel	00	04	00	00	02	00	00	00	05	00	01	34
6	Dacoury, Richard	02	06	00	00	01	04	04	03	01	00	01	20
7	Monclar, Jacques	03	04	02	02	01	03	08	00	00	00	01	14
8	Szanyiel, Philippe	10	17	05	06	09	02	25	00	00	00	01	14
9	Szanyiel, Philippe	02	07	04	04	02	02	08	02	02	00	01	17
10	Deganis, Jean Luc	03	06	00	00	03	05	06	00	01	00	00	10
11	Dubuisson, Herve	03	08	05	07	01	01	11	00	00	00	00	00
12	Cham, Patrick	01	03	00	00	02	02	02	00	00	00	00	00
13	Kaba, Bangaly	00	00	00	00	00	00	00	04	03	00	02	35
14	Beugnot, Eric	06	11	00	00	05	03	12	00	02	00	00	12
15	Vestris, Georges	01	03	02	03	01	02	04	00	00	00	00	00
Totals		32	71	18	22	28	25	82	18	23	01	10	200

FG%: 1ST HALF .500 18/36 2ND HALF .400 14/35 GAME .451 32/71 TEAM REBOUNDS/RETOUR EQUIPE: 7  
FT%: 1ERE DEM. .786 11/14 2EME DEM. .875 7/8 PARTIE .818 18/22

NO.	NAME	FLD.GOALS		FR.THROWS		REBND	FOULS	PTS	ASST	TURN	BLKD	STEAL	MIN
		PANIER	FGA	LANCERS	FTA								
ESP													
4	Beiran, Jose Manuel	01	03	00	00	01	01	02	01	00	00	01	08
5	Llorente, Jose Luis	01	02	02	02	01	00	04	05	02	01	00	15
6	Arcega, Fernando	00	00	00	00	00	00	00	00	00	00	00	00
7	Margall, Jose Maria	06	11	02	02	04	05	14	01	00	00	02	24
8	Jimenez, Andres	04	08	04	05	09	03	12	01	02	00	01	25
9	Romay, Fernando	01	02	00	03	07	05	02	00	02	01	00	14
10	Martin, Fernando	05	10	13	16	09	01	23	01	03	00	01	31
11	Corbalan, Juan Antonio	06	10	00	00	04	01	12	07	04	00	04	25
12	Solozabal, Ignacio	00	00	00	00	00	00	00	00	00	00	00	00
13	Da La Cruz, Juan Domingo	00	02	00	00	02	01	00	02	01	00	01	10
14	Lopez, Juan Maria	01	01	03	04	00	02	05	00	02	01	00	08
15	San Epifanio, Juan Antoni	10	22	03	03	06	03	23	07	04	00	02	40
Totals		35	71	27	35	43	22	97	25	20	03	12	200

FG%: 1ST HALF .476 20/42 2ND HALF .517 15/29 GAME .493 35/71 TEAM REBOUNDS/RETOUR EQUIPE: 9  
FT%: 1ERE DEM. .900 18/20 2EME DEM. .600 9/15 PARTIE .771 27/35

SCORE BY PERIODS/SCORE PAR PERIODE:					
1ST HALF	2ND HALF	OVERTIME	FINAL		
1ERE DEM	2EME DEM	SURTEMPS	SURTEMPS	FINALE	
FRA	47	35	-	-	82
ESP	58	39	-	-	97

REFEREES/ARBITRES:  
FIROITO ITA  
KURILIC YUG

Men / Preliminary Pool Group A  
Statistics Match 19 / Aug. 02

Hommes / poule preliminaire groupe a  
Statistiques match 19 / 02 Aout

NO.	NAME	FLD.GOALS		FR.THROWS		REBND	FOULS	PTS	ASST	TURN	BLKD	STEAL	MIN
		PANIER	FGA	LANCERS	FTA								
FRG													
4	Komer, Christoph	00	04	01	03	01	03	01	07	00	00	01	17
5	Kadlec, Vladimir	03	09	02	03	03	01	08	02	01	00	01	19
6	Brauer, Uwe	03	08	00	02	00	04	06	00	03	00	02	13
7	Sauer, Uwe	03	03	03	03	06	04	09	04	04	00	03	23
8	Peters, Ulrich	00	00	00	00	00	00	00	00	00	00	00	00
9	Zander, Klaus	05	11	02	04	07	02	12	00	02	01	00	23
10	Pappert, Michael	03	10	03	04	06	04	09	03	02	00	01	21
11	Sowa, Armin	03	05	00	00	08	00	06	02	00	00	00	14
12	Schrempf, Detlef	04	09	02	04	08	03	10	00	05	01	03	20
13	Blab, Uwe	02	04	06	09	07	03	10	00	00	02	01	22
14	Mendel, Ingo	00	00	00	00	02	01	00	00	01	02	01	11
15	Welp, Christian	04	09	06	08	05	03	14	01	02	03	00	17
Totals		30	72	25	40	53	28	85	19	20	09	13	200

FG%: 1ST HALF .471 16/34 2ND HALF .368 14/38 GAME .417 30/72 TEAM REBOUNDS/RETOUR EQUIPE: 14  
FT%: 1ERE DEM. .500 08/16 2EME DEM. .708 17/24 PARTIE .623 25/40

NO.	NAME	FLD.GOALS		FR.THROWS		REBND	FOULS	PTS	ASST	TURN	BLKD	STEAL	MIN
		PANIER	FGA	LANCERS	FTA								
EGY													
4	Bekhit, Khaled	00	00	00	00	00	03	00	02	03	02	00	33
5	Khaled, Mohamed	01	06	06	08	03	05	08	01	01	01	00	18
6	Attalah, Alain	00	00	00	00	00	00	00	02	03	00	01	20
7	Soliman, Mohamed	08	19	10	10	07	05	26	00	00	00	00	20
8	Rabieh, Abdelkader	00	05	00	00	03	02	00	01	01	01	00	12
9	Abdelmeguid, Amr	00	03	05	06	01	05	05	02	00	00	03	27
10	Elgazzar, Abdelhadi	00	03	03	06	06	01	03	04	09	00	01	40
11	Shouman, Amin	02	07	00	00	04	03	04	00	00	00	00	00
12	Warda, Medhat	05	19	02	02	07	01	12	00	00	00	00	00
13	Elsabbagh, Tarek	00	00	00	00	00	00	00	00	01	01	00	15
14	Marei, Ahmed	00	01	00	00	01	02	00	00	00	00	00	00
15	Aboulenein, Essameldin	00	00	00	00	00	00	00	00	00	00	00	00
Totals		16	63	26	32	32	27	58	13	21	05	07	200

FG%: 1ST HALF .182 06/33 2ND HALF .333 10/30 GAME .254 16/63 TEAM REBOUNDS/RETOUR EQUIPE: 11  
FT%: 1ERE DEM. .857 12/14 2EME DEM. .778 14/18 PARTIE .813 26/32

SCORE BY PERIODS/SCORE PAR PERIODE:					
1ST HALF	2ND HALF	OVERTIME	FINAL		
1ERE DEM	2EME DEM	SURTEMPS	SURTEMPS	FINALE	
FRG	40	45	-	-	85
EGY	24	34	-	-	58

REFEREES/ARBITRES:  
REYNOSO USA  
YANG KOR

TECHNICAL FOULS/FAUTES TECHNIQUES: PAPPERT FRG  
SAUER FRG

Men / Preliminary Pool Group A  
Statistics Match 20 / Aug. 02

Hommes / poule preliminaire groupe a  
Statistiques match 20 / 02 Aout

NO.	NAME	FLD.GOALS		FR.THROWS		REBND	FOULS	PTS	ASST	TURN	BLKD	STEAL	MIN
		PANIER	FGA	LANCERS	FTA								
YUG													
4	Guimaraes, Nilo	03	08	02	02	03	02	08	03	01	00	02	21
5	Malvezi, Silvio	00	02	00	00	02	00	00	00	00	00	00	10
6	Victalino, Gerson	01	04	00	00	05	03	02	00	00	00	01	11
7	Setrini Junior, Milton	03	11	02	02	03	03	08	04	01	00	00	14
8	Guimaraes, Ricardo	01	02	00	00	01	05	02	01	00	00	00	06
9	Leite, Marcos	03	08	03	07	11	02	09	01	01	00	00	26
10	Galvao, Eduardo	00	00	00	00	00	01	00	00	01	00	01	06
11	Souza, Marcel	06	12	00	00	02	01	12	00	02	01	00	21
12	Nascimento, Adilson	02	07	02	02	03	04	06	03	04	00	00	19
13	Vido, Marcelo	00	00	00	00	00	00	00	00	00	00	00	00
14	Schmidt, Oscar	11	30	06	06	08	03	28	01	02	00	02	40
15	Andrade, Israel	03	06	04	05	07	05	10	02	00	01	00	26
Totals		33	90	19	24	45	29	85	15	12	02	08	200

FG%: 1ST HALF .476 20/42 2ND HALF .271 13/48 GAME .367 33/90 TEAM REBOUNDS/RETOUR EQUIPE: 09  
FT%: 1ERE DEM. .769 10/13 2EME DEM. .818 09/11 PARTIE .792 19/24

NO.	NAME	FLD.GOALS		FR.THROWS		REBND	FOULS	PTS	ASST	TURN	BLKD	STEAL	MIN
		PANIER	FGA	LANCERS	FTA								
BRA													
4	Petrovic, Drazen	11	18	04	04	05	02	26	02	02	00	02	31
5	Petrovic, Aleksandar	04	05	04	04	05	03	12	02	03	00	01	27
6	Zorkic, Nebojsa	02	05	00	00	05	00	04	00	02	00	01	13
7	Zizic, Rajko	01	05	00	00	03	03	02	00	00	02	00	14
8	Sunara, Ivan	00	01	01	02	03	02	01	01	00	00	01	08
9	Mutapic, Emir	00	00	00	00	00	00	00	00	01	00	00	09







Men / Preliminary Pool Group B  
Statistics Match 26 / Aug. 04

Hommes / poule preliminaire groupe b  
Statistiques match 26 / 04 Aout

NO.	NAME	FLD.GOALS		FR.THROWS		REBND	FOULS	PTS	ASST	TURN.	BLKED	STEAL	MIN
		PANIER	FGA	LANCERS	FT FTA								
USA													
4	Alford, Steve	03	06	00	00	01	00	06	02	01	00	01	24
5	Wood, Leon	04	04	04	04	04	02	12	12	00	00	01	21
6	Ewing, Patrick	05	08	05	08	09	02	15	01	01	02	00	21
7	Fleming, Vern	03	06	01	04	02	02	07	05	01	00	00	16
8	Robertson, Alvin	00	02	00	00	02	02	00	00	02	00	01	15
9	Jordan, Michael	12	14	00	01	04	03	24	00	02	00	02	23
10	Kleine, Joseph	01	03	02	02	03	01	04	00	01	00	00	04
11	Koncak, Jon	02	06	00	00	02	01	04	00	01	00	00	07
12	Tisdale, Wayman	01	04	00	00	04	02	02	00	03	00	01	18
13	Mullin, Chris	05	07	06	07	01	03	16	04	00	00	06	20
14	Perkins, Samuel	04	09	03	03	11	04	11	02	04	00	02	25
15	Turner, Jeffrey	00	02	00	00	01	01	00	01	01	00	00	06
Totals		40	71	21	29	44	23	101	27	17	02	14	200

FG%: 1ST HALF .553 21/38 2ND HALF .576 19/33 GAME .563 40/71 TEAM REBOUNDS/RETOUR EQUIPE: 03  
FT%: 1ERE OEM. .667 04/06 2EME DEM. .739 17/23 PARTIE .724 21/29

ESP													
NO.	NAME	FLD.GOALS		FR.THROWS		REBND	FOULS	PTS	ASST	TURN.	BLKED	STEAL	MIN
		PANIER	FGA	LANCERS	FT FTA								
4	Beiran, Jose Manuel	00	00	00	00	00	00	00	00	00	00	00	00
5	Llorente, Jose Luis	00	01	02	02	00	01	02	02	02	00	00	10
6	Arcega, Fernando	00	00	00	00	00	00	00	00	00	00	00	00
7	Margall, Jose Maria	04	08	02	02	00	00	10	01	04	00	00	23
8	Jimenez, Andres	06	10	02	03	04	04	14	00	02	02	01	32
9	Romay, Fernando	01	03	03	06	05	05	05	02	05	02	00	26
10	Martin, Fernando	03	08	00	00	03	04	06	00	02	01	01	22
11	Corbalan, Juan Antonio	02	05	00	00	03	03	04	05	04	00	00	26
12	Solozabal, Ignacio	00	00	00	00	01	03	00	01	02	00	00	11
13	De La Cruz, Juan Domingo	00	00	00	00	00	00	00	00	00	00	00	00
14	Lopez, Juan Maria	04	07	02	02	00	00	10	03	00	00	03	23
15	San Epifanio, Juan Antoni	05	08	07	08	00	04	17	02	03	00	00	27
Totals		25	50	18	23	16	24	68	16	24	05	05	200

FG%: 1ST HALF .536 15/28 2ND HALF .455 10/22 GAME .500 25/50 TEAM REBOUNDS/RETOUR EQUIPE: 06  
FT%: 1ERE DEM. .846 11/13 2EME DEM. .700 07/10 PARTIE .783 18/23

SCORE BY PERIODS/SCORE PAR PERIODE:					
1ST HALF	2ND HALF	OVERTIME	OVERTIME	FINAL	
1ERE DEM	2EME DEM	SURTEMPS	SURTEMPS	FINALE	
USA	46	55	-	-	101
ESP	41	27	-	-	68

REFEREES/ARBITRES:  
CLINE CAN  
MAININI FRA

Men / Preliminary Pool Group A  
Statistics Match 27 / Aug. 04

Hommes / poule preliminaire groupe a  
Statistiques match 27 / 04 Aout

NO.	NAME	FLD.GOALS		FR.THROWS		REBND	FOULS	PTS	ASST	TURN.	BLKED	STEAL	MIN
		PANIER	FGA	LANCERS	FT FTA								
BRA													
4	Guimaraes, Nilo	02	06	00	00	01	02	04	01	01	00	00	13
5	Malvezi, Silvio	00	00	00	00	00	00	00	00	00	00	00	00
6	Victalino, Gerson	01	02	00	00	02	01	02	00	00	00	01	06
7	Setrini Junior, Milton	01	03	00	01	01	01	02	02	04	00	01	09
8	Guimaraes, Ricardo	04	08	01	01	03	04	09	01	01	00	02	23
9	Leite, Marcos	04	09	05	05	03	03	13	01	01	01	01	34
10	Galvao, Eduardo	00	00	00	00	00	00	00	00	00	00	00	00
11	Souza, Marcel	06	17	03	04	05	05	15	03	01	01	01	31
12	Nascimento, Adilson	00	02	00	00	02	04	00	01	01	00	01	13
13	Vido, Marcelo	00	00	00	00	00	00	00	00	00	00	00	00
14	Schmidt, Oscar	06	15	05	07	07	01	17	01	02	00	01	31
15	Andrade, Israel	05	10	03	05	11	03	13	00	02	00	03	40
Totals		29	72	17	23	35	24	75	10	13	02	11	200

FG%: 1ST HALF .432 16/37 2ND HALF .371 13/35 GAME .403 29/72 TEAM REBOUNDS/RETOUR EQUIPE: 06  
FT%: 1ERE DEM. .556 05/09 2EME DEM. .857 12/14 PARTIE .739 17/23

FRG													
NO.	NAME	FLD.GOALS		FR.THROWS		REBND	FOULS	PTS	ASST	TURN.	BLKED	STEAL	MIN
		PANIER	FGA	LANCERS	FT FTA								
4	Korner, Christoph	01	03	00	00	02	02	02	01	02	00	01	16
5	Kadlec, Vladimir	00	00	00	00	00	00	00	00	00	00	00	00
6	Brauer, Uwe	03	05	00	00	02	00	06	00	00	00	00	10
7	Sauer, Uwe	00	00	00	00	00	00	00	00	00	00	00	00
8	Peters, Ulrich	02	03	00	00	03	00	04	04	01	00	04	24
9	Zander, Klaus	02	05	02	02	03	03	06	00	03	01	00	16
10	Pappert, Michael	02	06	02	03	00	02	06	02	01	01	00	13
11	Sowa, Armin	01	02	00	00	02	02	02	01	01	00	00	12
12	Schrempf, Detlef	14	18	08	10	07	03	36	03	05	02	00	40
13	Blab, Uwe	02	08	03	05	04	03	07	00	02	01	01	28
14	Mendel, Ingo	02	02	00	00	02	02	04	01	01	00	00	13
15	Welp, Christian	02	06	01	02	07	03	05	02	01	00	00	28
Totals		31	58	16	22	32	20	78	14	17	05	06	200

FG%: 1ST HALF .556 15/27 2ND HALF .516 16/31 GAME .534 31/58 TEAM REBOUNDS/RETOUR EQUIPE: 09  
FT%: 1ERE DEM. .733 11/15 2EME DEM. .714 05/07 PARTIE .727 16/22

SCORE BY PERIODS/SCORE PAR PERIODE:					
1ST HALF	2ND HALF	OVERTIME	OVERTIME	FINAL	
1ERE DEM	2EME DEM	SURTEMPS	SURTEMPS	FINALE	
BRA	37	38	-	-	75
FRG	41	37	-	-	78

REFEREES/ARBITRES:  
KOTLEBA TCH  
NICHOLS USA

Men / Preliminary Pool Group B  
Statistics Match 28 / Aug. 04

Hommes / poule preliminaire groupe b  
Statistiques match 28 / 04 Aout

NO.	NAME	FLD.GOALS		FR.THROWS		REBND	FOULS	PTS	ASST	TURN.	BLKED	STEAL	YIN
		PANIER	FGA	LANCERS	FT FTA								
CAN													
4	Kelsey, Howard	01	02	00	00	00	02	02	00	00	00	00	12
5	Simms, Tony	04	05	05	05	04	03	13	01	01	00	01	12
6	Pasquale, Eli	01	01	02	02	00	00	04	05	02	00	02	28
7	Tilleman, Karl	01	05	00	00	01	03	02	01	00	00	01	11
8	Kazanowski, Gerald	05	10	02	03	09	04	12	03	05	00	00	23
9	Triano, Jay	08	13	08	10	04	01	24	04	02	00	00	34
10	Hatch, John	00	00	04	04	02	00	04	00	02	00	00	07
11	Herbert, Gord	05	08	04	04	01	00	14	02	02	00	02	21
12	Wennington, Bill	01	05	00	00	12	04	02	00	01	01	00	22
13	Raffin, Romel	02	02	00	00	00	00	04	00	00	00	00	04
14	Wiltjer, Greg	04	04	00	00	06	04	08	02	04	02	00	16
15	Meagher, Dan	02	05	03	03	04	02	07	01	02	00	00	10
Totals		34	60	28	31	43	23	96	19	21	03	06	200

FG%: 1ST HALF .552 16/29 2ND HALF .581 18/31 GAME .567 34/60 TEAM REBOUNDS/RETOUR EQUIPE: 06  
FT%: 1ERE DEM. .889 08/09 2EME DEM. .909 20/22 PARTIE .933 28/31

FRA													
NO.	NAME	FLD.GOALS		FR.THROWS		REBND	FOULS	PTS	ASST	TURN.	BLKED	STEAL	YIN
		PANIER	FGA	LANCERS	FT FTA								
4	Beugnot, Gregor	00	03	00	00	01	03	00	01	02	00	01	12
5	Senegal, Jean Michel	01	04	00	00	01	02	02	00	02	00	00	20
6	Dacoury, Richard	00	07	00	00	01	05	00	02	01	00	01	18
7	Monclar, Jacques	00	03	00	00	00	01	00	01	00	00	01	12
8	Szanyiel, Philippe	05	09	02	02	05	04	12	01	05	01	00	34
9	Ostrowski, Stephane	05	13	06	07	05	04	16	02	01	00	00	29
10	Deganis, Jean Luc	03	06	02	05	02	01	08	00	00	00	00	09
11	Dubuisson, Herve	02	04	00	00	01	02	04	00	00	00	00	06
12	Cham, Patrick	01	03	00	00	00	01	02	00	02	00	01	05
13	Kaba, Bangaly	02	02	01	03	01	01	05	00	00	00	02	07
14	Beugnot, Eric	07											

# Basketball

# Basket-ball

## Men / Preliminary Pool Group B Statistics Match 30 / Aug. 04

## Hommes / poule préliminaire groupe b Statistiques match 30 / 04 Aout

NO.	NAME	FLD.GOALS		FR.THROWS		REBND	FOULS	PTS	ASST	TURN.	BLKED	STEAL	MIN
		PANIER	FGA	LANCERS	FT FTA								
CHN													
4	Wang, Haibo	00	03	00	00	01	00	00	00	00	00	00	04
5	Lu, Jinqing	04	11	00	00	01	02	08	04	01	01	02	23
6	Huang, Yunlong	01	01	01	01	02	01	03	00	01	00	00	05
7	Guo, Yonglin	00	00	00	00	00	00	00	00	00	00	00	00
8	Kuang, Lubin	00	04	01	03	01	01	01	00	02	01	00	08
9	Ji, Zhaoguang	00	00	00	00	00	00	00	00	00	00	00	00
10	Li, Yaguang	03	08	00	00	03	03	06	06	02	00	02	19
11	Bun, Fengwu	04	06	00	00	04	04	08	07	01	01	02	40
12	Wang, Libin	04	09	00	00	02	05	08	01	03	02	01	31
13	Liu, Jianli	11	21	03	05	05	04	25	02	00	00	00	33
14	Hu, Zhangbao	04	06	00	00	14	02	08	00	02	00	00	30
15	Zhang, Bin	00	04	00	00	04	00	00	00	00	00	00	07
Totals		31	73	05	09	37	22	67	20	12	05	07	200

FG%: 1ST HALF .324 12/37 2ND HALF .528 19/36 GAME .425 31/73 TEAM REBOUNDS/RETOUR EQUIPE: 05  
FT%: 1ERE DEM. .000 00/00 2EME DEM. .556 05/09 PARTIE .556 05/09

NO.	NAME	FLD.GOALS		FR.THROWS		REBND	FOULS	PTS	ASST	TURN.	BLKED	STEAL	MIN
		PANIER	FGA	LANCERS	FT FTA								
URU													
4	Lopez, Horacio	07	18	05	05	05	04	19	08	04	00	02	40
5	Larrosa, Luis	01	05	02	03	03	02	04	00	00	02	01	12
6	Pierrri Barros, Luis	08	11	01	01	08	01	17	01	00	00	01	33
7	Nunez Gonzalez, Hebert	06	11	04	06	13	03	16	01	05	02	02	35
8	Ruiz Bruno, Wilfredo	05	14	03	04	03	00	13	00	00	00	00	24
9	Perdomo Shaban, Horacio	01	03	00	02	07	05	02	07	04	01	01	40
10	Peinado Stagnero, Carlos	00	00	00	00	00	00	00	00	00	00	00	00
11	Pagani Acosta, Walter	00	00	00	00	00	00	00	00	00	00	00	00
12	Pereyra Mele, Julio	00	00	00	00	00	00	00	00	00	00	00	01
13	Tito Moreno, Alvaro	01	04	01	02	00	00	03	00	00	00	00	15
14	Mignone Crisera, Juan	00	00	00	00	00	00	00	00	00	00	00	00
15	Fratinni Bononi, Victor	00	00	00	00	00	00	00	00	00	00	00	00
Totals		29	66	16	23	39	15	74	17	13	05	07	200

FG%: 1ST HALF .469 15/32 2ND HALF .412 14/34 GAME .439 29/66 TEAM REBOUNDS/RETOUR EQUIPE: 09  
FT%: 1ERE DEM. .875 07/08 2EME DEM. .600 09/15 PARTIE .696 16/23

SCORE BY PERIODS/SCORE PAR PERIODE:					
1ST HALF	2ND HALF	OVERTIME	OVERTIME	FINAL	
1ERE DEM	2ERE DEM	SURTEMPS	SURTEMPS	FINALE	
CHN	24	43	-	-	67
URU	37	37	-	-	74

REFEREES/ARBITRES:  
FIROITTO ITA  
CROUCH AUS

## Men / Semi-Final (CONSOLATION) Statistics Match 31 / Aug. 05

## Hommes / demi-finale (consolation) Statistiques match 31 / 05 Aout

NO.	NAME	FLD.GOALS		FR.THROWS		REBND	FOULS	PTS	ASST	TURN.	BLKED	STEAL	MIN
		PANIER	FGA	LANCERS	FT FTA								
BRA													
04	Guimaraes, Nilo	09	10	00	00	03	00	18	04	03	00	00	22
05	Malvezi, Silvio	06	11	00	00	05	00	12	01	00	01	02	23
06	Victalino, Gerson	01	01	00	00	00	01	02	00	00	00	01	06
07	Setrini Junior, Milton	00	00	00	00	00	00	00	00	00	00	00	00
08	Guimaraes, Ricardo	01	02	00	00	02	02	02	05	06	01	03	18
09	Leite, Marcos	04	07	04	05	05	01	12	05	01	00	00	25
10	Galvao, Eduardo	00	00	00	00	00	00	00	00	00	00	00	00
11	Souza, Marcel	07	12	01	01	01	02	15	00	01	00	00	13
12	Nascimento, Adilson	01	02	00	00	05	02	02	03	01	00	01	27
13	Vido, Marcelo	00	02	00	00	00	01	00	01	01	00	01	07
14	Schmidt, Oscar	12	21	00	00	03	03	24	02	01	00	00	33
15	Andrade, Israel	05	05	03	03	07	04	13	01	00	01	00	26
Totals		46	73	08	09	31	16	100	22	14	03	08	200

FG%: 1ST HALF .718 28/39 2ND HALF .529 18/34 GAME .630 46/73 TEAM REBOUNDS/RETOUR EQUIPE: 03  
FT%: 1ERE DEM. .875 07/08 2EME DEM. 1.000 01/01 PARTIE .889 08/09

NO.	NAME	FLD.GOALS		FR.THROWS		REBND	FOULS	PTS	ASST	TURN.	BLKED	STEAL	MIN
		PANIER	FGA	LANCERS	FT FTA								
FRA													
04	Beugnot, Gregor	00	00	00	00	00	00	00	00	00	00	00	00
05	Senegal, Jean Michel	04	10	00	00	03	03	08	03	02	00	01	21
06	Dacoury, Richard	02	05	00	00	01	00	04	01	00	01	02	16
07	Monclar, Jacques	02	05	00	00	01	01	04	03	02	00	01	19
08	Szanyiel, Philippe	08	11	02	04	06	00	18	00	04	00	01	34
09	Ostrowski, Stephane	03	05	00	00	02	01	06	00	02	01	00	19
10	Deganis, Jean Luc	01	03	00	00	01	03	02	00	01	00	00	10
11	Dubuisson, Herve	06	13	00	00	01	01	12	01	01	00	00	22
12	Cham, Patrick	00	00	00	00	00	00	00	01	00	00	00	00
13	Kaba, Bangaly	00	02	04	06	00	00	04	00	00	00	00	03
14	Beugnot, Eric	10	17	00	00	08	04	20	01	05	00	00	39
15	Vestris, Georges	04	05	00	00	04	01	08	00	00	02	00	17
Totals		40	76	06	10	27	14	86	09	17	04	05	200

FG%: 1ST HALF .605 26/43 2ND HALF .424 14/33 GAME .526 40/76 TEAM REBOUNDS/RETOUR EQUIPE: 07  
FT%: 1ERE DEM. 1.000 01/01 2ERE DEM. .556 05/09 PARTIE .600 06/10

SCORE BY PERIODS/SCORE PAR PERIODE:					
1ST HALF	2ND HALF	OVERTIME	OVERTIME	FINAL	
1ERE DEM	2ERE DEM	SURTEMPS	SURTEMPS	FINALE	
BRA	63	37	-	-	100
FRA	53	33	-	-	86

REFEREES/ARBITRES:  
HOLDEN AUS  
LO CHN

## Men / Semi-Final (Consolation) Statistics Match 32 / Aug. 05

## Hommes / demi-finale (consolation) Statistiques match 32 / 05 Aout

NO.	NAME	FLD.GOALS		FR.THROWS		REBND	FOULS	PTS	ASST	TURN.	BLKED	STEAL	MIN
		PANIER	FGA	LANCERS	FT FTA								
CHN													
04	Wang, Haibo	00	00	00	00	00	00	00	00	00	00	00	00
05	Lu, Jinqing	00	00	00	00	02	03	00	03	03	00	00	08
06	Huang, Yunlong	07	11	02	02	07	04	16	06	01	00	00	32
07	Guo, Yonglin	00	00	00	00	00	00	00	00	00	00	00	00
08	Kuang, Lubin	01	01	00	00	00	00	02	00	00	00	00	02
09	Ji, Zhaoguang	00	00	00	00	00	00	00	00	00	00	00	00
10	Li, Yaguang	11	20	01	02	04	05	23	03	03	00	03	38
11	Sun, Fengwu	00	00	00	00	04	05	00	08	01	00	01	32
12	Wang, Libin	07	13	07	13	05	05	21	00	04	00	00	36
13	Liu, Jianli	04	10	06	07	07	02	14	02	01	00	00	40
14	Hu, Zhangbao	00	01	00	00	01	00	00	01	00	00	00	04
15	Zhang, Bin	00	00	00	00	02	01	00	00	00	00	00	08
Totals		30	56	16	24	32	25	76	23	13	00	04	200

FG%: 1ST HALF .533 16/30 2ND HALF .538 14/26 GAME .536 30/56 TEAM REBOUNDS/RETOUR EQUIPE: 06  
FT%: 1ERE DEM. .615 08/13 2EME DEM. .727 08/11 PARTIE .667 16/24

NO.	NAME	FLD.GOALS		FR.THROWS		REBND	FOULS	PTS	ASST	TURN.	BLKED	STEAL	MIN
		PANIER	FGA	LANCERS	FT FTA								
EGY													
04	Bekhit, Khaled	00	00	00	00	00	00	00	00	00	00	00	00
05	Khaled, Mohamed	03	06	02	02	02	02	08	00	00	00	02	20
06	Attalah, Alain	04	06	00	03	01	03	08	04	00	00	00	27
07	Soliman, Mohamed	06	11	10	25	13	04	22	01	03	01	00	40
08	Rabieh, Abdelkader	05	13	00	00	06	05	10	00	00	04	00	22
09	Abdelmeguid, Amr	04	08	00	00	02	05	08	05	04	00	01	30
10	Elgazzar, Abdelhadi	00	00	00	00	00	00	00	00	00	00	00	00
11	Shouman, Amin	02	02	01	02	02	01	05	00				



Men / Quarter-Final  
Statistics Match 34 / Aug. 06

Hommes / quarts de finale  
Statistiques match 34 / 06 Aout

NO.	NAME	FLD.GOALS		FR.THROWS		REBND	FOULS	PTS	ASST	TURN.	BLKED	STEAL	MIN
		PANIERIERS	LANCERS	RETOUR	FTES								
		FG	FGA	FT	FTA								
YUG 110-URU 82													
04	Petrovic, Drazen	08	12	04	04	01	01	20	08	01	01	02	28
05	Petrovic, Aleksandar	00	00	00	00	02	01	00	04	02	00	01	09
06	Zorkic, Nebojsa	08	09	03	07	04	03	19	02	01	00	03	21
07	Zizic, Rajko	02	07	00	00	07	05	04	01	00	03	00	18
08	Sunara, Ivan	02	06	04	06	03	02	08	01	02	02	02	14
09	Mutapcic, Emir	01	03	02	02	02	00	04	02	02	00	02	16
10	Hadzic, Saabit	02	03	00	00	00	01	04	02	01	00	00	10
11	Knego, Andro	01	02	00	00	04	01	02	00	01	00	00	08
12	Radovanovic, Ratko	08	13	02	02	07	04	18	01	03	02	00	32
13	Nakic-Vojnovic, Mihovil	02	05	01	02	10	02	05	02	02	01	00	15
14	Dalipagic, Drazen	11	14	02	04	06	02	24	03	02	00	00	22
15	Vukicevic, Branko	01	01	00	00	03	01	02	00	00	00	00	07
Totals		46	75	18	27	49	23	110	26	17	09	10	200

FG%: 1ST HALF .686 24/35 2ND HALF .550 22/40 GAME .613 46/75 TEAM REBOUNDS/RETOUR EQUIPE: 09  
FT%: 1ERE DEM. .625 05/08 2EME DEM. .684 13/19 PARTIE .667 18/27

NO.	NAME	FLD.GOALS		FR.THROWS		REBND	FOULS	PTS	ASST	TURN.	BLKED	STEAL	MIN
		PANIERIERS	LANCERS	RETOUR	FTES								
		FG	FGA	FT	FTA								
URU													
04	Lopez, Horacio	12	29	03	05	11	01	27	05	04	00	03	36
05	Larrosa, Luis	01	04	00	00	05	05	02	00	03	00	00	13
06	Pierrri Barros, Luis	05	07	06	09	04	01	16	01	03	00	00	24
07	Nunez Gonzalez, Hebert	08	14	02	05	05	02	18	02	03	00	03	30
08	Ruiz Bruno, Wilfredo	04	15	00	00	00	03	08	01	00	00	00	24
09	Perdomo Shaban, Horacio	00	00	00	03	02	05	00	02	01	00	02	23
10	Peinado Stagnero, Carlos	01	03	01	02	02	04	03	05	01	00	01	17
11	Pagani Acosta, Walter	00	00	00	00	00	00	00	00	00	00	00	00
12	Pereyra Mele, Julio	00	00	00	00	00	00	00	00	00	00	00	00
13	Tito Moreno, Alvaro	04	08	00	00	00	05	08	02	00	00	00	20
14	Mignone Crisera, Juan	00	02	00	00	01	01	00	00	00	00	00	05
15	Frattini Bononi, Victor	00	01	00	00	00	01	00	00	02	02	00	08
Totals		35	83	12	24	30	28	82	18	17	02	09	200

FG%: 1ST HALF .381 16/42 2ND HALF .463 19/41 GAME .422 35/83 TEAM REBOUNDS/RETOUR EQUIPE: 10  
FT%: 1ERE DEM. .545 06/11 2ERE DEM. .462 06/13 PARTIE .500 12/24

SCORE BY PERIODS/SCORE PAR PERIODE:				
1ST HALF	2ND HALF	OVERTIME	OVERTIME	FINAL
1ERE DEM	2ERE DEM	SURTEMPS	SURTEMPS	FINALE
YUG	53	57	-	110
URU	38	44	-	82

REFEREES/ARBITRES:  
MAININI FRA  
CLINE CAN  
TECHNICAL FOULS/FAUTES TECHNIQUES: LARROSA URU

Men / Quarter-Final  
Statistics Match 35 / Aug. 05

Hommes / quarts de finale  
Statistiques match 35 / 06 Aout

NO.	NAME	FLD.GOALS		FR.THROWS		REBND	FOULS	PTS	ASST	TURN.	BLKED	STEAL	MIN
		PANIERIERS	LANCERS	RETOUR	FTES								
		FG	FGA	FT	FTA								
ESP 101-AUS 93													
04	Beiran, Jose Manuel	00	00	00	00	00	00	00	00	00	00	00	00
05	Llorente, Jose Luis	01	02	02	02	01	02	04	01	00	00	00	10
06	Arcega, Fernando	00	00	00	00	00	00	00	00	00	00	00	00
07	Margall Jose Maria	05	06	00	00	01	03	10	01	00	00	00	15
08	Jimenez, Andres	07	07	00	03	05	05	14	01	02	00	02	38
09	Romay, Fernando	01	04	00	00	03	02	02	00	00	00	00	06
10	Martin, Fernando	10	14	05	06	04	03	25	00	03	01	00	36
11	Corbalan, Juan Antonio	00	03	04	04	03	02	04	03	05	00	02	22
12	Solozabal, Ignacio	00	01	00	00	00	01	00	03	01	00	00	10
13	De La Cruz, Juan Domingo	00	00	00	00	00	00	00	00	00	00	00	00
14	Lopez, Juan Maria	05	07	07	11	05	02	17	04	00	00	02	26
15	San Epifanio, Juan Antoni	08	15	09	14	02	01	25	06	04	00	03	37
Totals		37	59	27	40	24	21	101	19	15	01	09	200

FG%: 1ST HALF .533 16/30 2ND HALF .724 21/29 GAME .627 37/59 TEAM REBOUNDS/RETOUR EQUIPE: 10  
FT%: 1ERE DEM. .591 13/22 2EME DEM. .778 14/18 PARTIE .675 27/40

NO.	NAME	FLD.GOALS		FR.THROWS		REBND	FOULS	PTS	ASST	TURN.	BLKED	STEAL	MIN
		PANIERIERS	LANCERS	RETOUR	FTES								
		FG	FGA	FT	FTA								
AUS													
04	Campbell, Andrew	00	00	00	00	00	00	00	00	00	00	00	00
05	Keogh, Damian	00	00	00	00	00	00	00	00	00	00	00	00
06	Smyth, Philip	07	09	01	01	00	02	15	07	02	00	03	35
07	Sengstock, Larry	05	10	04	07	09	05	14	01	01	00	03	25
08	Dalton, Mark	00	00	00	00	00	00	00	00	00	00	00	01
09	Carroll, Wayne	09	16	00	00	04	02	18	01	04	00	00	29
10	Dalgleish, Melvyn	00	03	00	00	05	03	00	01	00	00	02	15
11	Gaze, Andrew	03	05	01	01	01	03	07	01	04	00	00	16
12	Davies, Ian	09	15	02	02	01	05	20	06	04	00	01	29
13	Morseu, Daniel	03	05	02	02	03	01	08	00	01	00	00	11
14	Dalton, Bradley	01	01	00	00	04	03	02	02	01	01	00	14
15	Bomer, Raymond	04	06	01	01	02	04	09	02	03	01	01	25
Totals		41	70	11	14	29	28	93	21	20	02	10	200

FG%: 1ST HALF .533 16/30 2ND HALF .625 25/40 GAME .586 41/70 TEAM REBOUNDS/RETOUR EQUIPE: 04  
FT%: 1ERE DEM. .750 06/08 2ERE DEM. .833 05/06 PARTIE .786 11/14

SCORE BY PERIODS/SCORE PAR PERIODE:				
1ST HALF	2ND HALF	OVERTIME	OVERTIME	FINAL
1ERE DEM	2ERE DEM	SURTEMPS	SURTEMPS	FINALE
ESP	45	56	-	101
AUS	38	55	-	93

REFEREE/ARBITRES:  
REYNOSO USA  
ZANOLIN CAN

Men / Quarter-Final  
Statistics Match 36 / Aug. 06

Hommes / quarts de finale  
Statistiques match 36 / 06 Aout

NO.	NAME	FLD.GOALS		FR.THROWS		REBND	FOULS	PTS	ASST	TURN.	BLKED	STEAL	MIN
		PANIERIERS	LANCERS	RETOUR	FTES								
		FG	FGA	FT	FTA								
USA 76-FRG 67													
04	Alford, Steve	07	12	03	03	03	01	17	03	01	00	04	33
05	Wood, Leon	02	05	03	04	01	04	07	02	01	00	00	19
06	Ewing, Patrick	02	04	03	04	03	02	07	00	00	02	00	18
07	Fleming, Vern	01	02	00	00	00	03	02	02	02	00	01	08
08	Robertson, Alvin	02	02	00	00	01	02	04	02	02	00	03	10
09	Jordan, Michael	04	14	06	10	04	03	14	03	06	01	01	23
10	Kleine Joseph	01	01	00	00	01	00	02	00	00	00	00	06
11	Koncak, Jon	00	00	00	00	00	01	00	00	00	00	00	02
12	Tisdale, Wayman	04	06	03	05	08	05	11	00	01	00	01	26
13	Mullin, Chris	05	12	00	00	03	03	10	00	01	00	01	24
14	Perkins, Samuel	01	03	02	02	02	03	04	01	00	01	01	18
15	Turner, Jeffrey	00	01	00	00	01	03	00	01	00	00	00	13
Totals		29	62	20	28	27	30	78	14	14	04	12	200

FG%: 1ST HALF .462 18/39 2ND HALF .478 11/23 GAME .468 29/62 TEAM REBOUNDS/RETOUR EQUIPE: 10  
FT%: 1ERE DEM. .833 10/12 2EME DEM. .625 10/16 PARTIE .714 20/28

NO.	NAME	FLD.GOALS		FR.THROWS		REBND	FOULS	PTS	ASST	TURN.	BLKED	STEAL	MIN
		PANIERIERS	LANCERS	RETOUR	FTES								
		FG	FGA	FT	FTA								
FRG													
04	Komer, Christoph	01	03	01	02	03	02	03	02	04	00	01	27
05	Kadlec, Vladimir	00	00	00	00	00	00	00	00	00	00	00	04
06	Brauer, Uwe	03	05	00	00	00	00	06	00	00	00	00	05
07	Sauer, Uwe	00	01	04	04	00	03	04	02	02	00	00	13
08	Peters, Ulrich	00	01	00	00	04	03	00	01	04	00	01	18
09	Zander, Klaus	02	05	00	00	00	01	04	01	03	00	00	15

# Basketball

## Men / Classification Semi-Final Statistics Match 38 / Aug. 08

## Hommes / demi-finale classement Statistiques match 38 / 08 Aout

NO.	NAME	FLD. GOALS		FR. THROWS		REBND	FOULS	PTS	ASST	TURN.	BLKED	STEAL	MIN
		PANIER	LANCERS	RETOUR	FTES								
		FG	FGA	FT	FTA								
ITA													
04	Cagliaris, Carlo	00	00	01	02	00	00	01	03	02	00	00	04
05	Premier, Roberto	03	04	02	02	01	01	08	01	01	00	00	09
06	Bonamico, Marco	00	01	02	02	01	02	02	00	01	00	00	06
07	Gilardi, Enrico	00	00	01	02	01	02	01	01	00	00	00	05
08	Magnifico, Walter	01	04	01	03	00	03	03	00	01	00	00	12
09	Brunamonti, Roberto	03	06	00	00	02	00	06	02	00	00	02	18
10	Villalta, Renato	05	09	00	00	12	00	10	00	02	00	01	20
11	Meneghin, Dino	04	07	02	04	08	04	10	00	00	00	00	22
12	Riva, Antonello	12	20	06	10	02	04	30	02	02	00	03	31
13	Vecchiato, Renzo	02	05	06	12	05	03	10	01	02	01	02	26
14	Marzorati, Pierluigi	01	03	02	03	03	01	04	13	00	00	01	22
15	Sacchetti, Romeo	06	12	01	01	03	04	13	03	01	00	03	25
Totals		37	71	24	41	38	24	98	26	12	01	12	200

FG%: 1ST HALF .457 16/35 2ND HALF .583 21/36 GAME .521 37/71 TEAM REBOUNDS/RETOUR EQUIPE: 12  
FT%: 1ERE DEM. .565 13/23 2EME DEM. .611 11/18 PARTIE .585 24/41

NO.	NAME	FLD. GOALS		FR. THROWS		REBND	FOULS	PTS	ASST	TURN.	BLKED	STEAL	MIN
		PANIER	LANCERS	RETOUR	FTES								
		FG	FGA	FT	FTA								
FRG													
04	Korner, Christoph	01	02	00	00	01	00	02	02	02	00	03	22
05	Kadlec, Vladimir	01	01	00	00	01	01	02	03	01	00	00	09
06	Brauer, Uwe	00	02	00	00	01	00	00	00	00	00	00	04
07	Sauer, Uwe	00	00	00	00	01	00	00	00	01	00	00	03
08	Peters, Ulrich	04	06	02	03	05	02	10	02	00	00	03	26
09	Zander, Klaus	03	09	01	03	03	03	07	01	04	00	00	17
10	Pappert, Michael	01	06	00	00	00	03	02	01	01	00	00	11
11	Sowa, Armin	03	03	04	04	02	01	10	01	01	01	00	19
12	Schrempf, Detlef	03	12	06	07	07	04	12	02	02	01	01	32
13	Blab, Uwe	05	10	03	04	06	05	13	02	05	00	01	32
14	Mendel, Ingo	02	06	05	08	03	03	09	03	01	02	00	17
15	Welp, Christian	01	02	02	03	02	05	04	00	02	00	00	08
Totals		24	59	23	32	31	28	71	17	20	04	08	200

FG%: 1ST HALF .379 11/29 2ND HALF .433 13/30 GAME .407 24/59 TEAM REBOUNDS/RETOUR EQUIPE: 14  
FT%: 1ERE DEM. .722 13/18 2ERE DEM. .714 10/14 PARTIE .719 23/32

### SCORE BY PERIODS/SCORE PAR PERIODE:

	1ST HALF	2ND HALF	OVERTIME	OVERTIME	FINAL
	1ERE DEM	2ERE DEM	SURTEMPS	SURTEMPS	FINALE
ITA	45	53	-	-	98
FRG	35	36	-	-	71

### REFEREES/ARBITRES:

ZANOLIN CAN  
NICHOLS USA  
TECHNICAL FOULS / FAUTES TECHNIQUES: SCHREMPF FRG  
PAPPERT-2 FRG

## Men/Semi-Final Statistics Match 39 / Aug. 08

## Hommes / demi-finale Statistiques match 39 / 08 Aout

NO.	NAME	FLD. GOALS		FR. THROWS		REBND	FOULS	PTS	ASST	TURN.	BLKED	STEAL	MIN
		PANIER	LANCERS	RETOUR	FTES								
		FG	FGA	FT	FTA								
YUG													
04	Petrovic, Drazen	08	17	00	00	02	05	16	02	05	00	00	36
05	Petrovic, Aleksandar	00	02	00	00	00	03	00	02	03	00	01	23
06	Zorkic, Nebojsa	01	02	00	00	01	02	00	01	02	00	00	11
07	Zizic, Rajko	00	01	00	00	01	02	00	01	00	00	00	15
08	Sunara, Ivan	00	01	00	00	00	00	00	00	00	00	00	05
09	Mutapic, Emir	00	01	00	00	02	02	00	01	02	00	01	10
10	Hadzic, Saabit	00	00	00	00	00	00	00	00	00	00	00	00
11	Krnegovic, Andro	02	06	02	03	03	01	06	00	00	00	01	14
12	Radovanovic, Ratko	06	11	03	06	08	03	15	00	03	00	00	25
13	Nakic-Vojnovic, Mihovil	03	05	00	00	04	02	06	01	00	00	02	26
14	Dalipagic, Drazen	08	21	00	00	06	02	16	01	03	00	01	35
15	Vukicevic, Branko	00	00	00	00	00	00	00	00	00	00	00	00
Totals		28	67	05	09	27	21	61	09	18	00	06	200

FG%: 1ST HALF .462 18/39 2ND HALF .357 10/28 GAME .418 28/67 TEAM REBOUNDS/RETOUR EQUIPE: 07  
FT%: 1ERE DEM. .667 04/06 2EME DEM. .333 01/03 PARTIE .556 05/09

NO.	NAME	FLD. GOALS		FR. THROWS		REBND	FOULS	PTS	ASST	TURN.	BLKED	STEAL	MIN
		PANIER	LANCERS	RETOUR	FTES								
		FG	FGA	FT	FTA								
ESP													
04	Beiran, Jose Manuel	00	00	00	00	00	00	00	00	00	00	00	00
05	Llorente, Jose Luis	02	02	04	05	02	01	08	04	03	00	02	22
06	Arcega, Fernando	00	00	00	00	00	00	00	00	00	00	00	00
07	Margall, Jose Maria	07	08	02	02	03	04	16	01	03	00	00	24
08	Jimenez, Andres	05	12	03	04	04	01	13	00	01	00	00	31
09	Romay, Fernando	03	04	00	00	09	02	06	01	00	03	00	26
10	Martin, Fernando	03	07	00	00	05	00	06	02	04	01	03	23
11	Corbalan, Juan Antonio	02	03	02	02	00	00	06	03	02	00	00	16
12	Solozabal, Ignacio	01	01	01	03	02	01	03	00	00	00	00	08
13	De La Cruz, Juan Domingo	00	00	00	00	00	00	00	00	00	00	00	00
14	Lopez, Juan Maria	02	02	00	00	02	00	04	01	02	00	00	15
15	San Epifanio, Juan Antoni	05	15	02	02	04	00	12	01	05	00	00	35
Totals		30	54	14	18	31	09	74	13	20	04	05	200

FG%: 1ST HALF .483 14/29 2ND HALF .640 16/25 GAME .556 30/54 TEAM REBOUNDS/RETOUR EQUIPE: 06  
FT%: 1ERE DEM. .778 07/09 2ERE DEM. .778 07/09 PARTIE .778 14/18

### SCORE BY PERIODS/SCORE PAR PERIODE:

	1ST HALF	2ND HALF	OVERTIME	OVERTIME	FINAL
	1ERE DEM	2ERE DEM	SURTEMPS	SURTEMPS	FINALE
YUG	40	21	-	-	61
ESP	35	39	-	-	74

### REFEREES/ARBITRES:

CLINE CAN  
REYNOSO USA

# Basket-ball

## Men / Semi-Final Statistics Match 40 / Aug. 08

## Hommes / demi-finale Statistiques match 40 / 08 Aout

NO.	NAME	FLD. GOALS		FR. THROWS		REBND	FOULS	PTS	ASST	TURN.	BLKED	STEAL	MIN
		PANIER	LANCERS	RETOUR	FTES								
		FG	FGA	FT	FTA								
USA													
04	Alford, Steve	03	08	00	00	07	03	06	05	02	00	01	33
05	Wood, Leon	02	04	04	04	01	03	08	04	01	00	00	23
06	Ewing, Patrick	04	12	02	02	07	03	10	00	02	06	02	21
07	Fleming, Vern	00	00	00	00	00	00	00	00	00	00	00	00
08	Robertson, Alvin	01	01	00	00	01	04	02	00	00	00	01	10
09	Jordan, Michael	05	15	03	03	04	03	13	03	01	01	01	21
10	Kleine, Joseph	01	01	00	00	00	00	02	00	00	01	00	04
11	Koncak, Jon	00	00	00	00	00	00	00	00	00	00	00	03
12	Tisdale, Wayman	03	08	03	05	08	04	09	00	01	03	01	26
13	Mullin, Chris	10	16	00	00	02	03	20	02	00	02	01	34
14	Perkins, Samuel	04	08	00	00	11	02	08	04	02	01	00	23
15	Turner, Jeffrey	00	00	00	00	00	00	00	00	00	00	00	02
Totals		33	73	12	14	41	25	78	18	09	14	07	200

FG%: 1ST HALF .459 17/37 2ND HALF .444 16/36 GAME .452 33/73 TEAM REBOUNDS/RETOUR EQUIPE: 02  
FT%: 1ERE DEM. 1.000 09/09 2EME DEM. .600 03/05 PARTIE .857 12/14

NO.	NAME	FLD. GOALS		FR. THROWS		REBND	FOULS	PTS	ASST	TURN.	BLKED	STEAL	MIN
		PANIER	LANCERS	RETOUR	FTES								
		FG	FGA	FT	FTA								
CAN													
04	Kelsey, Howard	01	04	01	02	01	02	03	03	01	00	00	13
05	Simms, Tony	02	11	00	00	05	04	04	01	04	00	00	24
06	Pasquale, Eli	04	08	00	00	05	03	08	03	01	00	00	27
07	Tilleran, Karl	02	06	00	00	01	01	04	01	02	00	01	16
08	Kazanowski, Gerald	00	03	00	02	03	05	00	00	04	00	00	15
09	Triano, Jay	07	15	02	02	02	01						





**Men / Final (9th And 10th Places)**  
Statistics Match 42 / Aug. 09

**Hombres / finale (9eme et 10eme places)**  
Statistiques match 42 / 09 Aout

NO.	NAME	FLD.GOALS		FR.THROWS		REBND	FOULS	PTS	ASST	TURN.	BLKD	STEAL	MIN
		PANIERIERS	LANCERS	FR.	FT.								
		FG	FGA	FT	FTA	RETOUR FTES		ERR.		SHOTS			
<b>BRA</b>													
04	Guimaraes, Nilo	03	05	00	00	05	02	06	07	03	00	00	24
05	Malvezi, Silvio	00	01	00	00	03	00	00	00	01	00	00	04
06	Victalino, Gerson	00	01	00	00	00	00	00	00	00	00	00	01
07	Setrini Junior, Milton	02	04	00	00	01	04	04	04	01	00	01	12
08	Guimaraes, Ricardo	03	03	00	00	02	02	06	02	03	00	02	13
09	Leite, Marcos	05	09	03	07	08	02	13	05	03	01	00	35
10	Galvao, Eduardo	00	00	00	00	00	00	00	00	00	00	00	00
11	Souza, Marcel	05	11	08	11	01	01	18	01	02	00	00	26
12	Nascimento, Adilson	00	03	00	00	02	02	00	00	02	00	00	16
13	Vido, Marcelo	00	03	00	00	01	00	00	00	01	00	01	11
14	Schmidt, Oscar	12	18	05	08	04	00	29	00	00	00	02	27
15	Andrade, Israel	04	06	02	02	05	01	10	00	03	03	02	31
<b>Totals</b>		<b>34</b>	<b>64</b>	<b>18</b>	<b>28</b>	<b>32</b>	<b>14</b>	<b>86</b>	<b>19</b>	<b>19</b>	<b>04</b>	<b>08</b>	<b>200</b>
FG%: 1ST HALF .516 16/31 2ND HALF .545 18/31 GAME .531 34/64 TEAM REBOUNDS/RETOUR EQUIPE: 11													
FT%: 1ERE DEM. .556 10/18 2EME DEM. .800 08/10 PARTIE .643 18/28													

NO.	NAME	FLD.GOALS		FR.THROWS		REBND	FOULS	PTS	ASST	TURN.	BLKD	STEAL	MIN
		PANIERIERS	LANCERS	FR.	FT.								
		FG	FGA	FT	FTA	RETOUR FTES		ERR.		SHOTS			
<b>CHN</b>													
04	Wang, Haibo	02	04	00	00	01	05	04	01	02	00	01	16
05	Lu, Jinqing	02	05	02	06	02	04	06	06	01	00	00	20
06	Huang, Yunlong	07	08	00	00	08	05	14	04	03	00	02	25
07	Guo, Yonglin	00	00	00	00	00	00	00	00	00	00	00	00
08	Kuang, Lubin	04	07	00	00	00	03	08	03	01	00	01	17
09	Ji, Zhaoguang	00	00	00	00	00	00	00	00	00	00	00	00
10	Li, Yaguang	02	05	00	00	00	01	04	00	02	00	00	10
11	Bun, Fengwu	09	15	00	00	05	01	16	08	03	01	04	40
12	Wang, Libin	07	10	00	00	04	02	14	03	03	00	00	26
13	Liu, Jianli	04	16	00	00	06	04	10	04	01	00	01	33
14	Hu, Zhangbao	00	02	00	00	03	01	00	00	01	00	00	11
15	Zhang, Bin	00	00	00	00	00	00	00	00	00	00	00	02
<b>Totals</b>		<b>37</b>	<b>72</b>	<b>02</b>	<b>06</b>	<b>29</b>	<b>26</b>	<b>76</b>	<b>29</b>	<b>17</b>	<b>01</b>	<b>09</b>	<b>200</b>
FG%: 1ST HALF .500 20/40 2ND HALF .531 17/32 GAME .514 37/72 TEAM REBOUNDS/RETOUR EQUIPE: 07													
FT%: 1ERE DEM. .000 00/00 2ERE DEM. .333 02/06 PARTIE .333 02/06													

SCORE BY PERIODS/SCORE PAR PERIODE:					
	1ST HALF	2ND HALF	OVERTIME	OVERTIME	FINAL
	1ERE DEM	2ERE DEM	SURTEMPS	SURTEMPS	FINALE
BRA	42	44	-	-	86
CHN	40	36	-	-	76

REFEREES/ARBITRES:  
HOLDEN AUS  
ABDEL-SALEN EGY

**Men / Final (3rd And 4th Places)**  
Statistics Match 43 / Aug. 09

**Hommnes / finale (3eme et 4eme places)**  
Statistiques match 43 / 09 Aout

NO.	NAME	FLD.GOALS		FR.THROWS		REBND	FOULS	PTS	ASST	TURN.	BLKD	STEAL	MIN
		PANIERIERS	LANCERS	FR.	FT.								
		FG	FGA	FT	FTA	RETOUR FTES		ERR.		SHOTS			
<b>YUG</b>													
04	Petrovic, Brazen	05	12	02	03	02	03	12	03	02	00	01	36
05	Petrovic, Aleksandar	04	08	07	08	06	04	15	04	01	00	01	25
06	Zorkic, Nebojsa	02	05	00	00	00	04	04	02	02	00	00	15
07	Zizic, Rajko	00	03	00	00	07	02	00	01	02	03	03	16
08	Sunara, Ivan	01	03	02	03	03	01	04	01	00	00	00	04
09	Mutapcic, Emir	01	01	00	00	01	00	02	01	00	00	01	04
10	Hadzic, Saabit	00	00	00	00	00	00	00	00	00	00	00	00
11	Knego, Andro	02	04	00	00	06	01	04	04	01	01	01	29
12	Radovanovic, Ratko	03	06	02	06	04	05	08	03	01	02	01	23
13	Nakic-Vojnovic, Mihovovil	01	05	00	00	04	02	02	00	00	03	00	12
14	Dalipagic, Brazen	16	25	05	08	03	01	37	01	01	00	00	36
15	Vukicevic, Branko	00	00	00	00	00	00	00	00	00	00	00	00
<b>Totals</b>		<b>35</b>	<b>72</b>	<b>18</b>	<b>28</b>	<b>36</b>	<b>23</b>	<b>88</b>	<b>20</b>	<b>10</b>	<b>09</b>	<b>08</b>	<b>200</b>
FG%: 1ST HALF .442 19/43 2ND HALF .552 16/29 GAME .486 35/72 TEAM REBOUNDS/RETOUR EQUIPE: 14													
FT%: 1ERE DEM. .750 06/08 2EME DEM. .600 12/20 PARTIE .643 18/28													

NO.	NAME	FLD.GOALS		FR.THROWS		REBND	FOULS	PTS	ASST	TURN.	BLKD	STEAL	MIN
		PANIERIERS	LANCERS	FR.	FT.								
		FG	FGA	FT	FTA	RETOUR FTES		ERR.		SHOTS			
<b>CAN</b>													
04	Kelsey, Howard	01	01	00	00	01	00	02	00	00	00	00	05
05	Simms, Tony	03	12	04	06	03	05	10	02	00	00	02	23
06	Pasquale, Eli	05	13	06	06	06	04	16	05	01	00	02	35
07	Tilleman, Karl	06	10	01	02	02	02	13	01	00	00	01	20
08	Kazanowski, Gerald	03	07	02	03	06	03	08	02	02	00	00	22
09	Triano, Jay	03	12	04	05	07	02	10	04	02	01	01	34
10	Hatch, John	00	00	00	00	01	00	00	00	01	00	00	01
11	Herbert, Gord	00	00	00	00	00	00	00	00	00	00	00	00
12	Wennington, Bill	04	07	03	05	02	04	11	00	02	02	00	19
13	Raffin, Romel	00	00	00	00	00	00	00	00	00	00	00	00
14	Wiltjer, Greg	05	11	02	04	08	02	12	00	02	00	01	26
15	Meagher, Dan	00	01	00	00	01	05	00	04	01	00	00	15
<b>Totals</b>		<b>30</b>	<b>74</b>	<b>22</b>	<b>31</b>	<b>37</b>	<b>27</b>	<b>82</b>	<b>18</b>	<b>11</b>	<b>03</b>	<b>07</b>	<b>200</b>
FG%: 1ST HALF .395 15/38 2ND HALF .417 15/36 GAME .405 30/74 TEAM REBOUNDS/RETOUR EQUIPE: 13													
FT%: 1ERE DEM. .800 08/10 2ERE DEM. .667 14/21 PARTIE .710 22/31													

SCORE BY PERIODS/SCORE PAR PERIODE:					
	1ST HALF	2ND HALF	OVERTIME	OVERTIME	FINAL
	1ERE DEM	2ERE DEM	SURTEMPS	SURTEMPS	FINALE
YUG	44	44	-	-	88
CAN	38	44	-	-	82

REFEREES/ARBITRES:  
NICHOLS USA  
KOTLEBA TCH

TECHNICAL FOULS/FAUTES TECHNIQUES: NOVOSEL(COACH) YUG

**Men / Final (7th And 8th Places)**  
Statistics Match 44 / Aug. 10

**Hombres / finale (7 eme et 8 eme places)**  
Statistiques match 44 / 10 Aout

NO.	NAME	FLD.GOALS		FR.THROWS		REBND	FOULS	PTS	ASST	TURN.	BLKD	STEAL	MIN
		PANIERIERS	LANCERS	FR.	FT.								
		FG	FGA	FT	FTA	RETOUR FTES		ERR.		SHOTS			
<b>AUS</b>													
04	Campbell, Andrew	00	00	00	00	00	00	00	00	00	00	00	00
05	Keogh, Damian	00	01	00	00	00	01	00	02	00	00	00	07
06	Smyth, Philip	10	13	02	03	02	02	22	01	02	00	02	33
07	Sengstock, Larry	03	04	02	02	01	05	08	01	02	00	00	24
08	Dalton, Mark	02	02	02	03	01	03	06	00	00	00	01	12
09	Carroll, Wayne	02	06	00	00	02	02	04	02	01	00	02	22
10	Dalgleish, Melvyn	00	00	00	00	01	02	00	00	00	00	00	04
11	Gaze, Andrew	06	10	00	02	01	03	12	01	01	00	02	18
12	Davies, Ian	06	13	03	05	03	02	15	02	03	00	02	26
13	Morseu, Daniel	03	10	00	00	01	01	06	01	00	01	02	14
14	Dalton, Bradley	02	05	00	00	04	04	04	00	00	00	02	20
15	Borner, Raymond	02	05	02	02	01	05	06	01	02	00	00	20
<b>Totals</b>		<b>36</b>	<b>69</b>	<b>11</b>	<b>17</b>	<b>17</b>	<b>30</b>	<b>83</b>	<b>11</b>	<b>11</b>	<b>01</b>	<b>13</b>	<b>200</b>
FG%: 1ST HALF .667 20/30 2ND HALF .410 16/39 GAME .522 36/69 TEAM REBOUNDS/RETOUR EQUIPE: 09													
FT%: 1ERE DEM. .600 06/10 2EME DEM. .714 05/07 PARTIE .647 11/17													

NO.	NAME	FLD.GOALS		FR.THROWS		REBND	FOULS	PTS	ASST	TURN.	BLKD	STEAL	MIN
		PANIERIERS	LANCERS	FR.	FT.								
		FG	FGA	FT	FTA	RETOUR FTES		ERR.		SHOTS			
<b>FRG</b>													
04	Korner, Christoph	02	03	05	07	03	04	09	03	02	00	02	27
05	Kadlec, Vladimir	00	01	01	02	00	00	01	00	01	00	00	04
06	Brauer, Uwe	00	01	00	00	01	00	00					

# Basketball

Men / Final (1st And 2nd Places)  
Statistics Match 46 / Aug. 10

Hommes / finale (1 ere et 2 eme places)  
Statistiques match 46 / 10 Aout

USA NO.	NAME	FLD. PANIERS	GOALS FGA	FR. THROWS LANCERS	REBND RETOUR	FOULS FTES	PTS	ASST	TURN. ERR.	BLKED	STEAL	MIN
USA												
04	Alford, Steve	05	06	00	00	00	00	10	07	03	00	01 27
05	Wood, Leon	02	03	02	02	02	01	06	08	01	00	00 20
06	Ewing, Patrick	04	06	01	01	04	02	09	01	01	01	01 19
07	Fleming, Vern	03	08	03	06	02	01	09	00	00	00	02 20
08	Robertson, Alvin	03	03	00	00	02	03	06	03	01	00	01 13
09	Jordan, Michael	09	15	02	05	01	03	20	02	01	01	03 28
10	Kleine, Joseph	02	02	00	00	03	01	04	00	00	00	00 05
11	Koncak, Jon	01	01	00	00	02	02	02	00	00	00	00 05
12	Tisdale, Wayman	04	05	06	07	06	04	14	00	01	00	01 16
13	Mullin, Chris	01	01	02	04	02	02	04	06	02	00	00 13
14	Perkins, Samuel	05	08	02	03	07	04	12	01	05	00	02 28
15	Turner, Jeffrey	00	03	00	00	02	02	00	01	01	00	00 06
Totals		39	61	18	28	33	25	96	29	16	02	11 200

FG%: 1ST HALF .645 20/31 2ND HALF .633 19/30 GAME .639 39/61 TEAM REBOUNDS/RETOUR EQUIPE: 09  
FT%: 1ERE DEM. .808 12/20 2EME DEM. .750 06/08 PARTIE .643 18/28

ESP NO.	NAME	FLD. PANIERS	GOALS FGA	FR. THROWS LANCERS	REBND RETOUR	FOULS FTES	PTS	ASST	TURN. ERR.	BLKED	STEAL	MIN
ESP												
04	Beiran, Jose Manuel	00	00	00	00	00	00	00	02	00	00	02
05	Llorente, Jose Luis	01	03	00	00	01	01	02	04	01	00	00 17
06	Arcega, Fernando	01	02	00	00	00	00	02	00	00	00	00 05
07	Margall, Jose Maria	01	07	08	10	03	02	10	00	01	00	00 28
08	Jimenez, Andres	06	12	04	04	08	02	16	00	03	00	01 30
09	Romay, Fernando	02	04	01	04	05	05	05	01	03	03	01 25
10	Martin, Fernando	04	13	06	06	03	02	14	00	01	01	01 20
11	Corbalan, Juan Antonio	01	02	04	04	01	00	06	01	03	00	00 13
12	Solozabal, Ignacio	00	01	00	00	02	02	00	01	02	00	00 14
13	De La Cruz, Juan Domingo	00	01	00	00	00	01	00	00	00	01	00 05
14	Lopez, Juan Maria	03	04	00	00	01	03	06	01	07	00	01 15
15	San Epifanio, Juan Antoni	02	08	00	00	03	05	04	03	04	00	02 26
Totals		21	57	23	28	27	23	65	11	27	05	06 200

FG%: 1ST HALF .409 09/22 2ND HALF .343 12/35 GAME .368 21/57 TEAM REBOUNDS/RETOUR EQUIPE: 09  
FT%: 1ERE DEM. 1.000 11/11 2ERE DEM. .706 12/17 PARTIE .821 23/28

SCORE BY PERIODS/SCORE PAR PERIODE:	1ST HALF	2ND HALF	OVERTIME	OVERTIME	FINAL
ESP	29	36	-	-	65
USA	52	44	-	-	96

REFEREE/ARBITRES:  
RIGAS GRE  
ZANOLIN CAN

TECHNICAL FOULS/FAUTES TECHNIQUES: KNIGHT(COACH) USA

## ESP vs. USA Gold Medal Game: Play-By-Play 10 August 1984

Officials: Constantinos Rigas (GRE) and Nar Zanolin (CAN)  
Lineups: ESP—Margall, Jimenez, Romay, Corbalan, San Epifanio  
USA—Alford, Ewing, Robertson, Jordan, Perkins

FIRST HALF TIME	ESP	USA	DESCRIPTION (assist)
2000			Tip to USA
1944	(1)(2)		Corbalan (Robertson personal foul #1, team foul #1) shoots 3 to make 2
1933		2	Jordan 12-foot jump shot (Perkins)
1857		4	Alford driving layin (Robertson)
1831			Robertson (P2,T2) commits foul
1801			San Epifanio (P1,T1) commits foul
1727		6	Robertson two-on-one fastbreak dunk (Jordan)
1709	4		Margall 16-foot jump shot (San Epifanio)
1650		8	Alford 18-foot jump shot (Robertson)
1640			Ewing (P1,T3) commits foul
1613	6		Jimenez follow-up layin
1556		10	Ewing layin (Alford)
1556		11	Ewing (Romay P1,T2) shoots 1
1514		13	Perkins 4-foot jump shot on goaltending (Ewing)
1445		15	Jordan 21 -foot jump shot (Alford)
1429	8		Corbalan 12-foot jump shot on goaltending
1429			TIMEOUT SPAIN NO. 1
1429			SOLOZABAL for CORBALAN
1429	9		Technical foul on USA Coach Knight; Margall shoots 1
1419	11		San Epifanio 16-foot baseline shot
1407		17	Jordan dunk shot (Robertson)
1407		(x)	Jordan (Romay P2,T3) shoots 1
1400		19	Robertson follow-up layin
1259	13		San Epifanio 12-foot jump shot
1238		21	Jordan 18-foot jump shot (Alford)
1218	15		Jimenez layin on goaltending
1218			MULLIN for JORDAN
1208		23	Robertson 18-foot jump shot
1138			Robertson (P3,T4) commits foul
1138			FLEMING for ROBERTSON
1132			Ewing (P2,T5) commits foul
1121	17		Romay layin (San Epifanio)
1106		25	Alford 18-foot jump shot (Mullin)
1040			TISDALE for EWING
1040			LOPEZ for MARGALL
1040			Solozabal (P1,T4) commits foul
1024			Solozabal (P2,T5) commits foul
1000			San Epifanio (P2,T6) commits foul
0921	(x)(26)(27)		Tisdale (Romay P3,T7) shoots 3 to make 2
0844			MARGALL AND MARTIN for LOPEZ AND ROMAY
0844	(28)(x)(x)		Fleming (Lopez P1,T8) shoots 3 to make 2
0827			WOOD for ALFORD
0827	(18)(19)		Martin (Tisdale P1,T6) intentional foul; 3 to make 2
0815		30	Wood 18-foot jump shot (Mullin)
0746	(31)(32)		Tisdale (Margall P1,T9) shoots 1 + 1
0731		34	Perkins fastbreak dunk shot (Mullin)
0711			LLORENTE for SOLOZABAL
0711			JORDAN for PERKINS
0711			Mullin (P1,T7) commits foul
0641		36	Jordan 4-foot jump shot (Wood)
0620			LOPEZ for SAN EPIFANIO

# Basket-ball

FIRST HALF TIME

TIME	ESP	USA	DESCRIPTION (assist)
0620			Mullin (P2,T8) commits foul
0609		(x)	Mullin (Margall P2,T9) shoots 1 + 1
0534		(37)(38)	Tisdale (Martin P1,T9) shoots 1 + 1
0534			ROMAY for MARTIN
0534			PERKINS for MULLIN
0514			Lopez (P2,T9) commits offensive foul
0450		(39)(40)	Wood (Llorente P1,T9) shoots 1 + 1
0439		42	Jordan fastbreak layin off steal
0420			SAN EPIFANIO AND CORBALAN for MARGALL AND LOPEZ
0420	(20)(21)		Jimenez (Perkins P1,T9) shoots 1 + 1
0302		(43)(44)	Perkins (Jimenez P1,T9) shoots 1 + 1
0232		46	Fleming layin
0232		(x)	Fleming (San Epifanio P3,T9) shoots 1
0229		48	Tisdale follow-up layin
0209	23		Jimenez 12-foot jump shot (Corbalan)
0136		50	Tisdale 14-foot jump shot (Wood)
0127	(24)(25)		Corbalan (Jordan P1,T9) shoots 1 + 1
0121		52	Jordan dunks (Wood)
0121		(x)	Jordan (Romay P4,T9) shoots 1
0033	(26)(27)		Jimenez (Perkins P2,T9) shoots 1 + 1
0004	29		Jimenez 14-foot jump shot

HALFTIME SCORE: USA 52 ESP 29

## SECOND HALF

Lineups: ESP—Martin, Lopez, Jimenez, Llorente, San Epifanio  
USA—Alford, Ewing, Fleming, Jordan, Perkins

TIME	ESP	USA	DESCRIPTION (assist)
2000	29	52	HALFTIME SCORE
2000			Tip to USA
1848	31		Lopez fastbreak layin (Llorente)
1827		54	Perkins follow-up tipin
1819	33		Lopez 20-foot jump shot (Llorente)
1818			TIMEOUT USA (1)
1801			Fleming (P1,T1) commits foul
1731		56	Perkins layin (Alford)
1731		(x)	Perkins (Martin P2,T1) shoots 1
1724	35		Martin dunk shot (Llorente)
1721			WOOD for FLEMING
1709			San Epifanio (P4,T2) commits foul
1702		58	Ewing follow-up layin
1644	37		Llorente 19-foot jump shot
1628		60	Wood 17-foot jump shot (Alford)
1612			Perkins (P3,T2) commits foul
1525	39		Martin layin (San Epifanio)
1431		62	Ewing dunk shot (Jordan)
1408	41		Jimenez follow-up layin
1402			BEIRAN AND MARGALL for SAN EPIFANIO AND LOPEZ
1340		64	Jordan 15-foot baseline shot (Wood)
1332		66	Alford layin off steal
1313			MULLIN AND TISDALE for JORDAN AND EWING
1313			Wood (P1,T3) commits foul
1253	43		Jimenez 8-foot jump shot (Llorente)
1239		68	Tisdale follow-up layin
1206		70	Perkins 10-foot bank shot (Mullin)
1147			ROMAY AND SAN EPIFANIO for BEIRAN AND MARTIN
1145			Jimenez offensive foul (P2,T3)
1136		72	Tisdale 6-foot bank shot (Mullin)
1120	(x)(44)		Romay (Tisdale P2,T4) intentional foul; shoots 1 + 1
1111		74	Alford 16-foot jump shot (Wood)
1040			Perkins (P4,T5) commits foul
1040			JORDAN for PERKINS
1025		(75)(x)(76)	LOPEZ AND CORBALAN for LLORENTE AND SAN EPIFANIO
1025			Jordan (San Epifanio P5,T4) shoots 3 to make 2
1006	46		Lopez 17-foot jump shot (Romay)
0948			MARTIN for JIMENEZ
0948			ROBERTSON for WOOD
0933			Tisdale (P3,T6) commits foul
0919	48		Martin layin (Lopez)
0828		78	Mullin two-on-one fastbreak layin (Alford)
0825	(x)(x)		Romay (Tisdale P4,T7) intentional foul; shoots 1 + 1
0825			EWING for TISDALE
0809		(79)(80)	Mullin (Lopez P3,T5) intentional foul; shoots 2
0800			Jordan (P2,T8) commits foul
0738		82	Ewing 10-foot baseline shot (Mullin)
0707			SOLOZABAL for CORBALAN
0614	50		Romay follow-up tipin
0612			TURNER for MULLIN
0601		84	Jordan 11-foot jump shot (Alford)
0543	(51)(52)		Martin (Turner P1,T9) shoots 1 + 1
0523	(53)(54)		Margall (Jordan P3,T10) shoots 3 to make 2
0458			KLEINE AND KONCAK for JORDAN AND EWING
0458			ARCEGA AND DE LA CRUZ for MARTIN AND LOPEZ
0430			FLEMING AND WOOD for ALFORD AND ROBERTSON
0430	(55)(x)		Margall (Koncak P1,T11) shoots 1 + 1
0415		86	Fleming 6-foot baseline shot (Wood)
0355	57		Arcega 14-foot baseline shot
0344		(87)(88)	Fleming (Romay P5,T6) shoots 1 + 1
0344			MARTIN for ROMAY
0333			De la Cruz (P1,T7) commits foul
0317	(58)(59)		Martin (Koncak P2,T12) shoots 1 + 1
0251	(60)(61)		Margall (Kleine P1,T13) shoots 1 + 1
0241		90	Kleine 15-foot baseline shot (Wood)
0211	63		Martin layin (Solozabal)
0133		92	Kleine layin (Wood)
0051		94	Koncak dunks (Turner)
0029		96	Fleming layin
0006	(64)(65)		Margall (Turner P2,T14) shoots 3 to make 2

FINAL SCORE: USA 96 ESP 65



ESP— USA,  
10 Août 1994

Match pour la Médaille d'Or: Action par Action

PREMIERE TEMPS	MI-TEMPS	ESP	USA	DESCRIPTION (assist)
2000				Prise de balle pour les Etats-Unis
1944	(1)(2)			Corbalan effectue 3 lancers francs, en réussit 2 lère faute personnelle (P1) de Robertson 1 ère faute de l'équipe (E1) américaine
1933		2		Tir en suspension de Jordan de 3m (Perkins)
1857		4		Montée au panier et lancer déposé par Alford (Robertson)
1831				Robertson (P2,E2) commet une faute
1801				San Epifanio (P1,E1) commet une faute
1727		6		Contre-attaque et lancer coulé de Robertson (Jordan)
1709	4			Tir en suspension de 5m de Margall (San Epifanio)
1650		8		Tir en suspension d'Alford de 5,50m (Robertson)
1640				Ewing (P1,E3) commet une faute
1613	6			Lancer déposé de Jimenez
1556		10		Lancer déposé d'Ewing (Alford)
1556		11		Ewing marque un coup franc (Romay P1,E2)
1514		13		Tir en suspension d'1m de Perkins (Ewing)
1445		15		Tir en suspension de 6m de Jordan (Alford)
1429	8			Tir en suspension de 3,50m de Corbalan
1429				PREMIER TEMPS MORT POUR L'ESPAGNE
1429	9			SOLOZABAL remplace CORBALAN
1429				Faute technique des Etats-Unis par le Coach Knight; Margall marque 1 point sur lancer franc
1419	11			Tir de 5m de San Epifanio
1407		17		Lancer coulé de Jordan (Robertson)
1407	(x)			Tir de Jordan (sur faute personnelle de Romay P2,E3)
1400		19		Lancer déposé de Robertson
1259	13			Tir en suspension de San Epifanio
1238				Tir en suspension de Jordan de 5,50m (Alford)
1218	15			Lancer coulé de Jimenez
1218				MULLIN remplace JORDAN
1208		23		Tir en extension de 5,50m de Robertson
1138				Robertson (P3,E4) commet une faute
1138				FLEMING remplace ROBERTSON
1132				Ewing (P2,E5) commet une faute
1121	17			Lancer déposé de Romay (San Epifanio)
1106		25		Tir en suspension de 5,50m d'Alford (Mullin)
1040				TISDALE remplace EWING
1040				LOPEZ remplace MARGALL
1040				Faute de Solozabal (P1,E4)
1024				Faute de Solozabal (P2,E5)
1000				Faute de San Epifanio (P2,E6)
0921	(x)(26)(27)			Sur faute personnelle de Romay (P3,E7), Tisdale exécute 3 tirs pour marquer 2 points
0844				MARGALL ET MARTIN remplacent LOPEZ ET ROMAY
0844	(28)(x)(x)			Sur faute de Lopez, Fleming réussit 1 de ses 3 tirs de pénalité
0827				WOOD remplace ALFORD
0827	(18)(19)			Sur faute intentionnelle de Tisdale (P1,E6)
0815				Martin réussit 2 lancers francs
0746	(31)(32)			Tir en suspension de 5,50m de Wood (Mullin)
0731		34		Faute personnelle de Margall (P1,E9)
0711				Tisdale réussit ses 2 lancers francs
0711				Contre-attaque et lancer coulé de Perkins (Mullin)
0711				LLORENTE remplace SOLOZABAL
0641		36		JORDAN remplace PERKINS
0620				Faute de Mullin (P1,E7)
0620				Tir en suspension d'1m par Jordan (Wood)
0609	(x)			LOPEZ remplace SAN EPIFANIO
0534	(37)(38)			Faute de Mullin (P2,E8)
0534				Faute de Margall (P2,E9) Mullin effectue 2 lancers francs
0534				Faute de Martin (P1,E9) Tisdale réussit 2 lancers francs
0514				ROMAY remplace MARTIN
0450	(39)(40)			PERKINS remplace MULLIN
0439		42		Faute offensive de Lopez (P2,E9)
0420	(20)(21)			Wood, sur faute de Llorente (P1,E9) réussit 2 lancers francs
0420				Contre-attaque et panier coulé de Jordan
0302	(43)(44)			SAN EPIFANIO ET CORBALAN remplacent MARGALL ET LOPEZ
0232		46		Sur faute de Perkins (P1,E9)
0232	(x)			Jimenez 2 lancers francs
0229		48		Sur faute de Jimenez (P1,E9)
0209	23			Perkins réussit 2 lancers francs
0136	(24)(25)	50		Lancer déposé de Fleming
0127				Tir non réussi de Fleming sur faute de San Epifanio (P3,E9)
0121		52		Lancer déposé de Tisdale
0121	(x)			Tir en suspension de 3.50 de Jimenez (Corbalan)
0033	(26)(27)			Tir en suspension de 4m de Tisdale (Wood)
0004	29			Sur faute personnelle de Jordan (P1,E9)
				Corbalan réussit 2 lancers francs
				Jordan rate son lancer franc
				Jimenez réussit 2 lancers francs
				Tir en extension de 4m de Jimenez

SCORE MI-TEMPS: USA 52 ESP 29

DEUXIEME MI-TEMPS

Joueurs sur le terrain	ESP	USA	DESCRIPTION (assist)
ESP— Martin, Lopez, Jimenez, Llorente, San Epifanio			
USA— Alford, Ewing, Fleming, Jordan, Perkins			
2000	29	52	SCORE A LA MI-TEMPS
2000			Prise de balle par les Etats-Unis
1848	31		Contre-attaque et lancer déposé par Lopez (Llorente)
1827		54	Lancer tapé de Perkins
1819	33		Tir en extension de 6m de Lopez (Llorente)
1818			PREMIER TEMPS-MORT POUR LES ETATS UNIS
1801			Faute de Fleming (P1,E1)
1731		56	Lancer déposé de Perkins (Alford)
1731	(x)		Faute de Martin (P2,E1) Perkins rate son lancer franc
1724	35		Tir en extension de Martin (Llorente)
1721			WOOD remplace FLEMING
1709			Faute de San Epifanio (P4,E2)
1702		58	Lancer déposé d'Ewing
1644	37		Tir en extension de Llorente de 6m
1628		60	Tir en extension de 5m de Wood (Alford)
1612			Faute de Perkins (P3,E2)
1525	39		Lancer déposé de Martin (San Epifanio)
1431		62	Lancer coulé d'Ewing (Jordan)
1408	41		Lancer déposé de Jimenez
1402			BEIRAN ET MARGALL remplacent SAN EPIFANIO ET LOPEZ
1340		64	Tir de Jordan de 4,50m (Wood)
1332		66	Lancer déposé d'Alford
1313			MULLIN ET TISDALE remplacent JORDAN ET EWING
1313			Faute de Wood (P1,E3)
1253	43		Tir en suspension de 2,50m de Jimenez (Llorente)
1239		68	Lancer déposé de Tisdale
1206		70	Lancer par le panneau de Perkins (3m) Mullin
1147			ROMAY ET SAN EPIFANIO remplacent BEIRAN ET MARTIN
1145			Faute offensive de Jimenez (P2,E3)
1136		72	Tir par le panneau de Tisdale à 2m (Mullin)
1120	(x)(44)		Tir raté de 8.50 sur faute de Tisdale (P2,E4)
1111		74	Romay réussit 1 de ses 2 lancers francs
1040			Tir en extension de 5m d'Alford (Wood)
1040			Faute de Perkins (P4,E5)
1025			JORDAN remplace PERKINS
1025		(75)(x)(76)	LOPEZ ET CORBALAN remplacent LLORENTE ET SAN EPIFANIO
1006	46		Tir raté sur faute de San Epifanio (P5,E4), Jordan exécute 3 tirs et en réussit 2
0948			Tir en extension de 5m de Lopez (Romay)
0948			MARTIN remplace JIMENEZ
0933			ROBERTSON remplace WOOD
0919	48		Faute de Tisdale (P3,E6)
0828		78	Lancer déposé de Martin (Lopez)
0825	(x)(x)		Contre-attaque et lancer déposé de Mullin (Alford)
0825			2 tirs manqués pour l'Espagne sur faute de Tisdale (P4,E7) Romay manque 2 tirs
0809		(79)(80)	EWING remplace TISDALE
0800			Sur faute intentionnelle de Lopez (P3,E5), Mullin réussit 2 lancers francs
0738		82	Faute de Jordan (P2,E8)
0707			Tir de 3m d'Ewing (Mullin)
0614	50		SOLOZABAL remplace CORBALAN
0612		84	Lancer tapé de Romay
0601			TURNER remplace MULLIN
0543	(51)(52)		Tir en extension de 3m de Jordan (Alford)
0523	(53)(54)		Sur faute de Turner (P1,E9), Martin réussit 2 lancers francs
0458			Sur fautes de Jordan (P3,E10) Margall réussit 2 de ses 3 lancers francs
0430	(55)(x)		KLEINE ET KONCAK remplacent JORDAN ET EWING
0430			ARCEGA ET DE LA CRUZ remplacent MARTIN ET LOPEZ
0415		86	FLEMING ET WOOD remplacent ALFORD ET ROBERTSON
0355	57		Sur faute de Koncak (P1,E11) Margall réussit 1 de ses 2 lancers francs
0344		(87)(88)	Tir réussi de 2m de Fleming (Wood)
0344			Tir réussi de 4m d'Acega
0333			Sur faute de Romay (P5,E6) Fleming réussit 2 lancers francs
0317	(58)(59)		MARTIN remplace ROMAY
0251	(60)(61)		Faute de De La Cruz (P1,E7)
0241		90	Sur faute de Koncak (P2,E12) Martin réussit 2 lancers francs
0211	63		Sur faute de Kleine (P1,E13) Margall réussit 2 lancers francs
0133		92	Tir de 4,50m de Kleine (Wood)
0051		94	Lancer déposé de Martin (Solozabal)
0029		96	Lancer déposé de Kleine (Wood)
0006	(64)(65)		Lancer coulé de Koncak (Turner)
			Lancer déposé de Fleming
			Sur faute de Turner (P2,E14), Margall réussit 2 de ses 3 lancers francs

MARQUE FINALE: USA 96 ESP 65

Men / Preliminary Pool Group A  
Team Standing / Aug. 04

Hommes / poule préliminaire groupe a  
Classement des équipes / 04 Aout

COUNTRY PAYS	PLAYED JOUES	WON GAGNES	LOST PERDUS	FOR POUR	AGAINST CONTRE	POINTS
1 YUG	5	5	0	457	366	10
2 ITA	5	4	1	437	363	9
3 AUS	5	3	2	383	403	8
4 FRG	5	2	3	384	376	7
5 BRA	5	1	4	401	423	6
6 EGY	5	0	5	349	480	5

POOL PROGRESS / DEROULEMENT DE LA POULE

	ITA	YUG	AUS	BRA	FRG	EGY
ITA	X	65-69	93-82	89-78	80-72	110-62
YUG	69-65	X	94-64	98-85	96-83	100-69
AUS	82-93	64-94	X	76-72	67-66	94-78
BRA	78-89	85-98	72-76	X	75-78	91-82
FRG	72-80	83-96	66-67	78-75	X	85-58
EGY	62-110	69-100	78-94	82-91	58-85	X

# Basketball

# Basket-ball

## Men / Preliminary Pool Group B Team Standing / Aug. 04

## Hommes / poule préliminaire groupe b Classement des équipes / 04 Aout

COUNTRY PAYS	PLAYED JOUES	WON GAGNES	LOST PERDUS	FOR POUR	AGAINST CONTRE	POINTS
1 USA	5	5	0	511	315	10
2 ESP	5	4	1	457	438	9
3 CAN	5	3	2	462	401	8
4 URU	5	2	3	403	460	7
5 CHN	5	1	4	364	477	6
6 FRA	5	0	5	383	489	5

### POOL PROGRESS / DEROULEMENT DE LA POULE

	CHN	URU	ESP	CAN	FRA	USA
CHN	X					
URU	74-67	X				
ESP	102-83	107-90	X			
CAN	121-80	95-80	82-83	X		
FRA	83-85	87-91	82-97	69-96	X	
USA	97-49	104-68	101-68	89-68	120-62	X

### Match Summary

### Match Sommaire

Match	Pool	Attendance
1	A ITA	110
2	B URU	91
3	A YUG	96
4	B USA	97
5	A AUS	76
6	B ESP	83
7	A ITA	80
8	A BRA	91
9	A YUG	94
10	B CHN	85
11	B USA	89
12	B ESP	107
13	A AUS	67
14	B CAN	121
15	A YUG	100
16	B USA	104
17	A ITA	89
18	B ESP	97
19	A FRG	85
20	A YUG	98
21	A ITA	93
22	B ESP	102
23	B USA	120
24	B CAN	95
25	A AUS	94
26	B USA	101
27	A FRG	78
28	B CAN	96
29	A YUG	69
30	B URU	74
31	BRA	100
32	CHN	76
33	CAN	78
34	YUG	110
35	ESP	101
36	USA	78
37	URU	101
38	ITA	98
39	ESP	74
40	USA	78
41	FRA	102
42	BRA	86
43	YUG	88
44	AUS	83
45	ITA	111
46	USA	96

### Men / Scorer Standing Aug 10

### Hommes / classement des buteurs 10 Aout

RANK RANG	CTRY PAYS	NAME	GAMES MATCHES	POINTS	AVERAGE MOYENNE
1	EGY	Soliman, Mohamed	7	179	25.6
2	URU	Lopez, Horacio	8	199	24.9
3	BRA	Schmidt, Oscar	7	169	24.1
4	ITA	Riva, Antonello	8	187	23.4
5	YUG	Dalipagic, Drazen	7	159	22.7
6	URU	Ruiz Bruno, Wilfredo	8	156	19.5
7	FRG	Schrempf, Detlef	8	151	18.9
8	ESP	San Epifanio, Juan Antoni	8	149	18.6
9	FRA	Szanyiel, Philippe	7	125	17.9
10	YUG	Petrovic, Drazen	8	140	17.5
11	USA	Jordan, Michael	8	137	17.1
	ESP	Martin, Fernando	8	134	17.1
13	AUS	Davies, Ian	8	131	16.4
14	URU	Nunez Gonzalez, Hebert	8	128	16.0
15	CHN	Liu, Jianli	7	105	15.0
16	CAN	Triano, Jay	8	117	14.6
	CHN	Wang, Libin	7	102	14.6
18	YUG	Radovanovic, Ratko	8	113	14.1
19	AUS	Smyth, Philip	8	106	13.3
	ITA	Villalta, Renato	8	106	13.3

## Men / Accumulated Statistics Aug 10

## Hommes / statistiques cumulatives 10 Aout

	MATCHES PLAYED JOUES	FLD. PANIERS	GOALS FGA %	FR. LANCERS	THROWS RET.	RBND	ASST	BLKD SHTS	STL TOT	POINTS AVG	HIGH			
<b>AUS</b>														
Campbell, Andrew	2	3	9	33	0	0	0	5	0	2	0	6	3	6
Keogh, Damian	5	2	7	29	4	8	50	4	9	0	0	8	2	6
Smyth, Philip	8	44	85	52	18	22	82	20	41	0	19	106	13	22
Sengstock, Larry	8	19	41	46	13	23	57	39	12	1	8	51	6	14
Dalton, Mark	5	3	6	50	2	3	67	6	0	0	3	8	2	6
Carroll, Wayne	8	37	83	45	6	9	67	28	17	2	7	80	10	18
Dalgleish, Melvyn	8	6	14	43	9	20	45	34	8	1	7	21	3	5
Gaze, Andrew	8	35	77	45	12	22	55	16	12	5	7	82	10	15
Davies, Ian	8	57	130	44	17	23	74	26	22	0	7	131	16	22
Morseu, Daniel	8	18	43	42	11	14	79	13	6	1	4	47	6	11
Dalton, Bradley	6	17	31	55	6	9	67	26	8	3	3	40	7	15
Borner, Raymond	8	26	50	52	22	30	73	29	6	7	5	74	9	15
Total	267	576	46	120	183	66	307	141	22	70	654	82		
Opponents	245	502	49	193	261	74	390	130	19	44	683	85		
<b>BRA</b>														
Guimaraes, Nilo	7	27	53	51	4	4	100	15	24	0	4	58	8	18
Malvezi, Silvio	6	13	26	50	2	2	100	17	2	4	5	28	5	12
Victalino, Gerson	7	10	18	56	1	2	50	11	2	4	4	21	3	8
Setrini Junior, Milton	6	11	33	33	4	5	80	6	12	0	5	26	4	8
Guimaraes, Ricardo	7	16	26	62	8	10	80	20	17	1	8	40	6	12
Leite, Marcos	7	21	52	40	19	28	68	40	17	2	3	61	9	13
Galvao, Eduardo	2	1	2	50	0	0	0	2	0	0	2	2	1	2
Souza, Marcel	7	31	68	46	14	18	78	13	7	2	2	76	11	18
Nascimento, Adilson	7	7	25	28	5	6	83	21	12	1	6	19	3	8
Vido, Marcelo	4	0	10	0	0	0	0	5	2	0	2	0	0	0
Schmidt, Oscar	7	72	141	51	25	32	78	40	6	0	8	169	24	32
Andrade, Israel	7	30	54	56	27	36	75	59	7	6	6	87	12	16
Total	239	508	47	109	143	76	299	108	20	55	587	84		
Opponents	252	485	52	81	126	64	282	122	17	50	585	84		
<b>CAN</b>														
Kelsey, Howard	8	7	16	44	9	14	64	11	16	0	2	23	3	7
Simms, Tony	8	26	71	37	28	42	67	24	10	1	8	80	10	16
Pasquale, Eli	8	23	55	42	19	31	61	27	34	0	10	65	8	16
Tilleman, Karl	8	29	59	49	1	4	25	11	9	0	6	59	7	13
Kazanowski, Gerald	8	36	60	60	29	43	67	53	15	1	4	101	13	24
Triano, Jay	8	43	96	45	31	40	78	20	20	1	5	117	15	25
Hatch, John	6	2	8	25	5	6	83	4	4	1	1	9	2	4
Herbert, Gord	7	12	20	60	11	12	92	6	2	0	4	35	5	14
Wennington, Bill	8	21	40	52	14	19	74	38	2	6	2	56	7	13
Raffin, Romel	4	6	8	75	0	0	0	4	2	0	1	12	3	4
Wiltjer, Greg	8	33	59	56	16	32	50	69	13	8	8	82	10	16
Meagher, Dan	8	15	32	47	12	17	71	24	11	1	4	42	5	11
Total	253	524	48	175	260	67	381	138	19	55	681	85		
Opponents	253	545	46	133	192	69	326	154	41	54	639	80		
<b>CHN</b>														
Wang, Haibo	6	7	24	29	0	0	0	6	5	1	1	14	2	4
Lu, Jinqing	7	20	42	48	7	14	50	12	26	2	4	47	7	16
Huang, Yunlong	6	18	28	64	3	3	100	23	15	0	2	39	7	16
Guo, Yonglin	0	0	0	0	0	0	0	0	0	0	0	0	0	0
Kuang, Lubin	6	10	28	36	3	5	60	7	9	2	1	23	4	8
Ji, Zhaoguang	1	0	1	0	0	0	0	0	0	0	1	0	0	0
Li, Yaguang	7	32	77	42	14	17	82	21	19	1	6	78	11	31
Sun, Fengwu	7	23	42	55	8	14	57	28	54	2	1	54	8	18
Wang, Libin	7	40	82	49	22	33	67	34	17	2	2	102	15	26
Liu, Jianli	7	42	90	47	21	30	70	36	10	0	4	105	15	32
Hu, Zhangbao	7	15	25	60	8	14	57	28	2	2	2	38	5	13
Zhang, Bin	7	8	23	35	0	0	0	18	6	0	2	16	2	10
Total	215	462	47	86	130	66	262	163	12	36	516	74		
Opponents	255	493	52	126	199	63	340	152	28	67	636	91		
<b>EGY</b>														
Bekhit, Khaled	4	3	8	38	2	5	40	12	3	1	0	8	2	4
Khaled, Mohamed	7	13	35	37	17	20	85	12	6	0	7	43	6	15
Attalah, Alain	4	11	18	61	2	5	40	6	5	0	3	24	6	16
Soliman, Mohamed	7	66	134	49	47	76	62	66	6	5	3	179	26	37
Rabieh, Abdelkader	7	22	59	37	5	7	71	31	3	15	2	49	7	13
Abdelmeguid, Amr	7	15	40	38	21	31	68	23	48	0	11	51	7	10
Elgazzar, Abdelhadi	6	10	29	34	5	11	45	23	7	1	4	25	4	8
Shouman, Amin	7	7	18	39	12	17	71	15	5	2	5	26	4	8
Warda, Medhat	6	30	82	37	11	13	85	23	33	3	6	71	12	26
Elsabbagh, Tarek	3	4	13	31	0	0	0	5	2	0	1	8	3	4
Marei, Ahmed	6	5	11	45	4	9	44	9	0	1	1	14	2	8
Aboulenein, Essameldin	4	1	5	20	0	0	0	5	1	0	0	2	1	2
Total	187	452	41	126	194	65	302	119	28	43	500	71		
Opponents	262	517	51	134	203	66	355	152	34	67	658	94		
<b>ESP</b>														
Beiran, Jose Manuel	4	4	9	44	0	0	0	3	2	0	1	8	2	6
Llorente, Jose Luis	7	5	12	42	17	21	81	6	22	1	4	27	4	8
Arcega, Fernando	4	3	5	60	0	0	0	1	0	0	1	6	2	2
Margall, Jose Maria	8	33	56	59	16	18	89	17	6	1	3	82	10</	



### Statistical Leaders/Meilleurs marqueurs

#### Points Scored/Points marqués

Horacio Lopez (URU)	199
Antonello Riva (ITA)	187
Mohamed Soliman (EGY)	179
Oscar Schmidt (BRA)	169
Drazen Dalipagic (YUG)	159

#### Field Goal/Panier % Min. 20 Made

Philippe Szanyiel (FRA)	65.3
Alvin Robertson (USA)	65.0
Steve Alford (USA)	64.4
Juan Lopez (ESP)	63.2
Gerald Kazanowski (CAN)	60.0

#### Free Throw/Lancer % Min. 16 Made

Aleksandar Petrovic (YUG)	90.0
Carlos Peinado (URU)	88.9
Jose Maria Margall (ESP)	88.9
Mohamed Khaled (EGY)	85.0
Philip Smyth (AUS)	81.8

#### Assists/Passes

Leon Wood (USA)	63
Fengwu Sun (CHN)	54
Amr Abdelmeguid (EGY)	48
Horacio Lopez (URU)	45
Philip Smyth (AUS)	41

#### Steals/Vols

Philip Smith (AUS)	19
Alvin Robertson (USA)	17
Horacio Perdomo (URU)	17
Hebert Nunez (URU)	15
Chris Mullin (USA)	14

#### Field Goals Made/Panier faits

Antonello Riva (ITA)	75
Oscar Schmidt (BRA)	72
Mohamed Soliman (EGY)	66
Drazen Dalipagic (YUG)	66
Wilfredo Ruiz Bruno (URU)	61

#### Free Throws Made/Lancers faits

Horacio Lopez (URU)	51
Detlef Schrempf (FRG)	49
Mohamed Soliman (EGY)	47
Juan San Epifanio (ESP)	43
Hebert Nunez (URU)	42

#### Rebounds/Rebonds

Greg Wiltjer (CAN)	69
Mohamed Soliman (EGY)	66
Detlef Schrempf (FRG)	64
Horacio Lopez (URU)	61
Israel Andrade (BRA)	59
Ratko Radovanovic (YUG)	59

#### Blocked Shots/Coups bloqués

Patrick Ewing (USA)	18
Fernando Romay (ESP)	17
Abdelkader Rabieh (EGY)	15
Rajko Zizic (YUG)	14
Georges Vestris (FRA)	9

#### High Games/Meilleur score

Antonello Riva (ITA)	40
Horacio Lopez (URU)	39
Drazen Dalipagic (YUG)	37
Mohamed Soliman (EGY)	37
Detlef Schrempf (FRG)	36

	MATCHES PLAYED	FLD. JOUES	GOALS PANIERS	FR. LANCERS	THROWS RET.	RBND ASST	BLKD STL	SHTS	TOT	AVG	HIGH	POINTS		
FRG														
Komer, Christoph	8	10	25	40	14	20	70	16	21	0	12	34	4	9
Kadlec, Vladimir	5	4	11	36	3	5	60	5	5	0	1	11	2	8
Brauer, Uwe	7	10	22	45	0	2	0	5	0	0	3	20	3	6
Sauer, Uwe	8	3	4	75	7	7	100	6	7	0	3	13	2	9
Peters, Ulrich	8	8	16	50	6	11	55	23	18	0	8	22	3	10
Zander, Klaus	8	25	60	42	17	23	74	38	5	7	3	67	8	16
Pappert, Michael	8	22	59	37	14	18	78	18	12	1	4	58	7	17
Sowa, Armin	8	12	19	63	13	15	87	21	8	1	1	37	5	10
Schrempf, Detlef	8	51	113	45	49	66	74	64	25	4	9	151	19	36
Blab, Uwe	8	28	57	49	21	31	68	41	7	6	4	77	10	15
Mendel, Ingo	8	13	25	52	20	28	71	23	5	6	1	46	6	13
Welp, Christian	8	21	41	51	22	34	65	28	6	4	1	64	9	14
Total		207	452	46	186	260	72	371	119	29	50	600	75	
Opponents		240	534	45	155	227	68	314	129	23	86	635	79	
ITA														
Cagliaris, Carlo	8	6	13	46	4	7	57	4	18	0	4	16	2	4
Premier, Roberto	3	7	10	70	2	2	100	2	3	0	1	16	5	8
Bonamico, Marco	7	17	33	52	8	11	73	12	12	2	7	42	6	12
Gilardi, Enrico	8	18	39	46	6	10	60	7	11	1	8	42	5	14
Magnifico, Walter	8	19	38	50	26	34	76	33	10	2	5	64	8	13
Brunamonti, Roberto	8	15	26	58	7	8	88	15	21	0	9	37	5	14
Villalta, Renato	8	47	101	47	12	13	92	53	2	0	8	106	13	29
Meneghin, Dino	8	25	46	54	22	35	63	47	14	3	10	72	9	18
Riva, Antonello	8	75	131	57	37	49	76	30	14	0	7	187	23	40
Vecchiato, Renzo	8	11	19	58	22	41	54	28	3	2	4	44	6	12
Marzorati, Pierluigi	8	3	9	33	5	10	50	9	26	1	5	11	1	4
Sacchetti, Romeo	8	33	64	52	15	23	65	29	30	1	9	81	10	19
Total		276	529	52	166	243	68	350	164	12	77	718	90	
Opponents		213	474	45	188	258	73	311	122	31	49	614	77	
URU														
Lopez, Horacio	8	74	174	43	51	67	76	61	45	1	13	199	25	39
Larrosa, Luis	8	11	32	34	15	20	75	33	3	8	8	37	5	9
Pierrri Barros, Luis	8	28	52	54	24	39	62	44	5	2	9	80	10	17
Nunez Gonzalez, Hebert	8	43	81	53	42	58	72	53	10	2	15	128	16	24
Ruiz Bruno, Wilfredo	8	61	141	43	34	42	81	23	5	3	2	156	20	29
Perdomo Shaban, Horacio	8	3	10	30	4	19	21	24	22	1	17	10	1	2
Peinado Stagnero, Carlos	7	8	29	28	24	27	89	16	23	0	5	40	6	13
Pagani Acosta, Walter	0	0	0	0	0	0	0	0	0	0	0	0	0	0
Pereyra Mele, Julio	3	1	3	33	0	0	0	1	0	0	1	2	1	2
Tito Moreno, Alvaro	8	14	35	40	4	6	67	7	3	0	1	32	4	8
Mignone Crisera, Juan	5	0	5	0	4	5	80	4	1	1	2	4	1	2
Fratini Bononi, Victor	4	0	8	0	0	0	0	10	0	2	2	0	0	0
Total		243	570	43	202	283	71	352	117	20	75	688	86	
Opponents		300	555	54	176	243	72	378	190	40	69	776	97	
USA														
Alford, Steve	8	38	59	64	6	7	86	26	26	0	12	82	10	18
Wood, Leon	8	14	24	58	19	24	79	16	63	0	3	47	6	12
Ewing, Patrick	8	31	56	55	26	35	74	45	4	18	6	88	11	17
Fleming, Vern	7	23	45	51	8	17	47	19	19	1	9	54	8	15
Robertson, Alvin	8	26	40	65	10	14	71	22	20	0	17	62	8	18
Jordan, Michael	8	60	110	55	17	26	65	24	16	7	12	137	17	24
Kleine, Joseph	8	10	16	63	7	8	88	16	3	2	1	27	3	6
Koncak, Jon	8	11	25	44	4	8	50	19	1	2	3	26	3	9
Tisdale, Wayman	8	27	50	54	15	23	65	51	3	7	6	69	9	14
Mullin, Chris	8	38	67	57	17	22	77	20	24	3	14	93	12	20
Perkins, Samuel	8	29	50	58	7	8	88	43	10	5	7	65	8	14
Turner, Jeffrey	8	3	15	20	7	9	78	17	6	1	3	13	2	5
Total		310	557	56	143	201	71	363	195	46	93	763	95	
Opponents		185	475	39	136	194	70	290	97	15	31	506	63	
YUG														
Petrovic, Drazen	8	56	106	53	28	37	76	29	30	1	10	140	18	26
Petrovic, Aleksandar	8	18	34	53	18	20	90	25	26	0	9	54	7	15
Zorkic, Nebojsa	8	17	36	47	7	12	58	18	11	0	8	41	5	19
Zizic, Rajko	8	6	22	27	0	0	0	31	4	14	5	12	2	4
Sunara, Ivan	8	17	36	47	25	34	74	34	3	2	4	59	7	29
Mutapcic, Emir	8	14	28	50	9	11	82	15	8	2	5	37	5	21
Hadzic, Saabit	3	5	12	42	0	0	0	3	3	0	0	10	3	6
Knego, Andro	8	24	44	55	6	9	67	33	7	6	3	54	7	12
Radovanovic, Ratko	8	44	81	54	25	47	53	59	10	6	3	113	14	28
Nakic-Vojnovic, Mihovil	7	12	28	43	7	9	78	38	7	6	4	31	4	9
Dalipagic, Drazen	7	66	129	51	27	39	69	37	18	0	6	159	23	37
Vukicevic, Branko	4	3	8	38	0	0	0	12	0	5	0	6	2	2
Total		282	564	50	152	218	70	399	127	42	57	716	90	
Opponents		228	570	40	148	218	68	361	106	19	60	604	76	







## Boxing/Boxe

### Officials

#### Association Internationale de Boxe Amateur (AIBA)

President/president	Don F. Hull (USA)
Secretary-General/secretaire-general	Anwar Chowdhry (PAK)
Technical Delegates/delegues techniques	Karl-Heinz Wehr (GDR) Fernando Duarte (PER)

#### LAOOC Administration Staff/Personnel Administratif de LAOOC

Commissioner/commissaire	Danny Villanueva
Competition Director/ directeur de competition	Harvey Schiller
Venue Manager/manager de la venue	Mike Pieratt
Sports Manager/manager du sport	Kenny Shropshire

### Participants/Participants

Men Hommes	Competitors Competiteurs	Countries Pays
Light Flyweight/poids mi-mouche (48 kg)	25	25
Flyweight/poids mouche (51 kg)	31	31
Bantamweight/poids coq (54 kg)	35	35
Featherweight/poids plume (57 kg)	31	31
Lightweight/poids leger (60 kg)	40	40
Light Welterweight/poids mi-welter (63.5 kg)	31	31
Welterweight/poids welter (67 kg)	34	34
Light Middleweight/poids sur-welter (71 kg)	34	34
Middleweight/poids moyen (75 kg)	27	27
Light Heavyweight/poids mi-lourd (81 kg)	24	24
Heavyweight/poids lourd (91 kg)	15	15
Super Heavyweight/poids super-lourd (91 + kg)	11	11

### Legend/Legende

*	winner/vainqueur	RET	retirement/abandon
DQ	disqualification/disqualification	REV	reversed by jury/decision infirmée par le jury
KO	knock out/coup mettant knock-out	RSC	referee stops contest/l'arbitre arrête le combat
PTS	win on points/victoire aux points	RSCH	referee stops contest, head blow/ l'arbitre arrête le combat, coup à la tête
RD	round/reprise	WKR	walkover/walk-over

**The Los Angeles  
Memorial Sports  
Arena (15,700)**









# Boxing

# Boxe

Light Flyweight 48 Kg		Poids mi-mouche 48 kg	
1/16 Bout: 025 / July 30		1/16 combat: 026 / 30 Juil	
NAME	CTRY	RESULTS/RESULTATS	
Salazar, Carlos G	ARG		
* Ramos, Rafael	PUR	WKR	
R/A SZRAMKOWSKI	POL		
JU 1 ISHIMARU	JPN		
2 NARSI	IND		
3 OJO	NGR		
4 QUACCI	ITA		
5 SOMODIO	PHI		

Light Flyweight 48 Kg		Poids mi-mouche 48 kg	
1/16 Bout: 027 / July 30		1/16 combat: 027 / 30 Juil	
NAME	CTRY	RESULTS/RESULTATS	
Mjirih, Mahjoub	MAR		
* Gomez, Agapito	ESP	PTS 3:2	
R/A FILIPPELLI	USA		
JU 1 GEDOAN	INA	59 : 59	
2 HAN	KOR	57 : 59	
3 HOLLAUS	USA	56 : 60	
4 RODRIGUEZ	VEN	58 : 59	
5 WALKER	NZL	59 : 58	

Light Flyweight 48 Kg		Poids mi-mouche 48 kg	
1/16 Bout: 028 / July 30		1/16 combat: 028 / 30 Juil	
NAME	CTRY	RESULTS/RESULTATS	
Jamilo, Nelson	PHI		
* Bolivar, Jose Marcelino	VEN	PTS 5:0	
R/A HOLLAUS	USA		
JU 1 ADDALA	TUN	55 : 59	
2 BALL	GBR	57 : 58	
3 DOBREV	BUL	56 : 60	
4 LOWES	CAN	54 : 59	
5 HONG	TPE	57 : 59	

Light Flyweight 48 Kg		Poids mi-mouche 48 kg	
1/16 Bout: 029 / July 30		1/16 combat: 029 / 30 Juil	
NAME	CTRY	RESULTS/RESULTATS	
Genc, Mustafa	TUR		
* Motta-Taracena, Carlos	GUA	PTS 5:0	
R/A BASULTO MORALES	CUB		
JU 1 BROWN	JAM	58 : 59	
2 DAVIES	AUS	57 : 60	
3 HIOUAD	MAR	57 : 60	
4 ISHIMARU	JPN	58 : 60	
5 OJO	NGR	57 : 60	

Light Flyweight 48 Kg		Poids mi-mouche 48 kg	
1/16 Bout: 030 / July 30		1/16 combat: 030 / 30 Juil	
NAME	CTRY	RESULTS/RESULTATS	
* Mwanci, Daniel	KEN	RSC RD#3 1:41	
Sang-Ano, Sanpol	THA		
R/A LOWES	CAN		
JU 1 MALDONADO	PUR		
2 KIRIAC	ROM		
3 POUCHER	IRL		
4 HERNANDEZ	COL		
5 RODRIGUEZ	VEN		

Light Flyweight 48 Kg		Poids mi-mouche 48 kg	
1/16 Bout: 031 / July 30		1/16 combat: 031 / 30 Juil	
NAME	CTRY	RESULTS/RESULTATS	
* Ben Hain, Yehuda	ISR	PTS 4:1	
Dankwa, Michael Ebo	GHA		
R/A NOVICIC	YUG		
JU 1 QUACCI	ITA	59 : 57	
2 SUKAR	THA	58 : 59	
3 TAVIRA ROMERO	MEX	59 : 57	
4 FERNANDEZ	VEN	60 : 57	
5 HONG	TPE	59 : 58	

Light Flyweight 48 Kg		Poids mi-mouche 48 kg	
1/16 Bout: 032 / July 30		1/16 combat: 032 / 30 Juil	
NAME	CTRY	RESULTS/RESULTATS	
* Lyon, John	GBR	PTS 5:0	
Akomi, Alego	SUD		
R/A DELMONACO SHEE	CHI		
JU 1 BROWN	JAM	60 : 57	
2 FILIPPELLI	USA	60 : 55	
3 GEODAN	INA	60 : 57	
4 LOPES	BRA	60 : 55	
5 WALKER	NZL	60 : 57	

Light Flyweight 48 Kg		Poids mi-mouche 48 kg	
1/15 Bout: 033 / July 30		1/15 combat: 033 / 30 Juil	
NAY	CTRY	RESULTS/RESULTATS	
Zeghayer, Abbas	IRQ		
* Bagonza, William	UGA	RSC RD #2 3:00	
R/A KIRIAC	ROM		
JU 1 KRAMHELLER	FRG		
2 CORDERO RAMIREZ	DOM		
3 VEGA	ECU		
4 DELMONACO SHEE	CHI		
5 DAVIES	AUS		

Light Flyweight 48 Kg		Poids mi-mouche 48 kg	
1/16 Bout: 034 July 30		1/16 combat: 034 / 30 Juil	
NAME	CTRY	RESULTS/RESULTATS	
* Gonzales, Paul	USA	PTS 5:0	
Kim, Kwang-Sun	KOR		
R/A QUACCI	ITA		
JU 1 NOVICIC	YUG	60 : 56	
2 ADDALA	TUN	60 : 54	
3 KANAKULYA	UGA	60 : 56	
4 DAVIES	AUS	60 : 56	
5 VEGA	ECU	60 : 55	

Light Flyweight 48 Kg		Poids mi-mouche 48 kg	
1/8 Bout: 195 / Aug. 04		1/8 combat: 195 / 04 Aout	
NAME	CTRY	RESULTS/RESULTATS	
* Kuroiwa, Mamoru	JPN	PTS 4:1	
Tejedor Casseres, Francis	COL		
R/A WILLIAMSON	USA		
JU 1 TAVIRA ROMERO	MEX	58 : 57	
2 HIOUAD	MAR	59 : 58	
3 OJO	NGR	58 : 59	
4 KIRIAC	ROM	59 : 58	
5 BALL	GBR	59 : 57	

Light Flyweight 48 Kg		Poids mi-mouche 48 kg	
1/8 Bout: 196 / Aug. 04		1/8 combat: 196 / 04 Aout	
NAME	CTRY	RESULTS/RESULTATS	
* Mwila, Keith	ZAM	RSCH RD#2 1:04	
Chung, Pao-Ming	TPE		
R/A CONSTANTIN	ROM		
JU 1 KRAMHELLER	FRG		
2 HERNANDEZ LOPEZ	COL		
3 VEGA	ECU		
4 MALDONADO	PUR		
5 WILLIAMSON	USA		

Light Flyweight 48 Kg		Poids mi-mouche 48 kg	
1/8 Bout: 197 / Aug. 04		1/8 combat: 197 / 04 Aout	
NAME	CTRY	RESULTS/RESULTATS	
* Todisco, Salvatore	ITA	PTS 5:0	
Hawkins, Gerrard	IRL		
R/A HIOUAD	MAR		
JU 1 KANAKULYA	UGA	60 : 57	
2 BASULTO MORALES	CUB	60 : 57	
3 CORDERO RAMIREZ	DOM	59 : 58	
4 RODRIGUEZ	VEN	59 : 58	
5 HONG	TPE	59 : 58	

Light Flyweight 48 Kg		Poids mi-mouche 48 kg	
1/8 Bout: 198 / Aug. 04		1/8 combat: 198 / 04 Aout	
NAME	CTRY	RESULTS/RESULTATS	
Herrera, Jesus	DOM		
* Ramos, Rafael	PUR	PTS 4:1	
R/A DELMONACO SHEE	CHI		
JU 1 LOPES	BRA	57 : 60	
2 ADDALA	TUN	56 : 60	
3 OJO	NGR	58 : 59	
4 SUKAR	THA	58 : 60	
5 SOMODIO	PHI	59 : 58	

Light Flyweight 48 Kg		Poids mi-mouche 48 kg	
1/8 Bout: 199 / Aug. 04		1/8 combat: 199 / 04 Aout	
NAME	CTRY	RESULTS/RESULTATS	
Gomez, Agapito	ESP		
* Bolivar, Jose Marcelino	VEN	PTS 4:1	
R/A CORDERO RAMIREZ	DOM		
JU 1 LOWES	CAN	55 : 59	
2 HIOUAD	MAR	57 : 59	
3 KANAKULYA	UGA	56 : 60	
4 DAVIES	AUS	60 : 58	
5 ISHIMARU	JPN	56 : 60	

Light Flyweight 48 Kg		Poids mi-mouche 48 kg	
1/8 Bout: 200 / Aug. 04		1/8 combat: 200 / 04 Aout	
NAME	CTRY	RESULTS/RESULTATS	
* Motta-Taracena, Carlos	GUA	PTS 4:1	
Mwanci, Daniel	KEN		
R/A QUACCI	ITA		
JU 1 BALL	GBR	60 : 55	
2 WILLIAMSON	USA	59 : 58	
3 BASULTO MORALES	CUB	59 : 58	
4 NARSI	IND	58 : 59	
5 PASHA	PAK	60 : 58	

Light Flyweight 48 Kg		Poids mi-mouche 48 kg	
1/8 Bout: 201 / Aug. 04		1/8 combat: 201 / 04 Aout	
NAY	CTRY	RESULTS/RESULTATS	
Ben Hain, Yehuda	ISR		
* Lyon, John	GBR	PTS 5:0	
R/A PASHA	PAK		
JU 1 OJO	NGR	58 : 60	
2 RODRIGUEZ	VEN	56 : 60	
3 CORDERO RAMIREZ	DOM	55 : 60	
4 TAVIRA ROMERO	MEX	54 : 60	
5 HONG	TPE	56 : 60	

Light Flyweight 48 Kg		Poids mi-mouche 48 kg	
1/8 Bout: 202 / Aug. 04		1/8 combat: 202 / 04 Aout	
NAME	CTRY	RESULTS/RESULTATS	
Bagonza, William	UGA		
* Gonzales, Paul	USA	PTS 5:0	
R/A DOBREV	BUL		
JU 1 KRAMHELLER	FRG	55 : 60	
2 SOMODIO	PHI	56 : 60	
3 SUKAR	THA	54 : 60	
4 HERNANDEZ LOPEZ	COL	55 : 60	
5 DAVIES	AUS	56 : 60	

Light Flyweight 48 Kg		Poids mi-mouche 48 kg	
1/4 Bout: 274 / Aug. 07		1/4 combat: 274 / 07 Aout	
NAME	CTRY	RESULTS/RESULTATS	
Kuroiwa, Mamoru	JPN		
* Mwila, Keith	ZAM	PTS 5:0	
R/A BALL	GBR		
JU 1 DOBREV	BUL	56 : 60	
2 FILIPPELLI	USA	55 : 60	
3 TAVIRA ROMERO	MEX	56 : 60	
4 RODRIGUEZ	VEN	58 : 59	
5 VEGA	ECU	57 : 60	

Light Flyweight 48 Kg		Poids mi-mouche 48 kg	
1/4 Bout: 275 / Aug. 07		1/4 combat: 275 / 07 Aout	
NAME	CTRY	RESULTS/RESULTATS	
* Todisco, Salvatore	ITA	PTS 4:1	
Ramos, Rafael	PUR		
R/A HAN	KOR		
JU 1 HERNANDEZ LOPEZ	COL	58 : 59	
2 GEDOAN	INA	59 : 58	
3 KANAKULYA	UGA	60 : 57	
4 WALKER	NZL	59 : 58	
5 HONG	TPE	59 : 58	

Light Flyweight 48 Kg		Poids mi-mouche 48 kg	
1/4 Bout: 278 / Aug. 07		1/4 combat: 276 / 07 Aout	
NAME	CTRY	RESULTS/RESULTATS	
* Bolivar, Jose Marcelino	VEN	PTS 5:0	
Motta-Taracena, Carlos	GUA		
R/A SZRAMKOWSKI	POL		
JU 1 POUCHER	IRL	60 : 57	
2 NARSI	IND	58 : 57	
3 PASHA	PAK	59 : 58	
4 OJO	NGR	59 : 58	
5 DAVIES	AUS	60 : 57	

Light Flyweight 48 Kg		Poids mi-mouche 48 kg	
1/4 Bout: 277 / Aug. 07		1/4 combat: 277 / 07 Aout	
NAME	CTRY	RESULTS/RESULTATS	
Lyon, John	GBR		
* Gonzales, Paul	USA	PTS 4:1	
R/A WALKER	NZL		
JU 1 HERNANDEZ LOPEZ	COL	56 : 60	
2 DELMONACO SHEE	CHI	54 : 60	
3 OJO	NGR	60 : 58	
4 HAN	KOR	57 : 59	
5 GEDOAN	INA	55 : 60	

Light Flyweight 48 Kg		Poids mi-mouche 48 kg	
1/2 Bout: 322 / Aug. 09		1/2 combat: 322 / 09 Aout	
NAME	CTRY	RESULTS/RESULTATS	
Mwila, Keith	ZAM		
* Todisco, Salvatore	ITA	PTS 5:0	
R/A RODRIGUEZ	VEN		
JU 1 VEGA	ECU	58 : 59	
2 LOWES	CAN	58 : 59	
3 HOLLAUS	USA	57 : 60	
4 HAN	KOR	57 : 60	
5 PASHA	PAK	56 : 60	

Light Flyweight 48 Kg		Poids mi-mouche 48 kg	
1/2 Bout: 323 / Aug. 09		1/2 combat: 323 / 09 Aout	
NAME	CTRY	RESULTS/RESULTATS	
Bolivar, Jose Marcelino	VEN		
* Gonzales, Paul	USA	PTS 5:0	
R/A KIRIAC	ROM		
JU 1 BALL	GBR	55 : 60	
2 ISHIMARU	JPN	57 : 60	
3 SOMODIO	PHI	55 : 60	
4 ADDALA	TUN	56 : 60	
5 HIOUAD	MAR	56 : 60	

Light Flyweight 48 Kg		Poids mi-mouche 48 kg	
Final Bout: 334 / Aug. 11		Finale combat: 334 / 11 Aout	
NAME	CTRY	RESULTS/RESULTATS	
Todisco, Salvatore	ITA		
* Gonzales, Paul	USA	WKR	
R/A RODRIGUEZ	VEN		
JU 1 HONG	TPE		
2 ADDALA	TUN		
3 NARSI	IND		
4 PASHA	PAK		
5 OJO	NGR		





Light Flyweight  
105.8 pounds

Poids mi-mouche  
48 kg

1/16 (July/Juili 30)

1/8 (Aug/Aout 03)

1/4 (Aug/Aout 07)

1/2 (Aug/Aout 09)

Final/Finale (Aug/Aout 11)

Mamoru Kuroiwa (JPN)

Bye

Francis Tejedor-Casseres (COL)

Bye

Keith Mwila (ZAM)

Bye

Pao-Ming Chung (TPE)

Bye

Salvatore Todisco (ITA)

Bye

Gerrard Hawkins (IRL)

Bye

Jesus Herrera (DOM)

Bye

Carlos G. Salazar (ARG)

Rafael Ramos (PUR)

Mahjoub Mjirih (MAR)

Agapito Gomez (ESP)

Nelson Jamilo (PHI)

Jose Bolivar (VEN)

Mustafa Genc (TUR)

Carlos Motta-Taracena (GUA)

Daniel Mwanci (KEN)

Sanpol Sang-Ano (THA)

Yehuda Ben Hain (ISR)

Michael Ebo Dankwa (GHA)

John Lyon (GBR)

Alego Akomi (SUD)

Abbas Zeghayer (IRQ)

William Bagonza (UGA)

Paul Gonzales (USA)

Kwang-Sun Kim (KOR)

Kuroiwa

Tejedor-Casseres

Mwila

Chung

Todisco

Hawkins

Herrera

Ramos

WKR

Gomez

Bolivar

Motta-Taracena

Mwanci

RSC 1:41 (3rd)

Ben Hain

Lyon

PTS 5:0

Bagonza

RSC 3:00 (2nd)

Gonzales

PTS 5:0

Kuroiwa

PTS 4:1

Mwila

RSCH 1:04 (2nd)

Todisco

PTS 5:0

Ramos

PTS 4:1

Bolivar

PTS 4:1

Motta-Taracena

PTS 4:1

Lyon

PTS 5:0

Gonzales

PTS 5:0

Mwila

PTS 5:0

Todisco

PTS 4:1

Bolivar

PTS 5:0

Gonzales

PTS 4:1

Todisco

PTS 5:0

Gonzales

WKR

Gonzales

PTS 5:0

# Boxing

# Boxe

Flyweight 51 Kg		Poids mouche 51 kg	
1/16 Bout: 057 / July 31		1/16 combat: 057 / 31 Juil	
NAME	CTRY	RESULTS/RESULTATS	
* Ayesu, Peter	MAW	PTS 5:0	
Tuladhar, Prabin	NEP		
R/A WILLIAMSON	USA		
JU 1 BROWN	JAN	<b>60 : 54</b>	
2 NOVICIC	YUG	<b>60 : 56</b>	
3 DOBREV	BUL	<b>60 : 55</b>	
4 DAVIES	AUS	<b>60 : 55</b>	
5 RODRIGUEZ	VEN	<b>60 : 55</b>	

Flyweight 51 Kg		Poids mouche 51 kg	
1/16 Bout: 058 / July 31		1/16 combat: 058 / 31 Juil	
NAME	CTRY	RESULTS/RESULTATS	
* Pinto, Oppe	PAR	PTS 5:0	
Seymour, Andrew	BAH		
R/A POUCHER	IRL		
JU 1 MOUPOUNZA	GAB	<b>59 : 57</b>	
2 KANAKULYA	UGA	<b>59 : 58</b>	
3 BALL	GBR	<b>58 : 56</b>	
4 NARSI	IND	<b>59 : 58</b>	
5 ISHIMARU	JPN	<b>59 : 57</b>	

Flyweight 51 Kg		Poids mouche 51 kg	
1/16 Bout: 059 / July 31		1/16 combat: 059 / 31 Juil	
NAME	CTRY	RESULTS/RESULTATS	
* McCrory, Steven	USA	WKR	
Joseph, Tad	GRN		
R/A KRAMHELLER	FRG		
JU 1 NOVICIC	YUG		
2 OJO	NGR		
3 ADDALA	TUN		
4 SOMODIO	PHI		
5 DAVIES	AUS		

Flyweight 51 Kg		Poids mouche 51 kg	
1/16 Bout: 060 / July 31		1/16 combat: 060 / 31 Juil	
NAME	CTRY	RESULTS/RESULTATS	
Kakooza, John	UGA		
* Garcia, Fausto	MEX	PTS 5:0	
R/A GEDOAN	INA		
JU 1 HAN	KOR	<b>56 : 60</b>	
2 NOVICIC	YUG	<b>56 : 60</b>	
3 QUACCI	ITA	<b>54 : 60</b>	
4 VEGA	ECU	<b>57 : 60</b>	
5 HONG	TPE	<b>57 : 60</b>	

Flyweight 51 Kg		Poids mouche 51 kg	
1/16 Bout: 061 / July 31		1/16 combat: 061 / 31 Juil	
NAME	CTRY	RESULTS/RESULTATS	
Gobran, Fayek	EGY		
* Heo, Yong-Mo	KOR	RSC RD#1 1:47	
R/A LOWES	CAN		
JU 1 WILLIAMSON	USA		
2 DOBREV	BUL		
3 KIRIAC	ROM		
4 DELMONACO SHEE	CHI		
5 VEGA	ECU		

Flyweight 51 Kg		Poids mouche 51 kg	
1/16 Bout: 062 / July 31		1/16 combat: 062 / 31 Juil	
NAME	CTRY	RESULTS/RESULTATS	
* Tabanas, Efren	PHI	KO RD#2 0:28	
Chen, King-Ming	TPE		
R/A ADDALA	TUN		
JU 1 BROWN	JAM		
2 TAVIRA ROMERO	MEX		
3 OJO	NGR		
4 SZRAMKOWSKI	POL		
5 BALL	GBR		

Flyweight 51 Kg		Poids mouche 51 kg	
1/16 Bout: 063 / July 31		1/16 combat: 063 / 31 Juil	
NAME	CTRY	RESULTS/RESULTATS	
* Segawa, Seiki	JPN	KO RO#2 2:52	
Ward, Junior	GUY		
R/A BASUTO MORALES	CUB		
JU 1 CORDERO RAMIREZ	DOM		
2 DOBREV	BUL		
3 KRAMHELLER	FRG		
4 HIOUAD	MAR		
5 TAVIRA ROMERO	MEX		

Flyweight 51 Kg		Poids mouche 51 kg	
1/16 Bout: 064 / July 31		1/16 combat: 064 / 31 Juil	
NAME	CTRY	RESULTS/RESULTATS	
Dunlop, Bill	CAN		
* Can, Eyup	TUR	PTS 5:0	
R/A QUACCI	ITA		
JU 1 SZRAMKOWSKI	POL	<b>55 : 60</b>	
2 WALKER	NZL	<b>54 : 60</b>	
3 TAVIRA ROMERO	MEX	<b>55 : 60</b>	
4 LOPES	BRA	<b>55 : 59</b>	
5 VEGA	ECU	<b>56 : 60</b>	

Flyweight 51 Kg		Poids mouche 51 kg	
1/16 Bout: 073 / July 31		1/16 combat: 073 / 31 Juil	
NAME	CTRY	RESULTS/RESULTATS	
* Mwaba, David	TAN	PTS 5:0	
Amna, Chibou	NIG		
R/A KONNOR	USA		
JU 1 HERNANDEZ	COL	<b>60 : 54</b>	
2 FERNANDEZ	PAN	<b>60 : 56</b>	
3 KIRIAC	ROM	<b>60 : 54</b>	
4 SZRAMKOWSKI	POL	<b>60 : 56</b>	
5 SUKAR	THA	<b>60 : 53</b>	

Flyweight 51 Kg		Poids mouche 51 kg	
1/16 Bout: 074 / July 31		1/16 combat: 074 / 31 Juil	
NAME	CTRY	RESULTS/RESULTATS	
Centillas, Rene	BOL		
* Fenech, Jeffrey	AUS	RSC RD *3 2:33	
R/A NOVICIC	YUG		
JU 1 BROWN	JAN		
2 DOBREV	BUL		
3 ADDALA	TUN		
4 KANAKULYA	UGA		
5 ISHIMARU	JPN		

Flyweight 61 Kg		Poids mouche 51 kg	
1/16 Bout: 075 / July 31		1/16 combat: 075 / 31 Juil	
NAME	CTRY	RESULTS/RESULTATS	
Makhanya, Leonard	SWZ		
* Clinton, Patrick	GBR	PTS 5:0	
R/A RODRIGUEZ	VEN		
JU 1 HONG	TPE	<b>56 : 60</b>	
2 TAVIRA ROMERO	MEX	<b>54 : 60</b>	
3 QUACCI	ITA	<b>57 : 60</b>	
4 NARSI	IND	<b>57 : 60</b>	
5 HAN	KOR	<b>55 : 60</b>	

Flyweight 51 Kg		Poids mouche 51 kg	
1/16 Bout: 076 / July 31		1/16 combat: 076 / 31 Juil	
NAME	CTRY	RESULTS/RESULTATS	
Sang-Ho, Teraporn	THA		
* Redzepovski, Redzep	YUG	PTS 3:2	
R/A VEGA	ECU		
JU 1 CORDERO	DOM	<b>58 : 59</b>	
2 WALKER	NZL	<b>57 : 59</b>	
3 OJO	NGR	<b>58 : 59</b>	
4 MOUPOUNZA	GAB	<b>59 : 58</b>	
5 LOWES	CAN	<b>59 : 56</b>	

Flyweight 51 Kg		Poids mouche 51 kg	
1/16 Bout: 077 / July 31		1/16 combat: 077 / 31 Juil	
NAME	CTRY	RESULTS/RESULTATS	
Mwamba, Patrick	ZAM		
* Bilali, Ibrahim	KEN	PTS 3:2	
R/A WALKER	NZL		
JU 1 CORDERO	DOM	<b>58 : 59</b>	
2 MALDONADO	PUR	<b>60 : 57</b>	
3 LOPES	BRA	<b>56 : 60</b>	
4 KRAMHELLER	FRG	<b>56 : 60</b>	
5 PASHA	PAK	<b>59 : 58</b>	

Flyweight 51 Kg		Poids mouche 51 kg	
1/16 Bout: 078 / July 31		1/16 combat: 078 / 31 Juil	
NAME	CTRY	RESULTS/RESULTATS	
Gomez, Julio Ramon	ESP		
* Mercado, Alvaro	COL	PTS 4:1	
R/A CORDERO	DOM		
JU 1 KONNOR	USA	<b>58 : 59</b>	
2 KANAKULYA	UGA	<b>58 : 59</b>	
3 HIOUAD	MAR	<b>57 : 60</b>	
4 TAVIRA ROMERO	MEX	<b>58 : 59</b>	
5 DAVIES	AUS	<b>59 : 57</b>	

Flyweight 51 Kg		Poids mouche 51 kg	
1/16 Bout: 079 / July 31		1/16 combat: 079 / 31 Juil	
NAME	CTRY	RESULTS/RESULTATS	
Carballo, Ruben Oscar	ARG		
* Ramirez, Laureano	DOM	RSC RD#2 2:41	
R/A KIRIAC	ROM		
JU 1 ADDALA	TUN		
2 KRAMHELLER	FRG		
3 OJO	NGR		
4 HAN	KOR		
5 GEDOAN	INA		

Flyweight 51 Kg		Poids mouche 51 kg	
1/16 Bout: 080 / July 31		1/16 combat: 080 / 31 Juil	
NAME	CTRY	RESULTS/RESULTATS	
Diabateza, Lutuma	ZAI		
* Rodriguez, Jose	PUR	PTS 5:0	
R/A SZRAMKOWSKI	POL		
JU 1 POUCHER	IRL	<b>55 : 60</b>	
2 PASHA	PAK	<b>55 : 60</b>	
3 SOMODIO	PHI	<b>52 : 60</b>	
4 DELMONACO SHEE	CHI	<b>55 : 60</b>	
5 LOPES	BRA	<b>53 : 60</b>	

Flyweight 51 Kg		Poids mouche 51 kg	
1/8 Bout: 183 / Aug. 04		1/8 combat: 183 / 04 Aout	
NAME	CTRY	RESULTS/RESULTATS	
* Ayesu, Peter	MAW	PTS 5:0	
Pinto, Oppe	PAR		
R/A KONNOR	USA		
JU 1 TAVIRA ROMERO	MEX	<b>59 : 57</b>	
2 VEGA	ECU	<b>59 : 58</b>	
3 HERNANDEZ LOPEZ	COL	<b>60 : 56</b>	
4 HONG	TPE	<b>59 : 58</b>	
5 KRAMHELLER	FRG	<b>60 : 56</b>	

Flyweight 51 Kg		Poids mouche 51 kg	
1/8 Bout: 184 / Aug. 04		1/8 combat: 184 / 04 Aout	
NAME	CTRY	RESULTS/RESULTATS	
* McCrory, Steven	USA	RSCH RD#1 1:48	
Garcia, Fausto	MEX		
R/A QUACCI	ITA		
JU 1 NARSI	IND		
2 OJO	NGR		
3 ADDALA	TUN		
4 DAVIES	AUS		
5 VEGA	ECU		

Flyweight 51 Kg		Poids mouche 51 kg	
1/8 Bout: 185 / Aug. 04		1/8 combat: 185 / 04 Aout	
NAME	CTRY	RESULTS/RESULTATS	
* Hea, Yong-Mo	KOR	PTS 4:1	
Tabanas, Efren	PHI		
R/A TAVIRA ROMERO	MEX		
JU 1 KONNOR	USA	<b>59 : 57</b>	
2 OJO	NGR	<b>59 : 58</b>	
3 LOPES	BRA	<b>58 : 59</b>	
4 KIRIAC	ROM	<b>60 : 56</b>	
5 KRAMHELLER	FRG	<b>60 : 57</b>	

Flyweight 51 Kg		Poids mouche 51 kg	
1/8 Bout: 186 / Aug. 04		1/8 combat: 186 / 04 Aout	
NAME	CTRY	RESULTS/RESULTATS	
Segawa, Seiki	JPN		
* Can, Eyup	TUR	PTS 4:1	
R/A VEGA	ECU		
JU 1 LOPES	BRA	<b>59 : 58</b>	
2 CORDERO RAMIREZ	DOM	<b>58 : 59</b>	
3 BASULTO MORALES	CUB	<b>58 : 59</b>	
4 HONG	TPE	<b>58 : 60</b>	
5 HIOUAD	NAR	<b>57 : 60</b>	

Flyweight 51 Kg		Poids mouche 51 kg	
1/8 Bout: 187 / Aug. 04		1/8 combat: 187 / 04 Aout	
NAME	CTRY	RESULTS/RESULTATS	
Mwaba, David	TAN		
* Fenech, Jeffrey	AUS	PTS 5:0	
R/A KRAMHELLER	FRG		
JU 1 NOVICIC	YUG	<b>58 : 60</b>	
2 MALDONADO	PUR	<b>56 : 60</b>	
3 LOWES	CAN	<b>56 : 60</b>	
4 PASHA	PAK	<b>56 : 60</b>	
5 SUKAR	THA	<b>58 : 60</b>	



Flyweight 51 Kg		Poids mouche 51 kg	
1/8 Bout: 188 / Aug. 04		1/8 combat: 188 / 04 Aout	
NAME	CTRY	RESULTS/RESULTATS	
Clinton, Patrick	GBR		
* Redzepovski, Redzep	YUG	KO RD#2 1:48	
R/A SOMODIO	PHI		
JU 1 NARSI	IND		
2 KONNOR	USA		
3 MALDONADO	PUR		
4 ISHIMARU	JPN		
5 KANAKULYA	UGA		

Flyweight 51 Kg		Poids mouche 51 kg	
1/8 Bout: 189 / Aug. 04		1/8 combat: 189 / 04 Aout	
NAME	CTRY	RESULTS/RESULTATS	
* Bilali, Ibrahim	KEN	PTS 4:1	
Mercado, Alvaro	COL		
R/A BALL	GBR		
JU 1 QUACCI	ITA	<b>60 : 58</b>	
2 GEDOAN	INA	<b>57 : 59</b>	
3 DOBREV	BUL	<b>60 : 57</b>	
4 KIRIAC	ROM	<b>59 : 57</b>	
5 HONG	TPE	<b>59 : 58</b>	

Flyweight 51 Kg		Poids mouche 51 kg	
1/8 Bout: 190 / Aug. 04		1/8 combat: 190 / 04 Aout	
NAME	CTRY	RESULTS/RESULTATS	
* Ramirez, Laureano	DOM	PTS 5:0	
Rodriguez, Jose	PUR		
R/A NOVICIC	YUG		
JU 1 PASHA	PAK	<b>60 : 56</b>	
2 BASULTO MORALES	CUB	<b>59 : 58</b>	
3 BALL	GBR	<b>60 : 57</b>	
4 HONG	TPE	<b>59 : 58</b>	
5 DAVIES	AUS	<b>60 : 57</b>	

Flyweight 51 Kg		Poids mouche 51 kg	
1/4 Bout: 262 / Aug. 07		1/4 combat: 262 / 07 Aout	
NAME	CTRY	RESULTS/RESULTATS	
Ayesu, Peter	MAW		
* McCrory, Steven	USA	PTS 5:0	
R/A NOVICIC	YUG		
JU 1 BALL	GBR	<b>55 : 60</b>	
2 NARSI	IND	<b>55 : 60</b>	
3 GEDOAN	INA	<b>56 : 60</b>	
4 HERNANDEZ	COL	<b>55 : 60</b>	
5 WALKER	NZL	<b>54 : 60</b>	

Flyweight 51 Kg		Poids mouche 51 kg	
1/4 Bout: 263 / Aug. 07		1/4 combat: 263 / 07 Aout	
NAME	CTRY	RESULTS/RESULTATS	
Heo, Yong-Mo	KOR		
* Can, Eyup	TUR	PTS 4:1	
R/A TAVIRA	MEX		
JU 1 BASULTO	CUB	<b>57 : 60</b>	
2 OJO	NGR	<b>58 : 59</b>	
3 KANAKULYA	UGA	<b>57 : 60</b>	
4 HONG	TPE	<b>58 : 59</b>	
5 DELMONACO SHEE	CHI	<b>59 : 58</b>	

Flyweight 51 Kg		Poids mouche 51 kg	
1/4 Bout: 264 / Aug. 07		1/4 combat: 264 / 07 Aout	
NAME	CTRY	RESULTS/RESULTATS	
Fenech, Jeffrey	AUS		
* Redzepovski, Redzep	YUG	REV 4:1	
R/A OJO	NGR		
JU 1 EL MAGHRABI	EGY	<b>58 : 60</b>	
2 TAPSUWAN	THA	<b>58 : 59</b>	
3 NYANGWESO	UGA	<b>59 : 58</b>	
4 KONSTANTYNER	BRA	<b>58 : 59</b>	
5 SHEARS	CAN	<b>58 : 59</b>	

Flyweight 51 Kg		Poids mouche 51 kg	
1/4 Bout: 265 / Aug. 07		1/4 combat: 265 / 07 Aout	
NAME	CTRY	RESULTS/RESULTATS	
* Bilali, Ibrahim	KEN	PTS 5:0	
Ramirez, Laureano	DOM		
R/A DOBREV	BUL		
JU 1 BALL	GBR	<b>59 : 58</b>	
2 HONG	TPE	<b>59 : 57</b>	
3 NARSI	IND	<b>59 : 57</b>	
4 DAVIES	AUS	<b>59 : 58</b>	
5 HAN	KOR	<b>59 : 58</b>	

Flyweight 51 Kg		Poids mouche 51 kg	
1/2 Bout: 310 / Aug. 09		1/2 combat: 310 / 09 Aout	
NAME	CTRY	RESULTS/RESULTATS	
* McCrory, Steven	USA	PTS 5:0	
Can, Eyup	TUR		
R/A OJO	NGR		
JU 1 ADDALA	TUN	<b>60 : 56</b>	
2 PASHA	PAK	<b>60 : 55</b>	
3 ISHIMARU	JPN	<b>60 : 57</b>	
4 HONG	TPE	<b>60 : 57</b>	
5 RODRIGUEZ	VEN	<b>60 : 56</b>	

Flyweight 61 Kg		Poids mouche 51 kg	
1/2 Bout: 311 / Aug. 09		1/2 combat: 311 / 09 Aout	
NAME	CTRY	RESULTS/RESULTATS	
* Redzepovski, Redzep	YUG	PTS 5:0	
Bilali, Ibrahim	KEN		
R/A FILIPELLI	USA		
JU 1 LOWES	CAN	<b>60 : 55</b>	
2 HERNANDEZ	COL	<b>59 : 57</b>	
3 VEGA	ECU	<b>60 : 56</b>	
4 HAN	KOR	<b>60 : 56</b>	
5 SOMODIO	PHI	<b>59 : 57</b>	

Flyweight 51 Kg		Poids mouche 51 kg	
Final Bout: 340 / Aug. 11		Final combat: 340 / 11 Aout	
NAME	CTRY	RESULTS/RESULTATS	
* McCrory, Steven	USA	PTS 4:1	
Redzepovski, Redzep	YUG		
R/A HIQUAD	MAR		
JU 1 SOMODIO	PHI	<b>60 : 58</b>	
2 HAN	KOR	<b>59 : 58</b>	
3 OJO	NGR	<b>58 : 59</b>	
4 VEGA	ECU	<b>59 : 58</b>	
5 HONG	TPE	<b>59 : 59</b>	

Bantam weight 54 Kg		Poids coq 54 kg	
1/32 Bout: 035 / July 30		1/32 combat: 035 / 30 Juil	
NAME	CTRY	RESULTS/RESULTATS	
Gaitor, Yao	TOG		
* Eskelinen, Jarmo	FIN	PTS 5:0	
R/A HERNANDEZ LOPEZ	COL		
JU 1 FILIPELLI	USA	<b>54 : 60</b>	
2 CORDERO RAMIREZ	DOM	<b>55 : 60</b>	
3 SUKAR	THA	<b>54 : 60</b>	
4 SOMODIO	PHI	<b>54 : 60</b>	
5 WALKER	NZL	<b>56 : 60</b>	

Bantamweight 54 Kg		Poids coq 54 kg	
1/32 Bout: 036 / July 30		1/32 combat: 036 / 30 Juil	
NAME	CTRY	RESULTS/RESULTATS	
Simic, Ljubisa	YUG		
* Nolasco, Pedro J.	DOM	PTS 4:1	
R/A KANAKULYA	UGA		
JU 1 MOUPOUNZA	GAB	<b>60 : 56</b>	
2 FERNANDEZ	YEN	<b>58 : 59</b>	
3 HONG	TPE	<b>58 : 60</b>	
4 ADOALA	TUN	<b>58 : 60</b>	
5 FERNANDEZ	PAN	<b>58 : 59</b>	

Bantamweight 54 Kg		Poids coq 54 kg	
1/32 Bout: 037 / July 30		1/32 combat: 037 / 30 Juil	
NAME	CTRY	RESULTS/RESULTATS	
* Siryakibbe, John	UGA	PTS 3:2	
Vilchez Suarez, Manuel	VEN		
R/A DAVIES	AUS		
JU 1 FILIPELLI	USA	<b>59 : 57</b>	
2 KIRIAC	ROM	<b>58 : 59</b>	
3 SZRAMKOWSKI	POL	<b>60 : 57</b>	
4 TAVIRA ROMERO	MEX	<b>57 : 58</b>	
5 NARSI	IND	<b>59 : 58</b>	

Bantamweight 54 Kg		Poids coq 54 kg	
1/16 Bout: 125 / Aug. 02		1/16 combat: 125 / 02 Aout	
NAME	CTRY	RESULTS/RESULTATS	
* Decima, Pedro Ruben	ARG	PTS 5:0	
Mukuta, Tshoza	ZAI		
R/A WILLIAMSON	USA		
JU 1 LOWES	CAN	<b>60 : 56</b>	
2 KIRIAC	ROM	<b>60 : 56</b>	
3 QUACCI	ITA	<b>60 : 57</b>	
4 GEDOAN	INA	<b>60 : 56</b>	
5 HAN	KOR	<b>60 : 55</b>	

Bantam weight 54 Kg		Poids coq 54 kg	
1/16 Bout: 126 / Aug. 02		1/16 combat: 126 / 02 Aout	
NAME	CTRY	RESULTS/RESULTATS	
* Oner, Cemal	TUR	PTS 4:1	
Bahtohe, Bararg	CIV		
R/A SOMODIO	PHI		
JU 1 SUKAR	THA	<b>58 : 59</b>	
2 MALDONADO	PUR	<b>59 : 56</b>	
3 TAVIRA ROMERO	MEX	<b>60 : 56</b>	
4 WALKER	NZL	<b>60 : 55</b>	
5 DELMONACO SHEE	CHI	<b>59 : 57</b>	

Bantamweight 54 Kg		Poids coq 54 kg	
1/16 Bout: 127 / Aug. 02		1/16 combat: 127 / 02 Aout	
NAME	CTRY	RESULTS/RESULTATS	
* Takami, Hiroaki	JPN	2:3 REV 4:1	
Elkomy, Gamaleldin	EGY		
R/A KRAMHELLER	FRG		
JU 1 SZRAMKOWSKI	POL	<b>59 : 58</b>	
2 WILLIAMSON	USA	<b>55 : 60</b>	
3 MALDONADO	PUR	<b>57 : 58</b>	
4 RODRIGUEZ	VEN	<b>58 : 59</b>	
5 HONG	TPE	<b>59 : 58</b>	
JURY 1 CARDONA	PUR	<b>59 : 58</b>	
2 MORILLAS	ARG	<b>58 : 58</b>	
3 SERMER	HUN	<b>58 : 56</b>	
4 SCHWARTZ	USA	<b>58 : 59</b>	
5 JETCHEV	BUL	<b>59 : 57</b>	

Bantamweight 54 Kg		Poids coq 54 kg	
1/16 Bout: 128 / Aug. 02		1/16 combat: 128 / 02 Aout	
NAME	CTRY	RESULTS/RESULTATS	
* Walters, Dale	CAN	PTS 5:0	
Kouchene, Mustapha	ALG		
R/A HAN	KOR		
JU 1 ISHIMARU	JPN	<b>60 : 57</b>	
2 POUCHER	IRL	<b>60 : 54</b>	
3 DAVIES	AUS	<b>60 : 55</b>	
4 KRAMHELLER	FRG	<b>60 : 54</b>	
5 LOPES	BRA	<b>60 : 53</b>	

**Boxing**

**Boxe**

Flyweight  
112.5 pounds

Poids mouche  
51 kg







Bantamweight 54 Kg		Poids coq 54kg
1/16 Bout: 129/Aug.02		1/16 combat: 129/02 Aout
NAME	CTRY	RESULTS / RESULTATS
Pongsri, Wanchai	THA	
* Orewa, Joe	NGR	KO RD #2 0:22
R/A LOWES	CAN	
JU 1 WILLIAMSON	USA	
2 KIRIAC	ROM	
3 POUCHER	IRL	
4 HERNANDEZ LOPEZ	GOL	
5 WALKER	NZL	

Bantamweight 54 Kg		Poids coq 54 kg
1/16 Bout: 130/Aug.02		1/16 combat: 130/02Aout
NAME	CTRY	RESULTS / RESULTATS
* Lopez, Hector	MEX	KO RD#3 1:23
Assadoma, Johnny	INA	
R/A ADDALA	TUN	
JU 1 OJO	NGR	
2 QUACCI	ITA	
3 SZRAMKOWSKI	POL	
4 RODRIGEZ	VEN	
5 DELMONACO SHEE	CHI	

Bantamweight 54 Kg		Poids coq 54 kg
1/16 Bout: 131/Aug.02		1/16 combat: 131/02Aout
NAME	CTRY	RESULTS / RESULTATS
Neequaye, Amon	GHA	
* Dube, Ndaba	ZIM	PTS 5:0
R/A CORDERO RAMIREZ	DOM	
JU 1 BROWN	JAW	53:60
2 LOPES	BRA	54:60
3 ISHIMARU	JPN	55:60
4 PASHA	PAK	57:59
5 KRAMHELLER	FRG	56:60

Bantamweight 54 Kg		Poids coq 54 kg
1/16 Bout: 132/Aug.02		1/16 combat: 132/02Aout
NAME	CTRY	RESULTS / RESULTATS
Gertel, Stefan	FRG	
* Gomis, Louis	FRA	RET RD#2 0:02
R/A HIQUAD	WAR	
JU 1 NARSI	IND	
2 KANAKULYA	UGA	
3 MALDONADO	PUR	
4 TAVIRA ROMERO	MEX	
5 HONG	TPE	

Bantamweight 54 Kg		Poids coq 54 kg
1/16 Bout: 141/Aug.02		1/16 combat: 141/02 Aout
NAME	CTRY	RESULTS / RESULTATS
Dyer, Hugh	BIZ	
* PitaluaTamara,Robinson	COL	RSCH RD # 2 2:12
R/A ADDALA	TUN	
JU 1 MOUPOUNDA	GAB	
2 ISHIMARU	JPN	
3 PASHA	PAK	
4 KRAMHELLER	FRG	
5 SZRAMKOWSKI	POL	

Bantamweight 54 Kg		Poids coq 54 kg
1/16 Bout: 142/Aug.02		1/16 combat: 142/02 Aout
NAME	CTRY	RESULTS / RESULTATS
* Khan, Barbar Ali	PAK	PTS 5:0
Abissi, Firmin	BEN	
R/A KONOR	USA	
JU 1 TAVIRA	MEX	
2 RODRIGUEZ	VEN	
3 DELMONACO SHEE	CHI	
4 DAVIES	AUS	
5 KIRIAC	ROM	

Bantamweight 54 Kg		Poids coq 54 kg
1/16 Bout: 143/Aug.02		1/16 combat 143/02 Aout
NAME	CTRY	RESULTS / RESULTATS
* Zulu, Star	ZAM	PTS 5:0
Cruz, Gustavo	NCA	
R/A KIRIAC	ROM	
JU 1 POUCHER	IRL	60 : 58
2 RODRIGEZ	VEN	60 : 57
3 HERNANDEZ	COL	60 : 56
4 KONNOR	USA	60 : 56
5 HONG	TPE	60 : 56

Bantamweight 54 Kg		Poids coq 54 kg
1/16 Bout: 144/Aug.02		1/16 combat 144/02Aout
NAME	CTRY	RESULTS / RESULTATS
* Stecca, Maurizio	ITA	PTS 5:0
Sutcliffe, Phillip	IRL	
R/A HIQUAD	MAR	
JU 1 KANAKULYA	UGA	60:56
2 HAN	KOR	60:56
3 TAVIRA ROMERO	MEX	60 : 53
4 VEGA	ECU	60 : 55
5 DAVIES	AUS	60 : 55

Bantamweight 54 Kg		Poids coq 54 kg
1/16 Bout: 145/Aug.02		1/16 combat: 145/02Aout
NAME	CTRY	RESULTS / RESULTATS
Hyland, John	GBR	RETIRE RD#3 2:15
* Moon, Sung-Kil	KOR	
R/A RODRIGUEZ	VEN	
JU 1 ADDALA	TUN	
2 OJO	NGR	
3 LOPES	BRA	
4 BROWN	JAW	
5 CORDERO	DOM	

Bantamweight 54 Kg		Poids coq 54 kg
1/16 Bout: 146/Aug.02		1/16 combat: 146/02Aout
NAME	CTRY	RESULTS / RESULTATS
* Shannon, Robert	USA	PTS 5:0
Mwangi, Sammy	KEN	
R/A SZRAMKOWSKI	POL	
JU 1 QUACCI	ITA	60 : 56
2 HERNANDEZ	COL	60:58
3 WALKER	NZL	60 : 57
4 SOMODIO	PHI	60 : 58
5 SUKAR	THA	60 : 57

Bantamweight 54 Kg		Poids coq 54 kg
1/16 Bout: 147/Aug.02		1/16 combat: 147/02 Aout
NAME	CTRY	RESULTS / RESULTATS
* Molina, Juan	PUR	PTS 5:0
Eskelinen, Jarmo	FIN	
R/A WALKER	NZL	
JU 1 HAN	KOR	60 : 56
2 ISHIMARU	JPN	60 : 58
3 RODRIGUEZ	VEN	60 : 56
4 VEGA	ECU	60 : 56
5 HIQUAD	WAR	60 : 57

Bantamweight 54 Kg		Poids coq 54 kg
1/16 Bout: 148/Aug.02		1/16 combat: 148/02 Aout
NAME	CTRY	RESULTS / RESULTATS
* Nolasco, Pedro J.	DOM	PTS 5:0
Siryakibbe, John	UGA	
R/A NARSI	IND	
JU 1 HONG	TPE	60 : 57
2 DAVIES	AUS	60 : 57
3 KRAMHELLER	FRG	59 : 58
4 LOPES	BRA	60 : 56
5 KIRIAC	ROM	59 : 57

Bantamweight 54 Kg		Poids coq 54 kg
1/8 Bout: 207/Aug.06		1/8 combat: 207/05 Aout
NAME	CTRY	RESULTS / RESULTATS
* Decima, Pedro Ruben	ARG	PTS 4:1
Oner, Cemal	TUR	
R/A SUKAR	THA	
JU 1 SOMODIO	PHI	59 : 58
2 KANAKULYA	UGA	58 : 60
3 ADDALA	TUN	59 : 58
4 HOLLAUS	USA	60 : 57
5 CORDERO RAMIREZ	DOM	59 : 57

Bantamweight 54 Kg		Poids coq 54 kg
1/8 Bout: 208/Aug. 05		1/8 combat 208/05 Aout
NAME	CTRY	RESULTS / RESULTATS
Takami, Hiroaki	JPN	
* Walters, Dale	CAN	PTS 5:0
R/A SZRAMKOWSKI	POL	
JU 1 KRAMHELLER	FRG	58 : 60
2 OJO	NGR	57 : 59
3 HIQUAD	WAR	58 : 59
4 VEGA	ECU	57 : 60
5 WALKER	NZL	55 : 60

Bantamweight 54 Kg		Poids coq 54 kg
1/8 Bout: 209/Aug.05		1/8combat:209/05Aout
NAME	CTRY	RESULTS / RESULTATS
Orewa, Joe	NGR	
* Lopez, Hector	MEX	PTS 4:1
R/A NOVICIC	YUG	
JU 1 DELMONACO SHEE	CHI	58 : 59
2 LOPES	BRA	57 : 60
3 HONG	TPE	58 : 59
4 PASHA	PAK	59 : 58
5 SOMODIO	PHI	59 : 59

Bantamweight 54 Kg		Poids coq 54 kg
1/8 Bout: 210/Aug.05		1/8 combat: 210/05Aout
NAME	CTRY	RESULTS / RESULTATS
* Dube, Ndaba	ZIM	PTS 5:0
Gomis, Louis	FRA	
R/A HOLLAUS	USA	
JU 1 GEDOAN	INA	59 : 57
2 NALDONADO	PUR	59 : 57
3 HAN	KOR	58 : 57
4 HERNANDEZ	COL	58 : 57
5 WALKER	NZL	59 : 57

Bantamweight 54 Kg		Poids coq 54 kg
1/8 Bout: 211/Aug.05		1/8 combat: 211/05 Aout
NAME	CTRY	RESULTS / RESULTATS
* Pitalua Tamara, Robinson	COL	PTS 5:0
Khan, Barbar Ali	PAK	
R/A BASUL TO MORALES	CUB	
JU 1 HOLLAUS	USA	60 : 56
2 BALL	GBR	60 : 55
3 KIRIAC	ROM	60 : 56
4 OJO	NGR	59 : 58
5 ADDALA	TUN	60 : 57

Bantamweight 54 Kg		Poids coq 54 kg
1/8 Bout: 212/Aug.05		1/8 combat: 212/05 Aout
NAME	CTRY	RESULTS / RESULTATS
Zulu, Star	ZAM	
* Stecca, Maurizio	ITA	PTS 5:0
R/A HONG	TPE	
JU 1 HAN	KOR	57 : 60
2 GEDOAN	INA	58 : 59
3 BASULTO	CUB	58 : 60
4 TAVIRA ROMERO	MEX	56 : 60
5 DELMONACOSHEE	CHI	58 : 60

Bantamweight 54 Kg		Poids coq 54 kg
1/8 Bout: 213/Aug.05		1/8 combat: 213/05 Aout
NAME	CTRY	RESULTS / RESULTATS
* Moon, Sung-Kil	KOR	RSCH RD#3 1:14
Shannon, Robert	USA	
R/A POUCHER	IRL	
JU 1 QUACCI	ITA	
2 HIQUAD	MAR	
3 OJO	NGR	
4 HERNANDEZ LOPEZ	COL	
5 WALKER	NZL	

Bantamweight 54 Kg		Poids coq 54 kg
1/8 Bout: 214/Aug.05		1/8 combat: 214/05Aout
NAME	CTRY	RESULTS / RESULTATS
Moina, Juan	PUR	
* Nolasco, Pedro J.	DOM	PTS 3:2
R/A QUACCI	ITA	
JU 1 KIRIAC	ROM	59 : 58
2 ADDALA	TUN	58 : 59
3 MOUPOUNDA	GAB	59 : 58
4 NARSI	IND	58 : 59
5 PASHA	PAK	58 : 60

Bantamweight 54 Kg		Poids coq 54 kg
1/4 Bout 286/Aug.08		1/4 combat: 286/08 Aout
NAME	CTRY	RESULTS / RESULTATS
Decima, Pedro Ruban	ARG	
* Walters, Dale	CAN	PTS 5:0
R/A KIRIAC	ROM	
JU 1 KRAMHELLER	FRG	57 : 60
2 SUKAR	THA	59 : 59
3 SOMODIO	PHI	59 : 59
4 ADDALA	TUN	58 : 59
5 HIQUAD	MAR	58 : 59

# Boxing

# Boxe

**Bantamweight 54 Kg** Poids coq 54 kg  
1/4 Bout: 287/Aug.08 1/4 combat: 287/08 Aout

NAME	CTRY	RESULTS / RESULTATS
* Lopez, Hector	MEX	PTS 5:0
Dube, Ndaba	ZIM	
R/A SZRMKOWSKI	POL	
JU 1 DOBREV	BUL	60:56
2 ISHIMARU	JPN	60:57
3 PASHA	PAK	59:57
4 HONG	TPE	60:58
5 RODRIGUEZ	VEN	60:56

**Bantamweight 54 Kg** Poids coq 54 kg  
1/4 Bout: 288/Aug.08 1/4 combat: 288/08 Aout

NAME	CTRY	RESULTS / RESULTATS
Pitalua Tamara, Robinson	COL	
* Stecca, Maurizio	ITA	PTS 5:0
R/A KONNOR	USA	
JU 1 TAVIRA ROMERO	MEX	57:60
2 OJO	NGR	58:59
3 KANAKULYA	UGA	58:59
4 WALKER	NZL	56:60
5 HAN	KCR	57:59

**Bantamweight 54 Kg** Poids coq 54 kg  
1/4 Bout: 289/Aug.08 1/4 combat: 289/08 Aout

NAME	CTRY	RESULTS / RESULTATS
Moon, Sung-Kil	KOR	
* Nolasco, Pedro J.	DOM	RSC RD # 1 2:49
R/A NOVICIC	YUG	
JU 1 DOBREV	BUL	
2 HIOUAD	MAR	
3 ADDALA	TUN	
4 HERNANDEZ	COL	
5 HONG	TPE	

**Bantamweight 54 Kg** Poids coq 54 kg  
1/26 Bout: 312/Aug.09 1/2 combat: 312/09 Aout

NAME	CTRY	RESULTS / RESULTATS
Walters, Dale	CAN	
* Lopez, Hector	MEX	PTS 5:0
R/A POUCHER	IRL	
JU 1 BALL	GBR	57:59
2 RODRIGUEZ	VEN	57:60
3 OJO	NGR	58:59
4 SUKAR	THA	58:59
5 NARSI	IND	58:59

**Bantamweight 54 Kg** Poids coq 54 kg  
1/2 Bout: 313/Aug.09 1/2 combat: 313/09 Aout

NAME	CTRY	RESULTS / RESULTATS
* Stecca, Maurizio	ITA	PTS 5:0
Nolasco, Pedro J.	DOM	
R/A WALKER	NZL	
JU 1 HONG	TPE	59:58
2 ISHIMARU	JPN	60:58
3 HIOUAD	MAR	60:57
4 ADDALA	TUN	60:57
5 NARSI	IND	59:57

**Bantamweight 54 Kg** Poids coq 54 kg  
Final Bout: 335/Aug.11 Finale combat 335/11 Aout

NAME	CTRY	RESULTS / RESULTATS
Lopez, Hector	MEX	
* Stecca, Maurizio	ITA	PTS 4:1
R/A SUKAR	THA	
JU 1 SOMODIO	PHI	59:59
2 HIOUAD	MAR	58:59
3 ADDALA	TUN	59:59
4 WALKER	NZL	56:60
5 HERNANDEZ LOPEZ	COL	58:59

**Featherweight 57 Kg** Poids plume 57 kg  
1/32 Bout: 001/July 29 1/32 combat: 001/29 Juil

NAME	CTRY	RESULTS / RESULTATS
Koethras, Stamatios	GRE	
* Faki, Ali	YAW	PTS 4:1
R/A KONNOR	USA	
JU 1 HAN	KOR	58:59
2 LOWES	CAN	60:58
3 DAVIES	CAB	56:60
4 LOPES	BRA	55:60
5 ISHIMARU	JPN	56:60

**Featherweight 57 Kg** Poids plume 57 kg  
1/32 Bout: 002/July29 1/32 combat: 002/29 Juil

NAME	CTRY	RESULTS / RESULTATS
* Lubulwa, Charles	UGA	PTS 4:1
Knox, Shane	AUS	
R/A KIRIAC	ROM	
JU 1 GEDOAN	INA	56:60
2 KRANHHELLER	FRG	59:58
3 MALDONADO	PUR	60:56
4 HERNANDEZ	COL	59:57
5 DELMONACO	CHI	60:56

**Featherweight 57 Kg** Poids plume 57 kg  
1/32 Bout: 003/July 29 1/32 combat: 003/29 Juil

NAME	CTRY	RESULTS / RESULTATS
Frank, Steven	WV	
* Wassa, Alex.Zander	INA	PTS 5:0
R/A KANAKULYA	UGA	
JU 1 DOBREV	BUL	55:60
2 QUACCI	ITA	57:60
3 BROWN	JAM	55:60
4 KNNOR	USA	55:60
5 DAVIES	CAB	57:59

**Featherweight 57 Kg** Poids plume 57 kg  
1/32 Bout: 004/July29 1/32 combat: 004/29 Juil

NAME	CTRY	RESULTS / RESULTATS
Pelly, Tobi	SUD	
* Fitzgerald, Paul	IRL	PTS 5:0
R/A WALKER	NZL	
JU 1 SOMODIO	PHI	57:59
2 SUKAR	THA	58:60
3 CORDERO	DOM	54:60
4 DELMONACO	CHI	55:60
5 FERNANDEZ	PAN	57:60

**Featherweight 57 Kg** Poids plume 57 kg  
1/32 Bout: 005/July29 1/32 combat: 005/29 Juil

NAME	CTRY	RESULTS / RESULTATS
* Pagendam, Steve	CAN	RSC RD # 3 2:38
Soumana, Boubagar	NIG	
R/A SUKAR	THA	
JU 1 NOVICIC	YUG	
2 HONG	TPE	
3 VEGA	ECU	
4 PASHA	PAK	
5 SZRMKOWSKI	POL	

**Featherweight 57 Kg** Poids plume 57 kg  
1/16 Bout: 133/Aug.02 1/16 combat: 133/02 Aout

NAME	CTRY	RESULTS / RESULTATS
Magagula, Jonathan	SWZ	
* Taylor, Kevin	GBR	PTS 5:0
R/A HERNANDEZ LOPEZ	COL	
JU 1 LOPES	BRA	55:60
2 NARSI	IND	57:60
3 PASHA	PAK	54:60
4 LOWES	CAN	55:60
5 TAVIRA ROMERO	MEX	54:60

**Featherweight 57 Kg** Poids plume 57 kg  
1/16 Bout: 134/Aug.02 1/16 combat: 134/02 Aout

NAME	CTRY	RESULTS / RESULTATS
* Park, Hyeong-Oc	KOR	PTS 3:2
Lorick, Nirmal	TRI	
R/A OJO	NGR	
JU 1 ADDALA	TUN	58:59
2 SZRMKOWSKI	POL	60:57
3 KIRIAC	ROM	59:58
4 VEGA	ECU	60:56
5 DELMONACO SHEE	CHI	58:59

**Featherweight 57 Kg** Poids plume 57 kg  
1/16 Bout: 135/Aug.02 1/16 combat: 135/02 Aout

NAME	CTRY	RESULTS / RESULTATS
Boughanmi, Noureddine	TUN	
* Higashi, Satoru	JPN	PTS 4:1
R/A DAVIES	AUS	
JU 1 MALDONADO	PUR	58:59
2 BROWN	JAN	57:58
3 HERNANDEZ LOPEZ	COL	58:59
4 QUACCI	ITA	59:58
5 RODRIGEZ	VEN	57:59

**Featherweight 57 Kg** Poids plume 57 kg  
1/16 Bout: 136/Aug.02 1/16 combat: 136/02 Aout

NAME	CTRY	RESULTS / RESULTATS
* Catari Peraza, Omar	VEN	RSCH RD#2 1:48
Said, Azzedine	ALG	
R/A TAVIRA ROMERO	MEX	
JU 1 BROWN	JAN	
2 GEDOAN	INA	
3 PASHA	PAK	
4 WALKER	NZL	
5 POUCHER	IRL	

**Featherweight 57 Kg** Poids plume 57 kg  
1/16 Bout: 137/Aug.02 1/16 combat: 137/02 Aout

NAME	CTRY	RESULTS / RESULTATS
Pollard, Edward	BAR	
* Hussen, Rajabu	TAN	PTS 5:0
R/A NARSI	IND	
JU 1 HERNANDEZ LOPEZ	COL	57:59
2 LOPES	BRA	56:59
3 KRANHHELLER	FRG	58:59
4 HONG	TPE	57:59
5 SUKAR	THA	58:60

**Featherweight 57 Kg** Poids plume 57 kg  
1/16 Bout: 138/Aug.02 1/16 combat: 138/02 Aout

NAME	CTRY	RESULTS / RESULTATS
Kpakpo, Christian	GHA	
* Wanjau, John	KEN	PTS 5:0
R/A ISHINARU	JPN	
JU 1 CORDERO RAMIREZ	DOM	56:60
2 GEDOAN	INA	55:60
3 WILLIAMSON	USA	53:60
4 QUACCI	ITA	54:60
5 KIRIAC	ROM	54:60

**Featherweight 57 Kg** Poids plume 57 kg  
1/16 Bout: 139/Aug.02 1/16 combat: 139/02 Aout

NAME	CTRY	RESULTS / RESULTATS
* Camacho, Francisco	MEX	RSCH RD#3 1:16
Bezoky, Jean Luc	MAD	
R/A QUACCI	ITA	
JU 1 POUCHER	IRL	
2 SUKAR	THA	
3 HONG	TPE	
4 HAN	KOR	
5 DELMONACO SHEE	CHI	

**Featherweight 57 Kg** Poids plume 57 kg  
1/16 Bout: 140/Aug.02 1/16 combat: 140/02 Aout

NAME	CTRY	RESULTS / RESULTATS
Talpos, Nicolae	ROM	
* Taylor, Meldrick	USA	PTS 5:0
R/A SUKAR	THA	
JU 1 ADDALA	TUN	57:60
2 HIOUAD	MAR	56:60
3 DELMONACO SHEE	CHI	56:60
4 WALKER	NZL	55:60
5 HAN	KOR	57:60

**Featherweight 57 Kg** Poids plume 57 kg  
1/16 Bout: 149/Aug.02 1/16 combat: 149/02 Aout

NAME	CTRY	RESULTS / RESULTATS
Trapero, Haul	ESP	
* Aykac, Turgut	TUR	PTS 5:0
R/A LOWES	CAN	
JU 1 KONNOR	USA	56:60
2 HONG	TPE	57:60
3 MOUPOUNDZA	GAB	55:60
4 SUKAR	THA	57:60
5 GEDOAN	INA	57:60



**Bantamweight**  
119 pounds

**Poids coq**  
54 kg

	1/16 (Aug/Aout02)	1/8 (Aug/Aout 05)	1/4 (Aug/Aout 08)	1/2 (Aug/Aout 09)	Final/Finale (Aug/Aout 11)
Pedro Ruben Decima (ARG)	Decima				
Bye		Decima			
Tschoza Mukuta (ZAI)	Mukuta	PTS 5:0			
Bye			Decima		
Cemal Oner (TUR)	Oner		PTS 4:1		
Bye		Oner			
Bararg Bahtohe (CIV)	Bahtohe	PTS 4:1			
Bye				Walters	
Hiroaki Takami (JPN)	Takami			PTS 5:0	
Bye		Takami			
Gamaleldin Elkomy (EGY)	Elkomy	REV 4:1			
Bye			Walters		
Dale Walters (CAN)	Walters		PTS 5:0		
Bye		Walters			
Mustapha Kouchene (ALG)	Kouchene	PTS 5:0			
Bye					<b>Lopez</b>
Wanchai Pongsri (THA)	Pongrsi				PTS 5:0
Bye		Orewa			
Joe Orewa (NGR)	Orewa	KO 0:22 (2nd)			
Bye			<b>Lopez</b>		
<b>Hector Lopez (MEX)</b>	<b>Lopez</b>	<b>Lopez</b>	PTS 4:1		
Bye					
Johnny Assadoma (INA)	Assadoma	KO 1:23 (3rd)			
Bye				<b>Lopez</b>	
Amon Neequaye (GHA)	Neequaye			PTS 5:0	
Bye		Dube			
Ndaba Dube (ZIM)	Dube	PTS 5:0			
Bye			Dube		
Stefan Gertel (FRG)	Gertel		PTS 5:0		
Bye		Gomis			
Louis Gomis (FRA)	Gomis	RET 0:02 (2nd)			
Bye					<b>Stecca</b>
Hugh Dyer (BIZ)	Dyer				PTS 4:1
Bye		Pitalua Tamara			
Robinson Pitalua Tamara (COL)	Pitalua Tamara	RSCH 2: 12 (2nd)			
Bye			Pitalua Tamara		
Barbar Ali Khan (PAK)	Khan		PTS 5:0		
Bye		Khan			
Firmin Abissi (BEN)	Abissi	PTS 5:0			
Bye				<b>Stecca</b>	
Star Zulu (ZAM)	Zulu			PTS 5:0	
Bye		Zulu			
Gustavo Cruz (NCA)	Cruz	PTS 5:0			
Bye			<b>Stecca</b>		
<b>Maurizio Stecca (ITA)</b>	<b>Stecca</b>	<b>Stecca</b>	PTS 5:0		
Bye					
Phillip Sutcliffe (IRL)	Sutcliffe	PTS 5:0			
Bye					<b>Stecca</b>
John Hyland (GBR)	Hyland				PTS 5:0
Bye		Moon			
Sung-Kil Moon (KOR)	Moon	RET 2:15 (3rd)			
Bye			Moon		
Robert Shannon (USA)	Shannon		RSCH 1: 14 (3rd)		
Bye		Shannon			
Sammy Mwangi (KEN)	Mwangi	PTS 5:0			
Bye				Nolasco	
Juan Molina (PUR)	Molina			RSC 2:49 (1st)	
Bye		Molina			
Yao Gaitor (TOG)	Eskelinen	PTS 5:0			
Jarmo Eskelinen (FIN)	PTS 5:0		Nolasco		
Ljubisa Simic (YUG)	Nolasco		PTS 3:2		
Pedro Nolasco (DOM)	PTS 4:1	Nolasco			
John Siryakibbe (UGA)	Siryakibbei	PTS 5:0			
Manuel Vilchez Suarez (VEN)	PTS 3:2				

# Boxing

# Boxe

**Featherweight 57 Kg** **Poids plume 57 kg**  
**1/16 Bout: 150/Aug.02** **1/16 combat 150/02 Aout**

NAME	CTRY	RESULTS / RESULTATS
Mwamba, Christopher	ZAM	
*Mieses, Abrahan	DOM	REV PTS 4:1
R/A QUACCI	ITA	
JU 1 THIRUGANASOTHI	SIN	56 : 59
2 JETCHEV	BUL	58 : 60
3 COMERT	TUR	58 : 59
4 MORILLAS	ARG	58 : 59
5 ADAJANIA	IND	59 : 58

**Featherweight 57 Kg** **Poids plume 57 kg**  
**1/16 Bout: 151/Aug.02** **1/16 combat 151/02 Aout**

NAME	CTRY	RESULTS / RESULTATS
Sodogah, Ayi	TOG	
* Hegazy, Mohamed	EGY	PTS 5:0
R/A DELMONACO SHEE	CHI	
JU 1 LOWES	CAN	54 : 60
2 NARSI	IND	55 : 60
3 SZRAMOWSKI	POL	54 : 60
4 MALDONADO	PUR	54 : 60
5 POUCHER	IRL	54 : 60

**Featherweight 57 Kg** **Poids plume 57 kg**  
**1/16 Bout 152/Aug.02** **1/16 combat: 152/02 Aout**

NAME	CTRY	RESULTS / RESULTATS
* Zuniga Medrano, Rafael	COL	RSCH RD x 3 2:35
Fernandez, Orlando	RUR	
R/A HONG	TPE	
JU 1 GEDOAN	INA	
2 ISHIMARU	JPN	
3 KANAKULYA	UGA	
4 ADDALA	TUN	
5 QUACCI	ITA	

**Featherweight 57 Kg** **Poids plume 57 kg**  
**1/16 Bout: 153/Aug 02** **1/16 combat: 153/02 Aout**

NAME	CTRY	RESULTS / RESULTATS
* Konyegwachie, Peter	NGR	PTS 5:0
Faki, Ali	YAW	
R/A MALDONADO	PUR	
JU 1 CORDERO	DOM	60 : 56
2 POUCHER	IRL	60 : 57
3 SUKAR	THA	60 : 56
4 KRAMHELLER	FRG	60 : 56
5 HONG	TPE	60 : 56

**Featherweight 57 Kg** **Poids plume 57 kg**  
**1/16 Bout: 154/Aug.02** **1/16 combat: 154/02 Aout**

NAME	CTRY	RESULTS / RESULTATS
* Lubulwa, Chades	UGA	PTS 5:0
Mzatsi, Dieudonne	GAB	
R/A SOMODIO	PHI	
JU 1 NARSI	IND	60 : 54
2 BROWN	JAM	60 : 54
3 CORDERO	DOM	60 : 55
4 WALKER	NZL	60 : 53
5 RODRIGUEZ	VEN	60 : 56

**Featherweight 57 Kg** **Poids plume 57 kg**  
**1/16 Bout: 155/Aug.02** **1/16 combat: 155/02 Aout**

NAME	CTRY	RESULTS / RESULTATS
* Fitzgerald, Paul	IRL	PTS 3 : 2
Pagendam, Steve	CAN	
R/A HERNANDEZ	COL	
JU 1 DAVIES	AUS	59 : 58
2 DELMONACO SHEE	CHI	58 : 58
3 MOUPOUNZA	GAB	57 : 60
4 NARSI	IND	58 : 59
5 ADDALA	TUN	60 : 58

**Featherweight 57 Kg** **Poids plume 67 kg**  
**1/8 Bout: 223/Aug.05** **1/8 combat: 223/05 Aout**

NAME	CTRY	RESULTS / RESULTATS
Taylor, Kevin	GBR	
* Park, Hyeong-Oc	KOR	PTS 3:2
R/A FILIPELLI	USA	
JU 1 LOWES	CAN	59 : 58
2 ADDALA	TUN	59 : 59
3 OJO	NGR	60 : 57
4 DELMONACO SHEE	CHI	58 : 59
5 HERNANDEZ LOPEZ	COL	57 : 59

**Featherweight 57 Kg** **Poids plume 57 kg**  
**1/8 Bout: 224/Aug.05** **1/8 combat: 224/05 Aout**

NAME	CTRY	RESULTS / RESULTATS
Higashi, Satoru	JPN	
* Catari Peraza, Omar	VEN	PTS 4:1
R/A BALL	GBR	
JU 1 POUCHER	IRL	57 : 60
2 TAVIRA RAMERO	MEX	57 : 60
3 MALDONADO	PUR	57 : 59
4 KANAKULYA	UGA	57 : 60
5 HONG	TPE	59 : 58

**Featherweight 57 Kg** **Poids plume 57 kg**  
**1/8 Bout: 225/Aug.05** **1/8 combat: 225/05 Aout**

NAME	CTRY	RESULTS / RESULTATS
Hussen, Rajabu	TAN	
* Wanjau, John	KEN	PTS 4:1
R/A VEGA	ECU	
JU 1 FILIPELLI	USA	56 : 60
2 CORDERO RAMIREZ	DOM	59 : 58
3 KIRIAC	ROM	57 : 59
4 KRAMHELLER	FRG	57 : 60
5 PASHA	PAK	59 : 59

**Featherweight 57 Kg** **Poids plume 57 kg**  
**1/8 Bout: 226/Aug.05** **1/8 combat: 226/05 Aout**

NAME	CTRY	RESULTS / RESULTATS
Camacho, Francisco	MEX	
* Taylor, Meldrick	USA	PTS 5:0
R/A WALKER	NZL	
JU 1 NOVICIC	YUG	56 : 60
2 KRAMHELLER	FRG	57 : 60
3 SUKAR	THA	58 : 60
4 SOMODIO	PHI	55 : 60
5 OJO	NGR	56 : 60

**Featherweight 57 Kg** **Poids plume 57 kg**  
**1/8 Bout: 227/Aug.05** **1/8 combat: 227/05 Aout**

NAME	CTRY	RESULTS / RESULTATS
* Aykac, Turgut	TUR	RSC RD#3 1:34
Mieses, Abrahan	DOM	
R/A OJO	NGR	
JU 1 ADDALA	TUN	
2 ISHIMARU	JPN	
3 NARSI	IND	
4 DELMONACO SHEE	CHI	
5 LOPES	BRA	

**Featherweight 57 Kg** **Poids plume 57 kg**  
**1/8 Bout: 226/Aug.05** **1/8 combat: 226/05 Aout**

NAME	CTRY	RESULTS / RESULTATS
* Hegazy, Mohamed	EGY	PTS 3 : 2
Wassa, Alex.Zander	INA	
R/A SZRAMKOWSKI	POL	
JU 1 QUACCI	ITA	59 : 58
2 LOWES	CAN	58 : 57
3 FILIPELLI	USA	58 : 57
4 VEGA	ECU	57 : 59
5 HONG	TPE	57 : 59

**Featherweight 57 Kg** **Poids plume 57 kg**  
**1/8 Bout: 229/Aug. 05** **1/8 combat: 229/05 Aout**

NAME	CTRY	RESULTS / RESULTATS
Zuniga Medrano, Rafael	COL	
* Konyegwachie, Peter	NGR	2 : 3 REV 4 : 1
R/A TAVIRA ROMERO	MEX	
JU 1 BALL	GBR	58 : 59
2 BASUL TO MORALES	CUB	60 : 57
3 POUCHER	IRL	58 : 59
4 HAN	KOR	59 : 58
5 NARSI	IND	59 : 58
JURY 1 IDZIAK	POL	57 : 60
2 KIM	KOR	59 : 58
3 KALTSCHMITT	GUA	58 : 59
4 TAPSUWAN	THA	58 : 59
5 IVANOVIC	YUG	58 : 59

**Featherweight 57 Kg** **Poids plume 57 kg**  
**1/8 Bout: 230/Aug.05** **1/8 combat: 230/05 Aout**

NAME	CTRY	RESULTS / RESULTATS
* Lubulwa, Charles	UGA	PTS 3 : 2
Fitzgerald, Paul	IRL	
R/A NARSI	IND	
JU 1 PASHA	PAK	60 : 58
2 MALDONADO	PUR	58 : 59
3 TAVIRA ROMERO	MEX	59 : 58
4 LOPES	BRA	59 : 58
5 WALKER	NZL	58 : 60

**Featherweight 57 Kg** **Poids plume 57 kg**  
**1/4 Bout: 298/Aug.08** **1/4 combat: 298/08 Aout**

NAME	CTRY	RESULTS / RESULTATS
Park, Hyeong-Oc	KOR	
* Catari Peraza, Omar	VEN	2 : 3 REV 4:1
R/A HIOUAD	MAR	
JU 1 ADDALA	TUN	58 : 59
2 KIRIAC	ROM	59 : 58
3 SZRMKOWSKI	POL	59 : 59
4 HONG	TPE	59 : 58
5 TAVIRA ROMERO	MEX	58 : 58
JURY 1 JETCHEV	BUL	58 : 59
2 CARDONA	PUR	57 : 59
3 SERMER	HUN	59 : 58
4 AMARTEIFIO	GHA	58 : 60
5 SOLANA	DOM	58 : 59

**Featherweight 57 Kg** **Poids plume 57 kg**  
**1/4 Bout: 299/Aug.08** **1/4 combat: 299/08 Aout**

NAME	CTRY	RESULTS / RESULTATS
Wanjau, John	KEN	
* Taylor, Meldrick	USA	RSC RD#3 2:00
R/A DOBREV	BUL	
JU 1 BALL	GBR	
2 GEDOAN	INA	
3 ISHIMARU	JPN	
4 HERNANDEZ LOPEZ	COL	
5 LOPES	BRA	

**Featherweight 57 Kg** **Poids plume 57 kg**  
**1/4 Bout: 300/Aug.08** **1/4 combat: 300/08 Aout**

NAME	CTRY	RESULTS / RESULTATS
* Aykac, Turgut	TUR	RSC RD#1 1:17
Hegazy, Mohamed	EGY	
R/A WILLIAMSON	USA	
JU 1 BASULTO MORALES	CUB	
2 VEGA	ECU	
3 WALKER	NZL	
4 HAN	KOR	
5 NARSI	IND	

**Featherweight 57 Kg** **Poids plume 57 kg**  
**1/4 Bout: 301/Aug.08** **1/4 combat: 301/08 Aout**

NAME	CTRY	RESULTS / RESULTATS
* Konyegwachie, Peter	NGR	PTS 5:0
Lubulwa,Chades	UGA	
R/A SZRAMKOWSKI	POL	
JU 1 POUCHER	IRL	60 : 58
2 BROWN	JAW	59 : 57
3 CORDERO RAMIREZ	DOW	59 : 57
4 SOMODIO	PHI	59 : 58
5 SUKAR	THA	59 : 58

**Featherweight 57 Kg** **Poids plume 57 kg**  
**1/2 Bout: 324/Aug.09** **1/2 combat: 324/09 Aout**

NAME	CTRY	RESULTS / RESULTATS
Catari Peraza, Omar	VEN	
* Taylor, Meldrick	USA	PTS 5:0
R/A SUKAR	THA	
JU 1 NARSI	IND	56 : 60
2 POUCHER	IRL	55 : 60
3 QUACCI	ITA	56 : 60
4 ADDALA	TUN	56 : 60
5 WALKER	NZL	55 : 60

**Featherweight 57 Kg** **Poids plume 57 kg**  
**1/2 Bout: 325/Aug.09** **1/2 combat: 325/09 Aout**

NAME	CTRY	RESULTS / RESULTATS
Aykac, Turgut	TUR	
* Konyegwachie, Peter	NGR	PTS 5:0
R/A VEGA	ECU	
JU 1 HERNANDEZ LOPEZ	COL	57 : 60
2 HAN	KOR	58 : 59
3 PASHA	PAK	58 : 59
4 BASUL TO MORALES	CUB	57 : 60
5 CORDERO RAMIREZ	DOM	57 : 60

**Featherweight 57 Kg** **Poids plume 57 kg**  
**Find Bout: 341 /Aug. 11** **Finale combat: 341/11 Aout**

NAME	CTRY	RESULTS / RESULTATS
* Taylor, Meldrick	USA	PTS 5:0
Konyegwachie, Peter	NGR	
R/A DAVIES	AUS	
JU 1 SZRAMKOWSKI	POL	60 : 57
2 BALL	GBR	60 : 57
3 SOMODIO	PHI	59 : 57
4 HAN	KOR	59 : 58
5 WALKER	NZL	60 : 57



**Featherweight  
126 pounds**

**Poids plume  
57 kg**

1/32 (July/Juili 29)	1/16 (Aug/Aout 02)	1/8 (Aug/Aout 05)	1/4 (Aug/Aout 08)	1/2 (Aug/Aout 09)	Final/Finale (Aug/Aout 11)
Jonathan Magagula (SWZ)	Magagula				
Bye		Taylor			
Kevin Taylor (GBR)	Taylor	PTS 5 : 0			
Bye			Park		
Hyeong-Oc Park (KOR)	Park		PTS 3 : 2		
Bye		Park			
Nirmal Lorick (TRI)	Lorick	PTS 3 : 2			
Bye				Catari Peraza	
Noureddine Boughanmi (TUN)	Boughanmi			REV 4 : 1	
Bye		Higashi			
Satoru Higashi (JPN)	Higashi	PTS 4 : 1			
Bye			Catari Peraza		
Omar Catari Peraza (VEN)	Catari Peraza		PTS 4 : 1		
Bye		Catari Peraza			
Azzedine Said (ALG)	Said	RSCH 1:48 (2nd)			
Bye					<b>Taylor</b>
Edward Pollard (BAR)	Pollard				PTS 5:0
Bye		Hussen.			
Rajabu Hussen (TAN)	Hussen	PTS 5 : 0			
Bye			Wanjau		
Christian Kpakpo (GHA)	Kpakpo		PTS 4:1		
Bye		Wanjau			
John Wanjau (KEN)	Wanja	PTS 5:0			
Bye				<b>Taylor</b>	
Francisco Camacho (MEX)	Camacho			RSC 2:00 (3rd)	
Bye		Camacho			
Jean Luc Bezoky (MAD)	Bezoky	RSCH 1: 16 (3rd)			
Bye			<b>Taylor</b>		
Nicolae Talpos (ROM)	Talpos		PTS 5:0		
Bye		<b>Taylor</b>			
<b>Meldrick Taylor (USA)</b>	<b>Taylor</b>	PTS 5:0			
Bye					<b>Taylor</b>
Raul Trapero (ESP)	Trapero				PTS 5 : 0
Bye		Aykac			
Turgut Aykac (TUR)	Ay k a c	PTS 5 : 0			
Bye			Aykac		
Christopher Mwamba (ZAM)	Mwamba		RSC 1:34 (3rd)		
Bye		Mieses			
Abraham Mieses (DOM)	Mieses	REV PTS 4:1			
Bye				Aykac	
Ayi Sodogah (TOG)	Sodogah			RSC 1:17 (1st)	
Bye		Hegazy			
Mohamed Hegazy (EGY)	Hegazy	PTS 5 : 0			
Bye			Hegazy		
Wisut Messuantong (THA)	Meesuantong		PTS 3:2		
Bye		Wassa			
Steven Frank (GUY)	Wassa	WKR			
Alex Zander Wassa (INA)	PTS 5 : 0				
Rafael Zuniga Medrano (COL)	Zuniga Medrano				<b>Konyegwachie</b>
Bye		Zuniga Medrano			PTS 5 : 0
Orlando Fernandez (PUR)	Fernandez				
Bye			<b>Konyegwachie</b>		
<b>Peter Konyegwachie (NGR)</b>	<b>Konyegwachie</b>		REV 4 : 1		
Bye		<b>Konyegwachie</b>			
Stamatis Kolethras (GRE)	Faki	PTS 5 : 0			
Ali Faki (MAW)	PTS 4 : 1				
Charles Lubulwa (UGA)	Lubuwa				<b>Konyegwachie</b>
Shane Knox (AUS)	PTS 4 : 1	Lubulwa			PTS 5 : 0
Dieudonne Mzatsi (GAB)	Mzatsi	PTS 5 : 0			
Bye			Lubulwa		
Tobi Pelly (SUD)	Fizgerald		PTS 3 : 2		
Paul Fitzgerald (IRL)	PTS 5 : 0	Fitzgerald			
Steve Pagendam (CAN)	Pagendam	PTS 3:2			
Boubagar Soumopa (NIG)	RSC 2:38 (3rd)				



# Boxing

# Boxe

Lightweight 132 pounds		Poids léger 60 kg			
1/32 (July/Jul 29)	1/16 (Aug/Aout 03)	1/8 (Aug/Aout 05)	1/4 (Aug/Aout 07)	1/2 (Aug/Aout 09)	Final/Finale (Aug/Aout 11)
Jean Claude Labonte (SEY)	Labonte				
Bye		Hernando			
Jose Antonio Hernando (ESP)	Hernando	PTS 5:0			
Bye			Hernando		
Douglas Odame (GHA)	Odame		PTS 5:0		
Bye		Odame			
Dieudonne Kossi (CAF)	Kossi	RSCH 2:22 (3rd)			
Bye				<b>Ortiz</b>	
<b>Luis Ortiz (PUR)</b>	<b>Ortiz</b>			PTS 5:0	
Bye		<b>Ortiz</b>			
Buala Sakul (THA)	Sakul	KO 2:02 (2nd)			
Bye			<b>Ortiz</b>		
Desire Ollo (GAB)	Ollo		KO 0:35 (2nd)		
Bye		Dickson			
Alex Dickson (GBR)	Dickson	PTS 5:0			
Bye					<b>Ortiz</b>
Mboma Kimbu (ZAI)	Kimbu				PTS 3 : 2
Bye		Carew			
Gordon Carew (GUY)	Carew	PTS 5:0			
Bye			Ndongo Ebanga		
Martin Ndongo Ebanga (CMR)	Ndongo Ebanga		KO 2:16 (2nd)		
Bye		Ndongo Ebanga			
Shadrach Odhiambo (SWE)	Odhiambo	RSC 1:35 (2nd)			
Bye				Ndongo Ebanga	
Fahri Sumer (TUR)	Sumer			PTS 4:1	
Bye		Sumer			
Fofana Bakary (CIV)	Bakary	PTS 5:0			
Bye			Sumer		
Jaineck Chinyanta (ZAM)	Chinyanta		PTS 5:0		
Bye		Chinyanta			
Emrol Phillip (GRE)	Phillip	RSC 1:03 (2nd)			
Bye					<b>Whitaker</b>
Ama Sodogah (TOG)	Sodogah				RET 2 : 57 (2nd)
Bye		Nyeko			
Geofrey Nyeko (USA)	Nyeko	PTS 5:0			
Bye			<b>Whitaker</b>		
Omar Adolfo Mendez (RCA)	Mendez		PTS 5:0		
Bye		<b>Whitaker</b>			
<b>Pernell Whitaker (USA)</b>	<b>Whitaker</b>	PTS 5:0			
Bye			<b>Whitaker</b>		
Reiner Gies (FRG)	Gies			PTS 5:0	
Bye		Gies			
Samir Khenyab (IRQ)	Khenyab	PTS 4 : 1			
Bye			Gies		
Milson Randrianasolo (MAD)	Randrianasolo		PTS 5:0		
Bye		Kalbhenn			
John Kalbhenn (CAN)	Kalbhenn	RSCH 2:47 (1st)			
Bye					<b>Whitaker</b>
Zaw Latt (BIR)	Ossai				PTS 5:0
Christopher Ossai (NGR)	PTS 5:0	Ossai			
Angel Beltre (DOM)	Beltre	RSCH 2:52 (2nd)			
Dalbahadur Ranamagar (NEP)	PTS 5:0				
Solomon Kondowe (MAW)	Cantancio			Cantancio	
Lepoldo Cantancio (PHI)	PTS 5:0	Cantancio		REV 5:0	
Asif Kamran Dar (PAK)	Dar	PTS 5:0			
Shlomo Niazov (ISR)	PTS 5:0				Chun
Chil-Sung Chun (KOR)	Chun				RSCH 1:05 (3rd)
Patrick Waweru (KEN)	PTS 3 : 2	Chun			
Slobodan Pavlovic (YUG)	Pavlovic	PTS 4:1			
Luciano Solis (MEX)	PTS 3 : 2			Chun	
Renato Comett (AUS)	Comett			REV 4:1	
Viorel Ioana (RCH)	PTS 4 : 1	Comett			
Hernan Gutierrez Zuniga (COL)	Gutierrez Zuniga	PTS 5:0			
Mustapha Fadli (MAR)	PTS 4 : 1				



**Lightweight 60 Kg** Poids leger 60 kg  
1/32 Bout: 011/July 29 1/32 combat: 011/29 Juil

NAME	CTRY	RESULTS / RESULTATS
Latt, Zaw	BIR	
* Ossai, Christopher	NGR	PTS 5:0
R/A TAVIRA	MEX	
JU 1 CORDERO	DOM	58 : 59
2 VEGA	ECU	57 : 60
3 HONG	TPE	55 : 60
4 DOBREV	BUL	56 : 59
5 KRAMHELLER	FRG	56 : 60

**Lightweight 60 Kg** Poids leger 60 kg  
1/32 Bout: 012/July 29 1/32 combat: 012/29 Juil

NAME	CTRY	RESULTS / RESULTATS
* Beltre, Angel	DOM	PTS 5:0
Ranamagar, Dalbahadur	NEP	
R/A QUACCI	ITA	
JU 1 SZRAMKOWSKI	POL	60 : 56
2 ADDALA	TUN	60 : 55
3 HIOUAD	WAR	60 : 55
4 LOPES	BRA	60 : 56
5 HERNANDEZ	COL	60 : 55

**Lightweight 60 Kg** Poids leger 60 kg  
1/32 Bout: 013/July 29 1/32 combat: 013/29 Juil

NAME	CTRY	RESULTS / RESULTATS
Kondowe, Solomon	MAW	
* Cantancio, Leopoldo	PHI	PTS 5:0
R/A CORDERO	DOM	
JU 1 BASULTO	CUB	57 : 60
2 BALL	GBR	55 : 60
3 NOVICIC	YUG	56 : 60
4 DAVIES	AUS	56 : 60
5 VEGA	ECU	57 : 60

**Lightweight 60 Kg** Poids leger 60 kg  
1/32 Bout: 014/July 29 1/32 combat: 014/29 Juil

NAME	CTRY	RESULTS / RESULTATS
* Dar, Asif Kamran	PAK	PTS 5:0
Niazov, Shlomo	ISR	
R/A KONNOR	USA	
JU 1 MALDONADO	PUR	60 : 54
2 LOPES	BRA	59 : 56
3 QUACCI	ITA	59 : 56
4 POUCHER	IRL	59 : 57
5 WALKER	NZL	59 : 58

**Lightweight 80 Kg** Poids leger 60 kg  
1/32 Bout: 018/July 29 1/32 combat: 015/29 Juil

NAME	CTRY	RESULTS / RESULTATS
* Chun, Chil-Sung	KOR	PTS 3 : 2
Waweru, Patrick	KEN	
R/A KRAMHELLER	FRG	
JU 1 DOBREV	BUL	59 : 58
2 LOWES	CAN	56 : 57
3 BALL	GBR	59 : 58
4 BROWN	JAW	56 : 58
5 DELMONACO SHEE	CHI	60 : 57

**Lightweight 60 Kg** Poids leger 60 kg  
1/32 Bout: 016/July 29 1/32 combat: 016/29 Juil

NAME	CTRY	RESULTS / RESULTATS
* Pavlovic, Slobodan	YUG	PTS 3:2
Solis, Luciano	MEX	
R/A ABBALA	TUN	
JU 1 MOUPOUNZA	GAB	57 : 60
2 HAN	KOR	58 : 59
3 ISHIMARU	JPN	59 : 58
4 PASHA	PAK	59 : 58
5 HONG	TPE	60 : 56

**Lightweight 60 Kg** Poids leger 60 kg  
1/32 Bout: 017/July 29 1/32 combat: 017/29 Juil

NAME	CTRY	RESULTS / RESULTATS
Ioana, Viorel	ROM	
* Cornett, Renato	AUS	PTS 4:1
R/A HIQUAD	MAR	
JU 1 KANAKULYA	UGA	57 : 60
2 SOMODIO	PHI	58 : 57
3 RODRIGUEZ	VEN	58 : 59
4 LOPES	BRA	58 : 59
5 LOWES	CAN	57 : 58

**Lightweight 60 Kg** Poids leger 60 kg  
1/32 Bout: 018/July 29 1/32 combat: 018/29 Juil

NAME	CTRY	RESULTS / RESULTATS
* Gutierrez Zuniga, Heman	COL	PTS 4 : 1
Fadli, Mustapha	MAR	
R/A BASUL TO	CUB	
JU 1 MALDONADO	PUR	59 : 58
2 VEGA	ECU	60 : 57
3 DELMANACO SHEE	CHI	60 : 57
4 POUCHER	IRL	58 : 59
5 KIRIAC	ROM	60 : 57

**Lightweight 60 Kg** Poids leger 60 kg  
1/16 Bout: 156/Aug.03 1/16 combat: 156/03 Aout

NAME	CTRY	RESULTS / RESULTATS
Labonte, Jean Claude	SEY	
* Hernandez, Jose Antonio	ESP	PTS 5:0
R/A FILIPELLI	USA	
JU 1 MALDONADO	PUR	54 : 60
2 LOPES	BRA	54 : 60
3 VEGA	ECU	56 : 60
4 SUKAR	THA	56 : 60
5 DAVIES	AUS	56 : 60

**Lightweight 60 Kg** Poids leger 60 kg  
1/16 Bout: 157/Aug.03 1/16 combat: 157/03 Aout

NAME	CTRY	RESULTS / RESULTATS
* Odame, Douglas	GHA	RSCH RD#3 2 : 22
Kossi, Dieudonne	CAF	
R/A MALDONADO	PUR	
JU 1 BASUL TO MORALES	CUB	
2 BALL	GBR	
3 DOBREV	BUL	
4 SOMODIO	PHI	
5 NARSI	IND	

**Lightweight 60 Kg** Poids leger 80 kg  
1/16 Bout: 158/Aug.03 1/16 combat: 158/03 Aout

NAME	CTRY	RESULTS / RESULTATS
* Ortiz, Luis F.	PUR	KO RD # 2 2:02
Sakul,Buala	THA	
R/A SZRAMKOWSKI	POL	
JU 1 MOUPOUNZA	GAB	
2 KANAKULYA	UGA	
3 WALKER	NZL	
4 POUCHER	IRL	
5 NOVICIC	YUG	

**Lightweight 60 Kg** Poids leger 60 kg  
1/16 Bout: 159/Aug.03 1/16 combat: 159/03 Aout

NAME	CTRY	RESULTS / RESULTATS
Oilo, Desire	GAB	
* Dickson, Alex	GBR	PTS 5:0
R/A CORDERO RAMIREZ	DOM	
JU 1 BROWN	JAM	56 : 60
2 HERNANDEZ LOPEZ	COL	55 : 60
3 VEGA	ECU	56 : 60
4 SOMODIO	PHI	55 : 60
5 GEDOAN	INA	56 : 60

**Lightweight 60 Kg** Poids leger 60 kg  
1/16 Bout: 160/Aug.03 1/16 combat: 160/03 Aout

NAME	CTRY	RESULTS / RESULTATS
Kimbu, Mboma	ZAI	
* Carew, Gordon	GUY	PTS 5:0
R/A SUKAR	THA	
JU 1 QUACCI	ITA	55 : 60
2 SZRAMKOWSKI	POL	55 : 60
3 NARSI	IND	55 : 60
4 DAVIES	AUS	55 : 60
5 LOWES	CAN	56 : 59

**Lightweight 60 Kg** Poids leger 60 kg  
1/16 Bout: 161/Aug.03 1/16 combat: 161/03 Aout

NAME	CTRY	RESULTS / RESULTATS
* Ndongo Ebanga, Martin	CMR	RSC RD#2 1:35
Odhiambo, Shadrach	SWE	
R/A LOWES	CAN	
JU 1 FILIPELLI	USA	
2 RODRIGEZ	VEN	
3 DELMANACO SHEE	CHI	
4 HAN	KOR	
5 SUKAR	THA	

**Lightweight 60 Kg** Poids leger 60 kg  
1/16 Bout: 162/Aug.03 1/16 combat: 162/03 Aout

NAME	CTRY	RESULTS / RESULTATS
* Sumer, Fahri	TUR	PTS 5:0
Bakary, Fofana	CIV	
R/A WALKER	NZL	
JU 1 FERNANDEZ	PAN	60 : 55
2 CORDERO	DOM	60 : 56
3 DELMONACO SHEE	CHI	60 : 56
4 RODRIGUEZ	VEN	60 : 57
5 GEDOAN	INA	60 : 56

**Lightweight 60 Kg** Poids leger 60 kg  
1/16 Bout: 163/Aug.03 1/16 combat: 163/03 Aout

NAME	CTRY	RESULTS / RESULTATS
* Chinyanta, Jaineck	ZAM	RSC RD#2 1:03
Phillip, Emrol	GRE	
R/A TAVIRA ROMERO	MEX	
JU 1 LOWES	CAN	
2 HERNANDEZ	CQL	
3 LOPES	BRA	
4 NARSI	IND	
5 SOMODIO	PHI	

**Lightweight 60 Kg** Poids leger 60 kg  
1/16 Bout: 167/Aug.03 1/16 combat: 167/03 Aout

NAME	CTRY	RESULTS / RESULTATS
Sodogah, Ama	TOG	
* Nyeko, Geoffrey	UGA	PTS 5:0
R/A HAN	KOR	
JU 1 GEDOAN	INA	56 : 60
2 DOBREV	BUL	55 : 60
3 POUCHER	IRL	55 : 60
4 LOWES	CAN	51 : 60
5 LOPES	BRA	56 : 60

**Lightweight 60 Kg** Poids leger 60 kg  
1/16 Bout: 168/Aug.03 1/16 combat: 168/03 Aout

NAME	CTRY	RESULTS / RESULTATS
Mendez,Omar Adolfo	NCA	
* Whitaker, Pemell	USA	PTS 5:0
R/A SZRAMKOWSKI	POL	
JU 1 BALL	GBR	53 : 60
2 KANAKULYA	UGA	56 : 60
3 OJO	NGR	54 : 60
4 WALKER	NZL	52 : 60
5 SOMODIO	PHI	53 : 60

**Lightweight 60 Kg** Poids leger 60 kg  
1/16 Bout: 169/Aug.03 1/16 combat: 169/03 Aout

NAME	CTRY	RESULTS / RESULTATS
* Gies, Reiner	FRG	PTS 4:1
Khenyab, Samir	IRQ	
R/A DAVIES	AUS	
JU 1 BASULTO	CUB	59 : 58
2 RODRIGUEZ	VEN	60 : 57
3 HOLAU	USA	57 : 60
4 MOUPOUNZA	GAB	60 : 57
5 VEGA	ECU	59 : 58

**Lightweight 60 Kg** Poids leger 60 kg  
1/16 Bout: 170/Aug.03 1/16 combat: 170/03 Aout

NAME	CTRY	RESULTS / RESULTATS
Randrianasolo, Milson	MAD	
* Kalbhenn, John	CAN	RSCH RD # 1 2:47
R/A POUCHER	IRL	
JU 1 QUACCI	ITA	
2 SAMODIO	PHI	
3 NARSI	IND	
4 DAVIES	AUS	
5 RODRIGUEZ	VEN	

**Lightweight 60 Kg** Poids leger 60 kg  
1/16 Bout: 171/Aug.03 1/16 combat: 171/03 Aout

NAME	CTRY	RESULTS / RESULTATS
* Ossai, Christopher	NGR	RSCH RD#2 2:52
Beltre, Angel	DOM	
R/A HOLAU	USA	
JU 1 DELMONACO SHEE	CHI	
2 NOVICIC	YUG	
3 SZRAMKOWSKI	POL	
4 NARSI	IND	
5 LOWES	CAN	

# Boxing

# Boxe

**Lightweight 60 Kg** **Poids leger 60 kg**  
1/16 Bout: 172/Aug.03 1/16 combat: 172/03 Aout

NAME	CTRY	RESULTS / RESULTATS
* Cantancio, Leopoldo	PHI	PTS 5:0
Dar, Asif Kamran	PAK	
R/A OJO	NGR	
JU 1 KANAKULYA	UGA	60 : 57
2 DOBREV	BUL	60 : 57
3 BALL	GBR	60 : 55
4 WALKER	NZL	60 : 57
5 VEGA	ECU	60 : 57

**Lightweight 80 Kg** **Poids leger 60 kg**  
1/16 Bout: 173/Aug.03 1/16 combat: 173/03 Aout

NAME	CTRY	RESULTS / RESULTATS
* Chun, Chil-Sung	KOR	PTS 4:1
Pavlovic, Slobodan	YUG	
R/A CORDERO RAMIREZ	DOM	
JU 1 BASULTO MORALES	CUB	60 : 57
2 RODRIGUEZ	VEN	60 : 57
3 TAVIRA ROMERO	MEX	59 : 58
4 DAVIES	AUS	60 : 57
5 MOUPOUNDZA	GAB	58 : 59

**Lightweight 80 Kg** **Poids leger 80 kg**  
1/16 Bout: 174/Aug.03 1/16 combat: 174/03 Aout

NAME	CTRY	RESULTS / RESULTATS
* Cornett, Renato	AUS	PTS 5:0
Gutierrez Zuniga, Hernan	COL	
R/A SUKAR	THA	
JU 1 NARSI	IND	59 : 58
2 POUCHER	IRL	59 : 58
3 NOVICIC	YUG	60 : 59
4 LOWES	CAN	60 : 56
5 MALDONADO	PUR	59 : 58

**Lightweight 80 Kg** **Poids leger 60 kg**  
1/8 Bout: 231/Aug.05 1/8 combat: 231/05 Aout

NAME	CTRY	RESULTS / RESULTATS
* Hernando, Jose Antonio	ESP	PTS 5:0
Odame, Douglas	GHA	
R/A LOWES	CAN	
JU 1 HERNANDEZ LOPEZ	COL	59 : 57
2 ISHIMARU	JPN	60 : 58
3 SOMODIO	PHI	59 : 57
4 CORDERO RAMIREZ	DOM	60 : 57
5 WALKER	NZL	60 : 55

**Lightweight 60 Kg** **Poids leger 80 kg**  
1/8 Bout: 232/Aug.05 1/8 combat: 232/05 Aout

NAME	CTRY	RESULTS / RESULTATS
* Ortiz, Luis F.	PUR	KO RD#2 0:35
Dickson, Alex	GBR	
R/A HIOUAD	WAR	
JU 1 SUKAR	THA	
2 GEDOAN	INA	
3 HERNANDEZ LOPEZ	COL	
4 WALKER	NZL	
5 ADDALA	TUN	

**Lightweight 60 Kg** **Poids leger 60 kg**  
1/8 Bout: 233/Aug.05 1/8 combat: 233/05 Aout

NAME	CTRY	RESULTS / RESULTATS
Carew, Gordon	GUY	
* Ndongo Ebanga, Martin	CMR	KO RD#2 2:16
R/A KRAMHELLER	FRG	
JU 1 DOBREV	BUL	
2 CORDERO RAMIREZ	DOM	
3 FILIPELLI	USA	
4 PASHA	PAK	
5 SOMODIO	PHI	

**Lightweight 60 Kg** **Poids leger 60 kg**  
1/8 Bout: 234/Aug.05 1/8 combat: 234/05 Aout

NAME	CTRY	RESULTS / RESULTATS
* Sumer, Fahri	TUR	PTS 5:0
Chinyanta, Jaineck	ZAM	
R/A CORDERO RAMIREZ	DOM	
JU 1 ISHIMARU	JPN	59 : 58
2 GEDOAN	INA	59 : 57
3 FILIPELLI	USA	57 : 55
4 HERNANDEZ LOPEZ	COL	58 : 57
5 LOPES	BRA	59 : 58

**Lightweight 60 Kg** **Poids leger 80 kg**  
1/8 Bout: 235/Aug.05 1/8 combat: 235/05 Aout

NAME	CTRY	RESULTS / RESULTATS
Nyeko, Geoffrey	UGA	
* Whitaker, Pernell	USA	PTS 5:0
R/A QUACCI	ITA	
JU 1 SZRAMKOWSKI	POL	55 : 60
2 HERNANDEZ LOPEZ	COL	55 : 60
3 DELMONACO SHEE	CHI	54 : 60
4 HAN	KOR	56 : 60
5 WALKER	NZL	55 : 60

**Lightweight 60 Kg** **Poids leger 60 kg**  
1/8 Bout: 236/Aug.05 1/8 combat: 238/05 Aout

NAME	CTRY	RESULTS / RESULTATS
* Gies, Reiner	FRG	PTS 5:0
Kalbhenn, John	CAN	
R/A SUKAR	THA	
JU 1 HAN	KOR	59 : 57
2 LOPES	BRA	60 : 56
3 HONG	TPE	60 : 56
4 KANAKULYA	UGA	59 : 58
5 OJO	NGR	60 : 56

**Lightweight 80 Kg** **Poids leger 60 kg**  
1/8 Bout: 237/Aug.05 1/8 combat: 237/05 Aout

NAME	CTRY	RESULTS / RESULTATS
Ossai, Christopher	NGR	
* Cantancio, Leopoldo	PHI	2:3 REV 5:0
R/A NOVICIC	YUG	
JU 1 KRAMHELLER	FRG	60 : 57
2 TAVIRA ROMERO	MEX	57 : 59
3 LOWES	CAN	59 : 58
4 DELMONACO SHEE	CHI	57 : 60
5 HERNANDEZ LOPEZ	COL	59 : 58
JURY 1 KONSTANTYNER	BRA	57 : 60
2 LEON HIDALGO	VEN	58 : 59
3 LEBRON-ORTIZ	PUR	57 : 60
4 SHEARS	CAN	58 : 59
5 IVANOVIC	YUG	57 : 60

**Lightweight 60 Kg** **Poids leger 60 kg**  
1/8 Bout: 238/Aug.05 1/8 combat: 238/05 Aout

NAME	CTRY	RESULTS / RESULTATS
* Chun, Chil-Sung	KOR	2:3 REV 4:1
Cornett, Renato	AUS	
R/A LOWES	CAN	
JU 1 MALDONADO	PUR	58 : 60
2 KIRIAC	ROM	58 : 59
3 BALL	GBR	57 : 60
4 VEGA	ECU	59 : 58
5 MOUPOUNDZA	GAB	59 : 57
JURY 1 LEON HIDALGO	VEN	59 : 57
2 EL MAGHRABI	EGY	60 : 57
3 LEBRON-ORTIZ	PUR	59 : 58
4 NYANGWESO	UGA	58 : 59
5 IVANOVIC	YUG	59 : 58

**Lightweight 80 Kg** **Poids leger 60 kg**  
1/4 Bout: 278/Aug.07 1/4 combat: 278/07 Aout

NAME	CTRY	RESULTS / RESULTATS
Hernando, Jose Antonio	ESP	
* Ortiz, Luis F.	PUR	PTS 5:0
R/A SOMODIO	PHI	
JU 1 SUKAR	THA	56 : 60
2 VEGA	ECU	56 : 60
3 KANAKULYA	UGA	58 : 59
4 NARSI	IND	56 : 60
5 HONG	TPE	55 : 60

**Lightweight 60 Kg** **Poids leger 60 kg**  
1/4 Bout: 279/Aug.07 1/4 combat: 279/07 Aout

NAME	CTRY	RESULTS / RESULTATS
* Ndongo Ebanga, Martin	CMR	PTS 4:1
Sumer, Fahri	TUR	
R/A FILIPELLI	USA	
JU 1 LOWES	CAN	60 : 57
2 ISHIMARU	JPN	59 : 59
3 SOMODIO	PHI	60 : 55
4 HERNANDEZ LOPEZ	COL	59 : 58
5 DELMONACO SHEE	CHI	59 : 58

**Lightweight 60 Kg** **Poids leger 60 kg**  
1/4 Bout: 280/Aug.07 1/4 combat: 280/07 Aout

NAME	CTRY	RESULTS / RESULTATS
* Whitaker, Pernell	USA	PTS 5:0
Gies, Reiner	FRG	
R/A GEDOAN	INA	
JU 1 ISHIMARU	JPN	60 : 55
2 OJO	NGR	60 : 56
3 DAVIES	AUS	60 : 54
4 HERNANDEZ LOPEZ	COL	60 : 54
5 HONG	TPE	60 : 55

**Lightweight 60 Kg** **Poids leger 60 kg**  
1/4 Bout: 281/Aug.07 1/4 combat: 281/07 Aout

NAME	CTRY	RESULTS / RESULTATS
Cantancio, Leopoldo	PHI	
* Chun, Chil-Sung	KOR	RSCH RD#3 1:05
R/A BASULTO MORALES	CUB	
JU 1 BROWN	JAM	
2 VEGA	ECU	
3 RODRIGUEZ	VEN	
4 DOBREV	BUL	
5 QUACCI	ITA	

**Lightweight 60 Kg** **Poids leger 60 kg**  
1/2 Bout: 328/Aug.09 1/2 combat: 328/09 Aout

NAME	CTRY	RESULTS / RESULTATS
* Ortiz, Luis F.	PUR	PTS 3:2
Ndongo Ebanga, Martin	CMR	
R/A KRAMHELLER	FRG	
JU 1 SZRAMKOWSKI	POL	59 : 58
2 SOMODIO	PHI	58 : 59
3 NARSI	IND	58 : 60
4 HERNANDEZ LOPEZ	COL	58 : 57
5 HONG	TPE	59 : 58

**Lightweight 80 Kg** **Poids leger 60 kg**  
1/2 Bout: 327/Aug.09 1/2 combat: 327/09 Aout

NAME	CTRY	RESULTS / RESULTATS
* Whitaker, Pernell	USA	PTS 5:0
Chun, Chil-Sung	KOR	
R/A SZRAMKOWSKI	POL	
JU 1 POUCHER	IRL	60 : 57
2 ADDALA	TUN	60 : 58
3 HIQUAD	WAR	60 : 57
4 WALKER	NZL	60 : 57
5 VEGA	ECU	60 : 57

**Lightweight 60 Kg** **Poids leger 60 kg**  
Final Bout: 336/Aug.11 Finale combat: 338/11 Aout

NAME	CTRY	RESULTS / RESULTATS
Ortiz, Luis F.	PUR	
* Whitaker, Pernell	USA	RET RD#2 2:57
R/A NARSI	IND	
JU 1 OJO	NGR	
2 ADDALA	TUN	
3 DOBREV	BUL	
4 ISHIMARU	JPN	
5 HAN	KOR	

Light Welterweight 63.5 Kg 1/32 Bout: 019/July 29			Poids mi-welter 63.5 kg 1/32 combat: 019/29 Juil			Light Welterweight 63.5 Kg 1/16 Bout: 095/Aug.01			Poids mi-welter 63.5 kg 1/16 combat: 095/01 Aout			Light Welterweight 63.5 Kg 1/16 Bout: 110/Aug. 01			Poids mi-welter 63.5 kg 1/16 combat: 110/01 Aout		
NAME	CTRY	RESULTS / RESULTATS	NAME	CTRY	RESULTS / RESULTATS	NAME	CTRY	RESULTS / RESULTATS	NAME	CTRY	RESULTS / RESULTATS	NAME	CTRY	RESULTS / RESULTATS	NAME	CTRY	RESULTS / RESULTATS
* Umponmaha, Dhawee	THA	PTS 5:0	* Page, Jerry	USA	PTS 5:0	Lahmar, Hassan	MAR		* Sjostrand, Stefan	SWE	RSC RD#2 1:02	Miura, Kunihiko	JPN		* Belkhir, Loffi	TUN	PTS 4:1
Pradhan, Jaslal	IND		Gertel, Helmut	FRG		R/A HOLAUS	USA		R/A KIRIAC	RON		R/A KRAMHELLER	FRG	58:58	R/A SZRANKOWSKI	PAN	
R/A BALL	GBR		R/A RORIGUEZ	VEN		JU 1 CORDERO	DOM		JU 1 FERNANDEZ	PAN		2 DELMONACO SHEE	CHI	60:57	JU 1 FERNANDEZ	PAN	
JU 1 KRMHELLER	FRG	59:58	JU 1 SOMODIO	PHI	60:58	2 HERNANDEZ	COL		2 RODRIGUEZ	VEN		3 POUCHER	IRL		2 RODRIGUEZ	VEN	
2 TAVIRA	MEX	60:56	2 PASHA	PAK	59:57	3 SUKAR	THA		3 POUCHER	IRL		3 POUCHER	IRL		3 POUCHER	IRL	
3HERNANDEZ	COL	59:56	3 DAVIES	AUS	58:57	4 DAVIES	AUS		4 DOBREV	BUL		4 DOBREV	BUL		4 DOBREV	BUL	
4 LOPES	BRA	59:57	4 ADDALA	TUN	59:58	5 ISHIMARU	JPN		5 HAN	KOR		5 HAN	KOR		5 HAN	KOR	
5 BROWN	JAW	59:57	5 OJO	NGR	59:57												
Light Welterweight 63.5 Kg 1/32 Bout: 020/July 29			Poids mi-welter 63.5 kg 1/32 combat:020/29Juil			Light Welterweight 63.5 Kg 1/16 Bout: 096/Aug.01			Poids mi-welter 63.5 kg 1/16 combat: 096/01 Aout			Light Welterweight 63.5 Kg 1/16 Bout: 111/Aug.01			Poids mi-welter 63.5 kg 1/16 combat: 111/01 Aout		
NAME	CTRY	RESULTS / RESULTATS	NAME	CTRY	RESULTS / RESULTATS	NAME	CTRY	RESULTS / RESULTATS	NAME	CTRY	RESULTS / RESULTATS	NAME	CTRY	RESULTS / RESULTATS	NAME	CTRY	RESULTS / RESULTATS
Kafuanka, Muenge	ZAI		Vuorinen, Hannu	FIN		* Miura, Kunihiko	JPN		* Belkhir, Loffi	TUN	PTS 4:1	Miura, Kunihiko	JPN		* Belkhir, Loffi	TUN	PTS 4:1
* Maisonet, Jorge	PUR	RSC RD #1 2:00	* Robles, Octavio	MEX	PTS 3:2	R/A KIRIAC	RON		R/A KIRIAC	RON		R/A KIRIAC	RON		R/A KIRIAC	RON	
R/A DOBREV	BUL		R/A ADDALA	TUN		JU 1 KRAMHELLER	FRG	58:58	JU 1 KRAMHELLER	FRG	58:58	JU 1 KRAMHELLER	FRG	58:58	JU 1 KRAMHELLER	FRG	58:58
JU 1 SUKAR	THA		JU 1 KANAKULYA	UGA	58:59	2 DELMONACO SHEE	CHI	60:57	2 DELMONACO SHEE	CHI	60:57	2 DELMONACO SHEE	CHI	60:57	2 DELMONACO SHEE	CHI	60:57
2 NARSI	IND		2 LOPES	BRA	60:56	3 TAVIRA ROMERO	MEX	57:58	3 TAVIRA ROMERO	MEX	57:58	3 TAVIRA ROMERO	MEX	57:58	3 TAVIRA ROMERO	MEX	57:58
3 QUACCI	ITA		3 VEGA	ECU	59:59	4 VEGA	ECU	57:60	4 VEGA	ECU	57:60	4 VEGA	ECU	57:60	4 VEGA	ECU	57:60
4 SZRAMKOWSKI	POL		4 GEDOAN	INA	58:59	5 WALKER	NZL	58:59	5 WALKER	NZL	58:59	5 WALKER	NZL	58:59	5 WALKER	NZL	58:59
5 VEGA	ECU		5 ISHIMARU	JPN	59:58												
Light Welterweight 63.5 Kg 1/32 Bout: 021/July 29			Poids mi-welter 63.5 kg 1/32 combat: 021/29 Juil			Light Welterweight 63.5 Kg 1/16 Bout: 097/Aug.01			Poids mi-welter 63.5 kg 1/16 combat: 097/01 Aout			Light Welterweight 63.5 Kg 1/16 Bout: 112/Aug.01			Poids mi-welter 63.5 kg 1/16 combat: 112/01 Aout		
NAME	CTRY	RESULTS / RESULTATS	NAME	CTRY	RESULTS / RESULTATS	NAME	CTRY	RESULTS / RESULTATS	NAME	CTRY	RESULTS / RESULTATS	NAME	CTRY	RESULTS / RESULTATS	NAME	CTRY	RESULTS / RESULTATS
* Ioane, Apelu	SAY	PTS 5:0	* Ahned Hadjala, Ikhlef	ALG	RSC RD#2 1:51	* Armanios, Roshdy	EGY	RSCH RD #2 0:39	* Armanios, Roshdy	EGY	RSCH RD #2 0:39	* Armanios, Roshdy	EGY	RSCH RD #2 0:39	* Armanios, Roshdy	EGY	RSCH RD #2 0:39
Mazzon Duarte, Evaristo	URU		Maskey, Umesh	NEP		Magwaza, Bhutana	SWZ		Magwaza, Bhutana	SWZ		Magwaza, Bhutana	SWZ		Magwaza, Bhutana	SWZ	
R/A HAN	KOR		R/A LOWES	CAN		R/A SZRANKOWSKI	POL		R/A SZRANKOWSKI	POL		R/A SZRANKOWSKI	POL		R/A SZRANKOWSKI	POL	
JU 1 GEDOAN	INA	60:56	JU 1 FILIPELLI	USA		JU 1 FERNANDEZ	PAN		JU 1 FERNANDEZ	PAN		JU 1 FERNANDEZ	PAN		JU 1 FERNANDEZ	PAN	
2 POUCHER	IRL	59:59	2 DOBREV	BUL		2 RODRIGUEZ	VEN		2 RODRIGUEZ	VEN		2 RODRIGUEZ	VEN		2 RODRIGUEZ	VEN	
3 KIRIAC	ROM	59:57	3 KRAMHELLER	FRG		3 POUCHER	IRL		3 POUCHER	IRL		3 POUCHER	IRL		3 POUCHER	IRL	
4 LOWES	CAN	60:55	4 RODRIGUEZ	VEN		4 DOBREV	BUL		4 DOBREV	BUL		4 DOBREV	BUL		4 DOBREV	BUL	
5 BASULTO	CUB	60:56	5 LOPES	BRA		5 HAN	KOR		5 HAN	KOR		5 HAN	KOR		5 HAN	KOR	
Light Welterweight 63.5 Kg 1/32 Bout: 022/July 29			Poids mi-welter 63.5 kg 1/32 combat: 022/29 Juil			Light Welterweight 63.5 Kg 1/16 Bout: 098/Aug. 01			Poids mi-welter 63.5 kg 1/16 combat: 098/01 Aout			Light Welterweight 63.5 Kg 1/16 Bout: 113/Aug.01			Poids mi-welter 63.5 kg 1/16 combat: 113/01 Aout		
NAME	CTRY	RESULTS / RESULTATS	NAME	CTRY	RESULTS / RESULTATS	NAME	CTRY	RESULTS / RESULTATS	NAME	CTRY	RESULTS / RESULTATS	NAME	CTRY	RESULTS / RESULTATS	NAME	CTRY	RESULTS / RESULTATS
Chisala, Dimus	ZAM		* Mbereke, Jean Pierre	CMR	PTS 5:0	* Griffiths, David	GBR	PTS 5:0	* Griffiths, David	GBR	PTS 5:0	* Griffiths, David	GBR	PTS 5:0	* Griffiths, David	GBR	PTS 5:0
* Nwokolo, Charles	NGR	PTS 5:0	Zialor, Ramy	SEY		Charleswell, Clifton	ISV		Charleswell, Clifton	ISV		Charleswell, Clifton	ISV		Charleswell, Clifton	ISV	
R/A MALDONADO	PUR		R/A BASULTO MORALES	CUB		R/A SUKAR	THA		R/A SUKAR	THA		R/A SUKAR	THA		R/A SUKAR	THA	
JU 1 TAVIRA	MEX	57:59	JU 1 BROWN	JAM	59:58	JU 1 MOUPOUNZA	GAB	59:58	JU 1 MOUPOUNZA	GAB	59:58	JU 1 MOUPOUNZA	GAB	59:58	JU 1 MOUPOUNZA	GAB	59:58
2 LOPES	BRA	57:59	2 NOVICIC	YUG	60:58	2 DAVIES	AUS	60:56	2 DAVIES	AUS	60:56	2 DAVIES	AUS	60:56	2 DAVIES	AUS	60:56
3 DELMONACO SHEE	CHI	57:59	3 SZRAMKOWSKI	POL	60:56	3 ADDALA	TUN	60:57	3 ADDALA	TUN	60:57	3 ADDALA	TUN	60:57	3 ADDALA	TUN	60:57
4 ISHIMARU	JPN	58:60	4 PASHA	PAK	60:57	4 GEDOAN	INA	59:57	4 GEDOAN	INA	59:57	4 GEDOAN	INA	59:57	4 GEDOAN	INA	59:57
5 DAVIES	AUS	57:60	5 HONG	TPE	60:57	5 HIOUAD	WAR	60:57	5 HIOUAD	WAR	60:57	5 HIOUAD	WAR	60:57	5 HIOUAD	WAR	60:57
Light Welterweight 63.5 Kg 1/32 Bout: 023/July 29			Poids mi-welter 63.5 kg 1/32 combat: 023/29 Juil			Light Welterweight 63.5 Kg 1/18 Bout: 099/Aug.01			Poids mi-welter 63.5 kg 1/16 combat: 099/01 Aout			Light Welterweight 63.5 Kg 1/16 Bout: 114/Aug.01			Poids mi-welter 63.5 kg 1/16 combat: 114/01 Aout		
NAME	CTRY	RESULTS / RESULTATS	NAME	CTRY	RESULTS / RESULTATS	NAME	CTRY	RESULTS / RESULTATS	NAME	CTRY	RESULTS / RESULTATS	NAME	CTRY	RESULTS / RESULTATS	NAME	CTRY	RESULTS / RESULTATS
Rose, Anthony	JAW		* Puzovic, Mirk 0	YUG	PTS 5:0	Owiso, Charles	KEN		Owiso, Charles	KEN		Owiso, Charles	KEN		Owiso, Charles	KEN	
* Galiwango, William	UGA	PTS 5:0	Lambert, Denis	CAN		* Umponmaha, Dhawee	THA	PTS 3:2	* Umponmaha, Dhawee	THA	PTS 3:2	* Umponmaha, Dhawee	THA	PTS 3:2	* Umponmaha, Dhawee	THA	PTS 3:2
R/A PASHA	PAK		R/A MOUPOUNZA	GAB		R/A POUCHER	IRL		R/A POUCHER	IRL		R/A POUCHER	IRL		R/A POUCHER	IRL	
JU 1 NARSI	IND	55:60	JU 1 HIOUAD	MAR	60:54	JU 1 BALL	GBR	59:57	JU 1 BALL	GBR	59:57	JU 1 BALL	GBR	59:57	JU 1 BALL	GBR	59:57
2 POUCHER	IRL	55:60	2 HAN	KOR	60:57	2 HOLAUS	USA	57:60	2 HOLAUS	USA	57:60	2 HOLAUS	USA	57:60	2 HOLAUS	USA	57:60
3 DOBREV	BUL	56:60	3 ISHIMARU	JPN	60:57	3 BROWN	JAW	59:58	3 BROWN	JAW	59:58	3 BROWN	JAW	59:58	3 BROWN	JAW	59:58
4 DELMONACO SHEE	CHI	56:60	4 HERNANDEZ LOPEZ	COL	60:56	4 HERNANDEZ	COL	57:59	4 HERNANDEZ	COL	57:59	4 HERNANDEZ	COL	57:59	4 HERNANDEZ	COL	57:59
5 RODRIGUEZ	VEN	57:60	5 DELMONACO SHEE	CHI	60:57	5 HONG	TPE	58:59	5 HONG	TPE	58:59	5 HONG	TPE	58:59	5 HONG	TPE	58:59
Light Welterweight 63.5 Kg 1/16 Bout: 093/Aug.01			Poids mi-welter 63.5 kg 1/16 combat: 093/01 Aout			Light Welterweight 63.5 Kg 1/16 Bout: 100/Aug.01			Poids mi-welter 63.5 kg 1/16 combat: 100/01 Aout			Light Welterweight 63.5 Kg 1/16 Bout: 115/Aug.01			Poids mi-welter 63.5 kg 1/16 combat: 115/01 Aout		
NAME	CTRY	RESULTS / RESULTATS	NAME	CTRY	RESULTS / RESULTATS	NAME	CTRY	RESULTS / RESULTATS	NAME	CTRY	RESULTS / RESULTATS	NAME	CTRY	RESULTS / RESULTATS	NAME	CTRY	RESULTS / RESULTATS
* Kim, Dong-Kil	KOR	RSCH RD#2 2:42	* Larrimore, Steven	BAH	PTS 3:2	* Maisonet, Jorge	PUR	PTS 5:0	* Maisonet, Jorge	PUR	PTS 5:0	* Maisonet, Jorge	PUR	PTS 5:0	* Maisonet, Jorge	PUR	PTS 5:0
Bugingo, Juma	TAN		Ayesu, Phillimon	MAW		Ioane, Apelu	SAM		Ioane, Apelu	SAM		Ioane, Apelu	SAM		Ioane, Apelu	SAM	
R/A QUACCI	ITA		R/A KRAMHELLER	FRG		R/A GEDOAN	INA		R/A GEDOAN	INA		R/A GEDOAN	INA		R/A GEDOAN	INA	
JU 1 WALKER	NZL		JU 1 DOBREV	BUL	58:57	JU 1 HAN	KOR	59:58	JU 1 HAN	KOR	59:58	JU 1 HAN	KOR	59:58	JU 1 HAN	KOR	59:58
2 LOWES	CAN		2 HAN	KOR	57:59	2 CORDERO	DOM	59:58	2 CORDERO	DOM	59:58	2 CORDERO	DOM	59:58	2 CORDERO	DOM	59:58
3 TAVIRA ROMERO	MEX		3 GEDOAN	INA	57:59	3 FERNANDEZ	PAN	60:57	3 FERNANDEZ	PAN	60:57	3 FERNANDEZ	PAN	60:57	3 FERNANDEZ	PAN	60:57
4 HERNANDEZ LOPEZ	COL		4 HERNANDEZ LOPEZ	COL	58:57	4 DOBREV	BUL	59:58	4 DOBREV	BUL	59:58	4 DOBREV	BUL	59:58	4 DOBREV	BUL	59:58
5 NOVICIC	YUG		5 WALKER	NZL	58:58	5 SZRAMKOWSKI	POL	58:58	5 SZRAMKOWSKI	POL	58:58	5 SZRAMKOWSKI	POL	58:58	5 SZRAMKOWSKI	POL	58:58
Light Welterweight 63.5 Kg 1/16 Bout: 094/Aug.01			Poids mi-welter 63.5 kg 1/16 combat: 094/01 Aout			Light Welterweight 63.5 Kg 1/16 Bout: 109/Aug.01			Poids mi-welter 63.5 kg 1/16 combat: 109/01 Aout			Light Welterweight 63.5 Kg 1/16 Bout: 116/Aug.01			Poids mi-welter 63.5 kg 1/16 combat: 116/01 Aout		
NAME	CTRY	RESULTS / RESULTATS	NAME	CTRY	RESULTS / RESULTATS	NAME	CTRY	RESULTS / RESULTATS	NAME	CTRY	RESULTS / RESULTATS	NAME	CTRY	RESULTS / RESULTATS	NAME	CTRY	RESULTS / RESULTATS
Lavulo, Lisiate	TON		Duane, Jean	FRA		* Nwokolo, Charles	NGR	PTS 5:0	* Nwokolo, Charles	NGR	PTS 5:0	* Nwokolo, Charles	NGR	PTS 5:0	* Nwokolo, Charles	NGR	PTS 5:0
* Aslam, Javid	NOR	RSCH RD#2 2:17	* Fulger, Mircea	ROM	RSCH RD#1 2:14	Galiwango, William	UGA		Galiwango, William	UGA		Galiwango, William	UGA		Galiwango, William	UGA	
R/A FILIPELLI	USA		R/A OJO	NGR		R/A NOVICIC	YUG		R/A NOVICIC	YUG		R/A NOVICIC	YUG		R/A NOVICIC	YUG	
JU 1 FERNANDEZ	PAN		JU 1 HONG	TPE		JU 1 SZRAMKOWSKI	POL	60:57	JU 1 SZRAMKOWSKI	POL	60:57	JU 1 SZRAMKOWSKI	POL	60:57	JU 1 SZRAMKOWSKI	POL	60:57
2 RODRIGEZ	VEN		2 HIOUAD	WAR		2 SUKAR	THA	60:55	2 SUKAR	THA	60:55	2 SUKAR	THA	60:55	2 SUKAR	THA	60:55
3 DELMONACO SHEE	CHI		3 HAN	KOR		3 SOMODIO	PHI	60:55	3 SOMODIO	PHI	60:55	3 SOMODIO	PHI	60:55	3 SOMODIO	PHI	60:55
4 SUKAR	THA		4 FERNANDEZ	PAN		4 VEGA	ECU	60:56	4 VEGA	ECU	60:56	4 VEGA	ECU	60:56	4 VEGA	ECU	60:56
5 OJO	NGR		5 VEGA	ECU		5 WALKER	NZL	60:55	5 WALKER	NZL	60:55	5 WALKER	NZL	60:55	5 WALKER	NZL	60:55

# Boxing

# Boxe

Light Welterweight 63.5 Kg  
1/8 Bout: 215/Aug.05

Poids mi-welter 63.5 kg  
1/8 combat: 215/05 Aout

NAME	CTRY	RESULTS / RESULTATS
* Kim, Dong-Kil	KOR	PTS 5:0
Aslam, Javid	NOR	
R/A CORDERO	DOM	
JU 1 MALDONADO	PUR	60 : 56
2 MOUPOUNZA	GAB	60 : 57
3 KANAKULYA	UGA	60 : 56
4 LOPES	BRA	60 : 57
5 DELMONACO SHEE	CHI	60 : 56

Light Welterweight 63.5 Kg  
1/8 Bout: 216/Aug.05

Poids mi-welter 63.5 kg  
1/8 combat: 216/05 Aout

NAME	CTRY	RESULTS / RESULTATS
* Page, Jerry	USA	PTS 5:0
Rables, Octavic	MEX	
R/A KRAMHELLER	FRG	
JU 1 BALL	GBR	59 : 57
2 VEGA	ECU	60 : 56
3 HERNANDEZ LOPEZ	COL	59 : 57
4 HAN	KOR	59 : 58
5 OJO	NGR	59 : 57

Light Welterweight 63.5 Kg  
1/8 Bout: 217/Aug.05

Poids mi-welter 83.5 kg  
1/8 combat: 217/05 Aout

NAME	CTRY	RESULTS / RESULTATS
Ahned Hadjala, Ikheif	ALG	
* Mbereke, Jean Pierre	CMR	PTS 4:1
R/A TAVIRA ROMERO	MEX	
JU 1 HOLAUS	USA	55 : 60
2 SZRAMKOSKI	POL	58 : 59
3 DOBREV	BUL	56 : 60
4 SUKAR	THA	58 : 58
5 SOMODIO	PHI	55 : 59

Light Welterweight 63.5 Kg  
1/8 Bout: 218/Aug.05

Poids mi-welter 63.5 kg  
1/8 combat: 218/05 Aout

NAME	CTRY	RESULTS / RESULTATS
* Puzovic, Mirk O	YUG	PTS 5:0
Larrimore, Steven	BAH	
R/A HIOUAD	MAR	
JU 1 ADDALA	TUN	59 : 58
2 LOPES	BRA	60 : 56
3 DELMONACO SHEE	CHI	60 : 56
4 PASHA	PAK	59 : 57
5 NARSI	IND	59 : 56

Light Welterweight 63.5 Kg  
1/8 Bout: 219/Aug.05

Poids mi-welter 63.5 kg  
1/8 combat: 219/05 Aout

NAME	CTRY	RESULTS / RESULTATS
I Fulger, Mircea	ROM	PTS 5:0
Sjostrand, Stefan	SWE	
R/A PASHA	PAK	
JU 1 NARSI	IND	59 : 58
2 TAVIRA ROMERO	MEX	60 : 55
3 BASULTO	CUB	60 : 57
4 LOPES	BRA	60 : 55
5 HERNANDEZ	COL	60 : 58

Light Welterweight 63.5 Kg  
1/8 Bout: 220/Aug.05

Poids mi-welter 83.5 kg  
1/8 combat: 220/05 Aout

NAME	CTRY	RESULTS / RESULTATS
* Belkhir, Loffi	TUN	PTS 5:0
Armanios, Roshdy	EGY	
R/A ISHIMARU	JPN	
JU 1 GEDOAN	INA	60 : 56
2 DOBREV	BUL	60 : 54
3 KRAMHELLER	FRG	60 : 54
4 CORDERO RAMIREZ	DOM	60 : 55
5 HOLAUS	USA	60 : 54

Light Welterweight 63.5 Kg  
1/8 Bout: 221/Aug.05

Poids mi-welter 83.5 kg  
1/8 combat: 221/05 Aout

NAME	CTRY	RESULTS / RESULTATS
Griffiths, David	GBR	
* Umponmaha, Dhawee	THA	PTS 4:1
R/A MALDONADO	PUR	
JU 1 CORDERO	DOM	57 : 60
2 KANAKULYA	UGA	59 : 58
3 MOUPOUNZA	GAB	57 : 59
4 VEGA	ECU	57 : 60
5 HONG	TPE	58 : 60

Light Welterweight 63.5 Kg  
1/8 Bout: 222/Aug.05

Poids mi-welter 63.5 kg  
1/8 combat: 222/05 Aout

NAME	CTRY	RESULTS / RESULTATS
* Maisonet, Jorge	PUR	PTS 3 : 2
Nwokolo, Charles	NGR	
R/A DOBREV	BUL	
JU 1 POUCHER	IRL	58 : 59
2 ISHIMARU	JPN	60 : 59
3 HONG	TPE	59 : 58
4 GEDOAN	INA	56 : 60
5 VEGA	ECU	59 : 58

Light Welterweight 63.5 Kg  
1/4 Bout: 266/Aug.07

Poids mi-welter 63.5 kg  
1/4 combat: 266/07 Aout

NAME	CTRY	RESULTS / RESULTATS
Kim, Dong-Kil	KOR	
* Page, Jerry	USA	PTS 4 : 1
R/A SZRAMKOWSKI	POL	
JU 1 QUACCI	ITA	58 : 58
2 OJO	NGR	58 : 59
3 HERNANDEZ	COL	58 : 59
4 WALKER	NZL	58 : 59
5 KANAKULYA	UGA	58 : 59

Light Welterweight 63.5 Kg  
1/4 Bout: 267/Aug.07

Poids mi-welter 83.5 kg  
1/4 combat: 267/07 Aout

NAME	CTRY	RESULTS / RESULTATS
Mbereke, Jean Pierre	CMR	
* Puzovic, Mirk O	YUG	PTS 5:0
R/A HOLAUS	USA	
JU 1 LOWES	CAN	57 : 59
2 GEDOAN	INA	57 : 60
3 SOMODIO	PHI	58 : 59
4 DELMONACO SHEE	CHI	57 : 60
5 VEGA	ECU	57 : 60

Light Welterweight 63.5 Kg  
1/4 Bout: 268/Aug.07

Poids mi-welter 83.5 kg  
1/4 combat: 268/07 Aout

NAME	CTRY	RESULTS / RESULTATS
* Fulger, Mircea	ROM	PTS 5:0
Belkhir, Loffi	TUN	
R/A BASULTO	CUB	
JU 1 BROWN	JAY	58 : 57
2 DAVIES	AUS	59 : 58
3 ISHIMARU	JPN	59 : 58
4 SUKAR	THA	58 : 57
5 HERNANDEZ	COL	58 : 57

Light Welterweight 63.5 Kg  
1/4 Bout: 269/Aug.07

Poids mi-welter 83.5 kg  
1/4 combat: 269/07 Aout

NAME	CTRY	RESULTS / RESULTATS
* Umponmaha, Dhawee	THA	PTS 5:0
Maisonet, Jorge	PUR	
R/A DAVIES	AUS	
JU 1 MOUPOUNZA	GAB	59 : 58
2 QUACCI	ITA	59 : 58
3 KANAKULYA	UGA	60 : 57
4 BALL	GBR	59 : 58
5 WALKER	NZL	59 : 58

Light Welterweight 63.5 Kg  
1/2 Bout: 314/Aug.09

Poids mi-welter 63.5 kg  
1/2 combat: 314/09 Aout

NAME	CTRY	RESULTS / RESULTATS
* Page, Jerry	USA	PTS 5:0
Puzovic, Mirk O	YUG	
R/A HONG	TPE	
JU 1 HERNANDEZ	COL	60 : 57
2 SOMODIO	PHI	59 : 59
3 PASHA	PAK	60 : 56
4 HIOUAD	MAR	60 : 56
5 ADDALA	TUN	59 : 58

Light Welterweight 63.5 Kg  
1/2 Bout: 315/Aug.09

Poids mi-welter 83.5 kg  
1/2 combat: 315/09 Aout

NAME	CTRY	RESULTS / RESULTATS
Fulger, Mircea	ROM	
* Umponmaha, Dhawee	THA	PTS 5:0
R/A TAVIRA ROMERO	MEX	
JU 1 BROWN	JAN	58 : 59
2 OJO	PAK	57 : 60
3 HIOUAD	MAR	58 : 59
4 WALKER	NZL	57 : 60
5 VEGA	ECU	57 : 60

Light Welterweight 63.5 Kg  
Final Bout: 342/Aug.11

Poids mi-welter 63.5 kg  
Finale combat: 342/11 Aout

NAME	CTRY	RESULTS / RESULTATS
* Page, Jerry	USA	PTS 5:0
Urronmaha, Dhawee	THA	
R/A DOBREV	BUL	
JU 1 OJO	NGR	60 : 57
2 HIOUAD	MAR	59 : 56
3 KIRIAC	ROM	59 : 57
4 HERNANDEZ LOPEZ	COL	59 : 58
5 HONG	TPE	59 : 58

Welterweight 67 Kg  
1/32 Bout: 006/July 29

Poids welter 67 kg  
1/32 combat: 006/29 Juil

NAME	CTRY	RESULTS / RESULTATS
* Leon, Genaro	MEX	PTS 5:0
Dominguez, Daniel Omar	ARG	
R/A OJO	NGR	
JU 1 POUCHER	IRL	60 : 55
2 NARSI	IND	60 : 57
3 BALL	GBR	60 : 54
4 HIOUAD	MAR	60 : 56
5 DAVIES	CAB	60 : 55

Welterweight 67 Kg  
1/32 Bout: 007/July 29

Poids welter 67 kg  
1/32 combat: 007/29 Juil

NAME	CTRY	RESULTS / RESULTATS
Gordon, Wayne	CAN	
* Breland, Mark	USA	PTS 5:0
R/A RODRIGUEZ	VEN	
JU 1 KANAKULYA	UGA	55 : 60
2 HAN	KOR	57 : 59
3 QUACCI	ITA	54 : 60
4 LOPES	BRA	55 : 60
5 WALKER	NZL	54 : 60

Welterweight 67 Kg  
1/32 Bout: 008/July 29

Poids welter 67 kg  
1/32 combat: 008/29 Juil

NAME	CTRY	RESULTS / RESULTATS
* An, Young-Su	KOR	PTS 5:0
Shoak, Abock	SUD	
R/A DAVIES	AUS	
JU 1 KIRIAC	ROM	60 : 57
2 BASULTO	CUB	60 : 57
3 HONG	TPE	60 : 56
4 HERNANDEZ	COL	60 : 56
5 DELMONACO	CHI	60 : 56

Welterweight 67 Kg  
1/32 Bout: 009/July 29

Poids welter 67 kg  
1/32 combat: 009/29 Juil

NAME	CTRY	RESULTS / RESULTATS
* Obreja, Rudel	ROM	KO RD # 1 2:46
Loungoude, Antoine	CAF	
R/A GEDOAN	INA	
JU 1 LOWES	CAN	
2 LOPES	BRA	
3 DELMONACO	CHI	
4 MALDONADO	PUR	
5 SOMODIO	PHI	

Welterweight 67 Kg  
1/32 Bout: 010/July 29

Poids welter kg  
1/32 combat: 010/29 Juil

NAME	CTRY	RESULTS / RESULTATS
* Hughes, Michael	GBR	PTS 5:0
Rasamimanana, Paul	MAD	
R/A LOWES	CAN	
JU 1 BROWN	JAN	60 : 53
2 VEGA	ECU	60 : 53
3 SUKAR	THA	60 : 54
4 PASHA	PAK	60 : 53
5 RODRIGUEZ	VEN	60 : 53

Welterweight 67 Kg  
1/16 Bout: 101/Aug.01

Poids welter 67 kg  
1/16 combat: 101/01 Aout

NAME	CTRY	RESULTS / RESULTATS
Ngangue, Georges-Claude	CMR	
* Nyman, Joni	FIN	PTS 5:0
R/A FILIPELLI	USA	
JU 1 DAVIES	AUS	56 : 60
2 RODRIGUEZ	VEN	58 : 59
3 SOMODIO	PHI	56 : 60
4 MOUPOUNZA	GAB	57 : 60
5 MALDONADO	PUR	56 : 60

Welterweight 67 Kg  
1/16 Bout: 102/Aug.01

Poids welter 67 kg  
1/16 combat: 102/01 Aout

NAME	CTRY	RESULTS / RESULTATS
* Joyce, Kieran	IRL	RSCH RD#2 1:14
Boniface, Basil	SEY	
R/A TAVIRA ROMERO	MEX	
JU 1 FERNANDEZ	PAN	
2 PASHA	PAK	
3 SUKAR	THA	
4 LOPES	BRA	
5 DELMONACO SHEE	CHI	

Welterweight 67 Kg  
1/16 Bout: 103/Aug.01

Poids welter 67 kg  
1/16 combat: 103/01 Aout

NAME	CTRY	RESULTS / RESULTATS
* Kitengewa, Kitenge	ZAI	RSCH RD#1 2:10
Tsapi, Lefa	LES	
R/A BALL	GBR	
JU 1 CORDERO RAMIREZ	DON	
2 SZRAMKOWSKI	POL	
3 BROWN	JAN	
4 RODRIGUEZ	VEN	
5 WALKER	NZL	





Light Welterweight  
140 pounds

Poids mi-welter  
83.5 kg

1/16 (Aug/Aout 01)

1/8 (Aug/Aout 05)

1/4 (Aug/Aout 07)

1/2 (Aug/Aout 09)

Final/Finale (Aug/Aout 11)

Dong-Kil Kim (KOR)

Kim

Juma Bugingo (TAN)

RSCH 2:42 (2nd)

Kim

PTS 5:0

Lisiate Lavulo (TON)

Aslam

Javid Aslam (NOR)

RSCH 2: 17 (2nd)

**Page**

PTS 4 : 1

**Jerry Page (USA)**

**Page**

Helmut Gertel (FRG)

PTS 5:0

**Page**

PTS 5:0

Hannu Vuorinen (FIN)

Robles

Octavic Robles (MEX)

PTS 3 : 2

**Page**

PTS 5:0

Ikhlef Ahned Hadjala (ALG)

Ahned Hadjala

Umesh Maskey (NEP)

RSC 1:51 (2nd)

Mbereke

PTS 4 : 1

Jean Pierre Mbereke (CMR)

Mbereke

Ramy Zialor (SEY)

PTS 5:0

Puzovic

PTS 5:0

Mirko Puzovic (YUG)

Puzovic

Denis Lambert (CAN)

PTS 5:0

Puzovic

PTS 5:0

Steven Larrimore (BAH)

Larrimore

Phillimon Ayesu (MAW)

PTS 3 : 2

**Page**

PTS 5:0

Jean Duarte (FRA)

Fulger

Mircea Fulger (ROM)

RSCH 2:14 (1st)

Fulger

PTS 5:0

Hassan Lahmar (MAR)

Sjostrand

Stefan Sjostrand (SWE)

RSC 1:02 (2nd)

Fulger

PTS 5:0

Kunihiro Miura (JPN)

Belkhir

Lofti Belkhir (TUN)

PTS 4 : 1

Belkhir

PTS 5:0

Roshdy Armanios (EGY)

Armanios

Bhutana Magwaza (SWZ)

RSCH 0:39 (2nd)

**Umponmaha**

PTS 5:0

David Griffiths (GBR)

Griffiths

Clifton Charleswell (ISV)

PTS 5:0

**Umponmaha**

PTS 4:1

Charles Owiso (KEN)

**Umponmaha**

**Dhawe Umponmaha (THA)**

PTS 3 : 2

**Umponmaha**

PTS 5:0

Jorge Maisonet (PUR)

Maisonet

Apelu Ioane (SAM)

PTS 5 : 0

Maisonet

PTS 3 : 2

Charles Nwokolo (NGR)

Nwokolo

William Galiwango (UGA)

PTS 5 : 0

# Boxing

# Boxe

**Welterweight 67 Kg**      **Poids welter 67 kg**  
**1/16 Bout: 104/Aug.01**      **1/16 combat: 104/01 Aout**

NAME	CTRY	RESULTS / RESULTATS
Lisboa, Francisco A	INA	
* Frazer, Dwight	JAN	PTS 5:0
R/A SZRAMOWSKI	POL	
JU 1 POUCHER	IRL	54 : 60
2 KANAKULYA	UGA	56 : 60
3 KIRIAC	ROM	54 : 60
4 OJO	NGR	58 : 60
5 VEGA	ECU	55 : 60

**Welterweight 87 Kg**      **Poids welter 67 kg**  
**1/16 Bout: 105/Aug.01**      **1/16 combat: 105/01 Aout**

NAME	CTRY	RESULTS / RESULTATS
* Wilson, Bernard	GRN	RSCH RD # 3 1:56
Omoruyi, Roland	NGR	
R/A DOBREV	BUL	
JU 1 BALL	GBR	
2 BASUL TO MORALES	CUB	
3 FILIPELLI	USA	
4 MALDONADO	PUR	
5 DAVIES	AUS	

**Welterweight 67 Kg**      **Poids welter 67 kg**  
**1/16 Bout: 106/Aug.01**      **1/16 combat: 108/01 Aout**

NAME	CTRY	RESULTS / RESULTATS
Syed, Abrar Husain	PAK	
* Koskela, Vesa	SWE	PTS 4:1
R/A CORDERO RAMIREZ	DOM	
JU 1 HIOUAD	MAR	56 : 60
2 KANAKULYA	UGA	59 : 58
3 DELMONACO SHEE	CHI	56 : 60
4 HERNANDEZ LOPEZ	COL	55 : 60
5 HONG	TPE	55 : 60

**Welterweight 87 Kg**      **Poids welter 67 kg**  
**1/16 Bout: 107/Aug.01**      **1/16 combat: 107/01 Aout**

NAME	CTRY	RESULTS / RESULTATS
Hala, Saikoloni	TON	
* Onsoy, Vedat	TUR	PTS 5:0
R/A LOWES	CAN	
JU 1 MALDONADO	PUR	54 : 60
2 OJO	NGR	56 : 60
3 ADDALA	TUN	57 : 60
4 BASUTO MORALES	CUB	57 : 60
5 ISHIMARU	JPN	57 : 60

**Welterweight 67 Kg**      **Poids welter 67 kg**  
**1/16 Bout: 117/Aug.01**      **1/16 combat: 117/01 Aout**

NAME	CTRY	RESULTS / RESULTATS
Kalunga, Henry	ZAM	
* Aboud, Kamel	ALG	PTS 5:0
R/A QUACCI	ITA	
JU 1 HOLAUS	USA	56 : 60
2 LOWES	CAN	57 : 60
3 DOBREV	BUL	58 : 59
4 LOPES	BRA	57 : 60
5 SUKAR	THA	55 : 60

**Welterweight 87 Kg**      **Poids welter 67 kg**  
**1/16 Bout: 118/Aug.01**      **1/16 combat: 118/01 Aout**

NAME	CTRY	RESULTS / RESULTATS
Aldahan, Mohamedali	SYR	
* Kuenzler, Alexander	FRG	PTS 5:0
R/A DAVIES	AUS	
JU 1 BASULTO	CUB	57 : 60
2 MALDONADO	PUR	52 : 60
3 PASHA	PAK	55 : 60
4 SOMODIO	PHI	56 : 60
5 HONG	TPE	56 : 60

**Welterweight 87 Kg**      **Poids welter 67 kg**  
**1/16 Bout: 119/Aug.01**      **1/16 combat: 119/01 Aout**

NAME	CTRY	RESULTS / RESULTATS
* Okumu, Peter	UGA	PTS 3 : 2
Mkadala, Neva	TAN	
R/A KRAMHELLER	FRG	
JU 1 LOPES	BRA	58 : 56
2 LOWES	CAN	59 : 55
3 RODRIGUEZ	VEN	59 : 57
4 ISHIMARU	JPN	58 : 58
5 KIRIAC	ROM	56 : 57

**Welterweight 67 Kg**      **Poids welter 67 kg**  
**1/16 Bout: 120/Aug.01**      **1/16 combat: 120/01 Aout**

NAME	CTRY	RESULTS / RESULTATS
Boco, Georges	BEN	
* Bruno, Luciano	ITA	PTS 5:0
R/A FERNANDEZ	PAN	
JU 1 HOLAUS	USA	54 : 60
2 VEGA	ECU	54 : 60
3 DELMONACO SHEE	CHI	56 : 60
4 HONG	TPE	55 : 60
5 PASHA	PAK	55 : 60

**Welterweight 67 Kg**      **Poids welter 67 kg**  
**1/16 Bout: 121/Aug.01**      **1/16 combat: 121/01 Aout**

NAME	CTRY	RESULTS / RESULTATS
Koenig, Konrad	AUT	
* Refai, Khemais	TUN	RSCH RD # 1 1:56
R/A WALKER	NZL	
JU 1 MALDONADO	PUR	
2 CORDERO	DOM	
3 SOMODIO	PHI	
4 GEDOAN	INA	
5 PASHA	PAK	

**Welterweight 87 Kg**      **Poids welter 67 kg**  
**1/16 Bout: 122/Aug.01**      **1/16 combat: 122/01 Aout**

NAME	CTRY	RESULTS / RESULTATS
Hiranaka, Nobuaki	JPN	
* Leon, Genaro	MEX	PTS 5:0
R/A HIQUAD	MAR	
JU 1 KANAKULYA	UGA	58 : 59
2 LOPES	BRA	55 : 60
3 DELMONACO SHEE	CHI	54 : 60
4 ADDALA	TUN	57 : 60
5 HONG	TPE	57 : 60

**Welterweight 67 Kg**      **Poids welter 67 kg**  
**1/16 Bout: 123/Aug.01**      **1/16 combat: 123/01 Aout**

NAME	CTRY	RESULTS / RESULTATS
* Breiland, Mark	USA	RSCH RD #3 0:19
Reyes, Carlos	PUR	
R/A ADDALA	TUN	
JU 1 DOBREV	BUL	
2 KANAKULYA	UGA	
3 SZRAMKOWSKI	POL	
4 HERNANDEZ	COL	
5 LOPES	BRA	

**Welterweight 87 Kg**      **Poids welter 67 kg**  
**1/16 Bout: 124/Aug.01**      **1/16 combat: 124/01 Aout**

NAME	CTRY	RESULTS / RESULTATS
* Obreja, Rudel	ROM	PTS 5:0
Hughes, Michael	GBR	
R/A MOUPOUNZA	GAB	
JU 1 ADDALA	TUN	60 : 57
2 BASULTO	CUB	60 : 57
3 BROWN	JAN	59 : 57
4 KANAKULYA	UGA	60 : 56
5 ISHIMARU	JPN	60 : 58

**Welterweight 87 Kg**      **Poids welter 87 kg**  
**1/8 Bout: 251 /Aug. 08**      **1/8 combat: 251/06 Aout**

NAME	CTRY	RESULTS / RESULTATS
* Nyman, Joni	FIN	PTS 4 : 1
Joyce, Kieran	IRL	
R/A HONG	VEN	
JU 1 HIOUAD	MAR	59 : 57
2 KONNOR	USA	58 : 59
3 CORDERO RAMIREZ	DOM	59 : 56
4 ISHIMARU	JPN	59 : 56
5 NARSI	IND	59 : 58

**Welterweight 67 Kg**      **Poids welter 87 kg**  
**1/8 Bout: 252/Aug.06**      **1/8 combat: 252/08 Aout**

NAME	CTRY	RESULTS / RESULTATS
Kitengewa, Kitenge	ZAI	
* Frazer, Dwight	JAN	PTS 3 : 2
R/A KIRIAC	ROM	
JU 1 POUCHER	IRL	56 : 59
2 HAN	KOR	59 : 56
3 HONG	TPE	57 : 59
4 RODRIGUEZ	VEN	56 : 59
5 DELMONACO SHEE	CHI	59 : 59

**Welterweight 67 Kg**      **Poids welter 87 kg**  
**1/8 Bout: 253/Aug.08**      **1/8 combat: 253/08 Aout**

NAME	CTRY	RESULTS / RESULTATS
Wilson, Bernard	GRN	
* Koskela, Vesa	SWE	KO RD#3 1:25
R/A RODRIGUEZ	VEN	
JU 1 DELMONACO SHEE	CHI	
2 ADDALA	TUN	
3 HAN	KOR	
4 PASHA	PAK	
5 WALKER	NZL	

**Welterweight 87 Kg**      **Poids welter 67 kg**  
**1/8 Bout: 254/Aug.08**      **1/8 combat: 284/08 Aout**

NAME	CTRY	RESULTS / RESULTATS
Onsoy, Vedat	TUR	
* An, Young-Su	KOR	PTS 4 : 1
R/A RODRIGUEZ	VEN	
JU 1 HERNANDEZ	COL	57 : 59
2 BROWN	JAN	57 : 60
3 MALDONADO	PUR	58 : 56
4 HIOUAD	MAR	56 : 59
5 DAVIES	AUS	57 : 60

**Welterweight 67 Kg**      **Poids welter 67 kg**  
**1/8 Bout: 255/Aug.06**      **1/8 combat: 255/08 Aout**

NAME	CTRY	RESULTS / RESULTATS
Aboud, Kamel	ALG	
* Kuenzler, Alexander	FRG	PTS 4 : 1
R/A WALKER	NZL	
JU 1 TAVIRA ROMERO	MEX	57 : 60
2 KONNOR	USA	56 : 59
3 HAN	KOR	56 : 59
4 NARSI	IND	58 : 59
5 RODRIGUEZ	VEN	59 : 56

**Welterweight 87 Kg**      **Poids welter 67 kg**  
**1/8 Bout: 258/Aug.08**      **1/8 combat: 258/08 Aout**

NAME	CTRY	RESULTS / RESULTATS
Okumu, Peter	UGA	
* Bruno, Luciano	ITA	PTS 4 : 1
R/A CORDERO RAMIREZ	DOM	
JU 1 TAVIRA ROMERO	MEX	57 : 59
2 ISHIMARU	JPN	56 : 60
3 HONG	TPE	58 : 60
4 NARSI	IND	58 : 59
5 DAVIES	AUS	59 : 58

**Welterweight 67 Kg**      **Poids welter 67 kg**  
**1/8 Bout: 257/Aug.08**      **1/8 combat: 257/08 Aout**

NAME	CTRY	RESULTS / RESULTATS
Refai, Khemais	TUN	
* Leon, Genaro	MEX	PTS 3 : 2
R/A SZRAMKOWSKI	POL	
JU 1 KIRIAC	ROM	59 : 58
2 PASHA	PAK	57 : 59
3 ISHIMARU	JPN	60 : 58
4 LOPES	BRA	57 : 60
5 HONG	TPE	56 : 59

**Welterweight 67 Kg**      **Poids welter 67 kg**  
**1/8 Bout: 258/Aug.06**      **1/8 combat: 258/08 Aout**

NAME	CTRY	RESULTS / RESULTATS
* Breiland, Mark	USA	PTS 5:0
Obreja, Rudel	ROM	
R/A NARSI	IND	
JU 1 DAVIES	AUS	60 : 57
2 PASHA	PAK	60 : 56
3 DELMONACO SHEE	CHI	60 : 56
4 LOPES	BRA	60 : 57
5 HIOUAD	MAR	60 : 56

**Welterweight 67 Kg**      **Poids welter 67 kg**  
**1/4 Bout: 302/Aug.08**      **1/4 combat: 302/08 Aout**

NAME	CTRY	RESULTS / RESULTATS
* Nyman, Joni	FIN	PTS 5:0
Frazer, Dwight	JAN	
R/A SUKAR	THA	
JU 1 SOMODIO	PHI	60 : 57
2 ADDALA	TUN	60 : 57
3 OJO	NGR	60 : 57
4 RODRIGUEZ	VEN	59 : 56
5 HONG	TPE	60 : 58



Welterweight 67 Kg		Poids welter 67 kg	
1/4 Bout: 303/Aug.08		1/4 combat: 303/08 Aout	
NAME	CTRY	RESULTS / RESULTATS	
Koskela, Vesa	SWE		
* An, Young-Su	KOR	PTS 5:0	
R/A CORDERO RAMIREZ	DON		
JU 1 WILLIAMSON	USA	57 : 60	
2 ADDALA	TUN	59 : 59	
3 HIOUAD	MAR	58 : 59	
4 WALKER	NZL	58 : 59	
5 HERNANDEZ LOPEZ	COL	58 : 59	

Welterweight 87 Kg		Poids welter 87 kg	
1/4 Bout: 304/Aug.08		1/4 combat: 304/08 Aout	
NAME	CTRY	RESULTS / RESULTATS	
Kuenzler, Alexander	FRG		
* Bruno, Luciano	ITA	PTS 5:0	
R/A BASUTO MORALES	CUB		
JU 1 HONG	TPE	58 : 60	
2 GEDOAN	INA	58 : 60	
3 HAN	KOR	57 : 60	
4 VEGA	ECU	57 : 60	
5 RODRIGUEZ	VEN	58 : 59	

Welterweight 67 Kg		Poids welter 67 kg	
1/4 Bout: 305/Aug.08		1/4 combat: 305/08 Aout	
NAME	CTRY	RESULTS / RESULTATS	
Leon, Genaro	MEX		
* Breland, Mark	USA	KO RD #1 2 : 39	
R/A NOVICIC	YUG		
JU 1 KRAMHELLER	FRG		
2 NARSI	IND		
3 PASHA	PAK		
4 ADDALA	TUN		
5 HIOUAD	MAR		

Welterweight 87 Kg		Poids welter 87 kg	
1/2 Bout: 328/Aug.09		1/2 combat: 328/09 Aout	
NAME	CTRY	RESULTS / RESULTATS	
Nyman, Joni	FIN		
* An, Young-Su	KOR	PTS 3 : 2	
R/A BASULTO MORALES	CUB		
JU 1 HERNANDEZ LOPEZ	COL	58 : 59	
2 OJO	NGR	60 : 56	
3 ADDALA	TUN	58 : 59	
4 WALKER	NZL	58 : 59	
5 CORDERO RAMIREZ	DOM	60 : 57	

Welterweight 87 Kg		Poids welter 87 kg	
1/2 Bout: 329/Aug.09		1/2 combat: 329/09 Aout	
NAME	CTRY	RESULTS / RESULTATS	
Bruno, Luciano	ITA		
* Breland, Mark	USA	PTS 5:0	
R/A HIOUAD	MAR		
JU 1 ADDALA	TUN	57 : 60	
2 SOMODIO	PHI	54 : 60	
3 HONG	TPE	56 : 60	
4 HAN	KOR	57 : 60	
5 VEGA	ECU	55 : 60	

Welterweight 67 Kg		Poids welter 67 kg	
Final Bout: 337/Aug.11		Finale combat: 337/11 Aout	
NAME	CTRY	RESULTS / RESULTATS	
An, Young-Su	KOR		
* Breland, Mark	USA	PTS 5:0	
R/A KRAMHELLER	FRG		
JU 1 BALL	GBR	54 : 60	
2 POUCHER	IRL	53 : 60	
3 DOBREV	BUL	55 : 60	
4 VEGA	ECU	54 : 60	
5 HONG	TPE	55 : 60	

Light Middleweight 71 Kg		Poids sur-welter 71 kg	
1/3 2 Bout: 024/July 29		1/32 combat: 024/29 Juil	
NAME	CTRY	RESULTS / RESULTATS	
Kapito, Fletcher	MAW		
* Marial, Augsiino	SUD	PTS 3 : 2	
R/A FERNANDEZ	PAN		
JU 1 TAVIRA	MEX	60 : 57	
2 BALL	GBR	57 : 59	
3 KIRIAC	ROM	57 : 59	
4 HAN	KOR	59 : 58	
5 WALKER	NZL	56 : 60	

Light Middleweight 71 Kg		Poids sur-welter 71 kg	
1/32 Bout: 025/July 29		1/32 combat: 025/29 Juil	
NAME	CTRY	RESULTS / RESULTATS	
* Ahn, Dal-Ho	KOR	PTS 5:0	
Simion, Gheorghie	ROM		
R/A CORDERO	DOM		
JU 1 KONNOR	USA	60 : 56	
2 OJO	NGR	59 : 58	
3 HIOUAD	MAR	59 : 58	
4 BASULTO	CUB	59 : 58	
5 LONES	CAN	59 : 57	

Light Middleweight 71 Kg		Poids sur-welter 71 kg	
1/16 Bout: 085/July 31		1/16 combat: 065/31 Juil	
NAME	CTRY	RESULTS / RESULTATS	
Milio, Ambrose	ZIM		
* Zielonka, Manfred	FRG	PTS 4 : 1	
R/A NARSI	IND		
JU 1 HAN	KOR	58 : 59	
2 WILLIAMSON	USA	56 : 59	
3 FERNANDEZ	PAN	57 : 60	
4 VEGA	ECU	59 : 58	
5 HERNANDEZ	COL	55 : 60	

Light Middleweight 71 Kg		Poids sur-welter 71 kg	
1/16 Bout: 066/July 31		1/16 combat: 066/31 Juil	
NAME	CTRY	RESULTS / RESULTATS	
Galeano, Perfecto	PAR		
* Ollo, Gustavo Rene	ARG	PTS 5:0	
R/A SUKAR	THA		
JU 1 WILLIAMSON	USA	54 : 60	
2 LOWES	CAN	55 : 60	
3 NARSI	IND	58 : 59	
4 POUCHER	IRL	54 : 60	
5 ADDALA	TUN	58 : 59	

Light Middleweight 71 Kg		Poids sur-welter 71 kg	
1/16 Bout: 087/July 31		1/16 combat: 067/31 Juil	
NAME	CTRY	RESULTS / RESULTATS	
* Labrosse, Ralph	SEY	PTS 4:1	
Mella, Pierre Claver	CMR		
R/A DAVIES	AUS		
JU 1 FERNANDEZ	PAN	59 : 58	
2 HERNANDEZ	COL	59 : 56	
3 PASHA	PAK	58 : 59	
4 BASUTO	CUB	59 : 58	
5 LOPES	BRA	59 : 58	

Light Middleweight 71 Kg		Poids sur-welter 71 kg	
1/16 Bout: 088/July 31		1/16 combat: 088/31 Juil	
NAME	CTRY	RESULTS / RESULTATS	
* Sery, Gnohere	CIV	KO RD#2 1:10	
Aumua, Salulolo	SAN		
R/A DOBREV	BUL		
JU 1 RODRIGUEZ	VEN		
2 SOMODIO	PHI		
3 NARSI	IND		
4 NOVICIC	YUG		
5 TAVIRA ROMERO	MEX		

Light Middleweight 71 Kg		Poids sur-welter 71 kg	
1/16 Bout: 069/July 31		1/16 combat: 089/31 Juil	
NAME	CTRY	RESULTS / RESULTATS	
Finch, Rihard	AUS		
* Kapopo, Christopher	ZAM	PTS 4:1	
R/A ISHIMARU	JPN		
JU 1 KIRIAC	ROM	57 : 58	
2 KRAMHELLER	FRG	57 : 58	
3 CORDERO RAMIREZ	DOM	59 : 58	
4 DELMONACO SHEE	CHI	57 : 58	
5 LOWES	CAN	55 : 57	

Light Middleweight 71 Kg		Poids sur-welter 71 kg	
1/16 Bout: 070/July 31		1/16 combat: 070/31 Juil	
NAME	CTRY	RESULTS / RESULTATS	
* Tibazi, Abdellah	MAR	PTS 5:0	
Mehinto, Maxime	BEN		
R/A SOMODIO	PHI		
JU 1 GEDOAN	INA	60 : 55	
2 PASHA	PAK	60 : 54	
3 WILLIAMSON	USA	60 : 48	
4 QUACCI	ITA	60 : 54	
5 BASULO MORALES	CUB	60 : 55	

Light Middleweight 71 Kg		Poids sur-welter 71 kg	
1/16 Bout: 071/July 31		1/16 combat: 071/31 Juil	
NAME	CTRY	RESULTS / RESULTATS	
Ayed, Lotfi	SWE		
* Tate, Frank	USA	PTS 5:0	
R/A OJO	NGR		
Ju 1 RODRIGUEZ	VEN	57 : 60	
2 VEGA	ECU	57 : 60	
3 KANAKUYA	UGA	57 : 60	
4 DAVIES	AUS	58 : 59	
5 SOMODIO	PHI	58 : 59	

Light Middleweight 71 Kg		Poids sur-welter 71 kg	
1/16 Bout: 072/July 31		1/16 combat: 072/31 Juil	
NAME	CTRY	RESULTS / RESULTATS	
Storey, Samuel	IRL		
* Casamonica, Romolo	ITA	RSCH RD #3 1 : 51	
R/A HAN	KOR		
JU 1 BROWN	JAN		
2 DELMONACO SHEE	CHI		
3 WILLIAMSON	USA		
4 WALKER	NZL		
5 OJO	NGR		

Light Middleweight 71 Kg		Poids sur-welter 71 kg	
1/16 Bout: 081/July 31		1/16 combat: 081/31 Juil	
NAME	CTRY	RESULTS / RESULTATS	
* Lutui, Elone	TON	PTS 4:1	
Inyama, Fubulume	ZAI		
R/A TAVIRA ROMERO	MEX		
JU 1 KRAMHELLER	FRG	58 : 60	
2 NOVICIC	YUG	60 : 59	
3 LONES	CAN	60 : 57	
4 RODRIGUEZ	VEN	59 : 58	
5 HAN	KOR	59 : 58	

Light Middleweight 71 Kg		Poids sur-welter 71 kg	
1/16 Bout: 082/July 31		1/16 combat: 082/31 Juil	
NAME	CTRY	RESULTS / RESULTATS	
Claudii, Victor	PUR		
* Cole, Isreal	SLE	RSCH RD # 1 2:50	
R/A PASHA	PAK		
JU 1 SUKAR	THA		
2 BALL	GBR		
3 HIOUAD	MAR		
4 HERNANDEZ	COL		
5 RODRIGUEZ	VEN		

Light Middleweight 71 Kg		Poids sur-welter 71 kg	
1/16 Bout: 083/July 31		1/16 combat: 083/31 Juil	
NAME	CTRY	RESULTS / RESULTATS	
* Byarugaba, Vicky	UGA	PTS 4 : 1	
Auseth, Simen	NOR		
R/A KONNOR	USA		
JU 1 BROWN	JAN	57 : 58	
2 BASULTO	CUB	60 : 57	
3 NARSI	IND	60 : 57	
4 SOMODIO	PHI	60 : 57	
5 VEGA	ECU	59 : 58	

Light Middleweight 71 Kg		Poids sur-welter 71 kg	
1/16 Bout: 084/July 31		1/16 combat: 084/31 Juil	
NAME	CTRY	RESULTS / RESULTATS	
Sadik, Sullemana	GHA		
* Tiozzo, Christophe	FRA	PTS 5:0	
R/A DELMONACO SHEE	CHI		
JU 1 FERNANDEZ	PAN	57 : 60	
2 TAVIRA ROMERO	MEX	54 : 60	
3 HONG	TPE	56 : 60	
4 HAN	KOR	57 : 59	
5 HERNANDEZ	COL	56 : 60	

# Boxing

# Boxe

Welterweight  
148 pounds

Poids welter  
67 kg

1/32 (July/Jul 29)	1/16 (Aug/Aout 01)	1/8 (Aug/Aout 06)	1/4 (Aug/Aout 08)	1/2 (Aug/Aout 09)	Final/Finale (Aug/Aout 11)
Georges-Claude Ngangue (CMR)	Bye	Bye	Bye	Bye	Bye
	Ngangue				
Joni Nyman (FIN)	Bye	Nyman	PTS 5 : 0		
	Nyman				
Kieran Joyce (IRL)	Bye	Joyce	PTS 4 : 1		
	Joyce				
Basil Boniface (SEY)	Bye	Boniface	RSCH 1: 14 (2nd)		
	Boniface				
Kitenge Kitengewa (ZAI)	Bye	Kitengewa		Nyman	
	Kitengewa			PTS 5:0	
Lefa Tsapi (LES)	Bye	Tsapi	RSCH 2:10 (1st)		
	Tsapi				
Francisco Lisboa (INA)	Bye	Lisboa		Frazer	
	Lisboa			PTS 3 : 2	
Dwight Frazer (JAM)	Bye	Frazer	PTS 5:0		
	Frazer				
Bernard Wilson (GRN)	Bye	Wilson			<b>An</b>
	Wilson				PTS 3 : 2
Roland Omoruyi (NGR)	Bye	Omoruyi	RSCH 1 : 56 (3rd)		
	Omoruyi				
Abrar Husain Syed (PAK)	Bye	Syed		Koskela	
	Syed			KO 1 : 25 (3rd)	
Vesa Koskela (SWE)	Bye	Koskela	PTS 4 : 1		
	Koskela				
Saikoloni Hala (TON)	Bye	Hala			<b>An</b>
	Hala			PTS 5 : 0	
Vedat Onsoy (TUR)	Bye	Onsoy	PTS 5:0		
	Onsoy				
Man-Bahadur Shrestha (NEP)	Bye	Shrestha			
	Shrestha				
<b>Young-Su An (KOR)</b>		<b>An</b>			
	<b>An</b>				
Abock Shoak (SUD)					
	PTS 5:0				
Henry Kalunga (ZAM)	Bye	Kalunga			<b>Breland</b>
	Kalunga				PTS 5:0
Kamel Aboud (ALG)	Bye	Aboud	PTS 5:0		
	Aboud				
Mohamedali Aldahan (SYR)	Bye	Aldahan		Kuenzler	
	Aldahan			PTS 4:1	
Alexander Kuenzler (FGR)	Bye	Kuenzler	PTS 5 : 0		
	Kuenzler				
Peter Okumu (UGA)	Bye	Okumu			
	Okumu				
Neva Mkadala (TAN)	Bye	Mkadala	PTS 3 : 2		
	Mkadala				
Georges Boco (BEN)	Bye	Boco		Bruno	
	Boco			PTS 4:1	
Luciano Bruno (ITA)	Bye	Bruno	PTS 5 : 0		
	Bruno				
Konrad Koenig (AUT)	Bye	Koenig			<b>Breland</b>
	Koenig				PTS 5:0
Khemais Refai (TUN)	Bye	Refai	RSCH 1:56 (1st)		
	Refai				
Nobuaki Hiranaka (JPN)	Bye	Hiranaka		Leon	
	Hiranaka			PTS 3 : 2	
Genaro Leon (MEX)	Bye	Leon	PTS 5:0		
	Leon				
Daniel Omar Dominquez (ARG)					
	PTS 5 : 0				
Wayne Gordon (CAN)					
	<b>Breland</b>				
	PTS 5:0				
<b>Mark Breland (USA)</b>		<b>Breland</b>			
	PTS 5:0				
Carlos Reyes (PUR)	Bye	Reyes	RSC 0:19 (3rd)		
	Reyes				
Rudel Obreja (ROM)	Bye	Obreja			<b>Breland</b>
	Obreja				PTS 5 : 0
Antoine Loungoude (CAF)	Bye	Obreja			
	KO 2 : 46 (1st)				
Michael Hughes (GBR)	Bye	Hughes	PTS 5:0		
	Hughes				
Paul Rasamimanana (MAD)	Bye	Hughes	PTS 5:0		
	PTS 5:0				



Light Middleweight 71 Kg		Poids sur-welter 71 kg	
1/16 Bout: 085/July 31		1/16 combat: 085/31 Juil	
NAME	CTRY	RESULTS / RESULTATS	
* Ogiwara, Chiharu	JPN	KO RD # 1 2 : 59	
Centeno, Mario	NCA		
R/A HIOUAD	MAR		
JU 1 POUCHER	IRL		
2 QUACCI	ITA		
3 WALKER	NZL		
4 MOUPOUNZA	GAB		
5 HERNANDEZ	COL		

Light Middleweight 71 Kg		Poids sur-welter 71 kg	
1/16 Bout 088/July 31		1/16 combat: 086/31 Juil	
NAME	CTRY	RESULTS / RESULTATS	
Okumu, Stephen	KEN		
* Douglas, Roderick	GBR	PTS 4:1	
R/BASULTO	CUB		
JU 1 HAN	KOR	57 : 80	
2 ISHIMARU	JPN	58 : 60	
3 DAVIES	AUS	59 : 58	
4 BROWN	JAM	56 : 80	
5 CORDERO	DOM	58 : 59	

Light Middleweight 71 Kg		Poids sur-welter 71 kg	
1/16 Bout: 087/July 31		1/16 combat: 087/31 Juil	
NAME	CTRY	RESULTS / RESULTATS	
* O'Sullivan, Shawn	CAN	RSCH RD # 2 1:58	
Halibi, Mohamadrajab	LIB		
R/A SUKAR	THA		
JU 1 DOBREV	BUL		
2 KIRIAC	ROM		
3 ISHIMARU	JPN		
4 RODRIGUEZ	VEN		
5 VEGA	ECU		

Light Middleweight 71 Kg		Poids sur-welter 71 kg	
1/16 Bout: 088/July 31		1/16 combat: 088/31 Juil	
NAME	CTRY	RESULTS / REULTATS	
Marial, Augsiino	SUD		
* Ahn, Dal-Ho	KOR	PTS 5:0	
R/A POUCHER	IRL		
JU 1 BALL	GBR	55 : 60	
2 KONNOR	USA	54 : 60	
3 LOWES	CAN	55 : 80	
4 RODRIGUEZ	VEN	55 : 60	
5 DAVIES	AUS	56 : 60	

Light Middleweight 71 Kg		Poids sur-welter 71 kg	
1/8 Bout: 239/Aug. 06		1/8 combat: 239/06 Aout	
NAME	CTRY	RESULTS / RESULTATS	
* Zielonka, Manfred	FRG	PTS 5:0	
Olo, Gustavo Rene	ARG		
R/A ADDALA	TUN		
JU 1 HIOUAD	MAR	60 : 57	
2 BROWN	JAM	60 : 58	
3 CORDERO	DOM	60 : 57	
4 NARSI	IND	60 : 56	
5 PASHA	PAK	60 : 58	

Light Middleweight 71 Kg		Poids sur-welter 71 kg	
1/8 Bout: 240/Aug.08		1/8 combat: 240/06 Aout	
NAME	CTRY	RESULTS / RESULTATS	
Labrosse, Ralph	SEY		
* Sery, Gnohere	CIV	PTS 4 : 1	
R/A WILLIAMSON	USA		
JU 1 MALDONADO	PUR	60 : 55	
2 ISHIMARU	JPN	59 : 59	
3 HAN	KOR	57 : 60	
4 BALL	GBR	57 : 60	
5 HONG	TPE	57 : 60	

Light Middleweight 71 Kg		Poids sur-welter 71 kg	
1/8 Bout: 241/Aug.06		1/8 combat: 241/08 Aout	
NAME	CTRY	RESULTS / RESULTATS	
* Kapopo, Christopher	ZAM	PTS 3 : 2	
Tibazi, Abdellah	WAR		
R/A POUCHER	IRL		
JU 1 SZRAMKOWSKI	POL	58 : 58	
2 LOWES	CAN	60 : 57	
3 DAVIES	AUS	59 : 58	
4 TAVIRA ROMERO	MEX	58 : 58	
5 LOPES	BRA	60 : 58	

Light Middleweight 71 Kg		Poids sur-welter 71 kg	
1/8 Bout: 242/Aug.06		1/8 combat: 242/06 Aout	
NAME	CTRY	RESULTS / RESULTATS	
* Tate, Frank	USA	PTS 5:0	
Casamonica, Romolo	ITA		
R/A DAVIES	AUS		
JU 1 WALKER	NZL	59 : 57	
2 HAN	KOR	59 : 57	
3 ISHIMARU	JPN	59 : 58	
4 ADDALA	TUN	59 : 58	
5 MOUPOUNZA	GAB	60 : 57	

Light Middleweight 71 Kg		Poids sur-welter 71 kg	
1/8 Bout: 243/Aug.08		1/8 combat: 243/06 Aout	
NAME	CTRY	RESULTS / RESULTATS	
Lutui, Elone	TON		
* Cole, Isreal	SLE	RSCH RD #2 1:23	
R/A BALL	GBR		
JU 1 QUACCI	ITA		
2 MALDONADO	PUR		
3 ISHIMARU	JPN		
4 PASHA	PAK		
5 DELMONACO SHEE	CHI		

Light Middleweight 71 Kg		Poids sur-welter 71 kg	
1/8 Bout: 244/Aug.08		1/8 combat: 244/98 Aout	
NAME	CTRY	RESULTS / RESULTATS	
Byarugaba, Vicky	UGA		
* Tiozzo, Christophe	FRA	PTS 5:0	
R/A HAN	KOR		
JU 1 ISIMARU	JPN	56 : 60	
2 BROWN	JAN	55 : 60	
3 TAVIRA ROMERO	MEX	54 : 60	
4 DAVIES	AUS	57 : 60	
5 LOPES	BRA	57 : 60	

Light Middleweight 71 Kg		Poids sur-welter 71 kg	
1/8 Bout: 245/Aug.06		1/8 combat: 245/06 Aout	
NAME	CTRY	RESULTS / RESULTATS	
Ogiwara, Chiharu	JPN		
* Douglas, Roderick	GBR	PTS 4 : 1	
R/A HIOUAD	WAR		
JU 1 ADDALLA	TUN	57 : 60	
2 CORDERO	DOM	57 : 59	
3 WILLIAMSON	USA	58 : 59	
4 LOPES	BRA	59 : 58	
5 WALKER	NZL	58 : 60	

Light Middleweight 71 Kg		Poids sur-welter 71 kg	
1/8 Bout: 246/Aug. 06		1/8 combat: 246/08 Aout	
NAME	CTRY	RESULTS / RESULTATS	
* O'Sullivan, Shawn	CAN	RSC RD # 1 1 : 28	
Ahn,Dal-Ho	KOR		
R/A SZRAMKOWSKI	POL		
JU 1 BALL	GBR		
2 WALKER	NZL		
3 HONG	TPE		
4 HIOUAD	WAR		
5 DELMONACOSHEE	CHI		

Light Middleweight 71 Kg		Poids sur-welter 71 kg	
1/4 Bout: 290/Aug. 08		1/4 combat: 290/08 Aout	
NAME	CTRY	RESULTS / RESULTATS	
* Zielonka, Manfred	FRG	PTS 5:0	
Sery, Gnohere	CIV		
R/A LOWES	CAN		
JU 1 BASUL TO	CUB	59 : 58	
2 ISHIMARU	JPN	60 : 58	
3 HAN	KOR	59 : 58	
4 LOPES	BRA	60 : 57	
5 VEGA	ECU	60 : 57	

Light Middleweight 71 Kg		Poids sur-welter 71 kg	
1/4 Bout: 291/Aug.08		1/4 combat: 291/08 Aout	
NAME	CTRY	RESULTS / RESULTATS	
Kapopo, Christopher	ZAM		
* Tate, Frank	USA	RSCH RD # 1 2 : 50	
R/A KRAMHELLER	FRG		
JU 1 NARSI	IND		
2 HERNANDEZ	COL		
3 GEDOAN	INA		
4 WALKER	NZL		
5 POUCHER	IRL		

Light Middleweight 71 Kg		Poids sur-welter 71 kg	
1/4 Bout: 292/Aug.08		1/4 combat: 292/08 Aout	
NAME	CTRY	RESULTS / RESULTATS	
Cole, Isreal	SLE		
* Tiozzo, Christophe	FRA	PTS 5:0	
R/A RODRIGUEZ	VEN		
JU 1 VEGA	ECU	56 : 60	
2 HAN	KOR	58 : 80	
3 SUKAR	THA	56 : 80	
4 BASULTO	CUB	58 : 80	
5 BROWN	JAM	54 : 60	

Light Middleweight 71 Kg		Poids sur-welter 71 kg	
1/4 Bout: 293/Aug.08		1/4 combat: 293/08 Aout	
NAME	CTRY	RESULTS / RESULTATS	
Douglas, Roderick	GBR		
* O'Sullivan, Shawn	CAN	PTS 5:0	
R/A ADDALA	TUN		
JU 1 HIOUAD	WAR	57 : 59	
2 WALKER	NZL	58 : 59	
3 HONG	TPE	57 : 59	
4 HAN	KOR	55 : 80	
5 HERNANDEZ	COL	57 : 60	

Light Middleweight 71 Kg		Poids sur-welter 71 kg	
1/2 Bout: 316/Aug.09		1/2 combat: 316/09 Aout	
NAME	CTRY	RESULTS / RESULTATS	
Zielonka, Manfred	FRG		
* Tate, Frank	USA	WKR	
R/A ADDALA	TUN		
JU 1 HIOUAD	WAR		
2 ISHIMARU	JPN		
3 HONG	TPE		
4 SOMODIO	PHI		
5 HERNANDEZ	COL		

Light Middleweight 71 Kg		Poids sur-welter 71 kg	
1/29 Bout: 317/Aug.09		1/2 combat: 317/09 Aout	
NAME	CTRY	RESULTS / RESULTATS	
Tiozzo, Christophe	FRA		
* O'Sullivan, Shawn	CAN	REV 4 : 1	
R/A NARSI	IND		
JURY 1 LUMRERAS	PER	59 : 58	
2 RASHID	PAK	58 : 59	
3 KHALI	ALG	58 : 80	
4 MORILLAS	ARG	58 : 59	
5 TUNSTALL	AUS	57 : 60	

Light Middleweight 71 Kg		Poids sur-welter 71 kg	
Final Bout: 343/Aug. 11		Finale combat: 343/11 Aout	
NAME	CTRY	RESULTS / RESULTATS	
* Tate, Frank	USA	PTS 5:0	
O'Sullivan, Shawn	CAN		
R/A KIRIAC	ROM		
JU 1 POUCHER	IRL	58 : 57	
2 WALKER	NZL	59 : 57	
3 HAN	KOR	59 : 58	
4 ADDALA	TUN	59 : 58	
5 OJO	NGR	59 : 58	



# Boxing

# Boxe

Light Middleweight  
157 pounds

Poids sur-welter  
71 kg

1 / 32 (July / Juil 29)	1 / 16 (July / Juil 31)	1 / 8 (Aug / Aout 06)	1 / 4 (Aug / Aout 08)	1 / 2 (Aug / Aout 09)	Final / Finale (Aug / Aout 11)
Ambrose Miilo (ZIM)	Miilo	Zielonka	Zielonka	Zielonka	<b>Tate</b> WKR
Bye		PTS 4:1		PTS 5:0	
Manfred Zielonka (FRG)	Zielonka				
Bye					
Perfecto Galeano (PAR)	Galeano	Olo			
Bye		PTS 5:0			
Gustavo Rene Olo (ARG)	Olo				
Bye					
Ralph Labrosse (SEY)	Labrosse	Labrosse			
Bye		PTS 4: 1			
Pierre Claver Mella (CMR)	Mella		Sery		
Bye			PTS 4: 1		
Gnohere Sery (CIV)	Sery				
Bye		Sery			
Salulolo Aumua (SAM)	Aumua	KO 1:10 (2nd)			
Bye					
Richard Finch (AUS)	Finch	Kapopo			
Bye		PTS 4: 1			
Christopher Kapopo (ZAM)	Kapopo		Kapopo		
Bye			PTS 3:2		
Abdellah Tibazi (MAR)	Tibazi	Tibazi			
Bye		PTS 5:0			
Maxime Mehinto (BEN)	Mehinto				
Bye					
Lotfi Ayed (SWE)	Ayed	<b>Tate</b>			
Bye		PTS 5:0			
<b>Frank Tate (USA)</b>	<b>Tate</b>		<b>Tate</b>		
Bye			PTS 5:0		
Samuel Story (IRL)	story	Casamonica			
Bye		RSCH 1:51 (3rd)			
Romolo Casamonica (ITA)	Casamonica				
Bye					
Elone Lutui (TON)	Lutui	Lutui			
Bye		PTS 4: 1			
Fabulume Inyama (ZAI)	Inyama		Cole		
Bye			RSCH 1:23 (2nd)		
Victor Claudio (PUR)	Claudio	Cole			
Bye		RSCH 2:50 (1st)			
Isreal Cole (SLE)	Cole				
Bye					
Vicky Byarugaba (UGA)	Byarugaba	Byarugaba			
Bye		PTS 4:1			
Simen Ausetth (NOR)	Ausetth		Tiozzo		
Bye			PTS 5:0		
Sulemana Sadik (GHA)	Sadik	Tiozzo			
Bye		PTS 5:0			
Christophe Tiozzo (FRA)	Tiozzo				
Bye					
Chiharu Ogiwara (JPN)	Ogiwara	Ogiwara			
Bye		KO 2:59 (1st)			
Mario Centeno (NCA)	Centeno		Douglas		
Bye			PTS 4:1		
Stephen Okumu (KEN)	Okumu	Douglas			
Bye		PTS 4: 1			
Roderick Douglas (GBR)	Douglas				
Bye					
<b>Shawn O'Sullivan (CAN)</b>	<b>O'Sullivan</b>	<b>O'Sullivan</b>			
Bye		RSCH 1:58 (2nd)			
Mohamadrajab Halibi (LIB)	H a l i h i		<b>O'Sullivan</b>		
Bye			RSC 1:28 (1st)		
Fletcher Kapito (MAW)	Marial	Ahn			
Bye		PTS 3:2			
Augsino Marial (SUD)	PTS 3:2				
Dai-Ho Ahn (KOR)	Ahn	PTS 5:0			
Bye					
Gheorghe Simion (ROM)	PTS 5:0				



Middleweight 75 Kg		Poids moyen 75 kg	
1/16 Bout: 040/July 30		1/16 combat: 040/30 Juil	
NAME	CTRY	RESULTS / RESULTATS	
Neblett, Edward	BAR		
* Hill, Virgil	USA	RSC RD # 2 2 : 47	
R/A RODRIGUEZ	VEN		
JU 1 SOMODIO	PHI		
2 VEGA	ECU		
3 HAN	KOR		
4 OJO	NGR		
5 KRAMHELLER	FRG		

Middleweight 75 Kg		Poids moyen 75 kg	
1/16 Bout: 041/July 30		1/16 combat: 041/30 Juil	
NAME	CTRY	RESULTS / RESULTATS	
* Skaro, Damir	YUG	RSCH RD # 3 1 : 28	
Elgindy, Ahmed	EGY		
R/A FILIPPELLI	USA		
JU 1 BASULTO	CUB		
2 HERNANDEZ	COL		
3 DELMONACO SHEE	CHI		
4 HONG	TPE		
5 ISHIMARU	JPN		

Middleweight 75 Kg		Poids moyen 75 kg	
1/16 Bout: 042/July 30		1/16 combat: 042/30 Juil	
NAME	CTRY	RESULTS / RESULTATS	
* Corti, Hugo Antonio	ARG	PTS 5:0	
Bauer, Andreas	FRG		
R/A SUKAR	THA		
JU 1 SOMODIO	PHI	60 : 58	
2 LOWES	CAN	60 : 56	
3 HOLAUS	USA	60 : 55	
4 WALKER	NZL	60 : 56	
5 HIOUAD	MAR	60 : 58	

Middleweight 75 Kg		Poids moyen 75 kg	
1/16 Bout: 043/July 30		1/16 combat: 043/30 Juil	
NAME	CTRY	RESULTS / RESULTATS	
Cannon, Brendon	AUS		
* Duff, Rick	CAN	PTS 5:0	
R/A BALL	GBR		
JU 1 KIRIAC	ROM	58 : 57	
2 KANAKULYA	UGA	57 : 58	
3 ADDALA	TUN	55 : 57	
4 RODRIGUEZ	VEN	58 : 57	
5 KRAMHELLER	FRG	55 : 56	

Middleweight 75 Kg		Poids moyen 75 kg	
1/16 Bout:044/July 30		1/16 combat: 044/30 Juil	
NAME	CTRY	RESULTS / RESULTATS	
Lihanda, Patrick	UGA		
* Shin, Joon-Sup	KOR	PTS 5:0	
R/A NOVICIC	YUG		
JU 1 POUCHER	IRL	58 : 60	
2 LOWES	CAN	56 : 60	
3 FILIPPELLI	USA	58 : 60	
4 DELMONACO SHEE	CHI	57 : 60	
5 DAVIES	AUS	57 : 60	

Middleweight 75 Kg		Poids moyen 75 kg	
1/16 Bout: 045/July 30		1/16 combat: 045/30 Juil	
NAME	CTRY	RESULTS / RESULTATS	
Laasanen, Pekka	FIN		
* Okorodudu, Jeremiah	NGR	PTS 5:0	
R/A WALKER	NZL		
JU 1 SOMODIO	PHI	58 : 59	
2 HAN	KOR	56 : 60	
3 LOPES	BRA	56 : 60	
4 HOLAUS	USA	55 : 60	
5 CORDERO	DOM	56 : 60	

Middleweight 75 Kg		Poids moyen 75 kg	
1/16 Bout: 046/July 30		1/16 combat: 046/30 Juil	
NAME	CTRY	RESULTS / RESULTATS	
* Corr, Thomas	IRL	PTS 5:0	
Mayero Chiponda, Arigoma	ZIM		
R/A TAVIRA ROMERO	MEX		
JU 1 LOWES	CAN	60 : 55	
2 GEDOAN	INA	60 : 58	
3 PASHA	PAK	60 : 58	
4 LOPES	BRA	60 : 56	
5 DELMONACO SHEE	CHI	60 : 58	

Middleweight 75 Kg		Poids moyen 75 kg	
1/16 Bout: 047/July 30		1/16 combat: 047/30 Juil	
NAME	CTRY	RESULTS / RESULTATS	
* Van Raamsdonk, Pedro	HOL	PTS 4 : 1	
Oga, Augustus	KEN		
R/A CORDERO	DOM		
JU 1 HOLAUS	USA	60 : 57	
2 ISHIMARU	JPN	58 : 60	
3 NARSI	IND	59 : 58	
4 RODRIGUEZ	VEN	59 : 58	
5 HERNANDEZ	COL	59 : 57	

Middleweight 75 Kg		Poids moyen 75 kg	
1/16 Bout: 048/July 30		1/16 combat: 048/30 Juil	
NAME	CTRY	RESULTS / RESULTATS	
Kamela, Paul	CMR		
* Cruciani, Noe	ITA	PTS 5:0	
R/A BASULTO	CUB		
JU 1 LOWES	CAN	57 : 59	
2 SUKAR	THA	57 : 60	
3 HONG	TPE	58 : 59	
4 VEGA	ECU	58 : 59	
5 HERNANDEZ	COL	57 : 59	

Middleweight 75 Kg		Poids moyen 75 kg	
1/16 Bout: 049/July 39		1/16 combat: 049/30 Juil	
NAME	CTRY	RESULTS / RESULTATS	
* Tuvale, Paulo	SAM	RSCH RD #1 2 : 10	
Collins, Christopher	GRN		
R/A KANAKULYA	UGA		
JU 1 ADDALA	TUN		
2 DOBREV	BUL		
3 KIRIAC	ROM		
4 FILIPPELLI	USA		
5 NARSI	IND		

Middleweight 75 Kg		Poids moyen 75 kg	
1/16 Bout: 050/July 30		1/16 combat: 050/30 Juil	
NAME	CTRY	RESULTS / RESULTATS	
Havili, Otosico T	TON		
* Gonzalez, Aristides	PUR	PTS 4 : 1	
R/A KIRIAC	ROM		
JU 1 DOBREV	BUL	59 : 58	
2 HIOUAD	MAR	57 : 59	
3 SUKAR	THA	58 : 60	
4 VEGA	ECU	58 : 60	
5 KANAKULYA	UGA	58 : 60	

Middleweight 75 Kg		Poids moyen 75 kg	
1/8 Bout: 175/Aug.03		1/8 combat: 175/03 Aout	
NAME	CTRY	RESULTS / RESULTATS	
Sarnelli, Vincent	FRA		
* Mwaba, Moses	ZAM	KO RD # 1 2:03	
R/A GEDOAN	INA		
JU 1 DELMONACO SHEE	CHI		
2 RODRIGUEZ	VEN		
3 CORDERO	DON		
4 BROWN	JAN		
5 SOMODIO	PHI		

Middleweight 75 Kg		Poids moyen 75 kg	
1/8 Bout: 176/Aug.03		1/8 combat: 176/03 Aout	
NAME	CTRY	RESULTS / RESULTATS	
* Zaoui, Mohamed	ALG	RSC RD #2 0:22	
Monne, Tsiu	LES		
R/A DOBREV	BUL		
JU 1 SZRAMKOWSKI	POL		
2 HAN	KOR		
3 GEDOAN	INA		
4 LOPES	BRA		
5 DELMONACO SHEE	CHI		

Middleweight 75 Kg		Poids moyen 75 kg	
1/8 Bout: 177/Aug.03		1/8 combat 177/03 Aout	
NAME	CTRY	RESULTS / RESULTATS	
Schumacher, Brian	GBR		
* Hill, Virgil	USA	PTS 5:0	
R/A NARSI	IND		
JU 1 WALKER	NZL	58 : 60	
2 KANAKULYA	UGA	58 : 59	
3 OJO	NRG	54 : 60	
4 HAN	KOR	58 : 59	
5 SUKAR	THA	55 : 60	

Middleweight 75 Kg		Poids moyen 75 kg	
1/8 Bout: 178/Aug.03		1/8 combat 178/03 Aout	
NAME	CTRY	RESULTS / RESULTATS	
* Skaro, Damir	YUG	PTS 4 : 1	
Corti, Hugo Antonio	ARG		
R/A BASULTO	CUB		
JU 1 BROWN	JAN	58 : 59	
2 GEDOAN	INA	60 : 57	
3 NARSI	IND	60 : 55	
4 DAVIES	AUS	59 : 56	
5 MOUPOUNZA	GAB	60 : 56	

Middleweight 75 Kg		Poids moyen 75 kg	
1/8 Bout: 179/Aug.03		1/8 combat: 179/03 Aout	
NAME	CTRY	RESULTS / RESULTATS	
Duff, Rick	CAN		
* Shin, Joon-Sup	KOR	PTS 4 : 1	
R/A QUACCI	ITA		
JU 1 SZRAMKOWSKI	POL	58 : 60	
2 WALKER	NZL	57 : 60	
3 HERNANDEZ	COL	55 : 60	
4 LOPES	BRA	56 : 60	
5 KANAKULYA	UGA	59 : 58	

Middleweight 75 Kg		Poids moyen 75 kg	
1/8 Bout: 180/Aug.03		1/8 combat: 180/03 Aout	
NAME	CTRY	RESULTS / RESULTATS	
* Okorodudu, Jeremiah	NGR	PTS 4 : 1	
Corr, Thomas	IRL		
R/A VEGA	ECU		
JU 1 RODRIGUEZ	VEN	60 : 57	
2 LOWES	CAN	58 : 58	
3 CORDERO RAMIREZ	DOM	60 : 56	
4 SUKAR	THA	60 : 56	
5 SOMODIO	PHI	60 : 56	

Middleweight 75 Kg		Poids moyen 75 kg	
1/8 Bout: 181/Aug.03		1/8 combat: 181/03 Aout	
NAME	CTRY	RESULTS / RESULTATS	
* Van Raamsdonk, Pedro	HOL	PTS 5:0	
Cruciani, Noe	ITA		
R/A SOMODIO	PHI		
JU 1 HOLAUS	USA	60 : 58	
2 SUKAR	THA	60 : 58	
3 BROWN	JAM	60 : 56	
4 WALKER	NZL	60 : 58	
5 VEGA	ECU	60 : 57	

Middleweight 75 Kg		Poids moyen 75 kg	
1/8 Bout: 182/Aug.03		1/8 combat: 182/03 Aout	
NAME	CTRY	RESULTS / RESULTATS	
Tuvale, Paulo	SAM		
* Gonzalez, Aristides	PUR	PTS 5:0	
R/A BALL	GBR		
JU 1 QUACCI	ITA	57 : 60	
2 LOPES	BRA	58 : 60	
3 DELMONACO SHEE	CHI	57 : 60	
4 HAN	KOR	58 : 60	
5 SUKAR	THA	57 : 60	

Middleweight 75 Kg		Poids moyen 75 kg	
1/4 Bout: 270/Aug.07		1/4 combat: 270/07 Aout	
NAME	CTRY	RESULTS / RESULTATS	
Mwaba, Moses	ZAM		
* Zaoui, Mohamed	ALG	REV 4 : 1	
R/A LOWES	CAN		
JU 1 TAPSUWAN	THA	58 : 60	
2 IDZIAK	POL	58 : 59	
3 LUMBRERAS	PER	57 : 60	
4 LEBRON-ORTIZ	PUR	58 : 59	
5 KALTSCHMITT	GUA	60 : 56	

Middleweight 75 Kg		Poids moyen 75 kg	
1/4 Bout: 271/Aug.07		1/4 combat: 271/07 Aout	
NAME	CTRY	RESULTS / RESULTATS	
* Hill, Virgil	USA	PTS 4 : 1	
Skaro, Damir	YUG		
R/A SUKAR	THA		
JU 1 SOMODIO	PHI	60 : 56	
2 DELMONACO SHEE	CHI	60 : 57	
3 WALKER	NZL	59 : 58	
4 OJO	NGR	58 : 59	
5 HONG	TPE	60 : 58	

# Boxing

# Boxe

Middleweight 75 Kg		Poids moyen 75 kg	
1/4 Bout: 272/Aug.07		1/4 combat: 272/07 Aout	
NAME	CTRY	RESULTS	RESULTATS
* Shin, Joon-Sup	KOR	PTS 4 : 1	
Okorodudu, Jeremiah	NGR		
R/A QUACCI	ITA		
JU 1 HOLAUS	USA	57 : 60	
2 TAVIRA ROMERO	MEX	59 : 58	
3 HONG	TPE	59 : 58	
4 DELMONACO SHEE	CHI	59 : 58	
5 RODRIGUEZ	VEN	59 : 58	

Middleweight 75 Kg		Poids moyen 75 kg	
1/4 Bout: 273/Aug.07		1/4 combat: 273/07 Aout	
NAME	CTRY	RESULTS	RESULTATS
Van Raamsdonk, Pedro	HOL		
* Gonzalez, Aristides	PUR	PTS 4 : 1	
R/A RODRIGUEZ	VEN		
JU 1 KANAKULYA	UGA	57 : 60	
2 ISHIMARU	JPN	58 : 59	
3 SOMODIO	PHI	57 : 60	
4 HONG	TPE	57 : 58	
5 OJO	NGR	59 : 58	

Middleweight 75 Kg		Poids moyen 75 kg	
1/2 Bout: 318/Aug.09		1/2 combat: 318/09 Aout	
NAME	CTRY	RESULTS	RESULTATS
Zaoui, Mohamed	ALG		
* Hill, Virgil	USA	PTS 5:0	
R/A SZRAMKOWSKI	POL		
JU 1 QUACCI	ITA	55 : 60	
2 VEGA	ECU	55 : 60	
3 HERNANDEZ	COL	55 : 60	
4 HAN	KOR	55 : 60	
5 PASHA	PAK	54 : 60	

Middleweight 75 Kg		Poids moyen 75 kg	
1/2 Bout: 319/Aug.09		1/2 combat: 319/09 Aout	
NAME	CTRY	RESULTS	RESULTATS
* Shin, Joon-Sup	KOR	PTS 4 : 1	
Gonzalez, Aristides	PUR		
R/A QUACCI	ITA		
JU 1 NOVICIC	YUG	60 : 58	
2 WALKER	NZL	60 : 57	
3 ADDALA	TUN	58 : 59	
4 HONG	TPE	59 : 58	
5 HIQUAD	MAR	59 : 59	

Middleweight 75 Kg		Poids moyen 75 kg	
Final Bout: 338/Aug.11		Finale combat: 338/11 Aout	
NAME	CTRY	RESULTS	RESULTATS
Hill, Virgil	USA		
* Shin, Joon-Sup	KOR	PTS 3 : 2	
R/A WALKER	NZL		
JU 1 HIQUAD	MAR	59 : 58	
2 ADDALA	TUN	59 : 59	
3 KIRIAC	ROM	58 : 59	
4 KRAMHELLER	FRG	59 : 58	
5 HONG	TPE	58 : 60	

Light Heavyweight 81 Kg		Poids mi-lourd 81 kg	
1/16 Bout: 038/July 30		1/16 combat: 038/30 Juil	
NAME	CTRY	RESULTS	RESULTATS
* Michael, Nassoro	TAN	RSCH RD # 1	1 : 17
Hanninen, Juha	FIN		
R/A TAVIRA ROMERO	MEX		
JU 1 HOLAUS	USA		
2 HAN	KOR		
3 ISHIMARU	JPN		
4 VEGA	ECU		
5 WALKER	NZL		

Light Heavyweight 81 Kg		Poids mi-lourd 81 kg	
1/16 Bout: 039/July 30		1/16 combat: 039/30 Juil	
NAME	CTRY	RESULTS	RESULTATS
Elnaggar, Ahmed	EGY		
* Okello, Syivaus	KEN	RSCH RD # 3 2 : 42	
R/A PASHA	PAK		
JU 1 DOBREV	BUL		
2 FERNANDEZ	PAN		
3 KRAMHELLER	FRG		
4 LOPES	BRA		
5 MALDONADO	PUR		

Light Heavyweight 81 Kg		Poids mi-lourd 81 kg	
1/16 Bout: 051/July 30		1/16 combat: 051/30 Juil	
NAME	CTRY	RESULTS	RESULTATS
Akay, Tajju	GHA		
* Holyfield, Evander	USA	RSCH RD # 3 2:14	
R/A QUACCI	ITA		
JU 1 POUCHER	IRL		
2 RODRIGUEZ	VEN		
3 LOPES	BRA		
4 HAN	KOR		
5 ISHIMARU	JPN		

Light Heavyweight Kg		Poids mi-lourd 81 kg	
1/16 Bout: 052/July 30		1/16 combat: 052/30 Juil	
NAME	CTRY	RESULTS	RESULTATS
* Salman, Ismail	IRQ	KO RD # 2 2 : 48	
Longdon, Anthony	GRN		
R/A SOMODIO	PHI		
JU 1 BROWN	JAN		
2 FILIPELLI	USA		
3 NOVICIC	YUG		
4 SZRAMKOWSKI	POL		
5 HONG	TPE		

Light Heavyweight 81 Kg		Poids mi-lourd 81 kg	
1/16 Bout: 053/July 30		1/16 combat: 053/30 Juil	
NAME	CTRY	RESULTS	RESULTATS
* Nanga, Jean Paul	CMR	PTS 5:0	
Pinder, Philip	BAH		
R/A HONG	TPE		
JU 1 SZRAMKOWSKI	POL	60 : 50	
2 KRAMHELLER	FRG	60 : 54	
3 VEGA	ECU	60 : 54	
4 DELMONACO SHEE	CHI	60 : 54	
5 DAVIES	AUS	60 : 51	

Light Heavyweight 81 Kg		Poids mi-lourd 81 kg	
1/16 Bout: 054/July 30		1/16 combat: 054/30 Juil	
NAME	CTRY	RESULTS	RESULTATS
Fuentes, Arcadia	PUR		
* Corpi, Christer	SWE	KO RD # 1 2 : 35	
R/A HIQUAD	MAR		
JU 1 ADDALA	TUN		
2 HAN	KOR		
3 ISHIMARU	JPN		
4 HERNANDEZ	COL		
5 WALKER	NZL		

Light Heavyweight 81 Kg		Poids mi-lourd 81 kg	
1/16 Bout: 055/July 30		1/16 combat: 055/30 Juil	
NAME	CTRY	RESULTS	RESULTATS
Smith, Don	TRI		
* Barry, Kevin	NZL	PTS 5:0	
R/A PASHA	PAK		
JU 1 ADDALA	TUN	58 : 60	
2 KRAMHELLER	FRG	57 : 60	
3 OJO	NGR	56 : 60	
4 GEDOAN	INA	56 : 60	
5 RODRIGUEZ	VEN	58 : 59	

Light Heavyweight 81 Kg		Poids mi-lourd 81 kg	
1/16 Bout: 058/July 30		1/16 combat: 056/30 Ju	
NAME	CTRY	RESULTS	RESULTATS
Traore, Djiguible	MLI		
* Kiriisa, Jonathan	UGA	PTS 5:0	
R/A SZRAMKOWSKI	POL		
JU 1 BALL	GBR	55 : 60	
2 BASULTO	CUB	58 : 60	
3 BROWN	JAM	55 : 60	
4 NARSI	IND	58 : 60	
5 SUKAR	THA	56 : 60	

Light Heavyweight 81 Kg		Poids mi-lourd 81 kg	
1/8 Bout: 191/Aug.04		1/8 combat: 191/04 Aout	
NAME	CTRY	RESULTS	RESULTATS
* Moussa, Mustapha	ALG	PTS 5:0	
Thadzi, Drake	MAW		
R/A NARSI	IND		
JU 1 OJO	NGR	60 : 56	
2 SOMODIO	PHI	60 : 56	
3 SUKAR	THA	60 : 56	
4 KIRIAC	ROM	60 : 56	
5 ISHIMARU	JPN	59 : 58	

Light Heavyweight 81 Kg		Poids mi-lourd 81 kg	
1/8 Bout: 192/Aug.04		1/8 combat: 192/04 Aout	
NAME	CTRY	RESULTS	RESULTATS
* Wilson, Anthony	GBR	RSC RD # 1 2:08	
Oviedo, Roberto	ARG		
R/A OJO	NGR		
JU 1 ADDALA	TUN		
2 LOWES	CAN		
3 TAVIRA ROMERO	MEX		
4 GEDOAN	INA		
5 DAVIES	AUS		

Light Heavyweight 81 Kg		Poids mi-lourd 81 kg	
1/8 Bout: 193/Aug.04		1/8 combat: 193/04 Aout	
NAME	CTRY	RESULTS	RESULTATS
* Donici, Georgica	ROM	PTS 5:0	
Vea, Fine Sani	TON		
R/A RODRIGUEZ	VEN		
JU 1 LOPES	BRA	60 : 54	
2 ISHIMARU	JPN	60 : 56	
3 HIOUAD	MAR	60 : 55	
4 HERNANDEZ LOPEZ	COL	60 : 54	
5 LOWES	CAN	60 : 54	

Light Heavyweight 81 Kg		Poids mi-lourd 81 kg	
1/8 Bout: 194/Aug.04		1/8 combat: 194/04 Aout	
NAME	CTRY	RESULTS	RESULTATS
* Josipovic, Anton	YUG	PTS 4 : 1	
Bott, Markus	FRG		
R/A ADDALA	TUN		
JU 1 NARSI	IND	59 : 58	
2 SUKAR	THA	59 : 59	
3 KONNOR	USA	60 : 60	
4 KANAKULYA	UGA	59 : 58	
5 HONG	TPE	59 : 58	

Light Heavyweight 81 Kg		Poids mi-lourd 81 kg	
1/8 Bout: 203/Aug.04		1/8 combat: 203/04 Aout	
NAME	CTRY	RESULTS	RESULTATS
Michael, Nassoro	TAN		
* Okello, Syivaus	KEN	PTS 5:0	
R/A ISHIMARU	JPN		
JU 1 QUACCI	ITA	57 : 58	
2 MALDONADO	PUR	57 : 59	
3 LOPES	BRA	58 : 59	
4 DELMONACO SHEE	CHI	57 : 59	
5 DOBREV	BUL	58 : 59	

Light Heavyweight 81 Kg		Poids mi-lourd 81 kg	
1/8 Bout: 204/Aug.04		1/8 combat: 204/04 Aout	
NAME	CTRY	RESULTS	RESULTATS
* Holyfield, Evander	USA	RSCH RD # 2 2:44	
Salman, Ismail	IRQ		
R/A DAVIES	AUS		
JU 1 HERNANDEZ LOPEZ	COL		
2 ADDALA	TUN		
3 BALL	GBR		
4 KIRIAC	ROM		
5 LOPES	BRA		



Middleweight  
165 pounds

Poids moyen  
75 kg

1/16 (July/Jul 30)

1/8 (Aug/Aout 03)

1/4 (Aug/Aout 07)

1/2 (Aug/Aout 09)

Final/Finale (Aug/Aout 11)

Vincent Sarnelli (FRA)	Sarnelli			
Bye				
Moses Mwaba (ZAM)	Mwaba	Mwaba KO 02:03 (1st)		
Bye				
Mohamed Zaoui (ALG)	Zaoui	Zaoui	Zaoui REV 4 : 1	
Bye				
Tsiu Monne (LES)	Monne	Zaoui RSC 0:22 (2nd)		
Bye				
Brian Schumacher (GBR)	Schumacher			<b>Hill</b> PTS 5 : 0
Bye				
Edward Neblett (BAR)	<b>Hill</b>	<b>Hill</b> PTS 5:0		
<b>Virgil Hill (usa)</b>	RSC 2:47 (2nd)		<b>Hill</b> PTS 4:1	
Damir Skaro (YUG)	Skaro	Skaro		
Ahmed Elgindy (EGY)	RSCH 1:28 (3rd)			
Hugo Antonio Corti (ARG)	Corti	Skaro PTS 4 : 1		
Andreas Bauer (FRG)	PTS 5:0			
Brendon Cannon (AUS)	Duff			<b>Shin</b> PTS 3 : 2
Rick Duff (CAN)	PTS 5:0			
Patrick Lihanda (UGA)	<b>Shin</b>	<b>Shin</b> PTS 4 : 1		
<b>Joon-Sup Shin (KOR)</b>	PTS 5:0			
Pekka Laasanen (FIN)	Okorodudu		<b>Shin</b> PTS 4 : 1	
Jeremiah Okorodudu (NGR)	PTS 5:0	Okorodudu		
Thomas Corr (IRL)	Corr	Okorodudu PTS 4:1		
Arigoma Mayero Chiponda (ZIM)	PTS 5:0			<b>Shin</b> PTS 4:1
Pedro Van Raamsdonk (HOL)	Van Raamsdonk			
Agustus Oga (KEN)	PTS 4:1	Van Raamsdonk		
Paul Kamela (CMR)	Cruciani	PTS 5:0		
Noe Cruciani (ITA)	PTS 5:0			
Paulo Tuvale (SAM)	Tuvale		Gonzalez PTS 4 : 1	
Christopher Collins (GRN)	RSCH 2:10 (1st)			
Otosico T. Havili (TON)	Gonzalez	Gonzalez PTS 5:0		
Aristides Gonzalez (PUR)	PTS 4 : 1			

# Boxing

# Boxe

Light Heavyweight 81 Kg		Poids mi-lourd 81 kg	
1/8 Bout: 205/Aug.04		1/8 combat: 205/04 Aout	
NAME	CTRY	RESULTS	RESULTATS
* Nanga, Jean Paul	CMR	PTS 4 : 1	
Corpi, Christer	SWE		
R/A BASULTO MORALES	CUB		
JU 1 ISHIMARU	JPN	60 : 58	
2 VEGA	ECU	58 : 59	
3 DELMONACO SHEE	CHI	59 : 58	
4 HONG	TPE	60 : 58	
5 LOWES	CAN	59 : 57	

Light Heavyweight 81 Kg		Poids mi-lourd 81 kg	
1/8 Bout: 206/Aug.04		1/8 combat: 205/04 Aout	
NAME	CTRY	RESULTS	RESULTATS
* Barry, Kevin	NZL	PTS 3:2	
Kiriisa, Jonathan	UGA		
R/A MALDONADO	PUR		
JU 1 PASHA	PAK	60 : 57	
2 NARSI	IND	59 : 57	
3 RODRIGUEZ	VEN	58 : 59	
4 KIRIAC	ROM	59 : 57	
5 CORDERO RAMIREZ	DOM	58 : 59	

Light Heavyweight 81 Kg		Poids mi-lourd 81 kg	
1/4 Bout: 282/Aug.07		1/4 combat: 282/07 Aout	
NAME	CTRY	RESULTS	RESULTATS
* Moussa, Mustapha	ALG	2:3 REV 5:0	
Wilson, Anthony	GBR		
R/A CORDERO RAMIREZ	DON		
JU 1 MALDONADO	PUR	57 : 59	
2 NARSI	IND	58 : 59	
3 LOWES	CAN	58 : 58	
4 DELMONACO SHEE	CHI	59 : 58	
5 WALKER	NZL	58 : 57	
JURY 1 KALTSHMITT	GUA	59 : 57	
2 KONSTANTYNER	BRA	59 : 57	
3 KIM	KOR	59 : 57	
4 LEBRON-ORTIZ	PUR	59 : 58	
5 LUMBRERAS	PER	59 : 58	

Light Heavyweight 81 Kg		Poids mi-lourd 81 kg	
1/4 Bout: 283/Aug.07		1/4 combat: 283/07 Aout	
NAME	CTRY	RESULTS	RESULTATS
Donici, Georgica	ROM		
* Josipovic, Anton	YUG	PTS 5:0	
R/A RODRIGUEZ	VEN		
JU 1 BROWN	JAM	55 : 60	
2 FILIPPELLI	USA	55 : 60	
3 KANAKULYA	UGA	57 : 60	
4 DELMONACO SHEE	CHI	57 : 60	
5 SOMODIO	PHI	53 : 60	

Light Heavyweight 81 Kg		Poids mi-lourd 81 kg	
1/4 Bout: 284/Aug.07		1/4 combat: 284/07 Aout	
NAME	CTRY	RESULTS	RESULTATS
Okello, Syvaus	KEN		
* Holyfield, Evander	USA	KO RD # 1 2 : 57	
R/A QUACCI	ITA		
JU 1 POUCHER	IRL		
2 SOMODIO	PHI		
3 ISHIMARU	JPN		
4 VEGA	ECU		
5 DAVIES	AUS		

Light Heavyweight 81 Kg		Poids mi-lourd 81 kg	
1/4 Bout: 285/Aug.07		1/4 combat: 285/07 Aout	
NAME	CTRY	RESULTS	RESULTATS
Nanga, Jean Paul	CMR		
* Barry, Kevin	NZL	PTS 4 : 1	
R/A LOWES	CAN		
JU 1 TAVIRA ROMERO	MEX	58 : 59	
2 HAN	KOR	58 : 59	
3 NARSI	IND	59 : 60	
4 POUCHER	IRL	56 : 60	
5 RODRIGUEZ	VEN	59 : 58	

Light Heavyweight 81 Kg		Poids mi-lourd 81 kg	
1/2 Bout: 330/Aug.09		1/2 combat: 330/09 Aout	
NAME	CTRY	RESULTS	RESULTATS
Moussa, Mustapha	ALG		
* Josipovic, Anton	YUG	PTS 5:0	
R/A NARSI	IND		
JU 1 BROWN	JAN	57 : 59	
2 RODRIGUEZ	VEN	58 : 59	
3 HERNANDEZ LOPEZ	COL	54 : 60	
4 PASHA	PAK	56 : 60	
5 ISHIMARU	JPN	57 : 60	

Light Heavyweight 81 Kg		Poids mi-lourd 81 kg	
1/2 Bout 331/Aug. 09		1/2 combat: 331/09 Aout	
NAME	CTRY	RESULTS	RESULTATS
Holyfield, Evander	USA		
* Barry, Kevin	NZL	DQ RD # 2 2:55	
R/A NOVICIC	YUG		
JU 1 DOBREV	BUL		
2 VEGA	ECU		
3 RODRIGUEZ	VEN		
4 NARSI	IND		
5 PASHA	PAK		

Light Heavyweight Kg		Poids mi-lourd 81 kg	
Final Bout: 344/Aug. 11		Finale combat: 344/11 Aout	
NAME	CTRY	RESULTS	RESULTATS
* Josipovic, Anton	YUG	WKR	
Barry, Kevin	NZL		
R/A KONNOR	USA		
JU 1 WILLIAMSON	USA		
2 HIQUAD	MAR		
3 ISHIMARU	JPN		
4 PASHA	PAK		
5 VEGA	ECU		

Heavyweight 91 Kg		Poids lourd 91 kg	
1/16 Bout: 089/July 31		1/16 combat: 089/31 Juil	
NAME	CTRY	RESULTS	RESULTATS
Havna, Magne	NOR		
* Brock, Hakan	SWE	RSCH RD #3 2:15	
R/A SOMODIO	PHI		
JU 1 NARSI	IND		
2 MALDONADO	PUR		
3 LOPES	BRA		
4 GEDOAN	INA		
5 OJO	NGR		

Heavyweight 91 Kg		Poids lourd 91 kg	
1/16 Bout: 090/July 31		1/16 combat: 090/31 Juil	
NAME	CTRY	RESULTS	RESULTATS
Frias, Virgilio	DOM		
* Stewart, Alex	JAN	KO RD # 2 2:15	
R/A KANAKULYA	UGA		
JU 1 ISHIMARU	JPN		
2 HAN	KOR		
3 SZRAMKOWSKI	POL		
4 ADDALA	TUN		
5 FERNANDEZ	PAN		

Heavyweight 91 Kg		Poids lourd 91 kg	
1/16 Bout: 091/July 31		1/16 combat: 091/31 Juil	
NAME	CTRY	RESULTS	RESULTATS
* Singh, Kaliq	IND	PTS 5:0	
Ajjoub, Nassan	SYR		
R/A NOVICIC	YUG		
JU 1 BROWN	JAN	59 : 58	
2 BASULTO	CUB	59 : 58	
3 DAVIES	AUS	59 : 57	
4 SUKAR	THA	59 : 57	
5 TAVIRA ROMERO	MEX	58 : 57	

Heavyweight 91 Kg		Poids lourd 91 kg	
1/16 Bout: 092/July 31		1/16 combat: 092/31 Jug	
NAME	CTRY	RESULTS	RESULTATS
Omondi, James	KEN		
* Musone, Angelo	ITA	PTS 5:0	
R/A MALDONADO	PUR		
JU 1 KONNOR	USA	54 : 60	
2 HONG	TPE	58 : 60	
3 RODRIGUEZ	VEN	57 : 60	
4 VEGA	ECU	56 : 60	
5 GEDOAN	INA	56 : 60	

Heavyweight 91 Kg		Poids lourd 91 kg	
1/8 Bout: 247/Aug.05		1/8 combat: 247/05 Aout	
NAME	CTRY	RESULTS	RESULTATS
Young, Douglas	GBR		
* Stefanopoulos, George	GRE	KO RD # 2 2:59	
R/A LOWES	CAN		
JU 1 MALDONADO	PUR		
2 MOUPOUNZA	GAB		
3 ISHIMARU	JPN		
4 NARSI	IND		
5 DELMONACO SHEE	CHI		

Heavyweight 91 Kg		Poids lourd 91 kg	
1/8 Bout: 248/Aug.06		1/8 combat: 248/06 Aout	
NAME	CTRY	RESULTS	RESULTATS
* Vanderlijde, Arnold	HOL	PTS 4 : 1	
Forster, Egerton	SLE		
R/A ISHIMARU	JPN		
JU 1 HAN	KOR	60 : 56	
2 WILLIAMSON	USA	58 : 58	
3 LOWES	CAN	60 : 55	
4 DELMONACO SHEE	CHI	59 : 58	
5 LOPES	BRA	58 : 58	

Heavyweight 91 Kg		Poids lourd 91 kg	
1/8 Bout: 249/Aug.05		1/8 combat: 249/06 Aout	
NAME	CTRY	RESULTS	RESULTATS
Bouchiche, Mohamed	ALG		
* Dewit, Willie	CAN	PTS 5:0	
R/A KRAMHELLER	FRG		
JU 1 KIRIAC	ROM	58 : 59	
2 LOPES	BRA	58 : 59	
3 DELMONACO SHEE	CHI	56 : 60	
4 HAN	KOR	57 : 59	
5 NARSI	IND	56 : 60	





Light Heavyweight  
178.5 pounds

Poids mi-lourd  
81 kg

1/16 (July/Juill 31)

1/8 (Aug/Aout 08)

1/4 (Aug/Aout 08)

1/2 (Aug/Aout 09)

Final/Finale (Aug/Aout 11)

Mustapha Moussa (ALG)

Moussa

Bye

Drake Thadzi (MAW)

Thadzi

Bye

Anthony Wilson (GBR)

Wilson

Bye

Roberto Oviedo (ARG)

Oviedo

Bye

Georgica Donici (ROM)

Donici

Bye

Fine Sani Veä (TON)

Sani Veä

Bye

**Anton Josipovic (YUG)**

**Josipovic**

Bye

Markus Bott (FRG)

Bott

Bye

Nassoro Michael (ALG)

Michael

Juha Hanninen (FIN)

RSCH 1:17(1st)

Ahmed Elnaggar (EGY)

Okello

Syivaus Okello (KEN)

RSCH 2 : 42(3rd)

Taju Akay (GHA)

Holyfield

Evander Holyfield (USA)

RSCH 2 : 14 (3rd)

Ismail Salman (IRQ)

Salman

Anthony Longden (GRN)

KO 2:48 (2nd)

Jean Paul Nanga (CMR)

Nanga

Philip Binder (BAH)

PTS 5:0

Arcadio Fuentes (PUR)

Corpi

Christer Corpi (SWE)

KO 2:35 (1st)

Don Smith (TRI)

**Barry**

**Kevin Barry (NZL)**

PTS 5:0

DjiguiBLE Traore (MLI)

Kiriisa

Jonathan Kiriisa (UGA)

PTS 5:0

Moussa

PTS 5:0

Wilson

RSC 2:09 (1st)

Donici

PTS 5:0

**Josipovic**

PTS 4 : 1

Okello

PTS 5:0

Holyfield

RSCH 2:44 (2nd)

Nanga

PTS 4:1

**Barry**

PTS 3:2

Moussa

REV 5:0

**Josipovic**

PTS 5:0

Holyfield

KO 2:57 (1st)

**Barry**

PTS 4: 1

**Josipovic**

PTS 5:0

**Josipovic**

WKR

**Barry**

DO 2:55 (2nd)

# Boxing

# Boxe

**Heavyweight 91 Kg** Poids lourd 91 kg  
1/8 Bout: 250/Aug.06 1/8 combat: 250/06 Aout

NAME	CTRY	RESULTS / RESULTATS
* Owiny, Dodovic	UGA	RSCH RD #2 2:24
Kenny, Michael	NZL	
R/A QUACCI	ITA	
JU 1 DELMONACO SHEE	CHI	
2 CORDERO	DOM	
3 TAVIRA ROMERO	MEX	
4 HAN	KOR	
5 SZRAMKOWSKI	POL	

**Heavyweight 91 Kg** Poids lourd 91 kg  
1/8 Bout: 259/Aug.06 1/8 combat: 259/06 Aout

NAME	CTRY	RESULTS / RESULTATS
* Tillman, Henry	USA	RSCH RD#1 1:46
Singh, Kaliaq	IND	
R/A QUACCI	ITA	
JU 1 DAVIES	AUS	
2 ADDALA	TUN	
3 HIOUAD	MAR	
4 KRAMHELLER	FRG	
5 HAN	KOR	

**Heavyweight 91 Kg** Poids lourd 91 kg  
1/8 Bout: 260/Aug.06 1/8 combat: 261/06 Aout

NAME	CTRY	RESULTS / RESULTATS
Faaeteete, Loi	SAM	
* Taufoo, Tevita	TON	PTS 4 : 1
R/A HAN	KOR	
JU 1 DELMONACO SHEE	CHI	58 : 59
2 BALL	GBR	57 : 60
3 CORDERO RAMIREZ	DOM	57 : 60
4 KRAMHELLER	FRG	58 : 59
5 RODRIGUEZ	VEN	59 : 58

**Heavyweight 91 Kg** Poids lourd 91 kg  
1/8 Bout: 261/Aug.06 1/8 combat: 261/06 Aout

NAME	CTRY	RESULTS / RESULTATS
* Brock, Hakan	SWE	PTS 5:0
Stewart, Alex	JAN	
R/A DELMONACO SHEE	CHI	
JU 1 LOPES	BRA	60 : 57
2 ISHIMARU	JPN	59 : 58
3 PASHA	PAK	60 : 57
4 ADDALA	TUN	59 : 58
5 WALKER	NZL	59 : 58

**Heavyweight 91 Kg** Poids lourd 91 kg  
1/4 Bout: 294/Aug.08 1/4 combat: 294/08 Aout

NAME	CTRY	RESULTS / RESULTATS
Stefanopoulos, George	GRE	
* Vanderlijde, Arnold	HOL	PTS 5:0
R/A PASHA	PAK	
JU 1 BROWN	JAY	57 : 60
2 CORDERO	DOM	58 : 59
3 OJO	NGR	57 : 60
4 KANAKULYA	UGA	57 : 60
5 VEGA	ECU	57 : 60

**Heavyweight 91 Kg** Poids lourd 91 kg  
1/4 Bout: 295/Aug.08 1/4 combat: 295/08 Aout

NAME	CTRY	RESULTS / RESULTATS
* Dewit, Willie	CAN	KO RD # 1 2 : 56
Owiny, Dodovic	UGA	
R/A POUCHER	IRL	
JU 1 BALL	GBR	
2 DELMONACO SHEE	CHI	
3 SOMODIO	PHI	
4 GEDOAN	INA	
5 WALKER	NZL	

**Heavyweight 91 Kg** Poids lourd 91 kg  
1/4 Bout: 296/Aug.08 1/4 combat: 296/08 Aout

NAME	CTRY	RESULTS / RESULTATS
* Tillman, Henry	USA	RSCH RD # 2 2:59
Taufoo, Tevita	TON	
R/A ISHIMARU	JPN	
JU 1 GEDOAN	INA	
2 HIOUAD	MAR	
3 DOBREV	BUL	
4 KRAMHELLER	FRG	
5 RODRIGUEZ	VEN	

**Heavyweight 91 Kg** Poids lourd 91 kg  
1/4 Bout: 297/Aug.08 1/4 combat: 297/08 Aout

NAME	CTRY	RESULTS / RESULTATS
Brock, Hakan	SWE	
* Musone, Angelo	ITA	PTS 5:0
R/A SOMODIO	PHI	
JU 1 KONNOR	USA	58 : 58
2 LOWES	CAN	55 : 58
3 HONG	TPE	57 : 59
4 ADDALA	TUN	58 : 59
5 LOPES	BRA	57 : 59

**Heavyweight 91 Kg** Poids lourd 91 kg  
1/2 Bout: 320/Aug.09 1/2 combat: 320/09 Aout

NAME	CTRY	RESULTS / RESULTATS
Vanderlijde, Arnold	HOL	
* Dewit, Willie	CAN	PTS 3:2
R/A DAVIES	AUS	
JU 1 HONG	TPE	59 : 59
2 RODRIGUEZ	VEN	58 : 59
3 SOMODIO	PHI	58 : 59
4 NARSI	IND	57 : 59
5 OJO	NGR	59 : 58

**Heavy weight 91 Kg** Poids lourd 91 kg  
1/2 Bout: 321/Aug.09 1/2 combat: 321/09 Aout

NAME	CTRY	RESULTS / RESULTATS
* Tillman, Henry	USA	REV 5:0
Musone, Angelo	ITA	
R/A HIOUAD	MAR	
JURY 1 TAPSUWAN	THA	59 : 58
2 KONSTANTYNER	BRA	59 : 58
3 NYANGWESO	UGA	60 : 57
4 THIRUGANASOTHI	SIN	60 : 57
5 LUMBRERAS	PER	59 : 58

**Heavyweight 91 Kg** Poids lourd 91 kg  
Final Bout: 339/Aug. 11 Finale combat: 339/11 Aout

NAME	CTRY	RESULTS / RESULTATS
Dewit, Willie	CAN	
* Tillman, Henry	USA	PTS 5:0
R/A QUACCI	ITA	
JU 1 BALL	GBR	56 : 60
2 SZRAMKOWSKI	POL	59:59
3 WALKER	NZL	57:59
4 HERNANDEZ LOPEZ	COL	56:60
5 ADDALA	TUN	57:60

**Super Heavyweight + 91 Kg** Poids super-lourd + 91 kg  
1/8 Bout: 164/Aug.03 1/8 combat: 164/03 Aout

NAME	CTRY	RESULTS / RESULTATS
Mayer, Olaf	AUT	
* Hussing, Peter	FRG	PTS 5:0
R/A SOMODIA	PHI	
JU 1 MOUPOUNDA	GAB	57 : 60
2 KANAKULYA	UGA	57 : 60
3 BASULTO	CUB	58: 59
4 BROWN	JAW	57 : 60
5 VEGA	ECU	56 : 60

**Super Heavyweight + 91 Kg** Poids super-lourd + 91 kg  
1/8 Bout: 165/Aug.03 1/8 combat: 165/03 Aout

NAME	CTRY	RESULTS / RESULTATS
Yousuf, Mohammad	PAK	
* Lewis, Lennox	CAN	RSCH RD # 3 1:17
R/A DOBREV	BUL	
Ju 1 NOVICIC	YUG	
2 HONG	TPE	
3 MOUPOUNDA	GAB	
4 RODRIGUEZ	VEN	
5 WALKER	NZL	

**Super Heavyweight + 91 Kg** Poids super-lourd + 91 kg  
1/8 Bout: 166/Aug.03 1/8 combat: 166/03 Aout

NAME	CTRY	RESULTS / RESULTATS
* Biggs, Tyrell	USA	PTS 5:0
Barrientos, Isaac	PUR	
R/A NOVICIC	YUG	
JU 1 SZRAMKOWSKI	POL	60 : 55
2 DELMONACO SHEE	CHI	60 : 56
3 LOPES	BRA	60 : 54
4 HAN	KOR	60 : 55
5 GEDOAN	INA	60 : 53

**Super Heavyweight + 91 Kg** Poids super-lourd + 91 kg  
1/4 Bout: 306/Aug.08 1/4 combat: 306/08 Aout

NAME	CTRY	RESULTS / RESULTATS
Isangura, Willie	TAN	
* Damiani, Francesco	ITA	RSCH RD # 2 2:55
R/A TAVIRA ROMERO	MEX	
JU 1 NARSI	IND	
2 LOWES	CAN	
3 GEDOAN	INA	
4 HERNANDEZ LOPEZ	COL	
5 WALKER	NZL	

**Super Heavyweight 91 Kg** Poids super-lourd + 91 kg  
1/4 Bout: 307/Aug.08 1/4 combat: 307/08 Aout

NAME	CTRY	RESULTS / RESULTATS
Pulu, Viliani	TON	
* Wells, Robert	GBR	KO RD #1 2:50
R/A SOMODIO	PHI	
JU 1 WILLIAMSON	USA	
2 BASULTO MORALES	CUB	
3 HIOUAD	MAR	
4 ADDALA	TUN	
5 ISHIMARU	JPN	

**Super Heavyweight + 91 Kg** Poids super-lourd + 91 kg  
1/4 Bout: 308/Aug.08 1/4 combat: 308/08 Aout

NAME	CTRY	RESULTS / RESULTATS
* Azis, Saliu	YUG	PTS 3:2
Hussing, Peter	FRG	
R/A HERNANDEZ LOPEZ	COL	
JU 1 RODRIGUEZ	VEN	59 : 58
2 OJO	NGR	58 : 59
3 PASHA	PAK	59 : 58
4 LOWES	CAN	59 : 58
5 BROWN	JAM	58 : 59

**Super Heavyweight + 91 Kg** Poids super-lourd + 91 kg  
1/4 Bout: 309/Aug.08 1/4 combat: 309/08 Aout

NAME	CTRY	RESULTS / RESULTATS
Lewis, Lennox	CAN	
* Biggs, Tyrell	USA	PTS 5:0
R/A KRAMHELLER	FRG	
JU 1 KIRIAC	ROM	56 : 60
2 SUKAR	THA	56 : 60
3 SOMODIO	PHI	57 : 60
4 WALKER	NZL	57 : 60
5 LOPES	BRA	56 : 60



# Boxing

# Boxe

Super Heavyweight + 91 Kg  
1/2 Bout: 332 / Aug.09

Poids super-lourd + 91 kg  
1/2 combat: 332 / 09 Aout

NAME	CTRY	RESULTS / RESULTATS
* Damiani, Francesco	ITA	RSC RD #3 0:02
Wells, Robert	GBR	
R/A HOLAUS	USA	
JU 1 TAVIRA ROMERO	MEX	
2 HERNANDEZ LOPEZ	COL	
3 OJO	NGR	
4 HONG	TPE	
5 SOMODIO	PHI	

Super Heavyweight + 91 Kg  
1/2 Bout: 333 / Aug.09

Poids super-lourd + 91 kg  
1/2 combat: 333 / 09 Aout

NAME	CTRY	RESULTS / RESULTATS
Azis, Saliu	YUG	
* Biggs, Tyrell	USA	PTS 5:0
R/A ADDALA	TUN	
JU 1 HIOUAD	MAR	56 : 60
2 NARSI	IND	56 : 60
3 PASHA	PAK	58 : 59
4 RODRIGUEZ	VEN	57 : 60
5 VEGA	ECU	57 : 60

Super Heavyweight + 91 Kg  
Final Bout: 345/Aug.11

Poids super-lourd + 91 kg  
Finale combat: 345/11 Aout

NAME	CTRY	RESULTS / RESULTATS
Damiani, Francesco	ITA	
* Biggs, Tyrell	USA	PTS 4:1
R/A ADDALA	TUN	
JU 1 OJO	NGR	57 : 59
2 NARSI	IND	59 : 58
3 PASHA	PAK	58 : 59
4 HERNANDEZ LOPEZ	COL	57 : 59
5 RODRIGUEZ	VEN	58 : 59

Super Heavyweight  
+201 pounds

Poids super-lourd  
+ 91 kg

1/8 (Aug/Aout 03)

1/4 (Aug/Aout 08)

1/2 (Aug/Aout 09)

Final/Finale (Aug/Aout 11)

Willie Isangura (TAN)

Isangura

Bye

Francesco Damiani (ITA)

Damiani

Bye

**Damiani**

RSCH 2:55 (2nd)

Viliani Pulu (TON)

Pulu

Bye

Robert Wells (GBR)

Wells

Bye

Wells

ko 2:50 (1st)

Saliu Azis (YUG)

Azis

Bye

Olaf Mayer (AUT)

Hussing

Peter Hussing (FRG)

PTS 5:0

Azis

PTS 3:2

Mohammad Yousuf (PAK)

Lewis

Lennox Lewis (CAN)

RSCH 1: 17 (3rd)

Tyrell Biggs (USA)

Biggs

Isaac Barrientos (PUR)

PTS 5:0

**Biggs**

PTS 5:0

**Damiani**

RSC 0:02 (3rd)

**Biggs**

PTS 4 : 1

**Biggs**

PTS 5:0





## Canoeing / Canoë

### Officials

International Canoe Federation (ICF)  
 President/president  
 Secretary-General/secretaire-general  
 Technical delegates/delegues techniques

Sergio Orsi (ITA)  
 Caslav Veljic (YUG)  
 Sergio Orsi (ITA)  
 Otto Bohn (HUN)

LAOOC Administrative Staff/Personnel Administratif de LAOOC  
 Co-commissioners / co-commissaire

Competition Director/  
 directeur du competition  
 Venue Manager / manager de la venue  
 Sports Manager / manager du sport

Ron Hertel  
 Thomas Horton  
 Diane Markland  
 Dick Mires  
 Jan Palchikoff

### Participants/Participants

#### Women Femmes

Kayak 1 500 M  
 Kayak 2 500 M  
 Kayak 4 500 M

#### Competitors Competiteurs

11  
 20  
 28

#### Countries Pays

11  
 10  
 7

#### Men Hommes

Kayak 1 500 M  
 Kayak 2 500 M  
 Canadian 1 500 M / canadien 1 500 M  
 Canadian 2 500 M / canadien 2 500 M  
 Kayak 1 1000 M  
 Kayak 2 1000 M  
 Kayak 4 1000 M  
 Canadian 1 1000 M / canadien 1 1000 M  
 Canadian 2 1000 M / canadien 2 1000 M

#### Competitors Competiteurs

19  
 21  
 13  
 11  
 19  
 17  
 15  
 11  
 10

#### Countries Pays

19  
 42  
 13  
 22  
 19  
 34  
 60  
 11  
 20

Lake Casitas,  
 Ventura county (10,000)









Women/Kayak-1500 M		Femmes/kayak-1500 m	
Heat 1 Race No: 6/Aug. 06		Eliminatoire 1 course no: 6/06 Aout	
RK	CTRY	250 M	500 M
1	SWE Andersson, Agneta	0:59.37	2:03.99
2	AUS Blencowe, Elizabeth	1:00.55	2:05.51
3	ROM Marinescu, Tecla	0:59.58	2:05.72
4	USA Conover, Sheila	1:02.59	2:06.89
5	GBR Smither, Lesley	1:04.00	2:10.81
6	HKG Ho, Kim Fai	1:18.88	2:39.96
WIND/VENT: VELOC. = 0 M/S			
TEMPERATURE AIR=16 C WATER/EAU=25 C			

Women/Kayak-1500 M		Femmes/kayak-1500 m	
Heat 2 Race No: 7/Aug. 06		Eliminatoire 2 course no: 7/06 Aout	
RK	CTRY	250 M	500 M
1	FRG Schuttpelz, Barbara	0:54.83	2:02.14
2	FRA Basson, Beatrice	0:59.37	2:03.61
3	HOL Derckx, Annemiek	1:00.79	2:04.75
4	CAN Guay, Lucie	1:02.15	2:06.94
5	NOR Rasmussen, Ingeborg	1:04.13	2:09.33
WIND/VENT: VELOC. = 1.1 M/S			
TEMPERATURE AIR=16 C DIRECTION = ENE			
WATER/EAU = 25 C			

Women/Kayak-1500 M		Femmes/kayak-1500 m	
Semi-Final 1 Race No: 45/Aug. 08		Demi-finale 1 course no: 45/08 Aout	
RK	CTRY	250 M	500 M
1	CAN Guay, Lucie	1:00.39	2:03.73
2	USA Conover, Sheila	1:01.18	2:03.79
3	GBR Smither, Lesley	1:00.02	2:03.80
4	NOR Rasmussen, Ingeborg	1:01.45	2:04.46
5	HKG Ho, Kim Fai	1:12.86	2:30.40
FIRST 3 TO FINAL			
WIND/VENT: VELOC. = 0 M/S			
TEMPERATURE AIR= 16 C WATER/EAU = 25 C			

Women/Kayak-1500 M		Femmes/kayak-1500 m	
Final Race No: 64/Aug. 10		Finale course no: 64/10 Aout	
RK	CTRY	250 M	500 M
1	SWE Andersson, Agneta	0:56.06	1:58.72
2	FRG Schuttpelz, Barbara	0:57.03	1:59.93
3	HOL Derckx, Annemiek	0:58.54	2:00.11
4	ROM Marinescu, Tecla	0:57.79	2:00.12
5	FRA Basson, Beatrice	0:58.11	2:01.21
6	USA Conover, Sheila	1:00.36	2:02.38
7	CAN Guay, Lucie	0:59.55	2:02.49
8	AUS Blencowe, Elizabeth	0:58.95	2:02.63
9	GBR Smither, Lesley	1:00.85	2:04.09
WIND/VENT: VELOC. = 0 M/S			
TEMPERATURE AIR= 18 C WATER/EAU = 25 C			

Women/Kayak-2500 M		Femmes / kayak-2500 m	
Heat 1 Race No: 13/Aug.06		Eliminatoire 1 course no: 13/08 Aout	
RK	CTRY	250 M	500 M
1	CAN Barre, Alexandra Holloway, Sue	0:54.77	1:51.41
2	FRA Hettich, Bernadette Mathevon, Catherine	0:55.64	1:53.61
3	GBR Perrett, Lucy Smither, Lesley	0:56.28	1:54.98
4	BEL Kuppens, Marleen Thijs, Lutgarde	0:57.37	1:56.17
5	HKG Ho, Kim Fai To, Kit Ying	1:04.22	2:12.27
WIND/VENT: VELOC. = 0 M/S			
TEMPERATURE AIR = 16 C WATER/EAU = 25 C			

Women/Kayak-2500 M		Femmes/kayak-2500 m	
Heat 2 Race No: 14/Aug.06		Eliminatoire 2 course no: 14/06 Aout	
RK	CTRY	250 M	500 M
1	SWE Andersson, Agneta Olsson, Anna	0:51.78	1:47.82
2	ROW Constantin, Agafia Ionescu, Nastasia	0:52.10	1:49.85
3	FRG Idem, Josefa Schuttpelz, Barbara	0:53.50	1:50.84
4	USA Dery, Shirley Klein, Leslie	0:55.46	1:54.61
5	NOR Ofstad, Kari Wahl, Anne	0:57.26	1:56.19
WIND/VENT: VELOC. = 0 M/S			
TEMPERATURE AIR = 16 C WATER/EAU = 25 C			

Women/Kayak-2500 M		Femmes / kayak-2500 m	
Semi-Final 1 Race No: 50/Aug. 08		Demi-finale 1 course no: 50/08 Aout	
RK	CTRY	250 M	500 M
1	USA Dery, Shirley Klein, Leslie	0:55.45	1:53.69
2	NOR Ofstad, Kari Wahl, Anne	0:56.87	1:55.98
3	BEL Kuppens, Marleen Thijs, Lutgarde	0:58.06	1:57.88
4	HKG Ho, Kim Fai To, Kit Ying	1:04.51	2:11.71
FIRST 3 TO FINAL			
WIND/VENT: VELOC. = .8 M/S			
TEMPERATURE AIR = 21 C DIRECTION = WSW			
WATER/EAU = 25 C			

Women/Kayak-2500 M		Femmes/kayak-2500 m	
Final Race No: 67/Aug. 10		Finale course no: 67 / 10 Aout	
RK	CTRY	250 M	500 M
1	SWE Andersson, Agneta Olsson, Anna	0:50.37	1:45.25
2	CAN Barre, Alexandra Holloway, Sue	0:53.69	1:47.13
3	FRG Idem, Josefa Schuttpelz, Barbara	0:51.89	1:47.32
4	ROW Constantin, Agafia Ionescu, Nastasia	0:50.96	1:47.56
5	USA Dery, Shirley Klein, Leslie	0:52.69	1:49.51
6	FRA Hettich, Bernadette Mathevon, Catherine	0:54.07	1:51.40
7	NOR Ofstad, Kari Wahl, Anne	0:56.12	1:51.61
8	GBR Perrett, Lucy Smither, Lesley	0:55.02	1:51.73
9	BEL Kuppens, Marleen Thijs, Lutgarde	0:55.61	1:51.92
WIND/VENT: VELOC. = 0 M/S			
TEMPERATURE AIR= 28 C WATER/EAU= 25 C			

Women/Kayak-4500 M		Femmes/kayak-4500 m	
Final Race No: 70/Aug. 11		Finale course no: 70/11 Aout	
RK	CTRY	250 M	500 M
1	ROW Constantin, Agafia Ionescu, Nastasia Marinescu, Tecla Stefan, Maria	0:47.57	1:38.34
2	SWE Andersson, Agneta Olsson, Anna Karlsson, Eva Wiberg, Susanne	0:47.77	1:38.87
3	CAN Barre, Alexandra Guay, Lucie Holloway, Sue Olmsted, Barb	0:49.71	1:39.40
4	USA Conover, Sheila Dery, Shirley Klein, Leslie Turner, Ann	0:50.11	1:40.49

		250 M		500 M	
5	FRG Idem, Josefa Schmidt, Regina Schuttpelz, Barbara Skolnik, Judith	0:49.89	1:42.68		
6	NOR Legraid, Wenche Ofstad, Kari Rasmussen, Ingeborg Wahl, Anne	0:52.30	1:42.97		
7	GBR Lawler, Janine Perrett, Lucy Smither, Lesley Watson, Deborah	NTT	1:46.30		
NTT = NO TIME TAKEN					
WIND/VENT: VELOC. = 0 M/S					
TEMPERATURE AIR = 20 C WATER/EAU = 25 C					

Men/Kayak-1500 M		Hommes/kayak-1500 m	
Heat 1 Race No: 1/Aug. 06		Eliminatoire 1 course no: 1/06 Aout	
RK	CTRY	250 M	500 M
1	YUG Janic, Milan	0:54.63	1:52.69
2	ISR Mizrahi, Aviram	0:55.06	1:53.66
3	ESP Riego, Guillermodel	0:55.28	1:53.92
4	SUI Buser, Felix	0:55.81	1:55.39
5	IRL Pringle, Ian	0:58.58	2:01.10
6	USA White, Terry	0:57.39	2:04.12
7	HKG Ng, Hin Wan	1:04.12	2:14.60
WIND/VENT: VELOC. = 1.1 M/S			
TEMPERATURE AIR= 16 C DIRECTION = ENE			
WATER/EAU= 25 C			

Men/Kayak-1500 M		Hommes/kayak-1500 m	
Heat 2 Race No: 2/Aug.06		Eliminatoire 2 course no: 2/06 Aout	
RK	CTRY	250 M	500 M
1	SWE Moberg, Lars-Erik	0:53.34	1:51.25
2	FRG Scholl, Reiner	0:53.87	1:51.55
3	ITA Scarpa, Daniele	0:53.52	1:52.52
4	GBR Upson, David	0:54.69	1:52.55
5	CIV N'Gama, N'Gama	0:57.59	2:01.16
WIND/VENT: VELOC. = 1.1 M/S			
TEMPERATURE AIR = 16 C DIRECTION = ENE			
WATER/EAU= 25 C			

Men/Kayak-1500 M		Hommes / kayak-1500 m	
Heat 3 Race No: 3/Aug.06		Eliminatoire 3 course no: 3/06 Aout	
RK	CTRY	250 M	500 M
1	ROW Diba, Vasile	0:51.61	1:48.38
2	NZL Ferguson, Ian	0:52.67	1:49.32
3	FRA Bregeon, Bernard	0:53.77	1:50.23
4	CAN Oldershaw, Scott	0:52.91	1:55.20
5	NOR Rasmussen, Einar	0:55.85	1:55.58
6	BEL De Brauwer, Antoon	0:53.46	1:57.30
7	ARG Vazquez, Atilio Cesar	0:56.05	1:58.18
WIND/VENT: VELOC. = 1.1 M/S			
TEMPERATURE AIR = 16 C DIRECTION = ENE			
WATER/EAU= 25 C			

Men/Kayak-1500 M		Hommes / kayak-1500 m	
Repechage 1 Race No: 15/Aug.08		Repechage 1 course no: 15/06 Aout	
RK	CTRY	250 M	500 M
1	USA White, Terry	0:54.61	1:50.89
2	SUI Buser, Felix	0:54.23	1:52.08
3	ARG Vazquez, Atilio Cesar	0:55.96	1:53.71
4	CAN Oldershaw, Scott	0:56.12	1:55.82
5	CIV N'Gama, N'Gama	0:57.54	1:57.03
WIND/VENT: VELOC. = 2 M/S			
TEMPERATURE AIR = 27 C DIRECTION = ENE			
WATER/EAU= 25 C			

Men/Kayak-1500 M		Hommes/kayak-1500 m	
Repechage 2 Race No: 16/Aug.06		Repechage 2 course no: 16/06 Aout	
RK	CTRY	250 M	500 M
1	NOR Rasmussen, Einar	0:56.92	1:54.10
2	GBR Upson, David	0:55.71	1:54.72
3	BEL De Brauwer, Antoon	0:56.70	1:57.02
4	IRL Pringle, Ian	0:57.58	1:57.92
5	HKG Ng, Hin Wan	1:02.75	2:12.07
WIND/VENT: VELOC. = 2 M/S			
TEMPERATURE AIR = 27 C DIRECTION = ENE			
WATER/EAU= 25 C			



**Men/Kayak-1500 M**  
**Semi-Final 1 Race No: 39/Aug.08**

**Hommes/kayak-1500 m**  
**Demi-finale 1 course no: 39/08 Aout**

RK	CTRY	RG	250 M	500 M
1	NZL	Ferguson, Ian	0:50.93	1:48.00
2	YUG	Janic, Milan	0:52.98	1:49.08
3	ITA	Scarpa, Daniele	0:51.78	1:49.10
4	USA	White, Terry	0:54.46	1:50.00
5	CAN	Oldershaw, Scott	0:52.25	1:52.53
6	BEL	De Brauwer, Antoon	0:55.06	1:52.72

FIRST 3 TO FINAL  
WIND/VENT: VELOC. = 0 M/S  
TEMPERATURE AIR = 14 C WATER/EAU= 25 C

**Men/Kayak-1500 M**  
**Semi-Final 2 Race No: 40/Aug.08**

**Hommes/kayak-1500 m**  
**Demi-finale 2 course no:40/08 Aout**

RK	CTRY	RG	250 M	500 M
1	FRA	Bregeon, Bernard	0:52.49	1:48.80
2	SWE	Moberg, Lars-Erik	0:52.86	1:49.00
3	GBR	Upson, David	0:51.84	1:49.26
4	ISR	Mizrahi, Aviram	0:53.29	1:49.98
5	SUI	Buser, Felix	0:53.70	1:51.99
6	IRL	Pringle, Ian	0:57.50	1:56.08

FIRST 3 TO FINAL  
WIND/VENT: VELOC. = 0 Y/S  
TEMPERATURE AIR = 14 C WATER/EAU= 25 C

**Men/Kayak-1500 M**  
**Semi-Final 3 Race No: 41 /Aug. 08**

**Hommes/kayak-1500 m**  
**Demi-finals 3 course no: 41/08 Aout**

RK	CTRY	RG	250 M	500 M
1	ROM	Diba, Vasile	0:52.35	1:49.45
2	FRG	Scholl, Reiner	0:51.99	1:50.70
3	ESP	Del Riego, Guillermo	0:53.31	1:51.33
4	NOR	Rasmussen, Einar	0:55.51	1:52.02
5	ARG	Vazquez, Atilio Cesar	0:56.23	1:54.94

FIRST 3 TO FINAL  
WIND/VENT: VELOC. = 0 M/S  
TEMPERATURE AIR = 14 C WATER/EAU= 25 C

**Men/Kayak-1500 M**  
**Final Race No: 62/Aug. 10**

**Hommes/kayak-1500 m**  
**Finale course no: 62/10 Aout**

RK	CTRY	RG	250 M	500 M
1	NZL	Ferguson, Ian	0:51.90	1:47.84
2	SWE	Moberg, Lars-Erik	0:53.73	1:48.18
3	FRA	Bregeon, Bernard	0:54.36	1:48.41
4	ROM	Diba, Vasile	0:51.30	1:48.77
5	GBR	Upson, David	0:52.82	1:49.32
6	ITA	Scarpa, Daniele	0:52.48	1:49.60
7	ESP	Del Riego, Guillermo	0:52.12	1:49.71
8	FRG	Scholl, Reiner	0:53.13	1:49.89
9	YUG	Janic, Milan	0:53.49	1:49.90

WIND/VENT: VELOC = 0 M/S  
TEMPERATURE AIR = 14 C WATER/EAU= 25 C

**Men/Kayak-2500 M**  
**Heat 1 Rats No: 8/Aug.06**

**Hommes/kayak-2500 m**  
**Eliminatoire 1 course no: 8/06 Aout**

RK	CTRY	RG	250 M	500 M
1	NZL	Ferguson, Ian Mac Donald, Paul	0:46.89	1:36.82
2	SWE	Bengtsson, Per-Inge Moberg, Lars-Erik	0:48.22	1:37.12
3	RON	Fedosei, Nicolae Velea, Angelin	0:46.71	1:37.94
4	AUT	Bachmayer, Werner Hartl, Wolfgang	0:46.53	1:38.00
5	NOR	Gilje, Rein Kalleklev, Eddie	0:48.05	1:40.30
6	AUS	Genders, Peter Ralph, Martin	0:48.46	1:41.24
7	HKG	Tang, Kwok Cheung Tsoi, Ngai Wan	0:56.22	1:59.75

WIND/VENT: VELOC. = 1.1 Y/S  
TEMPERATURE AIR = 16 C WATER/EAU= 25 C

**Men/Kayak-2500 M**  
**Heat 2 Race No: 9/Aug.06**

**Hommes/kayak-2500 m**  
**Eliminatoire 2 course no: 9/06 Aout**

RK	CTRY	RG	250 M	500 M
1	CAN	Fisher, Hugh Moms, Alwyn	0:46.58	1:36.30
2	ITA	Scarpa, Daniele Uberti, Francesco	0:46.92	1:36.72
3	FRG	Seack, Matthias Seack, Oliver	0:47.08	1:38.57
4	USA	Halpem, David Kent, Terry (Olney)	0:48.93	1:39.94
5	BEL	Debucke, Patrick Hanssens, Patrick	0:48.78	1:39.97
6	CHIN	Gao, Ludong Shen, Yongjin	0:51.81	1:46.29
7	CIV	Lath, Melagne N'Douba, Kouame	0:49.60	1:49.82

WIND/VENT: VELOC = 0 M/S  
TEMPERATURE AIR = 16 C WATER/EAU= 25 C

**Men/Kayak-2500 M**  
**Heat 3 Race No:10/Aug.06**

**Hommes/kayak-2500m**  
**Eliminatoire 3 course no:10/06 Aout**

RK	CTRY	RG	250 M	500 M
1	GBR	Sheriff, Andrew West, Jeremy	0:47.95	1:37.54
2	FRA	Hervieu, Francis Legras, Daniel	0:47.34	1:37.97
3	HOL	Lebbink, Gert Jan Stevens, Ronaldus	0:48.54	1:38.29
4	ESP	Menendez, Herminio Riego, Guillermodel	0:47.73	1:38.88
5	JPN	Koike, Kazumori Yanagisawa, Hisao	0:50.16	1:44.95
6	FIN	Nieminen, Ilpo Savilahti, Mika	0:49.98	1:46.70
7	SUI	Ammann, Peter Lehmann, Helmut	0:50.42	1:51.72

WIND/VENT: VELOC. = 1.1 Y/S  
TEMPERATURE AIR = 16 C DIRECTION = ENE  
WATER/EAU= 25 C

**Men/Kayak-2500 M**  
**Repechage 1 Race No: 19/Aug.06**

**Hommes/kayak-2500 m**  
**Repechage 1 course no: 19/06 Aout**

RK	CTRY	RG	250 M	500 M
1	AUT	Bachmayer, Werner Hartl, Wolfgang	0:48.91	1:40.12
2	FIN	Nieminen, Ilpo Savilahti, Mika	0:49.25	1:40.73
3	BEL	Debucke, Patrick Hanssens, Patrick	0:50.77	1:41.97
4	AUS	Genders, Peter Ralph, Martin	0:50.03	1:42.45
5	JPN	Koike, Kazumori Yanagisawa, Hisao	0:50.90	1:47.42
6	CIV	Lath, Melagne N'Douba, Kouame	0:51.13	1:47.48

WIND/VENT: VELOC. = 2 M/S  
TEMPERATURE AIR = 27 C DIRECTION = ENE  
WATER/EAU= 25 C

**Men/Kayak-2500 M**  
**Repechage 2 Race No: 20/Aug.06**

**Hommes/kaysk-2500 m**  
**Repechage 2 course no: 20/06 Aout**

RK	CTRY	RG	250 M	500 M
1	ESP	Menendez, Herminio Riego, Guillermodel	0:49.31	1:39.60
2	NOR	Gilje, Rein Kalleklev, Eddie	0:49.14	1:40.80
3	USA	Halpem, David Kent, Terry (Olney)	0:50.28	1:40.87
4	SUI	Ammann, Peter Lehmann, Helmut	0:49.90	1:41.35
5	CHN	Gao, Ludong Shen, Yongjin	0:51.34	1:45.74
6	HKG	Tang, Kwok Cheung Tsoi, Ngai Wan	0:56.82	1:58.21

WIND/VENT: VELOC. = 1 M/S  
TEMPERATURE AIR = 27 C DIRECTION = SW  
WATER/EAU= 25 C

**Men/Kayak-2500 M**  
**Semi-Final 1 Race No: 46/Aug.06**

**Hommes/kayak-2500 m**  
**Demi-finale 1 course no: 46/08 Aout**

RK	CTRY	RG	250 M	500 M
1	NZL	Ferguson, Ian Mac Donald, Paul	0:46.36	1:36.10
2	ITA	Scarpa, Daniele Uberti, Francesco	0:47.19	1:37.20
3	AUT	Bachmayer, Werner Hartl, Wolfgang	0:46.90	1:37.79
4	USA	Halpem, David Kent, Terry (Olney)	0:48.35	1:38.59
5	HOL	Lebbink, Gert Jan Stevens, Ronaldus	0:48.88	1:42.08

FIRST 3 TO FINAL  
WIND/VENT: VELOC. = 0 Y/S  
TEMPERATURE AIR = 16 C WATER/EAU= 25 C

**Men/Kayak-2500 M**  
**Semi-Final 2 Race No: 47/Aug.08**

**Hommes/kayak-2500 m**  
**Demi-finale 2 course no: 47/08 Aout**

RK	CTRY	RG	250 M	500 M
1	CAN	Fisher, Hugh Morris, Alwyn	0:46.97	1:35.45
2	ROM	Fedosei, Nicolae Velea, Angelin	0:46.76	1:36.60
3	FRA	Hervieu, Francis Legras, Daniel	0:47.47	1:36.79
4	ESP	Menendez, Herminio Del Riego, Guillermo	0:47.22	1:37.38
5	BEL	Debucke, Patrick Hanssens, Patrick	0:48.83	1:40.59

FIRST 3 TO FINAL  
WIND/VENT: VELOC. = 0 M/S  
TEMPERATURE AIR = 21 C WATER/EAU= 25 C

**Men/Kayak-2500 M**  
**Semi-Final 3 Rats No: 48/Aug. 08**

**Hommes/kayak-2500 m**  
**Demi-finale 3 course no: 48/08 Aout**

RK	CTRY	RG	250 M	500 M
1	GBR	Sheriff, Andrew West, Jeremy	0:46.96	1:36.56
2	FRG	Seack, Matthias Seack, Oliver	0:46.32	1:37.00
3	SWE	Bengtsson, Per-Inge Moberg, Lars-Erik	0:48.13	1:37.82
4	FIN	Nieminen, Ilpo Savilahti, Mika	0:47.87	1:38.48
5	NOR	Gilje, Rein Kalleklev, Eddie	0:47.20	1:38.64

FIRST 3 TO FINAL  
WIND/VENT: VELOC. = .8 Y/S  
TEMPERATURE AIR= 21 C DIRECTION = WSW  
WATER/EAU = 25 C

**Men/Kayak-2500 M**  
**Final Race No: 65/Aug. 10**

**Hommes/kayak-2500 m**  
**Finale course no: 65/10 Aout**

RK	CTRY	RG	250 M	500 M
1	NZL	Ferguson, Ian Mac Donald, Paul	0:45.68	1:34.21
2	SWE	Bengtsson, Per-Inge Moberg, Lars-Erik	0:59.40	1:35.26
3	CAN	Fisher, Hugh Morris, Alwyn	0:47.13	1:35.41
4	ITA	Scarpa, Daniele Uberti, Francesco	0:46.52	1:35.50
5	ROM	Fedosei, Nicolae Velea, Angelin	0:46.77	1:35.60
6	FRA	Hervieu, Francis Legras, Daniel	0:47.43	1:36.40
7	FRG	Seack, Matthias Seack, Oliver	0:46.24	1:36.51
8	GBR	Sheriff, Andrew West, Jeremy	0:47.94	1:36.73
9	AUT	Bachmayer, Werner Hartl, Wolfgang	0:46.01	1:37.05

WIND/VENT: VELOC. = 0 M/S  
TEMPERATURE AIR = 28 C WATER/EAU= 25 C

# Canoeing

# Canoë

Men/Canadien-1500 M		Hommes/canadien-1500 m	
Heat 1 Race No: 4/Aug.06		Eliminatoire 1 course no: 4/06 Aout	
RK CTRY		256 M	500 M
RG			
1 DEN Jakobsen, Henning L.	1:00.54	2:05.09	
2 FIN Gronlund, Timo	1:01.77	2:06.11	
3 JPN Inoue, Kiyoto	1:01.59	2:06.61	
4 FRA Renaud, Philippe	1:01.15	2:07.90	
5 GBR Train, Stephen	1:03.66	2:08.80	
6 NOR Rozanski, Robert	1:03.09	2:13.21	
WIND/VENT: VELOC. = 1.1 M/S DIRECTION = ENE			
TEMPERATURE AIR = 16 C WATER/EAU= 25 C			

Men/Canadien-1500 M		Hommes/canadien-1500 m	
Heat 2 Race No: 5/Aug. 06		Eliminatoire 2 course no: 5/06 Aout	
RK CTRY		250 M	500 M
RG			
1 ROW Olaru, Costica	0:59.86	2:03.49	
2 CAN Cain, Larry	1:00.12	2:04.30	
3 FRG Faust, Hartmut	1:01.70	2:05.95	
4 USA Plankenhorn, John	1:01.26	2:07.20	
5 ESP Lopez, Francisco	1:01.03	2:08.01	
6 SWE Backlund, Goran	1:04.86	2:15.72	
7 KOR Yun, Hi-Chun	1:17.35	2:40.92	
WIND/VENT: VELOC. = 1.1 Y/S DIRECTION = ENE			
TEMPERATURE AIR = 16 C WATER/EAU= 25 C			

Men/Canadien-1500 M		Hommes/canadien-1500 m	
Repechage 1 Race No: 17/Aug.06		Repechage 1 course no: 17/06 Aout	
RK CTRY		250 M	500 M
RG			
1 NOR Rozanski, Robert	1:03.22	2:08.30	
2 ESP Lopez, Francisco	1:03.52	2:09.72	
3 FRA Renaud, Philippe	1:05.00	2:10.44	
4 KOR Yun, Hi-Chun	1:25.30	2:51.38	
WIND/VENT: VELOC. = 1 M/S DIRECTION = SW			
TEMPERATURE AIR = 27 C WATER/EAU=25 C			

Men/Canadien-1500M		Hommes/canadien-1500 m	
Repechage 2 Race No: 18/Aug.06		Repechage 2 course no: 18/06 Aout	
RK CTRY		250 M	500 M
RG			
1 GBR Train, Stephen	1:07.22	2:12.69	
2 USA Plankenhorn, John	1:08.52	2:13.18	
3 SWE Backlund, Goran	1:11.52	2:21.81	
WIND/VENT: VELOC. = 1 M/S DIRECTION = ENE			
TEMPERATURE AIR = 27 C WATER/EAU= 25 C			

Men/Canadien-1500 M		Hommes/canadien-1500 m	
Semi-Final 1 Race No: 42/Aug. 08		Demi-finale1 course no: 42/08 Aout	
RK CTRY		250 M	500 M
RG			
1 DEN Jakobsen, Henning L.	0:59.39	2:01.42	
2 FRG Faust, Hartmut	0:58.96	2:02.60	
3 FRA Renaud, Philippe	1:00.17	2:03.30	
4 GBR Train, Stephen	1:01.71	2:06.01	
WIND/VENT: VELOC. = 0 M/S			
TEMPERATURE AIR = 14 C WATER/EAU = 25 C			

Men/Canadien-1500 M		Hommes/canadien-1500 m	
Semi-Final 2 Race No: 43/Aug.08		Demi-finale 2 course no: 43/08 Aout	
RK CTRY		250 M	500 M
RG			
1 ROM Olaru, Costica	0:59.36	2:02.62	
2 JPN Inoue, Kiyoto	0:59.68	2:03.55	
3 ESP Lopez, Francisco	1:00.78	2:04.38	
4 USA Plankenhorn, John	1:00.16	2:04.54	
FIRST 3 TO FINAL			
WIND/VENT: VELOC. = 1.2 M/S DIRECTION = N			
TEMPERATURE AIR =14 C WATER/EAU= 25 C			

Men/Canadien-1500 M		Hommes/canadien-1500 m	
Semi-Final 3 Race No: 44/Aug. 08		Demi-finale 3 course no: 44/08 Aout	
RK CTRY		250 M	500 M
RG			
1 CAN Cain, Larry	0:58.63	2:02.60	
2 FIN Gronlund, Timo	0:59.27	2:03.36	
3 NOR Rozanski, Robert	1:01.03	2:06.87	
4 SWE Backlund, Goran	1:04.42	2:14.08	
FIRST 3 TO FINAL			
WIND/VENT: VELOC. = 1.2 M/S DIRECTION = N			
TEMPERATURE AIR = 16 C WATER/EAU= 25 C			

Men/Canadien-1500 M		Hommes/canadien-1500 m	
Find Race No: 63/Aug. 10		Finale course no: 63/10 Aout	
RK CTRY		250 M	500 M
RG			
1 CAN Cain, Larry	0:56.37	1:57.01	
2 DEN Jakobsen, Henning L.	0:58.21	1:58.45	
3 ROM Olaru, Costica	0:57.80	1:59.86	
4 FRA Renaud, Philippe	0:59.82	1:59.95	
5 FIN Gronlund, Timo	0:58.80	2:01.00	
6 JPN Inoue, Kiyoto	1:00.19	2:01.79	
7 FRG Faust, Hartmut	0:57.22	2:01.86	
8 NOR Rozanski, Robert	0:59.45	2:02.12	
9 ESP Lopez, Francisco	1:00.44	2:03.95	
WIND/VENT: VELOC. = 0 M/S			
TEMPERATURE AIR = 16 C WATER/EAU= 25 C			

Men/Canadien-2500 M		Hommes/canadien-2500m	
Heat 1 Race No: 11/Aug.06		Eliminatoire 1-course no: 11/06 Aout	
RK CTRY		250 M	500 M
RG			
1 YUG Ljubek, Matija Nisovic, Mirko	0:53.66	1:49.08	
2 FRA Hoyer, Didier Renaud, Eric	0:53.45	1:50.04	
3 ESP Miguez, Enrique Suarez, Narcisco	0:53.83	1:50.74	
4 FRG Faust, Wolfram Wienand, Ralf	0:54.53	1:51.08	
5 USA Young, J.Bret Merritt, Bruce	0:55.35	1:53.50	
WIND/VENT: VELOC. = 0 M/S			
TEMPERATURE AIR = 16 C WATER/EAU= 18 C			

Men/Canadien-2500 M		Hommes/canadien-2500m	
Heat 2 Race No: 12/Aug.06		Eliminatoire 2-course no: 12/06 Aout	
RK CTRY		250 M	500 M
RG			
1 ROW Potzaichin, Ivan Simionov, Toma	0:52.32	1:47.18	
2 CAN Botting, Steve Smith, Eric	0:54.75	1:51.37	
3 GBR Jamieson, Eric Train, Andrew	0:55.12	1:52.22	
4 JPN Fukuzato, Shusei Izumi, Hiroyuki	0:55.27	1:52.41	
5 MEX Ferrer, Arturc Velasco, Victor	0:54.58	1:57.80	
6 KOR Jang, Young-Cheol Yun, Hi-Chun	0:10.34	2:25.20	
WIND/VENT: VELOC. = 0 M/S			
TEMPERATURE AIR= 23 C WATER/EAU= 25 C			

Men/Canadien-2500 M		Hommes/canadien-2500m	
Semi-Find 1 Race No: 49/Aug. 08		Demi-finale 1 course no: 49/08 Aout	
RK CTRY		250 M	500 M
RG			
1 FRG Faust, Wolfram Wienand, Ralf	0:54.22	1:50.20	
2 JPN Fukuzato, Shusei Izumi, Hiroyuki	0:53.84	1:51.37	
3 USA Young, J.Bret Merritt, Bruce	0:53.57	1:51.49	

RK CTRY		250 M	500 M
RG			
4 MEX Ferrer, Arturc Velasco, Victor	0:54.44	1:53.19	
5 KOR Jang, Young-Cheol Yun, Hi-Chun	1:19.37	2:20.23	
FIRST 3 TO FINAL			
WIND/VENT: VELOC. = .8 M/S DIRECTION = WSW			
TEMPERATURE AIR = 21 C WATER/EAU= 25 C			

Men/Canadien-2500M		Hommes /canadien-2500 m	
Final Race No: 66/Aug. 10		Finale course no: 66/10 Aout	
RK CTRY		250 M	500 M
RG			
1 YUG Ljubek, Matija Nisovic, Mirko	0:51.00	1:43.67	
2 ROM Potzaichin, Ivan Simionov, Toma	0:50.33	1:45.68	
3 ESP Miguez, Enrique Suarez, Narcisco	0:52.93	1:47.71	
4 FRA Hoyer, Didier Renaud, Eric	0:52.53	1:47.72	
5 CAN Boning, Steve Smith, Eric	0:53.60	1:48.81	
6 FRG Faust, Wolfram Wienand, Raif	0:53.85	1:48.97	
7 GBR Jamieson, Eric Train, Andrew	0:53.23	1:49.59	
8 JPN Fukuzato, Shusei Izumi, Hiroyuki	0:54.32	1:50.22	
9 USA Young, J.Bret Merritt, Bruce	0:54.12	1:50.55	
WIND/VENT: VELOC. = 0 M/S			
TEMPERATURE AIR = 28 C WATER/EAU= 25 C			



**Men/Kayak-1 1000 M**  
Heat 1 Race No: 21 /Aug. 07

**Hommes/kayak-1 1000 m**  
Eliminatoire 1 course no: 21/07 Aout

RK CTRY RG	250 M	500 M	750 M	1000 M
1 FRA Boccara, Philippe	0:54.68	1:52.81	2:52.63	3:53.51
2 SWE Sundqvist, Kalle	0:55.22	1:55.57	2:56.71	3:56.86
3 ROM Diba, Vasile	0:54.88	1:55.79	2:57.90	3:57.95
4 BEL De Brauwer, Antoon	0:57.59	1:56.54	2:58.93	3:59.21
5 ESP Alegre, Pedro	0:55.77	1:57.02	2:59.22	3:59.95
6 CAN Thomson, Alan	0:56.17	2:14.74	2:59.53	4:03.38
7 FIN Harjola, Veli-Pekka	0:57.13	1:57.63	3:01.68	4:03.40
8 HKG Tsoi, Ngai Wan	1:02.82	1:58.88	3:30.06	4:44.09

WIND/VENT: VELOC. = 0 M/S  
TEMPERATURE AIR= 16 C WATER/EAU= 25 C

**Men/Kayak-1 1000 M**  
Heat 2 Race No: 22/Aug.07

**Hommes/kayak-1 1000 m**  
Eliminatoire 2 course no: 22/07Aout

RK CTRY RG	250 M	500 M	750 M	1000 M
1 NZL Thompson, Alan	0:54.46	1:54.04	2:54.32	3:53.41
2 GBR Jackson, Stephen	0:55.27	2:01.43	2:55.85	3:55.12
3 AUS Genders, Peter	0:54.91	1:55.39	2:56.47	3:58.35
4 FRG Wolf, Christoph	0:55.75	1:55.65	2:58.46	4:00.21
5 IRL Pringle, Ian	0:56.73	1:57.18	3:04.46	4:09.21
6 CIV Adogon, Adogon	0:59.46	2:00.68	3:12.55	4:22.30

WIND/VENT: VELOC. = 0 M/S  
TEMPERATURE AIR= 16 C WATER/EAU= 25 C

**Men/Kayak-1 1000 M**  
Heat 3 Race No: 23 /Aug. 07

**Hommes/kayak-1 1000 m**  
Eliminatoire 3 course no: 23/07 Aout

RK CTRY RG	250 M	500 M	750 M	1000 M
1 YUG Janic,Milan	0:55.68	1:53.93	2:52.94	3:51.72
2 USA Barton, Greg	0:54.76	1:52.96	2:52.71	3:52.08
3 NOR Rasmussen, Einar	0:57.42	1:56.64	2:55.76	3:57.78
4 ITA Carraro, Paolo	0:55.02	1:53.62	2:54.37	4:00.21
5 ARG Vazquez, Atilio Cesar	0:57.20	1:59.07	3:00.15	4:03.86

WIND/VENT: VELOC. = 0 M/S  
TEMPERATURE AIR= 16 C WATER/EAU= 25 C

**Men/Kayak-1 1000 M**  
Repechage 1 Race No: 33/Aug. 07

**Hommes/kayak-1 1000 m**  
Repechage 1 course no: 33/07 Aout

RK CTRY RG	250 M	500 M	750 M	1000 M
1 CAN Thomson, Alan	0:56.25	1:57.61	2:58.37	3:56.64
2 ITA Carraro, Paolo	0:57.51	1:58.45	2:59.13	3:57.25
3 IRL Pringle, Ian	0:58.67	2:01.20	3:04.75	4:07.34
4 BEL Da Brauwer, Antoon	1:02.36	2:07.05	3:11.28	4:18.60
5 HKG Tsoi, Ngai Wan	1:02.75	2:12.19	3:24.15	4:35.45

FIRST 4 TO SEMIFINAL  
WIND/VENT: VELOC. = 0 M/S  
TEMPERATURE AIR= 31 C WATER/EAU= 25 C

**Men/Kayak-1 1000 M**  
Repechage 2 Race No: 34/Aug. 07

**Hommes/kayak-1 1000 m**  
Repechage 2 course no: 34/07 Aout

RK CTRY RG	250 M	500 M	750 M	1000 M
1 FRG Wolf, Christoph	0:58.68	2:02.10	3:04.63	4:03.47
2 ARG Vazquez, Atilio Cesar	0:57.83	2:01.15	3:04.91	4:04.42
3 FIN Harjola, Veli-Pekka	1:00.92	2:06.07	3:14.44	4:19.40
4 ESP Alegre, Pedro	1:00.23	2:03.54	3:14.02	4:19.48
5 CIV Adogon, Adogon	1:01.07	2:08.15	3:14.78	4:20.11

FIRST 4 TO SEMIFINAL  
WIND/VENT: VELOC. = 0 M/S  
TEMPERATURE AIR= 31 C WATER/EAU= 25 C

**Men/Kayak-1 1000 M**  
Semi-Final 1 Race No: 51 /Aug. 05

**Hommes/kayak-1 1000 m**  
Demi-finale 1 course no: 51/09 Aout

RK CTRY RG	250 M	500 M	750 M	1000 M
1 FRA Boccara, Philippe	0:57.98	1:51.61	2:50.26	3:52.12
2 USA Barton, Greg	0:56.27	1:53.19	2:53.53	3:54.18
3 AUS Genders, Peter	0:55.01	1:53.70	2:55.12	3:56.09
4 BEL De Brauwer, Antoon	0:59.71	1:57.97	2:56.39	3:57.84
5 CAN Thomson, Alan	0:56.97	1:55.55	2:57.21	3:58.41
6 FIN Harjola, Veli-Pekka	0:55.65	1:54.15	2:57.41	4:02.70

FIRST 3 TO FINAL  
WIND/VENT: VELOC. = M/S  
TEMPERATURE AIR= 18 C WATER/EAU= 25 C

**Men/Kayak-1 1000 M**  
Semi-Final 2 Race No: 52/Aug. 05

**Hommes/kayak-1 1000 m**  
Demi-finale 2 course no: 52/05 Aout

RK CTRY RG	250 M	500 M	750 M	1000 M
1 NZL Thompson, Alan	0:55.26	1:54.85	2:57.42	3:58.90
2 SWE Sundqvist, Kalle	0:54.28	1:55.06	2:58.15	4:01.01
3 ESP Alegre, Pedro	0:58.51	2:00.14	3:01.96	4:02.40
4 ITA Carraro, Paolo	0:56.46	1:55.97	2:58.75	4:03.84
5 ARG Vazquez, Atilio Cesar	0:57.39	2:00.46	3:05.51	4:07.15
6 NOR Rasmussen, Einar	1:02.58	2:04.88	3:06.61	4:09.77

FIRST 3 TO FINAL  
WIND/VENT: VELOC. = 1.6 M/S DIRECTION = NW  
TEMPERATURE AIR= 18 C WATER/EAU= 25 C

**Men/Kayak-1 1000 M**  
Semi-Final 3 Race No: 53/Aug. 05

**Hommes/kayak-1 1000 m**  
Demi-finale 3 course no: 53/09 Aout

RK CTRY RG	250 M	500 M	750 M	1000 M
1 GBR Jackson, Stephen	0:55.30	1:55.04	2:56.06	3:56.57
2 YUG Janic, Milan	0:56.62	1:55.32	2:56.32	3:58.43
3 ROM Diba, Vasile	0:56.13	1:55.87	2:58.39	3:59.40
4 FRG Wolf, Christoph	0:55.78	1:56.85	2:59.87	4:00.33
5 IRL Pringle, Ian	0:59.48	2:00.41	3:03.24	4:02.81

FIRST 3 TO FINAL  
WIND/VENT: VELOC. = .1 M/S DIRECTION = NW  
TEMPERATURE AIR= 18 C WATER/EAU= 25 C

**Men/Kayak-1 1000 M**  
Find Race No: 68 /Aug. 11

**Hommes/kayak-1 1000 m**  
Finale course no: 68/11 Aout

RK CTRY RG	250 M	500 M	750 M	1000 M
1 NZL Thompson, Alan	0:53.00	1:49.33	2:47.54	3:45.73
2 YUG Janic, Milan	0:54.01	1:49.75	2:48.87	3:46.88
3 USA Barton, Greg	0:54.50	1:51.94	2:49.50	3:47.38
4 SWE Sundqvist, Kalle	0:53.67	1:51.29	2:50.16	3:48.69
5 AUS Genders, Peter	0:54.84	1:55.18	2:52.44	3:49.11
6 FRA Boccara, Philippe	0:55.19	1:50.82	2:49.19	3:49.38
7 ROM Diba, Vasile	0:55.80	1:55.01	2:54.09	3:51.61
8 GBR Jackson, Stephen	0:53.33	1:50.59	2:50.82	3:52.25
9 ESP Alegre, Pedro	0:55.49	1:54.50	2:54.29	3:53.20

WIND/VENT: VELOC. = 0 M/S  
TEMPERATURE AIR= 18 C WATER/EAU= 25 C

**Men/Kayak-2 1000 M**  
Heat 1 Race No: 26/Aug. 07

**Hommes/kayak-2 1000 m**  
Eliminatoire 1 course no: 26/07 Aout

RK CTRY RG	250 M	500 M	750 M	1000 M
1 CAN Fisher, Hugh Morris, Alwyn	0:49.03	1:42.01	2:35.95	3:29.21
2 USA Kent, Terry (Olney) White, Terry	0:50.28	1:42.90	2:37.27	3:30.87
3 AUT Bachmayer, Werner Hard, Wolfgang	0:49.54	1:44.14	2:38.30	3:31.58
4 FRA Bregeon, Bernard Lefoulon, Patrick	0:51.43	1:45.80	2:40.89	3:31.60
5 NOR Amundsen, Harald Rasmussen, Einar	0:54.76	1:49.31	2:42.33	3:44.60
6 CHN Chu, Zhengyong Peng, Bo	0:51.23	1:49.05	2:50.58	3:52.98

WIND/VENT: VELOC. = 0 M/S  
TEMPERATURE AIR= 16 C WATER/EAU= 25 C

**Men/Kayak-2 1000 M**  
Heat 2 Race No: 27/Aug.07

**Hommes/kayak-2 1000 m**  
Eliminatoire 2 course no: 27/07 Aout

RK CTRY RG	250 M	500 M	750 M	1000 M
1 FRG Seack, Matthias Seack, Oliver	0:48.09	1:40.35	2:33.80	3:28.30
2 AUS Kelly, Barry Kenry, Grant	0:48.77	1:41.44	2:34.80	3:28.73
3 ITA Scarpa, Daniele Uberti, Francesco	0:47.72	1:40.68	2:34.30	3:28.82
4 ESP Menendez, Herminio Rio, Guillermodel	0:48.54	1:41.05	2:35.91	3:30.93
5 RON Dulau, Alexandru Geanta, Ion	0:49.34	1:41.89	2:35.36	3:35.25
6 JPN Koike, Kazumori Yanagisawa, Hisao	0:51.02	1:46.89	2:48.05	3:49.63

WIND/VENT: VELOC. = 0 M/S  
TEMPERATURE AIR= 16 C WATER/EAU= 25 C



Men / Kayak-2 1000 M  
Heat 3 Race No:28 / Aug. 07Hommes / kayak-2 1000 m  
Eliminatoire 3 course no: 28 / 07 Aout

RK	CTRY		250 M	500 M	750 M	1000 M
1	SWE	Andersson, Bengt Sundqvist, Kalle	0:50.02	1:44.45	2:38.73	3:31.72
2	HOL	Lebbink, Gert Jan Stevens, Ronaldus	0:50.99	1:45.21	2:39.43	3:34.04
3	GBR	Canham, Christopher Raciborski, Jan	0:50.36	1:44.68	2:39.96	3:35.93
4	NZL	Jenkinson, Robert Richards, Edwin	0:50.67	1:45.40	2:41.44	3:37.69
5	BEL	Dabucke, Patrick Hanssens, Patrick	0:51.99	1:47.20	2:43.67	3:37.92

WIND/VENT: VELOC. = 0 M/S  
TEMPERATURE AIR= 16 C WATER/EAU= 25 C

Men / Kayak-2 1000 M  
Repechage 1 Race No: 35 / Aug. 07Hommes / kayak-2 1000 m  
Repechage 1 cocourse no: 35 / 07 Aout

RK	CTRY		250 M	500 M	750 M	1000 M
1	FRA	Bregeon, Bernard Lefoulon, Patrick	0:55.47	1:53.43	2:50.15	3:40.88
2	ROM	Dulau, Alexandru Geanta, Ion	0:54.22	1:51.99	2:48.62	3:41.03
3	BEL	Debucke, Patrick Hanssens, Patrick	0:56.38	1:54.74	2:53.21	3:52.20
4	CHN	Chu, Zhengyong Peng, Bo	0:54.71	1:53.85	2:53.38	3:53.22

FIRST 3 TO SEMIFINAL  
WIND/VENT: VELOC. = 1 M/S DIRECTION = SW  
TEMPERATURE AIR= 31 C WATER/EAU= 25 C

Men / Kayak-2 1000 M  
Repechage 2 Race No: 36 / Aug. 07Hommes / kayak-2 1000 m  
Repechage 2 cocourse no: 36 / 07 Aout

RK	CTRY		250 M	500 M	750 M	1000 M
1	ESP	Menendez, Herminio Riego, Guillermodel	0:52.94	1:48.97	2:45.76	3:41.20
2	NOR	Amundsen, Harald Rasmussen, Einar	0:54.90	1:51.76	2:47.87	3:43.61
3	NZL	Jenkinson, Robert Richards, Edwin	0:53.75	1:50.53	2:48.59	3:45.97
4	JPN	Koike, Kazumori Yanagisawa, Hisao	0:54.75	1:54.92	2:57.72	4:00.02

FIRST 3 TO SEMIFINAL  
WIND/VENT: VELOC. = 1 M/S DIRECTION = SW  
TEMPERATURE AIR= 31 C WATER/EAU= 25 C

Men / Kayak-2 1000 M  
Semi-Final 1 Race No: 55 / Aug. 09Hommes / kayak-2 1000 m  
Demi-finale 1 course no: 55 / 09 Aout

RK	CTRY		250 M	500 M	750 M	1000 M
1	CAN	Fisher, Hugh Morris, Alwyn	0:48.30	1:40.22	2:34.78	3:29.09
2	AUS	Kelly, Barry Kenny, Grant	0:48.88	1:41.01	2:35.93	3:30.24
3	FRA	Bregeon, Bernard Lefoulon, Patrick	0:50.49	1:42.75	2:37.13	3:32.35
4	GBR	Canham, Christopher Raciborski, Jan	0:49.91	1:43.60	2:39.08	3:35.77
5	NZL	Jenkinson, Robert Richards, Edwin	0:50.18	1:43.23	2:41.23	3:38.80

FIRST 3 TO FINAL  
WIND/VENT: VELOC. = 0 M/S  
TEMPERATURE AIR= 18 C WATER/EAU= 25 C

Men / Kayak-2 1000 M  
Semi-Final 2 Race No: 56 / Aug. 09Hommes / kayak-2 1000 m  
Demi-finale 2 course no: 56 / 09 Aout

RK	CTRY		250 M	500 M	750 M	1000 M
1	ESP	Menendez, Herminio Del Riego, Guillermo	0:48.89	1:40.92	2:35.38	3:29.98
2	FRG	Seack, Matthias Seack, Oliver	0:48.48	1:40.55	2:34.82	3:30.18
3	BEL	Debucke, Patrick Hanssens, Patrick	0:50.89	1:43.17	2:36.68	3:31.00
4	AUT	Bachmayer, Werner Hard, Wolfgang	0:49.31	1:42.47	2:36.96	3:31.60
5	HOL	Lebbink, Gert Jan Stevens, Ronaldus	0:49.76	1:42.71	2:38.41	3:36.36

FIRST 3 TO FINAL  
WIND/VENT: VELOC. = 0 M/S  
TEMPERATURE AIR= 18 C WATER/EAU= 25 C

Men / Kayak-2 1000 M  
Semi-Final 3 Race No: 57 / Aug. 09Hommes / kayak-2 1000 m  
Demi-finale 3 course no: 57 / 09 Aout

RK	CTRY		250 M	500 M	750 M	1000 M
1	ITA	Scarpa, Daniele Uberti, Francesco	0:48.91	1:42.38	2:35.07	3:28.25
2	SWE	Andersson, Bengt Sundqvist, Kalle	0:49.17	1:42.17	2:36.04	3:29.80
3	USA	Kent, Terry (Olney) White, Terry	0:50.30	1:42.59	2:36.30	3:29.81
4	ROM	Dulau, Alexandru Geanta, Ion	0:51.45	1:44.47	2:37.05	3:29.99
5	NOR	Amundsen, Harald Rasmussen, Einar	0:50.88	1:43.81	2:38.18	3:34.77

FIRST 3 TO FINAL  
WIND/VENT: VELOC. = 0 M/S  
TEMPERATURE AIR = 18 C WATER/EAU= 25 C

Men / Kayak-2 1000 M  
Final Race No : 71 / Aug. 11Hommes / kayak-2 1000 m  
Finale course no: 71 / 11 Aout

RK	CTRY		250 M	500 M	750 M	1000 M
1	CAN	Fisher, Hugh Morris, Alwyn	0:49.15	1:40.02	2:32.45	3:24.22
2	FRA	Bregeon, Bernard Lefoulon, Patrick	0:50.51	1:43.50	2:34.56	3:25.97
3	AUS	Kelly, Barry Kenny, Grant	0:48.45	1:39.86	2:33.55	3:26.80
4	USA	Kent, Terry (Olney) White, Terry	0:48.80	1:42.66	2:35.94	3:27.01
5	FRG	Seack, Matthias Seack, Oliver	0:47.62	1:38.25	2:32.03	3:27.28
6	ITA	Scarpa, Daniele Uberti, Francesco	0:50.08	1:42.05	2:34.30	3:27.46
7	ESP	Menendez, Herminio Del Riego, Guillermo	0:48.17	1:39.67	2:33.96	3:27.53
8	SWE	Andersson, Bengt Sundqvist, Kalle	0:49.61	1:42.29	2:36.29	3:29.39
9	BEL	Debucke, Patrick Hanssens, Patrick	0:51.62	1:43.82	2:38.51	3:32.92

WIND/VENT: VELOC. = 0 M/S  
TEMPERATURE AIR= 23 C WATER/EAU= 25 C

**Men/Kayak-4 1000 M**  
**Heat 1 Race No: 31 /Aug. 07****Hommes/kayak-4 1000 m**  
**Eliminatoire 1 course no: 31/07 Aout**

RK	CTRY	RG	250 M	500 M	750 M	1000 M
1	NZL	Bramwell, Grant Ferguson, Ian Mac Donald, Paul Thompson, Alan	0:43.31	1:29.34	2:17.69	3:05.99
2	ROM	Constantin, Ionel Fedosei, Nicolae Letcaie, Ionel Velea, Angelin	0:43.45	1:30.14	2:18.14	3:06.97
3	FRG	Hessel, Bernd Kegel, Oliver Schmidt, Detlef Scholl, Reiner	0:45.45	1:30.72	2:19.10	3:07.30
4	CAN	Brien, Don Holmes, Mark Irvine, Don Shaw, Colin	0:43.89	1:33.03	2:20.84	3:08.07
5	ITA	Cirillo, Gennaro Damiata, Vincenzo Ganna, Marco Mandragona, Francesco	0:44.13	1:32.18	2:19.72	3:08.90
6	NOR	Borchgrevink, Finn Johannesen, Frank Kvillum, Geir Sletsjoe, Arne B.	0:47.07	1:33.40	2:26.13	3:10.93
7	GBR	Bourne, Grayson Sheriff, Andrew Smith, Kevin West, Jeremy	0:45.23	1:34.06	2:42.56	3:21.05
8	HKG	Cheung, Chak Chuen Ng, Hin Wan Ng, Tsuen Man Tang, Kwok Cheung	0:50.45	1:45.16	2:43.13	3:41.17

WIND/VENT: VELOC. = 0 M/S  
TEMPERATURE AIR= 16 C WATER/EAU= 25 C

**Men/Kayak-4 1000 M**  
**Heat 2 Race No: 32/Aug.07****Hommes/kayak-4 1000 m**  
**Eliminatoire 2 course no: 32/07 Aout**

RK	CTRY	RG	250 M	500 M	750 M	1000 M
1	FRA	Barouh, Francois Boccaro, Philippe Boucherit, Pascal Vavasseur, Didier	0:45.55	1:33.51	2:19.29	3:06.57
2	AUS	Doak, John Doak, Robert Martin, Raymond Wooden, Scott	0:46.08	1:32.48	2:20.90	3:08.32
3	SWE	Bengtsson, Per-Inge Karls, Tommy Moberg, Lars-Erik Ohlsson, Thomas	0:45.22	1:33.25	2:20.07	3:08.33
4	ESP	Gonzalez, Ivan Ramos, Luis Gregorio Roman, Juan Jose Sanchez, Juan Manuel	0:44.01	1:30.73	2:19.64	3:11.41
5	SUI	Ammann, Peter Buser, Felix Eichenberger, Marcel Lehmann, Helmut	0:46.71	1:35.08	2:24.04	3:12.89
6	FIN	Harjola, Veli-Pekka Kolehmainen, Mikko Niiminen, Ilpo Savilahti, Mika	0:45.01	1:32.81	2:23.51	3:13.17
7	USA	Bellingham, Norman Gilman, David Bchnurrenberger, Dan Spelius, Chris	0:47.09	1:35.87	2:24.89	3:15.77

WIND/VENT : VELOC.=0 C M/S  
TEMPERATURE AIR= 16 C WATER/EAU= 25 C

**Men/Kayak-4 1000 M**  
**Repechage 1 Race No: 37/Aug. 07****Hommes/kayak-4 1000 m**  
**Repechage 1 course no: 37/07 Aout**

RK	CTRY	RG	250 M	500 M	750 M	1000 M
1	CAN	Brien, Don Holmes, Mark Irvine, Don Shaw, Colin	0:49.27	1:38.92	2:27.74	3:16.52
2	SUI	Ammann, Peter Buser, Felix Eihenberger, Marcel Lehmann, Helmut	0:48.66	1:38.70	2:28.76	3:17.70
3	NOR	Borchgrevink, Finn Johannesen, Frank Kvillum, Geir Sletsjoe, Arne B.	0:48.19	1:38.08	2:28.12	3:18.04

RK	CTRY	RG	250 M	500 M	750 M	1000 M
4	USA	Bellingham, Norman Gilman, David Schnurrenberger, Dan Spelius, Chris	0:48.34	1:38.27	2:28.51	3:19.72
5	HKG	Cheung, Chak Chuen Ng, Hin Wan Ng, Tsuen Man Tang, Kwok Cheung	0:53.35	1:50.26	2:49.46	3:46.92

FIRST 3 TO SEMIFINAL  
WIND/VENT: VELOC. = 2 M/S DIRECTION = SW  
TEMPERATURE AIR = 31 C WATER/EAU= 25 C

**Men/Kayak-4 1000 M**  
**Repechage 2 Race No: 38/Aug. 07****Hommes/kayak-4 1000 m**  
**Repechage 2 course no: 38/07 Aout**

RK	CTRY	RG	250 M	500 M	750 M	1000 M
1	GBR	Bourne, Grayson Sheriff, Andrew Smith, Kevin West, Jeremy	0:47.03	1:36.93	2:27.11	3:18.67
2	ESP	Gonzalez, Ivan Ramos, Luis Gregorio Roman, Juan Jose Sanchez, Juan Manuel	0:47.81	1:38.30	2:30.15	3:21.87
3	FIN	Harjola, Veli-Pekka Kolehmainen, Mikko Niiminen, Ilpo Savilahti, Mika	0:48.63	1:39.64	2:32.15	3:23.27
4	ITA	Cirillo, Gennaro Damiata, Vincenzo Ganna, Marco Mandragona, Francesco	0:48.45			DNF

FIRST 3 TO SEMIFINAL  
DNF = DID NOT FINISH/N'A PAS FINI  
WIND/VENT: VELOC. = 2 M/S DIRECTION = SW  
TEMPERATURE AIR= 31 C WATER/EAU= 25 C

**Men/Kayak-4 1000 M**  
**Semi-Final 1 Race No: 59/Aug. 09****Hommes/kayak-4 1000 m**  
**Demi-finale 1 course no: 59/09 Aout**

RK	CTRY	RG	250 M	500 M	750 M	1000 M
1	NZL	Bramwell, Grant Ferguson, Ian Mac Donald, Paul Thompson, Alan	0:43.64	1:29.71	2:18.07	3:05.67
2	SWE	Bengtsson, Per-Inge Karls, Tommy Moberg, Lars-Erik Ohlsson, Thomas	0:44.67	1:31.79	2:18.94	3:06.78
3	GBR	Bourne, Grayson Sheriff, Andrew Smith, Kevin West, Jeremy	0:44.16	1:31.37	2:19.85	3:07.52
4	NOR	Borchgrevink, Finn Johannesen, Frank Kvillum, Geir Sletsjoe, Arne B.	0:45.22	1:32.24	2:20.07	3:07.97

FIRST 3 TO FINAL  
WIND/VENT: VELOC. = 0 M/S  
TEMPERATURE AIR= 19 C WATER/EAU= 25 C

# Canoeing

# Canoë

## Men / Kayak-4 1000 M Semi-Final 2 Race No: 60 / Aug. 09

## Hommes / kayak-4 1000 m Demi-finale 2 course no: 60 / 09 Aout

RK	CTRY	250 M	500 M	750 M	1000 M
1	FRA Barouh, Francois Baccara, Philippe Boucherit, Pascal Vasseur, Didier	0:45.31	1:32.53	2:19.52	3:06.57
2	ESP Gonzalez, Ivan Ramos, Luis Gregorio Roman, Juan Jose Sanchez, Juan Manuel	0:44.54	1:32.88	2:22.17	3:09.03
3	FRG Hessel, Bernd Kegel, Oliver Schmidt, Detler Scholl, Reiner	0:43.86	1:32.29	2:21.67	3:09.85
4	SUI Ammann, Peter Buser, Felix Eichenberger, Marcel Lehmann, Helmut	0:45.99	1:34.42	2:23.08	3:10.36

FIRST 3 TO FINAL  
WIND/VENT: VELOC. = 0 M/S  
TEMPERATURE AIR= 19 C WATER/EAU= 25 C

## Men / Kayak-4 1000 M Semi-Final 3 Race No : 61 / Aug. 09

## Hommes / kayak-4 1000 m Demi-finale 3 course no : 61 / 09 Aout

RK	CTRY	250 M	500 M	750 M	1000 M
1	ROM Constantin, Ionel Fedosei, Nicolae Letcaie, Ionel Velea, Angelin	0:43.65	1:31.11	2:20.06	3:08.44
2	CAN Brien, Don Holmes, Mark Irvine, Don Shaw, Colin	0:45.57	1:33.11	2:21.01	3:09.10
3	AUS Doak, John Doak, Robert Martin, Raymond Wooden, Scott	0:44.78	1:32.01	2:21.24	3:09.98
4	FIN Harjola, Veli-Pekka Kolehmainen, Mikko Nieminen, Ilpo Savilahti, Mika	0:45.23	1:43.56	2:23.12	3:12.82

FIRST 3 TO FINAL  
WIND/VENT: VELOC. = 0 M/S  
TEMPERATURE AIR= 19 C WATER/EAU= 25 C

## Men / Kayak-4 1000 M Final Race No : 73 / Aug. 11

## Hommes / kayak-4 1000 m Finale course no: 73 / 11 Aout

RK	CTRY	250 M	500 M	750 M	1000 M
1	NZL Bramwell, Grant Ferguson, Ian MacDonald, Paul Thompson, Alan	0:43.69	1:28.45	2:15.64	3:02.28
2	SWE Bengtsson, Per-Inge Karls, Tommy Moberg, Lars-Erik Ohlsson, Thomas	0:45.19	1:31.27	2:17.65	3:02.81
3	FRA Barouh, Francois Baccara, Philippe Boucherit, Pascal VaVasseur, Didier	0:44.52	1:30.14	2:16.88	3:03.94
4	ROM Constantin, Ionel Fedosei, Nicolae Letcaie, Ionel Velea, Angelin	0:43.05	1:28.62	2:17.09	3:04.39
5	GBR Boume, Grayson Sheriff, Andrew Smith, Kevin West, Jeremy	0:44.10	1:29.84	2:16.62	3:04.59
6	ESP Gonzalez, Ivan Ramos, Luis Gregorio Roman, Juan Jose Sanchez, Juan Manuel	0:45.73	1:30.82	2:17.94	3:04.71
7	AUS Doak, John Doak, Robert Martin, Raymond Wooden, Scott	0:45.48	1:30.64	2:18.87	3:06.02

RK	CTRY	250 M	500 M	750 M	1000 M
8	FRG Hessel, Bernd Kegel, Oliver Schmidt, Detler Scholl, Reiner	0:43.34	1:28.98	2:19.21	3:06.47
9	CAN Brien, Don Holmes, Mark Irvine, Don Shaw, Colin	0:44.88	1:32.08	2:18.55	3:06.66

WIND/VENT: VELOC. = 0 M/S  
TEMPERATURE AIR= 28 C WATER/EAU= 25 C

## Men / Canadian-1 1000 M Heat 1 Race No: 24 / Aug. 07

## Hommes / canadien-1 1000 m Eliminatoire 1 course no: 24 / 07 Aout

RK	CTRY	250 M	500 M	750 M	1000 M
1	FRG Eicke, Ulrich	1:00.19	2:02.85	3:05.38	4:10.10
2	CAN Cain, Larry	0:59.96	2:03.59	3:11.00	4:20.10
3	FIN Gronlund, Timo	1:02.16	2:08.42	3:15.71	4:20.39
4	GBR Train, Stephen	1:03.69	2:08.85	3:15.19	4:21.71
5	ESP Lopez, Francisco	1:01.56	2:07.51	3:16.10	4:34.94
	FRA Renaud, Philippe	DQ	DQ	DQ	DQ

DQ= DISQUALIFIED / DISQUALIFIE  
WIND/VENT: VELOC. = 0 M/S  
TEMPERATURE AIR= 16 C WATER/EAU= 25 C

## Men / Canadian-1 1000 M Heat 2 Race No: 25 / Aug. 07

## Hommes / canadien-1 1000 m Eliminatoire 2 course no: 25 / 07 Aout

RK	CTRY	250 M	500 M	750 M	1000 M
1	DEN Jakobsen, Henning L.	1:01.20	2:05.67	3:09.71	4:14.59
2	ROM Olaru, Costica	1:01.69	2:06.36	3:10.19	4:15.36
3	USA Merritt, Bruce	1:02.67	2:08.70	3:14.30	4:22.59
4	JPN Inoue, Kiyoto	1:02.46	2:08.18	3:16.11	4:28.05
5	SWE Backlund, Goran	1:04.40	2:11.78	3:19.81	4:28.31

WIND/VENT: VELOC. = 0 M/S  
TEMPERATURE AIR= 16 C WATER/EAU= 25 C

## Men / Canadian-1 1000 M Semi-Final 1 Race No: 54 / Aug. 09

## Hommes / canadien-1 1000 m Demi-finale 1 course no: 54 / 09 Aout

RK	CTRY	250 M	500 M	750 M	1000 M
1	GBR Train, Stephen	1:03.92	2:10.06	3:17.38	4:23.15
2	JPN Inoue, Kiyoto	1:02.86	2:08.77	3:16.90	4:23.73
3	ESP Lopez, Francisco	1:02.54	2:10.30	3:19.65	4:29.50
4	SWE Backlund, Goran	1:04.72	2:11.68	3:21.66	4:31.04

FIRST 3 TO FINAL  
WIND/VENT: VELOC. = 0 M/S  
TEMPERATURE AIR= 18 C WATER/EAU= 25 C

## Men / Canadian-1 1000 M Final Race No: 69 / Aug. 11

## Hommes / canadien-1 1000 m Finale course no: 69 / 11 Aout

RK	CTRY	250 M	500 M	750 M	1000 M
1	FRG Eicke, Ulrich	0:59.30	2:00.98	3:03.59	4:06.32
2	CAN Cain, Larry	0:58.96	2:01.17	3:05.72	4:08.67
3	DEN Jakobsen, Henning L.	0:59.76	2:01.75	3:05.41	4:09.51
4	FIN Gronlund, Timo	1:00.94	2:05.82	3:13.13	4:15.58
5	ROM Olaru, Costica	1:00.29	2:03.11	3:07.54	4:16.39
6	GBR Train, Stephen	1:02.45	2:06.93	3:12.65	4:16.64
7	USA Merritt, Bruce	1:01.69	2:06.34	3:12.83	4:18.17
8	JPN Inoue, Kiyoto	1:02.08	2:06.67	3:13.40	4:18.72
9	ESP Lopez, Francisco	1:03.63	2:10.58	3:16.43	4:23.92

WIND/VENT: VELOC. = 0 M/S  
TEMPERATURE AIR= 18 C WATER/EAU= 25 C

## Men / Canadian-2 1000 M Heat 1 Race No: 29 / Aug. 07

## Hommes / canadien-2 1000 m Eliminatoire 1 course no: 29 / 07 Aout

RK	CTRY	250 M	500 M	750 M	1000 M
1	ROM Potzaichin, Ivan Simionov, Toma	0:53.71	1:50.90	2:49.45	3:47.60
2	GBR Train, Andrew Train, Stephen	0:56.58	1:57.01	2:57.64	3:59.70
3	FRG Faust, Wolfram Wienand, Ralf	0:57.31	1:58.23	2:59.62	4:01.73



RK	CTRY	250 M	500 M	750 M	1000 M
4	MEX Ferrer, Arturc Velasco, Victor	0:56.78	1:57.24	2:59.25	4:03.75
5	JPN Fukuzato, Shusei Izumi, Hiroyuki	0:57.58	1:59.25	3:01.49	4:05.26

WIND/VENT: VELOC. = 0 M/S  
TEMPERATURE AIR- 16 C WATER/EAU= 25 C

Men/Canadian-2 1000 M Hommes/canadien-2 1000 m  
Heat 2 Race No: 30/Aug.07 Elimatoire 2 course no: 30/07 Aout

RK	CTRY	250 M	500 M	750 M	1000 M
1	YUG Ljubek, Matija Nisovic, Mirko	0:55.93	1:54.75	2:52.44	3:50.78
2	FRA Hoyer,Didier Renaud, Eric	0:55.31	1:54.03	2:53.17	3:52.71
3	USA Plankenhorn, John Mc Clain, Rodney	0:57.09	1:55.77	2:54.12	3:55.38
4	CAN Botting,Steve Smith, Eric	0:59.13	1:57.34	2:57.53	3:56.60
5	ESP Miguez, Enrique Suarez, Narcisco	0:55.76	1:55.58	2:56.34	3:56.70

WIND/VENT: VELOC. = 0 M/S  
TEMPERATURE AIR = 16 C WATER/EAU= 25 C

Men/Canadian-2 1000 M Hommes/canadien-2 1000 m  
Semi-Final 1 Race No: 58/Aug. 05 Demi-finale 1 course no:58/05 Aout

RK	CTRY	250 M	500 M	750 M	1000 M
1	ESP Miguez, Enrique Suarez, Narcisco	0:54.82	1:54.10	2:54.50	3:53.83
2	CAN Botting, Steve Smith, Eric	0:55.20	1:54.69	2:55.52	3:54.49
3	MEX Ferrer, Arturc Velasco, Victor	0:54.46	1:54.32	2:55.85	3:58.70
4	JPN Fukuzato, Shusei Izumi, Hiroyuki	0:55.58	1:55.94	3:00.76	4:10.77

FIRST 3 TO FINAL  
WIND/VENT: VELOC. = 0 M/S  
TEMPERATURE AIR- 18 C WATER/EAU= 25 C

Men/Candian-2 1000 M Hommes/canadien-2 1000 m  
Final Race No: 72/Aug.11 Finale course no: 72/11 Aout

RK	CTRY	250 M	500 M	750 M	1000 M
1	ROW Potzaichin, Ivan Simionov, Toma	0:52.48	1:47.97	2:43.86	3:40.60
2	YUG Ljubek, Matija Nisovic, Mirko	0:55.06	1:52.77	2:46.20	3:41.56
3	FRA Hoyer, Didier Renaud, Eric	0:54.38	1:51.35	2:49.32	3:48.01
4	FRG Faust, Wolfram Wienand, Ralf	0:56.38	1:54.79	2:54.50	3:52.69
5	USA Plankenhorn, John Mc Clain, Rodney	0:54.69	1:50.82	2:52.81	3:52.72
6	ESP Miguez, Enrique Suarez, Narcisco	0:55.95	1:54.62	2:56.31	3:56.92
7	CAN Botting, Steve Smith, Eric	NTT	1:55.10	2:57.78	3:56.99
8	MEX Ferrer, Arturc Velasco, Victor	0:55.48	1:54.95	2:56.83	3:57.49
9	GBR Train, Andrew Train, Stephen	0:56.74	1:55.44	2:56.54	4:00.92

NTT = NO TIME TAKEN  
WIND/VENT: VELOC. = 0 M/S  
TEMPERATURE AIR- 28 C WATER/EAU= 25 C







## Cycling/Cyclisme

### Officials

#### Federation Internationale de Cyclisme Amateur (FIAC)

President/president Valery Syssoev (URS)  
 Secretary-General/secretaire-general Carla Giuliani (ITA)  
 Technical Delegates/delegues techniques H.J.C.M. Meuwese (HOL)  
 Heinz Dietrich (GDR)

#### LAOOC Administrative Staff/Personnel Administratif de LAOOC

Commissioner/commissaire Pete Siracusa  
 Competition Director (road)/ Charles Cotton  
 directeur du competition (route)  
 Competition Director (track)/ Gerald Ash  
 directeur du competition (course)  
 Venue Manager/manager de la venue Bill Wilson  
 Sports Manager/manager du sport Clifton Halsey

### Participants/Participants

Women Femmes	Competitors Competiteurs	Countries Pays	Men Hommes	Competitors Competiteurs	Countries Pays
Individual Road Race/epreuve sur route	45	16	1000 M Time Trial/contre la montre	25	25
			Sprint/vitesse	33	25
			4000 M Individual Pursuit/ poursuite individuelle	33	21
			Points Race/course aux points	50	29
			4000 M Team Pursuit/poursuite equipe	56	14
			Individual Road Race/epreuve sur route	135	43
			100 km Team Trial/epreuve par equipe	104	26

### Legend/Legende

-	unrecorded time/temps non enregistré	G	group/groupe
AB	abandon/abandon	KM/H	kilometers per hour/kilomètres/heure
DNF	did not finish/n'a pas terminé	NP	did not participate/n' a pas participé
EL	eliminated/éliminé	OVT	overtaken/dépassé

Olympic Velodrome,  
 California State University,  
 Dominguez Hills (8,400)









Women / Individual Road Race 79.2 Km  
Lap 5 Final / July 29Femmes / epreuve sur route 79.2 km  
Tour 5 final / 29 Juil

RANK RANG	NAME	CTRY	TIME TEMPS	KM/H	RANK RANG	NAME	CTRY	TIME TEMPS
1	Carpenter-Phinney, Connie	USA	2:11:14.	36.210	26	Hack, Johanna	AUT	+9:28
2	Twigg, Rebecca	USA	G		27	Strong-Hearth, Karen	CAN	+10:49
3	Schumacher, Sandra	FRG	G		28	Van Der Lienden, Leontine	HOL	G
4	Larsen, Unni	NOR	G		29	Blower, Maria	GBR	G
5	Canins, Maria	ITA	G		30	Sharp, Muriel	GBR	G
6	Longo, Jeannie	FAA	+1:21		31	Lu, Suyan	CHN	+13:05
7	Soerensen, Helle	DEN	+2:14		32	Ragg, Kathryn	FIJ	+14:45
8	Enzenauer, Ute	FRG	G		33	Altweck, Gabriele	FRG	+18:12
9	Seghezzi, Luisa	ITA	G		34	Meruzzo, Emanuela	ITA	G
10	Parks, Janelle	USA	G		35	Westher, Paula	SWE	G
11	Odin, Cecile	FRA	G		36	Wang, Li	CHN	G
12	Farenkamp, Ines	FRG	G		37	Top, Henny	HOL	G
13	Swinerton, Catherine	GBR	G		38	Dobiasch, Hilde	AUT	G
14	Damiani, Dominique	FRA	G		39	Van Rijnsoever, Theodora	HOL	G
15	Ranudd, Kristina	SUE	G		40	Abe, Wakako	JPN	+28:58
16	Jahre, Tuulikki	SWE	G		41	Lu, Yue	CHN	+31:41
17	Gornall, Linda	GBR	G		42	Choi, Eun-Suk	KOR	+32:36
18	Sobye, Nina	NOR	G		43	Moon, Sook	KOR	+32:57
19	Stendahl, Hege	NOR	G		44	Son, Yak-Sun	KOR	+37:22
20	Guichard, Marielle	FRA	G			Phillips, Marilyn	CAY	AB
21	Thompson, Kristin Inga	USA	G					
22	Robic-Brunet, Genevieve	CAN	+2:48					
23	Bononomi, Roberta	ITA	+3:59					
24	Audet, Marie-Claude	CAN	+9:02					
25	Berglund, Marianne	SWE	G					

1000 M Time Trial  
July 301000 m contre la montre  
30 Juil

RANK RANG	NAME	CTRY	1 LAP 1 TOUR	2 LAPS 2 TOURS	1000 M	KM/H
1	Schmidtke, Fredy	FRG	23.67	44.00	1:06.10	54.459
2	Hamnett, Curtis	CAN	23.78	44.02	1:06.44	54.187
3	Colas, Fabrice	FRA	24.10	44.11	1:06.65	54.014
4	Samuel, Gene	TRI	23.82	44.03	1:06.69	53.980
5	Adair, Craig	NZL	24.82	45.19	1:06.96	53.760
6	Weller, David	JAY	24.17	44.48	1:07.24	53.537
7	Alexandre, Marcelo O.	ARG	24.44	44.96	1:07.29	53.499
8	O'Reilly, Rory	USA	24.07	44.45	1:07.39	53.420
9	Baudino, Stefano	ITA	23.79	44.67	1:07.70	53.173
10	Isler, Heinz	SUI	24.08	44.99	1:07.88	53.036
11	Hansen, Rolf Morgan	NOR	24.42	45.30	1:07.94	52.991
12	Greuel, Marcelo	BRA	24.00	45.14	1:08.37	52.658
13	Sakamoto, Tsutomu	JPN	24.31	45.52	1:08.87	52.270
14	Rainsford, Max	AUS	25.36	46.28	1:08.96	52.202
15	Rasmussen, Claus Sylv.	DEN	25.15	46.22	1:09.04	52.142
16	Leiva-Buhler, Max-Eduardo	GUA	25.15	46.41	1:09.36	51.897
17	Droguett, Miguel	CHI	25.40	46.76	1:09.42	51.859
18	Barry, Mark	GBR	24.10	45.92	1:09.54	51.772
19	Pile, Charles	BAR	25.13	46.51	1:10.56	51.017
20	Alwi, Rosman	MAL	25.39	47.64	1:11.03	50.682
21	Popp, Paul	AUT	26.05	47.61	1:11.10	50.632
22	Lee, Fu-Hsiang	TPE	24.89	46.32	1:11.12	50.615
23	Guaves, Rodolfo	PHI	26.30	48.36	1:11.61	50.270
24	Moodie, Ernest	CAY	26.97	50.06	1:16.91	46.811
	Garcia, Gonzalez Carlos	URU			NP	
	Richardson, Leon	ANT			DNF	
	Mukasa, Muharud	UGA			NP	

Sprint  
First Round / July 31Vitesse  
Premiere serie / 31 Juil

HEAT SERIE	NAME	CTRY	200 M	HEAT SERIE	NAME	CTRY	200 M
1	Gorski, Mark	USA	10.87	8	Urquijo, Antonio	CHI	-
	Richardson, Leon	ANT	-		Tucker, Kenrick	AUS	-
					Vails, Nelson	USA	11.07
2	Sakamoto, Tsutomu	JPN	-	9	Daya, Hugo F.	COL	-
	Alexandre, Marcelo O.	ARG	11.87		Depine, Frank	FRA	11.49
					Rainsford, Max	AUS	-
3	Nakatake, Katsuo	JPN	11.92	10	Isler, Heinz	SUI	-
	Pile, Charles	BAR	-		Ceci, Vincenzo	ITA	12.01
	Jamur, Paulo	BRA	-		Guaves, Rodolfo	PHI	-
4	Sella, Gabriele	ITA	11.54	11	Ongaro, Alex	CAN	11.43
	Lyn, Brian	ANT	-		Hansen, Rolf Morgan	NOR	NP
	Steele, Murray	NZL	-		Lee, Fu-Hsiang	TPE	-
5	Vernet, Philippe	FRA	11.31	12	Orban, Frank	BEL	-
	Iannone, Claudio F.	ARG	-		Schmidtke, Fredy	FRG	11.80
	Asuncion, Deogracias	PHI	-		Alwi, Rosman	MAL	-
6	Scheller, Gerhard	FRG	11.29				
	Stanley, Ian	JAM	-				
	Moodie, Ernest	CAY	-				
7	Barry, Mark	GBR	11.84				
	Joseph, James	GUY	-				
	Samuel, Gene	TRI	-				

Sprint  
First Round Repechage / July 31Vitesse  
Premiere serie repechage / 31 Juil

HEAT SERIE	NAME	CTRY	200 M	HEAT SERIE	NAME	CTRY	200 M
1	Sakamoto, Tsutomu	JPN	11.35	6	Tucker, Kenrick	AUS	11.23
	Lyn, Brian	ANT	-		Daya, Hugo F.	COL	-
					Joseph, James	GUY	-
2	Steele, Murray	NZL	12.09	7	Isler, Heinz	SUI	-
	Asuncion, Deogracias	PHI	-		Lea, Fu-Hsiang	TPE	-
					Orban, Frank	BEL	11.53
3	Richardson, Leon	ANT	-	8	Rainsford, Max	AUS	-
	Iannone, Claudio F.	ARG	11.51		Guaves, Rodolfo	PHI	-
					Alwi, Rosman	MAL	11.58
4	Stanley, Ian	JAM	-				
	Pile, Charles	BAR	-				
	Urquijo, Antonio	CHI	11.64				
5	Jamur, Paulo	BRA	-				
	Samuel, Gene	TRI	11.89				
	Moodie, Ernest	CAY	-				

Sprint  
First Round - Second Repechage / July 31Vitesse  
Premiere serie - deuxieme repechage / 31 Juil

HEAT SERIE	NAME	CTRY	200 M	HEAT SERIE	NAME	CTRY	200 M
1	Lyn, Brian	ANT	-	3	Richardson, Leon	ANT	-
	Jamur, Paulo	BRA	11.92		Isler, Heinz	SUI	-
	Joseph, James	GUY	-		Rainsford, Max	AUS	11.79
2	Asuncion, Deogracias	PHI	-	4	Guaves, Rodolfo	PHI	-
	Pile, Charles	BAR	11.51		Stanley, Ian	JAM	-
	Moodie, Ernest	CAY	-		Daya, Hugo F.	COL	-
					Lee, Fu-Hsiang	TPE	11.90

Sprint  
Second Round / July 31Vitesse  
Deuxieme serie / 31 Juil

HEAT SERIE	NAME	CTRY	200 M	HEAT SERIE	NAME	CTRY	200 M
1	Gorski, Mark	USA	10.79	7	Barry, Mark	GBR	-
	Jamur, Paulo	BRA	-		Orban, Frank	BEL	11.33
2	Alexandre, Marcelo O.	ARG	12.68	8	Vails, Nelson	USA	10.80
	Rainsford, Max	AUS	-		Samuel, Gene	TRI	-
3	Nakatake, Katsuo	JPN	12.05	9	Depine, Frank	FRA	-
	Lee, Fu-Hsiang	TPE	-		Iannone, Claudio F.	ARG	11.79
4	Sella, Gabriele	ITA	11.16	10	Ceci, Vincenzo	ITA	11.52
	Pile, Charles	BAR	-		Urquijo, Antonio	CHI	-
5	Vernet, Philippe	FRA	10.94	11	Ongaro, Alex	CAN	-
	Alwi, Rosman	MAL	-		Sakamoto, Tsutomu	JPN	11.07
6	Schmidtke, Fredy	FRG	11.36	12	Scheller, Gerhard	FRG	11.11
	Tucker, Kenrick	AUS	-		Steele, Murray	NZL	-

Sprint  
Second Round Repechage / July 31Vitesse  
Deuxieme serie repechage / 31 Juil

HEAT SERIE	NAME	CTRY	200 M	HEAT SERIE	NAME	CTRY	200 M
1	Rainsford, Max	AUS	-	4	Pile, Charles	BAR	-
	Ongaro, Alex	CAN	11.23		Depine, Frank	FRA	11.62
2	Jamur, Paulo	BRA	-	5	Alwi, Rosman	MAL	-
	Steele, Murray	NZL	11.92		Barry, Mark	GBR	11.64
3	Lee, Fu-Hsiang	TPE	11.58	6	Tucker, Kenrick	AUS	11.46
	Urquijo, Antonio	CHI	-		Samuel, Gene	TRI	-

Sprint  
1/8 Final / Aug. 01Vitesse  
1/8 finale / 01 Aout

HEAT SERIE	NAME	CTRY	200 M	HEAT SERIE	NAME	CTRY	200 M
1	Gorski, Mark	USA	10.89	5	Vernet, Philippe	FRA	11.33
	Iannone, Claudio F.	ARG	-		Orban, Frank	BEL	-
	Ongaro, Alex	CAN	-		Steele, Murray	NZL	-
2	Alexandre, Marcelo O.	ARG	-	6	Schmidtke, Fredy	FRG	-
	Ceci, Vincenzo	ITA	-		Vails, Nelson	USA	11.05
	Lee, Fu-Hsiang	TPE	-		Barry, Mark	GBR	-
3	Nakatake, Katsuo	JPN	-	7	Alexandre, Marcelo O.	ARG	12.30
	Scheller, Gerhard	FRG	-		Lee, Fu-Hsiang	TPE	-
	Tucker, Kenrick	AUS	11.58		Ceci, Vincenzo	ITA	-
4	Sella, Gabriele	ITA	-				
	Sakamoto, Tsutomu	JPN	11.31				
	Depine, Frank	FRA	-				

By decision of the jury of appeal the second heat was rerun, with all three riders being considered at fault. The second heat was rerun for riders Marcelo O. Alexandre (ARG) and Fu-Hsiang Lee (TPE) while rider Vincenzo Ceci (ITA) was relegated to the repechage. /Par decision du jury d'appel, la deuxieme serie a ete recourue, les trois coureurs ayant ete consideres fautifs. Seuls les coureurs Marcelo O. Alexandre (ARG) et Fu-Hsiang Lee (TPE) ont couru dans la deuxieme serie, le coureur Vincenzo Ceci (ITA) passant au repêchage.



Sprint 1/8 Final Repechage/Aug.01				Vitesse 1/8 finale repechage/01 Aout			
HEAT SERIE	NAME	CTRY	200 M	HEAT SERIE	NAME	CTRY	200 M
1	Iannone, Claudio F. Scheller, Gerhard Steele, Murray	ARG FRG NZL	- 11.41 -	3	Sella, Gabriele Orban, Frank Ongaro, Alex	ITA BEL CAN	11.58 - -
2	Nakatake, Katsuo Barry, Mark Lee, Fu-Hsiang	JPN GBR TPE	- - 11.67	4	Ceci, Vincenzo Schmidtke, Fredy Depine, Frank	ITA FRG FRA	- 11.45 -

4 X 3.6 QUALIFY / 4 X 3.6 QUALIFIES

Sprint 1/8 Final Repechage/Aug. 01				Vitesse 1/8 finale repechage/01 Aout			
HEAT SERIE	NAME	CTRY	200 M	HEAT SERIE	NAME	CTRY	200 M
1	Scheller, Gerhard Bella, Gabriele	FRG ITA	11.52 -				
2	Schmidtke, Fredy Lee, Fu-Hsiang	FRG TPE	10.96 -				

2 X 2. 2 QUALIFY / 2 X 2. 2 QUALIFIES

Sprint 1/4 Final/Aug.01					Vitesse 1/4 finale/01 Aout				
HEAT SERIE	NAME	CTRY	1 RD.	2 RD.	3 RD.	HEAT SERIE	NAME	CTRY	200 M
1	Gorski, Mark Bcheller, Gerhard	USA FRG	11.65 -	11.08 -	- -				
2	Vernet, Philippe Bchmidtke, Fredy	FRA FRG	11.56 -	11.17 -	- -				
3	Vails, Nelson Alexandre, Marcelo O.	USA ARG	11.33 -	12.07 -	- -				
4	Sakamoto, Tsutomu Tucker, Kenrick	JPN AUS	11.20 -	- 11.51	11.26 -				

Sprint Semi-Final/Aug.02					Vitesse Demi-finale/02Aout				
HEAT SERIE	NAME	CTRY	1 RD.	2 RD.	3 RD.	HEAT SERIE	NAME	CTRY	200 M
1	Gorski, Mark Bakamoto, Tsutomu	USA JPN	11.17 -	10.74 -	- -				
2	Vemet, Philippe Vails, Nelson	FRA USA	- 10.93	- 10.86	- -				

Sprint Final/Aug.03					Vitesse Finale/03Aout				
RANK RANG	NAME	CTRY	1 RD.	2 RD.	3 RD.	RANK RANG	NAME	CTRY	200 M
1	Gorski, Mark	USA	10.49	10.95	-				
2	Vails, Nelson	USA	-	-	-				
3	Sakamoto, Tsutomu	JPN	11.06	11.03	-				
4	Vernet, Philippe	FRA	*	-	-				
5	Bcheller, Gerhard	FRG	11.36	-	-				
6	Alexandre, Marcelo O.	ARG	-	-	-				
7	Tucker, Kenrick	AUS	-	-	-				
8	Schmidtke, Fredy	FRG	-	-	-				

RELEGATED/DECLASSE

4000 M Individual Pursuit Elimination/ July 30							4000 m poursuite individuelle Eliminatoire/30 Juil										
HEAT SERIE	RANK RANG	NAME	CTRY	1000 M	2000 M	3000 M	4000 M	KM/H	HEAT SERIE	RANK RANG	NAME	CTRY	1000 M	2000 M	3000 M	4000 M	KM/H
10	1	Hegg, Steve	USA	1:11.06	2:18.21	3:28.17	4:35.57	52.255									
15	2	Pascal, Robert	FRA	1:12.54	2:24.05	3:35.28	4:46.51	50.260									
9	3	Nitz, Leonard Harvey	USA	1:12.57	2:23.18	3:34.63	4:46.99	50.175									
17	4	Pedersen, Joergen V.	DEN	1:12.98	2:24.06	3:35.58	4:48.42	49.927									
17	5	Golz, Rolf	FRG	1:12.88	2:23.07	3:35.70	4:48.55	49.904									
7	6	Woods, Dean	AUS	1:12.40	2:24.28	3:37.00	4:49.51	49.739									
16	7	Calovi, Roberto	ITA	1:17.20	2:27.86	3:38.84	4:49.89	49.674									
9	8	Grenda, Michael	AUS	1:12.36	2:24.51	3:37.21	4:51.46	49.406									
12	9	Ceyssens, Rudi	BEL	1:12.33	2:24.61	3:38.35	4:51.51	49.397									
13	10	Nijdam, Jelle	HOL	1:13.93	2:25.73	3:37.99	4:51.77	-									
11	11	Wallace, Shaun	GBR	1:16.94	2:27.12	3:38.22	4:51.91	49.331									
11	12	Mueller, Joerg	SUI	1:13.43	2:25.05	3:38.19	4:52.57	49.218									

HEAT SERIE	RANK RANG	NAME	CTRY	1000 M	2000 M	3000 M	4000 M	KM/H
16	13	Stieda, Alex	CAN	1:13.42	2:26.10	3:39.69	4:54.28	48.932
2	14	Garcia, Gonzalez Caries	URU	1:12.34	2:25.73	3:40.57	4:54.37	48.918
8	15	Cuff, Anthony	NZL	1:13.24	2:26.80	3:41.11	4:55.06	48.803
5	16	Curuchet, Gabriel O.	ARG	1:12.88	2:26.17	3:40.05	4:55.07	48.801
6	17	Trevisiol, Gary	CAN	1:15.58	2:27.71	3:42.24	4:57.01	48.483
14	18	Larsen, Henning	DEN	1:15.37	2:29.23	3:44.34	4:58.17	-
14	19	Colombo, Maurizio C.	ITA	1:15.02	2:28.46	3:43.64	4:59.72	-
4	20	Wackstrom, Sixten	FIN	1:14.48	2:27.87	3:43.34	4:59.94	48.009
12	21	Joho, Stephan	SUI	1:15.13	2:30.88	3:45.17	5:00.30	47.952
3	22	Fischer, Hans	BRA	-	-	-	5:00.47	47.924
6	23	Palacios, William	COL	1:16.01	2:30.27	3:46.69	5:01.17	47.813
5	24	Krenauer, Karl	AUT	1:14.84	2:27.40	3:43.33	5:01.18	47.811
13	25	Louvel, Eric	FRA	1:13.41	2:28.34	3:44.32	5:01.52	-
2	26	Bent, Steve	GBR	1:16.21	2:30.56	3:45.97	5:02.17	47.655
4	27	Vera, Fernando	CHI	1:14.09	2:27.81	3:44.55	5:02.53	47.598
8	28	Jaramillo, Balbino		1:15.93	2:30.68	3:46.69	5:04.12	47.349
1	29	Panton, Diomedes	PHI	1:18.30	2:33.51	3:53.33	5:14.27	45.820
10		Caino, Pedro Omar	ARG	1:14.24	2:25.12	3:36.41	OVT	
3		Hsu, Chin-Te	TPE	-	-	-	OVT	
7		Cuevas, Eduardo	CHI	-	-	-	OVT	
15		Wittenbom, Ingo	FRG	1:12.57	2:26.20	3:40.93	OVT	

4000 M Individual Pursuit 1/8Final/July31				4000 m poursuite individuelle 1/8finale/31Juil				
HEAT SERIE	RANK RANG	NAME	CTRY	1000 M	2000 M	3000 M	4000 M	KM/H
1	1	Grenda, Michael	AUS	1:13.12	2:25.17	3:37.54	4:48.99	49.828
2	2	Ceyssens, Rudi	BEL	1:12.77	2:24.28	3:36.78	4:49.53	49.735
2	2	Calovi, Roberto	ITA	1:15.61	2:26.12	3:37.74	4:50.11	49.636
1	1	Nijdam, Jelle	HOL	1:13.26	2:23.31	3:34.55	4:46.78	50.212
3	1	Woods, Dean	AUS	1:11.29	2:20.34	3:34.86	4:43.72	50.754
2	2	Wallace, Shaun	GBR	1:13.53	2:24.96	3:37.80	4:50.80	49.518
4	1	Golz, Rolf	FRG	1:11.27	2:20.79	3:31.33	4:42.63	50.950
2	2	Mueller, Joerg	SUI	1:14.14	2:25.44	3:39.00	4:53.07	49.135
5	1	Pedersen, Joergen V.	DEN	1:13.52	2:25.33	3:36.58	4:45.34	50.466
2	2	Stieda, Alex	CAN	1:13.82	2:26.57	3:37.88	4:51.75	49.357
6	1	Nitz, Leonard Harvey	USA	1:14.94	2:25.48	3:35.46	4:44.97	50.531
2	2	Garcia, Gonzalez Carlos	URU	1:14.24	2:26.98	3:40.99	4:53.72	49.026
7	1	Pascal, Robert	FRA	1:14.01	2:25.46	3:37.50	4:47.94	50.010
2	2	Cuff, Anthony	NZL	1:13.79	2:25.94	3:39.15	4:50.49	49.571
8	1	Hegg, Steve	USA	1:13.26	2:22.34	3:31.53	4:40.26	51.380
2	2	Curuchet, Gabriel O	ARG	1:12.46	2:23.49	3:36.11	4:51.04	49.477

4000 M Individual Pursuit 1/4Final/July31				4000 m poursuite individuelle 1/4 finale/31 Juil			
HEAT SERIE	NAME	CTRY	1000 M	2000 M	3000 M	4000 M	KM/H
1	Nitz, Leonard Harvey	USA	1:12.81	2:22.88	3:33.50	4:43.98	50.707
	Pedersen, Joergen V.	DEN	1:12.36	2:22.73	3:34.33	4:46.65	50.235
2	Woods, Dean	AUS	1:13.19	2:24.75	3:37.12	4:48.04	49.993
	Nijdam, Jelle	HOL	1:14.07	2:26.45	3:38.87	4:52.98	49.150
3	Golz, Rolf	FRG	1:11.59	2:19.05	3:28.58	4:37.70	-
	Pascal, Robert	FRA	-	-	-	-	OVT
4	Hegg, Steve	USA	1:11.60	2:20.20	3:29.59	4:37.10	51.966
	Grenda, Michael	AUS	-	-	-	-	OVT

4000 M Individual Pursuit Semi-Final/ Aug. 01				4000 m poursuite individuelle Demi-finale/01Aout			
HEAT SERIE	NAME	CTRY	1000 M	2000 M	3000 M	4000 M	KM/H
1	Golz, Rolf	FRG	-	-	-	-	-
	Nitz, Leonard Harvey	USA	-	-	-	-	OVT
2	Hegg, Steve	USA	1:12.54	2:21.60	3:33.04	4:47.07	50.161
	Woods, Dean	AUS	1:12.00	2:22.78	3:37.48	4:55.02	48.810



# Cycling

# Cyclisme

## 4000 M Individual Pursuit Final / Aug. 01

## 4000 m pour suite individuelle Finale / 01 Aout

HEAT	RANK	NAME	CTRY	1000 M	2000 M	3000 M	4000 M	KM/H
SERIE	RANG							
FOR THIRD PLACE / POUR LA TROISIEME PLACE								
1	2	Woods, Dean	AUS	1:12.60	2:22.16	3:33.57	4:44.08	50.689
	1	Nitz, Leonard Harvey	USA	1:14.19	2:22.95	3:33.78	4:44.03	50.698
FOR FIRST PLACE / POUR PREMIERE PLACE								
2	2	Golz, Rolf	FRG	1:10.47	2:18.45	3:31.91	4:43.82	50.736
	1	Hegg, Steve	USA	1:10.99	2:18.96	3:28.71	4:39.35	51.548

## 4000 M Individual Pursuit Final / Aug. 01

## 4000 m pour suite individuelle Finale / 01 Aout

RANK	NAME	CTRY	1000 M	2000 M	3000 M	4000 M	KM/H
RANG							
1	Hegg, Steve	USA	1:10.99	2:18.96	3:28.71	4:39.35	51.548
2	Golz, Rolf	FRG	1:10.46	2:18.45	3:31.91	4:43.82	50.736
3	Nitz, Leonard Harvey	USA	1:14.19	2:22.95	3:33.78	4:44.03	50.698
4	Woods, Dean	AUS	1:12.60	2:22.16	3:33.57	4:44.08	50.689
POSITIONS 5 TO / AU 16							
5	Pedersen, Joergen V.	DEN					
6	Nijdam, Jelle	HOL					
7	Pascal, Robert	FRA					
8	Grenda, Michael	AUS					
9	Ceyssens, Rudi	BEL					
10	Calovi, Roberto	ITA					
11	Cuff, Anthony	NZL					
12	Wallace, Shy	GBR					
13	Curuchet, Gabriel O.	ARG					
14	Shieda, Alex	CAN					
15	Mueller, Joerg	SUI					
16	Garcia, Gonzalez Carlos	URU					

## Points Race Elimination Race No : 1 / July 31

## Course aux points Eliminatoire course no : 1 / 31 Juil

The first 12 riders qualify for the final /  
Les 12 premiers coureurs se qualifient pour la finale

RANK	NAME	CTRY	LAPS DOWN	POINTS
RANG			TOURS EN RETARD	
1	Soerensen, Brian Holm	DEN	0	37
2	Curuchet, Juan Esteban	ARG	1	35
3	Fowler, Brian	NZL	0	24
4	Clarke, Glenn	AUS	2	20
5	Martinello, Silvio	ITA	1	13
6	Curran, Paul	GBR	2	13
7	Palacios, William	COL	1	11
8	Trevisiol, Gary	CAN	1	10
9	Messerschmidt, Uwe	FRG	2	10
10	Ilegems, Roger	BEL	1	9
11	Louvel, Eric	FRA	2	9
12	Joho, Stephan	SUI	2	8
13	Zellhofer, Kurt	AUT	2	6
14	Fischer, Hans	BRA	2	5
15	Sate, Hitoshi	JPN	2	2
16	Van Haute, Danny	USA	2	2
17	Aldrige, Peter	JAM	2	1
18	Asuncion, Deogracias	PHI	2	0
19	Munoz, Roberto	CHI	2	0
	Games, Hayden	ANT		NP
	Lee, Fu-Hsiang	TPE		NP
	Wilson, Clyde	BER		NP
	Myrskylainen, Kari	FIN		NP
	Toussaint, Randolph	GUY		NP
	Rios, Salvador	MEX		NP
	Samuel, Gene	TRI		NP

## Points Race Elimination Race No: 2 / Aug. 01

## Course aux points Eliminatoire course no : 2 / 01 Aout

The first 12 riders qualify for the final /  
Les 12 premiers coureurs se qualifient pour la finale

RANK	NAME	CTRY	LAPS DOWN	POINTS
RANG			TOURS EN RETARD	
1	Mueller, Joerg	SUI	0	14
2	Youshimatz, Jose Manuel	MEX	0	8
3	Garcia, Didier	FRA	0	6
4	Jaramillo, Balbino	COL	0	4
5	Marcussen, Michael	DEN	1	26
6	Stieda, Alex	CAN	1	23
7	Haedo, Juan Carlos	ARG	1	19
8	Wallace, Shaun	GBR	1	18
9	Ceyssens, Rudi	BEL	1	17

RANK	NAME	CTRY	LAPS DOWN	POINTS
RANG			TOURS EN RETARD	
10	Donike, Manfred	FRG	1	16
11	Van Egmond, Derk Jan	HOL	1	15
12	Alloccho, Stefano	ITA	1	12
13	Miller, Graeme	NZL	1	10
14	Whitehead, Mark	USA	1	9
15	Kuwazawa, Akio	JPN	1	8
16	Droguett, Miguel	CHI	1	4
17	Garcia, Gonzalez Carlos	URU	1	4
18	West, Gary	AUS	1	3
19	Popp, Paul	AUT	1	3
20	Pagarigan, Edgardo	PHI	1	1
21	Richmond, Aubrey	GUY	2	0
	Hughes, Elisha	ANT		AB
	Moodie, Ernest	CAY		AB
	Stanley, Ian	JAM		AB
	Hedgren, Harri	FIN		NP

## Points Race Final / Aug. 03

## Course aux points Finale / 03 Aout

RANK	NAME	CTRY	LAPS DOWN	POINTS
RANG			TOURS EN RETARD	
1	Ilegems, Roger	BEL	0	37
2	Messerschmidt, Uwe	FRG	0	15
3	Youshimatz, Jose Manuel	MEX	1	29
4	Mueller, Joerg	SUI	1	23
5	Curuchet, Juan Esteban	ARG	1	20
6	Clarke, Glenn	AUS	1	13
7	Fowler, Brian	NZL	1	12
8	Van Egmond, Derk Jan	HOL	2	56
9	Marcussen, Michael	DEN	2	21
10	Stieda, Alex	CAN	2	17
11	Ceyssens, Rudi	BEL	2	16
12	Garcia, Didier	FRA	2	13
13	Jaramillo, Balbino	COL	2	12
14	Alloccho, Stefano	ITA	2	11
15	Palacios, William	COL	2	9
16	Martinello, Silvio	ITA	2	8
17	Soerensen, Brian Holm	DEN	3	12
18	Trevisiol, Gary	CAN	3	10
19	Donike, Manfred	FRG	3	3
20	Haedo, Juan Carlos	ARG	3	1
21	Wallace, Shaun	GBR	3	1
22	Curran, Paul	GBR	4	13
	Louvel, Eric	FRA		AB
	Joho, Stephan	W I		EL

TIME/TEMPS = 1:03.41  
AVERAGE SPEED / MOYENNE = 47.102 KM/H

## 4000 M Team Pursuit Elimination / Aug. 02

## 4000 m pour suite equipe Eliminatoire / 02 Aout

RANK	CTRY	NAME	1000 M	2000 M	3000 M	1000 M	KM/H
RANG							
1	ITA	Amadio, Roberto Brunelli, Massimo Colombo, Maurizio C. Martinello, Silvio	1:09.36	2:14.87	3:21.31	4:28.47	53.637
2	AUS	Grenda, Michael Nichols, Kevin Turtur, Michael Woods, Dean	1:08.88	2:15.58	3:22.83	4:28.79	53.573
3	FRG	Alber, Reinhard Golz, Rolf Gunther, Roland Marx, Michael	1:07.69	2:13.44	3:20.66	4:28.97	53.537
4	DEN	Frost, Dan Marcussen, Michael Pedersen, Joergen V. Soerensen, Brian Holm	1:10.94	2:16.96	3:23.57	4:29.79	53.374
5	USA	Emery, Brent Hegg, Steve McDonough, R. Patrick Nitz, Leonard Harvey	1:12.16	2:20.10	3:25.03	4:29.92	53.349
6	FRA	Garcia, Didier Louvel, Eric Patie, Pascal Pascal, Robert	1:09.91	2:15.45	3:22.04	4:30.34	53.266
7	BEL	Ceyssens, Rudi Ilegems, Roger Roes, Peter Smeets, Joseph	1:09.86	2:16.47	3:23.49	4:31.20	53.097
8	SUI	Huwylar, Daniel Ledermann, Hans Maerki, Hansruedi Mueller, Joerg	1:11.18	2:17.26	3:24.34	4:31.86	52.968
9	ARG	Caino, Pedro Omar Curuchet, Gabriel O. Curuchet, Juan Esteban Trillini, Eduardo W.	1:11.72	2:18.35	3:24.52	4:32.25	52.892
10	HOL	Elshof, Rafael Moorman, Rik Nijdam, Jelle Van Der Hulst, Marco	1:09.10	2:16.15	3:23.78	4:33.45	52.660



RANK	CTRY	NAME	1000 M	2000 M	3000 M	4000 M	KM/H
11	JPN	Kuwazawa, Akio Okada, Harumitsu Sarudate, Mitsugi Tsumuraya, Yoshihiro	1:10.01	2:16.75	3:25.74	4:34.39	52.480
12	GBR	Bent, Steve Curran, Paul Noble, Mark Timmis, Adrian	1:09.56	2:16.83	3:25.76	4:36.74	52.034
13	NZL	Adair, Craig Cuff, Anthony Fowler, Brian Miller, Graeme	1:12.08	2:20.89	3:29.00	4:37.57	51.878
14	CHI	Aquea, Lino Cuevas, Eduardo Droguett, Miguel Vera, Fernando	1:10.67	2:19.23	3:29.49	4:38.57	51.692

**4000 M Team Pursuit Quarter-Final/Aug.02**      **4000 m poursuite equipe Quarts de finale/02 Aout**

RANK	CTRY	NAME	1000 M	2000 M	3000 M	4000 M	KM/H
1	DEN	Frost, Dan Marcussen, Michael Pedersen, Joergen V. Soerensen, Brian Holm	1:10.40	2:15.13	3:20.49	4:25.16	54.306
	USA	Emery, Brent Hegg, Steve Mc Donough, R. Patrick Nitz, Leonard Harvey	1:10.84	2:16.01	3:20.09	4:25.15	54.308
2	FRB	Alber, Reinhard Golz, Rolf Gunther, Roland Marx, Michael	1:08.06	2:13.94	3:21.73	4:28.04	53.723
	FRA	Garcia, Didier Louvel, Eric Pottier, Pascal Pascal, Robert	1:09.68	2:15.98	3:23.28	4:30.28	53.278
3	AUS	Grenda, Michael Nichols, Kevin Turtur, Michael Woods, Dean	1:09.84	2:16.82	3:23.33	4:30.19	53.295
	BEL	Ceyskens, Rudi Ilegems, Roger Roes, Peter Smeets, Joseph	1:09.52	2:16.55	3:23.51	4:31.53	53.032
4	ITA	Amadio, Roberto Brunelli, Massimo Colombo, Maurizio C. Martinello, Silvio	1:09.19	2:13.21	3:18.69	4:25.07	54.325
	SUI	Huwylar, Daniel Ledermann, Hans Maerki, Hansruedi Mueller, Joerg	1:09.31	2:14.41	3:21.35	4:30.47	53.240

**4000 M Team Pursuit Semi-Final/Aug03**      **4000 m poursuite equipe Demi-finale/03Aout**

HEAT	RANK	CTRY	NAME	1000 M	2000 M	3000 M	4000 M	KM/H
1	1	USA	Grylls, David Hegg, Steve Mc Donough, R. Patrick Nitz, Leonard Harvey	-	-	-	-	-
	2	FRG	Alber, Reinhard Golz, Rolf Gunther, Roland Marx, Michael	-	-	-	-	OVT
2	2	ITA	Amadio, Roberto Brunelli, Massimo Colombo, Maurizio C. Martinello, Silvio	1:10.26	2:14.61	3:19.83	4:25.12	54.315
	1	AUS	Grenda, Michael Nichols, Kevin Turtur, Michael Woods, Dean	1:08.53	2:13.77	3:18.97	4:23.56	54.636

**4000 M Team Pursuit Final/Aug03**      **4000 m poursuite equipe Finale/03Aout**

RANK	CTRY	NAME	1000 M	2000 M	3000 M	4000 M	KM/H
1	AUS	Grenda, Michael Nichols, Kevin Turtur, Michael Woods, Dean	1:09.13	2:14.66	3:20.64	4:25.99	54.137
2	USA	Grylls, David Hegg, Steve Mc Donough, R. Patrick Nitz, Leonard Harvey	1:10.33	2:15.13	3:21.91	4:29.85	53.362

RANK	CTRY	NAME	1000 M	2000 M	3000 M	4000 M	KM/H
3	FRG	Alber, Reinhard Golz, Rolf Gunther, Roland Marx, Michael	1:08.00	2:12.09	3:18.58	4:25.60	54.216
4	ITA	Amadio, Roberto Brunelli, Massimo Colombo, Maurizio C. Martinello, Silvio	1:10.55	2:14.67	3:20.79	4:26.90	53.952
5	DEN		4:25.16	10	HOL	4:33.45	
6	FRA		4:30.28	11	JPN	4:34.39	
7	SUI		4:30.47	12	GBR	4:36.74	
8	BEL		4:31.53	13	NZL	4:37.57	
9	ARG		4:32.25	14	CHI	4:38.57	

**Men/Individual Road Race 190.2 Km Lap 12 Final/July 29**      **Hombres/epreuve sur route 190.2 km Tour 12 final/29 Juil**

RANK	NAME	CTRY	TIME	KM/H	NAME	CTRY	TIME
1	Grewal, Alexi	USA	4:59:57	38.	Renau, Wernell	BIZ	
2	Bauer, Steve	CAN	G		Harvey, Pierre	CAN	AB
3	Lauritzen, Dag Otto	NOR	+0:21		Masson, Alain	CAN	AB
4	Saether, Morten	NOR	G		Dibben, David	CAY	AB
5	Phinney, Davis	USA	+1:19		Ebanks, Alfred	CAY	AB
6	Rogers, Thurlow	USA	G		Merren, Craig	CAY	AB
7	Ropret, Bojan	YUG	G		Wint, Aldyn	CAY	AB
8	Mora, Nestor	COL	G		Aravena, Manuel	CHI	AB
9	Kiefel, Ronald	USA	+1:43		Munoz, Roberto	CHI	AB
10	Trinkler, Richard	SUI	G		Ayissi, Alain	CMR	AB
11	Alcala, Raul	MEX	G		Kono, Joseph	CMR	AB
12	Maurer, Stefan	SUI	+3:37		Ntep, Dieudonne	CMR	AB
13	Volpi, Alberto	ITA	+4:10		Siani, Thomas	CMR	AB
14	Christiansson, Per	SWE	G		Arango, Rogelio	COL	AB
15	Wechselberger, Helmut	AUT	G		Agrotis, Spyros	CYP	AB
16	Campos, Enrique	VEN	G		Byriel, Ole	DEN	AB
17	Ramos, Luis	MEX	+6:14		Lilholt, Soeren	DEN	AB
18	Fowler, Brian	NZL	+6:48		Dominguez, Manuel Jorge	ESP	AB
19	Early, Martin	IRL	G		Indurain, Miguel	ESP	AB
20	Kvalsvoll, Atle	NOR	G		Sanchis, Jose Salvador	ESP	AB
21	Parra, Fabio	COL	G		Hedgren, Harri	FIN	AB
22	Freienstein, Thomas	FRG	+7:51		Carlin, Claude	FRA	AB
23	Antequera, Francisco	ESP	+11:30		Prlizzari, Denis	FRA	AB
24	Pedersen, Per Johnny	DEN	+11:46		Kappes, Andreas	FRG	AB
25	Myrjalainen, Kari	FIN	G		Bell, Mark	GBR	AB
26	Wahlqvist, Lars	SWE	G		Martin, Neil	GBR	AB
27	Kimmage, Paul	IRL	G		Sanders, Peter	GBR	AB
28	Amardeilh, Daniel	FRA	G		Webster, Darryl	GBR	AB
29	Bouvatier, Philippe	FRA	G		Kanellopoulos, Kanellos	GRE	AB
30	Nilsson, Kjell	SWE	G		Kelesidis, Ilias	GRE	AB
31	Hannus, Harry	FIN	G		Toussaint, Randolph	GUY	AB
32	Brykt, Stefan	SWE	G		Choy, Yiu-Chung	HKG	AB
33	Garneau, Louis	CAN	+15:30		Hung, Chung-Yam	HKG	AB
34	Zellhofer, Kurt	AUT	G		Law, Siu-On	HKG	AB
35	Cerin, Primoz	YUG	G		Leung, Hung-Tak	HKG	AB
36	Stadler, Achim	FRG	G		Daams, Johannes	HOL	AB
37	Cox, Stephen	NZL	G		Poels, Antonius	HOL	AB
38	Wackstrom, Patrick	FIN	G		Verhoeven, Nicolaas	HOL	AB
39	Thomson, Gary	IRL	G		Colage, Stefano	ITA	AB
40	Eriksen, Kim Jolin	DEN	G		Pagnin, Roberto	ITA	AB
41	Stauff, Werner	FRG	+18:04		Piccolo, Renato	ITA	AB
42	Pavlic, Jure	YUG	G		Murdock, Lorenzo	JAN	AB
43	Downey, Seamus	IRL	G		Kim, Chul-Seok	KOR	AB
44	Van Poppel, Jean-Paul	HOL	+22:20		Lee, Jin-Ok	KOR	AB
45	Takahashi, Matsuyoshi	JPN	G		Shin, Dea-Cheul	KOR	AB
46	Cuderman, Marko	YUG	G		Arslanian, Sirop	LIB	AB
47	Rios, Salvador	MEX	G		Afandi, Mustapha	MAR	AB
48	Park, Se-Yong	KOR	G		Benbouilla, Brahim	MAR	AB
49	Traxler, Johann	AUT	G		Rhaili, Ahmed	MAR	AB
50	Leslie, Jeff	AUS	G		Chimwaza, Dyton	MAW	AB
51	Correa, Fernando	VEN	G		Kaswanga, Daniel	MAW	AB
52	Jaramillo, Carlos M.	COL	G		Nayeja, George	MAW	AB
53	Tenn, Arthur	JAM	G		Yusuf, Amadu	MAW	AB
54	Najjari, Mustapha	MAR	+22:30		Rios, Jesus	MEX	AB
55	Lynch, Michael	AUS	+27:05		Odegaard, Hans Petter	NOR	AB
	Biera, Luis Alberta	ARG	AB		Sumich, Roger	NZL	AB
	Trowell, Gary	AUS	AB		Zavaleta, Ramon	PER	AB
	Watters, Elliot	AUS	AB		Rivera, Ramon	PUR	AB
	Popp, Paul	AUT	AB		Abdullah, A.Al-Shaye	SAU	AB
	Bomans, Carlo	BEL	AB		Alabsi, Hasan	SAU	AB
	Van Sweevelt, Ronny	BEL	AB		Alghazawi, Ali	SAU	AB
	Verleyen, Frank	BEL	AB		Alshanjiti, Mohammed	SAU	AB
	Ford, John	BER	AB		Casadei, Maurizio	SMR	AB
	Godfrey, Earl	BER	AB		Imboden, Heinz	SUI	AB
	Wilson, Clyde	BER	AB		Wiss, Benno	SUI	AB
	Chavarria, Joslyn	BIZ	AB		Mukasa, Muharud	UGA	AB
	Coye, Warren	BIZ	AB		Buule, Ernest	UGA	AB
	Gillitt, Lindford	BIZ	AB				

**100 Km Team Time Trial Aug 05**      **100 km epreuve par equipe 05 Aout**

RANK	CTRY	NAME	25KM	50KM	75KM	100KM
1	ITA	Bartalini, Marcello Giovannetti, Marco Poli, Eros Vandelli, Claudio	29.28	0:58:42	1:28:40	1:58:28
2	SUI	Acherman, Alfred Trinkler, Richard Vial, Laurent-P. Wiss, Benno	29.48	0:59:42	1:30:42	2:02:38

RANK	CTRY	NAME	25KM	50KM	75KM	100KM
RANG						
3	USA	Kiefel, Ronald Knickman, Roy Phinney, Davis Weaver, Andrew	30:01	1:00:49	1:32:06	2:02:57
4	HOL	Alberts, Johan Breukink, Erik Ducrot, Martinus Jakobs, Gert	30:22	1:01:20	1:33:19	2:04:46
5	SWE	Asplund, Bengt Christiansson, Per Knutsson, Magnus Larsson, Hakan	30:29	1:01:40	1:33:32	2:05:07
6	FRA	Bernard, Jean Francois Bouvatier, Philippe Marie, Thierry Prizzari, Denis	30:47	1:01:30	1:33:28	2:05:31
7	DEN	Carlsen, John Eriksen, Kim Jolin Jensen, Lars Erik Lilholt, Soeren	30:21	1:01:17	1:33:26	2:05:51
8	GBR	Poulter, Steve Reynolds, Keith Sanders, Peter Webster, Darryl	30:38	1:01:22	1:33:04	2:05:55
9	YUG	Bulic, Bruno Cerin, Primoz Lampic, Janez Ropret, Bojan	31:01	1:01:40	1:33:44	2:07:05
10	NOR	Hopen, Dag Odegaard, Hans Patter Raunehaug, Arnstein Saether, Morten	30:19	1:02:18	1:35:01	2:08:08
11	AUT	Krenauer, Karl Lienhart, Johann Muckenhuber, Peter Wechselberger, Helmut	31:11	1:02:42	1:35:29	2:08:15
12	FRG	Bolts, Hartmut Freienstein, Thomas Grone, Bernd Maue, Michael	30:50	1:02:20	1:35:19	2:08:17
13	FIN	Hannus, Harry Myrskylainen, Kari Wackstrom, Patrick Wackstrom, Sixten	31:27	1:03:21	1:36:12	2:09:44
14	CAN	Harvey, Pierre Masson, Alain Puffer, Robert Willock, Martin	30:34	1:02:03	1:34:59	2:10:20
15	AUS	Leslie, Jeff Lynch, Michael Trowell, Gary Watters, Elliot	31:47	1:03:45	1:37:46	2:10:52
16	IRL	Cassidy, Philip Early, Martin Kimmage, Paul Thomson, Gary	32:00	1:04:06	1:38:19	2:13:16
17	MEX	Alcala, Raul Enriquez, Felipe Gutierrez, Guillermo Munoz, Cuauhtemoc	30:54	1:02:37	1:36:23	2:15:37
18	BRA	Alvaristo, Gilson Braga, Jair Ferraro, Renan Mazzaron, Marcos	33:03	1:06:46	1:42:04	2:17:24
19	HKG	Choy, Yiu-Chung Hung, Chung-Yam Law, Siu-On Leung, Hung-Tak	32:49	1:06:05	1:41:25	2:17:25
20	KOR	Cho, Gun-Hang Jang, Yun-Ho Kim, Chul-Seok Lee, Jan-Ok	32:23	1:06:02	1:41:28	2:17:34
21	CHN	Han, Shuxiang Liu, Fu Wang, Wanqiang Zeng, Bo				

RANK	CTRY	NAME	25KM	50KM	75KM	100KM
RANG						
22	CAY	Dibben, David Ebanks, Alfred Merren, Craig Wint, Aldyn	34:40	1:10:15	1:46:51	2:22:49
23	CMR	Ayissi, Alain Feutsa, Lucas Kono, Joseph Ntep, Dieudonne	34:39	1:09:56	1:47:02	2:25:26
24	SAU	Alabsi, Hasan Alsaleh, Ahmed Alshaqiti, Mohammed Moqbil, Rajab	36:27	1:14:12	1:51:00	2:28:28
25	BIZ	Chavarria, Joslyn Cove, Warren Cutkelvin, Kurk Dawson, Merlyn	37:37	1:15:42	1:55:27	2:36:55
26	MAN	Chimwaza, Dyton Kaswanga, Daniel Nayeja, George Yusufu, Amadu	38:11	1:17:14	1:57:48	2:37:32
	MAR	Afandi, Mustapha Benbouilla, Brahim Najari, Mustapha Rhailli, Ahmed	NP			

AVERAGE SPEED OF 1ST TEAM (ITALY) - 50.647 KM/H  
MOYENNE DE LA 1ERE EQUIPE (ITALIE) - 50.647 KM/H





## Equestrian Sports / Sports équestres

### Officials

#### Federation Equestre Internationale (FEI)

President/president	H.R.H. Prince Philip (GBR)
Secretary-General/secretaire-general	Fritz Widmer (SUI)
Technical Delegates/delegates techniques	E.B. "Pip" Graham(CAN)
	93-Day)/(trois jours)
	Arno Gego(FRG)
	(Jumping)/(saute)
	Dr.H.Fernandez(ARG)
	(Veterinary)/(veterinaire)

#### LAOOC Administrative Staff/Personnel Administratif de LAOOC

Commissioner/commissaire	Mike Morphy
Competition Director/ directeur du competition	Alan Balch
Venue Manager/manager de la venue	Ray Rogers

### Participants/Participants

Women Femmes	Competitors Competiteurs	Countries Pays	Men Hommes	Competitors Competiteurs	Countries Pays
Three-Day Event/concours complet	17	9	Three-Day Event/concours complet	31	15
Dressage/dressage	27	17	Dressage/dressage	16	10
Jumping/sauts d'obstacles	3	2	Jumping/sauts d'obstacles	67	19


### Legend/Legende

*	not counted in team score/non compté dans le score de l'équipe
B, C, E, H, M	judges position/positions des juges

Santa Anita Park,  
Arcadia (33,500)









Equestrian Sports

Sports équestres

Three-Day Event - Dressage Test				Concours complet-dressage			
Individual Classific./July30				Classement individuel/30Juil			
RANK	CTRY	NAME	HORSE	JUDGES/JUGES			PENALTIES
RANG			CHEVAL	H	C	M	ERREURS DRESSAGE
1	SUI	Schmutz, Hansueli	ORAN	163.0	179.0	179.0	0.00
2	USA	Davidson, Bruce	J.J.BABU	164.0	162.0	149.0	0.00
3	USA	Stives, Karen	BENARTHUR	157.0	147.0	170.0	0.00
4	NZL	Todd, Mark	CHARISMA	173.0	147.0	142.0	0.00
5	FRA	Morvillers, Pascal	GULLIVER "B"	152.0	153.0	152.0	0.00
6	SWE	Petterson, Michael	UP TO DATE	141.0	159.0	150.0	0.00
7	GBR	Holgate, Virginia	PRICELESS	154.0	147.0	137.0	0.00
8	GBR	Stark, Jan	OXFORD BLUE	158.0	146.0	134.0	0.00
9	FRG	Erhorn, Claus	FAIR LADY	152.0	136.0	150.0	0.00
10	SWE	Jonsson, Jan	ISOLDE	151.0	145.0	136.0	0.00
11	USA	Fleischmann, Torrance	FINVARRA	155.0	147.0	130.0	0.00
12	FRA	Duroy, Marie Christ.	HARLEY	150.0	140.0	139.0	0.00
13	BER	Gray, Peter	COUNTS BEST	143.0	147.0	134.0	0.00
14	ITA	Ambrosione, Bartolo	BRICK	139.0	141.0	141.0	0.00
15	ITA	Checconi, Mauro	SPEY CAST BOY	143.0	140.0	135.0	0.00
16	USA	Plumb, J. Michael	BLUE STONE	146.0	134.0	134.0	0.00
17	SWE	Breisner, Goran	BOBALONG	145.0	139.0	129.0	0.00
18	FRG	Tesdorpf, Burkhard	FREEDOM	149.0	146.0	124.0	2.00
19	FRA	Nion, Daniel	GEROME "A"	142.0	134.0	132.0	0.00
20	NZL	Hamilton, Mary	WHIST	147.0	126.0	131.0	0.00
21	CAN	Tarves, Edie	MANDRAKE	147.0	131.0	124.0	0.00
22	GBR	Green, Lucinda	REGAL REALM	152.0	129.0	120.0	0.00
23	MEX	Suarez, Salvador	CHUVISCAR	138.0	138.0	124.0	0.00
24	AUS	Hoy, Andrew	DAVEY	134.0	129.0	132.0	0.00
25	SWE	Persson, Christian	JOEL	144.0	126.0	121.0	0.00
26	FRG	Hogrefe, Dietmar	FOLIANT	146.0	124.0	130.0	2.00
27	MEX	Redon, Juan	GRIS	135.0	144.0	109.0	0.00
28	FRG	Overesch, Bettina	PEACETIME	134.0	139.0	115.0	0.00
29	AUS	Bennett, Mervyn	REGAL REIGN	134.0	132.0	121.0	0.00
30	ITA	Sciocchetti, Marina	MASTER HUNT	132.0	140.0	113.0	0.00
31	CAN	Plitz, Kelly	DIALADREAM	149.0	129.0	105.0	0.00
32	AUS	Roycroft, Vicki	LOOKING AHEAD	141.0	117.0	125.0	0.00
33	NZL	Bennie, Andrew	JADE	134.0	134.0	105.0	0.00
34	CAN	Ashton, Liz	OSSIAN	129.0	130.0	113.0	0.00
35	GBR	Clapham, Diana	WINDJAMMER	130.0	121.0	119.0	0.00
36	AUS	Roycroft, Wayne	REGAL MONARCH	138.0	110.0	119.0	0.00
37	FRA	Bigot, Armand	JACQUOU DU BOIS	128.0	116.0	116.0	0.00
38	IRL	Wentges, Fiona	BALLYLUSKY	128.0	107.0	122.0	0.00
39	CAN	Griggs, Martha	JACK THE LAD	132.0	103.0	115.0	0.00
40	IRL	Gordon, Sarah	RATHKENNY	130.0	113.0	106.0	0.00
41	IRL	Foster, David	AUGHATORE	127.0	99.0	108.0	0.00
42	ITA	Toia, Geremia	SEMI VALLEY	116.0	120.0	98.0	0.00
43	MEX	Romero, Armando	HOMENAJE	123.0	102.0	107.0	0.00
44	ISV	Rader, Richard	DEUCE	121.0	102.0	107.0	0.00
45	NZL	Nicholson, Andrew	KAHLUA	129.0	99.0	101.0	0.00
46	MEX	Del Castillo, Sandra	ALEGRE	119.0	95.0	100.0	0.00
47	IRL	Tollerton, Margaret	IPI TOMBI	109.0	98.0	74.0	0.00
48	PUR	Watring, Mark	FAIR BESA	115.0	86.0	79.0	0.00

Three-Day Event - Endurance Test Individual Classific./Aug. 01

Three-Day Event - Endurance Test				Concours complet-epreuve de fond					
Individual Classific./Aug. 01				Classement individuel/01 Aout					
RANK	CTRY	NAME	HORSE	DRESSAGE	A	B	C	D	TOTAL
RANG			CHEVAL		JUMP TIME	JUMP TIME	JUMP TIME	JUMP TIME	TOTAL
1	USA	Stives, Karen	BEN ARTHUR	49.20	0	0	0	0	49.20
2	NZL	Todd, Mark	CHARISMA	51.60	0	0	0	0	51.60
3	GBR	Holgate, Virginia	PRICELESS	56.40	0	0	0	0	56.80
4	USA	Fleischmann, Torrance	FINVARRA	57.60	0	0	0	2.8	60.40
5	ITA	Checconi, Mauro	SPEY CAST BOY	60.40	0	0	0	1.6	62.00
6	FRA	Morvillers, Pascal	GULLIVER "B"	52.60	0	0	0	10.4	63.00
7	GBR	Stark, Ian	OXFORD BLUE	56.40	0	0	0	7.2	63.60
8	GBR	Green, Lucinda	REGAL REALM	63.80	0	0	0	0	63.80
9	USA	Plumb, J. Michael	BLUE STONE	61.20	0	0	0	5.2	66.40
10	ITA	Sciocchetti, Marina	MASTER HUNT	67.00	0	0	0	0	67.00
11	USA	Davidson, Bruce	J.J. BABU	49.00	0	0	20	1.2	70.20
12	SUI	Schmutz, Hansueli	ORAN	39.80	0	0	0	12.8	72.60
13	FRG	Hogrefe, Dietmar	FOLIANT	66.00	0	0	0	8.4	74.40
14	AUS	Hoy, Andrew	DAVEY	65.00	0	0	0	10.0	75.00
15	AUS	Bennett, Mervyn	REGAL REIGN	66.60	0	0	0	10.8	77.40
16	FRG	Overesch, Bettina	PEACETIME	66.40	0	0	0	13.2	79.60
17	FRG	Erhorn, Claus	FAIR LADY	56.40	0	0	0	23.6	80.00
18	BER	Gray, Peter	COUNTS BEST	59.20	0	0	0	23.6	82.80
19	FRA	Duroy, Marie Christ.	HARLEY	58.20	0	0	20	7.2	85.40
20	SWE	Jonsson, Jan	ISOLDE	57.60	0	0	0	28.8	86.40
21	FRA	Bigot, Armand	JACQUOU DU BOIS	72.00	0	0	0	15.6	87.60
22	NZL	Hamilton, Mary	WHIST	63.20	0	2.4	0	24.4	90.00
23	AUS	Roycroft, Vicki	LOOKING AHEAD	67.40	0	0	0	23.6	91.00
24	IRL	Gordon, Sarah	RATHKENNY	74.20	0	0	0	20.0	94.20
25	SWE	Breisner, Goran	BOBALONG	61.40	0	0	20	18.0	99.40
26	CAN	Plitz, Kelly	DIALADREAM	67.40	0	0	0	36.0	103.40
27	NZL	Nicholson, Andrew	KAHLUA	78.20	0	1.6	0	25.6	105.40
28	FRA	Nion, Daniel	GEROME "A"	62.40	0	15.2	0	12.4	110.00
29	IRL	Foster, David	AUGHATORE	77.20	0	0	0	42.0	119.20
30	IRL	Wentges, Fiona	BALLYLUSKY	72.60	0	0	20	36.8	129.40
31	SWE	Persson, Christian	JOEL	65.80	0	0	40	38.0	143.80
32	ITA	Ambrosione, Bartolo	BRICK	59.80	0	0	60	26.4	146.20
33	MEX	Del Castillo, Sandra	ALEGRE	81.20	0	4.8	0	72.8	158.80
34	GBR	Clapham, Diana	WINDJAMMER	70.00	0	0	0	35.2	165.20
35	CAN	Tarves, Edie	MANDRAKE	63.60	0	0	40	62.0	165.60
36	SWE	Petterson, Michael	UP TO DATE	54.00	0	0	80	54.8	188.80
37	CAN	Griggs, Martha	JACK THE LAD	74.00	0	2.4	100	18.0	194.40
38	NZL	Bennie, Andrew	JADE	69.40	0	0	80	46.4	195.80
39	CAN	Ashton, Liz	OSSIAN	69.60	0	0	80	51.6	201.20
40	FRG	Tesdorpf, Burkhard	FREEDOM	62.20	0	3.2	100	48.4	213.80
41	MEX	Romero, Armando	HOMENAJE	77.60	0	5.6	220	137.6	440.80

Three-Day Event-Jumping & Final Results Individual Classific./Aug. 03

Three-Day Event-Jumping & Final Results				Concours complet-sauts d'obstacles et classement finale				
Individual Classific./Aug. 03				Classement individuel/03Aout				
RANK	CTRY	NAME	HORSE	DRESSAGE	ENDUR	JUMP	JUMPING	TOTAL
RANG			CHEVAL		FOND		TIME TOTAL	FINAL
1	NZL	Todd, Mark	CHARISMA	51.60	.0	0	.00	51.60
2	USA	Stives, Karen	BEN ARTHUR	49.20	.0	5	5.00	54.20
3	GBR	Holgate, Virginia	PRICELESS	56.40	.4	0	.00	56.80
4	USA	Fleischmann, Torrance	FINVARRA	57.60	2.8	0	.00	60.40
5	FRA	Morvillers, Pascal	GULLIVER "B"	52.60	10.4	0	.00	63.00
6	GBR	Green, Lucinda	REGAL REALM	63.80	.0	0	.00	63.80
7	ITA	Sciocchetti, Marina	MASTER HUNT	67.00	.0	0	.00	67.00
8	ITA	Checconi, Mauro	SPEY CAST BOY	60.40	1.6	5	5.00	67.00
9	GBR	Stark, Ian	OXFORD BLUE	56.40	7.2	5	.00	68.60
10	USA	Plumb, J. Michael	BLUE STONE	61.20	5.2	5	5.00	71.40
11	SUI	Schmutz, Hansueli	ORAN	39.80	32.8	0	.00	72.60
12	FRG	Hogrefe, Dietmar	FOLIANT	66.00	8.4	0	.00	74.40
13	USA	Davidson, Bruce	J.J. BABU	49.00	21.2	5	5.00	75.20
14	FRG	Overesch, Bettina	PEACETIME	66.40	13.2	0	.00	79.60
15	AUS	Hoy, Andrew	DAVEY	65.00	10.0	5	5.00	80.00
16	FRG	Erhorn, Claus	FAIR LADY	56.40	23.6	0	.00	80.00
17	FRA	Duroy, Marie Christ.	HARLEY	58.20	27.2	0	.00	85.40
18	SWE	Jonsson, Jan	ISOLDE	57.60	28.8	0	.00	86.40
19	AUS	Bennett, Mervyn	REGAL REIGN	66.60	10.8	10	10.00	87.40
20	FRA	Bigot, Armand	JACQUOU DU BOIS	72.00	15.6	0	.00	87.60
21	AUS	Roycroft, Vicki	LOOKING AHEAD	67.40	23.6	0	.00	91.00
22	NZL	Hamilton, Mary	WHIST	63.20	26.8	5	3.00	98.00
23	IRL	Gordon, Sarah	RATHKENNY	74.20	20.0	5	5.00	99.20
24	SWE	Breisner, Goran	BOBALONG	61.40	38.0	0	.25	99.65
25	CAN	Plitz, Kelly	DIALADREAM	67.40	36.0	5	5.00	108.40
26	FRA	Nion, Daniel	GEROME "A"	62.40	47.6	5	5.00	115.00
27	IRL	Foster, David	AUGHATORE	77.20	42.0	0	.75	119.95
28	NZL	Nicholson, Andrew	KAHLUA	78.20	27.2	25	.00	130.40
29	IRL	Wentges, Fiona	BALLYLUSKY	72.60	56.8	15	15.00	144.40
30	ITA	Ambrosione, Bartolo	BRICK	59.80	86.4	0	.50	146.70
31	SWE	Persson, Christian	JOEL	65.80	78.0	10	10.00	153.80
32	GBR	Clapham, Diana	WINDJAMMER	70.00	95.2	0	.00	165.20
33	CAN	Tarves, Edie	MANDRAKE	63.60	102.0	0	.00	165.60
34	MEX	Del Castillo, Sandra	ALEGRE	81.20	77.6	10	10.00	168.80
35	CAN	Griggs, Martha	JACK THE LAD	74.00	120.4	0	.00	194.40
36	SWE	Petterson, Michael	UP TO DATE	54.00	134.8	10	10.00	198.80
37	NZL	Bennie, Andrew	JADE	69.40	126.4	5	5.00	200.80
38	CAN	Ashton, Liz	OSSIAN	69.60	131.6	0	.00	201.20
39	FRG	Tesdorpf, Burkhard	FREEDOM	62.20	151.6	0	2.25	216.05
40	MEX	Romero, Armando	HOMENAJE	77.60	363.2	10	10.00	450.80

Three-Day Event Team Classification/ Aug. 03

Three-Day Event				Classement par equipes/03Aout			
Team Classification/ Aug. 03				Classement par equipes/03Aout			
RANK	CTRY	NAME	HORSE	DRESSAGE	ENDUR	JUMPS	TOTAL
RANG			CHEVAL		FOND	SAUTS	INDIV
1	USA	Plumb, J. Michael	BLUE STONE	61.20	5.2	5.00	71.40
		Stives, Karen	BEN ARTHUR	49.20	.0	5.00	54.20
		Fleischmann, Torrance	FINVARRA	57.60	2.8	.00	60.40
		Davidson, Bruce	J.J. BABU	49.00	21.2	5.00	75.20
2	GBR	Holgate, Virginia	PRICELESS	56.40	.4	.00	56.80
		Stark, Ian	OXFORD BLUE	56.40	7.2	5.00	68.60
		Clapham, Diana	WINDJAMMER	70.00	95.2	.00	165.20
		Green, Lucinda	REGAL REALM	63.80	.0	.00	63.80
3	FRG	Hogrefe, Dietmar	FOLIANT	66.00	8.4	.00	74.40
		Overesch, Bettina	PEACETIME	66.40	13.2	.00	79.60
		Tesdorpf, Burkhard	FREEDOM	62.20	151.6	2.25	216.05
		Erhorn, Claus	FAIR LADY	56.40	23.6	.00	80.00
4	FRA	Bigot, Armand	JACQUOU DU BOIS				



RANK	CTRY	NAME	HORSE	DRESSAGE	ENDUR	JUMPS	TOTAL	TOTAL
RANG			CHEVAL		FOND	SAUTS	INDIV	TEAM
10	CAN	Ashton, Liz	OSSIAN	69.60	131.6	.00	201.20	468.40
		Griggs, Martha	JACK THE LAO	74.00	120.4	.00	194.40	
		Tarves, Edie	MANDRAKE	63.60	102.0	.00	165.60	
		Plitz, Kelly	DIALADREAM	67.40	36.0	5.00	108.40	

COUNTRIES LISTED BELOW ARE ELIMINATED FROM TEAM COMPETITION  
LES PAYS CI-DESSOUS ELIMINE DE LA COMPETITION PAR EQUIPE

MEX	Redon, Juan	GRIS	66.40	ELIMINATED			
	Del Castillo, Sandra	ALEGRE	81.20	77.6	10.00	168.80	
	Romero, Armando	HOMENAJE	77.60	363.2	10.00	450.80	
	Suarez, Salvador	CHUVISCAR	64.00	ELIMINATED			

**Team Jumping Competition**  
**Round 1/Aug. 07**

**Sauts d'obstacles - competition par equipes**  
**Tour 1/07 Aout**

The 12 best-placed teams plus those tied for 12th place will take part in round 2  
Les 12 meilleures equipes (plus celles qui sont egales pour la 12ieme place) participeront au deuxieme tour

RANK	CTRY	NAME	HORSE	FAULTS	TIME	TIME	FAULTS	TOTAL	TOTAL
RANG			CHEVAL	FAUTES	TEMPS	FAUTES	TEMPS	RND	TEAM/EQ
1	USA	Fargis, Joe	TOUCH OF CLASS	0	112.94	.00	.00	4.00	
		Burr, Leslie	ALBANY	4	107.22	.00	4.00		
		Homfeld, Conrad	ABDULLAH	8	112.31	.00	8.00		
		Smith, Melanie	CALYPSO	0	110.68	.00	.00		
2	FRG	Ligges, Fritz	RAMZES	16	122.77	1.00	17.00	20.00	
		Sloothaak, Franke	FARMER	8	110.96	.00	8.00		
		Luther, Peter	LIVIOUS	8	113.05	.00	8.00		
		Schockemohle, Paul	DEISTER	4	108.07	.00	4.00		
3	ESP	Lathan, Rutherford	IDAHO E	12	118.18	.00	12.00	21.50	
		Honrubia, Alberto	KAOUA	8	111.63	.00	8.00		
		Astolfi, Luis	FEINSCHNITT "Z"	27	140.62	5.50	32.50		
		Alvarez, Luis	JEXICO DE PARK	0	124.69	1.50	1.50		
4	SUI	Guerdat, Philippe	PYBALIA	16	116.66	.00	16.00	24.00	
		Robbiani, Heidi	JESSICA V	0	112.99	.00	.00		
		Candrian, Bruno	SLYGOF	8	114.21	.00	8.00		
		Melliger, Wili	VAN GOGH	24	109.03	.00	24.00		
	CAN	Elder, Jim	SHAWLINE	8	118.95	.00	8.00	24.00	
		Graham, Hugh	ELROUND	16	114.72	.00	16.00		
		Deslauriers, Mario	ARAMIS	8	117.93	.00	8.00		
		Millar, Ian	BIG BEN	8	112.81	.00	8.00		
	GBR	Whitaker, Michael	OVERTON AMANDA	8	113.02	.00	8.00	24.00	
		Smith, Steven	SHINING EXAMPLE	19	117.36	.00	19.00		
		Grubb, Timothy	LINKY	0	116.99	.00	.00		
		Whitaker, John	RYANS SON	16	118.80	.00	16.00		
7	FRA	Navet, Eric	J' T' ADORE	7	129.96	2.75	9.75	25.75	
		Rozier, Philippe	JIVA	20	110.51	.00	20.00		
		Cottier, Frederic	FLAMBEAU C	8	107.25	.00	8.00		
		Durand, Pierre	JAPPELOUP	8	114.77	.00	8.00		
8	MEX	Nieto, Raul	RISKATEK	20	120.05	.50	20.50	52.75	
		Garza, Federico	OLYMPUS	41	140.16	5.50	46.50		
		Tazzer, Gerardo	MAGOD	24	119.27	.25	24.25		
		Benderos, Fernando	MASACRE	8	116.15	.00	8.00		
9	JPN	Obata, Ryuichi	GOLDFINGER	24	122.05	1.00	25.00	53.50	
		Nakano, Yoshihiro	COLMAN	24	118.28	.00	24.00		
		Tomura, Takashi	PURPLEX	20	122.87	1.00	21.00		
		Toki, Shuichi	THE SHINTO	8	120.23	.50	8.50		
10	AUS	McVean, Jeffrey	KING OMEGA	27	123.67	1.25	28.25	56.00	
		Eurell, Gregory	MR. SHRIMPION	16	114.76	.00	16.00		
		Sanns, George	KITE	12	113.81	.00	12.00		
		Creighton, Guy	CONCLUSION	28	113.70	.00	28.00		
11	ITA	Mancinelli, Graziano	IDEAL DE LA HAVE	12	113.22	.00	12.00	59.25	
		Nuti, Giorgio	IMPEDOUMI	12	110.81	.00	12.00		
		Moyersoen, Filippo	ADAM II	ELIMINATED					
		Scolari, Bruno	JOYAU D'OR	23	167.92	12.25	35.25		
12	BRA	Teixeira, Victor	NATURAL	28	119.34	.25	28.25	66.50	
		Blessman, Marcelo	ALPES	28	113.46	.00	28.00		
		Carneiro, Jorge	TESTARUDO	16	121.76	.75	16.75		
		Carvalho, Caio Sergio	VIRTUOSO	20	125.64	1.75	21.75		
13	BEL	Tyteca, Ferdi	T SOULAIKY	32	112.94	.00	32.00	80.25	
		Vandenbroeck, Francois	WELLINGTON	8	111.23	.00	8.00		
		Verlooy, Axel	VRIJHEID	35	139.29	5.25	40.25		
		Cuepper, Edgar-Henri	DINO	WITHDRAWN					
14	CHI	Bobadilla, Alfonso	SUPLITO	ELIMINATED				80.50	
		Simonetti, Americo	AMARANTO	8	116.75	.00	8.00		
		Bone, Alfredo	TRUMAO	27	131.54	3.25	30.25		
		Contador, Victor	TOSTAO	37	139.16	5.25	42.25		
15	ARG	Mallo, Martin E.	GONZO	29	155.91	9.25	38.25	85.75	
		Albarracin, Justo Carlos	COLLON CURA DE TATU	16	131.03	3.25	19.25		
		Melosi, Adrian A.	BRITANICA	ELIMINATED					
		Zone, Eduardo Jose	.CARDAL	28	119.32	.25	28.25		

**Team Jumping Competition**  
**Round 2/Aug.07**

**Sauts d'obstacles - competition par equipes**  
**Tour 2/07 Aout**

RANK	CTRY	NAME	HORSE	TOTAL	FTS	TIME	TIME	TOTAL	TOTAL	TOTAL	
RANG			CHEVAL	RND 1	TEMPS	FAULTS	RND 2	INDIV	TEAM/EQ		
1	USA	Fargis, Joe	TOUCH OF CLASS	.00	0	114.63	.00	.00	.00	12.00	
		Homfeld, Conrad	ABDULLAH	8.00	0	114.59	.00	.00	8.00		
		Burr, Leslie	ALBANY	4.00	8	110.32	.00	8.00	12.00		
		Smith, Melanie	CALYPSO	.00	WITHDRAWN						
2	GBR	Whitaker, Michael	OVERTON AMANDA	8.00	0	117.86	.00	.00	8.00	36.75	
		Whitaker, John	RYANS SON	16.00	4	121.36	.75	4.75	20.75		
		Smith, Steven	SHINING EXAMPLE	19.00	8	111.94	.25	11.25	27.00		
		Grubb, Timothy	LINKY	.00	28	119.87	.25	28.25	28.25		
3	FRG	Schockemohle, Paul	DEISTER	4.00	4	109.98	.00	4.00	8.00	39.25	
		Luther, Peter	LIVIOUS	8.00	4	115.52	.00	4.00	12.00		
		Sloothaak, Franke	FARMER	8.00	11	119.24	.25	11.25	19.25		
		Ligges, Fritz	RAMZES	17.00	12	115.42	.00	12.00	29.00		
4	CAN	Millar, Ian	BIG BEN	8.00	4	113.29	.00	4.00	12.00	40.00	
		Graham, Hugh	ELROUND	16.00	0	112.89	.00	.00	16.00		
		Elder, Jim	SHAWLINE	8.00	12	115.71	.00	12.00	20.00		
		Deslauriers, Mario	ARAMIS	8.00	16	120.78	.50	16.50	24.50		
5	SUI	Robbiani, Heidi	JESSICA V	.00	3	126.54	2.00	5.00	5.00	41.00	
		Candrian, Bruno	SLYGOF	8.00	4	113.52	.00	4.00	12.00		
		Guerdat, Philippe	PYBALIA	16.00	16	116.69	.00	16.00	32.00		
		Melliger, Wili	VAN GOGH	24.00	8	111.16	.00	8.00	32.00		
6	FRA	Rozier, Philippe	JIVA	20.00	0	114.21	.00	.00	20.00	49.75	
		Cottier, Frederic	FLAMBEAU C	8.00	12	109.33	.00	12.00	20.00		
		Navet, Eric	J' T' ADORE	9.75	12	114.83	.00	12.00	21.75		
		Durand, Pierre	JAPPELOUP	8.00	ELIMINATED						
7	ESP	Honrubia, Alberto	KAOUA	8.00	0	115.53	.00	.00	8.00	52.00	
		Alvarez, Luis	JEXICO DE PARK	1.50	8	124.70	1.50	9.50	11.00		
		Lathan, Rutherford	IDAHO E	12.00	20	122.97	1.00	21.00	33.00		
		Astolfi, Luis	FEINSCHNITT "Z"	32.50	24	116.54	.00	24.00	56.50		
8	ITA	Nuti, Giorgio	IMPEDOUMI	12.00	4	113.25	.00	4.00	16.00	75.25	
		Moyersoen, Filippo	ADAM II	ELIM				16	115.85	.00	16.00
		Mancinelli, Graziano	IDEAL DE LA HAVE	12.00	8	116.61	.00	8.00	20.00		
		Scolari, Bruno	JOYAU D'OR	35.25	4	111.42	.00	4.00	39.25		
9	AUS	Eurell, Gregory	MR. SHRIMPION	16.00	8	116.01	.00	8.00	24.00	92.00	
		Sanna, George	KITE	12.00	16	117.37	.00	16.00	28.00		
		McVean, Jeffrey	KING OMEGA	28.25	12	114.09	.00	12.00	40.25		
		Creighton, Guy	CONCLUSION	28.00	28	110.05	.00	28.00	56.00		
10	BRA	Cameiro, Jorge	TESTARUDO	16.75	16	123.39	1.25	17.25	34.00	133.50	
		Carvalho, Caio Sergio	VIRTUOSO	21.75	20	125.12	1.75	21.75	43.50		
		Blessman, Marcelo	ALPES	28.00	28	112.62	.00	28.00	56.00		
		Teixeira, Victor	NATURAL	28.25	28	123.76	1.25	29.25	57.50		
11	JPN	Toki, Shuichi	THE SHINTO	8.50	24	124.59	1.50	25.50	34.00	137.25	
		Tomura, Takashi	PURPLEX	21.00	27	135.11	4.25	31.25	52.25		
		Nakano, Yoshihiro	COLMAN	24.00	28	120.34	.50	28.50	52.50		
		Obata, Ryuichi	GOLDFINGER	25.00	28	125.39	1.75	29.75	54.75		

Countries listed below withdrew from team competition  
Les pays ci-dessous retire de la competition par equipe

MEX	Nieto, Raul	RISKATEK	20.50	WITHDRAWN	
	Garza, Federico	OLYMPUS	46.50	ELIMINATED	
	Tazzer, Gerardo	MAGOD	24.25	WITHDRAWN	
	Senderos, Fernando	MASACRE	8.00	WITHDRAWN	

**Team Dressage Competition**  
**Aug.09**

**Dressage - competition par equipes**  
**09 Aout**

The top 12 individual competitors qualify for individual dressage/  
Les premiers douze concurrents individuels se qualifient pour le dressage individuel

RANK	CTRY	NAME	HORSE	JUDGES/JUGES					TOTAL	TOTAL
RANG			CHEVAL	E	H	C	M	B	INDIV	TEAM/EQ
1	FRG	Klimke, Dr. Reiner	AHLERICH	360	343	364	361	369	1797	4955
		Sauer, Uwe	MONTEVIDEO	317	321	296	326	322	1582	
		Krug, Herbert	MUSCADEUR	315	325	304	321	311	1576	
2										

The top 12 individual competitors qualify for individual dressage /  
Les premiers douze concurrents individuels se qualifient pour le dressage individuel

RANK RANG	CTRY	NAME	HORSE CHEVAL	JUDGES / Juges					TOTAL INDIV	TOTAL TEAM / EQ
				E	H	C	M	B		
9	AUT	Max-Theurer, Elisabeth Ebinger, Peter Winkel, Christa	ACAPULCO	319	303	312	310	312	1556	4391
			MALACHIT	284	293	282	285	290	1434	
			RICHELIEU	287	282	262	286	284	1401	
10	YUG	Lah, Alojz Moderc, Stojan Mavec, Dusan	MAESTOSO MONTEAURA	310	315	302	297	299	1523	4381
			MAESTOSO ALLEGRA	282	272	268	272	268	1362	
			FAVORY WERA	299	291	303	301	302	1496	
11	MEX	Egerstrom, Cristobal Nava, Margarita Cid, Manuel	METTERNICH	292	281	262	253	273	1361	3927
			PENTAGON	256	274	255	256	269	1310	
			CIVIAN	230	280	254	247	245	1256	
	PUR	Hernandez, Libby	ROCCO	257	269	241	264	274	1305	
			NOR	312	299	294	301	298	1504	
			MEDINA	245	276	251	253	246	1271	
			BALLOTAGE	253	252	232	247	248	1232	
			C. K.	260	254	214	233	241	1202	
			EL DORADO	258	272	260	267	260	1317	
			WIN-SOL	257	245	256	240	248	1246	
ELIMINATED/ELIMINE	FRA	D'Esme, Dominique Otto-Crepin, Margit Bertraneu, Michel	FRESHWIND	303	300	306	286	289	1484	
			CAPRICI	314	290	297	302	309	1512	
			GAILLARD K.	ELIMINATED						

#### Individual Dressage Competition Aug. 10

#### Dressage-competition individuelle 10 Aout

RANK RANG	CTRY	NAME	HORSE CHEVAL	JUDGES / Juges					TOTAL
				E	H	C	M	B	
1	FAG	Klimke, Dr. Reiner	AHLERICH	304	316	288	303	293	1504
2	DEN	Jensen, Anne Grethe	MARZOG	289	300	279	288	286	1442
3	SUI	Hofer, Otto J.	LIMANDUS	281	264	273	272	274	1364
4	SWE	Bylund, Ingamay	ALEKS	273	264	271	263	261	1332
5	FRG	Krug, Herbert	MUSCADEUR	272	262	262	270	257	1323
6	FRG	Sauer, Uwe	MONTEVIDEO	272	249	243	261	254	1279
	GBR	Bartle, Christopher	WILY TROUT	260	257	250	250	262	1279
8	HOL	Sanders-Keyzer, Annemaria	AMON	250	262	256	249	254	1271
9	SUI	Stueckelberger, Christine	TANSANIT	252	244	252	257	252	1257
10	CAN	Boyle, Christlöt	ANKLANG	248	243	244	254	248	1237
11	AUT	Max-Theurer, Elisabeth	ACAPULCO	239	247	240	242	246	1214
12	SWE	Hakanson, Ulla	FLAMINGO	226	246	245	236	244	1197

#### Individual Jumping Competition Round 1 / Aug. 12

#### Sauts d'obstacles - competition individuelle Tour 1 / 12 Aout

The 25 best-placed competitors plus those tied for 25th place will take part in round 2  
Les 25 meilleurs concurrents (plus ceux qui sont egaux pour la 25ieme place) participeront au deuxieme tour

RANK RANG	CTRY	NAME	HORSE CHEVAL	FAULTS FAUTES	TIME TEMPS	TIME FAULT FAUTES DE TEMPS	TOTAL RND 1
	USA	Fargis, Joe	TOUCH OF CLASS	0	101.31	.00	.00
3	USA	Homfeld, Conrad	ABDULLAH	4	99.96	.00	4.00
	SUI	Robbiani, Heidi	JESSICA V	4	103.01	.00	4.00
	CAN	Deslauriers, Mario	ARAMIS	4	104.28	.00	4.00
	USA	Smith, Melanie	CALYPSO	4	103.15	.00	4.00
	SUI	Candrian, Bruno	SLYGOF	4	96.78	.00	4.00
8	ESP	Cervera, Luis Alvarez	JEXICO DE PARK	4	108.23	.25	4.25
9	ESP	Astolfi, Luis	FEINSCHNITT "Z"	4	112.32	1.25	5.25
10	FAG	Schockemohle, Paul	DEISTER	8	105.87	.00	8.00
	FAG	Sloothaak, Franke	FARMER	8	106.59	.00	8.00
	FRA	Cottier, Frederic	FLAMBEAU C	8	106.04	.00	8.00
13	GBR	Grubb, Timothy	LINKY	8	108.75	.25	8.25
14	JPN	Toki, Shuichi	THE SHINTO	8	117.64	2.50	10.50
15	FAA	Durand, Pierre	JAPPELOUP	12	105.49	.00	12.00
	CAN	Millar, Ian	BIG BEN	12	104.98	.00	12.00
	MEX	Tazzer, Gerardo	MAGOD	12	107.81	.00	12.00
	ITA	Nuti, Giorgio	IMPEDOUMI	12	107.38	.00	12.00
	FRG	Luther, Peter	LIVIVUS	12	103.84	.00	12.00
	AUT	Simon, Hugo	THE FREAK	12	105.84	.00	12.00
	GBR	Whitaker, John	RYANS SON	12	105.62	.00	12.00
22	AUS	McVean, Jeffrey	KING OMEGA	12	109.35	.50	12.50
23	MEX	Senderos, Fernando	MASACRE	12	110.97	.75	12.75
24	CAN	Graham, Hugh	ELROND	12	111.34	1.00	13.00
25	FRA	Rozier, Philippe	JIVA	16	101.39	.00	16.00
	ITA	Scolari, Bruno	JOYAU D'OR	16	104.49	.00	16.00
	BEL	Van Den Broeck, Francois	WELLINGTON	16	107.54	.00	16.00
28	IRL	Mullins, Gerry	RUCKBARTON	16	108.27	.25	16.25
29	NOR	Hansen, Ove	SANCERRE	16	109.24	.50	16.50
	AUS	Eurell, Gregory	MR. SHRIMPTON	16	109.89	.50	16.50
31	MEX	Azcarraga, Jaime	ROYAL TODAY	16	115.83	2.00	18.00
32	BRA	Camargo, Jorge	TESTARUDO	20	112.87	1.25	21.25
33	BRA	Carvalho, Caio Sergio	VIRTUOSO	20	120.78	3.25	23.25

The 25 best-placed competitors plus those tied for 25th place will take part in round 2 /  
Les 25 meilleurs concurrents (plus ceux qui sont egaux pour la 25ieme place) participeront au deuxieme tour

RANK RANG	CTRY	NAME	HORSE CHEVAL	FAULTS FAUTES	TIME TEMPS	TIME FAULT FAUTES DE TEMPS	TOTAL RND 1
35	CHI	Sone, Alfredo	TRUMAO	19	128.84	5.25	24.25
36	AUS	Sanna, George	KITE	24	109.36	.50	24.50
	ITA	Mancinelli, Graziano	IDEAL DE LA HAYE	19	129.54	5.50	24.50
38	SUI	Melliger, Willi	VAN GOGH	23	114.35	1.75	24.75
39	SWE	Eriksson, Peter	IMPERATOR	23	118.43	2.75	25.75
40	ARG	Albarracin, Justo Carlos	COLLON CURA DE TATU	24	117.33	2.50	26.50
41	ESP	Honrubia, Alberto	KAOUA	24	119.68	3.00	27.00
42	CHI	Simonetti, Americo	AMARANTO	28	108.93	.25	28.25
	BEL	Tyteca, Ferdi	'T SOULAIKY	28	108.72	.25	28.25
44	CHI	Contador, Victor	TOSTAO	40	106.98	.00	40.00
45	BRA	Blessman, Marcelo	ALPES	44	102.46	.00	44.00
46	JPN	Tomura, Takashi	PURPLEX	43	128.32	5.25	48.25
	ARG	Zone, Eduardo Jose	CARDAL	48	108.50	.25	48.25

#### WITHDRAWN/RETIRE

ARG	Mallo, Martin E.	GONZO
BEL	Verlooy, Axel	VRIJHEID

#### ELIMINATED/ELIMINE

GUA	Mendez-Herbruger, Oswaldo	LOVE FOREVER
NZL	Cottle, John	ARTURO

#### Individual Jumping Competition Round 2 / Aug. 12

#### Sauts d'obstacles - competition individuelle Tour 2 / 12 Aout

RANK RANG	CTRY	NAME	HORSE CHEVAL	TOTAL RND 1	FAULTS FAUTES	TIME TEMPS	TIME FAULT FAUTES DE TEMPS	TOTAL RND 2	TOTAL FINAL
	USA	Fargis, Joe	TOUCH OF CLASS	.00	4	74.61	.00	4.00	4.00
3	SUI	Robbiani, Heidi	JESSICA V	4.00	4	73.45	.00	4.00	8.00
	CAN	Deslauriers, Mario	ARAMIS	4.00	4	76.73	.00	4.00	8.00
	SUI	Candrian, Bruno	SLYGOF	4.00	4	71.57	.00	4.00	8.00
6	ESP	Cervera, Luis Alvarez	JEXICO DE PARK	4.25	4	80.49	.25	4.25	8.50
7	FRA	Cottier, Frederic	FLAMBEAU C	8.00	4	76.35	.00	4.00	12.00
	FRG	Schockemohle, Paul	DEISTER	8.00	4	73.20	.00	4.00	12.00
	USA	Smith, Melanie	CALYPSO	4.00	8	71.44	.00	8.00	12.00
10	ESP	Astolfi, Luis	FEINSCHNITT "Z"	5.25	8	81.50	.50	8.50	13.75
11	FRG	Luther, Peter	LIVIVUS	12.00	4	73.83	.00	4.00	16.00
	FRG	Sloothaak, Franke	FARMER	8.00	8	74.05	.00	8.00	16.00
13	GBR	Grubb, Timothy	LINKY	8.25	8	83.67	1.00	9.00	17.25
14	GBR	Whitaker, John	RYANS SON	12.00	8	78.19	.00	8.00	20.00
	MEX	Tazzer, Gerardo	MAGOD	12.00	8	77.84	.00	8.00	20.00
	CAN	Millar, Ian	BIG BEN	12.00	8	74.83	.00	8.00	20.00
	FRA	Durand, Pierre	JAPPELOUP	12.00	8	75.32	.00	8.00	20.00
18	MEX	Senderos, Fernando	MASACRE	12.75	8	79.33	.00	8.00	20.75
19	CAN	Graham, Hugh	ELROND	13.00	8	75.21	.00	8.00	21.00
20	FRA	Rozier, Philippe	JIVA	16.00	8	76.13	.00	8.00	24.00
	ITA	Nuti, Giorgio	IMPEDOUMI	12.00	12	76.23	.00	12.00	24.00
22	ITA	Scolari, Bruno	JOYAU D'OR	16.00	12	76.59	.00	12.00	28.00
	AUT	Simon, Hugo	THE FREAK	12.00	16	75.24	.00	16.00	28.00
24	GBR	Whitaker, Michael	VERTON AMANDA	.00	23	101.46	5.25	28.50	28.50
25	BEL	Van Den Broeck, Francois	WELLINGTON	16.00	15	84.02	1.25	16.25	32.25
26	AUS	McVean, Jeffrey	KING OMEGA	12.50	24	80.71	.25	24.25	36.75

#### ELIMINATED/ELIMINE

JPN	Toki, Shuichi	THE SHINTO	10.50
-----	---------------	------------	-------

#### Individual Jumping Competition Jump-Off 1 / Aug. 12

#### Sauts d'obstacles - competition individuelle Barrage 1 / 12 Aout

RANK RANG	CTRY	NAME	HORSE CHEVAL	TOTAL RND 1	TOTAL RND 2	TOTAL FINAL	FAULTS FAUTES	TIME TEMPS	TIME FAULT FAUTES DE TEMPS	TOTAL J-1
2	USA	Homfeld, Conrad	ABDULLAH	4.00	.00	4.00	8	51.03	.00	8.00
3	SUI	Robbiani, Heidi	JESSICA V	4.00	4.00	8.00	0	53.39	.00	.00
4	CAN	Deslauriers, Mario	ARAMIS	4.00	4.00	8.00	4	57.07	.00	4.00
5	SUI	Candrian, Bruno	SLYGOF	4.00	4.00	8.00	8	58.10	.00	8.00





## Fencing/Escime

### Officials

#### Federation Internationale d'Escime (FIE)

President/president	Gian Carlo Brusati (ITA)
Secretary-General/secretaire-general	Guido Malacarne (ITA)
Technical Delegates/delegues techniques	Edoardo Mangiarotti (ITA) Sidney Romeo(ITA)

#### LAOOC Administrative Staff/Personnel Administratif de LAOOC

Commissioner/commissaire	Jan Romary
Competition Director and Sports Manager/ directeur du competition et manager du sport	Carlos Fuentes
Venue Manager/manager de la venue	Faye Musselman

### Participants/Participants


Women Femmes	Competitors Competiteurs	Countries Pays	Men Hommes	Competitors Competiteurs	Countries Pays
Foil Individual/fleuret individuelle	42	18	Foil Individual/fleuret individuelle	58	26
Foil Team/fleuret-equipe	44	10	Sabre Individual/sabre-individuel	33	14
			Epee Individual/epee-individuel	63	26
			Foil Team/fleuret-equipe	61	14
			Sabre Team/sabre-equipe	38	8
			Epee Team/epee-equipe	78	16

### Legend/Legende



D	defeat/défaite
DNP	did not participate/n' a pas participé
E	elimination/élimination
M	bouts/matches
PL	place/place

SUB	substitution/substitution
TD	hits scored/touches données
TR	hits received/touches reçues
V	victory(ies)/victoire(s)
V/M	victory percentage/pourcentage de victoires

Long Beach  
Convention Center and  
Terrace Theater (3,000)









# Fencing

# Escrime

## Ladies/Foil Individual Competition Round 1 Pool A/Aug.02

RANK	NAME	CTRY	2	3	4	5	6	7	8	9	10	V	M	TD	TR	PL	E
1	Bischoff, Sabine	FRG	2 V	2 V	1 V	4 V	0 V	1 V				6	6	30	10	1	
2	Vaccaroni, Dorina	ITA	D	3 V	2 V	2 V	5 D	2 V				4	6	26	19	2	
3	Waples, Debra	USA	D	5 D	1 V	3 V	5 D	2 V				3	6	22	21	4	
4	Lozano, Lourdes	MEX	D	5 D	5 D	0 V	5 D	2 V				2	6	17	22	6	E
5	Palm, Kerstin	SWE	D	5 D	5 D	5 D	3 V	0 V				2	6	19	23	5	
6	Phillon, Madeleine	CAN	D	4 V	2 V	3 V	5 D	2 V				4	6	23	21	3	
7	Snell, Alayna D.	ISV	D	5 D	5 D	5 D	5 D	5 D				0	6	9	30	7	E

## Ladies/Foil Individual Competition Round 1 Pool B/Aug. 02

RANK	NAME	CTRY	1	2	3	4	5	6	7	8	9	10	V	M	TD	TR	PL	E
1	Giancola, Sandra M.	ARG	5 D	5 D	5 D	5 D	5 D	5 D					0	6	8	30	7	E
2	Dan, Aurora	ROM	0 V	2 V	2 V	5 D	5 D	0 V					4	6	25	14	2	
3	Oh, Seung-Soon	KOR	1 V	5 D	5 D	2 V	5 D	5 D					2	6	19	23	5	
4	Chaplin, Andrea	AUS	0 V	5 D	4 V	5 D	5 D	5 D					2	6	18	24	6	E
5	Angelakis, Jana	USA	4 V	2 V	5 D	2 V	5 D	5 D					3	6	24	23	4	
6	Luan, Jujie	CHN	1 V	3 V	1 V	2 V	3 V	2 V					6	6	30	12	1	
7	Martin, Linda	GBR	2 V	5 D	2 V	2 V	4 V	5 D					4	6	22	20	3	

## Ladies/Foil Individual Competition Round 1 Pool C/Aug. 02

RANK	NAME	CTRY	1	2	3	4	5	6	7	8	9	10	V	M	TD	TR	PL	E
1	Weber, Christiane	FRG	5 D	4 V	1 V	3 V	0 V	3 V					5	6	28	16	2	
2	Gaudin, Brigitte	FRA	3 V	1 V	0 V	4 V	5 D	2 V					5	6	27	15	1	
3	Sinigaglia, Maria Alicia	ARG	5 D	5 D	3 V	5 D	3 V	5 D					2	6	17	26	5	E
4	Maekawa, Miyuki	JPN	5 D	5 D	5 D	5 D	5 D	5 D					0	6	10	30	7	E
5	Guzganu, Elisabeta	ROM	5 D	5 D	0 V	1 V	0 V	3 V					4	6	27	14	3	
6	Bradford, Vincent	USA	5 D	2 V	5 D	4 V	5 D	5 D					2	6	17	26	5	*
7	Drori, Nilli	ISR	5 D	5 D	2 V	1 V	5 D	4 V					3	6	23	22	4	

\* Barrage bout omitted in result. Vincent Bradford defeats Miyuki Maekawa 5-0. Bradford qualifies. Combat du barrage omis du resultat. Vincent Bradford gagne sur Miyuki Maekawa. Bradford se qualifie.

## Ladies/ Foil Individual Competition Round 1 Pool D/Aug.02

RANK	NAME	CTRY	1	2	3	4	5	6	7	8	9	10	V	M	TD	TR	PL	E
1	Poirier, Jacynthe	CAN	5 D	0 V	5 D	0 V	5 D	3 V					3	6	24	18	3	
2	Zsak, Marcela	ROM	2 V	1 V	5 D	5 D	4 V	3 V					4	6	28	20	2	
3	Choi, Bok-Ran	KOR	5 D	5 D	5 D	5 D	5 D	5 D					0	6	15	30	7	E
4	Hanisch, Cornelia	FRG	3 V	4 V	4 V	2 V	1 V	4 V					6	6	30	18	1	
5	Faustin, Gina	HAI	5 D	4 V	3 V	5 D	5 D	5 D					2	6	12	27	6	E
6	Zhu, Qingyuan	CHN	4 V	5 D	3 V	5 D	0 V	5 D					3	6	24	22	4	
7	Smith, Helen	AUS	5 D	5 D	4 V	5 D	0 V	4 V					3	6	25	23	5	

## Ladies/Foil Individual Competition Round 1 Pool E/Aug. 02

RANK	NAME	CTRY	2	3	4	5	6	7	8	9	10	V	M	TD	TR	PL	E	
1	Li, Huahua	CAN	0 V	5 D	5 D	0 V	5 D	4 V					3	6	24	19	4	
2	Oikawa, Azusa	JPN	5 D	5 D	5 D	0 V	5 D	1 V					2	6	17	21	5	
3	Ciconetti, Carola	ITA	3 V	1 V	5 D	1 V	5 D	2 V					4	6	28	17	3	
4	Thurley, Elizabeth	GBR	3 V	3 V	4 V	1 V	5 D	1 V					5	6	26	17	2	
5	Higgins Arana, Barbra	PAN	5 D	5 D	5 D	5 D	5 D	5 D					0	6	6	30	7	E
6	Modaine, Laurence	FRA	3 V	3 V	4 V	1 V	1 V	2 V					6	6	30	14	1	
7	Mitchell, Caroline	FRA	5 D	5 D	5 D	5 D	3 V	5 D					1	6	15	28	6	E

## Ladies/ Foil Individual Competition Round 1 Pool F /Aug. 02

RANK	NAME	CTRY	1	2	3	4	5	6	7	8	9	10	V	M	TD	TR	PL	E
1	Brouquier, Veronique	FRA	1 V	1 V	2 V	2 V	5 D	5 D					4	6	27	16	2	
2	Miyahara, Mieko	JPN	4 V	5 D	4 V	5 D	5 D	5 D					2	6	21	28	5	
3	Giancola, Silvana Ines	ARG	5 D	5 D	2 V	5 D	5 D	5 D					1	6	17	27	6	E
4	Mc Intosh, Fiona	GBR	3 V	1 V	1 V	5 D	1 V	1 V					4	6	23	16	3	
5	Viard, Sheila	HAI	5 D	5 D	5 D	5 D	5 D	5 D					0	6	10	30	7	E
6	Hatuel, Lydia	ISR	3 V	4 V	1 V	1 V	4 V	4 V					6	6	30	17	1	
7	Zalaffi, Margherita	ITA	4 V	2 V	5 D	0 V	5 D	5 D					4	6	25	19	4	

## Ladies/Foil Individual Competition Round 1 /Aug. 02

RANK	NAY	CTRY	V/M	TD-TR	POOL	PL	TD	TR
1	Bischoff, Sabine	FRG	1.000	20	A	1	30	10
2	Luan, Jujie	CHN	1.000	18	B	1	30	12
3	Modaine, Laurence	FRA	1.000	16	E	1	30	14
4	Hatuel, Lydia	ISR	1.000	13	F	1	30	17
5	Hanisch, Cornelia	FRG	1.000	12	D	1	30	18
6	Gaudin, Brigitte	FRA	0.833	12	C	1	27	15
7	Weber, Christiane	FRG	0.833	12	C	2	28	16
8	Thurley, Elizabeth	GBR	0.833	9	E	2	26	17
9	Guzganu, Elisabeta	ROM	0.666	13	C	3	27	14
10	Dan, Aurora	ROM	0.666	11	B	2	25	14
11	Brouquier, Veronique	FRA	0.666	11	F	2	27	16
12	Ciconetti, Carola	ITA	0.666	11	E	3	28	17

RANK	NAME	CTRY	V/M	TD-TR	POOL	PL	TD	TR
13	Zsak, Marcela	ROM	0.666	8	DD	2	28	20
14	McIntosh, Fiona	GBR	0.666	7	FF	3	23	16
15	Vaccaroni, Donna	ITA	0.666	7	AA	2	26	19
16	Zalaffi, Margherita	ITA	0.666	6	FF	4	25	19
17	Martin, Linda	GBR	0.666	2	BB	3	22	20
18	Phillon, Madeleine	CAN	0.666	2	AA	3	23	21
19	Poirier, Jacynthe	CAN	0.500	6	DD	3	24	18
20	Li, Huahua	CHN	0.500	5	EE	4	24	19
21	Zhu, Qingyuan	CHN	0.500	2	DD	4	24	22
22	Smith, Helen	AUS	0.500	2	DD	5	25	23
23	Waples, Debra	USA	0.500	1	AA	4	22	21
24	Drori, Nilli	ISR	0.500	1	CC	4	23	22
25	Angelakis, Jana	USA	0.500	1	BB	4	24	23
26	Oikawa, Azusa	JPN	0.333	-4	EE	5	17	21
27	Palm, Kerstin	SWE	0.333	-4	AA	5	19	23
29	Miyahara, Mieko	JPN	0.333	-7	FF	5	21	28
30	Bradford, Vincent	USA	0.333	-9	CC	5	17	26

The above athletes are qualified/Les athletes ci-haut se qualifient

The following athletes are eliminated/Les athletes suivants sont elimines

31	Lozano, Lourdes	MEX	0.333	-6	A	6	17	22
32	Chaplin, Andres	AUS	0.333	-6	B	6	18	24
33	Sinigaglia, Maria Alicia	ARG	0.333	-9	C	5	17	26
34	Faustin, Gina	HAI	0.333	-15	D	6	12	27
35	Giancola, Silvana Ines	ARG	0.166	-10	F	6	17	27
36	Mitchell, Caroline	CAN	0.166	-13	E	6	15	29
37	Choi, Bok-Ran	KOR	0.000	-15	D	7	15	30
38	Maekawa, Miyuki	JPN	0.000	-20	C	7	10	30
	Viard, Sheila	HAI	0.000	-20	F	7	10	30
40	Snell, Alayna D.	ISV	0.000	-21	A	7	9	30
41	Giancola, Sandra M.	ARG	0.000	-22	B	7	8	30
42	Higgins Arana, Barbra	PAN	0.000	-24	E	7	6	30

## Ladies/ Foil Individual Competition Round 2 Pool A/ Aug. 02

RANK	NAME	CTRY	1	2	3	4	5	6	7	8	9	10	V	M	TD	TR	PL	E
1	Angelakis, Jana	USA	5 D	5 D	5 D	5 D							0	4	12	20	5	E
2	Ciconetti, Carola	ITA	1 V	5 D	5 D	2 V							2	4	11	13	4	
3	Zsak, Marcela	ROM	4 V	1 V	5 D	5 D							2	4	18	15	3	
4	Bischoff, Sabine	FRG	3 V	0 V	4 V	5 D							3	4	18	12	1	
5	Drori, Nilli	ISR	4 V	5 D	4 V	3 V							3	4	17	16	2	

## Ladies/ Foil Individual Competition Round 2 Pool B/Aug.02

RANK	
------	--



**Ladies/Foil Individual Competition**  
Round 2 Pool F/ Aug. 02

**Femmes/fleuret competition individuelle**  
Tour 2 poule f/02 Aout

RANK	NAME	CTRY	1	2	3	4	5	6	7	8	9	10	V	M	TD	TR	PL	E
1	Poirier, Jacynthe	CAN	4	V	5	D	5	D	5	D			1	4	13	19	5	E
2	Weber, Christiane	FRG	5	D		3	V	2	V	2	V		3	4	19	12	1	
3	Gaudin, Brigitte	FRA	4	V	5	D		2	V	3	V		3	4	18	14	2	
4	Martin, Linda	GBR	3	V	5	D	5	D		1	V		2	4	14	14	3	
5	Bradford, Vincent	USA	1	V	5	D	5	D	5	D			1	4	11	16	4	

**Ladies/Foil Individual Competition**  
Round 2/Aug. 02

**Femmes/fleuret competition individuelle**  
Tour2/02Aout

RANK	NAME	CTRY	V/M	TD-TR	POOL	PL	TO	TR
1	Luan, Jujie	CHN	1.000	15	B	1	20	5
2	Vaccaroni, Dorina	ITA	1.000	13	C	1	20	7
4	Guzganu, Elisabeta	ROM	1.000	13	D	1	20	7
5	Hanisch, Cornelia	FRG	1.000	11	E	1	20	9
6	Brouquier, Veronique	FRA	0.750	7	B	2	18	11
8	Li, Huahua	CHN	0.750	7	E	2	19	12
9	Weber, Christiane	FRG	0.750	7	F	1	19	12
10	Bischoff, Sabine	FRG	0.750	6	A	1	18	12
11	Gaudin, Brigitte	FRA	0.750	4	F	2	18	14
12	Modaine, Laurence	FRA	0.750	3	C	2	15	12
13	Drori, Nilli	ISR	0.750	1	A	2	17	16
14	Thurley, Elizabeth	GBR	0.500	4	E	3	14	10
15	Dan, Aurora	ROM	0.500	4	C	3	18	14
16	Zsak, Marcela	ROM	0.500	3	A	3	18	15
17	Zalaffi, Margherita	ITA	0.500	2	D	2	16	14
18	Martin, Linda	GBR	0.500	0	F	3	14	14
19	Cicconetti, Carola	ITA	0.500	-2	A	4	11	13
20	Oh, Seung-Soon	KOR	0.500	-2	D	3	16	18
21	Zhu, Qingyuan	CHN	0.250	-4	D	4	12	16
22	Bradford, Vincent	USA	0.250	-5	F	4	11	16
23	Mc Intosh, Fiona	GBR	0.250	-5	B	3	12	17
24	Waples, Debra	USA	0.250	-6	B	4	11	17
25	Palm, Kerstin	SWE	0.250	-7	C	4	11	18
26	Phillon, Madeleine	CAN	0.250	-8	E	4	9	17

The above athletes are qualified/Les athletes ci-haut se qualifient

The following athletes are eliminated/Les athletes suivants sont elimines

**Ladies/Foil Individual Competition**  
Round3PoolA/Aug.02

**Femmes/fleuret competition individuelle**  
Tour 3 poule a/02 Aout

RANK	NAME	CTRY	1	2	3	4	5	6	7	8	9	10	V	M	TD	TR	PL	E
1	Gaudin, Brigitte	FRA	0	V	5	D	5	D	2	V	3	V	3	5	16	15	4	
2	Oh, Seung-Soon	KOR	5	D	5	D	5	D	3	V	5	D	1	5	11	23	5	E
3	Bischoff, Sabine	FRG	0	V	1	V	5	D	1	V	5	D	3	5	17	12	3	
4	Luan, Jujie	CHN	1	V	4	V	1	V	1	V	5	D	4	5	22	12	2	
5	Phillon, Madeleine	CAN	5	D	5	D	5	D	5	D			0	5	8	25	6	E
6	Cicconetti, Carola	ITA	5	D	1	V	1	V	2	V	1	V	4	5	23	10	1	

**Ladies/ Foil Individual Competition**  
Round 3 Pool B/Aug.02

**Femmes/fleuret competition individuelle**  
Tour 3 poule b/02 Aout

RANK	NAY	CTRY	1	2	3	4	5	6	7	8	9	10	V	M	TD	TR	PL	E
1	Guzganu, Elisabeta	ROM	4	V	5	D	3	V	2	V	2	V	4	5	24	16	1	
2	Mc Intosh, Fiona	GBR	5	D	5	D	5	D	5	D	5	D	0	5	13	25	6	E
3	Modaine, Laurence	FRA	4	V	4	V	3	V	5	D	3	V	4	5	24	19	3	
4	Zhu, Qingyuan	CHN	5	D	1	V	5	D	5	D	0	V	2	5	18	16	4	
5	Zalaffi, Margherita	ITA	5	D	1	V	4	V	2	V	3	V	4	5	22	15	2	
6	Weber, Christiane	FRG	5	D	3	V	5	D	5	D	5	D	1	5	13	23	5	E

**Ladies/ Foil Individual Competition**  
Round 3 Pool C/ Aug. 02

**Femmes/fleuret competition individuelle**  
Tour 3 poule c/02 Aout

RANK	NAME	CTRY	1	2	3	4	5	6	7	8	9	10	V	M	TD	TR	PL	E
1	Vaccaroni, Dorina	ITA	4	V	2	V	5	D	5	D	1	V	3	5	23	17	3	
2	Martin, Linda	GBR	5	D	4	V	5	D	5	D	2	V	2	5	17	21	4	
3	Drori, Nilli	ISR	5	D	5	D	5	D	5	D	1	V	1	5	16	21	5	E
4	Li, Huahua	CHN	4	V	0	V	4	V	5	D	0	V	4	5	23	13	1	
5	Dan, Aurora	ROM	4	V	3	V	1	V	3	V	5	D	4	5	20	16	2	
6	Waples, Debra	USA	5	D	5	D	5	D	5	D	0	V	1	5	9	20	6	E

**Ladies/Foil Individual Competition**  
Round 3 Pool D/ Aug. 02

**Femmes/fleuret competition individuelle**  
Tour 3 poule d/02 Aout

RANK	NAME	CTRY	1	2	3	4	5	6	7	8	9	10	V	M	TD	TR	PL	E
1	Palm, Kerstin	SWE	5	D	3	V	3	V	5	D	5	D	2	5	20	21	4	
2	Hanisch, Cornelia	FRG	4	V	1	V	3	V	2	V	5	D	4	5	24	15	1	
3	Bradford, Vincent	USA	5	D	5	D	5	D	5	D	5	D	0	5	11	25	6	E
4	Zsak, Marcela	ROM	5	D	5	D	4	V	5	D	5	D	1	5	17	24	5	E
5	Thurley, Elizabeth	GBR	3	V	5	D	2	V	4	V	4	V	4	5	22	18	3	
6	Brouquier, Veronique	FRA	3	V	4	V	1	V	2	V	5	D	4	5	24	15	1	

**Ladies/ Foil Individual Competition**  
Round 3/Aug. 01

**Femmes/fleuret competition individuelle**  
Tour 3/01 Aout

RANK	NAME	CTRY	V/M	TD-TR	POOL	PL	TO	TR
1	Cicconetti, Carola	ITA	0.800	13	A	1	23	10
2	Luan, Jujie	CHN	0.800	10	A	2	22	12
3	Li, Huahua	CHN	0.800	10	C	1	23	13
4	Hanisch, Cornelia	FRG	0.800	9	D	1	24	15
6	Brouquier, Veronique	FRA	0.800	9	D	1	24	15
7	Guzganu, Elisabeta	ROM	0.800	8	B	1	24	16
8	Zalaffi, Margherita	ITA	0.800	7	B	2	22	15
9	Modaine, Laurence	FRA	0.800	5	B	3	24	19
10	Dan, Aurora	ROM	0.800	4	C	2	20	16
11	Thurley, Elizabeth	GBR	0.800	4	D	3	22	18
12	Vaccaroni, Donna	ITA	0.600	6	C	3	23	17
13	Bischoff, Sabine	FRG	0.600	5	A	3	17	12
14	Gaudin, Brigitte	FRA	0.600	1	A	4	16	15
15	Zhu, Qingyuan	CHN	0.400	2	B	4	18	16
16	Palm, Kerstin	SWE	0.400	-1	D	4	20	21
17	Martin, Linda	GBR	0.400	-4	C	4	17	21

The above athletes are qualified/Les athletes ci-haut se qualifient

The following athletes are eliminated/Les athletes suivants sont elimines

17	Drori, Nilli	ISR	0.200	-5	C			
18	Zsak, Marcela	ROM	0.200	-7	D			
19	Weber, Christiane	FRG	0.200	-10	B			
20	Waples, Debra	USA	0.200	-11	C			
21	Oh, Seung-Soon	KOR	0.200	-12	A			
22	McIntosh, Fiona	GBR	0.000	-12	B			
23	Bradford, Vincent	USA	0.000	-14	D			
24	Phillon, Madeleine	CAN	0.000	-17	A			

**Ladies/Foil-Individual**  
Final Ranking/Aug. 03

**Femmes/fleuret-individueel**  
Classement final/03 Aout

RANK	NAME	CTRY
1	Luan	CHN
2	Hanisch	FRG
3	Vaccaroni	ITA
4	Guzganu	ROM
5	Brouquier	FRA
6	Modaine	FRA
7	Boschoff	FRG
8	Gaudin	FRA

The following athletes were eliminated after direct elimination w/repechage  
Les athletes suivants furent elimines apres'elimination directe avec repechage

9	Dan	ROM
10	Martin	GBR
11	Zhu	CHN
12	Palm	SWE
13	Li	CHN
14	Cicconetti	ITA
15	Zalaffi	ITA
16	Thurley	GBR

The following athletes were eliminated after round 3  
Les athletes suivants furent elimines apres le 3eme tour

17	Drori	ISR
18	Zsak	ROM
19	Weber	FRG
20	Waples	USA
21	Oh	KOR
22	McIntosh	GBR
23	Bradford	USA
24	Phillon	CAN

The following athletes were eliminated after round 2  
Les athletes suivants furent elimines apres le 2 eme tour

25	Pokier	CAN
26	Hatuel	ISR
27	Oikawa	JPN
28	Angelakis	USA
29	Smith	AUS
30	Miyahara	JPN

The following athletes were eliminated after round 1  
Les athletes suivants furent elimines apres le 1 ere tour

31	Lozano	MEX
32	Chaplin	AUS
33	Sinigaglia	ARG
34	Faustin	HAI
35	Giancola, S.I.	ARG
36	Mitchell	CAN
37	Choi	KOR
38	Maekawa	JPN
39	Viard	HAI
40	Snell	ISV
41	Giancola, S.M.	ARG
42	Higgins	PAN

# Fencing

# Escrime

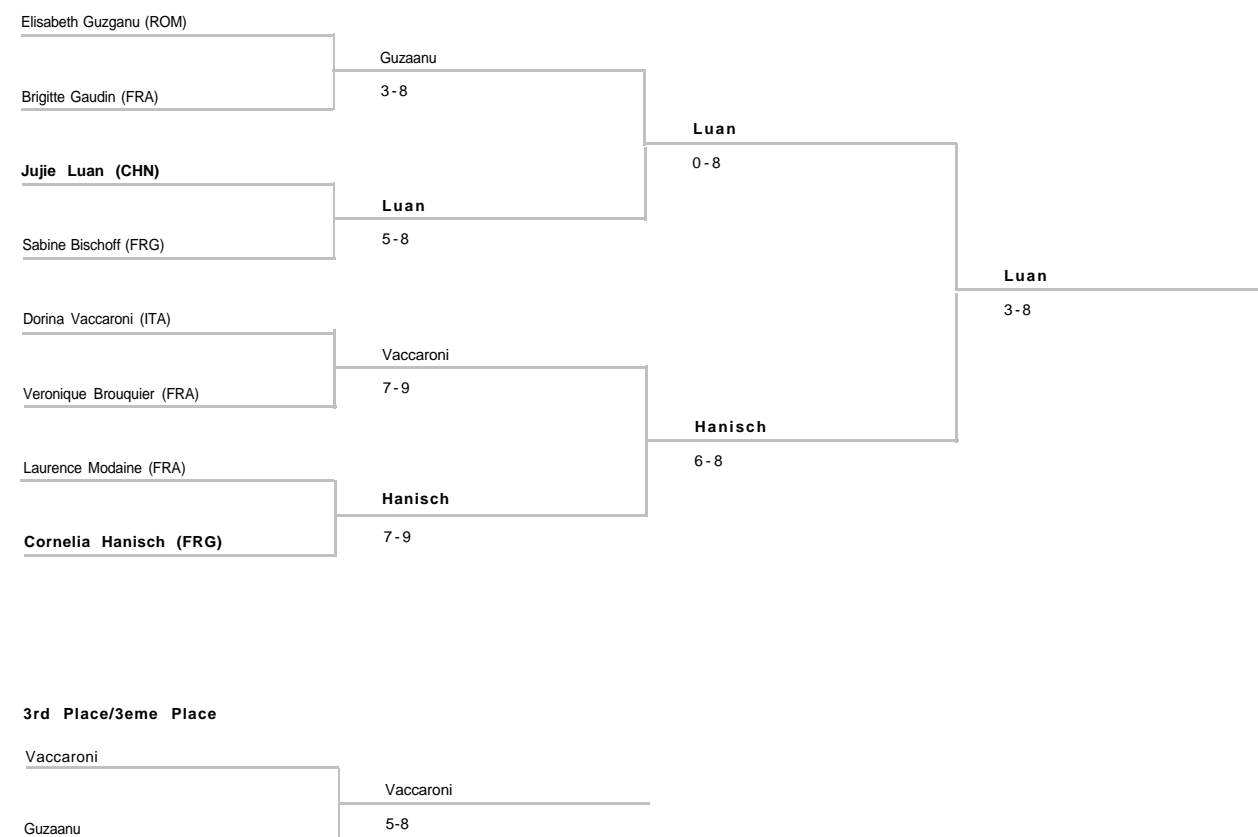
Ladies' Individual Foil  
Direct Elimination With Repechage/August 03

Femmes fleuret individuel  
Elimination Directe Avec Repechage/Aout 03



Ladies' Individual Foil  
Final Direct Elimination/August 03

Femmes fleuret individuel  
Finales en Elimination Directe/Aout 03







**Ladies/Foil-Team** Preliminary Round 1 Pool A Match 1 /Aug. 05  
**Femmes/fleuret-equipe** Tour preliminaire 1 poule a match 1/05 Aout

CTRY	NAME	1	2	3	4	5	6	7	8	V	TD	TR
USA												
1	Angelakis, Jana					1 V	5 D	4 V	3 V	3	18	13
2	Bradford, Vincent					1 V	5 D	5 D	1 V	2	14	12
3	Waples, Debra					5 D	5 D	5*0	5 D	0	11	20
4	Monplaisir, Sharon					4 V	4 V	4 V	4 V	4	20	16
GBR										7	61	63
5	Brannon, Ann	5*0	5 D	3*V	5 D					1	11	18
6	Martin, Linda	3 V	1 V	4 V	5 D					3	19	13
7	Mc Intosh, Fiona	5 D	3 V	0 V	5 D					2	18	13
8	Thurley, Elizabeth	5 D	5 D	4 V	5 D					1	13	19

Badders substituted for Waples in bout 7-3/Badders remplace Waples dans le combat numero 7-3  
 Arup substituted for Brannon in bouts 5-1 and 3-5/Arup remplace par Brannon dans les combats numero 5-1 et 3-5

**Ladies/Foil-Team** Preliminary Round 1 Pool A Match 2/Aug.05  
**Femmes/fleuret-equipe** Tour preliminaire 1 poule a match 2/05 Aout

CTRY	NAME	1	2	3	4	5	6	7	8	V	TD	TR
FRA										9	56	38
1	Modaine, Laurence						4 V	5 D	2 V	2	13	11
2	Trinquet-Hachin, Pascale					3 V		5 D	2 V	2	14	10
3	Meygret, Anne					4 V	2 V		3 V	3	15	9
4	Gaudin, Brigitte					1 V	5 D	2 V		2	14	8
GBR										3	38	56
5	Arup, Katie		5 D	5 D	5 D					0	8	15
6	Thurley, Elizabeth	5 D			5 D	4 V				1	11	14
7	Martin, Linda	3 V	4 V		5 D					2	12	12
8	Mc Intosh, Fiona	5 D	5 D	5 D						0	7	15

**Ladies/Foil-Team** Preliminary Round 1 Pool A Match 3/Aug.05  
**Femmes/fleuret-equipe** Tour poule a match 3/05 Aout

CTRY	NAME	1	2	3	4	5	6	7	8	V	TD	TR
USA										2	23	49
1	Angelakis, Jana						5 D	5 D	3 V	1	6	13
2	Monplaisir, Sharon					5 D		5 D	5 D	0	6	15
3	Bradford, Vincent					5 D	1 V		5 D	1	6	11
4	Waples, Debra					5 D	5 D			0	5	10
FRA										9	49	23
5	Modaine, Laurence		2 V	0 V	3 V					3	15	5
6	Trinquet-Hachin, Pascale	0 V		5 D	2 V					2	11	7
7	Meygret, Anne	1 V	2 V							2	10	3
8	Gaudin, Brigitte	5 D	2 V	1 V						2	13	8

**Ladies/Foil-Team** Preliminary Round 1 Pool B Match 1 /Aug. 05  
**Femmes/fleuret-equipe** Tour preliminaire 1 poule b match 1/05 Aout

CTRY	NAME	1	2	3	4	5	6	7	8	V	TD	TR
CAN										0	28	45
1	Mitchell, Caroline						5 D	5 D	5 D	0	9	15
2	Steiner, Shelley					5 D		5 D		0	5	10
3	Phillon, Madeleine						5 D		5 D	0	8	10
4	Pokier, Jacynthe					5 D	5 D			0	6	10
ROM										9	45	28
5	Dan, Aurora		3 V		2 V					2	10	5
6	Veber, Koszto	3 V		4 V	4 V					3	15	11
7	Zsak, Marcela	4 V	2 V							2	10	6
8	Oros, Rozalia	2 V		4 V						2	10	6

**Ladies/Foil-Team** Preliminary Round 1 Pool B Match 2 /Aug. 05  
**Femmes/fleuret-equipe** Tour preliminaire 1 poule b match 2/05 Aout

CTRY	NAME	1	2	3	4	5	6	7	8	V	TD	TR
CAN										3	25	55
1	Mitchell, Caroline						5 D	3 V	3 V	2	10	11
2	Cormier, Marie-Hugette					5 D		5 D		0	3	10
3	Phillon, Madeleine					5*0	5 D	5 D	5 D	0	3	20
4	Pokier, Jacynthe					4 V	5 D	5 D		1	9	14
CHN										9	55	25
5	Zhu, Qingyuan		2 V	2 V	5 D					2	14	9
6	Luan, Jujie	0 V		0 V	2 V					3	15	2
7	Li, Huahua	5 D	1 V	1 V	2 V					3	18	9
8	Wu, Qiuhua	5 D		0 V						1	8	5

\* Steiner substituted for Phillon in bout 3-5/Steiner remplace par Phillon dans le combat numero 3-5

**Ladies/Foil-Team** Preliminary Round 1 Pool B Match 3/Aug. 05  
**Femmes/fleuret-equipe** Tour preliminaire 1 poule b match 3/05 Aout

CTRY	NAME	1	2	3	4	5	6	7	8	V	TD	TR
CHN										5	49	62
1	Luan, Jujie					5*0	5 D	5*0	5 D	0	7	20
2	Zhu, Qingyuan					3 V	5 D	5 D		1	12	13
3	Li, Huahua											
4	Wu, Qiuhua									9	62	49
RON										2	17	13
5	Guzganu, Elisabeta	5 D	5 D	2 V	4 V					2	17	16
6	Zsak, Marcela	5 D	2 V	2 V	3 V					3	16	12
7	Dan, Aurora	5 D								2	12	8
8	Oros, Rozalia	5 D	2 V	1 V								

Zhu substituted for Li in bouts 3-5 and 7-3/Zhu remplace par Li dans les combats numeros 3-5 et 7-3

**Ladies/ Foil-Team** Preliminary Round 1 Pool C Match 1/Aug. 05  
**Femmes/fleuret-equipe** Tour preliminaire 1 poule c match 1/05 Aout

CTRY	NAME	1	2	3	4	5	6	7	8	V	TD	TR
ARG										1	17	46
1	Sinigaglia, Maria Alicia						5 D	5 D	5 D	0	3	15
2	Giancola, Sandra M.					5 D		5 D		0	0	10
3	Oriani, Constanza					5 D	5 D		1 V	1	9	11
4	Giancola, Silvana Ines					5 D	5 D			0	5	10
FRG										9	46	17
5	Bischoff, Sabine			0 V	3 V	2 V				3	15	5
6	Weber, Christiane	1 V		1 V	3 V					3	15	5
7	Funkenhauser, Zita	1 V	0 V							2	10	1
8	Wessel, Ute	1 V		5 D						1	6	6

**Ladies/Foil-Team** Preliminary Round 1 Pool C Match 2/Aug.05  
**Femmes/fleuret-equipe** Tour preliminaire 1 poule c match 2/05 Aout

CTRY	NAME	1	2	3	4	5	6	7	8	V	TD	TR
ITA										9	57	36
1	Ciconetti, Carola						5 D	1 V	3 V	2	14	9
2	Zalaffi, Margherita					2 V		3 V	5 D	2	14	10
3	Traversa, Lucia					1 V	4 V		2 V	3	15	7
4	Mochi, Clara					4 V	5 D	1 V		2	14	10
JPN										3	36	57
5	Oikawa, Azusa			5 D	5 D	5 D				0	7	15
6	Miyahara, Mieko	4 V			5 D	4 V				2	14	13
7	Maekawa, Miyuki	5 D	5 D		5 D					0	5	15
8	Oka, Tomoko	5 D	4 V	5 D						1	10	14

**Ladies/Foil-Team** Preliminary Round 1 Pool C Match 3/Aug.05  
**Femmes/fleuret-equipe** Tour preliminaire 1 poule c match 3/05 Aout

CTRY	NAME	1	2	3	4	5	6	7	8	V	TD	TR
JPN										4	36	54
1	Oikawa, Azusa					5 D	5 D	5 D	5 D	0	6	20
2	Maekawa, Miyuki					5 D		4 V	5 D	1	10	14
3	Miyahara, Mieko					5 D	5 D		2 V	1	9	12
4	Oka, Tomoko					1 V	5 D	2 V		2	11	8
FRG										9	54	36
5	Bischoff, Sabine	2*V	3 V	2*V	5 D					3	16	12
6	Weber, Christiane	0 V		2 V	1 V					3	15	3
7	Funkenhauser, Zita	3 V	5 D		5 D					1	11	13
8	Wessel, Ute	1 V	2 V	5 D						2	12	8

Hanisch substituted for Bischoff in bouts 5-1 and 3-5/Hanisch remplace par Bischoff dans les combats numero 5-1 et 3-5

**Ladies/Foil-Team** Preliminary Round 1 Pool C Match4/Aug.05  
**Femmes/fleuret-equipe** Tour preliminaire 1 poule c match 4/05 Aout

CTRY	NAME	1	2	3	4	5	6	7	8	V	TD	TR
ITA										9	45	13
1	Ciconetti, Carola						0 V	0 V	3 V	3	15	3
2	Zalaffi, Margherita					1 V		1 V		2	10	2
3	Traversa, Lucia						1 V		1 V	2	10	2
4	Mochi, Clara					4 V	2 V			2	10	6
ARG										0	13	45
5	Sinigaglia, Maria Alicia						5 D		5 D	0	5	10
6	Giancola, Sandra M.	5 D			5 D	5 D				0	3	15
7	Oriani, Constanza	5 D	5 D							0	1	10
8	Giancola, Silvana Ines	5 D			5 D					0	4	10

**Ladies/Foil-Team** Preliminary Round 1 Pool C Match 5/Aug. 05  
**Femmes/fleuret-equipe** Tour preliminaire 1 poule c match 5/05 Aout

CTRY	NAME	1	2	3	4	5	6	7	8	V	TD	TR
ITA												

# Fencing

# Escrime

## Ladies/Foil-Team Direct Elimination Round B (1/4) Match 1/Aug. 07

CTRY	NAME	1	2	3	4	5	6	7	8	V	TD	TR
ROM										8	52	29
	1 Guzganu, Elisabeta					5 D	1 V	5 D		1	13	11
	2 Veber, Koszto				0 V		5 D	2 V		2	11	7
	3 Oros, Rozalia				5 D	1 V		0 V		2	13	6
	4 Zsak, Marcela				1 V	0 V	4 V			3	15	5
USA										4	29	52
	5 Angelakis, Jana		5 D	3*V	5 D					1	6	13
	2 Monplaisir, Sharon	4 V		5 D	5 D					1	6	14
	3 Bradford, Vincent	5 D	1 V		5 D					1	10	11
	4 Waples, Debra	4 V	5 D	5 D						1	7	14

\* Badders substituted for Angelakis in bout 3-5/Badders remplace par Angelakis dans combat numero 3-5

## Ladies/Foil-Team Direct Elimination Round B (1/4) Match 2/Aug.07

CTRY	NAME	1	2	3	4	5	6	7	8	V	TD	TR
CHN										7	64	61
	1 Luan, Jujie				2 V	2 V	5 D	4 V		3	18	13
	2 Zhu, Qingyuan				2 V	5 D	5 D	0 V		2	15	12
	3 Li, Huahua				5 D	5 D	4 V	2 V		2	17	16
	4 Wu, Qiuhua				5 D	5 D	5 D	5*D		0	14	20
ITA										9	61	64
	5 Vaccaroni, Dorina	5 D	5 D	3 V	3 V					2	14	16
	6 Cicconetti, Carola	5 D	3 V	4 V	4 V					3	17	16
	7 Zalaffi, Margherita	3 V	2 V	5 D	3 V					3	19	13
	8 Mochi, Clara	5 D	5 D	5 D	4*V					1	11	19

\* Zhu substituted for Wu in bout 8-4/Zhu remplace par Wu dans le combat numero 8-4  
\* Traversa substituted for Mochi in bout 8-4/Traversa remplace par Mochi dans le combat numero 8-4

## Ladies/Foil-Team Direct Elimination Round C (1/2) Match 1/Aug.07

CTRY	NAME	1	2	3	4	5	6	7	8	V	TD	TR
ROM										8	56	44
	1 Guzganu, Elisabeta					1*V	5 D	5 D	5 D	1	12	16
	2 Dan, Aurora				5 D	1 V	1 V	5 D		2	16	12
	3 Oros, Rozalia				1 V	5 D	3 V	0 V		3	17	9
	4 Zsak, Marcela				0 V	2 V	5 D			2	11	7
FRA										7	44	56
	5 Brouquier, Veronique	5*D	4 V	5 D	5 D					1	7	19
	6 Modaine, Laurence	1 V	5 D	2 V	5 D					2	13	13
	7 Gaudin, Brigitte	2 V	5 D	5 D	1 V					2	14	13
	8 Trinquet-Hachin, Pascale	4 V	2 V	5 D						2	10	11

\* Veber substituted for Guzganu in bout 5-1/Veber remplace par Guzganu dans le combat numero 5-1  
\* Meygret substituted for Brouquier in 5-1/Meygret remplace par Brouquier dans le combat numero 5-1

## Ladies/Foil-Team Direct Elimination Round C(1/2) Match 2/Aug.07

CTRY	NAME	1	2	3	4	5	6	7	8	V	TD	TR
FRG										8	62	63
	Weber, Christiane				5 D	5 D	3 V	5 D		1	11	18
	Hanisch, Cornelia				2 V	5 D	4 V	5 D		2	16	16
	Bischoff, Sabine				4 V	3 V	3 V	5 D		3	18	15
	Funkenhauser, Zita				3 V	5 D	0 V	5 D		2	18	13
ITA										8	62	63
	5 Vaccaroni, Dorina	1 V	5 D	5 D	5 D					1	14	16
	6 Cicconetti, Carola	1 V	2 V	5 D	4 V					3	18	12
	7 Zalaffi, Margherita	5 D	5 D	5*D	5 D					0	10	20
	8 Traversa, Lucia	4 V	4 V	3 V	4 V					4	20	15

\* Mochi substituted for Zalaffi in bout 7-3/Mochi remplace par Zalaffi dans le combat numero 7-3

## Ladies/ Foil-Team Match For 5th Place/Aug.07

CTRY	NAME	1	2	3	4	5	6	7	8	V	TD	TR
CHN										9	58	51
	1 Luan, Jujie				3 V	1 V	2 V	4 V		4	20	10
	2 Zhu, Qingyuan				5 D	4 V	5 D	1 V		2	15	15
	3 Li, Huahua				5 D	5 D		3 V		1	10	13
	4 Wu, Qiuhua				5 D	4 V	4 V			2	13	13
USA										5	51	58
	5 Bradford, Vincent	5 D	3 V	4 V	3 V					3	18	15
	6 Monplaisir, Sharon	5 D	5 D	1 V	5 D					1	14	16
	7 Badders, Susan	5 D	2 V		5 D					1	11	12
	8 Waples, Debra	5 D	5 D	5 D						0	8	15

## Ladies/Foil-Team Match For 3rd Place/Aug. 07

CTRY	NAME	1	2	3	4	5	6	7	8	V	TD	TR
FRA										9	64	63
	1 Modaine, Laurence					5 D	3 V	4 V	5 D	2	15	17
	2 Trinquet-Hachin, Pascale				3 V	5 D	5 D	5 D		1	13	18
	3 Gaudin, Brigitte				4 V	5 D	4 V	1 V		3	17	14
	4 Brouquier, Veronique				5 D	1 V	4 V	4 V		3	19	14
ITA										7	63	64
	5 Vaccaroni, Donna	4 V	5 D	5 D	4*V					2	17	18
	6 Mochi, Clara	5 D	2 V	2 V	5 D					2	14	14
	7 Zalaffi, Margherita	5 D	4 V	5 D	5 D					1	17	19
	8 Traversa, Lucia	1 V	2 V	5 D	5 D					2	15	13

\* Mochi substituted for Vaccaroni in bout 5-4/Mochi remplace pour Vaccaroni dans le combat numero 5-4

## Ladies/Foil-Team Final/Aug.07

CTRY	NAME	1	2	3	4	5	6	7	8	V	TD	TR
ROM										9	59	49
	1 Dan, Aurora					5 D	5 D	2 V	5 D	1	10	17
	2 Veber, Koszto				5 D	5*D	5 D	5*D		0	11	20
	3 Oros, Rozalia				3 V	2 V		4 V		3	15	9
	4 Zsak, Marcela				5 D	5 D	3 V			1	13	13
FRG										9	59	49
	5 Weber, Christiane	0 V	3 V	5 D	4 V					3	18	12
	6 Hanisch, Cornelia	3 V	3 V	5 D	4 V					3	17	15
	7 Bischoff, Sabine	5 D	3 V		5 D					1	10	13
	8 Funkenhauser, Zita	2 V	2 V	5 D						2	14	9

\* Veber replaced by Guzganu in bouts 2-6 and 2-8/Veber remplace par Guzganu dans les combats numero 2-6 et 2-8

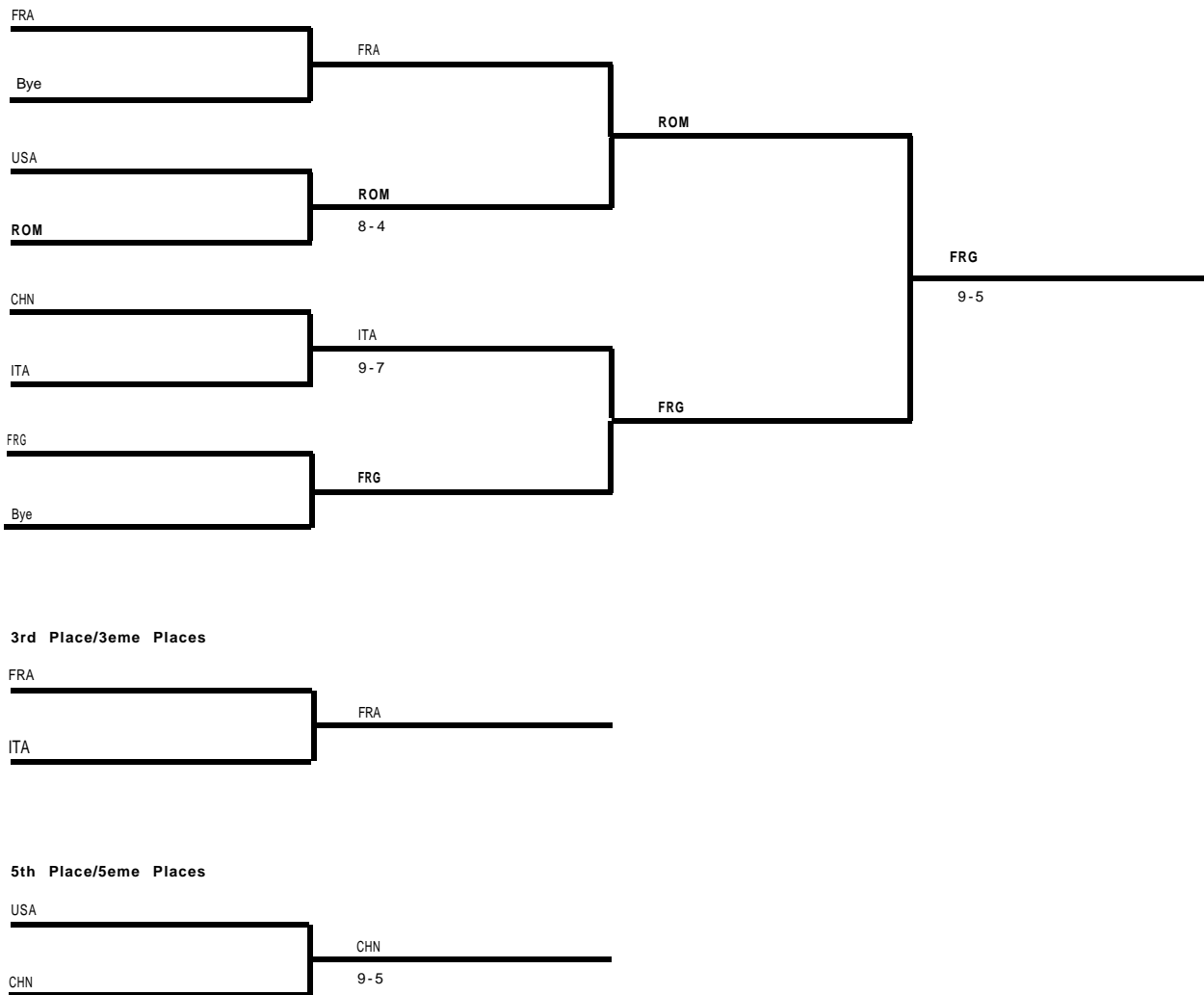
## Ladies/ Foil-Team Find Classification / Aug. 07

RK	CTRY	NAME	V	TV	TR	TTR	TD	TTD
1	FRG	Weber, Christiane	3	12	18	9	59	49
		Hanisch, Cornelia	3	15	17			
		Bischoff, Sabine	1	13	10			
		Funkenhauser, Zita	2	9	14			
		Wessel, Ute	0	0	0			
2	ROM	Dan, Aurora	1	17	10	5	59	49
		Veber, Koszto	0	10	6			
		Oros, Rozalia	3	9	15			
		Zsak, Marcela	1	13	13			
		Guzganu, Elisabeta	0	10	5			
3	FRA	Modaine, Laurence	2	17	15	9	63	64
		Trinquet-Hachin, Pascale	1	18	13			
		Gaudin, Brigitte	3	14	17			
		Brouquier, Veronique	3	14	19			
		Meygret, Anne	0	0	0			
4	ITA	Vaccaroni, Dorina	1	14	13	7	64	63
		Mochi, Clara	2	14	14			
		Zalaffi, Margherita	1	19	17			
		Traversa, Lucia	2	13	15			
		Mochi, Clara	1	4	5			
5	CHN	Luan, Jujie	4	10	20	9	51	58
		Zhu, Qingyuan	2	15	15			
		Li, Huahua	1	13	10			
		Wu, Qiuhua	2	13	13			
6	USA	Bradford, Vincent	3	15	18	5	58	51
		Monplaisir, Sharon	1	16	14			
		Badders, Susan	1	12	11			
		Waples, Debra	0	15	8			
		Angelakis, Jana	0	0	0			
7	GBR	Brannon, Ann						
		Martin, Linda						
		Mc Intosh, Fiona						
		Thurley, Elizabeth						
		Arup, Katie						
8	JPN	Miyahara, Mieko						
		Oikawa, Azusa						
		Maekawa, Miyuki						
		Oka, Tomoko						
9	CAN	Mitchell, Caroline						
		Steiner, Shelley						
		Phillion, Madeleine						
		Poirier, Jacynthe						
		Cormier, Marie-Huguette						
10	ARG	Sinigaglia, Maria Alicia						
		Giancola, Sandra M.						
		Oriani, Constanza						
		Giancola, Silvana Ines						



Ladies Team Foil  
Elimination Round Summary August 07

Femmes/Fleuret equipe  
Sommaire Tours D'elimination Aout 07



\*Advanced on more hits scored, 63-62.

Men/Foil Individual Competition  
Round 1 Pool 1 /Aug. 01

RANK	NAME	CTRY	1	2	3	4	5	6	7	8	9	10	V	M	TD	TR	PL	E
1	Darricau, Henri	LIB	5 D	3 V	5 D	3 V							2	4	13	16	3	
2	Borella, Andrea	ITA	1 V	2 V	3 V	2 V							4	4	20	8	1	
3	Blaschka, Robert	AUT	5 D	5 D	4 V	5 D							1	4	14	19	4	
4	Joos, Stefan	BEL	2 V	5 D	5 D	1 V							2	4	17	13	2	
5	Habeebullah, Majed A	SAU	5 D	5 D	4 V	5 D							1	4	11	19	5	E

Men/Foil Individual Competition  
Round 1 Pool 2/Aug. 01

RANK	NAME	CTRY	1	2	3	4	5	6	7	8	9	10	V	M	TD	TR	PL	E
1	Umezawa, Kenichi	JPN	3 V	2 V	4 V	3 V							4	4	20	12	1	
2	Cerioni, Stefano	ITA	5 D	0 V	5 D	0 V							2	4	15	10	3	
3	Francis, Julio	ISV	5 D	5 D	5 D	5 D							0	4	4	20	5	E
4	Eyal, Shlomo	ISR	5 D	2 V	1 V	1 V							3	4	19	9	2	
5	Yamac, Haluk	TUR	5 D	5 D	1 V	5 D							1	4	9	16	4	

Men/Foil Individual Competition  
Round 1 Pool3/Aug.01

RANK	NAME	CTRY	1	2	3	4	5	6	7	8	9	10	V	M	TD	TR	PL	E
1	Turiace, Sergio R.	ARG	5 D	5 D	5 D	5 D	1 V						1	5	17	21	4	
2	Omnes, Philippe	FRA	4 V	2 V	1 V	5 D	3 V						4	5	24	15	2	
3	Ko, Yin-Fai	HKG	4 V	5 D	5 D	5 D	5 D						1	5	14	24	5	E
4	Azuma, Nobuyuki	JPN	2 V	5 D	2 V	5 D	1 V						3	5	18	15	3	
5	Hatuel, Itzhak	ISR	2 V	4 V	2 V	2 V	0 V						5	5	25	10	1	
6	Mendoza, Saul	BOL	5 D	5 D	3 V	5 D	5 D						1	5	10	23	6	E

Men/Foil Individual Competition  
Round 1 Pool 4/Aug. 01

RANK	NAME	CTRY	1	2	3	4	5	6	7	8	9	10	V	M	TD	TR	PL	E
1	Haddad, Daany	LIB	5 D	5 D	5 D	5 D	5 D						1	5	12	20	5	E
2	Jumean, Ayman	JOR	5 D	5 D	5 D	5 D							0	5	0	25	6	E
3	Jolyot, Pascal	FRA	5 D	2 V	5 D	4 V							4	5	23	14	2	
4	Lucchetti, Sergio A.	ARG	5 D	5 D	5 D	2 V							3	5	17	15	3	
5	Numa, Mauro	ITA	3 V	0 V	3 V								5	5	25	7	1	
6	Shimokawa, Tadashi	JPN	5 D	5 D	5 D								2	5	19	15	4	

Men/Foil Individual Competition  
Round 1 Pool 5/Aug.01

RANK	NAME	CTRY	1	2	3	4	5	6	7	8	9	10	V	M	TD	TR	PL	E
1	Kreglo, James	ISV	5 D	5 D	5 D	5 D	5 D						0	5	8	25	6	E
2	Magallanes, Jose Rafael	VEN	0 V	5 D	4 V	3 V	4 V						4	5	24	16	2	
3	Gey, Mathias	FRG	2 V	4 V	0 V	0 V	0 V						5	5	25	6	1	
4	Al-Ahmad, Ahmad	KUW	2 V	5 D	5 D	5 D	5 D						1	5	14	22	5	E
5	Wendt, Joachim	AUT	2 V	5 D	5 D	1 V	2 V						3	5	18	15	3	
6	Diez, Edgardo	PUR	2 V	5 D	5 D	4 V	5 D						2	5	16	21	4	

Men/Foil Individual Competition  
Round 1 Pool 5/Aug.01

RANK	NAME	CTRY	1	2	3	4	5	6	7	8	9	10	V	M	TD	TR	PL	E
1	Lee, Tai-Chung	TPE	5 D	5 D	2 V	5 D	5 D						1	5	13	22	5	E
2	Bell, Nicholas	GBR	2 V	5 D	1 V	5 D	4 V						3	5	19	17	3	
3	Liu, Yunhong	CHN	2 V	4 V	0 V	1 V	5 D						4	5	22	12	1	
4	Alzouweid, Abdullah	SAU	5 D	5 D	5 D	3 V	5 D						1	5	11	23	6	E
5	Somloi, Georg	AUT	3 V	0 V	5 D	5 D	5 D						2	5	18	18	4	
6	Hein, Harald	FRG	1 V	5 D	2 V	3 V	4 V						4	5	24	15	2	

# Fencing

# Escrime

## Men/Foil Individual Competition Round 1 Pool 7/Aug. 01

## Hommes/fleuret competition individuelle Tour 1 poule 7/01 Aout

RANK	NAME	CTRY	1	2	3	4	5	6	7	8	9	TD	V	M	TD	TR	PL	E
1	Normann, Jeppe	NOR	5 D	5 D	5 D	5 D	5 D					0	5	9	25	6	E	
2	Yu, Yifeng	CHN	1 V	5 D	2 V	0 V	5 D					3	5	20	13	3		
3	Behr, Mathias	FRG	4 V	4 V	2 V	0 V	4 V					5	5	25	14	1		
4	Elhousseiny, Abdelmonem	EGY	1 V	5 D	5 D	3 V	5 D					2	5	16	19	4		
5	Lam, Tak-Chuen	HKG	3 V	5 D	5 D	5 D	5 D					1	5	10	23	5	E	
6	Benko, Gregory	AUS	0 V	1 V	5 D	2 V	2 V					4	5	24	10	2		

## Men/Foil Individual Competition Round 1 Pool 8/Aug.01

## Hommes/fleuret competition individuelle Tour 1 poule 8/01 Aout

RANK	NAME	CTRY	1	2	3	4	5	6	7	8	9	10	V	M	TD	TR	PL	E
1	Pietruszka, Fredric	FRA	1 V	3 V	1 V	4 V	5 D						4	5	22	14	2	
2	Chu, Shisheng	CHN	5 D	0 V	5 D	4 V	4 V						3	5	17	18	4	
3	Alrashid, Khalid F	SAU	5 D	5 D	5 D	1 V	5 D						1	5	11	21	5	E
4	Lewisson, Peter	USA	5 D	1 V	2 V	3 V	5 D						3	5	19	16	3	
5	Darricau, Yves Daniel	LIB	5 D	5 D	5 D	5 D	5 D						0	5	12	25	6	E
6	Harper, Pierre	GBR	2 V	5 D	1 V	3 V	0 V						4	5	24	11	1	

## Men/Foil Individual Competition Round 1 Pool 9/Aug.01

## Hommes/fleuret competition individuelle Tour 1 poule 9/01 Aout

RANK	NAME	CTRY	1	2	3	4	5	6	7	8	9	10	V	M	TD	TR	PL	E
1	Tsai, Shing-Hsiang	TPE	5 D	5 D	5 D	5 D	5 D						0	5	10	25	6	E
2	Al-Awadhi, Khaled	KUW	4 V	5 D	3 V	3 V	5 D						3	5	21	20	4	
3	Joos, Peter	BEL	0 V	3 V	3 V	0 V	5 D						4	5	22	11	1	
4	Diab, Aïmed	EGY	4 V	5 D	5 D	5 D	2 V						2	5	16	21	5	E
5	Kuki, Adalbert	ROM	0 V	5 D	5 D	0 V	4 V						3	5	18	14	2	
6	McCahey, Michael	USA	2 V	3 V	2 V	5 D	5 D						3	5	21	17	3	

## Men/Foil Individual Competition Round 1 Pool 10/Aug.01

## Hommes/fleuret competition individuelle Tour 1 poule 10/01 Aout

RANK	NAME	CTRY	1	2	3	4	5	6	7	8	9	10	V	M	TD	TR	PL	E
1	Soumagne, Thierry	BEL	1 V	2 V	1 V	3 V	5 D						4	5	20	12	3	
2	Refat, Belal	EGY	5 D	4 V	2 V	5 D	5 D						2	5	17	21	4	
3	Al-Mutawa, Kifah	KUW	5 D	5 D	5 D	5 D	5 D						0	5	14	25	6	E
4	Lai, Yee-Lap	HKG	5 D	1 V	5 D	5 D	5 D						1	5	10	21	5	E
5	Massialas, Gregory	USA	5 D	3 V	3 V	1 V	2 V						4	5	23	14	2	
6	Gosbee, William	GBR	0 V	3 V	4 V	1 V	5 D						4	5	22	13	1	

## Men/Foil Individual Competition Round 1 /Aug. 01

## Hommes/fleuret competition individuelle Tour 1/01 Aout

RANK	NAME	CTRY	V/M	TD-TR	POOL	PL	TD	TR
1	Gay, Mathias	FRG	1.000	19	E	1	25	
2	Numa, Mauro	ITA	1.000	18	D	1	25	
3	Hatuel, Itzhak	ISR	1.000	15	C	1	25	
4	Borella, Andrea	ITA	1.000	12	A	1	20	
5	Behr, Mathias	FRG	1.000	11	G	1	25	
6	Umezawa, Kenichi	JPN	1.000	8	B	1	20	
7	Benko, Gregory	AUS	0.800	14	G	2	24	
8	Harper, Pierre	GBR	0.800	13	H	1	24	
9	Joos, Peter	BEL	0.800	11	I	1	22	
10	Liu, Yunhong	CHN	0.800	10	F	1	22	
11	Gosbee, William	GBR	0.800	9	J	1	22	
12	Jolyot, Pascal	FRA	0.800	9	D	2	23	
	Massialas, Gregory	USA	0.800	9	J	2	23	
14	Omnes, Philippe	FRA	0.800	9	C	2	24	
	Hein, Harald	FRG	0.800	9	F	2	24	
16	Soumagne, Thierry	BEL	0.800	8	J	3	20	
17	Pietruszka, Fredric	FRA	0.800	8	H	2	22	
18	Magallanes, Jose Rafael	VEN	0.800	8	E	2	24	
19	Eyal, Shlomo	ISR	0.750	10	B	2	19	
20	Yu, Yifeng	CHN	0.600	7	G	3	20	
21	Kuki, Adalbert	ROM	0.600	4	I	2	18	
22	McCahey, Michael	USA	0.600	4	I	3	21	
23	Azuma, Nobuyuki	JPN	0.600	3	C	3	18	
	Wendt, Joachim	AUT	0.600	3	E	3	18	
25	Lewisson, Peter	USA	0.600	3	H	3	19	
26	Lucchetti, Sergio A.	ARG	0.600	2	D	3	17	
27	Sell, Nicholas	GBR	0.600	2	F	3	19	
28	Al-Awadhi, Khaled	KUW	0.600	1	I	4	21	
29	Chu, Shisheng	CHN	0.600	-1	H	4	17	
30	Cerioni, Stefano	ITA	0.500	5	B	3	15	
31	Joos, Stefan	BEL	0.500	4	A	2	17	
32	Darricau, Henry	LIB	0.500	-3	A	3	13	
33	Shimokawa, Tadashi	JPN	0.400	4	D	4	19	
34	Somloi, Georg	AUT	0.400	0	F	4	18	
35	Elhousseiny, Abdelmonem	EGY	0.400	-3	G	4	16	
36	Refat, Belal	EGY	0.400	-4	J	4	17	
37	Diez, Edgardo	PUR	0.400	-5	E	4	16	
38	Blaschka, Robert	AUT	0.250	-5	A	4	14	
39	Yamac, Haluk	TUR	0.250	-7	B	4	9	
40	Turiace, Sergio R.	ARG	0.200	-4	C	4	17	

The above athletes are qualified/Les athletes ci-haut se qualifient

RANK	NAME	CTRY	V/M	TD-TR	POOL	PL	TD	TR
------	------	------	-----	-------	------	----	----	----

The following athletes are eliminated/Les athletes suivants sont elimines

41	Diab, Aïmed	EGY	0.400	-5	I	5	16	21
42	Habeebullah, Majed A.	SAU	0.250	-8	A	5	11	19
43	Haddad, Daany	LIB	0.200	-8	D	5	12	20
44	Al-Ahmad, Ahmad	KUW	0.200	-8	E	5	14	22
45	Lee, Tai-Chung	TPE	0.200	-9	F	5	13	22
46	Alrashid, Khalid F.	SAU	0.200	-10	H	5	11	21
47	Ko, Yin-Fai	HKG	0.200	-10	C	5	14	24
48	Lai, Yee-Lap	HKG	0.200	-11	J	5	10	21
49	Alzouweid, Abdullah	SAU	0.200	-12	F	6	11	23
50	Mendoza, Saul	BOL	0.200	-13	C	6	10	23
	Lam, Tak-Chuen	HKG	0.200	-13	G	5	10	23
52	Al-Mutawa, Kifah	KUW	0.000	-11	J	6	14	25
53	Darricau, Yves Daniel	LIB	0.000	-13	H	6	12	25
54	Tsai, Shing-Hsiang	TPE	0.000	-15	I	6	10	25
55	Francis, Julio	ISV	0.000	-16	B	5	4	20
56	Norman, Jeppe	NOR	0.000	-16	G	6	9	25
57	Kreglo, James	ISV	0.000	-17	E	6	8	25
58	Jumean, Ayman	JOR	0.000	-25	D	6	0	25

## Men/Foil Individual Competition Round 2 Pool 1/Aug.01

## Hommes/fleuret competition individuelle Tour 2 poule 1/01 Aout

RANK	NAME	CTRY	1	2	3	4	5	6	7	8	9	10	V	M	TD	TR	PL	E
1	Shimokawa, Tadashi	JPN	5 D	5 D	5 D	4 V							1	4	6	19	5	E
2	Soumagne, Thierry	BEL	0 V	4 V	5 D	5 D							2	4	13	14	3	
3	Somloi, Georg	AUT	0 V	5 D	5 D	5 D							1	4	10	15	4	E
4	Gey, Mathias	FRG	1 V	1 V	1 V	5 D							3	4	18	8	1	
5	Pietruszka, Fredric	FRA	5 D	2 V	0 V	3 V							3	4	19	10	2	

## Men/Foil Individual Competition Round 2 Pool 2/Aug.01

## Hommes/fleuret competition individuelle Tour 2 poule 2/01 Aout

RANK	NAME	CTRY	1	2	3	4	5	6	7	8	9	10	V	M	TD	TR	PL	E
1	Numa Mauro	ITA	1 V	5 D	4 V	1 V							3	4	19	11	1	
2	Darricau, Henri	LIB	5 D	5 D	5 D	5 D							0	4	7	20	5	E
3	Joos, Stephan	BEL	4 V	4 V	1 V	5 D							3	4	16	14	2	
4	Hein, Harald	FRG	5 D	1 V	5 D	4 V							2	4	15	15	4	E
5	Magallanes, Jose Rafael	VEN	5 D	1 V	1 V	5 D							2	4	15	12	3	

## Men/Foil Individual Competition Round 2 Pool 3/Aug.01

## Hommes/fleuret competition individuelle Tour 2 poule 3/01 Aout

RANK	NAME	CTRY	1	2	3	4	5	6	7	8	9	10	V	M	TD	TR	PL	E
1	Refat, Belal	EGY	5 D	5 D	3 V	5 D							1	4	11	18	5	E
2	Cerioni, Stefano	ITA	3 V	3 V	5 D	5 D							2	4	13	16	3	
3	Hatuel, Itzhak	ISR	1 V	5 D	0 V	5 D							2	4	14	11	2	
4	Yu, Yifeng	CHN	5 D	1 V	5 D	5 D							1	4	10	16	4	E
5	Omnes, Philippe	FRA	2 V	2 V	1 V	2 V							4	4	20	7	1	

## Men/Foil Individual Competition Round 2 Pool 4/Aug.01

## Hommes/fleuret competition individuelle Tour 2 poule 4/01 Aout

RANK	NAME	CTRY	1	2	3	4	5	6	7	8	9	10	V	M	TD	TR	PL	E





**Men/Foil Individual Competition**  
Round 2 Pool 7/Aug.01

**Hommes/fleuret competition individuelle**  
Tour 2 poule 7/01 Aout

RANK RANG	NAME	CTRY	1	2	3	4	5	6	7	8	9	10	V	M	TD	TR	PL	E
1	Yamac, Haluk	TUR	5 D	5 D	3 V	3 V							2	4	13	16	4	E
2	Azuma, Nobuyuki	JPN	1 V	0 V	5 D	5 D							2	4	15	11	2	
3	Lucchetti, Sergio A.	ARG	2 V	5 D		5 D	5 D						1	4	11	17	5	E
4	Liu, Yunhong	CHN	5 D	3 V	3 V		3 V						3	4	18	14	1	
5	Benko, Gregory	AUS	5 D	2 V	3 V	5 D							2	4	16	15	3	

**Men/Foil Individual Competition**  
Round 2 Pool 8/Aug. 01

**Hommes/fleuret competition individuelle**  
Tour 2 poule 8/01 Aout

RANK RANG	NAME	CTRY	1	2	3	4	5	6	7	8	9	10	V	M	TD	TR	PL	E
1	Tunace, Sergio R.	ARG	5 D	5 D	5 D	5 D							0	4	8	20	5	E
2	Lewison, Peter	USA	1 V	4 V	5 D	4 V							3	4	17	14	2	
3	Wendt, Joachim	AUT	2 V	5 D		2 V	2 V						3	4	19	11	1	
4	Joos, Peter	BEL	1 V	2 V	5 D		5 D						2	4	15	13	3	
5	Harper, Pierre	GBR	4 V	5 D	5 D	3 V							2	4	16	17	4	E

**Men/Foil Individual Competition**  
Round 2/Aug.01

**Hommes/fleuret competition individuelle**  
Tour 2/01 Aout

RANK RANG	NAME	CTRY	V/M	TD-TR	POOL POULE	PL	TD	TR
1	Omnes, Philippe	FRA	1.000	13	C	1	20	7
2	Borella, Andrea	ITA	1.000	12	D	1	20	8
3	Behr, Matthias	FRG	1.000	10	E	1	20	10
4	Gey, Mathias	FRG	0.750	10	A	1	18	8
5	Pietruszka, Frederick	FAA	0.750	9	A	2	19	10
6	Numa, Mauro	ITA	0.750	8	B	1	19	11
	Wendt, Joachim	AUT	0.750	8	H	1	19	11
8	Blaschka, Robert	AUT	0.750	5	F	1	18	13
9	Gosbee, William	GBR	0.750	4	F	2	18	14
	Liu, Yunhong	CHN	0.750	4	G	1	18	14
11	Umezawa, Kenichi	JPN	0.750	4	F	3	19	15
12	Lewison, Peter	USA	0.750	3	H	2	17	14
13	Chu, Shisheng	CHN	0.750	2	D	2	15	13
14	Joos, Stefan	BEL	0.750	2	B	2	16	14
15	Eyal, Shlomo	ISR	0.500	5	O	3	17	12
16	Azuma, Nobuyuki	JPN	0.500	4	G	2	15	11
17	Hatuel, Itzhak	ISR	0.500	3	C	2	14	11
18	Magallanes, Jose Rafael	VEN	0.500	3	B	3	15	12
19	Joos, Peter	BEL	0.500	2	H	3	15	13
20	Elhousseiny, Abdelmonem	EGY	0.500	1	E	2	16	15
	Benko, Gregory	AUS	0.500	1	G	3	16	15
22	Soumagne, Thierry	BEL	0.500	-1	A	3	13	14
23	Kuki, Adalbert	ROU	0.500	-2	E	3	14	16
24	Cerioni, Stefano	ITA	0.500	-3	C	3	13	16

The above athletes are qualified/Les athletes ci-haut se qualifient

The following athletes are eliminated/Les athletes suivants sont elimines

25	Hein, Harald	FRG	0.500	0	B	4	16	15
26	Harper, Pierre	GBR	0.500	-1	H	4	16	17
27	Yamac, Haluk	TUR	0.500	-3	G	4	13	16
28	Massialas, Gregory	USA	0.250	-4	E	4	15	19
29	Somloi, Georg	AUT	0.250	-5	A	4	10	15
30	McCahey, Michael	USA	0.250	-5	F	4	11	16
31	Bell, Nicholas	GBR	0.250	-5	E	5	14	19
32	Yu, Yifeng	CHN	0.250	-6	C	4	10	16
	Jolyot, Pascal	FRA	0.250	-6	D	4	10	16
34	Lucchetti, Sergio A.	ARG	0.250	-6	G	5	11	17
35	Refat, Belal	EGY	0.250	-7	C	5	11	18
36	Shimokawa, Tadashi	JPN	0.250	-13	A	5	6	19
37	AlAwadhi, Khaled	KUW	0.000	-8	F	5	12	20
38	Turiace, Sergio R.	ARG	0.000	-12	H	5	8	20
39	Darricau, Henri	LTB	0.000	-13	B	5	7	20
	Diez, Edgardo	PUR	0.000	-13	D	5	7	20

**Men/Foil Individual Competition**  
Round 3 Pool 1/Aug.01

**Hommes/fleuret competition individuelle**  
Tour 3 poule 1/01 Aout

RANK RANG	NAME	CTRY	1	2	3	4	5	6	7	8	9	10	V	M	TD	TR	PL	E
1	Numa, Mauro	ITA	5 D	5 D	4 V	1 V	1 V						3	5	21	16	3	
2	Cerioni, Stefano	ITA	3 V		3 V	5 D	2 V	2 V					4	5	24	15	2	
3	Hatuel, Itzhak	ISR	3 V	5 D		5 D	4 V	3 V					3	5	20	20	4	
4	Omnes, Phillippe	FRA	5 D	4 V	2 V		3 V	0 V					4	5	24	14	1	
5	Azuma, Nobuyuki	JPN	5 D	5 D	5 D	5 D		4 V					1	5	15	24	5	E
6	Gosbee, William	GBR	5 D	5 D	5 D	5 D	5 D						0	5	10	25	6	E

**Men/Foil Individual Competition**  
Round 3 Pool 2/Aug.01

**Hommes/fleuret competition individuelle**  
Tour 3 poule 2/01 Aout

RANK RANG	NAME	CTRY	1	2	3	4	5	6	7	8	9	10	V	M	TD	TR	PL	E
1	Liu, Yunhong	CHN	5 D	5 D	5 D	3 V	2 V						2	5	16	20	4	
2	Soumagne, Thierry	BEL	2 V		5 D	5 D	3 V	3 V					3	5	20	18	3	
3	Blaschka, Robert	AUT	1 V	3 V		5 D	2 V	1 V					4	5	23	12	2	
4	Borella, Andrea	ITA	3 V	2 V	3 V		0 V	3 V					5	5	25	11	1	
5	Eyal, Shlomo	ISR	5 D	5 D	5 D	5 D		0 V					1	5	13	20	5	E
6	Magallanes, Jose Rafael	VEN	5 D	5 D	5 D	5 D	5 D						0	5	9	25	6	E

**Men/Foil Individual Competition**  
Round 3 Pool 3/Aug. 01

**Hommes/fleuret competition individuelle**  
Tour 3 poule 3/01 Aout

RANK RANG	NAME	CTRY	1	2	3	4	5	6	7	8	9	10	V	M	TD	TR	PL	E
1	Umezawa, Kenichi	JPN	5 D	4 V	4 V	2 V	2 V						4	5	22	17	2	
2	Kuki, Adalbert	ROU	2 V		4 V	5 D	5 D	3 V					3	5	22	19	3	
3	Joos, Stefan	BEL	5 D	5 D		5 D	5 D	5 D					0	5	16	25	6	E
4	Behr, Mathias	FRG	5 D	3 V	1 V		1 V	4 V					4	5	24	14	1	
5	Elhousseiny, Abdelmonem	EGY	5 D	4 V	4 V	5 D		4 V					3	5	18	22	4	
6	Wendt, Joachim	AUT	5 D	5 D	3 V	5 D	5 D						1	5	18	23	5	E

**Men/ Foil Individual Competition**  
Round 3 Pool 4/Aug.01

**Hommes/fleuret competition individuelle**  
Tour 3 poule 4/01 Aout

RANK RANG	NAME	CTRY	1	2	3	4	5	6	7	8	9	10	V	M	TD	TR	PL	E
1	Lewison, Peter	USA	3 V	5 D	4 V	5 D	5 D						2	5	16	22	4	
2	Joos, Peter	BEL	5 D		5 D	4 V	5 D	5 D					1	5	15	24	6	E
3	Chu, Shisheng	CHN	0 V	1 V		2 V	5 D	5 D					3	5	20	13	2	
4	Benko, Gregory	AUS	5 D	5 D	5 D		5 D	2 V					1	5	16	22	5	E
5	Gey, Mathias	FRG	2 V	2 V	1 V	1 V		2 V					5	5	25	8	1	
6	Pietruszka, Fredric	FRA	4 V	4 V	4 V	5 D	5 D						3	5	19	22	3	

**Men/Foil Individual Competition**  
Round 3/Aug.02

**Hommes/fleuret competition individuelle**  
Tour 3/02 Aout

RANK RANG	NAME	CTRY	V/M	TD-TR	POOL POULE	PL	TD	TR
1	Gey, Mathias	FRG	1.000	17	D	1	25	8
2	Borella, Andrea	ITA	1.000	14	B	1	25	11
3	Blaschka, Robert	AUT	0.800	11	B	2	23	12
4	Omnes, Philippe	FRA	0.800	10	A	1	24	14
	Behr, Matthias	FRG	0.800	10	C	1	24	14
6	Cerioni, Stefano	ITA	0.800	9	A	2	24	15
7	Umezawa, Kenichi	JPN	0.800	5	C	2	22	17
8	Chu, Shisheng	CHN	0.600	7	D	2	20	13
9	Numa, Mauro	ITA	0.600	5	A	3	21	16
10	Kuki, Adalbert	ROU	0.600	3	C	3	22	19
11	Soumagne, Thierry	BEL	0.600	2	B	3	20	18
12	Hatuel, Itzhak	ISR	0.600	0	A	4	20	20
13	Pietruszka, Frederick	FRA	0.600	-3	O	3	19	22
14	Elhousseiny, Abdelmonem	EGY	0.600	-4	C	4	18	22
15	Liu, Yunhong	CHN	0.400	-4	B	4	16	20
16	Lewison, Peter	USA	0.400	-6	O	4	16	22

The above athletes are qualified/ Les athletes ci-haut se qualifient

The following athletes are eliminated/ Les athletes suivants sont elimines

17	Wendt, Joachim	AUT	0.200	-5	C	5	18	23
18	Benko, Gregory	AUS	0.200	-6	D	5	16	22
19	Eyal, Shlomo	ISR	0.200	-7	B	5	13	20
20	Azuma, Nobuyuki	JPN	0.200	-9	A	5	15	24
	Joos, Peter	BEL	0.200	-9	D	6	15	24
22	Joos, Stefan	BEL	0.000	-9	C	6	16	25
23	Gosbee, William	GBR	0.000	-15	A	6	10	25
24	Magallanes, Jose Rafael	VEN	0.000	-16	B	6	9	25

**Men/Foil-Individual**  
Final Ranking/Aug. 02

**Hommes/fleuret-individuel**  
Classement final/02Aout

RANK RANG	NAME	CTRY
1	Numa, Mauro	ITA
2	Behr, Matthias	FRG
3	Cerioni, Stefano	ITA
4	Pietruszka, Frederick	FRA
5	Borella, Andrea	ITA
6	Gey, Mathias	FRG
7	Omnes, Phillippe	FRA
8	Soumagne, Thierry	BEL

The following athletes were eliminated after direct elimination w/repechage  
Les athletes suivants furent elimines apres l'elimination directe avec repechage

# Fencing

# Escrime

RANK	NAME	CTRY
RANG		

The following athletes were eliminated after round 2  
Les athletes suivants furent elimines apres le 2eme tour

25	Hein, Harald	FRG
26	Harper, Pierre	GBR
27	Yamac, Haluk	TUR
28	Massialas, Gregory	USA
29	Somloi, Georg	AUT
30	McCahey, Michael	USA
31	Bell, Nicholas	GBR
32	Yu, Yifeng	CHN
33	Jolyot, Pascal	FRA
34	Lucchetti, Sergio A.	ARG
35	Refat, Belal	EGY
36	Shimokawa, Tadashi	JPN
37	Al-Awadhi, Khlaed	KUW
38	Turiace, Sergio R.	ARG
39	Darricau, Henri	LIB
	Diez, Edgardo	PUR

The following athletes were eliminated after round 1  
Les athletes suivants furent elimines apres le 1 ere tour

41	Diab, Ahmed	EGY
42	Habebullah, Majed A.	SAU
43	Haddad, Dany	LIB
44	Al-Ahmad, Ahmad	KUW
45	Lee, Tai-Chung	TPE
46	Alrashid, Khalid F.	SAU
47	Ko, Yin-Fai	HKG
48	Lai, Yee-Lap	HKG
49	Alzouweid, Abdullah	SAU
50	Mendoza, Saul	BOL
	Lam, Tak-Chuen	HKG
52	Al-Mutawa, Kifah	KUW
53	Darricau, Yves Daniel	LIB
54	Tsai, Shing-Hsiang	TPE
55	Francis, Julito	ISV
56	Normann, Jeppe	NOR
57	Kreglo, James	ISV
58	Jumean, Ayman	JOR

Sabre-Individual												Sabre-indivuel						
Round 1 Pool A / Aug. 03												Tour 1 poule a / 03 Aout						
RANK	NAME	CTRY	1	2	3	4	5	6	7	8	9	10	V	M	TD	TR	PL	E
RANG																		
1	Marcil, Claude	CAN		5 D	3 V	5 D	5 D						1	4	9	18	5	
2	Marin, Corneliu	ROM	2 V		3 V	3 V	5 D						3	4	17	13	2	
3	Scholz, Freddy	FRG	5 D	5 D		2 V	5 D						1	4	14	17	4	
4	Brandstaetter, Johann	AUT	0 V	5 D	5 D		5 D						1	4	13	15	3	
5	Dalla Barba, Gianfranco	ITA	2 V	2 V	3 V	3 V							4	4	20	10	1	

Sabre-Individual												Sabre-indivuel						
Round 1 Pool B / Aug. 03												Tour 1 poule b / 03 Aout						
RANK	NAME	CTRY	1	2	3	4	5	6	7	8	9	10	V	M	TD	TR	PL	E
RANG																		
1	Stratmann, Jorg	FRG		3 V	5 D	4 V	5 D	4 V					3	5	20	21	3	
2	Zamo, John	GBR	5 D		5 D	3 V	5 D	3 V					2	5	16	21	5	
3	Lofton, Michael	USA	3 V	2 V		5 D	5 D	4 V					3	5	18	19	2	
4	Wang, Ruiji	CHN	5 D	5 D	2 V		5 D	2 V					2	5	18	19	4	
5	Lamour, Jean Francois	FRA	2 V	1 V	1 V	1 V		3 V					5	5	25	8	1	
6	Marquilhas, Joao	POR	5 D	5 D	5 D	5 D	5 D						0	5	16	25	6	E

Sabre-Individual												Sabre-indivuel						
Round 1 Pool C / Aug. 03												Tour 1 poule c / 03 Aout						
RANK	NAME	CTRY	1	2	3	4	5	6	7	8	9	10	V	M	TD	TR	PL	E
RANG																		
1	Pop, Ioan	ROM		1 V	4 V	5 D	3 V	3 V					4	5	20	16	2	
2	Martini, Olivier	MON	5 D		5 D	5 D	5 D	2 V					1	5	14	22	5	
3	Westbrook, Peter	USA	5 D	4 V		5 D	3 V	0 V					3	5	22	17	3	
4	Scalzo, Giovanni	ITA	0 V	2 V	3 V		1 V	1 V					5	5	25	7	1	
5	Tass, Atilio L.	ARG	5 D	2 V	5 D	5 D		1 V					2	5	17	18	4	
6	Kreglo, James	ISV	5 D	5 D	5 D	5 D	5 D						0	5	7	25	6	E

Sabre-Individual												Sabre-indivuel						
Round 1 Pool D / Aug. 03												Tour 1 poule d / 03 Aout						
RANK	NAME	CTRY	1	2	3	4	5	6	7	8	9	10	V	M	TD	TR	PL	E
RANG																		
1	Liu, Guozhen	CHN		3 V	5 D	5 D	3 V	0 V					3	5	20	16	3	
2	Banos, Jean-Marie	CAN	5 D		4 V	5 D	4 V	1 V					3	5	22	19	4	
3	Mustata, Marin	ROM	2 V	5 D		4 V	1 V	2 V					4	5	24	14	1	
4	Granger-Veyron, Herve	FRA	3 V	4 V	5 D		1 V	2 V					4	5	24	15	2	
5	Garcia, Antonio	ESP	5 D	5 D	5 D	5 D		0 V					1	5	14	20	5	
6	Casanova, Jose Maria	ARG	5 D	5 D	5 D	5 D	5 D						0	5	5	25	6	E

Sabre-Individual												Sabre-indivuel						
Round 1 Pool E / Aug. 03												Tour 1 poule a / 03 Aout						
RANK	NAME	CTRY	1	2	3	4	5	6	7	8	9	10	V	M	TD	TR	PL	E
RANG																		
1	Banos, Jean-Paul	CAN		3 V	4 V		5 D	5 D					2	4	13	17	3	
2	Cohen, Richard	GBR	5 D		0 V		5 D	5 D					1	4	12	15	4	
3	Chen, Jinchu	CHN	5 D	5 D			5 D	5 D					0	4	10	20	5	
4	Allam, Ibrahim	EGY										DNP						E
5	Marin, Marco	ITA	1 V	3 V	2 V			3 V					4	4	20	9	1	
6	Babanasis, Zisis	GRC	2 V	1 V	4 V		5 D						3	4	18	12	2	

Sabre-Individual												Sabre-indivuel						
Round 1 Pool F / Aug. 03												Tour 1 poule f / 03 Aout						
RANK	NAME	CTRY	1	2	3	4	5	6	7	8	9	10	V	M	TD	TR	PL	E
RANG																		
1	Slade, Mark	GBR		3 V	5 D		0 V	5 D					2	4	13	13	3	
2	Nolte, Jurgen	FRG	5 D		4 V		4 V	4 V					3	4	18	17	2	
3	Sanchez, Ildemaro	YEN	0 V	5 D			5 D	5 D					1	4	11	15	4	
4	Ko, Yin-Fai	HKG										NP						E
5	Mormando, Steve	USA	5 D	5 D	1 V			5 D					1	4	10	16	5	
6	Guichot, Pierre	FRA	3 V	5 D	1 V		1 V						3	4	19	10	1	

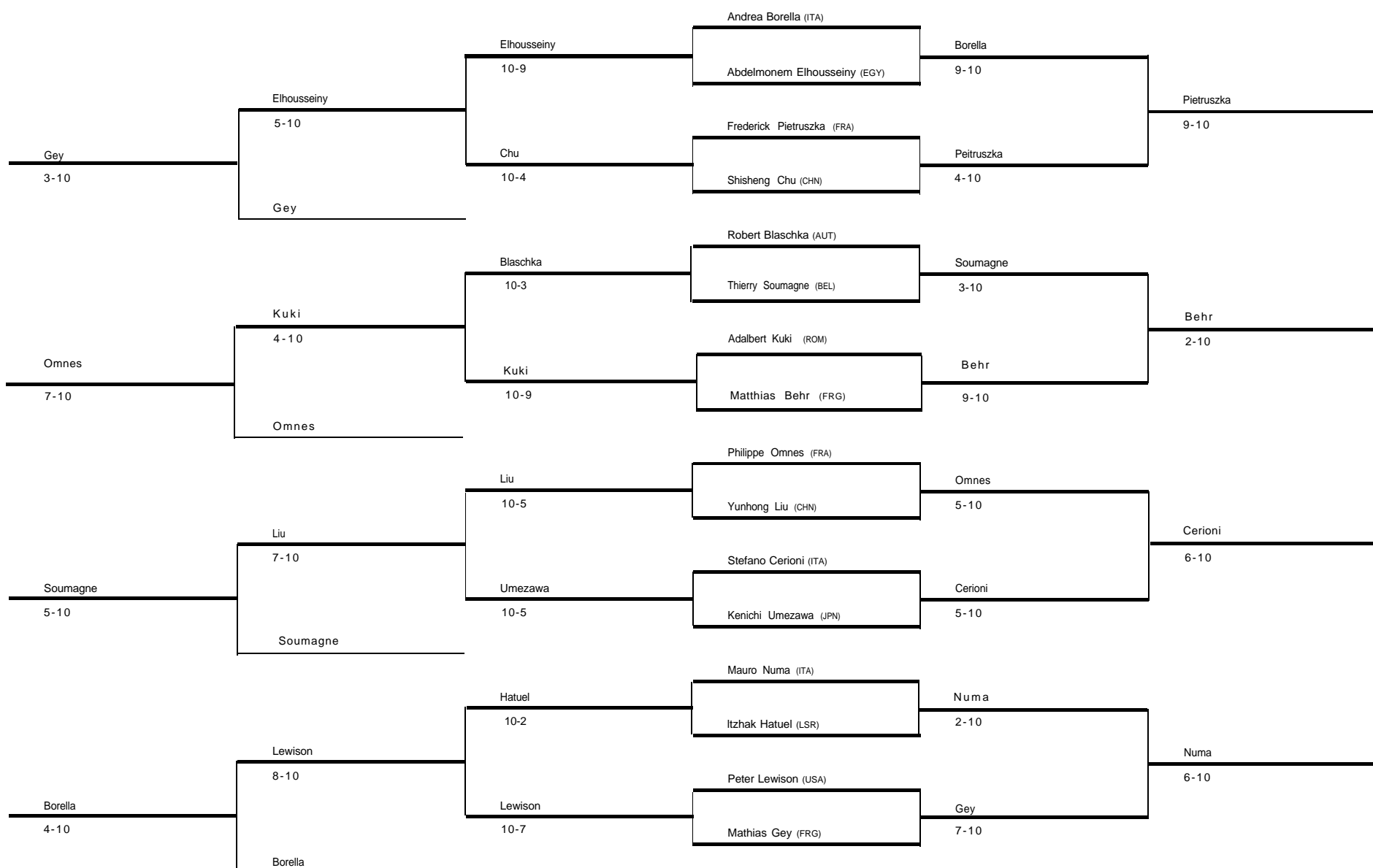


Men's Individual Foil  
Direct Elimination With Repechage August 02

Hommes fleuret individuel  
Elimination Directe Avec Repechage Aout 02

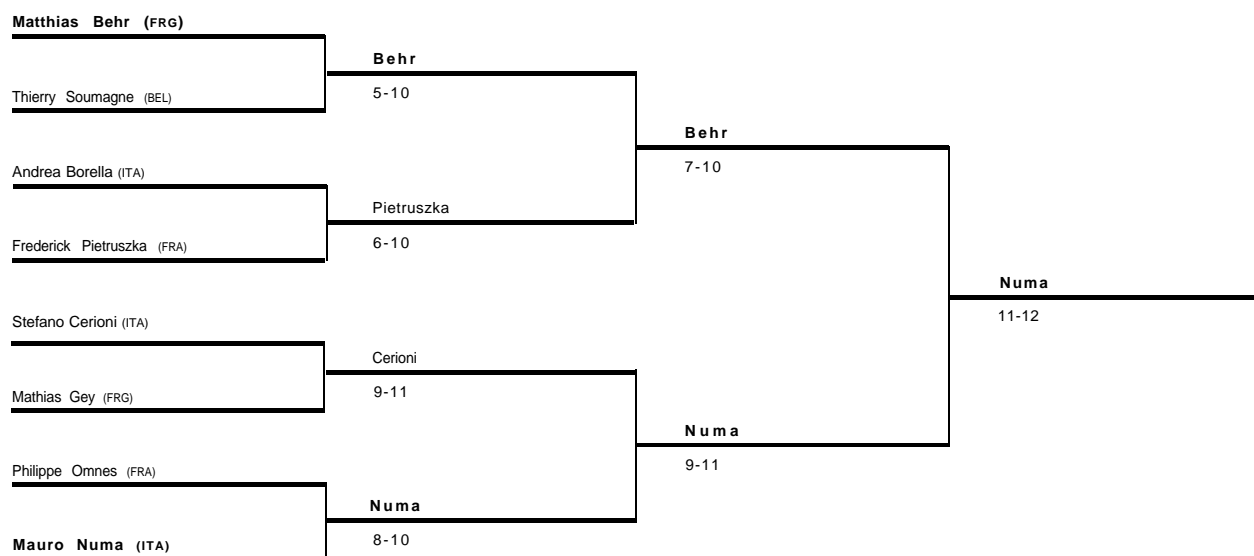
Finalists/Finalistes

Finalists/Finalistes

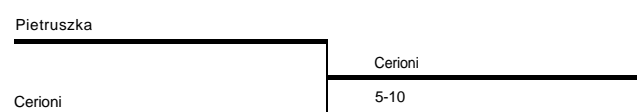


Men's Individual Foil  
Final in Direct Elimination August 02

Hommes fleuret individuel  
Finale en Elimination Directe Aout 02



3rd Place/3eme Place



# Fencing

# Escrime

Sabre-Individual Round 1 /Aug. 03			Sabre-individuel Tour 1/03Aout					
RANK RANG	NAME	CTRY	V/N	TD-TR	POOL POULE	PL	TD	TR
1	Scalzo, Giovanni	ITA	1.000	18	C	1	25	7
2	Lamour, Jean Francois	FRA	1.000	17	B	1	25	8
3	Mann, Marco	ITA	1.000	11	E	1	20	9
4	Dalla Barba, Gianfranco	ITA	1.000	10	A	1	20	10
5	Mustata, Marin	ROM	0.800	10	D	1	24	14
6	Granger-Veyron, Herve	FRA	0.800	9	D	2	24	15
7	Pop, Ioan	ROM	0.800	4	C	2	20	16
8	Guichot, Pierre	FRA	0.750	9	F	1	19	10
9	Babanasis, Zisis	GRE	0.750	6	E	2	18	12
10	Marin, Corneliu	ROM	0.750	4	A	2	17	13
11	Nolte, Jurgen	FRG	0.750	1	F	2	18	17
12	Westbrook, Peter	USA	0.600	5	C	3	22	17
13	Liu, Guozhen	CHN	0.600	4	D	3	20	16
14	Banos, Jean-Mane	CAN	0.600	3	D	4	22	19
15	Lofton, Michael	USA	0.600	-1	B	2	18	19
16	Stratmann, Jorg	FRG	0.600	-1	B	3	20	21
17	Slade, Mark	GBR	0.500	0	F	3	13	13
18	Banes, Jean-Paul	CAN	0.500	-4	E	3	13	17
19	Tass, Attilio L.	ARG	0.400	-1	C	4	17	18
20	Wang, Ruiji	CHN	0.400	-1	B	4	18	19
21	Zarno, John	GBR	0.400	-5	B	5	16	21
22	Brandstaetter, Johann	AUT	0.250	-2	A	3	13	15
23	Cohen, Richard	GBR	0.250	-3	E	4	12	15
24	Scholz, Freddy	FRG	0.250	-3	A	4	14	17
25	Sanchez, Ildemaro	VEN	0.250	-4	F	4	11	15
26	Mormando, Steve	USA	0.250	-6	F	5	10	16
27	Marcil, Claude	CAN	0.250	-9	A	5	9	18
28	Garcia, Antonio	ESP	0.200	-6	D	5	14	20
29	Martini, Olivier	MON	0.200	-8	C	5	14	22
30	Chen, Jinchu	CHN	0.000	-10	E	5	10	20

The above athletes are qualified/Les athletes ci-haut se qualifient

The following athletes are eliminated/Les athletes suivants sont elimines

31	Marquilhas, Joao	POR	0.000	-9	B	6	16	25
32	Kreglo, James	ISV	0.000	-18	C	6	7	25
33	Casanova, Jose Maria	ARG	0.000	-20	D	6	5	25

Sabre-Individual Round 2 Pod A/Aug. 03			Sabre-individuel Tour 2 poule a/03Aout															
RANK RANG	NAME	CTRY	1	2	3	4	5	6	7	8	9	10	V	M	TD	TR	PL	E
1	Westbrook Peter	USA	5	D	3	V	3	V	5	D			2	4	16	16	3	
2	Scholz, Freddy	FRG	3	V	3	V	4	V	3	V			4	4	20	13	1	
3	Sanchez, Ildemaro	VEN	5	D	5	D	1	V	5	D			1	4	11	16	4	
4	Liu, Guozhen	CHN	5	D	5	D	5	D					0	4	11	20	5	E
5	Scalzo, Giovanni	ITA	3	V	5	D	0	V	3	V			3	4	18	11	2	

Sabre-Individual Round 2 Pool B/ Aug. 03			Sabre-individuel Tour 2 poule b/03Aout															
RANK RANG	NAME	CTRY	1	2	3	4	5	6	7	8	9	10	V	M	TD	TR	PL	E
1	Lamour, Jean Francois	FRA	3	V	1	V	1	V	0	V			4	4	20	5	1	
2	Nolte, Jurgen	FRG	5	D	5	D	4	V	2	V			2	4	17	16	2	
3	Mormando, Steve	USA	5	D	4	V	3	V	5	D			2	4	13	17	4	
4	Banos, Jean-Mane	CAN	5	D	4	V	2	V	5	D			0	4	9	20	5	E
5	Cohen, Richard	GBR	5	D	5	D	2	V	1	V			2	4	12	13	3	

Sabre-Individual Round 2 Pool C/Aug.03			Sabre-individuel Tour 2 poule c/03 Aout															
RANK RANG	NAME	CTRY	1	2	3	4	5	6	7	8	9	10	V	M	TD	TR	PL	E
1	Marcil, Claude	CAN	5	D	5	D	5	D	5	D			0	4	9	20	5	E
2	Marin, Corneliu	ROM	1	V	4	V	5	D	5	D			2	4	15	15	3	
3	Lofton, Michael	USA	3	V	5	D	5	D	4	V			2	4	15	17	4	
4	Marin, Marco	ITA	3	V	2	V	1	V	3	V			4	4	20	9	1	
5	Brandstaetter, Johann	AUT	2	V	3	V	5	D	5	D			2	4	17	15	2	

Sabre-Individual Round 2 Pool D/Aug. 03			Sabre-individuel Tour 2 poule d/03Aout															
RANK RANG	NAME	CTRY	1	2	3	4	5	6	7	8	9	10	V	M	TD	TR	PL	E
1	Garcia, Antonio	ESP	5	D	5	D	5	D	5	D			0	4	9	20	5	E
2	Stratmann, Jorg	FRG	3	V	5	D	1	V	5	D			2	4	13	14	3	
3	Dalla Barba, Gianfranco	ITA	1	V	1	V	1	V	1	V			4	4	20	4	1	
4	Zarno, John	GBR	2	V	5	D	5	D					1	4	9	17	4	
5	Babanasis, Zisis	GRE	3	V	2	V	5	D	2	V			3	4	16	12	2	

Sabre-Individual Round 2 Pool E/Aug. 03			Sabre-individuel Tour 2 poule e/03Aout															
RANK RANG	NAME	CTRY	1	2	3	4	5	6	7	8	9	10	V	M	TD	TR	PL	E
1	Martini, Olivier	MON	5	D	5	D	5	D	5	D			0	4	8	20	5	E
2	Slade, Mark	GBR	4	V	5	D	3	V	5	D			2	4	14	17	4	
3	Guichot, Pierre	FRA	1	V	3	V	5	D	4	V			3	4	19	13	2	
4	Wang, Ruiji	CHN	2	V	5	D	4	V	5	D			2	4	16	16	3	
5	Mustata, Mann	ROM	1	V	1	V	5	D	3	V			3	4	19	10	1	

Sabre-Individual Round 2 Pool F/Aug.03			Sabre-individuel Tour 2 poule f/03Aout															
RANK RANG	NAME	CTRY	1	2	3	4	5	6	7	8	9	10	V	M	TD	TR	PL	E
1	Banes, Jean-Paul	CAN	5	D	5	D	5	D	3	V			1	4	12	18	4	
2	Granger-Veyron, Herve	FRA	4	V	2	V	5	D	2	V			3	4	18	13	1	
3	Chen, Jinchu	CHN	0	V	5	D	5	D	2	V			2	4	15	12	3	
4	Pop, Ioan	ROM	3	V	3	V	3	V	5	D			3	4	19	14	2	
5	Tass, Attilio L.	ARG	5	D	5	D	5	D	4	V			1	4	12	19	5	E

Sabre-Individual Round 2/Aug. 03			Sabre-individuel Tour 2/03Aout					
RANK RANG	NAME	CTRY	V/N	TD-TR	POOL POULE	PL	TD	TR
1	Dalla Barba, Gianfranco	ITA	1.000	16	D	1	20	4
2	Lamour, Jean Francois	FRA	1.000	15	B	1	20	5
3	Marin, Marco	ITA	1.000	11	C	1	20	9
4	Scholz, Freddy	FRG	1.000	7	A	1	20	13
5	Mustata, Marin	ROM	0.750	9	E	1	19	10
6	Scalzo, Giovanni	ITA	0.750	7	A	2	18	11
7	Guichot, Pierre	FRA	0.750	6	E	2	19	13
8	Granger-Veyron, Herve	FRA	0.750	5	F	1	18	13
9	Pop, Ioan	ROM	0.750	5	F	2	19	14
10	Babanasis, Zisis	GRE	0.750	4	D	2	16	12
11	Chen, Jinchu	CHN	0.500	3	F	3	15	12
12	Brandstaetter, Johann	AUT	0.500	2	C	2	17	15
13	Nolte, Jurgen	FRG	0.500	1	B	2	17	16
14	Mann, Corneliu	ROM	0.500	0	C	3	15	15
15	Westbrook, Peter	USA	0.500	0	A	3	16	16
	Wang, Ruiji	CHN	0.500	0	E	3	16	16
17	Cohen, Richard	GBR	0.500	-1	B	3	12	13
18	Stratmann, Jorg	FRG	0.500	-1	D	3	13	14
19	Lofton, Michael	USA	0.500	-2	C	4	15	17
20	Slade, Mark	GBR	0.500	-3	E	4	14	17
21	Mormando, Steve	USA	0.500	-4	B	4	13	17
22	Sanchez, Ildemaro	VEN	0.250	-5	A	4	11	16
23	Banos, Jean-Paul	CAN	0.250	-6	F	4	12	18
24	Zarno, John	GBR	0.250	-8	D	4	9	17

The above athletes are qualified/Les athletes ci-haut se qualifient

The following athletes are eliminated/Les athletes suivants sont elimines

25	Tass, Attilio L.	ARG	0.000	-7	F	5	12	19
26	Liu, Guozhen	CHN	0.000	-9	A	5	11	20
27	Banos, Jean-Marie Marcil, Claude	CAN	0.000	-11	B	5	9	20
	Garcia, Antonio	ESP	0.000	-11	C	5	9	20
30	Martini, Olivier	MON	0.000	-12	E	5	8	20

Sabre-Individual Round 3 Pool A/Aug.03			Sabre-individuel Tour 3 poule a/03Aout															
RANK RANG	NAME	CTRY	1	2	3	4	5	6	7	8	9	10	V	M	TD	TR	PL	E
1	Zarno, John	GBR	5	D	5	D	5	D	5	D			0	5	12	25	6	E
2	Cohen, Richard	GBR	4	V	5	D	5	D	5	D			1	5	14	24	5	E
3	Granger-Veyron, Herve	FRA	4	V	2	V	5	D	4	V			4	5	23	19	2	
4	Dalla Barba, Gianfranco	ITA	1	V	3	V	3	V	2	V			5	5	25	10	1	
5	Westbrook, Peter	USA	0	V	1	V	5	D	5	D			3	5	21	14	3	
6	Pop, Ioan	ROM	3	V	3	V	5	D	5	D			2	5	18	21	4	

Sabre-Individual Round 3 Pool B/Aug. 03			Sabre-individuel Tour 3 poule b/03Aout																	
RANK RANG	NAME	CTRY	1	2	3	4	5	6	7	8	9	10	V	M	TD	TR	PL	E		
1	Banes, Jean-Paul	CAN	5	D	5	D	5	D	3	V	5	D			1	5	18	23	5	E
2	Marin, Corneliu	ROM	3	V	1	V	5	D	5	D	1	V			3	5	20	15	2	
3	Stratmann, Jorg	FRG	4	V	5	D	5	D	5	D	5	D			1	5	7	24	6	E
4	Lamour, Jean Francois	FRA	4	V	3	V	0	V	4	V	3	V			5	5	25	14	1	
5	Scalzo, Giovanni	ITA	5	D	2	V	0	V	5	D	5	D			2	5	21	17	4	
6	Babanasis, Zisis	GRE	2	V	5	D	1	V	5	D	4	V			3	5	19	17	3	

Sabre-Individual Round 3 Pool C/Aug.03			Sabre-individuel Tour 3 poule c/03Aout															
RANK RANG	NAME	CTRY	1	2	3	4	5	6	7	8	9	10	V	M	TD	TR	PL	E
1	Sanchez, Ildemaro	VEN	5	D	5	D	5	D	5	D			0	5	9	25	6	E
2	Chen, Jinchu	CHN	2	V	5													



**Sabre - Individual**  
Round 3 / Aug. 03

RANK	NAME	CTRY	V/M	TD-TR	POOL	PL	TD	TR
1	Dalla Barba, Gianfranco	ITA	1.000	15	A	1	25	10
2	Lamour, Jean Francois	FRA	1.000	11	B	1	25	14
3	Guichot, Pierre	FRA	0.800	12	C	1	24	12
4	Scholz, Freddy	FRG	0.800	11	D	1	22	11
5	Granger-Veyron, Herve	FRA	0.800	4	A	2	23	19
6	Westbrook, Peter	USA	0.600	7	A	3	21	14
7	Marin, Corneliu	ROM	0.600	5	B	2	20	15
8	Marin, Marco	ITA	0.600	5	C	2	21	16
9	Mormando, Steve	USA	0.600	3	D	2	20	17
10	Babanasis, Zisis	GRE	0.600	2	B	3	19	17
11	Chen, Jinchu	CHN	0.600	2	C	3	20	18
12	Mustata, Marin	ROM	0.600	0	D	3	19	19
13	Nolte, Jurgen	FRG	0.600	-2	C	4	18	20
14	Scalzo, Giovanni	ITA	0.400	4	B	4	21	17
15	Pop, Ioan	ROM	0.400	-3	A	4	18	21
16	Wang, Ruiji	CHN	0.400	-3	D	4	19	22

The above athletes are qualified / Les athletes ci - haut se qualifient

The following athletes are eliminated / Les athletes suivants sont elimines

17	Lofton, Michael	USA	0.400	-1	C	5	18	19
18	Slade, Mark	GBR	0.400	-5	D	5	16	21
19	Banos, Jean-Paul	CAN	0.200	-5	B	5	18	23
20	Brandstaetter, Johann	AUT	0.200	-6	D	6	16	22
21	Cohen, Richard	GBR	0.200	-10	A	5	14	24
22	Stratmann, Jorg	FRG	0.200	-17	B	6	7	24
23	Zarno, John	GBR	0.000	-13	A	6	12	25
24	Sanchez, Ildemaro	VEN	0.000	-16	C	6	9	25

**Sabre - Individual**  
Final Ranking / Aug. 04

RANK	NAME	CTRY
1	Lamour, Jean Francois	FRA
2	Marin, Marco	ITA
3	Westbrook, Peter	USA
4	Granger-Veyron, Herve	FRA
5	Guichot, Pierre	FRA
6	Mustata, Marin	ROM
7	Scalzo, Giovanni	ITA
8	Pop, Ioan	ROM

The following athletes were eliminated after direct elimination w/ repechage  
Les athletes suivants furent elimines apres l'elimination directe avec repechage

9	Dalla Barba, Gianfranco	ITA
10	Scholz, Freddy	FRG
11	Babanasis, Zisis	GRE
12	Mormando, Steve	USA
13	Mann, Corneliu	ROM
14	Chen, Jinchu	CHN
15	Nolte, Jurgen	FRG
16	Wang, Ruiji	CHN

The following athletes were eliminated after round 3  
Les athletes suivants furent elimines apres le 3eme tour

17	Lofton, Michael	USA
18	Slade, Mark	GBR
19	Banos, Jean-Paul	CAN
20	Brandstaetter, Johann	AUT
21	Cohen, Richard	GBR
22	Stratmann, Jorg	FRG
23	Zarno, John	GBR
24	Sanchez, Ildemaro	VEN

The following athletes were eliminated after round 2  
Les athletes suivants furent elimines apres le 2eme tour

25	Tass, Atilio L.	ARG
26	Liu, Guozhen	CHN
27	Banos, Jean-Marie	CAN
	Marcil, Claude	CAN
	Garcia, Antonio	ESP
30	Martini, Olivier	MON

The following athletes were eliminated after round 1  
Les athletes suivants furent elimines apres le 1er tour

31	Marquilhaes, Joao	POR
32	Kreglo, James	ISV
33	Casanova, Jose Maria	ARG

**Epee-Individual**  
Round 1 Pool 1 / Aug. 07

RANK	NAME	CTRY	1	2	3	4	5	6	7	8	9	D	V	M	TD	TR	PL	E
1	Stanbury, Jonathan	GBR	5	D	5	D	5	D	5	D			0	4	7	20	5	E
2	Forslow, Greger	SWE	2	V		5	D	5	D	2	V		2	4	17	14	3	
3	Dizoglu, Ali Murat	TUR	3	V	2	V		5	D	5	D		2	4	13	15	4	
4	Lenglet, Olivier	FRA	2	V	5	V	2	V		3	V		4	4	20	12	1	
5	Aly, Ihab	EGY	0	V	5	D	1	V	5	D			2	4	15	11	2	

**Epee-Individual**  
Round 1 Pool 2 / Aug. 07

RANK	NAME	CTRY	1	2	3	4	5	6	7	8	9	10	V	M	TD	TR	PL	E
1	Mendoza, Saul	BOL	5	D	5	D	5	D	5	D			0	4	10	20	5	E
2	Zhao, Lizhong	CHN	5	D		3	V	5	D	5	D		1	4	19	18	4	
3	Trevor, Stephen	USA	2	V	5	D		3	V	3	V		3	4	18	13	1	
4	Mazzoni, Angelo	ITA	3	V	5	V	5	D		1	V		3	4	18	14	2	
5	Salem, Abdelmonem	EGY	0	V	4	V	5	D	5	D			2	4	14	14	3	

**Epee-Individual**  
Round 1 Pool 3 / Aug. 07

RANK	NAME	CTRY	1	2	3	4	5	6	7	8	9	10	V	M	TD	TR	PL	E
1	Soliman, Khaled	EGY	5	D	3	V	5	D	3	V			2	4	15	16	3	
2	Bormann, Elmar	FRG	2	V		3	V	5	D	3	V		3	4	19	13	1	
3	Shelley, C. Lee	USA	5	D	5	D		4	V	3	V		2	4	16	17	4	
4	Llewellyn, John	GBR	3	V	4	V	5	D		1	V		3	4	19	13	1	
5	Gaspar, Csaba O.	ARG	5	D	5	D	5	D	5	D			0	4	10	20	5	E

**Epee-Individual**  
Round 1 Pool 4 / Aug. 07

RANK	NAME	CTRY	1	2	3	4	5	6	7	8	9	10	V	M	TD	TR	PL	E
1	Thuwaini, Mohammad	KUW	5	D	4	V	5	D	5	D			1	4	14	19	4	
2	Pusch, Alexander	FRG	3	V		5	D	2	V	1	V		3	4	18	11	1	
3	Dessureault, Michel	CAN	5	D	3	V		5	D	4	V		2	4	16	17	3	
4	Vaggo, Bjorne	SWE	3	V	5	D	2	V		1	V		3	4	17	11	2	
5	Magnasco, Marcelo M.	ARG	3	V	5	D	5	D	5	D			1	4	11	18	5	E

**Epee-Individual**  
Round 1 Pool 5 / Aug. 07

RANK	NAME	CTRY	1	2	3	4	5	6	7	8	9	M	TD	TA	PL	E		
1	Lee, Il-Hee	KOR	3	V	5	D	1	V	2	V			3	4	19	11	2	
2	Pena, Gilberto	PUR	5	D		5	D	5	D	3	V		1	4	10	18	4	
3	Poffet, Michel	SUI	4	V	2	V		4	V	1	V		4	4	20	11	1	
4	Boisse, Philippe	FRA	5	D	0	V	5	D		1	V		2	4	15	11	3	
5	Kerr, James	ISV	5	D	5	D	5	D	5	D			0	4	7	20	5	E

**Epee-Individual**  
Round 1 Pool 6 / Aug. 07

RANK	NAME	CTRY	1	2	3	4	5	6	7	8	9	10	V	M	TD	TR	PL	E
1	Alrasheed, Rashid Fahad	SAU	5	D	5	D	5	D	5	D			0	4	10	20	5	E
2	Brill, Martin	NZL	4	V		5	D	5	D	5	D		1	4	17	19	4	
3	Bergstrom, Jerri	SWE	3	V	3	V		5	D	2	V		3	4	20	13	1	
4	Yoon, Nam-Jin	KOR	1	V	5	D	5	D		5	D		1	4	20	16	3	
5	Giger, Daniel	SUI	2	V	4	V	5	D	5	D			2	4	17	16	2	

**Epee-Individual**  
Round 1 Pool 7 / Aug. 07

RANK	NAME	CTRY	1	2	3	4	5	6	7	8	9	10	V	M	TD	TR	PL	E
1	Chouinard, Jean-Marc	CAN	4	V	2	V	5	D	5	D			2	4	14	16	3	
2	Strohmeyer, Arno	AUT	5	D		4	V	1	V	5	D		2	4	16	15	2	
3	Magallanes, Jose Rafael	VEN	5	D	5	D		4	V	4	V		2	4	16	18	4	
4	Bubashit, Jamil M	SAU	4	V	5	D	5	D		5	D		1	4	12	19	5	E
5	Cui, Yining	CHN	0	V	2	V	5	D	2	V			3	4	19	9	1	

**Epee-Individual**  
Round 1 Pool 8 / Aug. 07

RANK	NAME	CTRY	1	2	3	4	5	6	7	8	9	10	V	M	TD	TR	PL	E
1	Fernandez, Angel	ESP	5	D	0	V	5	D	4	V			2	4	16	14	3	
2	Koppang, Nils	NOR	3	V		1	V	3	V	3	V		4	4	20	10	1	
3	Liu, Chi-On	HKG	5	D	5	D		4	V	5	D		1	4	7	19	5	E
4	Zong, Xiangqing	CHN	3	V	5	D	5	D		1	V		2	4	17	14	2	
5	Joos, Stefan	BEL	5	D	5	D	1	V	5	D			1	4	13	16	4	







**Epee-Individual  
Round 1 Pool 9/Aug. 07**

**Epee-indivuel  
Tour 1 poule 9/07 Aout**

RANK	NAME	CTRY	1	2	3	4	5	6	7	8	9	10	V	M	TD	TR	PL	E
1	Tsai, Shing-Hsiang	TPE	0	V	5	D	5	D	5	D			1	4	12	15	4	
2	Lam, Tak-Chuen	HKG	5	D		5	D	5	D	5	D		0	4	2	20	5	E
3	Ganef, Stephane	BEL	2	V	2	V		5	D	5	D		2	4	19	14	3	
4	Paul, Steven	GBR	3	V	0	V	4	V		4	V		4	4	20	11	1	
5	Perreault, Daniel	CAN	2	V	0	V	5	V	5	D			3	4	19	12	2	

**Epee-Individual  
Round 1 Pool 10/Aug. 07**

**Epee-indivuel  
Tour 1 poule 10/07 Aout**

RANK	NAME	CTRY	1	2	3	4	5	6	7	8	9	10	V	M	TD	TR	PL	E	
1	Lee, Tai-Chung	TPE		5	D	5	D	5	D	5	D	5	D	0	5	18	25	6	E
2	Lucchetti, Sergio A	ARG	4	V		5	D	5	D	5	D	2	V	2	5	19	21	3	
3	Soumagne, Thierry	BEL	4	V	5	D		5	D	5	D	3	V	2	5	17	22	4	
4	Marx, Robert	USA	4	V	3	V	0	V		5	D	3	V	4	5	24	15	2	
5	Fischer, Volker	FRG	1	V	1	V	2	V	4	V		1	V	5	5	25	9	1	
6	Aboali, Mohamab	SAU	5	V	5	D	5	D	5	D			1	5	14	25	5	E	

**Epee-Individual  
Round 1 Pool 11 / Aug. 07**

**Epee-indivuel  
Tour 1 poule 11 / 07 Aout**

RANK	NAME	CTRY	1	2	3	4	5	6	7	8	9	10	V	M	TD	TR	PL	E	
1	Bellow, Stefano	ITA		5	D	3	V	2	V	2	V	5	D	3	5	23	17	2	
2	Lembacher, Dr. Hannes	AUT	5	D		3	V	4	V	5	D	5	D	2	5	20	22	3	
3	Vonen, Baard	NOR	5	D		4	V	5	D	3	V			2	5	20	22	3	
4	Al-Khurafi, Osama	KUW	5	D	5	D		5	D	2	V			1	5	17	22	6	E
5	Riboud, Philippe	FRA	5	D	2	V	4	V	2	V		2	V	4	5	22	15	1	
6	Cunningham, Denis	HKG	3	V	3	V	5	D	5	D	5	D		2	5	17	21	5	E

**Epee-Individual  
Round 1 Pool 12/Aug.07**

**Epee-indivuel  
Tour 1 poule 12/07 Aout**

RANK	NAME	CTRY	1	2	3	4	5	6	7	8	9	10	V	M	TD	TR	PL	E	
1	Kim, Sung-Moon	KOR		5	D	0	V	4	V	5	D	5	D	2	5	21	19	3	
2	Cuomo, Sandro	ITA	3	V		5	D	5	D	5	D	2	V	2	5	21	20	4	
3	Hassan, Kazem	KUW	5	D	4	V		2	V	5	D	2	V	3	5	18	18	2	
4	Cocker, David	NZL	5	D	5	V	5	D		5	D	4	V	2	5	18	24	5	E
5	Nigon, Gabriel	SUI	4	V	2	V	3	V	2	V		1	V	5	5	25	12	1	
6	Pedersen, John Hugo	NOR	4	V	5	D	5	D	5	D	5	D		1	5	14	24	6	E

**Epee-Individual  
Round 1 / Aug. 07**

**Epee-indivuel  
Tour 1 / 07 Aout**

RANK	NAME	CTRY	V/N	TD-TR	POOL	PL	TD	TR
1	Fischer, Volker	FRG	1.000	16	J	1	25	9
2	Nigon, Gabriel	SUI	1.000	13	L	1	25	12
3	Koppang, Nils	NOR	1.000	10	H	1	20	10
4	Poffet, Michel	SUI	1.000	9	E	1	20	11
6	Paul, Steven	GBR	1.000	9	I	1	20	11
6	Lenglet, Olivier	FRA	1.000	8	A	1	20	12
7	Marx, Robert	USA	0.800	9	J	2	24	15
8	Riboud, Philippe	FRA	0.800	7	K	1	22	15
9	GUI, Yining	CHN	0.750	10	G	1	19	9
10	Lee, li-Hee	KOR	0.750	8	E	2	19	11
11	Pusch, Alexander	FRG	0.750	7	D	1	18	11
12	Perreault, Daniel	CAN	0.750	7	I	2	19	12
13	Bergstrom, Jerri	SWE	0.750	7	F	1	20	13
14	Vaggo, Bjorne	SWE	0.750	6	D	2	17	11
15	Bormann, Elmar	FRG	0.750	6	C	1	19	13
15	Llewellyn, John	GBR	0.750	6	C	1	19	13
17	Trevor, Stephen	USA	0.750	5	B	1	18	13
18	Mazzoni, Angelo	ITA	0.750	4	B	2	18	14
19	Bellow, Stefano	ITA	0.600	6	K	2	23	17
20	Hassan, Kazem	KUW	0.600	0	L	2	18	18
21	Ganef, Stephane	BEL	0.500	5	I	3	19	14
22	Aly, Ihab	EGY	0.500	4	A	2	15	11
24	Boisse, Philippe	FRA	0.500	4	E	3	15	11
24	Forslow, Greger	SWE	0.500	3	A	3	17	14
26	Zong, Xiangqing	CHN	0.500	3	H	2	17	14
26	Fernandez, Angel	ESP	0.500	2	H	3	16	14
27	Strohmeier, Arno	AUT	0.500	1	G	2	16	15
28	Giger, Daniel	SUI	0.500	1	F	2	17	16
29	Salem, Abdelmonem	EGY	0.500	0	B	3	14	14
30	Soliman, Khaled	EGY	0.500	-1	C	3	15	16
31	Shelley, C, Lee	USA	0.500	-1	C	4	16	17
31	Dessureault, Michel	CAN	0.500	-1	D	3	16	17
33	Dizoglu, Ali Murat	TUR	0.500	-2	A	4	13	15
34	Chouinard, Jean-Marc	CAN	0.500	-2	G	3	14	16
35	Magallanes, Jose Rafael	VEN	0.500	-2	G	4	16	18
36	Kim, Sung-Moon	KOR	0.400	2	L	3	21	19
37	Cuomo, Sandro	ITA	0.400	1	L	4	21	20
38	Lucchetti, Sergio A,	ARG	0.400	-2	J	3	19	21
39	Lembacher, Dr. Hannes	AUT	0.400	-2	K	3	20	22
41	Vonen, Baard	NOR	0.400	-2	K	3	20	22
41	Soumagne, Thierry	BEL	0.400	-5	J	4	17	22
42	Yoon, Nam-Jin	KOR	0.250	4	F	3	20	16
43	Zhao, Lizhong	CHN	0.250	1	B	4	19	18
44	Brill, Martin	NZL	0.250	-2	F	4	17	19
45	Tsai, Shing-Hsiang	TPE	0.250	-3	I	4	12	15
46	Joos, Stefan	BEL	0.250	-3	H	4	13	16
47	Thuwaini, Mohammad	KUW	0.250	-5	D	4	14	19
48	Pena, Gilberto	PUR	0.250	-8	E	4	10	18

The above athletes are qualified / Les athletes ci-haut se qualifient

**Epee-Individual  
Round 2 Pool A / Aug. 07**

The following athletes are eliminated / les athletes suivants sont elimines

RANK	NAME	CTRY	V/N	TD-TR	POOL	PL	TD	TR
49	Cunningham, Denis	HKG	0.400	-4	K	5	17	21
50	Cocker, David	NZL	0.400	-6	L	5	18	24
51	Magnasco, Marcelo M.	ARG	0.250	-7	D	5	11	18
52	Bubashit, Jamil M.	SAU	0.250	-7	G	5	12	19
53	Liu, Chi-On	HKG	0.250	-12	H	5	7	19
54	Al-Khurafi, Osama	KUW	0.200	-5	K	6	17	22
55	Pedersen, John Hugo	NOR	0.200	-10	L	6	14	24
56	Aboali, Mohamab	SAU	0.200	-11	J	5	14	25
57	Lee, Tai-Chung	TPE	0.000	-7	J	6	18	25
58	Mendoza, Saul	BOL	0.000	-10	B	5	10	20
	Gaspar, Csaba O.	ARG	0.000	-10	C	5	10	20
	Alrasheed, Rashid Fahad	SAU	0.000	-10	F	5	10	20
61	Stanbury, Jonathan	GBR	0.000	-13	A	5	7	20
	Kerr, James	ISV	0.000	-13	E	5	7	20
63	Lam, Tak-Chuen	KG	0.000	-18	I	5	2	20

**Epee-Individual  
Round 2 Pool B / Aug. 07**

**Epee-indivuel  
Tour 2 poule a / 07 Aout**

RANK	NAME	CTRY	1	2	3	4	5	6	7	8	9	10	V	M	TD	TR	PL	E		
1	Fischer, Volker	FRG	3	V	5	D	4	V	1	V	1	V			4	5	23	14	1	
2	Mazzoni, Angelo	ITA	5	D		5	D	3	V	2	V	0	V		3	5	20	15	3	
3	Trevor, Stephen	USA	3	V	2	V		2	V	2	V	5	D		4	5	22	14	2	
4	Chouinard, Jean-Marc	CAN	5	D	5	D		2	V	4	V			2	5	19	21	4	E	
5	Pena, Gilberto	PUR	5	D	5	D	5	D		5	D			0	5	8	25	6	E	
6	Dizoglu, Ali Murat	TUR	5	D	5	D	2	V	5	D	1	V			2	5	15	18	5	E

**Epee-Individual  
Round 2 Pool C / Aug. 07**

**Epee-indivuel  
Tour 2 poule b / 07 Aout**

RANK	NAME	CTRY	1	2	3	4	5	6	7	8	9	10	V	M	TD	TR	PL	E		
1	Shelley, C. Lee	USA	1	V	5	D	5	D	5	D	5	D			1	5	15	21	4	E
2	Thuwaini, Mohammad	KUW	5	D		2	V	5	D	5	D	5	D		1	5	10	22	6	E
3	Nigon, Gabriel	SUI	2	V	5	D		5	D	5	D	5	D		1	5	13	22	5	E
4	Dessureault, Michel	CAN	2	V	0	V	0	V		2	V	5	D		4	5	24	9	1	
5	Bormann, Elmar	FRG	4	V	2	V	3	V	5	D		0	V		4	5	22	14	2	
6	Llewellyn, John	GBR</																		

# Fencing

Epee-Individual Round 2 Pool G/Aug.07		Epee-indivuel Tour 2 poule g/07Aout																
RANK	NAME	CTRY	1	2	3	4	5	6	7	8	9	10	V	M	TD	TR	PL	E
1	Brill, Martin	NZL	4 V	4 V	5 D	5 D	4 V						3	5	21	22	3	
2	Boisse, Philippe	FRA	5 D		2 V	5 D	0 V	2 V					3	5	23	14	1	
3	Zong, Xiangqing	CHN	5 D	5 D		1 V	5 D	4 V					2	5	18	20	4	E
4	Marx, Robert	USA	3 V	4 V	5 D		1 V	5 D					3	5	20	18	2	
5	Lembacher, Dr. Hannes	AUT	3 V	5 D	2 V	5 D		5 D					2	5	15	20	6	E
6	Lee, Il-Hee	KOR	5 D	5 D	5 D	4 V	4 V						2	5	20	23	5	E

Epee-Individual Round 2 Pool H/Aug. 07		Epee-indivuel Tour 2 poule h/07Aout																
RANK	NAME	CTRY	1	2	3	4	5	6	7	8	9	10	V	M	TD	TR	PL	E
1	Vonen, Baard	NOR		5 D	2 V	4 V	5 D	2 V					3	5	17	18	3	
2	Cui, Yining	CHN	2 V		2 V	0 V	5 D	0 V					4	5	23	9	2	
3	Fernandez, Angel	ESP	5 D	5 D		1 V	5 D	3 V					2	5	17	19	4	E
4	Forslow, Greger	SWE	5 D	5 D	5 D		5 D	5 D					0	5	13	25	6	E
5	Riboud, Philippe	FRA	0 V	3 V	3 V	4 V		2 V					5	5	25	12	1	
6	Soumagne, Thierry	BEL	5 D	5 D	5 D	4 V	5 D						1	5	12	24	5	E

Epee-Individual Round 2/Aug. 07		Epee-indivuel Tour 2/07Aout						
RANK	NAME	CTRY	V/M	TD-TR	POOL	PL	TD	TR
1	Riboud, Philippe	FRA	1.000	13	H	1	25	12
2	Vaggo, Bjerne	SWE	1.000	11	C	1	25	14
3	Dessureault, Michel	CAN	0.800	15	B	1	24	9
4	Cui, Yining	CHN	0.800	14	H	2	23	9
5	Fischer, Volker	FRG	0.800	9	A	1	23	14
6	Lenglet, Olivier	FRA	0.800	9	F	1	24	15
7	Giger, Daniel	SUI	0.800	9	D	1	25	16
8	Trevor, Stephen	USA	0.800	8	A	2	22	14
	Borrmann, Elmar	FRG	0.800	8	B	2	22	14
10	Poffet, Michel	SUI	0.800	5	E	1	22	17
11	Llewellyn, John	GBR	0.800	4	B	3	20	16
12	Bellone, Stefano	ITA	0.800	3	C	2	24	21
13	Boisse, Philippe	FRA	0.600	9	G	1	23	14
14	Koppang, Nils	NOR	0.600	7	C	3	21	14
	Aly, Ihab	EGY	0.600	7	F	2	21	14
16	Cuomo, Sandro	ITA	0.600	6	E	2	21	15
17	Perreault, Daniel	CAN	0.600	6	E	3	22	16
18	Bergstrom, Jerri	SWE	0.600	6	O	2	25	19
19	Mazzoni, Angelo	ITA	0.600	5	A	3	20	15
20	Marx, Robert	USA	0.600	2	G	2	20	18
21	Pusch, Alexander	FRG	0.600	0	F	3	18	18
22	Vonen, Baard	NOR	0.600	-1	H	3	17	18
23	Brill, Martin	NZL	0.600	-1	G	3	21	22
24	Paul, Steven	GBR	0.400	4	D	3	22	18

The above athletes are qualified/Les athletes ci-haut se qualifient

The following athletes are eliminated/Les athletes suivants sont elimines

25	Zhao, Lizhong	CHN	0.600	1	E	4	20	19
26	Strohmeier, Arno	AUT	0.600	0	F	4	18	18
27	Kim, Sung-Moon	KOR	0.400	3	D	4	24	21
28	Soliman, Khaled	EGY	0.400	1	C	4	19	18
29	Fernandez, Angel	ESP	0.400	-2	H	4	17	19
30	Zong, Xiangqing	CHN	0.400	-2	G	4	18	20
31	Chouinard, Jean-Marc	CAN	0.400	-2	A	4	19	21
32	Dizoglu, Ali Murat	TUR	0.400	-3	A	5	15	18
33	Yoon, Nam-Jin	KOR	0.400	-3	F	5	16	19
34	Lee, Il-Hee	KOR	0.400	-3	G	5	20	23
35	Lembacher, Dr. Hannes	AUT	0.400	-5	G	6	15	20
36	Ganef, Stephane	BEL	0.400	-5	E	5	17	22
37	Tsai, Shing-Hsiang	TPE	0.400	-10	D	5	13	23
38	Shelley, C. Lee	USA	0.200	-6	B	4	15	21
39	Magallanes, Jose Rafael	VEN	0.200	-7	C	5	16	23
40	Nigon, Gabriel	SUI	0.200	-9	B	5	13	22
41	Thuwaini, Mohammad	KUW	0.200	-12	B	6	10	22
42	Soumagne, Thierry	BEL	0.200	-12	H	5	12	24
43	Hassan, Kazem	KUW	0.000	-12	D	6	13	25
	Forslow, Greger	SWE	0.000	-12	H	6	13	25
45	Salem, Abdelmonem	EGY	0.000	-13	E	6	12	25
46	Lucchetti, Sergio A.	ARG	0.000	-13	F	6	12	25
47	Joos, Stefan	BEL	0.000	-15	C	6	10	25
48	Pena, Gilberto	PUR	0.000	-17	A	6	8	25

Epee-indivuel Round 3 Pool A/Aug.07		Epee-indivuel Tour 3 poule a/07Aout																
RANK	NAME	CTRY	1	2	3	4	5	6	7	8	9	10	V	M	TD	TR	PL	E
1	Vonen, Baard	NOR		5 D	2 V	5 D	5 D	4 V					2	5	17	21	4	
2	Borrmann, Elmar	FRG	1 V		5 D	3 V	5 D	3 V					3	5	22	17	3	
3	Cuomo, Sandro	ITA	5 D	4 V		2 V	1 V	3 V					4	5	22	15	1	
4	Riboud, Philippe	FRA	3 V	5 D	5 D		0 V	2 V					3	5	20	15	2	
5	Trevor, Stephen	USA	3 V	3 V	5 D	5 D		5 D					2	5	14	21	5	E
6	Perreault, Daniel	CAN	5 D	5 D	5 D	5 D	3 V						1	5	17	23	6	E

# Escrime

Epee-Individual Round 3 Pool B/Aug. 07		Epee-indivuel Tour 3 poule b/07Aout																
RANK	NAME	CTRY	1	2	3	4	5	6	7	8	9	10	V	M	TD	TR	PL	E
1	Mazzoni, Angelo	ITA	0 V	0 V	5 V	0 V	0 V						5	5	25	5	1	
2	Koppang, Nils	NOR	5 D		4 V	2 V	1 V	4 V					4	5	20	16	2	
3	Vaggo, Bjerne	SWE	5 D	5 D		0 V	5 D	2 V					2	5	18	17	3	
4	Paul, Steven	GBR	5 D	5 D	5 D		4 V	5 D					1	5	16	24	5	E
5	Llewellyn, John	GBR	5 D	5 D	4 V	5 D		5 D					1	5	12	24	6	E
6	Giger, Daniel	SUI	5 D	5 D	5 D	4 V	2 V						2	5	16	21	4	

Epee-Individual Round 3 Pool C/Aug.07		Epee-indivuel Tour 3 poule c/07Aout																
RANK	NAME	CTRY	1	2	3	4	5	6	7	8	9	10	V	M	TD	TR	PL	E
1	Pusch, Alexander	FRG	3 V	5 D	0 V	1 V	5 D						3	5	22	14	3	
2	Poffet, Michel	SUI	5 D		0 V	3 V	2 V	4 V					4	5	23	14	1	
3	Dessureault, Michel	CAN	4 V	5 D		1 V	4 V	4 V					4	5	20	18	2	
4	Aly, Ihab	EGY	5 D	5 D	5 D		5 D	5 D					0	5	7	25	6	E
5	Bergstrom, Jerri	SWE	5 D	5 D	5 D	2 V		5 D					1	5	13	22	5	E
6	Lenglet, Olivier	FRA	3 V	5 D	5 D	1 V	1 V						3	5	23	15	4	

Epee-Individual Round 3 Pool D/Aug. 07		Epee-indivuel Tour 3 poule d/07Aout																
RANK	NAME	CTRY	1	2	3	4	5	6	7	8	9	10	V	M	TD	TR	PL	E
1	Brill, Martin	NZL	5 D	5 D	4 V	0 V	2 V						3	5	21	16	2	
2	Boisse, Philippe	FRA	3 V		2 V	3 V	1 V	2 V					5	5	25	11	1	
3	Fischer, Volker	FRG	3 V	5 D		5 D	5 D	5 D					1	5	20	23	4	
4	Marx, Robert	USA	5 D	5 D	4 V		5 D	5 D					1	5	20	24	5	E
5	Cui, Yining	CHN	5 D	5 D	5 D	5 D		5 D					0	5	15	25	6	E
6	Bellone, Stefano	ITA	5 D	5 D	4 V	3 V	4 V						3	5	19	21	3	

Epee-Individual Round 3/Aug. 06		Epee-indivuel Tour 3/06Aout						
RANK	NAME	CTRY	V/M	TD-TR	POOL	PL	TD	TR
1	Mazzoni, Angelo	ITA	1.000	20	B	1	25	5
2	Boisse, Philippe	FRA	1.000	14	D	1	25	11
3	Poffet, Michel	SUI	0.800	9	C	1	23	14
4	Cuomo, Sandro	ITA	0.800	7	A	1	22	15
5	Koppang, Nils	NOR	0.800	4	B	2	20	16
6	Dessureault, Michel	CAN	0.800	2	C	2	20	18
7	Pusch, Alexander	FRG	0.600	8	C	3	22	14
8	Lenglet, Olivier	FRA	0.600	8	C	4	23	15
9	Riboud, Philippe	FRA	0.600	5	A	2	20	15
10	Brill, Martin	NZL	0.600	5	D	2	21	16
11	Borrmann, Elmar	FRG	0.600	5	A	3	22	17
12	Bellone, Stefano	ITA	0.600	-2	D	3	19	21
13	Vaggo, Bjerne	SWE	0.400	1	B	3	18	17
14	Vonen, Baard	NOR	0.400	-4	A	4	17	21
15	Giger, Daniel	SUI	0.400	-5	B	4	16	21
16	Fischer, Volker	FRG	0.200	-3	D	4	20	23

The above athletes are qualified/Les athletes ci-haut se qualifient

The following athletes are eliminated/Les athletes suivants sont elimines

17	Trevor, Stephen	USA	0.4
----	-----------------	-----	-----



**Epee-Individual**  
Final Ranking/Aug. 08

**Epee-individuel**  
Classement final/08 Aout

RANK RANG	NAME	CTRY
1	Boisse, Philippe	FRA
2	Vaggo, Bjorne	SWE
3	Riboud, Philippe	FRA
4	Bellone, Stefano	ITA
5	Poffet, Michel	SUI
6	Borrmann, Elmar	FRG
7	Pusch, Alexander	FRG
8	Fischer, Volker	FRG

The following athletes were eliminated after direct elimination w/repechage  
Les athletes suivants furent elimines apres l'elimination directe avec repechage

9	Mazzoni, Angelo	ITA
10	Dessureault, Michel	CAN
11	Koppang, Nils	NOR
12	Giger, Daniel	SUI
13	Lenglet, Olivier	FRA
14	Cuomo, Sandro	ITA
15	Brill, Martin	NZL
16	Vonen, Baard	NOR

The following athletes were eliminated after round 3  
Les athletes suivants furent elimines apres le 3eme tour

17	Trevor, Stephen	USA
18	Marx, Robert	USA
19	Perreault, Daniel	CAN
20	Paul, Steven	GBR
21	Bergstrom, Jerri	SWE
22	Llewellyn, John	GBR
23	Cui, Yining	CHN
24	Aly, Ihab	EGY

The following athletes were eliminated after round 2  
Les athletes suivants furent elimines apres le 2eme tour

25	Zhao, Lizhong	CHN
26	Strohmeier, Arno	AUT
27	Kim, Sung-Moon	KOR
28	Soliman, Khaled	EGY
29	Fernandez, Angel	ESP
30	Zong, Xiangqing	CHN
31	Chouinard, Jean-Marc	CAN
32	Dizoglu, Ali Murat	TUR
33	Yoon, Nam-Jin	KOR
34	Lee, Il-Hee	KOR
35	Lembacher, Dr. Hannes	AUT
36	Ganef, Stephane	BEL
37	Tsai, Shing-Hsiang	TPE
38	Shelley, C. Lee	USA
39	Magallanes, Jose Rafael	VEN
40	Nigon, Gabriel	SUI
41	Thuwaini, Mohammad	KUW
42	Soumagne, Thery	BEL
43	Hassan, Kazem	KUW
	Forslow, Greger	SWE
45	Salem, Abdelmonem	EGY
	Lucchetti, Sergio A.	ARG
47	Joos, Stefan	BEL
48	Pena, Gilberto	PUR

The following athletes were eliminated after round 1  
Les athletes suivants furent elimines apres le 1er tour

49	Cunningham, Denis	HKG
50	Cocker, David	NZL
51	Magnasco, Marcelo M.	ARG
52	Bubashit, Jamil M.	SAU
53	Liu, Chi-On	HKG
54	Al-Khurafi, Osama	KUW
55	Pedersen, John Hugo	NOR
56	Aboali, Mohamab	SAU
57	Lee, Tai-Chung	TPE
58	Mendoza, Saul	BOL
	Gaspar, Csaba O.	ARG
	Alrasheed, Rashid Fahad	SAU
61	Stanbury, Jonathan	GBR
	Kerr, James	ISV
63	Lam, Tak-Chuen	HKG

**Men/Foil-Team**  
Preliminary Round 1 Pool A Match 1 /Aug. 04

**Hombres/fleuret-equipe**  
Tour preliminaire 1 poule a match 1/04 Aout

CTRY NAME	1	2	3	4	5	6	7	8	V	TD	TR
USA									9	52	31
1	Massialas, Gregory					1*V	5 D	4 D V	2	13	10
2	Marx, Michael				V		1 V	2 V	3	15	6
3	McCahay, Michael				V	5 D		3 V	2	14	12
4	Smith, Mark				V	2 V			2	10	3
EGY									2	31	52
5	Elhousseiny, Abdelmonem		5 D	5 D	5 D				0	8	15
6	Refat, Belal		5 D		4 V	5 D			1	8	14
7	Soliman, Khaled		3 V	5 D					1	6	8
8	Diab, Ahmed		5 D	5 D	5 D				0	9	15

**Men/Foil-Team**  
Preliminary Round 1 Pool A Match 2/Aug. 04

**Hombres/fleuret-equipe**  
Tour preliminaire 1 poule a match 2/04 Aout

CTRY NAME	3	4	5	6	7	8	V	TD	TR	
EGY							1	27	47	
1	Diab, Ahmed				2 V	5 D	5 D	1	10	12
2	Elhousseiny, Abdelmonem			5 D		5 D		0	8	10
3	Refat, Belal			5 D	5 D		5 D	0	6	15
4	Soliman, Khaled			5 D	5 D			0	3	10
ITA							9	47	27	
5	Borella, Andrea		4 V	3 V	1 V		3	15	8	
6	Cerioni, Stefano		5 D		2 V	2 V	2	12	9	
7	Cipressa, Andrea		3 V	4 V			2	10	7	
8	Scuri, Angelo		2 V		1 V		2	10	3	

**Men/Foil-Team**  
Preliminary Round 1 Pool A Match 3/Aug. 04

**Hombres/fleuret-equipe**  
Tour preliminaire 1 poule a match 3/04Aout

CTRY NAME	1	2	3	4	5	6	7	8	V	TD	TR
USA									3	31	49
1	Marx, Michael					5 D	1 V	5 D	1	7	11
2	Lewison, Peter				5 D		5 D	5 D	0	4	15
3	Massialas, Gregory				5 D	2 V		1 V	2	11	8
4	Smith, Mark				5 D	5 D	5 D		0	9	15
ITA									9	49	31
5	Borella, Andrea		2 V	1 V	2 V				3	15	5
6	Cerioni, Stefano		1 V		5 D	4 V			2	12	10
7	Cipressa, Andrea		5 D	1 V			3 V		2	11	9
8	Scuri, Angelo		1 V	1 V	5 D				2	11	7

**Men/Foil-Team**  
Preliminary Round 1 Pool B Match 1 /Aug. 04

**Hombres/fleuret-equipe**  
Tour preliminaire 1 poule b match 1/04 Aout

CTRY NAME	1	2	3	4	5	6	7	8	V	TD	TR
HKG									0	13	45
1	Lai, Yee-Lap					5 D	5 D	5 D	0	6	15
2	Liu, Chi-On				5 D		5 D		0	4	10
3	Ko, Yin-Fai					5 D		5 D	0	2	10
4	Iam, Tak-Chuen				5 D	5 D			0	1	10
FRG									9	45	13
5	Gey, Mathias		0 V		1 V				2	10	1
6	Beck, Frank		1 V		1 V	0 V			3	15	2
7	Hein, Harald		2 V	4 V					2	10	6
8	Reichert, Klaus		3 V		1 V				2	10	4

**Men/Foil-Team**  
Preliminary Round 1 Pool B Match 2/Aug. 04

**Hombres/fleuret-equipe**  
Tour preliminaire 1 poule b match 2/04 Aout

CTRY NAME	1	2	3	4	5	6	7	8	V	TD	TR
GBR									8	64	60
1	Gosbee, William				5*0	5 D	5 D	5 D	0	12	20
2	Harper, Pierre				5 D	2 V	0 V	5 D	2	16	12
3	Bell, Nicholas				4 V	0 V	5 D	3 V	3	19	12
4	Bruniges, Robert				3 V	5 D	4 V	4 V	3	17	16
JPN									8	60	64
5	Azuma, Nobuyuki		3 V	2 V	5 D	5 D			2	17	15
6	Umezawa, Kenichi		3 V	5 D	5 D	2 V			2	12	15
7	Kanatsu, Yoshihiko		2 V	5 D	4 V	5 D			2	14	16
8	Shimokawa, Tadashi		4 V	4 V	5 D	5 D			2	17	18

\* Paul substituted for Gosbee in bout 5-1/Paul remplace par Gosbee dans le combat numero 5-1

**Men/Foil-Team**  
Preliminary Round 1 Pool B Match 3/Aug. 04

**Hombres/fleuret-equipe**  
Tour preliminaire 1 poule b match 3/04 Aout

CTRY NAME	1	2	3	4	5	6	7	8	V	TD	TR
JPN									4	44	56
1	Umezawa, Kenichi				5 D	3 V	5 D	5 D	1	14	18
2	Koyasu, Hidehachi				5 D		3 V	5 D	1	8	13
3	Azuma, Nobuyuki				5 D	5 D		2 V	1	13	12
4	Shimokawa, Tadashi				5 D	5 D	3*V		1	9	13
FRG									9	56	44
5	Gey, Mathias		4 V	3 V	4 V	2 V			4	20	13
6	Beck, Frank		5 D		4 V	2 V			2	13	11
7	Reichert, Klaus		3 V	5 D		5 D			1	11	13
8	Hein, Harald		2 V	0 V	5 D				2	12	7

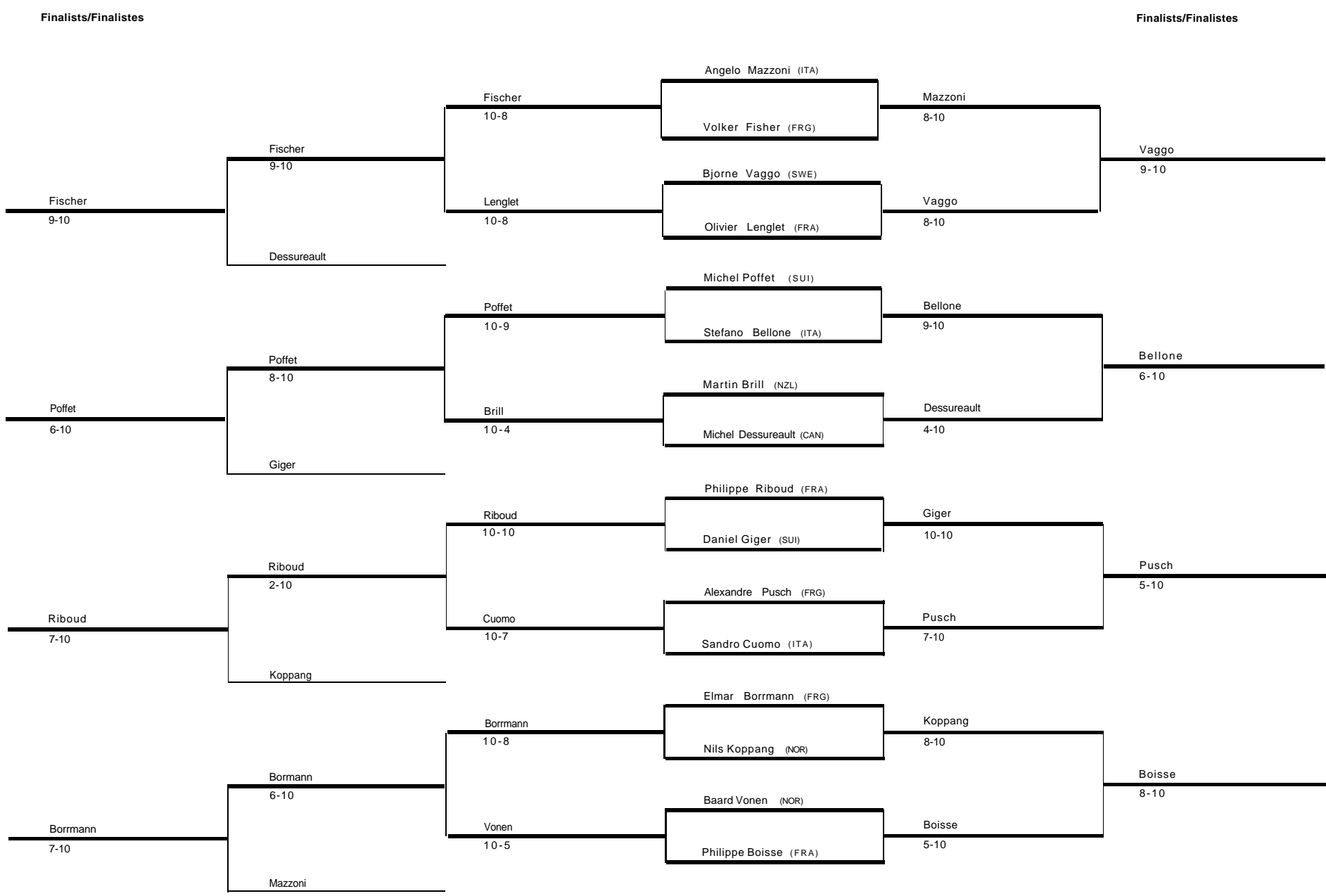
\* Kanatsu substituted for Shimokawa in bout 4-7/Kanatsu remplace par Shimokawa dans le combat numero 4-7

# Fencing

# Escrime

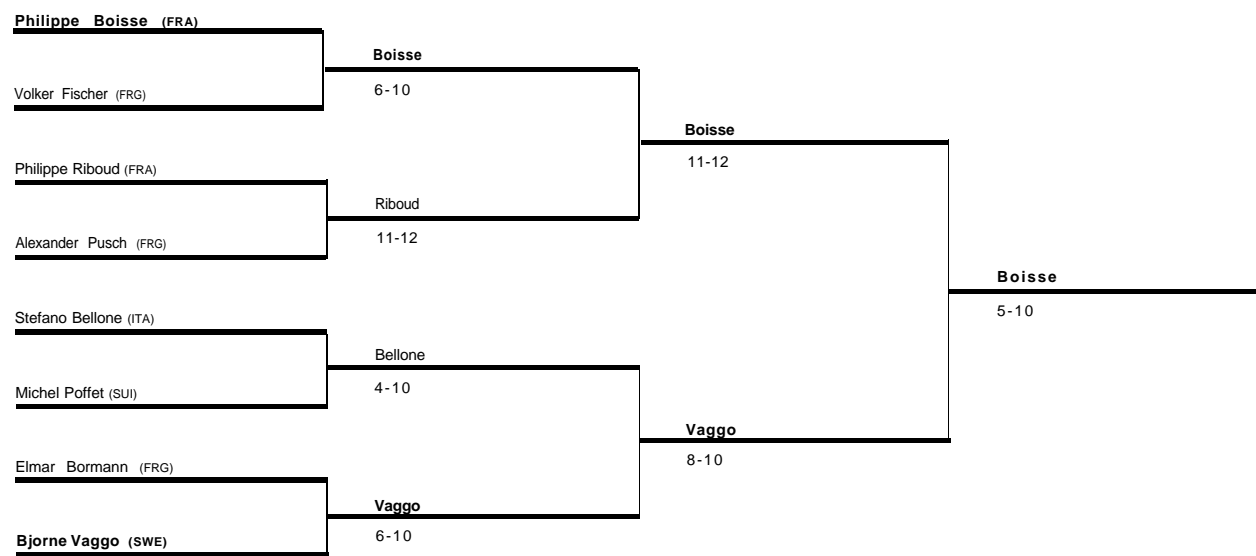
Epee Individual  
Direct Elimination With Repechage August 08

Epee individuel  
Elimination Directe Avec Repechage Aout 08

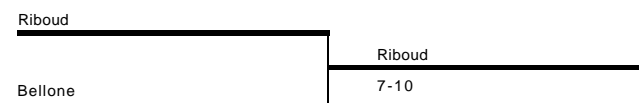


Individual Epee  
Final in Direct Elimination August 08

Epee individuel  
Finale en Elimination Directe Aout 08



3rd Place/3eme Place







**Men/Foil-Team** **Hommes/fleuret-equipe**  
Preliminary Round 1 Pool B Match 4/Aug.04 Tour preliminaire 1 poule b match 4/04Aout

CTRY	NAME	1	2	3	4	5	6	7	8	V	TD	TR
GBR										9	45	19
	1 Paul, Graham					4 V	2 V	3 V		3	15	9
	2 Gosbee, William			1 V			3 V			2	10	4
	3 Harper, Pierre					3 V		2 V		2	10	5
	4 Bruniges, Robert			1 V	0 V					2	10	1
HKG										0	19	45
	5 Ko, Yin-Fai		5 D		5 D					0	2	10
	6 Lai, Yee-Lap	5 D		5 D	5 D					0	7	15
	7 Liu, Chi-On	5 D	5 D							0	5	10
	8 Lam, Tak-Chuen	5 D		5 D						0	5	10

**Men/Foil-Team** **Hommes/fleuret-equipe**  
Preliminary Round 1 Pool B Match 5/Aug. 04 Tour preliminaire 1 poule b match 5/04Aout

CTRY	NAME	1	2	3	4	5	6	7	8	V	TD	TR
FRG										9	51	27
	1 Gey, Mathias					5 D	2 V	3 V		2	12	10
	2 Beck, Frank			3 V			0 V	1 V		3	15	4
	3 Hein, Harald			2 V	2 V			2 V		3	15	6
	4 Reichert, Klaus			2 V	5 D					1	9	7
GBR										2	27	51
	5 Harper, Pierre		5 D	5*D	5 D					0	7	15
	6 Gosbee, William	2 V		5 D	4 V					2	12	11
	7 Bell, Nicholas	5 D	5 D							0	2	10
	8 Bruniges, Robert	5 D	5 D	5 D						0	6	15

\* Paul substituted for Harper in bout 3-5/Paul remplace par Harper dans le combat numero 3-5

**Men/Foil-Team** **Hommes/fleuret-equipe**  
Preliminary Round 1 Pool B Match 6/Aug.04 Tour preliminaire 1 poule b match 6/04 Aout

CTRY	NAME	1	2	3	4	5	6	7	8	V	TD	TR
JPN										9	49	23
	1 Umezawa, Kenichi					1*V	1 V	2 V		3	15	4
	2 Koyasu, Hidehachi			3 V			2 V			2	10	5
	3 Azuma, Nobuyuki			3 V	5 D			2 V		2	14	10
	4 Kanatsu, Yoshihiko			3 V	1 V					2	10	4
HKG										1	23	49
	5 Ko, Yin-Fai		5 D	5 D	5 D					0	9	15
	6 Lai, Yee-Lap	5 D		4 V	5 D					1	7	14
	7 Liu, Chi-On	5 D	5 D							0	3	10
	8 Lam, Tak-Chuen	5 D		5 D						0	4	10

\* Shimokawa substituted for Umezawa in bout 1-6/Shimokawa remplace par Umezawa dans le combat numero 1-6

**Men/Foil-Team** **Hommes/fleuret-equipe**  
Preliminary Round 1 Pool C Match 1 /Aug. 04 Tour preliminaire 1 poule c match 1 /04 Aout

CTRY	NAME	1	2	3	4	5	6	7	8	V	TD	TR
ARG										4	38	55
	1 Turiace, Sergio R.					5 D	4 V	5 D	4 V	2	15	18
	2 Lucchetti, Sergio A.			5 D		5 D	0 V	5 D		1	11	10
	3 Gaspar, Csaba O.			5 D	5 D			5 D		0	4	15
	4 Magnasco, Marcelo M.			5 D	2 V	5 D				1	8	12
AUT										9	55	38
	5 Wendt, Joachim	2 V	4 V	3 V	2 V					4	20	11
	6 Loisel, Georg	5*D		1 V	5 D					1	11	11
	7 Blaschka, Robert	3 V	5 D		1 V					2	10	9
	8 Somloi, Georg	5 D	2 V	0 V						2	14	7

\* Kotlowski substituted for Loisel in bout 1-6/Kotlowski remplace par Loisel dans le combat numero 1-6

**Men/Foil-Team** **Hommes/fleuret-equipe**  
Preliminary Round 1 Pool C Match 2/Aug.04 Tour preliminaire 1 poule c match 2/04 Aout

CTRY	NAME	1	2	3	4	5	6	7	8	V	TD	TR
ARG										2	23	50
	1 Tunace, Sergio R.					5 D	5 D	4 V		1	9	14
	2 Lucchetti, Sergio A.			5 D			1 V	5 D		1	7	11
	3 Magnasco, Marcelo M.			5 D	5 D			5 D		0	5	15
	4 Gaspar, Csaba O.			5 D	5 D					0	2	10
FRA										3	15	1
	5 Groc, Patrick		0 V	1 V	0 V					3	15	8
	6 Omnes, Philippe	3 V		3 V	2 V					1	6	6
	7 Jolyot, Pascal	1 V	5 D							1	6	6
	8 Cerboni, Marc	5 D	2 V	1 V						2	14	8

**Men/Foil-Team** **Hommes/fleuret-equipe**  
Preliminary Round 1 Pool C Match 3/Aug. 04 Tour preliminaire 1 poule c match 3/04 Aout

CTRY	NAME	1	2	3	4	5	6	7	8	V	TD	TR
FRA										9	52	40
	1 Omnes, Philippe					V	2 V	4 V	0 V	4	20	9
	2 Jolyot, Pascal			0		3 V	4 V			2	12	12
	3 Groc, Patrick			V	5 D			2 V		2	11	8
	4 Cerboni, Marc			0	5 D	1*V				1	9	11
AUT										4	40	.52
	5 Blaschka, Robert	5 D	2 V	5 D	1 V					2	14	13
	6 Wendt, Joachim	5 D		1 V	3 V					2	12	9
	7 Kotlowski, Dieter	5 D	5 D		5 D					0	8	15
	8 Somloi, Georg	5 D	5 D	5 D						0	6	15

\* Pietruszka substituted for Cerboni in bout 4-7/Pietruszka remplace par Cerboni dans le combat numero 4-7

**Men/Foil-Team** **Hommes/fleuret-equipe**  
Preliminary Round 1 Pool D Match 1 /Aug. 04 Tour preliminaire 1 poule d match 1/04 Aout

CTRY	NAME	1	2	3	4	5	6	7	8	V	TD	TR
BEL										9	49	30
	1 Soumagne, Thierry					1 V	3 V	3 V		3	15	7
	2 Joos, Peter			0		4 V				1	9	9
	3 Ganef, Stephane			V	4 V			0 V		3	15	8
	4 Joos, Stefan			V	2 V					2	10	6
KUW										1	30	49
	5 Al-Awadhi, Khaled		4 V	5 D	5 D					1	13	14
	6 Al-Ahmad, Ahmad	5 D		5 D	5 D					0	7	15
	7 Al-Mutawa, Kifah	5 D	5 D							0	7	10
	8 Ghouloum, Mohammad	5 D		5 D						0	3	10

**Men/Foil-Team** **Hommes/fleuret-equipe**  
Preliminary Round 1 Pool D Match 2/Aug. 04 Tour preliminaire 1 poule d match 2/04 Aout

CTRY	NAME	1	2	3	4	5	6	7	8	V	TD	TR
LIB										4	39	56
	1 Darricau, Yves Daniel					5 D	5 D	5 D	5 D	0	5	20
	2 Youssef, Michel					5 D		5 D	5 D	0	8	15
	3 Darricau, Henri			4 V	5 D			3 V		2	12	12
	4 Haddad, Dany			4 V	5 D	0 V				2	14	9
CHN										9	56	39
	5 Chu, Shisheng	1 V	1 V	5 D	5 D					2	18	12
	6 Yu, Yifeng	0 V		2 V	4 V					3	15	6
	7 Wang, Wei	0 V	3 V		5 D					2	10	8
	8 Liu, Yunhong	4 V	4 V	5 D						2	13	13

**Men/Foil-Team** **Hommes/fleuret-equipe**  
Preliminary Round 1 Pool D Match 3/Aug. 04 Tour preliminaire 1 poule d match 3/04 Aout

CTRY	NAME	1	2	3	4	5	6	7	8	V	TD	TR
LIB										0	8	45
	1 Darricau, Yves Daniel					5 D	5 D	5 D		0	7	15
	2 Youssef, Michel					5 D		5 D		0	1	10
	3 Darricau, Henri					5 D		5 D		0	0	10
	4 Haddad, Dany					5 D	5 D			0	0	10
BEL										9	45	8
	5 Soumagne, Thierry		0 V		0 V					2	10	0
	6 Joos, Peter		0 V		0 V	0 V				3	15	0
	7 Ganef, Stephane		3 V	1 V						2	10	4
	8 Joos, Stefan		4 V		0 V					2	10	4

**Men/Foil-Team** **Hommes/fleuret-equipe**  
Preliminary Round 1 Pool D Match 4/Aug.04 Tour preliminaire 1 poule d match 4/04 Aout

CTRY	NAME	1	2	3	4	5	6	7	8	V	TD	TR
KUW										3	40	54
	1 Al-Awadhi, Khaled					5 D	4 V	1 V		2	14	10
	2 Al-Ahmad, Ahmad					5 D		4 V	5 D	1	10	14
	3 Al-Mutawa, Kifah					5 D	5 D		5 D	0	11	15
	Ghouloum, Mohammad					5 D	5 D	5 D		0	5	15
CHN										9	54	40
	5 Chu, Shisheng		1 V	4 V	1 V					3	15	6
	6 Yu, Yifeng	4 V		3 V	1 V					3	15	8
	7 Liu, Yunhong	5 D	5 D		3*V					1	13	13
	8 Wang, Wei	5 D	4 V	4 V						2	11	13

\* Zhang substituted for Liu in bout 4-7/Zhang remplace par Liu dans le combat numero 4-7

**Men/Foil-Team** **Hommes/fleuret-equipe**  
Preliminary Round 1 Pool D Match 5/Aug. 04 Tour preliminaire 1 poule d match 5/04 Aout

CTRY	NAME	1	2	3	4	5	6	7	8	V	TD	TR
BEL										8	60	58
	1 Soum											

# Fencing

Men/Foil-Team		Hommes/fleuret-equipe										
Preliminary Round 1 Pool D Match 6/Aug. 04		Tour preliminaire 1 poule d match 6/04 Aout										
CTRY	NAME	1	2	3	4	5	6	7	8	V	TD	TR
KUW		WINNER/VAINQUEUR										
	1 Al-Awadhi, Khaled											
	2 Al-Ahmad, Ahmad											
	3 Al-Mutawa, Kifah											
	4 Ghouloum, Mohammad											
LIB		FORFEIT/FORFAIT										
	5 Darricau, Yves Daniel											
	6 Youssef, Michel											
	7 Darricau, Henri											
	8 Haddad, Dany											

Men/Foil-Team		Hommes/fleuret-equipe										
Direct Elimination Round B (1/4) Match 1 /Aug. 05		Elimination directe tour b (1/4) match 1 /05 Aout										
CTRY	NAME	1	2	3	4	5	6	7	8	V	TD	TR
GBR										2	32	50
	1 Gosbee, William					5 D	5 D	5 D	5 D	0	8	15
	2 Harper, Pierre					5 D		5 D	5 D	0	9	15
	3 Bell, Nicholas					5 D	3 V		5 D	1	10	13
	4 Bruniges, Robert					5 D	2 V			1	5	7
ITA										9	50	32
	5 Numa, Mauro		3 V	1 V	0 V					3	15	4
	6 Borella, Andrea	3 V		5 D	5 D					1	10	13
	7 Cerioni, Stefano	2 V	3 V							2	10	5
	8 Scuri, Angelo	3 V	3 V	4 V						3	15	10

Men/Foil-Team		Hommes/fleuret-equipe										
Direct Elimination Round B (1/4) Match 2/Aug. 05		Elimination directe tour b (1/4) match 2/05 Aout										
CTRY	NAME	1	2	3	4	5	6	7	8	V	TD	TR
FRA										9	58	43
	1 Omnes, Philippe					4 V	3 V	1 V	3 V	4	20	11
	2 Pietruszka, Frederick					1 V		4 V	4 V	3	15	9
	3 Groc, Patrick					5 D	1 V		2 V	2	14	8
	4 Jolyot, Pascal					5 D	5 D	5 D		0	9	15
CHN										4	43	58
	5 Chu, Shisheng	5 D	5 D	4 V	3 V					2	15	17
	6 Zhang, Jian	5 D		5 D	3 V					1	9	13
	7 Wang, Wei	5 D	5 D		3 V					1	10	13
	8 Lu, Yunhong	5 D	5 D	5 D						0	9	15

Men/Foil-Team		Hommes/fleuret-equipe										
Direct Elimination Round B (1/4) Match 3/Aug.05		Elimination directe tour b (1/4) match 3/05 Aout										
CTRY	NAME	1	2	3	4	5	6	7	8	V	TD	TR
AUT										9	52	44
	1 Wendt, Joachim					4 V	2 V	3 V	1 V	4	20	10
	2 Kotlowski, Dieter					5 D		3 V	3 V	2	11	11
	3 Somloi, Georg					5 D	5 D		1 V	1	9	11
	4 Blaschka, Robert					5 D	4 V	3 V		2	12	12
BEL										4	44	52
	5 Soumagne, Thierry	5 D	1 V	2 V	2 V					3	19	10
	6 Joos, Peter	5 D		2 V	5 D					1	11	12
	7 Joos, Stefan	5 D	5 D		5 D					0	9	15
	8 Ganef, Stephane	5 D	5 D	5 D						0	5	15

Men/Foil-Team		Hommes/fleuret-equipe										
Direct Elimination Round B (1/4) Match 4/Aug. 05		Elimination directe tour b (1/4) match 4/05Aout										
CTRY	NAME	1	2	3	4	5	6	7	8	V	TD	TR
FRG										9	51	31
	1 Gey, Mathias					4 V	3 V	2 V	3	3	15	9
	2 Behr, Matthias					V		1 V	0 V	3	15	3
	3 Hein, Harald					V	3 V		2 V	3	15	9
	4 Beck, Frank					D	5 D			0	6	10
USA										2	31	51
	5 Marx, Michael		5 D	5 D	3 V					1	11	13
	6 Massialas, Gregory	5 D		5 D	3 V					1	12	13
	7 Lewison, Peter	5 D	5 D							1	4	10
	8 McCahey, Michael	5 D	5*D	5 D						1	4	15

\* Smith substituted for McCahey in bout 2-8/Smith remplace par McCahey dans le combat numero 2-8

Men/Foil-Team		Hommes/fleuret-equipe										
Direct Elimination-Qual 5-6th Match 1 /Aug. 05		Elimination directe-qual5-6eme match 1/05 Aout										
CTRY	NAME	1	2	3	4	5	6	7	8	V	TD	TR
CHN										4	41	59
	1 Chu, Shisheng					5 D	5 D	3 V	5 D	1	13	18
	2 Cui, Yining					5 D		3 V	5 D	1	10	13
	3 Yu, Yifeng					5*D	5 D		5 D	0	7	15
	4 Wang, Wei					5 D	4 V	4 V		2	11	13
GBR										9	59	41
	5 Harper, Pierre	4 V	4 V	4 V	1 V					4	20	13
	6 Gosbee, William	0 V		2 V	5 D					2	14	7
	7 Bell, Nicholas	5 D	5 D		5 D					0	10	15
	8 Bruniges, Robert	4 V	1 V	1 V						3	15	6

\* Zhang substituted for Yu in bout 3-5/Zhang remplace par Yu dans le combat numero 3-5

# Escrime

Men/Foil-Team		Hommes/fleuret-equipe										
Direct Elimination-Dual 5-6th Match 2/Aug. 05		Elimination directe-qual5-6eme match 2/05 Aout										
CTRY	NAME	1	2	3	4	5	6	7	8	V	TD	TR
USA		WINNER/VAINQUEUR										
	1 Marx, Michael											
	2 Massialas, Gregory											
	3 Lewison, Peter											
	4 McCahey, Michael											
BEL		FORFEIT/FORFAIT										
	5 Soumagne, Thierry											
	6 Joos, Peter											
	7 Joos, Stefan											
	8 Ganef, Stephane											

Men/Foil-Team		Hommes/fleuret-equipe										
Direct Elimination Round C (1/2) Match 1/Aug.05		Elimination directe tour c (1/2) match 1/05Aout										
CTRY	NAME	1	2	3	4	5	6	7	8	V	TD	TR
ITA										9	64	58
	1 Numa, Mauro					5 D	3 V	5 D	2 V	2	15	15
	2 Borella, Andrea					5 D	2 V	5 D	1 V	2	17	13
	3 Cerioni, Stefano					5 D	4 V	5 D	5 D	1	12	19
	4 Scuri, Angelo					3 V	4 V	3 V	1 V	4	20	11
FRA										7	58	64
	5 Omnes, Philippe	1 V	4 V	2 V	5 D					3	18	12
	6 Groc, Patrick	5 D	5 D	5 D	5 D					0	13	20
	7 Pietruszka, Frederick	4 V	3 V	2 V	5 D					3	18	14
	8 Cerboni, Marc	5 D	5 D	3 V	5 D					1	9	18

Men/Foil-Team		Hommes/fleuret-equipe										
Direct Elimination Round C (1/2) Match 2/Aug. 06		Elimination directe tour c (1/2) match 2/05 Aout										
CTRY	NAME	1	2	3	4	5	6	7	8	V	TD	TR
FRG										9	54	30
	1 Gey, Mathias					0 V	1 V	3 V	3	3	15	4
	2 Behr, Matthias					0		1 V	1 V	2	14	7
	3 Hein, Harald					0	5 D		1 V	1	10	11
	4 Reichert, Klaus					V	4 V	1 V		3	15	8
AUT										3	30	54
	5 Wendt, Joachim		4 V	1 V	5 D					2	13	10
	6 Kotlowski, Dieter	5 D		4 V	5 D					1	9	14
	7 Somloi, Georg	5 D	5 D		5*D					0	3	15
	8 Blaschka, Robert	5 D	5 D	5 D						0	5	15

\* Loisel substituted for Somloi in bout 4-7/Loisel remplace Somloi dans le combat numero 4-7

Men/Foil-Team		Hommes/fleuret-equipe										
Match For 7th Place/Aug. 05		Rencontre pour 7eme place/05Aout										
CTRY	NAME	1	2	3	4	5	6	7	8	V	TD	TR
CHN		WINNER/VAINQUEUR										
	1 Chu, Shisheng											
	2 Cui, Yining											
	3 Yu, Yifeng											
	4 Wang, Wei											
BEL		FORFEIT/FORFAIT										
	5 Soumagne, Thierry											
	6 Joos, Peter											
	7 Joos, Stefan											
	8 Ganef, Stephane											

Men/Foil-Team		Hommes/fleuret-equipe										
Match For 5th Place/Aug. 05		Rencontre pour 5eme place/5 Aout										
CTRY	NAME	1	2	3	4	5	6	7	8	V	TD	TR
GBR										6	53	58
	1 Gosbee, William					5 D	5 D	2 V	5 D	1	13	17
	2 Harper, Pierre					3 V	2 V	5 D	1 V	3	17	11
	3 Bell, Nicholas					5*D	5 D	5*D	5 D	0	9	20
	4 Bruniges, Robert					5 D	1 V	4 V		2	14	10
USA										9	58	53
	5 Marx, Michael	4 V	5 D	3 V	4 V					3	18	16
	6 Massialas, Gregory	2 V	5 D	2 V	5 D					2	13	14
	7 Lewison, Peter	5 D	2 V	1 V	5 D					2	16	13
	8 Smith, Mark	2 V	5 D	3 V						2	11	10

\* Paul substituted for Bell in bouts 3-5 and 7-3/Paul remplace par Bell dans les combats numeros 3-5 et 7-3

Men/Foil-Team		Hommes/fleuret-equipe										
Match For 3rd Place/Aug. 05		Rencontre pour 3eme place/05 Aout										
CTRY	NAME	1	2	3	4	5	6	7	8	V	TD	TR
AUT										3	35	54
	1 Wendt, Joachim									5 D	3 V	5 D
	2 Kotlowski, Dieter					5 D				5 D	5 D	0
	3 Somloi, Georg					5 D	5 D		4 V	1	10	14
	4 Blaschka, Robert					2 V	5 D	5 D		1	12	12
FRA										9	54	35
	5 Omnes, Philippe		1 V	1 V	5 D					2	12	7



Men/Foil-Team		Hommes/fleuret-equipe													
Final/Aug.05		Finale/05 Aout													
CTRY	NAME	1	2	3	4	5	6	7	8	V	TD	TR			
FRG	1 Behr, Matthias					0	2	V	5	D	4	V	7	52	60
	2 Gey, Mathias					0	2	V	1	V	5	0	2	14	16
	3 Hein, Harald					0	4	V	5	0	3	V	2	17	17
	4 Beck, Frank					0	4	V	5	0			1	9	14
ITA	5 Numa, Mauro	2	V	0	V	3	V	0	V				4	20	5
	6 Borella, Andrea	5	D	5	D	5	D	5	D				0	12	20
	7 Cerioni, Stefano	2	V	5	D	4	V	4	V				3	16	15
	6 Scuri, Angelo	5	D	2	V	5	D						1	12	12

Men/Foil-Team		Hommes/fleuret-equipe						
Final Classification/Aug.07		Classement final/07 Aout						
RK	CTRY NAME	V	TV	TR	TTR	TD	TTD	
1	ITA		8		52		60	
	Numa, Mauro	4		5		20		
	Borella, Andrea	0		20		12		
	Cerioni, Stefano	3		15		16		
	Scuri, Angelo	1		12		12		
	Cipressa, Andrea	0		0		0		
2	FRG		7		60		52	
	Behr, Matthias	2		16		14		
	Gey, Mathias	2		13		12		
	Hein, Harald	2		17		17		
	Beck, Frank	1		14		9		
	Reichert, Klaus	0		0		0		
3	FRA		9		35		54	
	Omnes, Philippe	2		7		12		
	Groc, Patrick	3		9		15		
	Pietruszka, Frederick	2		9		13		
	Jolyot, Pascal	2		10		14		
	Cerboni, Marc	0		0		0		
4	AUT		3		54		35	
	Wendt, Joachim	1		13		8		
	Kotlowski, Dieter	0		15		5		
	Somloi, Georg	1		14		10		
	Biaschka, Robert	1		12		12		
	Loisel, Georg	0		0		0		
5	USA		9		53		58	
	Marx, Michael	3		16		18		
	Massialas, Gregory	2		14		13		
	Lewison, Peter	2		13		16		
	Smith, Mark	2		10		11		
	McCahey, Michael	0		0		0		
6	GBR		6		58		53	
	Gosbee, William	1		17		13		
	Harper, Pierre	3		11		17		
	Bell, Nicholas	0		20		9		
	Bruniges, Robert	2		10		14		
	Paul, Graham	0		5		10		
7	CHN		9		WINNER/VAINQUEUR			
	Chu, Shisheng							
	Cui, Yining							
	Yu, Yifeng							
	Wang, Wei							
	Zhang, Jian							
8	BEL		0		FORFEIT/FORFAIT			
	Soumagne, Thierry							
	Joos, Peter							
	Joos, Stefan							
	Ganeff, Stephane							
9	JPN							
	Azuma, Nobuyuki							
	Kanatsu, Yoshihiko							
	Koyasu, Hidehachi							
	Shimokawa, Tadashi							
	Umezawa, Kenichi							
10	ARG							
	Gaspar, Csaba O.							
	Lucchetti, Sergio A.							
	Magnasco, Marcelo M.							
	Turiace, Sergio R.							
11	KUW							
	Al-Ahmad, Ahmad							
	Al-Awadhi, Khaled							
	Al-Khawaja, Ali							
	Al-Mutawa, Kifah							
	Ghouloum, Mohammad							
12	EGY							
	Diab, Ahmed							
	Elhousseiny, Abdelmonem							
	Refat, Belal							
	Soliman, Khaled							
13	LIB							
	Darricau, Henri							
	Darricau, Yves Daniel							
	Haddad, Dany							
	Youssef, Michel							
14	HKG							
	Cunningham, Denis							
	Ko, Yin-Fai							
	Lai, Yee-Lap							
	Lam, Tak-Chuen							

Sabre-Team		Sabre-equipe														
Preliminary Round 1 Pool A Match 1 /Aug. 06		Preliminaire tour 1 poule a match 1/08 Aout														
CTRY	NAME	1	2	3	4	5	6	7	8	V	TD	TR				
FRA	1 Lamour, Jean Francois					1	V	3	V	1	V	2	V	4	20	7
	2 Ducheix, Franck					1	V	3	V	5	D	5	D	2	18	14
	3 Guichot, Pierre					2	*V	5	D	5	D	1		1	12	12
	4 Delrieu, Philippe					3	V	1	V	5	D	2		2	14	9
CAN	5 Banos, Jean-Mane	5	*D	5	D	5	*D	5	D					5	42	64
	6 Sukunda, Eli	5	D	5	D	3	V	5	D					0	7	20
	7 Lavoie, Marc	5	D	4	V	4	V							1	12	18
	8 Marcil, Claude	5	D	4	V	4	V							2	11	13

\* Granger-Veyron substituted for Guichot in bout 3-5 and Banos, J.P substituted for Banos, J.M. in bouts 3-5 and 5-1/Granger-Veyron remplace par Guichot dans le combat numero 3-5 et Banos, J. P remplace par Banos, J. M. dans les combats numeros 3-5 et 5- 1

Sabre-Team		Sabre-equipe														
Preliminary Round 1 Pool A Match 2/Aug. 08		Preliminaire tour 1 poule a match 2/08 Aout														
CTRY	NAME	1	2	3	4	5	6	7	8	V	TD	TR				
FRG	1 Scholz, Freddy					4	V	5	D	4	V	3	V	3	19	16
	2 Volkmann, Jorg					1	V	0	V	5	D	2		3	13	6
	3 Schneider, Dieter					4	V	5	D	3	V	2		2	14	12
	4 Nolte, Jurgen					1	V	5	D	2	V	2		2	13	8
USA	5 Westbrook, Peter	5	D	5	D	5	D	5	D					4	42	59
	Mormando, Steve	4	V	4	V	3	V							0	10	20
	Lofton, Michael	5	D	5	D	5	D							3	15	11
	Reilly, Phillip	5	D	3	V	5	D							0	6	15

Sabre-Team		Sabre-equipe														
Preliminary Round 1 Pool A Match 3/Aug.08		Preliminaire tour 1 poule a match 3/08 Aout														
CTRY	NAME	1	2	3	4	5	6	7	8	V	TD	TR				
FRA	1 Lamour, Jean Francois					4	V	4	V	3	V	3	V	4	20	14
	2 Ducheix, Franck					5	D	2	V	3	V	2		2	10	10
	3 Guichot, Pierre					5	D	3	V	2	V	2		2	11	10
	4 Delrieu, Philippe					5	D	5	D	4	*V	1		1	10	14
USA	5 Westbrook, Peter	5	D	0	V	1	V	3	V					4	48	51
	Mormando, Steve	5	D	5	D	2	V							3	19	9
	Reilly, Phillip	5	D	5	D	5	*D							1	12	12
	Lofton, Michael	5	D	5	D	5	D							0	9	15

\* Granger-Veyron substituted for Delrieu in bout 4-7/Granger-Veyron remplace par Delrieu dans le combat numero 4-7

\* Glucksman substituted for Reilly in bout 4-7/Glucksman remplace par Reilly dans le combat numero 4-7

Sabre-Team		Sabre+equipe													
Preliminary Round 1 Pool A Match 4/Aug.08		Preliminaire tour 1 poule a match 4/08 Aout													
CTRY	NAME	1	2	3	4	5	6	7	8	V	TD	TR			
FRG	1 Scholz, Freddy					0	4	V	3	V	3	V	9	66	61
	2 Stratmann, Jorg					V	5	D	5	D	5	D	1	17	19
	3 Schneider, Dieter					V	1	V	4	V	5	D	3	19	14
	4 Nolte, Jurgen					V	4	V	5	D			2	12	13
CAN	5 Lavoie, Marc	3	V	5	D	5	D	5	D				6	61	66
	Sukunda, Eli	5	D	4	*V	5	D	5	D				1	17	18
	Banos, Jean-Paul	5	D	4	V	5	D	2	V				1	14	19
	Marcil, Claude	5	D	4	V	4	V						2	17	16

\* Banos substituted for Sukunda in bout 6-2/Banos remplace par Sukunda dans le combat numero 6-2

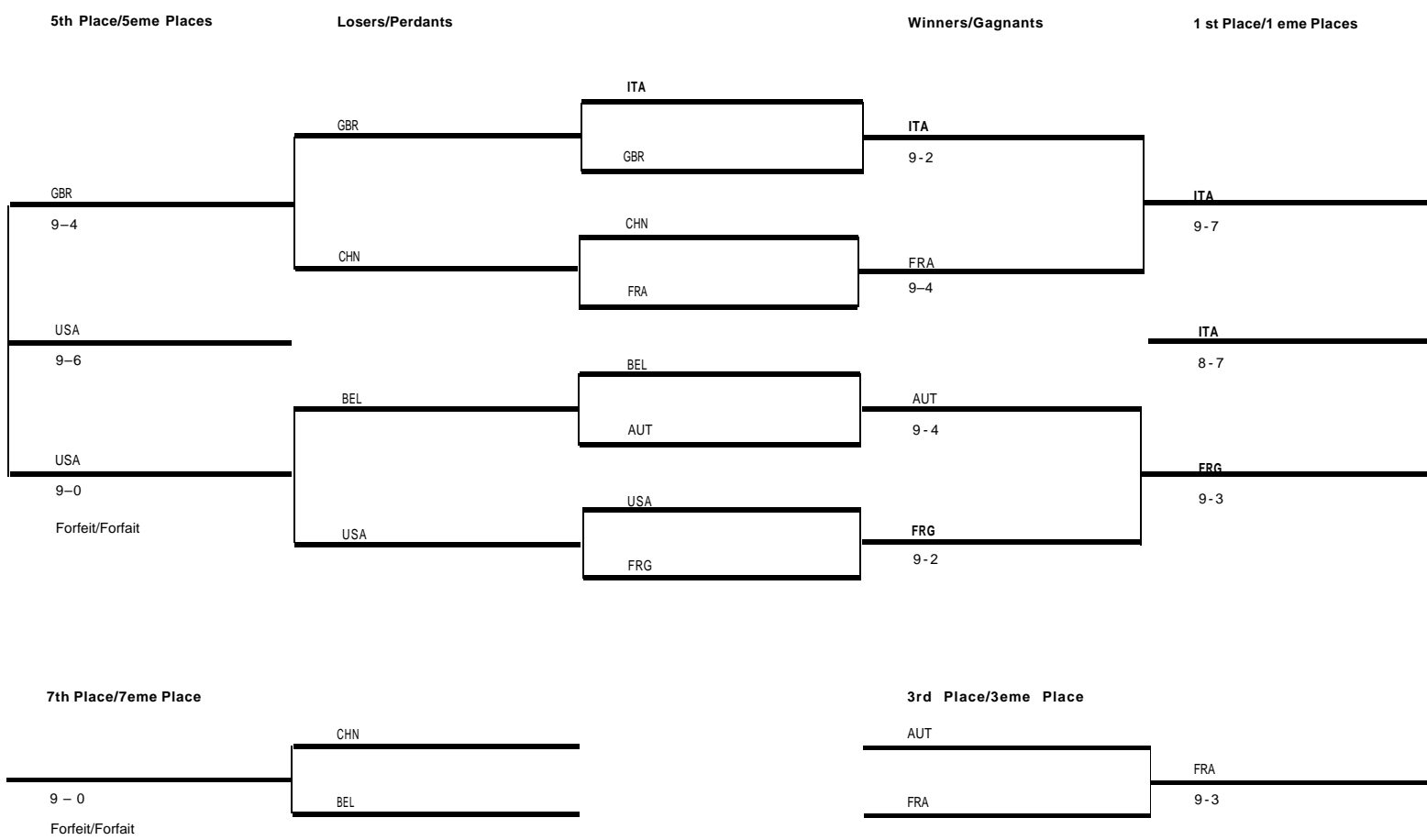
Sabre-Team		Sabre-equipe														
Preliminary Round 1 Pool A Match 5/Aug.08		Preliminaire tour poule a match 5/08 Aout														
CTRY	NAME	1	2	3	4	5	6	7	8	V	TD	TR				
FRG	1 Scholz, Freddy									2		34	51			
	2 Stratmann, Jorg					4	V	5	D	2	V	5	D	1	12	12
	3 Schneider, Dieter					5	D	5	D	5	D	0		5	15	
	4 Nolte, Jurgen					5	D	5	D			0		6	10	
FRA	5 Lamour, Jean Francois													9	51	34
	6 Granger-Veyron, Herve	4	V	5	D	0	V	2	V					2	14	7
	7 Guichot, Pierre	4	V	3	V	1	V	4	V					3	15	9
	8 Delrieu, Philippe	3	V	3	V	4	V							1	7	8

# Fencing

# Escrime

Men's Team Foil  
Elimination Round Summary August 05

Hommes/fleuret equipe  
Sommaire Tours D'elimination Aout 05



Sabre-Team		Sabre-equipe										
Preliminary Round 1 Pool A Match 6/Aug. 08		Preliminaire tour 1 poule a match 6/08 Aout										
CTRY	NAME	1	2	3	4	5	6	7	8	V	TD	TR
USA										9	45	27
	1 Westbrook, Peter					1 V	3 V	3 V		3	15	7
	2 Mormando, Steve				3 V		4 V			2	10	7
	3 Reilly, Phillip				2 V	2 V		1 V		3	15	5
	4 Glucksman, Joel				3*V	5 D				1	5	8
CAN										1	27	45
	5 Lavoie, Marc		5 D	5 D	5 D					0	8	15
	6 Banos, Jean-Paul	5 D		5 D	0 V					1	8	10
	7 Banos, Jean-Mane	5 D	5 D							0	7	10
	8 Marcil, Claude	5 D		5 D						0	4	10

\* Lofton substituted for Glucksman in bout 5-4/Lofton remplace par Glucksman dans le combat numero 5-4

Sabre-Team		Sabre-equipe										
Preliminary Round 1 Pool B Match 1/Aug. 08		Preliminaire tour 1 poule b match 1/08 Aout										
CTRY	NAME	1	2	3	4	5	6	7	8	V	TD	TR
ITA										9	60	42
	1 Dalla Barba, Gianfranco				2 V	5 D	2 V	5 D		2	18	14
	2 Scalzo, Giovanni				5 D		3 V	1*V		2	14	9
	3 Aradiacono, Angelo				5 D	2 V		3 V		2	13	10
	4 Meglio, Ferdinando				3 V	2 V	4 V			3	15	9
CHN										4	42	60
	5 Wang, Ruiji	5 D	4 V	3 V	5 D					2	15	17
	6 Chen, Jinchu	4 V		5 D	5 D					1	9	14
	7 Liu, Guozhen	5 D	5 D		5 D					0	9	15
	8 Yang, Shisheng	4 V	5 D	5 D						1	9	14

\* Marin substituted for Scalzo in bout 2-8/Marin remplace par Scalzo dans le combat numero 2-8

Sabre-Team		Sabre-equipe										
Preliminary Round 1 Pool B Match 2/Aug. 08		Preliminaire tour 1 poule b match 2/08 Aout										
CTRY	NAME	1	2	3	4	5	6	7	8	V	TD	TR
ROM										9	59	45
	1 Mustata, Marin				3 V	5 D	4 V	1 V		3	18	13
	2 Pop, Ioan				4 V		4 V	5 D		2	14	13
	3 Marin, Corneliu				2 V	2 V		5 D		2	13	9
	4 Chiculita, Alexandru				5 D	2 V	3 V			2	14	10
GBR										4	45	59
	5 Slade, Mark	5 D	5 D	5 D	4 V					1	14	19
	6 Cohen, Richard	3 V		5 D	5 D					1	9	13
	7 Klenerman, Paul	5 D	5 D		5 D					0	11	15
	8 Zarno, John	5 D	4 V	3 V						2	11	12

Sabre-Team		Sabre-equipe										
Preliminary Round 1 Pool B Match 3/Aug. 08		Preliminaire tour 1 poule b match 3/08 Aout										
CTRY	NAME	1	2	3	4	5	6	7	8	V	TD	TR
GBR										0	21	45
	1 Philbin, James						5 D	5 D	5 D	0	3	15
	2 Slade, Mark					5 D		5 D		0	6	10
	3 Cohen, Richard						5 D		5 D	0	5	10
	4 Klenerman, Paul					5 D	5 D			0	7	10
ITA										9	45	21
	5 Dalla Barba, Gianfranco			4 V		3 V				2	10	7
	6 Marin, Marco	1 V		2 V	4 V					3	15	7
	7 Arcidiacono, Angelo	0 V	2 V							2	10	2
	8 Meglio, Ferdinando	2 V		3 V						2	10	5

Sabre-Team		Sabre-equipe										
Preliminary Round 1 Pool B Match 4/Aug. 08		Preliminaire tour 1 poule b match 4/08 Aout										
CTRY	NAME	1	2	3	4	5	6	7	8	V	TD	TR
ROM										9	60	41
	1 Mustata, Marin				3 V	3 V	5 D	3 V		3	19	14
	2 Pop, Ioan				0 V		2 V	5 D		2	13	7
	3 Marin, Corneliu				5 D	3 V		5 D		1	13	13
	4 Szabo, Vilmos				2 V	3 V	2 V			3	15	7
CHN										4	41	60
	5 Wang, Ruiji	5 D	5 D	4 V	5 D					1	10	19
	6 Chen, Jinchu	5 D		5 D	5 D					0	9	15
	7 Liu, Guozhen	4 V	5 D		5 D					1	9	14
	8 Yang, Shisheng	5 D	3 V	4 V						2	13	12

Sabre-Team		Sabre-equipe										
Preliminary Round 1 Pool B Match 5/Aug. 08		Preliminaire tour 1 poule b match 5/08 Aout										
CTRY	NAME	1	2	3	4	5	6	7	8	V	TD	TR
ROM										3	43	54
	1 Mustata, Marin						1 V	5 D	4 V	2	12	10
	2 Pop, Ioan				4 V		5 D	5 D		1	13	14
	3 Marin, Corneliu				5 D	5 D		5 D		0	11	15
	4 Szabo, Vilmos				5 D	5 D	5 D			0	7	15
ITA										9	54	43
	5 Mario, Marco			5 D	3 V	3 V				2	14	11
	6 Dalla Barba, Gianfranco	5 D			4 V	2 V				2	11	11
	7 Scalzo, Giovanni	2 V	4 V		2 V					3	15	8
	6 Meglio, Ferdinando	5 D	4 V	4 V						2	14	13



Sabre-Team		Sabre-equipe										
Preliminary Round 1 Pool B Match 6 / Aug. 08		Preliminaire tour / poule b match 6 / 08 Aout										
CTRY	NAME	1	2	3	4	5	6	7	8	V	TD	TR
CHN										8	63	52
	1 Wang, Ruiji					5 D	1 V	4 V	3 V	3	19	13
	2 Chen, Jinchu					4 V	5 D	5 D	2 V	2	18	16
	3 Yang, Shisheng					5 D	4 V		5 D	1	12	14
	4 Liu, Yunhong					5 D	1 V	3 V		2	14	9
GBR										6	52	63
	5 Slade, Mark	4 V	5 D	4 V	4 V					3	19	17
	6 Cohen, Richard	5 D	4*V	5 D	5 D					1	11	19
	7 Klenerman, Paul	5 D	4 V		5 D					1	12	14
	8 Zamo, John	5 D	5 D	3 V						1	10	13

\* Philbin substituted for Cohen in bout 6-2 / Philbin remplace per Cohen dans le combat numero 6-2

Sabre-Team		Sabre-equipe										
Direct Elimination Round 8 (1/4) Match 1 / Aug. 09		Elimination directe tour b (1/4) match 1/09 Aout										
CTRY	NAME	1	2	3	4	5	6	7	8	V	TD	TR
ROM										9	56	44
	1 Mustata, Marin						5 D	2 V	2 V	2	14	9
	2 Pop, Ioan					5 D		4 V	4 V	2	14	13
	3 Marin, Corneliu					4 V	4 V		4 V	3	15	12
	4 Chiculita, Alexandru					5 D	1 V	4 V		2	13	10
USA										3	44	56
	5 Westbrook, Peter		4 V	5 D	3 V					2	14	12
	6 Mormando, Steve	4 V		5 D	5 D					1	10	14
	7 Lofton, Michael	5 D	5 D		5 D					0	10	15
	8 Reilly, Phillip	5 D	5 D	5 D						0	10	15

Sabre-Team		Sabre-equipe										
Direct Elimination Round B (1/4) Match 2 / Aug. 09		Elimination directe tour b (1/4) match 2 / 09 Aout										
CTRY	NAME	1	2	3	4	5	6	7	8	V	TD	TR
FRG										9	52	37
	1 Scholz, Freddy						2 V	4 V	1 V	3	15	7
	2 Volkman, Jorg					5 D		5 D	5*0	0	7	15
	3 Schneider, Dieter					4 V	2 V		3 V	3	15	9
	4 Nolte, Jurgen					2 V	2 V	2 V		3	15	6
CHN										3	37	52
	5 Wang, Ruiji		2 V	5 D	5 D					1	11	12
	6 Chen, Jinchu	5 D		5 D	5 D					0	6	15
	7 Liu, Guozhen	5 D	3 V		5 D					1	11	13
	8 Yang, Shisheng	5 D	2 V	5 D						1	9	12

\* Stratmann substituted for Volkman in bout 2-8 / Stratmann remplace par Volkman dans le combat numero 2-8

Sabre-Team		Sabre-equipe										
Direct Elimination Round C (1/2) Match 1 / Aug. 09		Elimination directe tour c (1/2) match 1 / 09 Aout										
CTRY	NAME	1	2	3	4	5	6	7	8	V	TD	TR
FRA										9	54	47
	1 Lamour, Jean Francois					4 V	4 V	4 V	3 V	4	20	15
	2 Guichot, Pierre					5 D		3 V	0 V	2	12	8
	3 Granger-Veyron, Herve					5 D	2 V		5 D	1	9	12
	4 Delrieu, Philippe					4 V	5 D	3 V		2	13	12
ROM										4	47	54
	5 Mustata, Marin	5 D	2 V	1 V	5 D					2	18	13
	6 Pop, Ioan	5 D		5 D	3 V					1	11	13
	7 Chiculita, Alexandru	5 D	5 D		5 D					0	10	15
	8 Marin, Corneliu	5 D	5 D	3 V						1	8	13

Sabre-Team		Sabre-equipe										
Direct Elimination Round C (1/2) Match 2 / Aug. 09		Elimination directe tour c (1/2) match 2 / 09 Aout										
CTRY	NAME	1	2	3	4	5	6	7	8	V	TD	TR
FRG										3	35	56
	1 Scholz, Freddy						5 D	5 D	5 D	0	7	15
	2 Nolte, Jurgen					5 D		3 V	5 D	1	10	13
	3 Schneider, Dieter					4 V	4 V		5 D	2	10	13
	4 Stratmann, Jorg					5 D	5 D	5 D		0	8	15
ITA										9	56	35
	5 Dalla Barba, Gianfranco		3 V	5 D	3 V					2	14	11
	6 Scalzo, Giovanni	3*V		5 D	2 V					2	14	10
	7 Arcidiacono, Angelo	3 V	5 D		3 V					2	13	11
	8 Meglio, Ferdinando	1 V	2 V	0 V						3	15	3

\* Marin substituted for Scalzo in bout 1-6 / Marin remplace par Scalzo dans le combat numero 1-6

Sabre-Team		Sabre-equipe										
Match For 5th Place / Aug. 09		Rencontre pour 5eme place / 09 Aout										
CTRY	NAME	1	2	3	4	5	6	7	8	V	TD	TR
CHN										9	63	65
	1 Wang, Ruiji					5 D	5 D	2 V	4 V	2	16	16
	2 Chen, Jinchu					5 D	5 D	4 V	4 V	2	15	18
	3 Yang, Shisheng					4 V	4 V	0 V	5 D	3	19	13
	4 Liu, Guozhen					4 V	5 D	5 D	4 V	2	13	18
USA										7	65	63
	5 Westbrook, Peter	4 V	1 V	5 D	5 D					2	18	15
	6 Mormando, Steve	2 V	4 V	5 D	2 V					3	19	13
	7 Reilly, Phillip	5 D	5 D	5 D	1 V					1	11	16
	8 Glucksman, Joel	5 D	5 D	4 V	5*D					1	17	19

\* Lofton substituted for Glucksman in bout 8-4 / Lofton remplace pour Glucksman dans le combat numero 8-4

Sabre-Team		Sabre-equipe										
Match For 3rd Place / Aug. 09		Rencontre pour 3eme place / 09 Aout										
CTRY	NAME	1	2	3	4	5	6	7	8	V	TD	TR
FRG										7	52	58
	1 Schneider, Dieter					5 D	3 V	5 D	2 V	2	14	15
	2 Nolte, Jurgen					5 D	1 V	5 D	2 V	2	16	13
	3 Scholz, Freddy					4 V	5 D	5 D	2 V	2	13	16
	4 Stratmann, Jorg					4 V	5 D	5 D		1	9	14
ROM										8	58	52
	5 Mustata, Marin	3 V	2 V	5 D	5 D					2	18	15
	6 Pop, Ioan	5 D	5 D	2 V	4 V					2	14	16
	7 Chiculita, Alexandru	1 V	4 V	1 V	0 V					4	20	6
	8 Marin, Corneliu	5 D	5 D	5 D						0	6	15

Sabre-Team		Sabre-equipe										
Final / Aug. 09		Finale / 09 Aout										
CTRY	NAME	1	2	3	4	5	6	7	8	V	TD	TR
FRA										3	44	57
	1 Lamour, Jean Francois						4 V	5 D	5 D	1	13	14
	2 Guichot, Pierre					5 D		4 V	5 D	1	12	14
	3 Granger-Veyron, Herve					5 D	5 D		4 V	1	11	14
	4 Delrieu, Philippe					5 D	5 D	5*D		0	8	15
ITA										9	57	44
	5 Marin, Marco		4 V	4 V	2 V					3	15	10
	6 Dalla Barba, Gianfranco	5 D		2 V	2 V					2	14	9
	7 Scalzo, Giovanni	4 V	5 D		4 V					2	14	13
	8 Meglio, Ferdinando	4 V	3 V	5 D						2	14	12

\* Ducheix replaced Delrieu in bout 7-4 / Ducheix remplace par Delrieu dans le combat numero 7-4

Sabre-Team		Sabre-equipe											
Final Classification / Aug. 09		Classement final / 09 Aout											
RK	CTRY	NAME	1	2	3	4	5	6	7	8	V	TD	TR
1	ITA										9	44	57
		Marin, Marco					3	44	10	15			
		Dalla Barba, Gianfranco					2	9		14			
		Scalzo, Giovanni					2	13		14			
		Meglio, Ferdinando					2	12		14			
		Arcidiacono, Angelo					0	0		0			
2	FRA										3	57	44
		Lamour, Jean Francois					1	14		13			
		Guichot, Pierre					1	14		12			
		Granger-Veyron, Herve					1	14		11			
		Delrieu, Philippe					0	15		8			
		Ducheix, Franck					0	0		0			
3	ROM										8	52	58
		Mustata, Marin					2	15		18			
		Pop, Ioan					2	16		14			
		Chiculita, Alexandru					4	6		20			
		Marin, Corneliu					0	15		6			
4	FRG										7	58	52
		Schneider, Dieter					2	15		14			
		Nolte, Jurgen					2	13		16			
		Scholz, Freddy					2	16		13			
		Stratmann, Jorg					1	14		9			
		Volkman, Jorg					0	0		0			
5	CHN										9	65	63
		Wang, Ruiji					2	16		16			
		Chen, Jinchu					2	18		15			

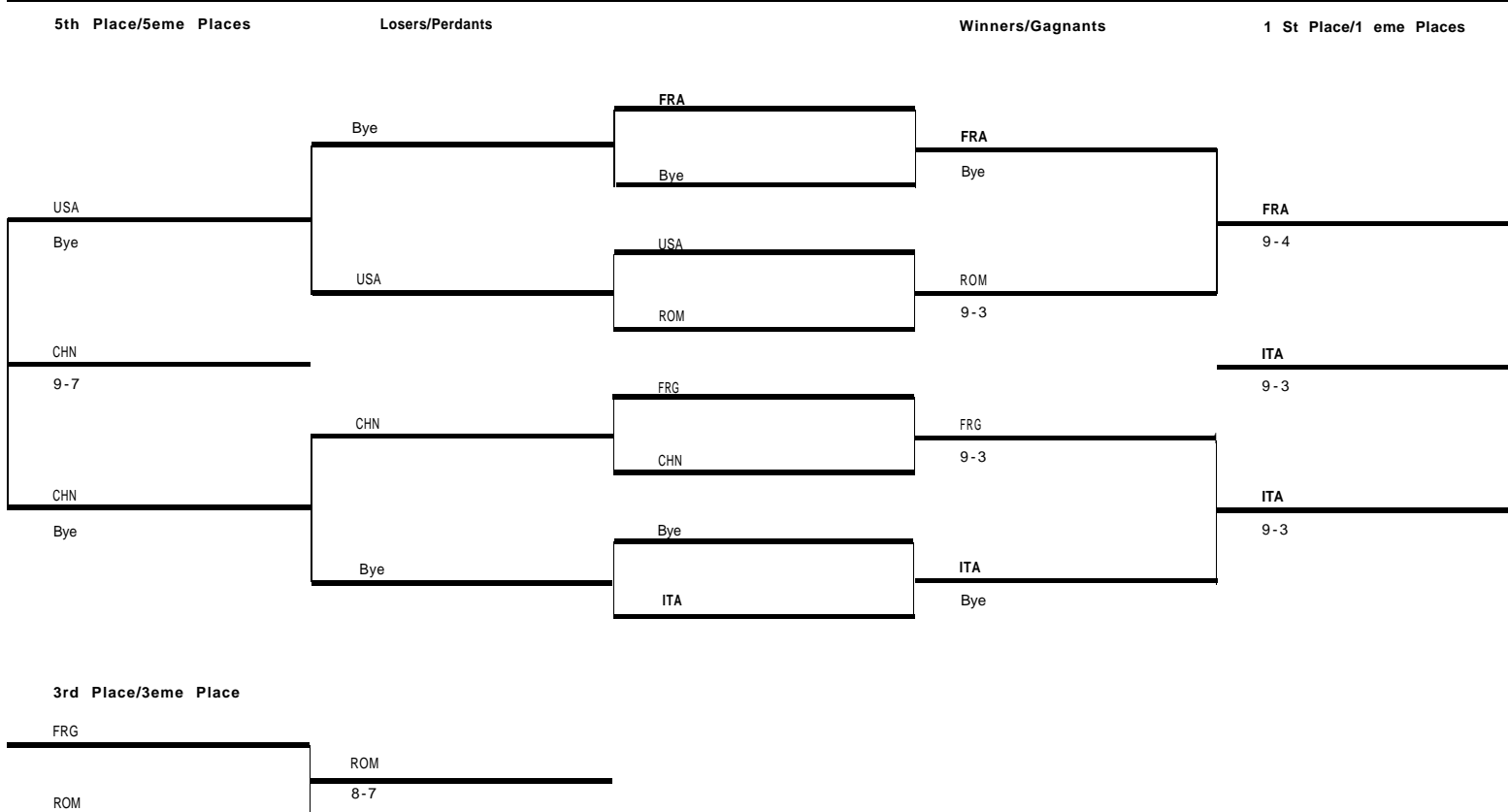


# Fencing

# Escrime

Men's Team Sabre  
Elimination Round Summary August 09

Hommes/sabre equipe  
Sommaire Tours D'elimination Aout 09



3rd Place/3eme Place

Epee-Team Preliminary Round 1 Pool A Match 1 /Aug. 10		Epee-equipe Preliminaire tour 1 poule a match 1/10 Aout										
CTRY NAME		1	2	3	4	5	6	7	8	V	TD	TR
FRA										9	45	19
	1 Lenglet, Olivier					3 V	3 V	2 V		3	15	8
	2 Henry, Jean Michel			3 V			2 V			2	10	5
	3 Salesse, Michel					3 V		0 V		2	10	3
	4 Boisse, Philippe					2 V	1 V			2	10	3
SAU										0	19	45
	5 Aldossary, Nassar		5 D		5 D					0	5	10
	6 Aboali, Mohamab	5 D		5 D	5 D					0	7	15
	7 Alrasheed, Rashid Fahad	5 D	5 D							0	5	10
	8 Bubashit, Jam	5 D		5 D						0	2	10

Epee-Team Preliminary Round 1 Pool A Match 2/Aug. 10		Epee-equipe Preliminaire tour 1 poule a match 2/10 Aout										
CTRY NAME		1	2	3	4	5	6	7	8	V	TD	TR
CHN										9	54	36
	1 Zong, Xiangqing					3 V	2 V	0 V	5 D	3	18	10
	2 Cui, Yining			5 D		5 D		2 V	2 V	2	12	9
	3 Pang, Jin			2 V	5 D			1 V		2	13	8
	4 Zhao, Lizhong			2 V	5 D	2 V				2	11	9
USA										4	36	54
	5 Marx, Robert	5 D	2 V	5 D	5 D					1	12	17
	6 Trevor, Stephen	5 D		3 V	1 V					2	12	9
	7 Schifrin, Peter	5 D	5 D		5 D					0	4	15
	8 Shelley, C. Lee	3 V	5 D	5 D						1	8	13

\* Moreau substituted for Schifrin in bout 4-7/Moreau remplace pour Schifrin dans le combat numero 4-7

Epee-Team Preliminary Round 1 Pool A Match 3/Aug. 10		Epee-equipe Preliminaire tour 1 poule a match 3/10 Aout										
CTRY NAME		1	2	3	4	5	6	7	8	V	TD	TR
FRA										8	59	59
	1 Lenglet, Olivier					3 V	5 V	0 V	0 V	4	20	8
	2 Henry, Jean Michel			5 D	4 V	5 D	5 D			1	14	19
	3 Salesse, Michel			5 D	5 D	5 D	4 V			1	11	19
	4 Boisse, Philippe			5 D	5 D	1 V	2 V			2	14	13
USA										8	59	59
	5 Trevor, Stephen	5 D	1 V	2 V	3 V					3	18	11
	6 Marx, Robert	5 D	5 D	2 V	1 V					2	19	13
	7 Shelley, C. Lee	5 D	4 V	2 V	5 D					2	11	16
	8 Moreau, John	5 D	4 V	5 D	5 D					1	11	19

\* Riboud substituted for Henry in bout 6-2/Riboud remplace pour Henry dans le combat number 6-2  
\* Schifrin substituted for Moreau in bout 8-4/Schifrin remplace pour Moreau dans le combat numero 8-4

Epee-Team Preliminary Round 1 Pool A Match 4/Aug. 10		Epee-equipe Preliminaire tour 1 poule a match 4/10 Aout										
CTRY NAME		1	2	3	4	5	6	7	8	V	TD	TR
SAU										0	12	45
	1 Aldossary, Nassar A					5 D	5 D	5 D		0	3	15
	2 Aboali, Mohamab					5 D		5 D		0	2	10
	3 Almsheed, Rashid Fahad					5 D		5 D		0	4	10
	4 Bubashit, Jamil M					5 D	5 D			0	3	10
CHN										9	45	12
	5 Zong, Xiangqing		2 V		1 V					2	10	3
	6 Cui, Yining	0 V		3 V	2 V					3	15	5
	7 Zhao, Lizhong	1 V	0 V							2	10	1
	8 Pang, Jin	2 V		1 V						2	10	3

Epee-Team Preliminary Round Pool A Match 5/Aug. 10		Epee-equipe Preliminaire tour 1 poule a match 5/10 Aout										
CTRY NAME		1	2	3	4	5	6	7	8	V	TD	TR
FRA										9	46	28
	1 Lenglet, Olivier						0 V	4 V	3 V	3	15	7
	2 Riboud, Philippe					3 V		3 V		2	10	6
	3 Boisse, Philippe					3 V	5 D		3 V	2	11	11
	4 Salesse, Michel					3 V	1 V			2	10	4
CHN										1	28	46
	5 Zong, Xiangqing		5 D	5 D	5 D					0	9	15
	6 Cui, Yining	5 D		1 V	5 D					1	6	11
	7 Zhao, Lizhong	5 D	5 D							0	7	10
	8 Pang, Jin	5 D		5 D						0	6	10

Epee-Team Preliminary Round 1 Pool A Match 6/Aug. 10		Epee-equipe Preliminaire tour 1 poule a match 6/10 Aout										
CTRY NAME		1	2	3	4	5	6	7	8	V	TD	TR
SAU										5	38	58
	1 Alrasheed, Rashid Fahad					5 D	5 D	4 V	4 V	2	15	18
	2 Aboali, Mohamab					5 D		4 V	5 D	1	7	14
	3 Bubashit, Jamil M					3 V	5 D		5 D	1	10	13
	4 Aldossary, Nassar A					5 D	3 V	5 D		1	6	13
USA										8	58	38
	5 Trevor, Stephen	1 V	1 V	5 D	1 V					3	18	8
	6 Marx, Robert	4 V		1 V	5 D					2	13	10
	7 Shelley, C. Lee	5 D	5 D		0 V					1	13	10
	8 Schifrin, Peter	5 D	1 V	4 V						2	14	10



Epee-Team		Epee-equipe										
Preliminary Round 1 Pool B Match 1 /Aug. 10		Preliminaire tour 1 poule b match 1 / 10 Aout										
CTRY NAME		1	2	3	4	5	6	7	8	V	TD	TR
FRG										9	49	21
	1 Pusch, Alexander					2 V	5 D	3 V		2	14	10
	2 Borrmann, Elmar				0 V		1 V			2	10	1
	3 Nickel, Rafael				3 V	1 V		1 V		3	15	5
	4 Heer, Gerhard				2 V	3 V				2	10	5
HKG										1	21	49
	5 Cunningham, Denis		5 D	5 D	5 D					0	5	15
	6 Liu, Chi-On		5 D		5 D					0	6	15
	7 Lai, Yee-Lap		4 V	5 D						1	6	9
	8 Lam, Tak-Chuen		5 D		5 D					0	4	10

Epee-Team		Epee-equipe										
Preliminary Round 1 Pool B Match 2/Aug. 10		Preliminaire tour 1 poule b match2/ 10 Aout										
CTRY NAME		1	2	3	4	5	6	7	8	V	TD	TR
NOR										4	46	58
	1 Koppang, Nils					D	5 D	5 D	4 V	1	15	19
	2 Vonen, Baard					0		3 V	2 V	2	13	10
	3 Schjott, Ivar August					*V	5 D		5 D	1	8	14
	4 Pedersen, John Hugo					D	5 D	5 D		0	10	15
GBR										9	58	46
	5 Mallett, Neal		3 V	3 V	5 D	3 V				3	19	14
	6 Paul, Steven		3 V		1 V	3 V				3	15	7
	7 Johnson, William		4 V	5 D		4 V				2	13	13
	8 Llewellyn, John		5 D	5 D	2 V					1	11	12

\* Frisvold substituted for Schjott in bout 3-5/Frisvold remplace pour Schjott dans le combat numero 3-5

Epee-Team		Epee-equipe										
Preliminary Round 1 Pool B Match 3/ Aug. 10		Preliminaire tour 1 poule b match 3/10 Aout										
CTRY NAME		1	2	3	4	5	6	7	8	V	TD	TR
NOR										2	32	47
	1 Koppang, Nils						5 D	1 V	5 D	1	13	11
	2 Vonen, Baard					5 D		1 V	5 D	1	9	11
	3 Frisvold, Paal					5 D	5 D		5 D	0	10	15
	4 Pedersen, John Hugo					5 D	5 D			0	0	10
FRG										9	47	32
	5 Pusch, Alexander			1 V	3 V	0 V				3	15	4
	6 Borrmann, Elmar			4 V		4 V	0 V			3	15	8
	7 Heer, Gerhard			5 D	5 D					0	2	10
	8 Nickel, Rafael			4 V	3 V	3 V				3	15	10

\* Schjott substituted for Pedersen in bout 5-4/Schjott remplace pour Pedersen dans le combat numero 5-4

Epee-Team		Epee-equipe										
Preliminary Round 1 Pool B Match 4/Aug. 10		Preliminaire tour 1 poule b match 4/10 Aout										
CTRY NAME		1	2	3	4	5	6	7	8	V	TD	TR
HKG										0	22	45
	1 Liu, Chi-On						5 D	5 D	5 D	0	10	15
	2 Cunningham, Denis					5 D		5 D		0	5	10
	3 Lam, Tak-Chuen						5 D		5 D	0	4	10
	4 Lai, Yee-Lap					5 D	5 D			0	3	10
GBR										9	45	22
	5 Mallett, Neal			2 V		1 V				2	10	3
	6 Paul, Steven			5 V		1 V	2 V			3	15	8
	7 Johnson, William			4 V	3 V					2	10	7
	8 Llewellyn, John			1 V		3 V				2	10	4

Epee-Team		Epee-equipe										
Preliminary Round 1 Pool B Match 5/Aug. 10		Preliminaire tour 1 poule b match 5/10 Aout										
CTRY NAME		1	2	3	4	5	6	7	8	V	TD	TR
GBR										3	35	53
	1 Johnson, William						5 D	3 V	2 V	2	10	10
	2 Mallett, Neal					5 D		5 D	3 V	1	11	13
	3 Llewellyn, John					5 D	5 D		5 D	0	4	15
	4 Paul, Steven					5 D	5 D	5 D		0	10	15
FRG										9	53	35
	5 Pusch, Alexander			3 V	1 V	3 V				3	15	7
	6 Borrmann, Elmar			0 V		2 V	5 V			3	15	7
	7 Nickel, Rafael			5 D	3 V		2 V			2	13	10
	8 Fischer, Volker			5 D	5 D	1 V				1	10	11

\* Stanbury substituted for Llewellyn in bout 3-5/Stanbury remplace pour Llewellyn dans le combat numero 3-5

Epee-Team		Epee-equipe										
Preliminary Round Pool B Match 6/Aug. 10		Preliminaire tour 1 poule b match 6/10 Aout										
CTRY NAME		1	2	3	4	5	6	7	8	V	TD	TR
HKG										2	27	51
	1 Liu, Chi-On						5 D	5 D	2 V	1	8	12
	2 Cunningham, Denis					5 D		5 D	5 D	0	10	15
	3 Lam, Tak-Chuen					5 D	5 D		5 D	0	3	15
	4 Lai, Yee-Lap					4 V	5 D			1	6	9
NOR										9	51	27
	5 Koppang, Nils			4 V	1*V	5 D				2	14	10
	6 Vonen, Baard			1 V		1 V	1 V			3	15	3
	7 Schjott, Ivar August			2 V	3 V					2	10	5
	8 Frisvold, Paal			5 D	3 V	1 V				2	12	9

\* Pedersen substituted for Koppang in bout 3-5/Pedersen remplace pour Koppang dans le combat numero 3-5

Epee-Team		Epee-equipe										
Preliminary Round 1 Pool C Match 1 /Aug. 10		Preliminaire tour 1 poule c match 1 / 10 Aout										
CTRY NAME		1	2	3	4	5	6	7	8	V	TD	TR
ARG										1	30	48
	1 Magnasco, Marcelo M.						5 D	5 D	5 D	0	10	15
	2 Gaspar, Csaba O.					5 D		5 D		0	5	10
	3 Lucchetti, Sergio A.					5 D	3 V		5 D	1	11	13
	4 Turiace, Sergio R.					5 D	5 D			0	4	10
ITA										9	48	30
	5 Mazzoni, Angelo			2 V	5 V	3 V				3	15	10
	6 Ferro, Cosimo			4 V		5 D	1 V			2	13	10
	7 Manzi, Roberto			2 V	3 V					2	10	5
	8 Cuomo, Sandro			4 V		1 V				2	10	5

Epee-Team		Epee-equipe										
Preliminary Round 1 Pool C Match 2/Aug. 10		Preliminaire tour 1 poule c match 2/ 10 Aout										
CTRY NAME		1	2	3	4	5	6	7	8	V	TD	TR
CAN										8	50	24
	1 Cote, Alain						1 V	1 V	5 D	2	15	7
	2 Cardyn, Jacques					3 V		2 V		2	10	5
	3 Perreault, Daniel					0 V	0 V		3 V	3	15	3
	4 Chouinard, Jean-Marc					5 D	4 V			1	10	9
EGY										0	24	50
	5 Salem, Abdelmonem			5 D	5 D	5 D				0	8	15
	6 Aly, Ihab			5 D		5 D	5 D			0	5	15
	7 Diab, Ahmed			5 D	5 D					0	3	10
	8 Soliman, Khaled			5 D		5 D				0	8	10

Epee-Team		Epee-equipe										
Preliminary Round 1 Pool C Match 3/Aug. 10		Preliminaire tour 1 poule c match 3/10 Aout										
CTRY NAME		1	2	3	4	5	6	7	8	V	TD	TR
ITA										9	45	19
	1 Mazzoni, Angelo						4 V	1 V	1 V	3	15	6
	2 Manzi, Roberto					4 V		2 V		2	10	6
	3 Ferro, Cosimo						1 V		2 V	2	10	3
	4 Cuomo, Sandro					2 V	2 V			2	10	4
EGY										0	19	45
	5 Aly, Ihab			5 D		5 D				0	6	10
	6 Soliman, Khaled			5 D		5 D	5 D			0	7	15
	7 Diab, Ahmed			5 D	5 D					0	3	10
	8 Salem, Abdelmonem			5 D		5 D				0	3	10

Epee-Team		Epee-equipe										
Preliminary Round 1 Pool C Match 4/Aug. 10		Preliminaire tour 1 poule c match 4/ 10 Aout										
CTRY NAME		1	2	3	4	5	6	7	8	V	TD	TR
ARG										3	46	57
	1 Lucchetti, Sergio A.					5 D	5 D	5 D	3 V	1	16	18
	2 Magnasco, Marcelo M.					5 D		5 D	0 V	1	11	10
	3 Gaspar, Csaba O.					5 D	5 D		5 D	0	7	15
	4 Turiace, Sergio R.					5 D	5 D	4 V		1	12	14
CAN										8	57	46
	5 Dessureault, Michel			4 V	3 V	1 V	2 V			4	20	10
	6 Cote, Alain			2 V		2 V	5 D			2	15	9
	7 Cardyn, Jacques			5 D	3 V		5 D			1	14	13
	8 Perreault, Dame			5 D	5 D	4 V				1	8	14

Epee-Team		Epee-equipe										
Preliminary Round 1 Pool C Match 5/Aug. 10		Preliminaire tour 1 poule c match 5/ 10 Aout										
CTRY NAME		1	2	3	4	5	6	7	8	V	TD	TR
CAN										5	52	57
	1 Cardyn, Jacques					5 D	5 D	5 D	5 D	0	13	20
	2 Dessure											

# Fencing

Epee-Team		Epee-equipe										
Preliminary Round 1 Pool C Match 6/Aug. 10		Preliminaire tour 1 poule c match 6/10 Aout										
CTRY	NAME	1	2	3	4	5	6	7	8	V	TD	TR
EGY										9	59	48
	1 Salem, Abdelmonem					3 V	5 D	3 V	3 V	3	19	14
	2 Diab, Ahmed					2 V		5 D	3 V	2	14	10
	3 Soliman, Khaled					4 V	5 D		3 V	2	13	12
	4 Aly, Ihab					5 D	3 V	4 V		2	13	12
ARG										4	48	59
	5 Lucchetti, Sergio A.	5 D	5 D	5 D	3 V					1	14	18
	6 Magnasco, Marcelo M.	4 V		3 V	5 D					2	13	12
	7 Gaspar, Csaba O.	5 D	4 V		5 D					1	12	14
	8 Turiace, Sergio R.	5 D	5 D	5 D						0	9	15

Epee-Team		Epee-equipe										
Preliminary Round 1 Pool D Match 1 /Aug. 10		Preliminaire tour 1 poule d match 1/10 Aout										
CTRY	NAME	1	2	3	4	5	6	7	8	V	TD	TR
SUI										9	56	38
	11 Carrard, Olivier					5 V	4 V	4 V		3	15	13
	2 Suchanecki, Francois				3 V		2 V	2 V		3	15	7
	3 Giger, Daniel				0 V	5 D		2 V		2	14	7
	4 Nigon, Gabriel				5 D	5 D	1*V			1	12	11
KUW										3	38	56
	5 Hassan, Kazem		5 D	5 D	4 V					1	8	14
	6 Thuwaini, Mohammad	5 D		4 V	3 V					2	15	12
	7 Al-Khurafi, Osama	5 D	5 D		5 D					0	7	15
	8 Hassan, Ali	5 D	5 D	5 D						0	8	15

\* Poffet substituted for Nigon in bout 4-7/Poffet remplace pour Nigon dans le combat numero 4-7

Epee-Team		Epee-equipe										
Preliminary Round 1 Pool D Match 2/Aug. 10		Preliminaire tour 1 poule d match 2/10 Aout										
CTRY	NAME	1	2	3	4	5	6	7	8	V	TD	TR
SWE										3	49	61
	1 Hjerpe, Kent				5 D	5 D	3 V	5 D		1	15	18
	2 Bergstrom, Jerri				5 D	4 V	4 V	3 V		1	9	14
	3 Rosen, Jonas				4 V	5 D		5 D		1	13	14
	4 Forslow, Greger				5 D	5 D	5 D			0	12	15
KOR										7	61	49
	5 Lee, Il-Hee	3 V	4 V	5 D	4 V					3	19	16
	6 Kim, Bong-Man	2 V		3 V	5 D					2	15	10
	7 Yoon, Nam-Jin	5 D	5 D		3 V					1	12	13
	8 Kim, Sung-Moon	5 D	0 V	5 D						1	15	10

Epee-Team		Epee-equipe										
Preliminary Round 1 Pool D Match 3/Aug. 10		Preliminaire tour 1 poule d match 3/10 Aout										
CTRY	NAME	1	2	3	4	5	6	7	8	V	TD	TR
SUE										8	58	55
	1 Vaggo, Bjorne				0 V	5 D	5 D	5 D		1	13	15
	2 Bergstrom, Jerri				5 D	4 V	4 V	3 V		3	17	16
	3 Hjerpe, Kent				4 V	5 D		5 D		1	13	14
	4 Rosen, Jonas				4 V	5 V	1 V			3	15	10
SUI												
	5 Suchanecki, Francois	5 D	2 V	5 D	5							
	6 Poffet, Michel	5 D	5 D	3 V	5							
	7 Canard, Olivier	1 V	5 D		5							
	8 Giger, Daniel	2 V	5 D	5 D								

Epee-Team		Epee-equipe										
Preliminary Round 1 Pool D Match 4/Aug. 10		Preliminaire tour 1 poule d match 4/10 Aout										
CTRY	NAME	1	2	3	4	5	6	7	8	V	TD	TR
KOR										9	49	21
	1 Yoon, Nam-Jin					4 V	1 V	1 V		3	15	6
	2 Lee, Il-Hee				3 V		0 V			2	10	3
	3 Kim, Sung-Moon				3 V	5 D		1 V		2	14	9
	4 Min, Kyung-Seung				1 V	2 V				2	10	3
KUW										1	21	49
	5 Thuwaini, Mohammad		5 D	5 D	5 D					0	7	15
	6 Hassan, Kazem	5 D		4 V	5 D					1	11	14
	7 Hassan, Ali	5 D	5 D							0	1	10
	8 Al-Sayegh, Abdul-Nasser	5 D		5 D						0	2	10

# Escrime

Epee-Team		Epee-equipe										
Preliminary Round 1 Pool D Match 5/Aug. 10		Preliminaire tour 1 poule d match 5 / 10 Aout										
CTRY	NAME	1	2	3	4	5	6	7	8	V	TD	TR
KOR										5	53	58
	1 Kim, Sung-Moon					5 D	4 V	5 D	5 D	1	15	19
	2 Lee, Il-Hee					5 D	5 D	5 D	3 V	1	14	18
	3 Min, Kyung-Seung					1*V	5*D		5 D	1	10	11
	4 Yoon, Nam-Jin					1 V	5 D	4 V		2	14	10
SUI										9	58	53
	5 Canard, Olivier	4 V	2 V	5 D	5 D					2	12	16
	6 Poffet, Michel	5 D	3 V	2 V	4 V					3	19	14
	7 Suchanecki, Francois	3 V	4 V		5 D					2	14	12
	8 Giger, Daniel	3 V	5 D	3 V						2	13	11

\* Kim substituted for Min in bouts 3-5 and 6-3/Kim remplace pour Min dans les combats numeros 3-5 et 6-3

Epee-Team		Epee-equipe										
Preliminary Round 1 Pool D Match 6/Aug. 10		Preliminaire tour 1 poule d match 6/10 Aout										
CTRY	NAME	1	2	3	4	5	6	7	8	V	TD	TR
KUW										2	21	52
	1 Hassan, Kazem						5 D	4 V	5 D	1	11	14
	2 Thuwaini, Mohammad				5 D			5 D	5 D	0	1	15
	3 Al-Khurafi, Osama				3 V	5 D		5 D		1	8	13
	4 Hassan, Ali				5 D	5 D				0	1	10
SWE										9	52	21
	5 Vaggo, Bjorne		0 V	5 D	0 V					2	13	5
	6 Bergstrom, Jerri	3 V		3 V	1 V					3	15	7
	7 Hjerpe, Kent	5 D	0 V							1	9	5
	8 Rosen, Jonas	3 V	1 V	0 V						3	15	4

Epee-Team		Epee-equipe										
Direct Elimination Round B (1/4) Match 1 /Aug. 11		Elimination directe tour b (1/4) match 1 / 11 Aout										
CTRY	NAME	1	2	3	4	5	6	7	8	V	TD	TR
FRG										9	50	27
	1 Pusch, Alexander						1 V	2 V	1 V	3	15	4
	2 Bormann, Elmar				1 V			1 V	1 V	3	15	3
	3 Fischer, Volker				3 V	5 D		3 V		2	14	11
	4 Nickel, Rafael				5 D	4 V				1	6	9
CHN										2	27	50
	5 Zong, Xiangqing		5 D	5 D	1 V					1	9	11
	6 Cui, Yining	5 D		4 V	5 D					1	10	14
	7 Zhao, Lizhong	5 D	5 D							0	3	10
	8 Pang, Jin	5 D	5 D	5 D						0	5	15

Epee-Team		Epee-equipe										
Direct Elimination Round B (1/4) Match 2/Aug. 11		Elimination directe tour b (1/4) match 2/ 11 Aout										
CTRY	NAME	1	2	3	4	5	6	7	8	V	TD	TR
SUE										2	35	48
	1 Vaggo, Bjorne					5 D	5 D	5 D		0	10	15
	2 Rosen, Jonas				5 D			5 D	5 D	0	9	15
	3 Hjerpe, Kent				2 V	5 D		1 V		2	11	8
	4 Bergstrom, Jerri				5 D	5 D				0	5	10
ITA										9	48	35
	5 Mazzoni, Angelo		3 V	5 D	3 V					2	12	11
	6 Bellone, Stefano	3 V		1 V	2 V					3	15	6
	7 Manzi, Roberto	3 V	3 V							2	10	6
	8 Cuomo, Sandro	4 V	3 V	5 D						2	11	12

Epee-Team		Epee-equipe										
Direct Elimination Round B (1/4) Match 3/Aug. 11		Elimination directe tour b (1/4) match 3/11 Aout										
CTRY	NAME	1	2	3	4	5	6	7	8	V	TD	TR
KOR										5	56	68
	1 Lee, Il-Hee					5 V	5 D	5 D	5 D	1	11	20
	2 Yoon, Nam-Jin					4 V	5 D	5 D	5 D	1	17	19
	3 Kim, Bong-Man					5 D	2 V	5 D	3 V	2	14	15
	4 Kim, Sung-Moon					5 D	5 D	4*V		1	14	14
CAN										8	68	56
	5 Chouinard, Jean-Marc	5 D	5 D	3 V	4 V					2	19	17
	6 Cow, Alain	2*V	4*V	5 D	5 D					2	17	16
	7 Dessureault, Michel	1 V	3 V	1 V	5 D					3	19	10
	8 Perreault, Daniel	3 V	5 D	5 D						1	13	13

\* Min substituted for S. M. Kim in bout 4-7/Min remplace pour S. M. Kim dans le combat 4-7

\* Cardyn substituted for Cote in bouts 1-6 and 6-2/Cardyn remplace pour Cote dans les combats 1-6 et 6-2



**Epee-Team**  
Direct Elimination Round B(1/4) Match 4/Aug. 11

CTRY	NAME	1	2	3	4	5	6	7	8	V	TD	TR
FRA										9	56	36
	1 Lenglet, Olivier					3 V	2 V	3 V		3	15	8
	2 Boisse, Philippe				2 V		2 V	5 D		2	13	9
	3 Henry, Jean Michel				3*V	5 D		5 D		1	13	13
	4 Salesse, Michel				1 V	2 V	3 V			3	15	6
GBR										3	36	56
	5 Johnson, William		5 D	5 D	5 D					0	6	15
	6 Llewellyn, John		5 D		4 V	5 D				1	10	14
	7 Mallett, Neal		5 D	5 D		5 D				0	7	15
	8 Paul, Steven		5 D	3 V	4 V					2	13	12

\* Riboud substituted for Henry in bout 3-5/Riboud remplace pour Henry dans le combat numero 3-5

**Epee-Team**  
Direct Elimination Qual. 5-6th Match 1 /Aug. 11

CTRY	NAME	1	2	3	4	5	6	7	8	V	TD	TR
CHN										8	60	51
	1 Zong, Xiangqing				5 D	1 V	3 V	3 V		3	19	12
	2 Cui, Yining				4 V	4 V	5 D	5 D		2	19	18
	3 Pang, Jin				4 V	2 V		5 D		2	12	11
	4 Zhao, Lizhong				5 D	5 D	0 V			1	10	10
KOR										5	51	60
	5 Lee, Il-Hee		4 V	5 D	5 D	3 V				2	18	17
	6 Kim, Sung-Moon		5 D	5 D	5 D	2 V				1	12	17
	7 Yoon, Nam-Jin		5 D	5 D		5*0				0	8	15
	8 Kim, Bong-Man		5 D	4 V	2 V					2	13	11

\* Min substituted for Yoon in bout 4-7/Min remplace pour Yoon dans le combat numero 4-7

**Epee-Team**  
Direct Elimination Qual. 5-6th Match 2/Aug. 11

CTRY	NAME	1	2	3	4	5	6	7	8	V	TD	TR
SWE										8	54	51
	1 Vaggo, Bjome				3 V	3 V	4 V	5 D		3	20	15
	2 Rosen, Jonas				4 V		4 V	3 V		3	15	11
	3 Hjerpe, Kent				1 V	5 D		5 D		1	8	11
	4 Bergstrom, Jerri				5 D	4 V	5 D			1	11	14
GBR										4	51	54
	5 Mallett, Neal		5 D	5 D	5 D	2 V				1	13	17
	6 Johnson, William		5 D		1 V	5 D				1	12	11
	7 Stanbury, Jonathan		5 D	5 D		4 V				1	13	14
	8 Llewellyn, John		5 D	5 D	2 V					1	13	12

**Epee-Team**  
Direct Elimination Round C(1/2) Match 1 /Aug. 11

CTRY	NAME	1	2	3	4	5	6	7	8	V	TD	TR
FRG										9	49	33
	1 Pusch, Alexander					4 V	4 V	4 V		3	15	12
	2 Borrmann, Elmar				2 V		3 V			2	10	5
	3 Fischer, Volker				2 V	5 D		2 V		2	14	9
	4 Nickel, Rafael				3 V	4 V				2	10	7
CAN										1	33	49
	5 Chouinard, Jean-Marc			5 D	5*0	5 D				0	7	15
	6 Dessureault, Michel		5 D		4 V	5 D				1	13	14
	7 Perreault, Daniel		5 D	5 D						0	7	10
	8 Cote, Alain		5 D		5 D					0	6	10

\* Cardyn substituted for Chouinard in bout 3-5/Cardyn remplace pour Chouinard dans le combat numero 3-5

**Epee-Team**  
Direct Elimination Round C (1/2) Match 2/Aug.11

CTRY	NAME	1	2	3	4	5	6	7	8	V	TD	TR
FRA										9	55	48
	1 Lenglet, Olivier				3 V	5 D	3 V	4 V		3	17	15
	2 Riboud, Philippe				4 V		5 D	1 V		2	14	10
	3 Boisse, Philippe				5 D	3 V		3 V		2	12	11
	4 Salesse, Michel				5 D	3 V	4 V			2	12	12
ITA										4	48	55
	5 Mazzoni, Angelo		5 D	5 D	2 V	2 V				2	17	14
	6 Cuomo, Sandro		2 V		5 D	5 D				1	11	12
	7 Manzi, Roberto		5 D	4 V		5 D				1	12	14
	8 Bellone, Stefano		5 D	5 D	5 D					0	8	15

**Epee-Team**  
Match For 7th Place/Aug. 11

CTRY	NAME	1	2	3	4	5	6	7	8	V	TD	TR
KOR										8	69	62
	1 Lee, Il-Hee				3 V	5 D	5 D	3 V		2	14	16
	2 Yoon, Nam-Jin				4 V	5 D	2 V	5 D		2	18	16
	3 Kim, Bong-Man				4 V	5 D	5 D	2 V		2	18	16
	4 Kim, Sung-Moon				5 D	5 D	2 V	2 V		2	19	14
GBR										8	62	69
	5 Llewellyn, John		5 D	5 D	5 D	4 V				1	16	19
	6 Mallett, Neal		3 V	4 V	4 V	5 V				4	20	16
	7 Stanbury, Jonathan		1 V	5 D	4 V	5 D				2	14	15
	8 Johnson, William		5 D	4 V	5 D	5 D				1	12	19

**Epee-Team**  
Match For 5th Place/Aug. 11

CTRY	NAME	1	2	3	4	5	6	7	8	V	TD	TR
SWE										8	57	44
	1 Vaggo, Bjome				5 D	1 V	1 V	5 D		2	14	12
	2 Rosen, Jonas				5 D	5 D	3 V	4 V		2	17	17
	3 Hjerpe, Kent				5 D	0 V	1 V	3 V		3	18	9
	4 Bergstrom, Jerri				1 V	5 D				1	8	6
CHN										6	44	57
	5 Zong, Xiangqing		1 V	4 V	3 V	5 D				3	16	13
	6 Cui, Yining		5 D	3 V	5 D	3 V				2	11	16
	7 Zhao, Lizhong		5 D	5 D	5 D					0	5	15
	8 Pang, Jin		3 V	5 D	5 D					1	12	13

**Epee-Team**  
Match For 3rd Place/Aug. 11

CTRY	NAME	1	2	3	4	5	6	7	8	V	TD	TR
CAN										2	36	55
	1 Chouinard, Jean-Marc					5 D	5 D	2 V		1	14	12
	2 Cote, Alain				5 D		5 D	5 D		0	9	15
	3 Dessureault, Michel				5 D	5 D		5 D		0	5	15
	4 Perreault, Daniel				5 D	3 V	5 D			1	8	13
ITA										8	55	36
	5 Mazzoni, Angelo		1 V	2 V	1 V					3	15	4
	6 Bellone, Stefano		4 V		2 V	5 D				2	13	11
	7 Manzi, Roberto		5 D	5 D		2 V				1	15	12
	8 Cuomo, Sandro		5 D	3 V	1 V					2	12	9

**Epee-Team**  
Final/Aug. 11

CTRY	NAME	1	2	3	4	5	6	7	8	V	TD	TR
FRG										8	64	54
	1 Pusch, Alexander					V	4 V	5 D	2 V	3	20	12
	2 Borrmann, Elmar					D	5 D	1 V	5 D	1	14	16
	3 Fischer, Volker					V	4 V	2 V	2 V	4	20	11
	4 Nickel, Rafael					D	5 D	5 D		0	10	15
FRA										5	54	64
	5 Lenglet, Olivier		5 D	5 V	5 D	5 D				1	14	20
	6 Riboud, Philippe		5 D	1 V	5 D	2 V				2	18	13
	7 Boisse, Philippe		5 D	5 D	5 D	3 V				1	13	18
	8 Salesse, Michel		5 D	3*V	5 D					1	9	13

\* Henry replaced Salesse in bout 2-8/Henry remplace par Salesse dans le combat numero 2-8

**Epee-Team**  
Final Classification /Aug. 11

RK	CTRY	NAME	TV	V	TTR	TR	TTD	TD
1	FRG	Borrmann, Elmar	8	1	54	64		
		Fischer, Volker		4	16	14		
		Heer, Gerhard		0	0	0		
		Nickel, Rafael		0	15	10		
		Pusch, Alexander		3	12	20		
2	FRA	Boisse, Philippe	5	1	64	54		13
		Henry, Jean Michel		0	0	0		
		Lenglet, Olivier		1	20	14		
		Riboud, Philippe		2	13	18		
		Salesse, Michel		1	13	9		
3	ITA	Bellone, Stefano	8	2	36	55		13
		Cuomo, Sandro		2	9	12		
		Ferro, Cosimo		0	0	0		
		Manzi, Roberto		1	12	15		
		Mazzoni, Angelo		3	4	15		
4	CAN	Cardyn, Jacques	2	0	55	36		0
		Chouinard, Jean-Marc		1	12	14		
		Cote, Alain		0	15	9		
		Dessureault, Michel		0	15	5		
		Perreault, Daniel		1	13	8		
5	SWE	Bergstrom, Jerri	8	1	44	57		8
		Forslow, Greger		0	0	0		
		Hjerpe, Kent		3	9	18		
		Rosen, Jonas		2	17			

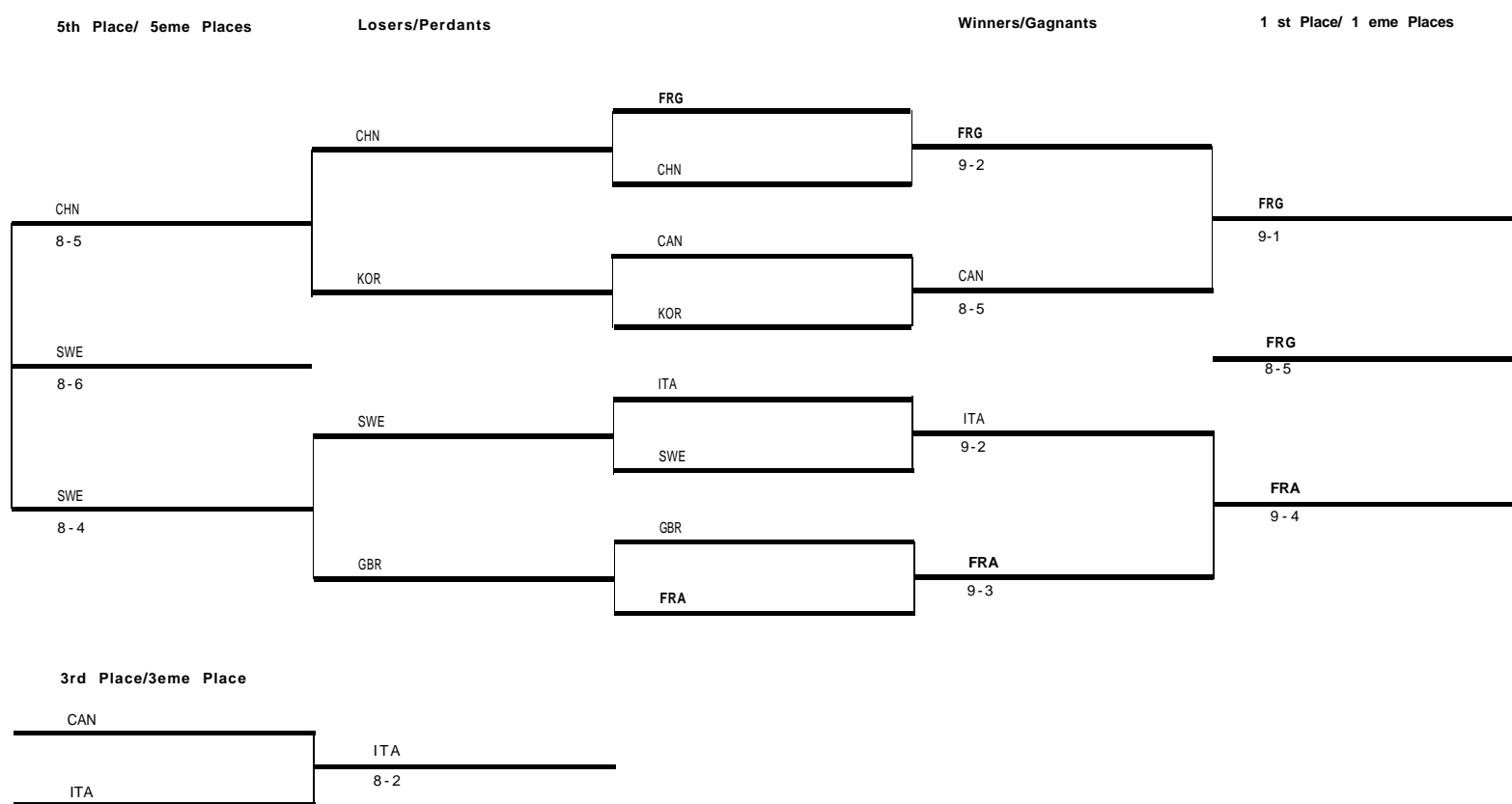
# Fencing

# Escrime

RK	CTRY	NAME	TV	V	TTR	TR	TTD	TD
<b>RG</b>								
7	KOR		8		62		69	
		Kim, Bong-Man		2		16		18
		Kim, Sung-Moon		2		14		19
		Lee, Il-Hee		2		16		14
		Min, Kyung-Seung		0		0		0
		Yoon, Nam-Jin		2		16		18
8	GBR		8		69		62	
		Johnson, William		1		19		12
		Llewellyn, John		1		19		16
		Mallett, Neal		4		16		20
		Paul, Steven		0		0		0
		Stanbury, Jonathan		2		15		14
9	SUI	Carrard, Oliver						
		Giger, Daniel						
		Nigon, Gabriel						
		Poffet, Michel						
		Suchanecki, Francois						
10	USA	Marx, Robert						
		Moreau, John						
		Schifrin, Peter						
		Shelley, C. Lee						
		Trevor, Stephen						
11	NOR	Frisvold, Paal						
		Koppang, Nils						
		Pedersen, John Hugo						
		Schjott, Ivar August						
		Vonen, Baard						
12	EGY	Aly, Ihab						
		Diab, Ahmed						
		Salem, Abdelmonem						
		Soliman, Khaled						
13	ARG	Gaspar, Csaba O.						
		Lucchetti, Sergio A.						
		Magnasco, Marcelo M.						
		Turiace, Sergio R.						
14	KUW	Al-Khurafi, Osama						
		Al-Sayegh, Abdul-Nasser						
		Hassan, Ali						
		Hassan, Kazem						
		Thuwaini, Mohammad						
15	SAU	Aboali, Mohamab						
		Albaishi, Fahad Mousa						
		Alrasheed, Rashid Fahad						
		Bubashit, Jamil M						
16	HKG	Cunningham, Denis						
		Ko, Yin-Fai						
		La, Yee-Lap						
		Lam, Tak-Chuen						
		Liu, Chi-On						

**Men's Team Epee**  
Elimination Round Summary August 11

**Hommes/epee equipe**  
Sommaire Tours D'elimination Aout 11







## Football/Football

### Officials

#### Federation Internationale de Football Assn. (FIFA)

President/president  
 Secretary-General/secretaire-general  
 Technical Delegates/delegues techniques

Joao Havelange (BRA)  
 Sepp Blatter (SUI)  
 Harry H. Cavan (IRL)  
 Viacheslav Koloskov (URS)  
 Abilio d' Almeida (BRA)  
 Rito Alcantara (SEN)

#### LAOOC Administrative Staff/Personnel Administratif de LAOOC

Commissioner/commissaire  
 Competition Directors and  
 Sports Managers/  
 directeur du competition et  
 manager du sport  
 Venue Managers  
 manager de la venue

Alan Rothenberg  
 Hugo Salcedo  
 Steve Gay  
  
 Jim Crain (Rose Bowl)  
 John Boesch (Stanford)  
 Hank Steinbrecher (Harvard)  
 Doug Hill (Annapolis)

### Participants/Participants

Men  
 Hommes

Competitors  
 Competiteurs

Countries  
 Pays

272

16

### Legend/Legende

\* starter/joueur de debut de match  
 NP did not play/n'a pas joué  
 SUS suspended/suspended

Rose Bowl,  
 Pasadena (103,000)









# Football

## First Round - Group A Results-Match 01 / July 29

NOR 0 - CHI 0		Premier tour - groupe a Resultats - match 01/29 Juil			
NO	NAME	GOALS BUTS	NO	NAME	GOALS BUTS
HALF-TIME / MI-TEMPS (0-0)					
NOR			CHI		
01	Thortsvedt, Erik	0*	01	Fournier, Eduardo	0*
02	Fjelberg, Svein	0*	02	Ahumada, Daniel	0*
03	Kojedal, Terje	0*	03	Mosquera, Luis	0*
04	Eggen, KnutTorbj	0*	04	Martinez, Alex	0*
05	Sirevaag, Trond	P	05	Contreras, Leonel	0*
06	Ahlsen, PerEgil	0*	06	Hisis, Alejandro	0*
07	Mordt, PerEdmund	NP	07	Nunez, Alfredo	NP
08	Herlovsen, KaiErik	0*	08	Vera, Jaime	0*
09	Gran, Stem	0*	09	Sante, Fernando	0*
10	Sundby, Tom	0*	10	Marchant, Sergio	0
11	Kollshaugen, Stein	NP	11	Olmos, Juvenal	0*
12	Rise, OlaBy	NP	12	Toledo, Patricio	NP
13	Vaadal, Joar	0	13	Perez, Luis	NP
14	Johansen, EgilF	0*	14	Pacheco, Sergio	NP
15	Berg, Jan	NP	15	Ramos, Carlos	0
16	Krogsaeter, Andre	0*	16	Baeza, Jaime	0*
17	Seland, LeifArve	0*	17	Figuerola, Marco	0*

REFEREE/ARBITRE SOCHA USA  
LINESMEN/JUDGES DE TOUCHE BARBARESCO ITA  
RAMCHARAN TRI

## First Round-Group A Statistics (Team) - Match 01 / July 29

EVENT EVENEMENT	TOTAL BUTS	STOPPED BY/ BLOQUES PAR				
		GOALS BUTS	KEEPER GARDIEN	DEFENS POTEAUX	POSTS RATES	MISSED
NOR-CHI						
GOAL ATTEMPTS/TIRS AU BUT						
PENALTY 11M	0- 0	0- 0	0- 0	0- 0	0- 0	0- 0
ON FREE KICK/SUR COUP FRANC	1- 1	0- 0	0- 0	3- 0	2- 0	1- 1
IN PHASE OF PLAY/EN JEU	26- 8	0- 0	11- 6	3- 0	2- 0	10- 2
TOTAL	27- 9	0- 0	11- 6	3- 0	2- 0	11- 3
FREE KICKS/COUPS FRANCS						
DIRECT	19-15					
INDIRECT	3- 6					
CORNER KICKS/COUPS DE COIN	6- 4					
OFFSIDE/HORS JEU	5- 2					
PENALTY FOULS/FAUTES	0- 0					
INTO OWN GOAL/BUTS C.S.C.	0- 0					
DISALLOWED GOALS	1- 0					
SUBSTITUTIONS	1- 1					
WARNINGS/AVERTISSEMENTS	1- 1					
ATTENDANCE/AFFLUENCE	25,000					

## First Round-Group B Results-Match 02/July 29

FRA 2 - PAT 2		Premier tour - groupe b Resultats - match 02/29 Juil			
NO	NAME	GOALS BUTS	NO	NAME	GOALS BUTS
HALF-TIME/MI-TEMPS (1-0)					
FRA			QAT		
01	Rust, Albert	0*	01	Lari, Younis	0*
02	Ayache, William	0*	02	Alsowaida, Mohddeham	0*
03	Bibard, Michel	0*	03	Waleed, Sultan	0
04	Bijotat, Dominique	0*	04	Aladsani, Yousuf	0
05	Brisson, Francois	0	05	Alali, Mobarak	0*
06	Cubaynes, Patrick	0	06	Almass, Faraj	0*
07	Garande, Patrice	1*	07	Suwaide, Mubarak	0
08	Jeannol, Philippe	0	08	Alammari, Mohd	0
09	Lacombe, Guy	0*	09	Almaged, Ahmad	0
10	Lemoult, Jean-Claude	0	10	Alkhater, Mubarak	0*
11	Rohr, Jean-Philippe	0	11	Mehaizaa, Salem	0
12	Senac, Didier	0*	12	Alsadah, Ali	0*
13	Thouvenel, Jean-Christoph	0*	13	Malalla, Adel	0*
14	Toure, Jose	0*	14	Ahmad, Ibrahim	0*
15	Xuereb, Daniel	1*	15	Bakheet, Mansoor	0*
16	Zanon, Jean-Louis	0*	16	Almohamedi, Khalid	2*
17	Bensoussan, Michel	0	17	Almohamadi, Issa	0*

REFEREE/ARBITRE ARPPI BRA  
LINESMEN/JUDGES DE TOUCHE SANO JPN  
EL DIN EGY

# Football

## First Round -Group B Statistics (Team) - Match 02/July 29

EVENT EVENEMENT	TOTAL BUTS	STOPPED BY / BLOQUES PAR				
		GOALS BUTS	KEEPER GARDIEN	DEFENS POTEAUX	POSTS RATES	MISSED
QAT-FRA						
GOAL ATTEMPTS/TIRS AU BUT						
PENALTY 11M	0- 0	0- 0	0- 0	0- 0	0- 0	0- 0
ON FREE KICK/SUR COUP FRANC	3- 2	0- 0	0- 0	0- 0	0- 0	3- 2
IN PHASE OF PLAY/EN JEU	3-11	2- 2	0- 0	0- 3	0- 0	1- 6
TOTAL	6-13	2- 2	0- 0	0- 3	0- 0	4- 8
FREE KICKS/COUPS FRANCS						
DIRECT	34-20					
INDIRECT	7- 5					
CORNER KICKS/COUP DU COIN	3- 6					
OFFSIDE/HORS JEU	5- 7					
PENALTY FOULS/FAUTES	0- 0					
INTO OWN GOAL/BUTS C.S.C.	0- 0					
DISALLOWED GOALS	0- 0					
SUBSTITUTIONS	0- 0					
WARNINGS/AVERTISSEMENTS	1- 0					
ATTENDANCE/AFFLUENCE	29,240					

## First Round-Group C Results- Match 03 / July 29

USA 3 - CRC 0		Premier tour - groupe c Resultats - match 03/29 Juil			
NO	NAME	GOALS BUTS	NO	NAME	GOALS BUTS
HALF-TIME/MI-TEMPS (2-0)					
USA			CRC		
01	Brcic, David	0*	01	Rojas, Marco	0*
02	Savage, Bruce	0*	04	Hines, Cesar	0*
03	Thompson, Gregg	0*	05	Obando, Marvin	0*
04	Durgan, Jeff	NP	06	Chavarria, German	0*
05	Tangi, Kazber	NP	07	Cayasso, Juan	NP
06	Dibernardo, Angel	0*	08	Santana, Carlos	0*
07	Kapp, Erhardt	0*	09	Flores, Leonidas	0
08	Borja, Herman	0*	10	Rivers, Enrique	0*
09	Moyers, Steven	0*	11	Coronado, Evaristo	0
10	Davis, Richard	2*	12	Alpizar, Minor	NP
11	Perez, Hugo	0*	13	Toppings, Carlos	0*
12	Crow, Kevin	0*	14	Guardia, Guillermo	0*
13	Willrich, Jean	1*	15	Diaz, Enrique	0*
14	Fox, Michael	0	16	Solano, Alvaro	0*
15	Swanner, Jamie	NP	17	Simpson-Lacey, Miguel	0*
16	Hooker, Jeffrey	0	18	Galagarza, Luis	NP
17	Ali, Amyr	NP	22	Gonzales, Alejandro	NP

REFEREE/ARBITRE QUINIOU FRA  
LINESMEN/JUGES DE TOUCHE MARQUEZ MEX  
ROMERO ARG  
IGNA ROM

## First Round-Group C Statistics (Team) - Match 03 / July 29

EVENT EVENEMENT	TOTAL BUTS	STOPPED BY/ BLOQUES PAR				
		GOALS BUTS	KEEPER GARDIEN	DEFENS POTEAUX	POSTS RATES	MISSED
USA-CRC						
GOAL ATTEMPTS/TIRS AU BUT						
PENALTY 11M	0- 0	0- 0	0- 0	0- 0	0- 0	0- 0
ON FREE KICK/SUR COUP FRANC	1- 0	1- 0	0- 0	0- 0	0- 0	0- 0
IN PHASE OF PLAY/EN JEU	18-13	2- 0	7- 5	2- 6	0- 0	7- 2
TOTAL	19-13	3- 0	7- 5	2- 6	0- 0	7- 2
FREE KICKS/COUPS FRANCS						
DIRECT	0- 0					
INDIRECT	0- 0					
CORNER KICKS/COUPS DE COIN	3- 4					
OFFSIDE/HORS JEU	2- 3					
PENALTY FOULS/FAUTES	0- 0					
INTO OWN GOAL/BUTS C.S.C.	0- 0					
DISALLOWED GOALS	0- 0					
SUBSTITUTIONS	2- 2					
WARNINGS/AVERTISSEMENTS	1- 1					
ATTENDANCE/AFFLUENCE	78,265					



**First Round - Group D**  
**Results - Match 04 / July 29**

**Premier tour - groupe d**  
**Resultats-match 04/29 Juil**

ITA 1 - EGY 0					
NO	NAME	GOALS BUTS	NO	NAME	GOALS BUTS
HALF-TIME/MI-TEMPS (0-0)					
ITA			EGY		
01	Tancredi, Franco	0*	01	El Maamour, Adel Ahmed	0*
02	Ferri, Riccardo	0*	02	Gadallah, Ali El Sayed	NP
03	Galli, Filippo	NP	03	Yassine, Mohamed Rabi	0*
04	Nela, Sebastiano	0*	04	Saleh, Mahmoud Hassan	0*
05	Tricella, Roberto	0*	05	Awadallah, Ibrahim Yousef	0*
06	Vierchowod, Pietro	0*	06	Sedki, Mohamed Yehia	0*
07	Bagni, Salvatore	0*	07	Ismail, Moustafa Ahmed	0
08	Baresi, Franchino	0*	08	Bayouni, Shawk Gharib	0*
09	Battistini, Sergio	0*	09	Sayed, Magdi Abdel Ghani	0*
10	Sabato, Antonio	NP	10	El Khatib, Mahmoud Ibrahi	0
11	Vignola, Beniamino	0	11	Suleiman, Emad Mohamed	0*
12	Zenga, Walter	NP	12	Amer, Taher Abou Zeid	0*
13	Fanna, Pietro	0*	13	Mahmoud, Badr El Din Hame	0*
14	Massaro, Daniele	0	14	Mahmoud, Mohamed Ahmed	NP
15	Briachi, Massimo	NP	15	El Zeer, Mohamed Omar Oma	NP
16	Iorio, Maurizio	0*	16	Moursi, Alaa El Din Nabil	0*
17	Serena, Aldo	1*	17	Salem, Ahmed Nagui	NP

REFEREE/ARBITRE CASTRO CHI  
LINESMEN/JUGES DE TOUCHE SOSTARIC YUG  
EL SELMY KUW

**First Round - Group D**  
**Statistics (Team) - Match 04 / July 29**

**Premier tour - groupe d**  
**Statistiques (equipe) -match 04 / 29 Juil**

EVENT	TOTAL	GOALS	STOPPED BY/	DEFENS	POSTS	MISSED
EVENEMENT		BUTS	KEEPER	GARDIEN	POTEAUX	RATES
ITA-EGY						
GOAL ATTEMPTS / TIRS AU BUT						
PENALTY 11M	0- 0	0- 0	0- 0	0- 0	0- 0	0- 0
ON FREE KICK/SUR COUP FRANC	1- 2	0- 0	1- 1	0- 0	0- 0	0- 1
IN PHASE OF PLAY/EN JEU	6- 5	1- 0	1- 0	1- 2	0- 0	3- 3
TOTAL	7- 7	1- 0	2- 1	1- 2	0- 0	3- 4
FREE KICKS/COUPS FRANCS						
DIRECT	27-16					
INDIRECT	0- 5					
CORNER KICKS/COUPS DE COIN	3- 6					
OFFSIDE/HORS JEU	10- 0					
PENALTY FOULS/FAUTES	0- 0					
INTO OWN GOAL/BUTS C.S.C	0- 0					
DISALLOWED GOALS	2- 0					
SUBSTITUTIONS	2- 2					
WARNINGS/AVERTISSEMENTS	2- 6					
SENT OFF/EXPULSIONS	1- 3					
ATTENDANCE/AFFLUENCE	37.430					

**First Round - Group A**  
**Results - Match 05 / July 30**

**Premier tour - groupe e**  
**Resultats - match 05/30 Juil**

CAN 1 - IRQ 1					
NO	NAME	GOALS BUTS	NO	NAME	GOALS BUTS
HALF-TIME/MI-TEMPS (0-0)					
CAN			IRQ		
01	Lettieri, Tino	0*	01	Salman, R. H.	0*
02	Lenarduzzi, Bob	0*	02	Matar, A. D.	0*
03	Wilson, Bruce	0*	03	Allawi, K. H.	0*
04	Moore, Terry	0*	05	Hamid, K. M.	0*
05	Bridge, Ian	0*	06	Shehad, A. H.	0*
06	Ragan, Randy	0*	07	Awfi, R. H.	NP
07	Norman, David	0	08	Minshid, K. S.	0
08	Gray, Gerry	1*	10	Mohammed, H. S.	1*
09	Garraway, Ken	0	11	Mahmoud, E. J.	0*
10	Mitchell, Dale	0*	12	Benwan, S. M.	0*
11	Sweeney, Mike	0*	13	Allawi, K. M.	0*
12	Vrablic, Igor	0*	14	Nasser, H. N	NP
13	Martin, Craig	NP	15	Awne, H. H.A.	0*
14	De Luca, Pasquale	NP	16	Hassan, M. F.	0
15	James, Paul	0*	17	Yacoub, W. M.	0*
16	Catliff, John	NP	20	Jassim, A. F. N.	NP
22	Habermann, Sven	NP			

REFEREE/ARBITRE DIAZ COL  
LINESMEN/JUGES DE TOUCHE KALOMBO MAW  
ROTH FRG

**First Round - Group A**  
**Statistics (Team) - Match 05 / July 30**

**Premier tour - groupe a**  
**Statistiques (equipe) - match 05 / 30 Juil**

EVENT	TOTAL	GOALS	STOPPED BY/	DEFENS	POSTS	MISSED
EVENEMENT		BUTS	KEEPER	GARDIEN	POTEAUX	RATES
CAN-IRQ						
GOAL ATTEMPTS/TIRS AU BUT						
PENALTY 11M	0- 0	0- 0	0- 0	0- 0	0- 0	0- 0
ON FREE KICK/SUR COUP FRANC	0- 0	0- 0	0- 0	0- 0	0- 0	0- 0
IN PHASE OF PLAY/EN JEU	8-13	1- 1	3- 8	0- 0	2- 0	2- 4
TOTAL	8-13	1- 1	3- 8	0- 0	2- 0	2- 4
FREE KICKS/COUPS FRANCS						
DIRECT	10-14					
INDIRECT	3- 2					
CORNER KICKS/COUPS DE COIN	7- 2					
OFFSIDE/HORS JEU	3- 1					
PENALTY FOULS/FAUTES	0- 0					
INTO OWN GOAL/BUTS C.S.C.	0- 0					
DISALLOWED GOALS	0- 0					
SUBSTITUTIONS	2- 2					
WARNINGS/AVERTISSEMENTS	1- 0					
ATTENDANCE/AFFLUENCE	17.500					

**First Round-Group B**  
**Results-Match 06 / July 30**

**Premier tour - groupe b**  
**Resultats - match 06/30 Juil**

YUG 2 - CMR 1					
NO	NAME	GOALS BUTS	NO	NAME	GOALS BUTS
HALF-TIME/MI TEMPS (1-1)					
YUG			CMR		
01	Pudar, Ivan	NP	01	Bell, Joseph	0*
02	Capljic, Vlado	NP	02	Mbassieffengue, Luc	0
03	Baljic, Mirsad	0*	03	Sinkot, Isaac Gilbert	0*
04	Katanec, Srecko	0*	04	Bilamo, Michel	0*
05	Elsner, Marko	0*	05	Onana Eloundou, Elie	0
06	Radanovic, Ljubomir	0*	06	Kunde, Emmanuel	0
07	Smajic, Admir	0*	07	Mfede, Louis Paul	0*
08	Gracan, Nenad	0*	08	Ekeke, Ebelle Eugene	0*
09	Djurovski, Milko	0*	09	Miller, Albert Roger	1*
10	Bazdarevic, Mehmed	0*	10	Dang, Dagobert	0
11	Cvetkovic, Borislav	1	11	Toubé, Charles	0*
12	Ivkovic, Tomislav	0*	12	Ebongue, Ernest	0*
13	Nikolic, Jovica	1*	13	Bahoken, Paul	0
14	Deveric, Stjepan	NP	14	Abega Mbida, Theophile	0*
15	Miljus, Branko	0*	15	Doumbe Lea, Francois	0*
16	Stojkovic, Dragan	NP	16	Aoudou, Ibrahim	0*
17	Mrkela, Mitar	NP	17	Songoo, Jacques	0

REFEREE/ARBITRE KEIZER HOL  
LINESMEN/JUGES DE TOUCHE EL DIN EGY  
ARPPPI BRA

**First Round - Group B**  
**Statistics (Team) - Match 06 / July 30**

**Premier tour - groupe b**  
**Statistiques (equipe) - match 06 / 30 Juil**

EVENT	TOTAL	GOALS	STOPPED BY/	DEFENS	POSTS	MISSED
EVENEMENT		BUTS	KEEPER	GARDIEN	POTEAUX	RATES
YUG-CMR						
GOAL ATTEMPTS/TIRS AU BUT						
PENALTY 11 M	0- 0	0- 0	0- 0	0- 0	0- 0	0- 0
ON FREE KICK/SUR COUP FRANC	3- 5	0- 0	0- 3	0- 2	0- 0	3- 0
IN PHASE OF PLAY/EN JEU	23- 7	2- 1	6- 1	3- 1	0- 1	14- 3
TOTAL	26-12	2- 1	6- 4	3- 3	0- 1	17- 3
FREE KICKS/COUPS FRANCS						
DIRECT	2- 9					
INDIRECT	1- 1					
CORNER KICKS/COUPS DE COIN	5- 5					
OFFSIDE/HORS JEU	4- 4					
PENALTY FOULS/FAUTES	0- 0					
INTO OWN GOAL/BUTS C.S.C.	0- 0					
DISALLOWED GOALS	0- 0					
SUBSTITUTIONS	2- 0					
WARNINGS/AVERTISSEMENTS	1- 0					
ATTENDANCE/AFFLUENCE	15.010					



Football

First Round - Group C  
Results - Match 07 / July 30

Premier tour - groupe c  
Resultats - match 07 / 30 Juil

FRG 2 - MAR 0					
NO	NAME	GOALS BUTS	NO	NAME	GOALS BUTS
HALF-TIME/MI-TEMPS (1-0)					
FRG			MAR		
01	Franke, Bernd	0*	01	Badou, Ezaki	0*
02	Bockenfeld, Manfred	0*	02	Dahan, Saad	0*
03	Dickgiesser, Roland	NP	03	Lamris, Abdelmajid	0*
04	Bast, Dieter	0*	04	Elbiyaz, Mostafa	0*
05	Wehmeyer, Bernd	0*	05	Bouyahiaoui, Nouredine	0*
06	Buchwald, Guide	0*	06	Dolmy, Abdelmajid	0*
07	Groh, Juergen	0*	07	Elhadaoui, Mustapha	0*
08	Bommer, Rudolf	0*	08	Mouttaqui, Driss	0*
09	Schatzschneider, Dieter	0*	09	Hanini, Hassan	0*
10	Brehme, Andreas	1*	10	Timoumi, Mohammed	0*
11	Mill, Frank	0*	11	Elbied, Khalid	0
12	Junghans, Walter	NP	12	Hmied, Salaheddine	NP
13	Schoen, Alfred	NP	13	Mery, Mustapha	0*
14	Lux, Peter	0	14	Safri, Mohamed	NP
15	Rahn, Uwe	1*	15	Ouadani, Lahcen	NP
16	Schreier, Christian	0	16	Janina, Hamid	NP
17	Schindwein, Dieter	NP	17	Elghrissi, Abdeslam	0

REFEREE/ARBITRE RIANGELISTA CAN  
LINESMEN/JUGES DE TOUCHE IGNA ROM  
CHA KOR

First Round - Group C  
Statistics (Team) - Match 07 / July 30

Premier tour - groupe c  
Statistiques (equipe) - match 07 / 30 Juil

EVENT	TOTAL GOALS BUTS	STOPPED BY/ KEEPER	BLOQUES DEFENS GARDIEN	PAR POSTS POTEAUX	MISSED RATES
FRG-MAR					
GOAL ATTEMPTS/TIRS AU BUT					
PENALTY 11M	1- 0	1- 0	0- 0	0- 0	0- 0
ON FREE KICK/SUR COUP FRANC	0- 0	0- 0	0- 0	0- 0	0- 0
IN PHASE OF PLAY/EN JEU	14- 8	1- 0	5- 0	4- 2	1- 0
TOTAL	15- 8	2- 0	5- 0	4- 2	1- 0
FREE KICKS/COUPS FRANCS					
DIRECT	13- 7				
INDIRECT	6- 3				
CORNER KICKS/COUPS DE COIN	3- 4				
OFFSIDE/HORS JEU	3- 6				
PENALTY FOULS/FAUTES	0- 1				
INTO OWN GOAL/BUTS C. S. C.	0- 0				
DISALLOWED GOALS	0- 0				
SUBSTITUTIONS	0- 2				
WARNINGS/AVERTISSEMENTS	0- 0				
SENT OFF/EXPULSIONS	0- 1				
ATTENDANCE/AFFLUENCE	23.228				

First Round - Group D  
Results-Match 08 / July 30

Premier tour - groupe d  
Resultats - match 08 / 30 Juil

BRA 3 - SAU 1					
NO	NAME	GOALS BUTS	NO	NAME	GOALS BUTS
HALF-TIME/MI-TEMPS (1-0)					
BRA			SAU		
01	Rinaldi, Gilmar	0*	01	Alhsain, Mohamedom	0*
02	Silva, Ronaldo	0*	02	Aldawasare, Sameija	0*
03	Brum, Jorge Luiz	0*	03	Bishy, Hassenma	0*
04	Galvao, Mauro	0*	04	Abdulshakor, Sameerao	0*
05	Kaeser, Ademir Rock	0*	05	Masod, Abdullah F.	0
06	Ferreira, Andre Luiz	0*	06	Albishy, Ahmada	0*
07	Santos, Paulo	NP	07	Alnasisah, Shayemsh	0*
08	Verri, Carlos	1*	08	Bayazid, Ahamedaa	NP
09	Leiehardt Neto, Joao	NP	09	Mohammed, Majedaa	1*
10	Oliveira, Augilmar	1*	10	Mosaibeth, Fahedms	0*
11	Paiva, Silvio	1*	11	Aldosari, Mehaisenmj	0*
12	Dias, Luiz	NP	12	Aldosari, Salmannha	NP
13	Winck, Luiz Carlos	NP	13	Abduljawad, Mohammedam	0*
14	Silva, Davi Cortez	NP	14	Aldossary, Salehkh	0*
15	Gil, Antonio Jose	0*	15	Alkhamees, Nawafam	NP
16	Vidal, Francisco	0*	16	Bakhshwein, Omaro	0
17	Cruz, Milton	0	21	Aldeayee, Abdullahah	NP

REFEREE/ARBITRE MCGINLAY GBR  
LINESMEN/JUGES DE TOUCHE EL SELMY KUW  
GEBAYESUS ETH

Football

First Round - Group D  
Statistics (Team) - Match 08 / July 30

Premier tour - groupe d  
Statistiques (equipe) - match 08 / 30 Juil

EVENT	TOTAL GOALS BUTS	STOPPED BY/ KEEPER	BLOQUES DEFENS GARDIEN	PAR POSTS POTEAUX	MISSED RATES
BRA-SAU					
GOAL ATTEMPTS/TIRS AU BUT					
PENALTY 11M	0- 1	0- 1	0- 0	0- 0	0- 0
ON FREE KICK/SUR COUP FRANC	0- 1	0- 0	0- 0	0- 1	0- 0
IN PHASE OF PLAY/EN JEU	17- 3	3- 0	3- 0	3- 1	1- 1
TOTAL	17- 5	3- 1	3- 0	3- 2	1- 1
FREE KICKS/COUPS FRANCS					
DIRECT	16-23				
INDIRECT	1- 5				
CORNER KICKS/COUPS DE COIN	4- 5				
OFFSIDE/HORS JEU	6- 1				
PENALTY FOULS/FAUTES	1- 0				
INTO OWN GOAL/BUTS C. S. C.	0- 0				
DISALLOWED GOALS	0- 0				
SUBSTITUTIONS	1- 2				
WARNINGS/AVERTISSEMENTS	2- 1				
ATTENDANCE/AFFLUENCE	40.779				

First Round - Group A  
Results - Match 08/July 31

Premier tour - groupe a  
Resultats - match 09/31 Juil

FRA 2 - NOR 1					
NO	NAME	GOALS BUTS	NO	NAME	GOALS BUTS
HALF-TIME/MI-TEMPS (1-1)					
FRA			NOR		
01	Thorstedt, Erik	0*	01	Rust, Albert	0*
02	Fjelberg, Svein	0*	02	Ayache, William	0*
03	Kojedal, Terje	0*	03	Bibard, Michel	NP
04	Eggen, Knut Torbj	0*	04	Bijotat, Dominique	0*
05	Sirevaag, Trond	NP	05	Brisson, Francois	2*
06	Ahlsen, Per Egil	1*	06	Cubaynes, Patrick	0
07	Mordt, Per Edmund	0*	07	Garande, Patrice	NP
08	Herlovsen, Kai Erik	0*	08	Jeannot, Philippe	0*
09	Gran, Stein	NP	09	Lacombe, Guy	0*
10	Sundby, Tom	0*	10	Lemoult, Jean-Claude	0*
11	Kollshaugen, Stein	0*	11	Rohr, Jean-Philippe	0
12	Rise, Ola By	NP	12	Senac, Didier	0*
13	Vaadal, Joar	NP	13	Thouvenel, Jean-Christophe	0*
14	Johansen, Egil F	0	14	Toure, Jose	0*
15	Berg, Jan	0	15	Xuereb, Daniel	0*
16	Krogsaeter, Andre	0*	16	Zanon, Jean-Louis	0
17	Seland, Leif Arve	0*	17	Bensoussan, Michel	NP

REFEREE/ARBITRE ROTH FRG  
LINESMEN/JUGES DE TOUCHE DIAZ COL  
KALOMBO MAW

First Round - Group A  
Statistics (Team) - Match 09 / July 31

Premier tour - groupe a  
Statistiques (equipe) - match 09 / 31 Juil

EVENT	TOTAL GOALS BUTS	STOPPED BY/ KEEPER	BLOQUES DEFENS GARDIEN	PAR POSTS POTEAUX	MISSED RATES
NOR-FRA					
GOAL ATTEMPTS/TIRS AU BUT					
PENALTY 11M	1- 0	1- 0	0- 0	0- 0	0- 0
ON FREE KICK/SUR COUP FRANC	2- 1	0- 0	0- 0	0- 0	2- 1
IN PHASE OF PLAY/EN JEU	13-13	0- 2	7- 8	3- 2	0- 0
TOTAL	16-14	1- 2	7- 8	3- 2	0- 0
FREE KICKS/COUPS FRANCS					
DIRECT	17-11				
INDIRECT	2- 9				
CORNER KICKS/COUPS DE COIN	8- 4				
OFFSIDE/HORS JEU	5- 2				
PENALTY FOULS/FAUTES	0- 1				
INTO OWN GOAL/BUTS C.S.C.	0- 0				
DISALLOWED GOALS	0- 0				
SUBSTITUTIONS	2- 2				
WARNINGS/AVERTISSEMENTS	1- 0				
ATTENDANCE/AFFLUENCE	27.828				



**First Round - Group B**  
**Results - Match 10 / July 31**

**Premier tour - groupe b**  
**Resultats - match 10 / 31 Juil**

CHI 1 - QAT 0	GOALS	NO	NAME	GOALS
NO NAME	BUTS			BUTS
HALF-TIME/MI-TEMPS (0-0)				
CHI		PAT		
01 Fournier, Eduardo	0*	01	Lari, Younis	0*
02 Ahumada, Daniel	0*	02	Alsowaidi, Mohddeham	0*
03 Mosquera, Luis	0*	03	Waleed, Sultan	NP
04 Martinez, Alex	0*	04	Aladsani, Yousuf	NP
05 Contreras, Leonel	0*	05	Alali, Mubarak	0*
06 Hisis, Alejandro	0*	06	Almass, Faraj	0*
07 Nunez, Alfredo	0	07	Suwaide, Mubarak	NP
08 Vera, Jaime	NP	08	Alammari, Mohd	NP
09 Santis, Fernando	0	09	Almajed, Ahmad	NP
10 Marchant, Sergio	0*	10	Alkhater, Mubarak	0*
11 Olmos, Juvenal	0*	11	Mehaizaa, Salem	0
12 Toledo, Patricio	NP	12	Alsadah, Ali	0*
13 Perez, Luis	NP	13	Malalla, Adel	0*
14 Pacheco, Sergio	NP	14	Ahmad, Ibrahim	0*
15 Ramos, Carlos	0*	15	Bakheet, Mansoor	0*
16 Baeza, Jaime	1*	16	Almohamedi, Khalid	0*
17 Figueroa, Marco	0*	17	Almohamedi, Issa	0*

REFEREE/ARBITRE SILES CRC  
LINESMEN/JUDGES DE TOUCHE KEIZER HOL  
BELLION USA

**First Round - Group B**  
**Statistics (Team) - Match 10 / July 31**

**Premier tour - groupe b**  
**Statistiques (equipe) - match 10 / 31 Juil**

EVENT	TOTAL GOALS	STOPPED BY/	BLOQUES	PAR
EVENEMENT	BUTS	KEEPER GARDIEN	DEFENS POTEAUX	MISSED RATES
CHI-QAT				
GOAL ATTEMPTS/TIRS AU BUT				
PENALTY 11M	0- 0	0- 0	0- 0	0- 0
ON FREE KICK/SUR COUP FRANC	5- 1	0- 0	2- 1	0- 0
IN PHASE OF PLAY/EN JEU	12-11	1- 0	4- 5	4- 2
TOTAL	17-12	1- 0	6- 6	4- 2
FREE KICKS/COUPS FRANCS				
DIRECT	23-19			
INDIRECT	3-15			
CORNER KICKS/COUPS DE COIN	10- 5			
OFFSIDE/HORS JEU	15- 3			
PENALTY FOULS/FAUTES	0- 0			
INTO OWN GOAL/BUTS C.S.C.	0- 0			
DISALLOWED GOALS	0- 0			
SUBSTITUTIONS	2- 1			
WARNINGS/AVERTISSEMENTS	1- 1			
ATTENDANCE/AFFLUENCE	14.508			

**First Round - Group C**  
**Results - Match 11 / July 31**

**Premier tour - groupe c**  
**Resultats - match 11 / 31 Juil**

EGY 4 - CRC 1	GOALS	NO	NAME	GOALS
NO NAME	BUTS			BUTS
HALF-TIME/MI-TEMPS (2-0)				
EGY		CRC		
01 Elmaamour, Adel	0*	01	Rojas, Marco	NP
02 Gadallah, Ali El Sayed	1*	04	Hines, Cesar	NP
03 Yassen, Rabie	NP	05	Obando, Marvin	0*
04 Saleh, Mahmoud	NP	06	Chavarria, German	0*
05 Youssif, Ibrahim	0*	07	Cayasso, Juan	0
06 Sedky, Yehia	NP	08	Santana, Carlos	0*
07 Ismail, Mostafa	NP	09	Flores, Leonidas	NP
08 Gharib, Shawki	0*	10	Rivers, Enrique	0
09 Abdelghani, Magdy	1*	11	Coronado, Evaristo	1*
10 Elkhatib, Mahmoud	1*	12	Alpizar, Minor	0*
11 Soleman, Emad	1*	13	Toppings, Carlos	0*
12 Abouzied, Taher	0*	14	Guardia, Guillermo	0*
13 Hamed, Badreldin	0*	15	Diaz, Enrique	0*
14 Salem, Nagy	0*	16	Solano, Alvaro	0*
15 Helmy, Mohamad	0*	17	Simpson-Lacey, Miguel	0*
16 Morsy, Alaa	NP	18	Galagarza, Luis	NP
17 Elzeer, Omar	NP	22	Gonzales, Alejandro	0*

REFEREE/ARBITRE MARQUEZ MEX  
LINESMEN/JUGES DE TOUCHE ROMERO ARG  
EVANGELISTA CAN

**First Round-Group C**  
**Statistics (Team) - Match 11 / July 31**

**Premier tour - groupe c**  
**Statistiques (equipe) - match 11 / 31 Juil**

EVENT	TOTAL GOALS	STOPPED BY/	BLOQUES	PAR
EVENEMENT	BUTS	KEEPER GARDIEN	DEFENS POTEAUX	MISSED RATES
EGY-CRC				
GOAL ATTEMPTS/TIRS AU BUT				
PENALTY 11M	0- 0	0- 0	0- 0	0- 0
ON FREE KICK/SUR COUP FRANC	0- 0	0- 0	0- 0	0- 0
IN PHASE OF PLAY/EN JEU	28-14	4- 1	7- 4	2- 2
TOTAL	28-14	4- 1	7- 4	2- 2
FREE KICKS/COUPS FRANCS				
DIRECT	16- 8			
INDIRECT	5- 1			
CORNER KICKS/COUPS DE COIN	6- 6			
OFFSIDE/HORS JEU	2- 2			
PENALTY FOULS/FAUTES	0- 0			
INTO OWN GOAL/BUTS C.S.C.	0- 0			
DISALLOWED GOALS	0- 0			
SUBSTITUTIONS	0- 2			
WARNINGS/AVERTISSEMENTS	0- 1			
ATTENDANCE/AFFLUENCE	20.645			

**First Round - Group D**  
**Results - Match 12 / July 31**

**Premier tour - groupe d**  
**Resultats - match 12 / 31 Juil**

ITA 1 - USA 0	GOALS	NO	NAME	GOALS
NO NAME	BUTS			BUTS
HALF-TIME/MI-TEMPS (0-0)				
ITA		USA		
01 Tancredi, Franco	0*	01	Brcic, David	0*
02 Ferri, Riccardo	0*	02	Savage, Bruce	0*
03 Galli, Filippo	0*	03	Thompson, Gregg	0*
04 Nela, Sebastiano	NP	04	Durgan, Jeff	NP
05 Tricella, Roberto	0*	05	Tamgli, Kazber	NP
06 Vierchowod, Pietro	0*	06	Dibernardo, Angel	0*
07 Bagni, Salvatore	0*	07	Kapp, Erhardt	0*
08 Baresi, Franco	0*	08	Borja, Hernan	0*
09 Battistina, Sergio	NP	09	Moyers, Steven	0*
10 Sabato, Antonio	0	10	Davis, Richard	0*
11 Vignola, Beniamino	0*	11	Perez, Hugo	0*
12 Zenga, Walter	NP	12	Crow, Kevin	0*
13 Fanna, Pietro	1*	13	Willrich, Jean	0*
14 Massaro, Daniele	0*	14	Fox, Michael	0
15 Briaschi, Massimo	NP	15	Swanner, Jamie	NP
16 Iorio, Maurizio	0	16	Hooker, Jeffrey	0
17 Serena, Aldo	0*	17	Ali, Amyr	NP

REFEREE/ARBITRE EL SELMY KUW  
LINESMEN/JUDGES DE TOUCHE CASTRO CHI  
SANCHEZ ESP

**First Round - Group D**  
**Statistics (Team) - Match 12 / July 31**

**Premier tour - groupe d**  
**Statistiques (equipe)- match 12 / 31 Juil**

EVENT	TOTAL GOALS	STOPPED BY/	BLOQUES	PAR
EVENEMENT	BUTS	KEEPER GARDIEN	DEFENS POTEAUX	MISSED RATES
ITA-USA				
GOAL ATTEMPTS/TIRS AU BUT				
PENALTY 11M	0- 0	0- 0	0- 0	0- 0
ON FREE KICK/SUR COUP FRANC	4- 0	0- 0	2- 0	1- 0
IN PHASE OF PLAY/EN JEU	15- 5	1- 0	7- 1	3- 1
TOTAL	19- 5	1- 0	9- 1	4- 1
FREE KICKS/COUPS FRANCS				
DIRECT	16-16			
INDIRECT	0- 0			
CORNER KICKS/COUPS DE COIN	7- 0			
OFFSIDE/HORS JEU	0- 5			
PENALTY FOULS/FAUTES	0- 0			
INTO OWN GOAL/BUTS C.S.C.	0- 0			
DISALLOWED GOALS	0- 0			
SUBSTITUTIONS	2- 2			
WARNINGS/AVERTISSEMENTS	2- 1			
ATTENDANCE/AFFLUENCE	63.624			

# Football

## First Round - Group A Results - Match 13 / Aug. 01

## Premier tour-groupe a Resultats-match 13 / 01 Aout

CMR 1 - IRQ 0					
NO	NAME	GOALS BUTS	NO	NAME	GOALS BUTS
HALF-TIME/MI-TEMPS (1-0)					
CMR			IRQ		
01	Bell, Joseph	0*	01	Salman, R.H.	0*
02	Mbasieffengue, Luc	0*	02	Matar, A. D.	0*
03	Sinkot, Isaac Gilbert	NP	03	Allawi, K. H.	0*
04	Bilamo, Michel	NP	05	Hamid, K. M.	0*
05	Onana Eloundou, Eile	NP	06	Shehab, A. H.	0
06	Kunde, Emmanuel	0*	07	Awfi, R. H.	NP
07	Mfede, Louis Paul	0*	08	Minshid, K.S.	0
08	Ekeke, Ebelle' Eugene	NP	10	Mohammed, H. S.	0*
09	Miller, Albert Roger	0*	11	Mahmoud, E. J.	0*
10	Dang, Dagobert	0*	12	Benwan, S. M.	0*
11	Toube, Charles	0*	13	Allawi, K. M.	0*
12	Ebongue, Ernest	0	14	Nasser, H. N.	NP
13	Bahoken, Paul	1*	15	Awne, N. H. A.	0*
14	Abega Mbida, Theophile	0*	16	Hassan, M. F.	0*
15	Doumbe Lea, Francois	0*	17	Yacoub, W. M.	0*
16	Aoudou, Ibrahim	0*	20	Jassim, A. F. N.	NP
17	Songoo, Jacques	NP			
REFEREE/ARBITRE SOCHA USA LINESMEN/JUGES DE TOUCHE BARARESCO ITA RAMCHARAN TRI					

## First Round-Group A Statistics (Team) - Match 13 / Aug. 01

## Premier tour - groupe a Statistiques (equipe) - match 13 / 01 Aout

EVENT EVENEMENT	TOTAL GOALS BUTS	STOPPED BY / BLOQUES PAR				
		KEEPER GARDIEN	DEFENS POTEAUX	POSTS	MISSED RATES	
CMR-IRQ						
GOAL ATTEMPTS/TIRS AU BUT						
PENALTY 11M	0-0	0-0	0-0	0-0	0-0	0-0
ON FREE KICK/SUR COUP FRANC	1-3	0-0	0-1	0-2	0-0	1-0
IN PHASE OF PLAY/EN JEU	14-18	1-0	4-3	3-0	0-0	6-15
	15-21	1-0	4-4	3-2	0-0	7-15
FREE KICKS/COUPS FRANCS						
DIRECT	12-20					
INDIRECT	3-1					
CORNER KICKS/COUPS DE COIN	4-9					
OFFSIDE/HORS JEU	1-3					
PENALTY FOULS/FAUTES	0-0					
INTO OWN GOAL/BUTS C.S.C.	0-0					
DISALLOWED GOALS	0-0					
SUBSTITUTIONS	1-2					
WARNINGS/AVERTISSEMENTS	2-1					
ATTENDANCE/AFFLUENCE	18,432					

## First Round - Group B Results - Match 14 / Aug 01

## Premier tour - groupe b Resultats - match 14 / 01 Aout

YUG 1 - CAN 0					
NO	NAME	GOALS BUTS	NO	NAME	GOALS BUTS
HALF-TIME/MI-TEMPS (0-0)					
YUG			CAN		
01	Pudar, Ivan	NP	01	Lettieri, Tino	0*
02	Capljic, Vlado	0*	02	Lenarduzzi, Bob	0*
03	Baljic, Mirsad	0*	03	Wilson, Bruce	0*
04	Katanec, Srecko	NP	04	Moore, Terry	0*
05	Elsner, Marko	SUS	05	Bridge, Ian	0*
06	Radanovic, Ljubomir	0*	06	Ragan, Randy	0*
07	Smajic, Admir	0*	07	Norman, David	NP
08	Gracan, Nenad	0*	08	Gray, Gerry	0*
09	Dyrovski, Milko	0*	09	Garraway, Ken	NP
10	Bazdarevic, Mehmed	0*	10	Mitchell, Dale	0*
11	Cvetkovic, Borislav	0*	11	Sweeney, Mike	0*
12	Ivkovic, Tomislav	0*	12	Vrablic, Igor	0*
13	Nikolic, Jovica	1*	13	Martin, Craig	NP
14	Deveric, Stjepan	NP	14	De Luca, Pasquale	NP
15	Milijus, Branko	0*	15	James, Paul	0*
16	Stolkovic, Dragan	0	16	Catlift, John	0
17	Mrkela, Mitar	0	22	Habermann, Sven	NP
REFEREE/ARBITRE EL DIN EGY LINESMEN/JUGES DE TOUCHE ARPPi BRA SANO JPN					

# Football

## First Round -Group B Statistics (Team)- Match 14 / Aug. 01

## Premier tow - groupe b Statistiques (equipe) - match 14 / 01 Aout

EVENT EVENEMENT	TOTAL GOALS BUTS	STOPPED BY / BLOQUES PAR				
		KEEPER GARDIEN	DEFENS POTEAUX	POSTS	MISSED RATES	
YUG-CAN						
GOAL ATTEMPTS/TIRS AU BUT						
PENALTY 11M	0-0	0-0	0-0	0-0	0-0	0-0
ON FREE KICK/SUR COUP FRANC	2-1	0-0	0-0	2-0	0-0	0-1
IN PHASE OF PLAY/EN JEU	17-12	1-0	9-2	1-1	0-0	6-9
TOTAL	19-13	1-0	9-2	3-1	0-0	6-10
FREE KICKS/COUPS FRANCS						
DIRECT	25-18					
INDIRECT	4-1					
CORNER KICKS/COUPS DE COIN	1-4					
OFFSIDE/HORS JEU	1-2					
PENALTY FOULS/FAUTES	0-0					
INTO OWN GOAL/BUTS C.S.C.	0-0					
DISALLOWED GOALS	0-0					
SUBSTITUTIONS	2-2					
WARNINGS/AVERTISSEMENTS	2-1					
ATTENDANCE/AFFLUENCE	19,243					

## First Round-Group C Results - Match 15 / Aug. 01

## Premier tour - groupe Resultats - match 15 / 01 Aout

BRA 1 - FRG 0					
NO	NAME	GOALS BUTS	NO	NAME	GOALS BUTS
HALF-TIME/MI-TEMPS (0-0)					
FRG			BRA		
01	Franke, Bernd	0*	01	Rinaldi, Gilmar	0*
02	Bockenfeld, Manfred	0*	02	Silva, Ronaldo	0*
03	Dickgiesser, Roland	0	03	Brum, Jorge Luiz	0*
04	Bast, Dieter	0*	04	Galvao, Mauro	0*
05	Wehmeyer, Bernd	0*	05	Kaeser, Ademir Rock	0*
06	Buchwald, Guido	0*	06	Ferreira, Andre Luiz	0*
07	Groh, Juergen	0*	07	Santos, Paulo	NP
08	Bommer, Rudolf	0*	08	Verri, Carlos	0*
09	Schatzschneider, Dieter	0*	09	Leiehardt Neto, Joao	NP
10	Brehme, Andreas	0*	10	Oliveira, Augilmar	1*
11	Mill, Frank	0*	11	Paiva, Silvio	0*
12	Junghans, Walter	NP	12	Dias, Luiz	NP
13	Schoen, Alfred	NP	13	Winck, Luiz Carlos	NP
14	Lux, Peter	NP	14	Silva, Davi Cortez	0
15	Rahn, Uwe	0*	15	Gil, Antonio Jose	0*
16	Schreier, Christian	0	16	Vidal, Francisco	0*
17	Schlindwein, Dieter	NP	17	Cruz, Milton	NP
REFEREE/ARBITRE CHA KOR LINESMEN/JUGES DE TOUCHE QUINIOU FRA IGNA ROM					

## First Round - Group C Statistics (Team) - Match 15 / Aug. 01

## Premier tour - groupe c Statistiques (equipe) - match 15 / 01 Aout

EVENT EVENEMENT	TOTAL GOALS BUTS	STOPPED BY / BLOQUES PAR				
		KEEPER GARDIEN	DEFENS POTEAUX	POSTS	MISSED RATES	
FRG-BRA						
GOAL ATTEMPTS/TIRS AU BUT						
PENALTY 11M	0-0	0-0	0-0	0-0	0-0	0-0
ON FREE KICK/SUR COUP FRANC	0-4	0-1	0-0	0-0	0-1	0-2
IN PHASE OF PLAY/EN JEU	10-10	0-0	4-4	2-0	0-0	4-6
TOTAL	10-14	0-1	4-4	2-0	0-1	4-8
FREE KICKS/COUPS FRANCS						
DIRECT	14-17					
INDIRECT	1-2					
CORNER KICKS/COUPS DE COIN	5-8					
OFFSIDE/HORS JEU	4-3					
PENALTY FOULS/FAUTES	0-0					
INTO OWN GOAL/BUTS C.S.C.	0-0					
DISALLOWED GOALS	0-0					
SUBSTITUTIONS	1-1					
WARNINGS/AVERTISSEMENTS	1-1					
ATTENDANCE/AFFLUENCE	75,239					



**First Round - Group D**  
**Results - Match 16/Aug. 01**

**Premier tour - groupé**  
**Resultats-match 16/01 Aout**

MAR 1 - SAU 0					
NO	NAME	GOALS BUTS	NO	NAME	GOALS BUTS
HALF-TIME/MI-TEMPS [0-0]					
MAR			SAU		
01	Badou, Ezaki	0*	01	Alhsain, Mohamedom	0*
02	Dahan, Saad	0*	02	Aldawasare, Sameija	0*
03	Lands, Abdelmajid	0*	03	Bishy, Hassenma	0*
04	Elbiyaz, Mostafa	SUS	04	Abdulshakor, Sameerao	0*
05	Bouyahiaoui, Noureddine	0*	05	Masod, Abdullah F.	0*
06	Dolmy, Abdelmajid	0*	06	Albishi, Ahmada	0*
07	Elhadaoui, Mustapha	0	07	Alnasisah, Shayemsh	0
08	Mouttaoui, Driss	0*	08	Bayazid, Ahamedaa	NP
09	Hanini, Hassan	0*	09	Mohammed, Majedaa	0*
10	Timoumi, Mohammed	0*	10	Mosaibeth, Fahedms	0*
11	Elbied, Khalid	0	11	Aldosari, Mehaisenmj	0*
12	Hmied, Salaheddine	NP	12	Aldosari, Salmannha	NP
13	Merry, Mustapha	1*	13	Abduljawad, Mohammedam	0*
14	Safri, Mohamed	NP	14	Aldossary, Salehkh	0*
15	Ouadani, Lahcen	0*	15	Alkhamees, Nawafam	NP
16	Janina, Hamid	NP	16	Bakhshwein, Omoro	NP
17	Elghrissi, Abdeslam	0*	21	Aldeayee, Abdullaha	NP

REFEREE/ARBITRE SOSTARIC YUG  
LINESMEN/JUDGES DE TOUCHE SANCHEZ ESP  
MCGINLAY GBR

**First Round-Group D**  
**Statistics (Team) - Match 16 / Aug. 01**

**Premier tour-groupé**  
**Statistiques (equipe) - match 16 / 01 Aout**

EVENT EVENEMENT	TOTAL BUTS	STOPPED BY / BLOQUES PAR			
		GOALS BUTS	KEEPER GARDIEN	DEFENS POTEAUX	POSTS RATES
MAR-SAU					
GOAL ATTEMPTS/TIRS AU BUT					
PENALTY I1M	0- 0	0- 0	0- 0	0- 0	0- 0
ON FREE KICK/SUR COUP FRANC	0- 2	0- 0	0- 0	0- 2	0- 0
IN PHASE OF PLAY/EN JEU	18-14	1- 0	4- 7	4- 5	0- 0
TOTAL	18-16	1- 0	4- 7	4- 7	0- 0
FREE KICKS/COUPS FRANCS					
DIRECT	4-13				
INDIRECT	2- 7				
CORNER KICKS/COUPS DE COIN	4- 6				
OFFSIDE/HORS JEU	2- 7				
PENALTY FOULS/FAUTES	0- 0				
INTO OWN GOAL/BUTS C.S.C.	0- 0				
DISALLOWED GOALS	1- 0				
SUBSTITUTIONS	2- 1				
WARNINGS/AVERTISSEMENTS	3- 0				
ATTENDANCE/AFFLUENCE	36.909				

**First Round-Group A**  
**Results - Match 17 / Aug. 02**

**Premier tour - groupe a**  
**Resultats - match 17 / 02 Aout**

NOR 2 - QAT 0					
NO	NAME	GOALS GUTS	NO	NAME	GOALS GUTS
HALF-TIME/MI-TEMPS (1-0)					
PAT			NOR		
01	Lari, Younis	0*	01	Thorstvedt, Erik	0*
02	Alsowaidi, Mohddeham	0*	02	Fjelberg, Svein	0*
03	Waleed, Sultan	0*	03	Kojedal, Terje	0*
04	Aladsani, Yousuf	NP	04	Eggen, Knut Torbj	0*
05	Alali, Mobarak	0*	05	Sirevaag, Trond	NP
06	Almass, Faraj	0*	06	Ahlsen, Per Egil	0*
07	Suwaide, Mubarak	NP	07	Mordt, Per Edmund	0*
08	Alammari, Mohd	0*	08	Herlovsen, Kai Erik	0*
09	Almajed, Ahmad	NP	09	Gran, Stein	0
10	Alkhater, Mubarak	0*	10	Sundby, Tom	0*
11	Mehaizaa, Salem	NP	11	Kollshaugen, Stein	NP
12	Alsadah, Ali	0*	12	Rise, Ola By	NP
13	Malalla, Adel	0*	13	Vaadal, Joar	2*
14	Ahmad, Ibrahim	0	14	Johansen, Egil F	0*
15	Bakheet, Mansoor	0*	15	Berg, Jan	NP
16	Almohamedi, Khalid	NP	16	Krogsaeter, Andre	0
17	Almohamadi, Issa	0*	17	S&and, Leif Arve	0*

REFEREE/ARBITRE KALOMBO MAW  
LINESMEN/ARBITRE ROTH FRA  
DIAZ COL

**First Round - Group A**  
**Statistics (Team) - Match 17 / Aug. 02**

**Premier tour - groupe a**  
**Statistiques (equipe) - match 17 / 02 Aout**

EVENT EVENEMENT	TOTAL BUTS	STOPPED BY / BLOQUES PAR			
		GOALS BUTS	KEEPER GARDIEN	DEFENS POTEAUX	POSTS RATES
PAT-NOR					
GOAL ATTEMPTS/TIRS AU BUT	0- 0	0- 0	0- 0	0- 0	0- 0
PENALTY I1M	1- 0	0- 0	0- 0	0- 0	0- 0
ON FREE KICK/SUR COUP FRANC	0- 6	0- 0	0- 2	0- 2	0- 0
IN PHASE OF PLAY/EN JEU	1-18	0- 2	0- 7	0- 4	0- 1
TOTAL	2-24	0- 2	0- 9	0- 6	0- 1
FREE KICKS/COUPS FRANCS					
DIRECT	18-25				
INDIRECT	15- 6				
CORNER KICKS/COUPS DE COIN	0- 3				
OFFSIDE/HORS JEU	4-14				
PENALTY FOULS/FAUTES	0- 1				
INTO OWN GOAL/BUTS C.S.C.	0- 0				
DISALLOWED GOALS	0- 0				
SUBSTITUTIONS	1- 2				
WARNINGS/AVERTISSEMENTS	3- 2				
SENT-OFF/EXPULSIONS	2- 0				
ATTENDANCE/AFFLUENCE	17.528				

**First Round-Group B**  
**Results - Match 18 / Aug. 02**

**Premier tour - groupe b**  
**Resultats - match 18 / 02 Aout**

CHI 1 - FRA 1					
NO	NAME	GOALS BUTS	NO	NAME	GOALS BUTS
HALF-TIME/MI-TEMPS (1-0)					
CHI			FRA		
01	Fournier, Eduardo	0*	01	Rust, Albert	0*
02	Ahumada, Daniel	0*	02	Ayache, William	0*
03	Mosquera, Luis	0*	03	Bibard, Michel	NP
04	Martinez, Alex	0*	04	Bijotat, Dominique	0*
05	Contreras, Leonel	0*	05	Brisson, Francois	0*
06	Hisis, Alejandro	0*	06	Cubaynes, Patrick	NP
07	Nunez, Alfredo	NP	07	Garande, Patrice	NP
08	Vera, Jaime	0	08	Jeannol, Philippe	0*
09	Santis, Fernando	1*	09	Lacombe, Guy	0*
10	Marchant, Sergio	0*	10	Lemoult, Jean-Claude	1*
11	Olmos, Juvenal	0*	11	Rohr, Jean-Philippe	0
12	Toledo, Patricio	NP	12	Senac, Didier	0*
13	Perez, Luis	NP	13	Thouvenel, Jean-Christoph	0*
14	Pacheco, Sergio	NP	14	Tow, Jose	0*
15	Ramos, Carlos	0*	15	Xuereb, Daniel	0*
16	Baeza, Jaime	0*	16	Zanon, Jean-Louis	NP
17	Figueroa, Marco	0	17	Bensoussan, Michel	NP

REFEREE/ARBITRE KEIZER HOL  
LINESMEN/JUFES DE TOUCHE SILES CRC  
BELLION USA

**First Round - Group B**  
**Statistics (Team) - Match 18 / Aug. 02**

**Premier tour - groupe b**  
**Statistiques (equipe) - match 18 / 02 Aout**

EVENT EVENEMENT	TOTAL GUTS	STOPPED BY / BLOQUES PAR			
		GOALS GUTS	KEEPER GARDIEN	DEFENS POTEAUX	POSTS RATES
CHI-FRA					
GOAL ATTEMPTS/TIRS AU BUT					
PENALTY I1M	0- 0	0- 0	0- 0	0- 0	0- 0
ON FREE KICK/SUR COUP FRANC	4- 1	0- 0	0- 0	1- 0	0- 0
IN PHASE OF PLAY/EN JEU	5-27	1- 1	0-10	0- 6	0- 0
TOTAL	9-28	1- 1	1-10	1- 6	0- 0
FREE KICKS/COUPS FRANCS					
DIRECT	19-30				
INDIRECT	0- 5				
CORNER KICKS/COUPS DE COIN	2- 9				
OFFSIDE/HORS JEU	0- 2				
PENALTY FOULS/FAUTES	0- 0				
INTO OWN GOAL/BUTS C.S.C.	0- 0				
DISALLOWED GOALS	0- 0				
SUBSTITUTIONS	2- 0				
WARNINGS/AVERTISSEMENTS	0- 1				
ATTENDANCE/AFFLUENCE	28.114				

# Football

## First Round - Group C Results - Match 19/Aug. 02

EGY 1 - USA 1		GOALS	NO	NAME	GOALS
NO	NAME	BUTS			BUTS
HALF-TIME/MI-TEMPS (1-1)					
EGY			USA		
01	Elmaamour, Adel	0*	01	Brcic, David	0*
02	Gadallah, Ali El Sayed	NP	02	Savage, Bruce	0*
03	Yassen, Rabie	0*	03	Thompson, Gregg	0*
04	Saleh, Mahmoud	0	04	Durgan, Jeff	0*
05	Youssif,Ibrahim	0*	05	Tamgi, Kazber	NP
06	Sedky, Yehia	SUS	06	Dibernardo, Angel	0*
07	Ismail, Mostafa	0*	07	Kapp, Erhardt	0*
08	Gharib, Shawk	0*	08	Borja, Heman	0*
09	Abdelghani, Magdy	0*	09	Moyers, Steven	0*
10	Elkhatib, Mahmoud	0*	10	Davis, Richard	0*
11	Soleman, Emad	1*	11	Perez, Hugo	0
12	Abouziad, Taher	0*	12	Crow, Kevin	0*
13	Hamed, Badreidin	0*	13	Willrich, Jean	NP
14	Salem, Nagy	0	14	Fox, Michael	0*
15	Helmy, Mohamad	0*	15	Swanner, Jamie	NP
16	Morsy, Alaa	SUS	16	Hooker, Jeffrey	0
17	Elzeer, Omar	NP	17	Ali, Amyr	NP

REFEREE/ARBITRE ROMERO ARB  
LINESMEN/JUGES DE TOUCHE EVANGELISTA CAN  
MARQUEZ MEX

## First Round - Group C Statistics (Team) - Match 19 / Aug.02

EVENT EVENEMENT	TOTAL GOALS BUTS	STOPPED BY/ BLOQUES PAR				MISSED RATES
		KEEPER GARDIEN	DEFENS POTEAUX	POSTS		
EGY-USA						
GOAL ATTEMPTS/TIRS AU BUT	0- 0	0- 0	0- 0	0- 0	0- 0	0- 0
PENALTY 11M	0- 0	0- 0	0- 0	0- 0	0- 0	1- 0
ON FREE KICK/SUR COUP FRANC	1- 0	0- 0	0- 0	0- 0	0- 0	1- 0
IN PHASE OF PLAY / EN JEU	16-16	1- 1	4- 4	3- 3	1- 1	7- 8
TOTAL	17-16	1- 1	4- 4	3- 3	1- 1	8- 8
FREE KICKS/COUPS FRANCS						
DIRECT	7-10					
INDIRECT	3- 1					
CORNER KICKS/COUPS DE COIN	3- 4					
OFFSIDE/HORS JEU	0- 3					
PENALTY FOULS/FAUTES	0- 0					
INTO OWN GOAL/BUTS C.S.C.	1- 0					
DISALLOWED GOALS	0- 0					
SUBSTITUTIONS	2- 1					
WARNINGS/AVERTISSEMENTS	1- 0					
ATTENDANCE/AFFLUENCE	54,973					

## First Round - Group D Results - Match 20 / Aug.02

CRC 1 - ITA 0		GOALS	NO	NAME	GOALS
NO	NAY	BUTS			BUTS
HALF-TIME/MI-TEMPS (1-0)					
CRC			ITA		
01	Rojas, Marco	0*	01	Tancredi, Franco	NP
04	Hines, Cesar	0*	02	Ferri, Riccardo	0*
05	Obando, Marvin	0*	03	Galli, Filippo	0*
06	Chavarria, German	0*	04	Nela, Sebastiano	SUS
07	Cayasso, Juan	NP	05	Tricella, Roberto	0*
08	Santana, Carlos	0	06	Vierchowod, Pietro	0*
09	Flores, Leonidas	0	07	Bagni, Salvatore	SUS
10	Rivers, Enrique	1*	08	Baresi, Franco	0*
11	Coronado, Evaristo	0*	09	Battistini, Sergio	0*
12	Alpizar, Minor	0*	10	Sabato, Antonio	0*
13	Toppings, Carlos	0*	11	Vignola, Beniamino	0
14	Guardia, Guillermo	0*	12	Zenga, Walter	0*
15	Simpson-Lacey, Miguel	NP	13	Fanna, Pietro	NP
16	Solano, Alvaro	NP	14	Massaro, Daniele	0*
17	Toppings, Carlos	0*	15	Briaschi, Massimo	0*
18	Galagarza, Luis	0*	16	Iorio, Maurizio	0*
			17	Serena, Aldo	0

REFEREE/ARBITRE GEBREYESUS ETH  
LINESMEN/JUGES DE TOUCHE MCGINLAY GBR  
CASTRO CHI

# Football

## First Round -Group D Statistics (Team) - Match 20 / Aug. 02

EVENT EVENEMENT	TOTAL GOALS BUTS	STOPPED BY/ BLOQUES PAR				MISSED RATES
		KEEPER GARDIEN	DEFENS POTEAUX	POSTS		
CRC-ITA						
GOAL ATTEMPTS/TIRS AU BUT	0- 0	0- 0	0- 0	0- 0	0- 0	0- 0
PENALTY 11M	0- 0	0- 0	1- 1	1- 0	0- 0	0- 0
ON FREE KICK/SUR COUP FRANC	2- 1	0- 0	1- 1	1- 0	0- 0	0- 0
IN PHASE OF PLAY/EN JEU	4-24	1- 0	1- 3	1- 5	0- 0	2-16
TOTAL	6-25	1- 0	2- 4	2- 5	0- 0	2-16
FREE LOCL/COUPS FRANCS						
DIRECT	8- 7					
INDIRECT	7- 2					
CORNER KICKS/COUPS DE COIN	1- 1					
OFFSIDE/HORS JEU	0- 2					
PENALTY FOULS/FAUTES	0- 0					
INTO OWN GOAL/BUTS C.S.C.	0- 0					
DISALLOWED GOALS	0- 0					
SUBSTITUTIONS	1- 2					
WARNINGS/AVERTISSEMENTS	1- 1					
ATTENDANCE/AFFLUENCE	41,291					

## First Round - Group A Results - Match 21 / Aug.03

CAN 3 - CMR 1		GOALS	NO	NAME	GOALS
NO	NAME	BUTS			BUTS
HALF-TIME/MI-TEMPS (1-0)					
CMR			CAN		
01	Bell, Joseph	0*	01	Lettieri, Tino	0*
02	Mbassieffengue, Luc	0*	02	Lenarduzzi, Bob	0*
03	Sinkot, Isaac Gilbert	NP	03	Wilson, Bruce	0*
04	Bilamo, Michel	0*	04	Moore, Terry	0*
05	Onana Eloundou, Elie	NP	05	Bridge, Ian	0*
06	Kunde, Emmanuel	0*	06	Ragan, Randy	0*
07	Mfede, Louis Paul	1	07	Norman, David	NP
08	Ekeke, Ebelle Eugene	0	08	Gray, Gerry	0*
09	Miller, Albert Roger	0*	09	Garraway, Ken	NP
10	Dang, Dagobert	0*	10	Mitchell, Dale	2*
11	Toube, Charles	0*	11	Sweeney, Mike	0*
12	Ebongue, Ernest	NP	12	Vrablic, Igor	1*
13	Bahoken, Paul	0*	14	Da Luca, Pasquale	NP
14	Abega Mbida,Theophile	0*	15	James, Paul	0*
15	Doumbe Lea, Francois	0*	16	Catlift, John	NP
16	Aoudou, Ibrahim	0*	17	Martin, Craig	NP
17	Songoo, Jacques	NP	22	Habermann, Sven	NP

REFEREE/JUGE DE TOUCHEBARBARESCO ITA  
LINESMEN/JUGES DE TOUCHE SOCHA USA  
RAMCHARAN TRI

## First Round - Group A Statistics (Team) - Match 21 /Aug. 03

EVENT EVENEMENT	TOTAL GOALS BUTS	STOPPED BY/ BLOQUES PAR				MISSED RATES
		KEEPER GARDIEN	DEFENS POTEAUX	POSTS		
CMR-CAN						
GOAL ATTEMPTS/TIRS AU BUT	0- 1	0- 1	0- 0	0- 0	0- 0	0- 0
PENALTY 11M	1- 0	0- 0	0- 0	1- 0	0- 0	0- 0
ON FREE KICK/SUR COUP FRANC	1- 0	0- 0	0- 0	1- 0	0- 0	0- 0
IN PHASE OF PLAY/EN JEU	15-14	1- 2	3- 5	3- 2	0- 0	8- 5
TOTAL	16-15	1- 3	3- 5	4- 2	0- 0	8- 5
FREE KICKS/COUPS FRANCS						
DIRECT	22-21					
INDIRECT	7- 6					
CORNER KICKS/COUPS DE COIN	4- 2					
OFFSIDE/HORS JEU	6- 7					
PENALTY FOULS/FAUTES	1- 0					
INTO OWN GOAL/BUTS C.S.C.	0- 0					
DISALLOWED GOALS	0- 0					
SUBSTITUTIONS	2- 0					
WARNINGS/AVERTISSEMENTS	2- 1					
SENT-OFF/EXPULSION	1- 0					
ATTENDANCE/AFFLUENCE	27,823					





**First Round - Group B**  
**Results - Match 22 / Aug. 03**

**Premier tour - groupe b**  
**Resultats - match 22 / 03 Aout**

YUG 4 - IRQ 2					
NO	NAME	GOALS BUTS	NO	NAME	GOALS BUTS
HALF-TIME / MI-TEMPS (0-2)					
IRQ			YUG		
01	Salman, R. H.	0*	01	Pudar, Ivan	0*
02	Matar, A. D.	0*	02	Capljic, Vlado	0*
03	Allawi, K. H.	NP	03	Baljic, Mirsad	0*
05	Hamid, K. M.	0*	04	Katanec, Srecko	0*
06	Shehab, A.H.	1*	05	Elsner, Marko	0*
07	Awfi, R.H.	0	06	Radanovic, Ljubomir	0*
08	Minshid, K. S.	0*	07	Smajic, Admir	0*
10	Mohammed, H. S.	1*	08	Gracan, Nenad	0*
11	Mahmoud, E. J.	0*	09	Djurovski, Milko	NP
12	Benwan, S. M.	NP	10	Bazdarevic, Mehmed	0
13	Allawi, K. M.	0*	11	Cvetkovic, Borislav	NP
14	Nasser, H. N.	0*	12	Ivkovic, Tomislav	NP
15	Awne, N. H. A.	0*	13	Nikolic, Jovica	1
16	Hassan, M. F.	0*	14	Deveric, Stjepan	3*
17	Yacoub, W. M.	0	15	Milijus, Branko	NP
20	Jassim, A. F. N.	NP	16	Stojkovic, Dragan	0*
			17	Mrkela, Mitar	0*

REFEREE / ARBITRE SANO JPN  
LINESMEN / JUGES DE TOUCHE SILES CRC  
BELLION USA

**First Round - Group B**  
**Statistics (Team) - Match 22 / Aug. 03**

**Premier tour - groupe b**  
**Statistiques (equipe) - match 22 / 03 Aout**

EVENT EVENEMENT	TOTAL GOALS BUTS	STOPPED BY/ BLOQUES PAR			
		KEEPER GARDIEN	DEFENS POTEAUX	POSTS RATES	MISSED
IRQ-YUG					
GOAL ATTEMPTS / TIRS AU BUT					
PENALTY 11M	0- 0	0- 0	0- 0	0- 0	0- 0
ON FREE KICK / SUR COUP FRANC	0- 2	0- 0	0- 0	0- 0	0- 0
IN PHASE OF PLAY/EN JEU	19-20	2- 4	7- 8	3- 7	0- 0
TOTAL	19-22	2- 4	7- 8	3- 7	0- 0
FREE KICKS / COUPS FRANCS					
DIRECT	22- 7				
INDIRECT	1- 7				
CORNER KICKS / COUPS DE COIN	8- 7				
OFFSIDE / HORS JEU	7- 4				
PENALTY FOULS / FAUTES	0- 0				
INTO OWN GOAL / BUTS C.S.C.	0- 0				
DISALLOWED GOALS	0- 0				
SUBSTITUTIONS	2- 2				
WARNINGS / AVERTISSEMENTS	2- 0				
ATTENDANCE / AFFLUENCE	24,430				

**First Round - Group C**  
**Results-Match 23 / Aug.03**

**Premier tour - groupe c**  
**Resultats - match 23 / 03 Aout**

FRG 6 - SAU 0					
NO	NAME	GOALS BUTS	NO	NAME	GOALS BUTS
HALF-TIME/MI-TEMPS (4-0)					
SAU			FRG		
01	Alhsain, Mohamedom	0*	01	Franke, Bernd	0*
02	Aldawasare, Sameija	0*	02	Bockenfeld, Manfred	0*
03	Bishy, Hassenma	0*	03	Dickgiesser, Roland	NP
04	Abdulshakor, Sameerao	0*	04	Bast,Dieter	0*
05	Masod, Abdullah F.	NP	05	Wehmeyer, Bernd	0*
06	Albishi, Ahmada	0*	06	Buchwald, Guido	0*
07	Alnasisah, Shayemsh	NP	07	Groh, Juergen	0*
08	Bayazid,Ahamedaa	0*	08	Bommer,Rudolf	2*
09	Mohammed, Majedaa	0*	09	Schatzschneider, Dieter	NP
10	Mosaibeth, Fahedms	0*	10	Brehme, Andreas	0*
11	Aldosati, Mehaisenmj	0*	11	Mill, Frank	1*
12	Aldosari, Salmannha	0	12	Junghans, Walter	NP
13	Abduljawad, Mohammedam	0*	13	Schoen, Alfred	0
14	Aldossary, Salehkh	0	14	Lux, Peter	0
15	Alkhamees, Nawafam	NP	15	Rahn,Uwe	1*
16	Bakshwein, Omaro	0*	16	Schreier, Christian	2*
21	Aldeayee, Abdullaha	NP	17	Schlindwein, Dieter	NP

REFEREE / ARBITRE IGNA RON  
LINESMEN/ JUGES BE TOUCHE CHA KOR  
QUINIOU FRA

**First Round - Group C**  
**Statistics (Team) - Match 23 / Aug.03**

**Premier tour - groupe c**  
**Statistiques (equipe) - match 23/03 Aout**

EVENT EVENEMENT	TOTAL GOALS RUTS	STOPPED BY/ BLOQUES PAR			
		KEEPER GARDIEN	DEFENS POTEAUX	POSTS RATES	MISSED
SAU-FRG					
GOAL ATTEMPTS/TIRS AU BUT					
PENALTY 11M	0- 0	0- 0	0- 0	0- 0	0- 0
ON FREE KICK/SUR COUP FRANC	0- 0	0- 0	0- 0	0- 0	0- 0
IN PHASE OF PLAY/EN JEU	12-20	0- 6	3- 7	3- 2	0- 0
TOTAL	12-20	0- 6	3- 7	3- 2	0- 0
FREE KICKS/COUP FRANCS					
DIRECT	13- 9				
INDIRECT	6- 0				
CORNER KICKS/COUPS DE COIN	4- 5				
OFFSIDE/HORS	0- 9				
PENALTY FOULS/FAUTES	0- 0				
INTO OWN GOAL/BUTS C.S.C.	0- 0				
DISALLOWED GOALS	0- 0				
SUBSTITUTIONS	1- 0				
WARNINGS/AVERTISSEMENTS	1- 0				
ATTENDANCE/AFFLUENCE	26,242				

**First Round - Group D**  
**Results - Match 24 / Aug. 03**

**Premier tour - groupe d**  
**Resultats - match 24 / 03 Aout**

BRA 2 - MAR 0					
NO	NAME	GOALS BUTS	NO	NAME	GOALS BUTS
HALF-TIME/MI-TEMPS (0-0)					
MAR			RNA		
01	Badou, Ezaki	0*	01	Rinaldi, Gilmar	0*
02	Dahan, Saad	0*	02	Silva, Ronaldo	0*
03	Lamris, Abdelmajid	0*	03	Brum, Jorge Luiz	NP
04	Elbiyaz, Mostafa	0*	04	Galvao, Mauro	0*
05	Bouyahiaoui, Nouredine	0*	05	Kaeser, Ademir Rock	0*
06	Dolmy, Abdelmajid	0*	06	Ferreira, Andre Luiz	SUS
07	Elhadaoui, Mustapha	NP	07	Santos, Paulo	NP
08	Mouttaqui, Driss	NP	08	Verri, Carlos	1*
09	Hanini, Hassan	NP	09	Leiehardt Neto, Joao	1
10	Timoumi, Mohammed	0*	10	Oliveira, Augilmar	0*
11	Elbied, Khalid	0*	11	Paiva, Silvio	0*
12	Hmied, Salaheddine	NP	12	Dias, Luiz	NP
13	Merry, Mustapha	0*	13	Winck, Luiz Carlos	0*
14	Safri, Mohamed	NP	14	Silva, Davi Cortez	0*
15	Quadani, Lahcen	0*	15	Gil, Antonio Jose	0*
16	Janina, Hamid	0	16	Vidal, Francisco	0*
17	Elghrissi, Abdeslam	0*	17	Cruz, Milton	NP

REFEREE/ARBITRE SANCHEZ ESP  
LINESMEN/JUGES DE TOUCHE GEBAYESUS ETA  
SOBTARID YUG

**First Round - Group D**  
**Statistics (Team) - Match 24 / Aug. 03**

**Premier tour - groupe d**  
**Statistiques (equipe) - match 24 / 03 Aout**

EVENT EVENEMENT	TOTAL GOALS RUTS	STOPPED BY/ BLOQUES PAR			
		KEEPER GARDIEN	DEFENS POTEAUX	POSTS RATES	MISSED
MAR-BRA					
GOAL ATTEMPTS/TIRS AU BUT					
PENALTY 11M	0- 0	0- 0	0- 0	0- 0	0- 0
ON FREE KICK/SUR COUP FRANC	0- 0	0- 0	0- 0	0- 0	0- 0
IN PHASE OF PLAY/EN JEU	6-13	0- 2	4- 3	0- 1	0- 0
TOTAL	6-13	0- 2	4- 3	0- 1	0- 0
FREE KICKS/COUPS FRANCS					
DIRECT	11-10				
INDIRECT	3- 5				
CORNER KICKS/COUPS DE COIN	3- 5				
OFFSIDE/HORS JEU	5- 3				
PENALTY FOULS/FAUTES	0- 0				
INTO OWN GOAL/BUTS C.S.C.	0- 0				
DISALLOWED GOALS	0- 0				
SUBSTITUTIONS	2- 1				
WARNINGS/AVERTISSEMENTS	0- 1				
ATTENDANCE/AFFLUENCE	49,355				

# Football

## Quarter-Finals Results - Match 25/Aug. 05

ITA 1 - CHI 0		GOALS		NO		NAME		GOALS	
NO	NAME	BUTS						BUTS	
HALF-TIME/MI-TEMPS									
END OF REGULATION TIME/									
FIN DU TEMPS REGULIER									
ITA					CHI				
01	Tancredi, Franco	0*	01	Fournier, Eduardo	0*				
02	Ferri, Riccardo	0*	02	Ahumada, Daniel	0*				
03	Galli, Filippo	0*	03	Mosquera, Luis	0*				
04	Nela, Sebastiano	SUS	04	Martinez, Alex	0*				
05	Tricella, Roberto	0*	05	Contreras, Leonel	0*				
06	Vierchowod, Pietro	0*	06	Hisis, Alejandro	0*				
07	Bagni, Salvatore	0*	07	Nunez, Alfredo	0*				
08	Baresi, Franco	NP	08	Vera, Jaime	NP				
09	Battistini, Sergio	0	09	Santis, Fernando	0				
10	Sabato, Antonio	0*	10	Marchant, Sergio	0				
11	Vignola, Beniamino	1*	11	Olmos, Juvenal	0*				
12	Zenga, Walter	NP	12	Toledo, Patricio	NP				
13	Fanna, Pietro	0*	13	Perez, Luis	NP				
14	Massaro, Daniele	0*	14	Pacheco, Sergio	NP				
15	Briaschi, Massimo	NP	15	Ramos, Carlos	0*				
16	Iorio, Maurizio	0	16	Baeza, Jaime	0*				
17	Serena, Aldo	0*	17	Figuerola, Marco	0*				
REFEREE/ARBITRE MCGINLAY GBR									
LINESMEN/JUGES DE TOUCHE SOCHA USA									
EL SELMY KUW									

## Quarter-Finals Statistics (Team) - Match 25/Aug. 05

EVENT	TOTAL	GOALS	STOPPED		BY/BLOQUES		PAR
			KEEPER	DEFENS	POSTS	MISSED	
EVENT	EVENT	BUTS	GARDIEN	POTEAUX	RATES		
ITA-CHI							
GOAL ATTEMPTS/TIRS AU BUT							
PENALTY 11M	1- 0	1- 0	0- 0	0- 0	0- 0	0- 0	
ON FREE KICK/SUR COUP FRANC	0- 2	0- 0	0- 0	0- 2	0- 0	0- 0	
IN PHASE OF PLAY/EN JEU	17-17	0- 0	7- 3	3- 5	0- 0	0- 0	
TOTAL	18-19	1- 0	7- 3	3- 7	0- 0		
FREE KICKS/COUPS FRANCS							
DIRECT	24-31						
INDIRECT	18- 6						
CORNER KICKS/COUPS DE COIN	5- 7						
OFFSIDE/HORS JEU	6- 2						
PENALTY FOULS/FAUTES	0- 1						
INTO OWN GOAL/BUTS C.S.C.	0- 0						
DISALLOWED GOALS	0- 0						
SUBSTITUTIONS	2- 2						
WARNINGS/AVERTISSEMENTS	4- 4						
ATTENDANCE/AFFLUENCE	67,039						

## Quarter-Finals Results - Match 26/Aug. 05

FRA 2 - EGY 0		GOALS		NO		NAME		GOALS	
NO	NAME	BUTS						BUTS	
HALF-TIME/MI-TEMPS									
FRA					EGY				
01	Rust, Albert	0*	01	Elmaamour, Adel	SUS				
02	Ayache, William	0*	02	Gadallah, Ali El Bayed	NP				
03	Bibard, Michel	NP	03	Yassen. Rabie	0*				
04	Bijotat, Dominique	0*	04	Saleh, Mahmoud	NP				
05	Brisson, Francois	0*	05	Youssif, Ibrahim	0*				
06	Cubaynes, Patrick	NP	06	Sedky,Yehia	SUS				
07	Garande, Patrice	0	07	Ismail, Mostafa	0				
08	Jeanol, Philippe	0*	08	Gharib,Shawki	0*				
09	Lacombe, Guy	0*	09	Abdelghani, Magdy	0*				
10	Lemoult, Jean-Claude	0*	10	Elkhatib, Mahmoud	0*				
11	Rohr, Jean-Philippe	0	11	Soleman, Emad	0*				
12	Senac, Didier	0*	12	Abouzied, Taher	0*				
13	Thouvenel, Jean-Christoph	0*	13	Hamed, Badreldin	0*				
14	Toure, Jose	0*	14	Helmy, Mohamad	0				
15	Xuereb, Daniel	2*	15	Elzeer, Omar	0*				
16	Zanon, Jean-Louis	NP	16	Morsy, Alaa	0*				
17	Bensoussan, Michel	NP	17	Salem, Nagy	0*				
REFEREE/ARBITRE CHA KOR									
LINESMEN/JUGES DE TOUCHE KEIZER HOL									
MARQUEZ MEX									

# Football

## Quarter-Finals Statistics (Team) - Match 26/Aug. 05

EVENT	TOTAL	GOALS	STOPPED		BY/BLOQUES		PAR
			KEEPER	DEFENS	POSTS	MISSED	
EVENT	EVENT	BUTS	GARDIEN	POTEAUX	RATES		
FRA-EGY							
GOAL ATTEMPTS/TIRS AU BUT							
PENALTY 11M	0- 0	0- 0	0- 0	0- 0	0- 0	0- 0	
ON FREE KICK/SUR COUP FRANC	2- 0	0- 0	0- 0	0- 0	0- 0	0- 0	
IN PHASE OF PLAY/EN JEU	7- 4	2- 0	2- 0	2- 1	0- 0	0- 0	
TOTAL	9- 4	2- 0	2- 0	2- 1	0- 0		
FREE KICKS/COUPS FRANCS							
DIRECT	7-10						
INDIRECT	1- 1						
CORNER KICKS/COUPS DE COIN	2- 3						
OFFSIDE/HORS JEU	3- 1						
PENALTY FOULS/FAUTES	0- 0						
INTO OWN GOAL/BUTS C.S.C.	0- 0						
DISALLOWED GOALS	0- 0						
SUBSTITUTIONS	2- 2						
WARNINGS/AVERTISSEMENTS	0- 0						
ATTENDANCE/AFFLUENCE	66,228						

## Quarter-Finals Results - Match 27/Aug. 06

BRA 1 - CAN 1		GOALS		NO		NAME		GOALS	
NO	NAME	BUTS						BUTS	
HALF-TIME/MI-TEMPS (0- 0)									
END OF OVERTIME/FIN DU TEMPS SUPPLEMENTAIRE (1- 1)									
PENALTY KICKS/COUP DE PENALITE (4- 2)									
BRA					CAN				
01	Rinaldi, Gilmar	0*	01	Lettieri, Tino					
02	Silva, Ronald	0*	02	Lenarduzzi, Bob					
03	Brum, Jorge Luiz	0*	03	Wilson, Bruce					
04	Galvao, Mauro	0*	04	Moore, Terry					
05	Kaaser, Ademir Rock	0*	05	Bridge, Ian					
06	Ferreira, Andre Luiz	0*	06	Ragan, Randy					
07	Santos, Paul	0	07	Norman, David					
08	Verri, Carlo s	0*	08	Gray,Gerry					
09	Lelehardt Neto, Joa o	0	09	Garraway, Ken					
10	Oliveira, Augilmar	1*	10	Mitchell, Dale					
11	Paiva, Silvio	0*	11	Sweeney, Mike					
12	Dias,Luiz	NP	12	Vrablic, Igor					
13	Winck, Luiz Carlos	NP	14	De Luca, Pasquale					
14	Silva, Davi Cortez	NP	15	James, Paul					
15	Gil, Antonio Jose	0*	16	Catliiff, John					
16	Vidal, Francisco	0*	17	Martin, Craig					
17	Cruz, Milton	NP	22	Habermann, Sven					
REFEREE/ARBITRE SILES CRC									
LINESMEN/JUGES DE TOUCHE SANCHEZ ESP									
SOCHA USA									

## Quarter-Finals Statistics (Team) - Match 27/Aug. 06

EVENT	TOTAL	GOALS	STOPPED		BY/ BLOQUES		PAR
			KEEPER	DEFENS	POSTS	MISSED	
EVENT	EVENT	BUTS	GARDIEN	POTEAUX	RATES		
REGULATION & OVERTIME/REGLEMENT & TEMPS SUPPLEMENTAIRE							
BRA-CAN							
GOAL ATTEMPTS/TIRS AU BUT							
PENALTY 11M	0- 0	0- 0	0- 0	0- 0	0- 0	0- 0	
ON FREE KICK/SUR COUP FRANC	2- 2	0- 0	0- 0	0- 0	0- 0	2- 2	
IN PHASE OF PLAY/EN JEU	20-11	1- 1	7- 5	6- 1	0- 2	6- 2	
TOTAL	22-13	1- 1	7- 5	6- 1	0- 2	8- 6	
FREE KICKS/COUPS FRANCS							
DIRECT	25-27						
INDIRECT	12- 8						
CORNER KICKS/COUPS DE COIN	7- 6						
OFFSIDE/HORS JEU	6- 5						
PENALTY FOULS/FAUTES	0- 0						
INTO OWN GOAL/BUTS C.S.C.	0- 0						
DISALLOWED GOALS	0- 1						
SUBSTITUTIONS	0- 1						
WARNINGS/AVERTISSEMENTS	0- 2						
ATTENDANCE/AFFLUENCE	36,150						



**Quarter-Finals**  
Results - Match 28 / Aug. 06

**Quarts de finale**  
Resultats - match 28 / 06 Aout

YUG 5 - FRG 2							
NO	NAME	GOALS BUTS	NO	NAME	GOALS BUTS		
HALF-TIME/MI-TEMPS (2-2)							
YUG				FRG			
01	Pudar, Ivan	NP	01	Franke, Bernd	0*		
02	Capljic, Vlado	NP	02	Bockenfeld, Manfred	0*		
03	Baljic, Mirsad	0*	03	Dickgiesser, Roland	NP		
04	Katanec, Srecko	0*	04	Bast, Dieter	0*		
05	Elsner, Marko	0*	05	Wehmeyer, Bernd	0*		
06	Radanovic, Ljubomir	1*	06	Buchwald, Guido	0*		
07	Smajic, Admir	NP	07	Groh, Juergen	0*		
08	Gracan, Nenad	1*	08	Bommer, Rudolf	1*		
09	Djurovski, Milko	NP	09	Schatzschneider, Dieter	0		
10	Bazdarevic, Mehmed	0*	10	Brehme, Andreas	0*		
11	Cvetkovic, Borislav	3*	11	Mill, Frank	0*		
12	Ivkovic, Tomislav	0*	12	Junghans, Walter	NP		
13	Nikolic, Jovica	0*	13	Schoen, Alfred	NP		
14	Deveric, Stjepan	0*	14	Lux, Peter	NP		
15	Miljus, Branko	0*	15	Rahn, Uwe	1*		
16	Stojkovic, Dragan	0	16	Schreier, Christian	0*		
17	Mrkela, Miar	0	17	Schindwein, Dieter	NP		
REFEREE/ARBITRE		ROMERO	ARG				
LINESMEN/JUGES DE TOUCHE		DIAZ	COL				
		MARQUEZ	MEX				

**Quarter - Finals**  
Statistics (Team) - Match 28 / Aug. 06

**Quartier de finale**  
Statistiques (equipe) - match 28 / 06 Aout

EVENT	TOTAL GOALS BUTS	STOPPED BY/ BLOQUES PAR				POSTS MISSED
		KEEPER	DEFENS	POTEAUX	RATES	
EVENT		GARDIEN				
YUG-FRG						
GOAL ATTEMPTS/TIRS AU BUT						
PENALTY 11M	1- 0	1- 0	0- 0	0- 0	0- 0	0- 0
ON FREE KICK/SUR COUP FRANC	0- 1	0- 0	0- 0	0- 0	0- 0	0- 1
IN PHASE OF PLAY/EN JEU	10-16	4- 2	4- 4	0- 2	0- 1	2- 7
TOTAL	11-17	5- 2	4- 4	0- 2	0- 1	2- 8
FREE KICKS/COUPS FRANCS						
DIRECT	16-18					
INDIRECT	4- 5					
CORNER KICKS/COUPS DE COIN	3- 6					
OFFSIDE/HORS JEU	4- 2					
PENALTY FOULS/FAUTES	1- 0					
INTO OWN GOAL/BUTS C.S.C.	0- 0					
DISALLOWED GOALS	0- 0					
SUBSTITUTIONS	2- 1					
WARNINGS/AVERTISSEMENTS	2- 1					
ATTENDANCE/AFFLUENCE	58,439					

**Semi-Finals**  
Results - Match 29 / Aug. 08

**Demi-finales**  
Resultats - match 29 / 08 Aout

FRA 4 - YUG 2							
NO	NAME	GOALS BUTS	NO	NAME	GOALS BUTS		
HALF-TIME/MI-TEMPS (2-0)							
END OF REGULATION TIME/FIN DU TEMPS REGULIER (2-2)							
END OF OVERTIME/FIN DU TEMPS SUPPLEMENTAIRE (4-2)							
FRA				YUG			
01	Rust, Albert	0*	01	Pudar, Ivan	NP		
02	Ayache, William	0*	02	Capljic, Vlado	NP		
03	Bibard, Michel	0	03	Baljic, Mirsad	0*		
04	Bijotat, Dominique	1*	04	Katanec, Srecko	0*		
05	Brisson, Francois	0*	05	Elsner, Marko	0*		
06	Cubaynes, Patrick	NP	06	Radanovic, Ljubomir	0*		
07	Garande, Patrice	NP	07	Smajic, Admir	NP		
08	Jeannol, Philippe	1*	08	Gracan, Nenad	0*		
09	Lacombe, Guy	1*	09	Djurovski, Milko	NP		
10	Lemoult, Jean-Claude	0*	10	Bazdarevic, Mehmed	0*		
11	Rohr, Jean-Philippe	0*	11	Cvetkovic, Borislav	1*		
12	Senac, Didier	0*	12	Ivkovic, Tomislav	0*		
13	Thouvenel, Jean-Christoph	0*	13	Nikolic, Jovica	0*		
14	Toure, Jose	NP	14	Deveric, Stjepan	1*		
15	Xuereb, Daniel	1*	15	Miljus, Branko	0*		
16	Zanon, Jean-Louis	0	16	Stojkovic, Dragan	0		
17	Bensoussan, Michel	NP	17	Mrkela, Mitar	0		
REFEREE/ARBITRE		RAMIREZ	MEX				
LINESMEN/JUGES DE TOUCHE		ROMERO	ARG				
		EVANGELISTA	CAN				

**Semi-Finals**  
Statistics (Team) - Match 29 / Aug. 08

**Demi-finales**  
Statistiques (equipe) - match 29 / 08 Aout

EVENT	TOTAL GOALS BUTS	STOPPED BY/ BLOQUES PAR				POSTS MISSED
		KEEPER	DEFENS	POTEAUX	RATES	
EVENT		GARDIEN				
FRA-YUG						
GOAL ATTEMPTS/TIRS AU BUT						
PENALTY 11M	0- 0	0- 0	0- 0	0- 0	0- 0	0- 0
ON FREE KICK/SUR COUP FRANC	3- 0	1- 0	1- 0	0- 0	0- 0	1- 0
IN PHASE OF PLAY/EN JEU	20-18	3- 2	7- 5	1- 5	0- 0	9- 6
TOTAL	23-18	4- 2	8- 5	1- 5	0- 0	10- 6
FREE KICKS/COUPS FRANCS						
DIRECT	20-36					
INDIRECT	4- 2					
CORNER KICKS/COUPS DE COIN	4- 8					
OFFSIDE/HORS JEU	2- 4					
PENALTY FOULS/FAUTES	0- 0					
INTO OWN GOAL/BUTS C.S.C.	0- 0					
DISALLOWED GOALS	0- 0					
SUBSTITUTIONS	2- 2					
WARNINGS/AVERTISSEMENTS	1- 4					
SENT OFF/EXPULSIONS	0- 2					
ATTENDANCE/AFFLUENCE	97,451					

**Semi-Finals**  
Results - Match 30 / Aug. 08

**Demi-finales**  
Resultats - match 30 / 08 Aout

BRA 2 - ITA 1							
NO	NAME	GOALS BUTS	NO	NAME	GOALS BUTS		
HALF-TIME/MI-TEMPS (0-0)							
END OF REGULATION TIME/FIN DU TEMPS REGULIER (1-1)							
END OF OVERTIME/FIN DU TEMPS SUPPLEMENTAIRE (2-1)							
ITA				BRA			
01	Tancredi, Franco	0*	01	Rinaldi, Gilmar	0*		
02	Ferri, Riccardo	SUS	02	Silva, Ronaldo	1*		
03	Galli, Filippo	0*	03	Brum, Jorge Luiz	0*		
04	Nela, Sebastiano	0*	04	Galvao, Mauro	0*		
05	Tricella, Roberto	0*	05	Kaesser, Ademir Rock	0*		
06	Vierchowod, Pietro	0*	06	Ferreira, Andre Luiz	0*		
07	Bagni, Salvatore	0*	07	Bantos, Paulo	NP		
08	Baresi, Franco	0*	08	Verrri, Carlos	0*		
09	Battistini, Sergio	0	09	Leiehardt Neto, Joao	0*		
10	Sabato, Antonio	0*	10	Oliveira, Augilmar	1*		
11	Vignola, Beniamino	SUS	11	Paiva, Silvio	0*		
12	Zenga, Walter	NP	12	Dias, Luiz	NP		
13	Fanna, Pietro	1*	13	Winck, Luiz Carlos	NP		
14	Massaro, Daniele	0*	14	Silva, Davi Cortez	NP		
15	Briaschi, Massimo	NP	15	Gil, Antonio Jose	0*		
16	Iorio, Maurizio	0	16	Vidal, Francisco	0		
17	Serena, Aldo	0*	17	Cruz, Milton	0		
REFEREE/ARBITRE		SOCHA	USA				
LINESMEN/JUGES DE TOUCHE		MCGINLAY	GBR				
		EL SELMY	KUW				

**Semi-Finals**  
Statistics (Team) - Match 30/Aug. 08

**Demi-finales**  
Statistiques (equip) - match 30/08 Aout

EVENT	TOTAL GOALS BUTS	STOPPED BY/ BLOQUES PAR				POSTS MISSED
		KEEPER	DEFENS	POTEAUX	RATES	
EVENT		GARDIEN				
ITA-BRA						
GOAL ATTEMPTS/TIRS AU BUT						
PENALTY 11M	0- 0	0- 0	0- 0	0- 0	0- 0	0- 0
ON FREE KICK/SUR COUP FRANC	2- 4	0- 0	1- 3	0- 0	0- 0	1- 1
IN PHASE OF PLAY/EN JEU	10-18	1- 2	1- 3	4- 3	0- 0	4-10
TOTAL	12-22	1- 2	2- 6	4- 3	0- 0	5-11
FREE KICKS/COUPS FRANCS						
DIRECT	42-26					
INDIRECT	4-14					
CORNER KICKS/COUPS DE COIN	5- 5					
OFFSIDE/HORS JEU	3- 5					
PENALTY FOULS/FAUTES	0- 0					
INTO OWN GOAL/BUTS C.S.C.	0- 0					
DISALLOWED GOALS	0- 0					
SUBSTITUTIONS	2- 2					
WARNINGS/AVERTISSEMENTS	2- 2					
SENT OFF/EXPULSIONS	0- 0					
ATTENDANCE/AFFLUENCE	83,642					

# Football

## Finals (3-4 Places) Results-Match 31/Aug.10

YUG 2 - ITA 1	GOALS NO	NAME	GOALS
NO NAME	BUTS		BUTS
HALF-TIME/MI-TEMPS (0-1)			
YUG		ITA	
01 Pudar, Ivan	0*	01 Tancredi, Franco	0*
02 Capljic, Vlado	0*	02 Ferri, Riccardo	NP
03 Baljic, Mirsad	1*	03 Galli, Filippo	0*
04 Katanec, Srecko	0*	04 Nela, Sebastiano	0*
05 Elsner, Marko	0*	05 Tricella, Roberto	0*
06 Radanovic, Ljubomir	0*	06 Vierchowod, Pietro	0*
07 Smajic, Admir	NP	07 Bagni, Salvatore	0*
08 Gracan, Nenad	0*	08 Baresi, Franco	0*
09 Djurovski, Milko	NP	09 Battistini, Sergio	0
10 Bazdarevic, Mehmed	0*	10 Sabato, Antonio	NP
11 Cvetkovic, Borislav	SUS	11 Vignola, Beniamino	1*
12 Ivkovic, Tomislav	NP	12 Zenga, Waiter	NP
13 Nikolic, Jovica	SUS	13 Fanna, Pietro	NP
14 Deveric, Stjepan	1*	14 Massaro, Daniele	0*
15 Miljus, Branko	0*	15 Briaschi, Massimo	0
16 Stojkovic, Dragan	0*	16 Iorio, Maurizio	0*
17 Mrkela, Mitar	SUS	17 Serena, Aldo	0*

REFEREE/ARBITRE MCGINLAY GBR  
LINESMEN/JUGES DE TOUCHE SILES CRC  
GEBREYESUS ETH

## Finals (3-4 Places) Statistics (Team)-Match 31/Aug.10

EVENT EVENEMENT	TOTAL BUTS	STOPPED BY/BLOQUES PAR			
		GOALS GARDIEN	DEFENS POTEAUX	MISSED RATES	
YUG-ITA					
GOAL ATTEMPTS/TIRS AU BUT					
PENALTY 11M	0- 1	0- 1	0- 0	0- 0	0- 0
ON FREE KICK/SUR COUP FRANC	2- 1	0- 0	0- 1	0- 0	2- 0
IN PHASE OF PLAY/EN JEU	18- 3	2- 0	2- 1	7- 0	7- 2
TOTAL	20- 5	2- 1	2- 2	7- 0	9- 2
FREE KICKS/COUPS FRANCS					
DIRECT	16-15				
INDIRECT	0- 3				
CORNER KICKS/COUPS DE COIN	9- 1				
OFFSIDE/HORS JEU	3- 0				
PENALTY FOULS/FAUTES	0- 1				
INTO OWN GOAL/BUTS C.S.C.	0- 0				
DISALLOWED GOALS	0- 0				
SUBSTITUTIONS	0- 2				
WARNINGS/AVERTISSEMENTS	1- 1				
ATTENDANCE/AFFLUENCE	100,374				

## Finals (1-2 Places) Results-Match 32/Aug.11

FRA 2 - BRA 0	GOALS NO	NAME	GOALS
NO NAME	BUTS		BUTS
HALF-TIME/MI-TEMPS (0-0)			
FRA		BRA	
01 Rust, Albert	0*	01 Rinaldi, Gilmar	0*
02 Ayache, William	0*	02 Silva,Ronaldo	0*
03 Bibard, Michel	0*	03 Brum, Jorge Luiz	0*
04 Bijotat, Dominique	0*	04 Galvao, Mauro	0*
05 Brisson, Francois	1*	05 Kaeser, Ademir Rock	0*
06 Cubaynes, Patrick	0	06 Ferreira, Andre Luiz	0*
07 Garande, Patrice	0	07 Santos, Paulo	NP
08 Jeannol, Philippe	0*	08 Verri,Carlos	0*
09 Lacombe,Guy	0*	09 Leiehardt Neto, Joao	0*
10 Lemoult, Jean-Claude	0*	10 Oliveira, Augilmar	0*
11 Rohr, Jean-Philippe	0*	11 Paiva, Silvio	0*
12 Senac, Didier	NP	12 Dias, Luiz	NP
13 Thouvenel, Jean-Christoph	NP	13 Winck, Luiz Carlos	NP
14 Toure, Jose	NP	14 Silva, Davi Cortez	NP
15 Xuereb, Daniel	1*	15 Gil, Antonio Jose	0*
16 Zanon, Jean-Louis	0*	16 Vidal, Francisco	0
17 Bensoussan, Michel	NP	17 Cruz, Milton	0

REFEREE/ARBITRE KEIZER HOL  
LINESMEN/JUGES DE TOUCHE ROMERO ARG  
CHA KOR

# Football

## Finals (1-2 Places) Statistics (Team) - Match 32/Aug. 11

EVENT EVENEMENT	TOTAL BUTS	STOPPED BY/BLOQUES PAR			
		GOALS GARDIEN	DEFENS POTEAUX	MISSED RATES	
FRA-BRA					
GOAL ATTEMPTS/TIRS AU BUT					
PENALTY 11M	0- 0	0- 0	0- 0	0- 0	0- 0
ON FREE KICK/SUR COUP FRANC	2- 0	0- 0	0- 0	0- 0	2- 0
IN PHASE OF PLAY/EN JEU	10-11	2- 0	2- 3	4- 1	2- 7
TOTAL	12-11	2- 0	2- 3	4- 1	4- 7
FREE KICKS/COUPS FRANCS					
DIRECT	22-18				
INDIRECT	3- 2				
CORNER KICKS/COUPS DE COIN	2- 4				
OFFSIDE/HORS JEU	1- 2				
PENALTY FOULS/FAUTES	0- 0				
INTO OWN GOAL/BUTS C.S.C.	0- 0				
DISALLOWED GOALS	0- 0				
SUBSTITUTIONS	2- 2				
WARNINGS/AVERTISSEMENTS	0- 0				
ATTENDANCE/AFFLUENCE	101,799				

## Finals (1-2 Places) Match Progress - Match 32/Aug. 11

FRA 2 - BRA 0	RESULT	NO	CTRY	NAME
TIME EVENT	RESULTAT			
TEMPS EVENEMENT				
00:00 KICK-OFF/COUP D'ENVOI	0- 0	09	BRA	Leiehardt Neto, Joao
13:00 DIRECT FREE KICK/COUP FRANC		06	BRA	Ferreira, Andre Luiz
26:00 CORNER KICK/COUP DU COIN		15	BRA	Gil, Antonio Jose
33:00 CORNER KICK/COUP DU COIN		16	FRA	Zanon, Jean-Louis
38:00 CORNER KICK/COUP DU COIN		15	BRA	Gil, Antonio Jose
42:00 INJURY/BLESSURE		10	FRA	Lemoult, Jean-Claude
45:00 HALF-TIME/MI-TEMPS	0- 0			
45:00 KICK-OFF/COUP D'ENVOI		05	FRA	Brisson, Francois
55:00 GOAL/BUT	1- 0	05	FRA	Brisson, Francois
58:00 INJURY/BLESSURE		16	FRA	Zanon, Jean-Louis
58:00 SUBSTITUTIONS-OUT		09	BRA	Leiehardt Neto, Joao
SUBSTITUTIONS-IN		16	BRA	Vidal, Francisco
58:00 SUBSTITUTIONS-OUT		15	BRA	Gil, Antonio Jose
SUBSTITUTION-IN		17	BRA	Cruz, Milton
60:00 GOAL/BUT	2- 0	15	FRA	Xuereb, Daniel
67:00 CORNER KICK/COUP DU COIN		11	BRA	Paiva, Silvio
77:00 CORNER KICK/COUP DU COIN		02	FRA	Ayache, William
79:00 SUBSTITUTIONS-OUT		05	FRA	Brisson, Francois
SUBSTITUTIONS-IN		07	FRA	Garande, Patrice
83:00 DIRECT FREE KICK/COUP FRANC		10	BRA	Oliveira, Augilmar
83:00 CORNER KICK/COUP DU COIN		11	BRA	Paiva, Silvio
87:00 SUBSTITUTIONS-OUT		15	FRA	Xuereb, Daniel
SUBSTITUTIONS-IN		06	FRA	Cubaynes, Patrick
90:00 END OF MATCH	2- 0			

## First Round-Group A Team Standing/ Aug. 02

COUNTRY PAYS	POINTS	PLAYED JOUES	WON GAGNES	TIED NULS	LOST PERDUS	GOALS / BUTS		
						FOR	AGAINST	DIFF.
1 FRA	4	3	1	2	0	5	4	+ 1
1 CHI	4	3	1	2	0	2	1	+ 1
3 NOR	3	3	1	1	1	3	2	+ 1
4 QAT	1	3	0	1	2	2	5	- 3

### ROUND PROGRESS/DEROULEMENT DE LA RONDE

	NOR	CHI	FRA	QAT
NOR	X	0-0	1-2	2-0
CHI	0-0	X	1-1	1-0
FRA	2-1	1-1	X	2-2
QAT	0-2	0-1	2-2	X

## First Round - Group B Team Standing/Aug. 03

COUNTRY PAYS	POINTS	PLAYED JOUES	WON GAGES	TIED NULS	LOST PERDUS	GOALS / BUTS		
						FOR	AGAINST	DIFF.
1 YUG	6	3	3	0	0	7	3	+4
2 CAN	3	3	1	1	1	4	3	+1
3 CMR	2	3	1	0	2	3	5	-2
4 IRQ	1	3	0	1	2	3	6	-3

### ROUND PROGRESS/DEROULMENT DE LA RONDE

	YUG	CMR	CAN	IRQ
YUG	X	2-1	1-0	4-2
CMR	1-2	X	1-3	1-0
CAN	0-1	3-1	X	1-1
IRQ	2-4	0-1	1-1	X



**First Round - Group C**  
**Team Standing / Aug. 03**

**Premier tour - groupe c**  
**Classement des equipes / 03 Aout**

COUNTRY PAYS	POINTS	PLAYED JOUES	WON GAGNES	TIED NULS	LOST PERDUS	GOALS / BUTS		
						FOR POUR	AGAINST CONTRE	DIFF.
1 BRA	6	3	3	0	0	6	1	+5
2 FRG	4	3	2	0	1	8	1	+7
3 BAR	2	3	1	0	2	1	4	-3
4 SAU	0	3	0	0	3	1	10	-9

ROUND PROGRESS/DEROULEMENT DE LA RONDE

	FRG	MAR	BRA	SAU
FRG	X	2-0	0-1	6-0
BAR	0-2	X	0-2	1-0
BRA	1-0	2-0	X	3-1
SAU	0-6	0-1	1-3	X

**First Round - Group D**  
**Team Standing / Aug. 02**

**Premier tour - groupe d**  
**Classement des equipes/02 Aout**

COUNTRY PAYS	POINTS	PLAYED JOUES	WON GAGNES	TIED NULS	LOST PERDUS	GOALS / BUTS		
						FOR POUR	AGAINST CONTRE	DIFF.
1 ITA	4	3	2	0	1	2	1	+1
2 EGY	3	3	1	1	1	5	3	+2
3 USA	3	3	1	1	1	4	2	+2
4 CRC	2	3	1	0	2	2	7	-5

ROUND PROGRESS/DEROULEMENT DE LA RONDE

	ITA	EGY	USA	CRC
ITA	X	1-0	1-0	0-1
EGY	0-1	X	1-1	4-1
USA	0-1	1-1	X	3-0
CRC	1-0	1-4	0-3	X

**Match Summary**

**Match Sommaire**

Match	Group		Site	Attendance	
1	A	NOR 0	CHI 0	Harvard	25,000
2	B	FRA 2	QAT 2	Annapolis	29,240
3	C	USA 3	CRC 0	Stanford	78,265
4	D	ITA 1	EGY 0	Rose Bowl	37,430
5	A	CAN 1	IRQ 1	Harvard	17,500
6	B	YUG 2	CMR 1	Annapolis	15,010
7	C	FRG 2	BAR 0	Stanford	23,228
8	D	BRA 3	SAU 1	Rose Bowl	40,779
9	A	FRA 2	NOR 1	Harvard	27,828
10	B	CHI 1	PAT 0	Annapolis	14,508
11	C	EGY 4	CRC 1	Stanford	20,645
12	D	ITA 1	USA 0	Rose Bowl	63,624
13	A	CMR 1	IRQ 0	Harvard	18,432
14	B	YUG 1	CAN 0	Annapolis	19,243
15	C	BRA 1	FRG 0	Stanford	75,239
16	D	MAR 1	SAU 0	Rose Bowl	36,909
17	A	NOR 2	PAT 0	Harvard	17,528
18	B	CHI 1	FRA 1	Annapolis	28,114
19	C	EGY 1	USA 1	Stanford	54,973
20	D	CRC 1	ITA 0	Rose Bowl	41,291
21	A	CAN 3	CMR 1	Harvard	27,823
22	B	YUG 4	IRQ 2	Annapolis	24,430
23	C	FRG 6	SAU 0	Stanford	26,242
24	D	BRA 2	BAR 0	Rose Bowl	49,355
<b>Quarterfinals</b>					
25		ITA 1	CHI 0	Stanford	67,039
25		FRA 2	EGY 0	Rose Bowl	66,228
27		BRA 1*	CAN 1	Stanford	36,150
28		YUG 5	FRG 2	Rose Bowl	58,439
<b>Semi-Finals</b>					
29		FRA 4	YUG 2 (OT)	Rose Bowl	97,451
30		BRA 2	ITA 1 (OT)	Stanford	83,642
<b>Bronze</b>					
		YUG 2	ITA 1	Rose Bowl	100,374
<b>Gold</b>					
		FRA 2	BRA 0	Rose Bowl	101,799

\* - Brazil won 4-2 on Penalty Kick

**Scorer Standing**  
**Aug.11**

**Classment des buterus-**  
**11 Aout**

RANK RANG	CTRY PAYS	NAME	GOALS BUTS	MATCHES
1	YUG	Cvetkovic, Borislav	5	6
	YUG	Deveric, Stjepan	5	6
	FRA	Xuereb, Daniel	5	6
4	BRA	Oliveira, Augilmar	4	5
5	YUG	Nikolic, Jovica	3	6
	FRG	Bommer, Rudolf	3	4
	FRG	Rahn, Uwe	3	4
	CAN	Mitchell, Dale	3	4
	FRA	Brisson, Francois	3	6
10	USA	Davis, Richard	2	3
	QAT	Almohamedi, Khalid	2	3
	EGY	Soleman, Emad	2	4
	NOR	Johansen, Egil F	2	3
	IRQ	Mohammed, H. S.	2	3
	BRA	Verrri, Carlos	2	5
	FRG	Schreier, Christian	2	4
	ITA	Fanna, Pietro	2	6
	ITA	Vignola, Beniamino	2	6
19	YUG	Bajlic, Mirsad	1	6
	CAN	Gray, Gerry	1	4
	YUG	Gracan, Nenad	1	6
	BRA	Leiehardt Neto, Joao	1	5
	IRQ	Shehab, A. H.	1	3
	USA	Willrich, Jean	1	3
	ITA	Serena, Aldo	1	6
	FRA	Garande, Patrice	1	5
	CMR	Miller, Albert Roger	1	3
	BRA	Paiva, Silvio	1	5
	SAU	Mohammed, Majedaa	1	3
	FRG	Brehme, Andreas	1	4
	CHI	Baeza, Jaime	1	4
	NOR	Ahlsen, Per Egil	1	3
	EGY	Gadallah, Ali El Sayed	1	4
	EGY	Abdelghani, Magdy	1	4
	EGY	Elkhatib, Mahmoud	1	4
	CRC	Coronado, Evaristo	1	3
	BAR	Merry, Mustapha	1	3
	CMR	Bahoken, Paul	1	3
	FRA	Lemoult, Jean-Claude	1	5
	CRC	Rivers, Enrique	1	3
	CHI	Santis, Fernando	1	4
	CMR	Mfede, Louis Paul	1	3
	CAN	Vrablic, Igor	1	4
	FRG	Mill, Frank	1	4
	YUG	Radanovic, Ljubomir	1	6
	FRA	Bijotat, Dominique	1	5
	FRA	Jeanol, Philippe	1	5
	FRA	Lacombe, Guy	1	5
	BRA	Silva, Ronaldo	1	5







Officials

**Federation Internationale de Gymnastique (FIG)**

President / president Yuri Titov (URS)  
 Secretary-General / secretaire-general Max Bangerter (SUI)  
 Technical Delegates / delegues techniques Ellen Berger (GDR)  
 Alexandro Lylo (TCH)  
 Janine Rinaldi (FRA)

**LAOOC Administrative Staff / Personnel Administratif de LAOOC**

Co-Commissioners / co-commissaire Hyla Berteau and Richard Berteau  
 Competition Director / directeur du competition Mike Jacki  
 Venue Manager / manager de la venue Greg Brown  
 Sports Manager / manager du sport Susan Wilson

Participants / Participants


Women Femmes	Competitors Competiteurs	Countries Pays	Men Hommes	Competitors Competiteurs	Countries Pays
Team Competition / concours par equipe	65	16	Team Competition / par equipe	71	19
Rhythmic Competition / concours rythmique	33	20			

Legend / Legende

BEAM	balance beam / poutre	PAR.B	parallel bars / barres paralleles
COMPUL	compulsory score / note apres les exercices imposes	RINGS	still rings / anneaux
FLOOR	floor exercise / exercice au sol	S.HOR	pommel horse / cheval-arcons
HOR.B	horizontal bars / barre fixe	UN.B	uneven bars / barres asymetriques
OPTION	optional score / note aux exercices libres	VAULT	vaulting / saut, voltige









# Gymnastics

Women/Team Competition 1a Compulsory Exercises-Subdivision 1 / July 30		Femmes/concours par equipe 1a Exercices imposes-subdivision 1/30 Juil				
GROUP GROUPE	CTRY NAME	VAULT SAUT	UN.B. B. ASY	BEAM POUTR	FLOOR SOL	TOTAL
01	JPN	<b>48.60</b>	<b>44.10</b>	<b>46.45</b>	<b>48.45</b>	<b>187.60</b>
	Yukimori, Ayami	9.50	8.05	9.25	9.55	36.35
	Oyagi, Chihiro	9.70	9.10	8.85	9.60	37.25
	Watanabe, Sae	9.80	8.10	9.30	9.75	36.95
	Kawase, Tokie	9.75	8.80	9.15	9.65	37.35
	Mochizuki, Noriko	9.75	9.30	9.40	9.70	38.15
	Mario, Maiko	9.60	8.80	9.35	9.75	37.50
02	ESP	<b>47.35</b>	<b>44.95</b>	<b>45.30</b>	<b>47.80</b>	<b>185.40</b>
	Navarro, Virginia	9.40	8.45	8.95	9.40	36.20
	Estevez, Margot	9.35	8.60	8.90	9.35	36.20
	Artigas, Marta	9.60	8.95	9.15	9.60	37.30
	Martinez, Irene	9.45	8.75	8.75	9.55	36.50
	Manso, Ana Olivido	9.35	9.30	9.10	9.55	37.30
	Munoz, Laura	9.55	9.35	9.20	9.70	37.80
03	BRA	<b>9.45</b>	<b>9.10</b>	<b>8.95</b>	<b>9.40</b>	<b>36.90</b>
	Figueiredo, Tatiana	9.45	9.10	8.95	9.40	36.90
	ITA	<b>9.55</b>	<b>9.30</b>	<b>8.95</b>	<b>9.20</b>	<b>37.00</b>
	Bortolaso, Laura	9.55	9.30	8.95	9.20	37.00
	KOR	<b>9.65</b>	<b>8.90</b>	<b>8.95</b>	<b>9.30</b>	<b>36.80</b>
	Lee, Jung-Hee	9.65	8.90	8.95	9.30	36.80
	ISR	<b>9.60</b>	<b>7.30</b>	<b>9.20</b>	<b>9.50</b>	<b>35.60</b>
Shim, Jae-Young	9.60	7.30	9.20	9.50	35.60	
ISR	Goldsmith, Nancy	9.20	8.00	8.90	9.30	35.40
	Fridman, Ilmor	9.30	7.20	7.75	9.20	33.45

Women/Team Competition 1a Compulsory Exercises-Subdivision 2 / July 30		Femmes/concours par equipe 1a Exercices imposes-subdivision 2 / 30 Juil				
GROUP GROUPE	CTRY NAME	VAULT SAUT	UN.B. B. ASY	BEAM POUTR	FLOOR SOL	TOTAL
01	USA	<b>49.15</b>	<b>48.60</b>	<b>48.90</b>	<b>49.05</b>	<b>195.70</b>
	Bileck, Pamela	9.80	9.00	9.70	9.70	38.20
	Dusserre, Michelle	9.80	9.85	9.40	9.70	38.75
	Johnson, Kathy	9.85	9.60	9.85	9.80	39.10
	Talavera, Tracee	9.80	9.45	9.65	9.60	38.50
	Mc Namara, Julianne	9.80	9.90	9.85	9.90	39.45
	Retton, Mary Lou	9.90	9.80	9.85	9.95	39.50
	02	FRG	<b>48.00</b>	<b>47.40</b>	<b>46.40</b>	<b>48.05</b>
Beckers, Astrid		9.55	9.00	9.20	9.60	37.35
Golz, Angela		9.50	9.30	9.30	9.60	37.70
Lehmann, Brigitta		9.70	9.45	9.25	9.40	37.80
Heine, Elke		9.65	9.55	9.25	9.70	38.15
Schwarm, Heike		9.55	9.50	9.15	9.50	37.70
Wilhelm, Anja		9.55	9.60	9.40	9.65	38.20

Women/Team Competition 1a Compulsory Exercises-Subdivision 3 / July 30		Femmes/concours par equipe 1a Exercices imposes-subdivision 3 / 30 Juil				
GROUP GROUPE	CTRY NAME	VAULT SAUT	UN.B. B. ASY	BEAM POUTR	FLOOR SOL	TOTAL
01	AUS	<b>9.30</b>	<b>8.60</b>	<b>9.25</b>	<b>9.40</b>	<b>36.55</b>
	Battersby, Keri	9.30	8.60	9.25	9.40	36.55
	AUS	<b>9.40</b>	<b>8.15</b>	<b>9.40</b>	<b>9.40</b>	<b>36.35</b>
	Wilson, Kellie	9.40	8.15	9.40	9.40	36.35
	SWE	<b>8.85</b>	<b>8.70</b>	<b>9.00</b>	<b>9.30</b>	<b>35.85</b>
02	GBR	<b>47.50</b>	<b>45.45</b>	<b>45.40</b>	<b>47.55</b>	<b>185.90</b>
	Lamer, Sally	9.65	8.40	9.00	9.30	36.35
	Price, Hayley	9.40	8.60	8.95	9.55	36.50
	Harrison, Amanda	9.50	9.00	8.70	9.50	36.70
	Williams, Kathleen	9.55	9.20	8.90	9.50	37.15
03	SUI	<b>48.05</b>	<b>45.10</b>	<b>46.00</b>	<b>47.00</b>	<b>186.15</b>
	Seiler, Natalie	9.55	8.80	9.00	9.25	36.60
	Ernst, Bettina	9.55	8.90	8.65	9.45	36.55
	Latanzio, Susi	9.55	9.15	9.15	9.30	37.15
	Beer, Monika	9.65	8.35	9.25	9.35	36.60

Women/Team Competition 1a Compulsory Exercises-Subdivision 4/July 30		Femmes/concours par equipe 1a Exercices imposes-subdivision 4/30 Juil				
GROUP GROUPE	CTRY NAME	VAULT SAUT	UN.B. B. ASY	BEAM POUTR	FLOOR SOL	TOTAL
01	CHN	<b>48.90</b>	<b>47.85</b>	<b>48.25</b>	<b>49.15</b>	<b>194.15</b>
	Huang, Qun	9.60	8.90	9.60	9.70	37.80
	Zhou, Qirui	9.85	9.50	9.60	9.80	38.75
	Wu, Jiani	9.40	9.75	9.75	9.85	38.75
	Ma, Yanhong	9.65	9.90	9.70	9.80	39.05
	Zhou, Ping	9.90	9.55	9.60	9.90	38.95
	Chen, Yongyan	9.90	9.15	9.55	9.80	38.40
02	ROM	<b>49.20</b>	<b>48.90</b>	<b>48.75</b>	<b>49.30</b>	<b>196.15</b>
	Pauca, Simona	9.80	9.70	9.80	9.70	39.00
	Grigoras, Cristina	9.70	9.60	9.65	9.75	38.70
	Stanulet, Mihaela	9.80	9.70	9.70	9.80	39.00
	Cutina, Laura	9.80	9.75	9.65	9.80	39.00
	Agache, Lavinia	9.90	9.85	9.85	9.95	39.55
	Szabo, Ecaterina	9.90	9.90	9.75	10.00	39.55
03	CAN	<b>48.35</b>	<b>45.90</b>	<b>47.10</b>	<b>47.30</b>	<b>188.65</b>
	Brown, Kelly	9.80	8.70	8.95	8.60	36.05
	Zosa, Gigi	9.60	9.35	9.40	9.40	37.75
	Botnen, Anita	9.50	9.10	9.40	9.45	37.45
	Tudos, Jessica	9.50	8.65	9.05	9.35	36.55
	Wittmeier, Bonnie	9.75	9.45	9.55	9.60	38.35
	Thomas, Andrea	9.70	9.30	9.70	9.50	38.20

# Gymnastique

Women/Team Competition 1b Optional Exercises-Subdivision 1 /Aug. 01		Femmes/concours par equipe 1b Exercices a volonte-subdivision 1/01 Aout				
GROUP GROUPE	CTRY NAME	VAULT SAUT	UN.B. B. ASY	BEAM POUTR	FLOOR SOL	TOTAL
01	FRA	<b>9.35</b>	<b>9.60</b>	<b>8.80</b>	<b>8.45</b>	<b>36.20</b>
	Ragazzacci, Corinne	9.35	9.60	8.80	8.45	36.20
	SWE	<b>9.25</b>	<b>8.25</b>	<b>9.05</b>	<b>9.45</b>	<b>36.00</b>
	Adomat, Lena	9.25	8.25	9.05	9.45	36.00
	FRA	<b>9.40</b>	<b>9.40</b>	<b>8.80</b>	<b>9.25</b>	<b>36.85</b>
	Laborderie, Florence	9.40	9.40	8.80	9.25	36.85
02	AUS	<b>9.00</b>	<b>8.80</b>	<b>9.15</b>	<b>8.90</b>	<b>35.85</b>
	Wilson, Kellie	9.00	8.80	9.15	8.90	35.85
	AUS	<b>9.05</b>	<b>9.25</b>	<b>8.50</b>	<b>8.95</b>	<b>35.75</b>
	Battersby, Keri	9.05	9.25	8.50	8.95	35.75
	ISR	<b>9.30</b>	<b>8.25</b>	<b>8.85</b>	<b>8.80</b>	<b>35.20</b>
	Fridman, Ilmor	9.30	8.25	8.85	8.80	35.20
03	ISR	<b>9.10</b>	<b>9.30</b>	<b>9.05</b>	<b>9.20</b>	<b>36.65</b>
	Goldsmith, Nancy	9.10	9.30	9.05	9.20	36.65
	KOR	<b>9.20</b>	<b>7.85</b>	<b>8.85</b>	<b>8.60</b>	<b>34.50</b>
	Shim, Jae-Young	9.20	7.85	8.85	8.60	34.50
	KOR	<b>9.30</b>	<b>9.00</b>	<b>8.50</b>	<b>9.20</b>	<b>36.00</b>
	Lee, Jung-Hee	9.30	9.00	8.50	9.20	36.00

Women/Team Competition 1b Optional Exercises-Subdivision 2/Aug. 01		Femmes/ concours par equipe 1b Exercices a volonte-subdivision 2/01 Aout				
GROUP GROUPE	CTRY NAME	VAULT SAUT	UN.B. B. ASY	BEAM POUTR	FLOOR SOL	TOTAL
01	SUI	<b>47.10</b>	<b>47.35</b>	<b>45.35</b>	<b>47.55</b>	<b>187.35</b>
	Ernst, Bettina	9.30	9.40	8.60	9.35	36.65
	Jervella, Marisa	9.10	8.85	9.00	9.30	36.25
	Beer, Monika	9.40	9.10	8.55	9.55	36.60
	Seiler, Natalie	9.40	9.60	9.15	9.40	37.55
	Latanzio, Susi	9.40	9.50	8.90	9.45	37.25
	Kessler, Romi	9.60	9.75	9.70	9.80	38.85
	02	GBR	<b>48.00</b>	<b>46.45</b>	<b>45.75</b>	<b>47.75</b>
Price, Hayley		9.75	9.05	9.35	9.40	37.55
Lamer, Sally		9.60	9.20	8.75	9.70	37.25
Williams, Kathleen		9.60	8.95	9.40	9.35	37.30
Davies, Natalie		9.45	9.35	9.00	9.50	37.30
Harrison, Amanda		9.60	9.45	9.25	9.55	37.85
Young, Lisa		9.35	9.40	8.50	9.60	36.85

Women/Team Competition 1b Optional Exercises-Subdivision 3/Aug. 01		Femmes/concours par equipe 1b Exercices a volonte-subdivision 3/01 Aout				
GROUP GROUPE	CTRY NAME	VAULT SAUT	UN.B. B. ASY	BEAM POUTR	FLOOR SOL	TOTAL
01	FRG	<b>48.10</b>	<b>47.10</b>	<b>47.45</b>	<b>46.65</b>	<b>189.30</b>
	Schwarm, Heike	9.35	9.25	9.50	9.05	37.15
	Beckers, Astrid	9.45	9.40	9.45	9.60	37.90
	Golz, Angela	9.50	9.50	9.20	8.95	37.15
	Wilhelm, Anja	9.65	9.35	9.70	9.55	38.25
	Heine, Elke	9.70	9.60	9.60	9.50	38.40
	Lehmann, Brigitta	9.80	9.25	9.20	8.80	37.05
02	CAN	<b>47.60</b>	<b>47.60</b>	<b>46.90</b>	<b>48.15</b>	<b>190.25</b>
	Brown, Kelly	9.60	9.45	8.85	9.55	37.45
	Tudos, Jessica	9.50	9.65	9.50	9.55	38.20
	Botnen, Anita	9.15	9.70	9.55	9.70	38.10
	Zosa, Gigi	9.55	9.10	9.35	9.65	37.65
	Thomas, Andrea	9.55	9.40	9.00	9.70	37.65
	Wittmeier, Bonnie	9.40	9.40	9.50	9.20	37.50
03	JPN	<b>9.45</b>	<b>8.65</b>	<b>9.10</b>	<b>9.10</b>	<b>36.30</b>
	Yukimori, Ayami	9.45	8.65	9.10	9.10	36.30
	Watanabe, Sae	9.65	8.35	9.25	9.35	36.60
	Kawase, Tokie	9.75	9.60	9.50	9.65	38.50
	Morio, Maiko	9.70	9.60	9.60	9.50	38.40
	Mochizuki, Noriko	9.80	9.25	9.20	8.80	37.05

Women/Team Competition 1b Optional Exercises-Subdivision 4/Aug. 01		Femmes/concours par equipe 1b Exercices a volonte-subdivision 4/01 Aout				
GROUP GROUPE	CTRY NAME	VAULT SAUT	UN.B. B. ASY	BEAM POUTR	FLOOR SOL	TOTAL
01	ROM	<b>49.40</b>	<b>48.70</b>	<b>49.30</b>	<b>48.65</b>	<b>196.05</b>
	Pauca, Simona	9.65	9.65	10.00	9.75	39.05
	Stanulet, Mihaela	9.80	9.80	9.80	9.30	38.70
	Grigoras, Cristina	9.90	9.80	9.75	9.75	39.20
	Cutina, Laura	9.80	9.90	9.80	9.90	39.40
	Agache, Lavinia	9.90	9.55	9.40	9.20	38.05
	Szabo, Ecaterina	10.00	9.30	9.95	9.95	39.20
02	USA	<b>49.15</b>	<b>49.25</b>	<b>47.70</b>	<b>49.40</b>	<b>195.50</b>
	Bileck, Pamela	9.60	9.60	9.60	9.80	38.60
	Talavera, Tracee	9.90	9.75	9.15	9.80	38.60
	Johnson, Kathy	9.80	9.80	9.75	9.65	39.00
	Dusserre, Michelle	9.70	9.80	9.40	9.90	38.80
	Retton, Mary Lou	10.00	9.90	9.75	9.90	39.55
	Mc Namara, Julianne	9.75	10.00	9.20	10.00	38.95
03	CHN	<b>48.55</b>	<b>49.00</b>	<b>48.65</b>	<b>48.25</b>	<b>194.45</b>
	Huang,					





**Woman/team Competition 1a & 1b  
Team Classification/Aug.01**

**Femmes/concours par equipe 1a & 1b  
Classement par equipe/01 Aout**

RANK RANG	CTRY PAYS	VAULT SAUT	UN.B B.ASY	BEAM POUTR	FLOOR SOL	COMPUL. IMPOSE	OPTION. VOLONTE	TOTAL
1	ROM	49.20	48.90	48.75	49.30	196.15		
		49.40	48.70	49.30	48.65		196.05	392.20
2	USA	49.15	48.60	48.90	49.05	195.70		
		49.15	49.25	47.70	49.40		195.50	391.20
3	CHN	48.90	47.85	48.25	49.15	194.15		
		48.55	49.00	48.65	48.25		194.45	388.60
4	FRG	48.00	47.40	46.40	48.05	189.85		
		48.10	47.10	47.45	46.65		189.30	379.15
5	CAN	48.35	45.90	47.10	47.30	188.65		
		47.60	47.60	46.90	48.15		190.25	378.90
6	JPN	48.60	44.10	46.45	48.45	187.60		
		46.95	48.15	46.65	47.40		189.15	376.75
7	GBR	47.50	45.45	45.40	47.55	185.90		
		48.00	46.45	45.75	47.75		187.95	373.85
8	SUI	48.05	45.10	46.00	47.00	186.15		
		47.10	47.35	45.35	47.55		187.35	373.50
9	ESP	47.35	44.95	45.30	47.80	185.40		
		47.40	46.15	47.00	46.15		186.70	372.10

**Women/Team Competition 1a & 1b  
Individual Classific.-All Around/Aug.01**

**Femmes/ concours par equipe 1a & 1b  
Class. indiv.-total des epreuves/01 Aout**

RANK RANG	NAME	CTRY	COMPUL. IMPOSE	OPTION. VOLONTE	TOTAL	PRELIM. PRELIM.
1	Retton, Mary Lou	USA	39.50	39.55	79.05	39.525
2	Szabo, Ecaterina	ROM	39.55	39.20	78.75	39.375
3	Cutina, Laura	ROM	39.00	39.40	78.40	39.200
	Mc Namara, Julianne	USA	39.45	38.95	78.40	39.200
5	Ma, Yanhong	CHN	39.05	39.15	78.20	39.100
6	Johnson, Kathy	USA	39.10	39.00	78.10	39.050
7	Pauca, Simona	ROM	39.00	39.05	78.05	39.025
8	Grigoras, Cristina	ROM	38.70	39.20	77.90	38.950
9	Wu, Jiani	CHN	38.75	39.00	77.75	38.875
10	Stanulet, Mihaela	ROM	39.00	38.70	77.70	38.850
11	Agache, Lavinia	ROM	39.55	38.05	77.60	38.800
12	Dusserre, Michelle	USA	38.75	38.80	77.55	38.775
13	Chen, Yongyan	CHN	38.40	38.95	77.35	38.675
	Zhou, Ping	CHN	38.95	38.40	77.35	38.675
	Kessler, Romi	SUI	38.50	38.85	77.35	38.675
16	Talavera, Tracee	USA	38.50	38.60	77.10	38.550
17	Bileck, Pamela	USA	38.20	38.60	76.80	38.400
18	Heine, Elke	FRG	38.15	38.40	76.55	38.275
19	Zhou, Qiurui	CHN	38.75	37.75	76.50	38.250
20	Wilhelm, Anja	FRG	38.20	38.25	76.45	38.225
21	Huang, Qun	CHN	37.80	38.50	76.30	38.150
22	Mono, Maiko	JPN	37.50	38.40	75.90	37.950
23	Thomas, Andrea	CAN	38.20	37.65	75.85	37.925
	Wittmeier, Bonnie	CAN	38.35	37.50	75.85	37.925
25	Munoz, Laura	ESP	37.80	37.95	75.75	37.875
26	Mochizuki, Noriko	JPN	38.15	37.55	75.70	37.850
27	Botnen, Anita	CAN	37.45	38.10	75.55	37.775
28	Zosa, Gigi	CAN	37.75	37.65	75.40	37.700
29	Beckers, Astrid	FRG	37.35	37.90	75.25	37.625
30	Davies, Natalie	GBR	37.75	37.30	75.05	37.525
31	Golz, Angela	FRG	37.70	37.15	74.85	37.425
	Lehmann, Brigitta	FRG	37.80	37.05	74.85	37.425
	Schwarm, Heike	FRG	37.70	37.15	74.85	37.425
	Kawase, Tokie	JPN	37.35	37.50	74.85	37.425
	Oyagi, Chihiro	JPN	37.25	37.60	74.85	37.425
36	Tudos, Jessica	CAN	36.55	38.20	74.75	37.375
	Bortolaso, Laura	ITA	37.00	37.75	74.75	37.375
38	Harrison, Amanda	GBR	36.70	37.85	74.55	37.275
39	Manso, Ana Olivido	ESP	37.30	37.15	74.45	37.225
	Williams, Kathleen	GBR	37.15	37.30	74.45	37.225
41	Latanzio, Susi	SUI	37.15	37.25	74.40	37.200
42	Seiler, Natalie	SUI	36.60	37.55	74.15	37.075
43	Price, Hayley	GBR	36.50	37.55	74.05	37.025
	Young, Lisa	GBR	37.20	36.85	74.05	37.025
45	Yukimori, Ayami	JPN	36.35	37.55	73.90	36.950
46	Artigas, Marta	ESP	37.30	36.50	73.80	36.900
47	Watanabe, Sae	JPN	36.95	36.80	73.75	36.875
48	Martinez, Irene	ESP	36.50	37.10	73.60	36.800
	Lamer, Sally	GBR	36.35	37.25	73.60	36.800
50	Brown, Kelly	CAN	36.05	37.45	73.50	36.750
51	Beer, Monika	SUI	36.60	36.60	73.20	36.600
	Ernst, Bettina	SUI	36.55	36.65	73.20	36.600
53	Navarro, Virginia	ESP	36.20	36.95	73.15	36.575
	Laborderie, Florence	FRA	36.30	36.85	73.15	36.575
55	Lee, Jung-Hee	KOR	36.80	36.00	72.80	36.400
56	Estevez, Margot	ESP	36.20	36.55	72.75	36.375
57	Figueiredo, Tatiana	BRA	36.90	35.70	72.60	36.300
58	Jervella, Marisa	SUI	36.30	36.25	72.55	36.275
59	Battersby, Ken	AUS	36.55	35.75	72.30	36.150
60	Wilson, Kellie	AUS	36.35	35.85	72.20	36.100
61	Goldsmith, Nancy	ISR	35.40	36.65	72.05	36.025
62	Adomat, Lena	SWE	35.85	36.00	71.85	35.925
63	Ragazzacci, Corinne	FRA	35.40	36.20	71.60	35.800
64	Shim, Jae-Young	KOR	35.60	34.50	70.10	35.050
65	Fridman, Llmor	ISR	33.45	35.20	68.65	34.325

**Women/Team Competition 1a & 1b  
Individual Class.-Vault/Aug. 01**

**Femmes/concours par equipe 1a & 1b  
Classement indiv-saut cheval/01 Aout**

RANK RANG	NAME	CTRY	COMPUL. IMPOSE	OPTION. VOLONTE	TOTAL	PRELIM. PRELIM.
1	Szabo, Ecaterina	ROM	9.90	10.00	19.90	9.950
3	Retton, Mary Lou	USA	9.90	10.00	19.90	9.950
4	Agache, Lavinia	ROM	9.90	9.90	19.80	9.900
5	Talavera, Tracee	USA	9.80	9.90	19.70	9.850
	Chen, Yongyan	CHN	9.90	9.75	19.65	9.825
	Zhou, Ping	CHN	9.90	9.75	19.65	9.825
8	Johnson, Kathy	USA	9.85	9.80	19.65	9.825
	Cutina, Laura	ROM	9.80	9.80	19.60	9.800
	Grigoras, Cristina	ROM	9.70	9.90	19.60	9.800
11	Stanulet, Mihaela	ROM	9.80	9.80	19.60	9.800
	Zhou, Qiurui	CHN	9.85	9.70	19.55	9.775
	Mc Namara, Julianne	USA	9.80	9.75	19.55	9.775
13	Lehmann, Brigitta	FRG	9.70	9.80	19.50	9.750
	Dusserre, Michelle	USA	9.80	9.70	19.50	9.750
15	Pauca, Simona	ROM	9.80	9.65	19.45	9.725
16	Brown, Kelly	CAN	9.80	9.60	19.40	9.700
	Bileck, Pamela	USA	9.80	9.60	19.40	9.700
18	Heine, Elke	FRG	9.65	9.70	19.35	9.675
	Kessler, Romi	SUI	9.75	9.60	19.35	9.675
20	Ma, Yanhong	CHN	9.65	9.65	19.30	9.650
21	Thomas, Andrea	CAN	9.70	9.55	19.25	9.625
	Huang, Qun	CHN	9.60	9.65	19.25	9.625
	Lamer, Sally	GBR	9.65	9.60	19.25	9.625
	Kawase, Tokie	JPN	9.75	9.50	19.25	9.625
	Mochizuki, Noriko	JPN	9.75	9.50	19.25	9.625
26	Munoz, Laura	ESP	9.55	9.65	19.20	9.600
	Wilhelm, Anja	FRG	9.55	9.65	19.20	9.600
28	Wittmeier, Bonnie	CAN	9.75	9.40	19.15	9.575
	Zosa, Gigi	CAN	9.60	9.55	19.15	9.575
	Price, Hayley	GBR	9.40	9.75	19.15	9.575
	Williams, Kathleen	GBR	9.55	9.60	19.15	9.575
32	Wu, Jiani	CHN	9.40	9.70	19.10	9.550
	Harrison, Amanda	GBR	9.50	9.60	19.10	9.550
34	Morio, Maiko	JPN	9.60	9.45	19.05	9.525
	Beer, Monika	SUI	9.65	9.40	19.05	9.525
36	Tudos, Jessica	CAN	9.50	9.50	19.00	9.500
	Ragazzacci, Corinne	FRA	9.65	9.35	19.00	9.500
	Beckers, Astrid	FRG	9.55	9.45	19.00	9.500
	Golz, Angela	FRG	9.50	9.50	19.00	9.500
40	Artigas, Marta	ESP	9.60	9.35	18.95	9.475
	Bortolaso, Laura	ITA	9.55	9.40	18.95	9.475
	Lee, Jung-Hee	KOR	9.65	9.30	18.95	9.475
	Latanzio, Susi	SUI	9.55	9.40	18.95	9.475
	Seiler, Natalie	SUI	9.55	9.40	18.95	9.475
45	Manso, Ana Olivido	ESP	9.35	9.55	18.90	9.450
	Schwarm, Heike	FRG	9.55	9.35	18.90	9.450
	Oyagi, Chihiro	JPN	9.70	9.20	18.90	9.450
48	Davies, Natalie	GBR	9.40	9.45	18.85	9.425
	Ernst, Bettina	SUI	9.55	9.30	18.85	9.425
50	Estevez, Margot	ESP	9.35	9.45	18.80	9.400
	Navarro, Virginia	ESP	9.40	9.40	18.80	9.400
	Laborderie, Florence	FRA	9.40	9.40	18.80	9.400
	Yukimori, Ayami	JPN	9.50	9.30	18.80	9.400
	Shim, Jae-Young	KOR	9.60	9.20	18.80	9.400
55	Young, Lisa	GBR	9.35	9.35	18.70	9.350
56	Figueiredo, Tatiana	BRA	9.45	9.20	18.65	9.325
	Botnen, Anita	CAN	9.50	9.15	18.65	9.325
	Martinez, Irene	ESP	9.45	9.20	18.65	9.325
59	Fridman, Llmor	ISR	9.30	9.30	18.60	9.300
	Jervella, Marisa	SUI	9.45	9.10	18.55	9.275
61	Watanabe, Sae	JPN	9.80	8.70	18.50	9.250
62	Wilson, Kellie	AUS	9.40	9.00	18.40	9.200
63	Battersby, Keri	AUS	9.30	9.05	18.35	9.175
64	Goldsmith, Nancy	ISR	9.20	9.10	18.30	9.150
65	Adomat, Lena	SWE	8.85	9.25	18.10	9.050

**Women/Team Competition 1a & 1b  
Individual Class.-Uneven Bars/Aug. 01**

**Femmes /concours par equipe 1 a & 1 b  
Cl**

# Gymnastics

RANK RANG	NAME	CTRY	COMPUL. IMPOSE	OPTION. VOLONTE	TOTAL TOTAL	PRELIM. PRELIM.
36	Zosa, Gigi	CAN	9.35	9.10	18.45	9.225
	Harrison, Amanda	GBR	9.00	9.45	18.45	9.225
	Kawase, Tokie	JPN	8.80	9.65	18.45	9.225
39	Manso, Ana Olivido	ESP	9.30	9.10	18.40	9.200
	Beckers Astrid	FRG	9.00	9.40	18.40	9.200
	Seiler, Natalie	SUI	8.80	9.60	18.40	9.200
42	Tudos, Jessica	CAN	8.65	9.65	18.30	9.150
	Ernst, Bettina	SUI	8.90	9.40	18.30	9.150
44	Brown, Kelly	CAN	8.70	9.45	18.15	9.075
	Laborderie, Florence	FRA	8.75	9.40	18.15	9.075
	Williams, Kathleen	GBR	9.20	8.95	18.15	9.075
47	Martinez, Irene	ESP	8.75	9.25	18.00	9.000
48	Artigas, Marta	ESP	8.95	8.95	17.90	8.950
	Lee, Jung-Hee	KOR	8.90	9.00	17.90	8.950
50	Battersby, Keri	AUS	8.60	9.25	17.85	8.925
	Estevez, Margot	ESP	8.60	9.25	17.85	8.925
52	Price, Hayley	GBR	8.60	9.05	17.65	8.825
53	Lamer, Sally	GBR	8.40	9.20	17.60	8.800
54	Watanabe, Sae	JPN	8.10	9.40	17.50	8.750
	Jervella, Marisa	SUI	8.65	8.85	17.50	8.750
56	Beer, Monika	SUI	8.35	9.10	17.45	8.725
57	Navarro, Virginia	ESP	8.45	8.90	17.35	8.675
58	Goldsmith, Nancy	ISR	8.00	9.30	17.30	8.650
	Yukimori, Ayami	JPN	8.05	9.25	17.30	8.650
60	Figueiredo, Tatiana	BRA	9.10	8.10	17.20	8.600
61	Wilson, Kellie	AUS	8.15	8.80	16.95	8.475
	Ragazzacci, Corinne	FRA	7.35	9.60	16.95	8.475
	Adomat, Lena	SWE	8.70	8.25	16.95	8.475
64	Fridman, Llmor	ISR	7.20	8.25	15.45	7.725
65	Shim, Jae-Young	KOR	7.30	7.85	15.15	7.575

## Women/Team Competition 1a & 1b Individual Class.-Beam/Aug. 01

RANK RANG	NAME	CTRY	COMPUL. IMPOSE	OPTION. VOLONTE	TOTAL TOTAL	PRELIM. PRELIM.
1	Pauca, Simona	ROM	9.80	10.00	19.80	9.900
2	Szabo, Ecaterina	ROM	9.75	9.95	19.70	9.850
3	Wu, Jiani	CHN	9.75	9.90	19.65	9.825
4	Johnson, Kathy	USA	9.85	9.75	19.60	9.800
	Retton, Mary Lou	USA	9.85	9.75	19.60	9.800
6	Ma, Yanhong	CHN	9.70	9.80	19.50	9.750
	Stanulet, Mihaela	ROM	9.70	9.80	19.50	9.750
8	Cutina, Laura	ROM	9.65	9.80	19.45	9.725
9	Grigoras, Cristina	ROM	9.65	9.75	19.40	9.700
10	Chen, Yongyan	CHN	9.55	9.75	19.30	9.650
	Bileck, Pamela	USA	9.70	9.60	19.30	9.650
12	Zhou, Ping	CHN	9.60	9.65	19.25	9.625
	Agache, Lavinia	ROM	9.85	9.40	19.25	9.625
14	Kessler, Romi	SUI	9.50	9.70	19.20	9.600
15	Huang, Qun	CHN	9.60	9.55	19.15	9.575
16	Wilhelm, Anja	FRG	9.40	9.70	19.10	9.550
17	Wittmeier, Bonnie	CAN	9.55	9.50	19.05	9.525
	Mc Namara, Julianne	USA	9.85	9.20	19.05	9.525
19	Botnen, Anita	CAN	9.40	9.55	18.95	9.475
20	Munoz, Laura	ESP	9.20	9.70	18.90	9.450
21	Heine, Elke	FRG	9.25	9.60	18.85	9.425
	Morio, Maiko	JPN	9.35	9.50	18.85	9.425
	Yukimori, Ayami	JPN	9.25	9.60	18.85	9.425
24	Dusserre, Michelle	USA	9.40	9.40	18.80	9.400
	Talavera, Tracee	USA	9.65	9.15	18.80	9.400
26	Zosa, Gigi	CAN	9.40	9.35	18.75	9.375
	Zhou, Qiurui	CHN	9.60	9.15	18.75	9.375
28	Thomas, Andrea	CAN	9.70	9.00	18.70	9.350
29	Manso, Ana Olivido	ESP	9.10	9.55	18.65	9.325
	Beckers, Astrid	FRG	9.20	9.45	18.65	9.325
	Schwam, Heike	FRG	9.15	9.50	18.65	9.325
32	Watanabe, Sae	JPN	9.30	9.30	18.60	9.300
33	Wilson, Kellie	AUS	9.40	9.15	18.55	9.275
	Tudos, Jessica	CAN	9.05	9.50	18.55	9.275
35	Golz, Angela	FRG	9.30	9.20	18.50	9.250
36	Lehmann, Brigitta	FRG	9.25	9.20	18.45	9.225
	Davies, Natalie	GBR	9.45	9.00	18.45	9.225
38	Bortolaso, Laura	ITA	8.95	9.45	18.40	9.200
39	Price, Hayley	GBR	8.95	9.35	18.30	9.150
	Williams, Kathleen	GBR	8.90	9.40	18.30	9.150
	Mochizuki, Noriko	JPN	9.40	8.90	18.30	9.150
42	Navarro, Virginia	ESP	8.95	9.30	18.25	9.125
43	Artigas, Marta	ESP	9.15	9.05	18.20	9.100
	Oyagi, Chihiro	JPN	8.85	9.35	18.20	9.100
45	Martinez, Irene	ESP	8.75	9.40	18.15	9.075
	Seiler, Natalie	SUI	9.00	9.15	18.15	9.075
47	Jervella, Marisa	SUI	9.10	9.00	18.10	9.050
48	Figueiredo, Tatiana	BRA	8.95	9.10	18.05	9.025
	Kawase, Tokie	JPN	9.15	8.90	18.05	9.025
	Shim, Jae-Young	KOR	9.20	8.85	18.05	9.025
	Latanzio, Susi	SUI	9.15	8.90	18.05	9.025
	Adomat, Lena	SWE	9.00	9.05	18.05	9.025
53	Harrison, Amanda	GBR	8.70	9.25	17.95	8.975
	Goldsmith, Nancy	ISR	8.90	9.05	17.95	8.975
55	Ragazzacci, Corinne	FRA	9.05	8.80	17.85	8.925
56	Brown, Kelly	CAN	8.95	8.85	17.80	8.900
	Laborderie, Florence	FRA	9.00	8.80	17.80	8.900
	Beer, Monika	SUI	9.25	8.55	17.80	8.900
59	Battersby, Ken	AUS	9.25	8.50	17.75	8.875
	Lamer, Sally	GBR	9.00	8.75	17.75	8.875
61	Young, Lisa	GBR	9.10	8.50	17.60	8.800
62	Lee, Jung-Hee	KOR	8.95	8.50	17.45	8.725
63	Estevez, Margot	ESP	8.90	8.45	17.35	8.675
64	Ernst, Bettina	SUI	8.65	8.60	17.25	8.625
65	Fridman, Llmor	ISR	7.75	8.85	16.60	8.300

# Gymnastique

## Women/Team Competition 1a & 1b Individual Class.-Floor/Aug.

RANK RANG	NAME	CTRY	COMPUL. IMPOSE	OPTION. VOLONTE	TOTAL TOTAL	PRELIM. PRELIM.
1	Szabo, Ecaterina	ROM	10.00	9.95	19.95	9.975
2	Mc Namara, Julianne	USA	9.90	10.00	19.90	9.950
3	Retton, Mary Lou	USA	9.95	9.90	19.85	9.925
4	Cutina, Laura	ROM	9.80	9.90	19.70	9.850
5	Dusserre, Michelle	USA	9.70	9.90	19.60	9.800
6	Zhou, Qiurui	CHN	9.80	9.75	19.55	9.775
7	Ma, Yanhong	CHN	9.80	9.70	19.50	9.750
	Grigoras, Cristina	ROM	9.75	9.75	19.50	9.750
	Bileck, Pamela	USA	9.70	9.80	19.50	9.750
10	Chen, Yongyan	CHN	9.80	9.65	19.45	9.725
	Morio, Maiko	JPN	9.75	9.70	19.45	9.725
	Pauca, Simona	ROM	9.70	9.75	19.45	9.725
	Kessler, Romi	SUI	9.65	9.80	19.45	9.725
	Johnson, Kathy	USA	9.80	9.65	19.45	9.725
15	Talavera, Tracee	USA	9.60	9.80	19.40	9.700
16	Huang, Qun	CHN	9.70	9.65	19.35	9.675
	Wu, Jiani	CHN	9.85	9.50	19.35	9.675
18	Zhou, Ping	CHN	9.90	9.35	19.25	9.625
19	Thomas, Andrea	CAN	9.50	9.70	19.20	9.600
	Beckers, Astrid	FRG	9.60	9.60	19.20	9.600
	Heine, Elke	FRG	9.70	9.50	19.20	9.600
	Wilhelm, Anja	FRG	9.65	9.55	19.20	9.600
23	Botnen, Anita	CAN	9.45	9.70	19.15	9.575
	Watanabe, Sae	JPN	9.75	9.40	19.15	9.575
	Agache, Lavinia	ROM	9.95	9.20	19.15	9.575
26	Davies, Natalie	GBR	9.60	9.50	19.10	9.550
	Kawase, Tokie	JPN	9.65	9.45	19.10	9.550
	Mochizuki, Noriko	JPN	9.70	9.40	19.10	9.550
	Stanulet, Mihaela	ROM	9.80	9.30	19.10	9.550
30	Zosa, Gigi	CAN	9.40	9.65	19.05	9.525
	Harrison, Amanda	GBR	9.50	9.55	19.05	9.525
	Oyagi, Chihiro	JPN	9.60	9.45	19.05	9.525
33	Lamer, Sally	GBR	9.30	9.70	19.00	9.500
	Young, Lisa	GBR	9.40	9.60	19.00	9.500
35	Price, Hayley	GBR	9.55	9.40	18.95	9.475
	Yukimori, Ayami	JPN	9.55	9.40	18.95	9.475
37	Tudos, Jessica	CAN	9.35	9.55	18.90	9.450
	Beer, Monika	SUI	9.35	9.55	18.90	9.450
39	Williams, Kathleen	GBR	9.50	9.35	18.85	9.425
40	Wittmeier, Bonnie	CAN	9.60	9.20	18.80	9.400
	Martinez, Irene	ESP	9.55	9.25	18.80	9.400
	Ernst, Bettina	SUI	9.45	9.35	18.80	9.400
43	Artigas, Marta	ESP	9.60	9.15	18.75	9.375
	Estevez, Margot	ESP	9.35	9.40	18.75	9.375
	Navarro, Virginia	ESP	9.40	9.35	18.75	9.375
	Latanzio, Susi	SUI	9.30	9.45	18.75	9.375
	Adomat, Lena	SWE	9.30	9.45	18.75	9.375
48	Figueiredo, Tatiana	BRA	9.40	9.30	18.70	9.350
	Munoz, Laura	ESP	9.70	9.00	18.70	9.350
50	Seiler, Natalie	SUI	9.25	9.40	18.65	9.325
51	Golz, Angela	FRG	9.60	8.95	18.55	9.275
	Schwam, Heike	FRG	9.50	9.05	18.55	9.275
	Bortolaso, Laura	ITA	9.20	9.35	18.55	9.275
54	Manso, Ana Olivido	ESP	9.55	8.95	18.50	9.250
	Goldsmith, Nancy	ISR	9.30	9.20	18.50	9.250
	Lee, Jung-Hee	KOR	9.30	9.20	18.50	9.250
57	Laborderie, Florence	FRA	9.15	9.25	18.40	9.200
	Jervella, Marisa	SUI	9.10	9.30	18.40	9.200
59	Battersby, Keri	AUS	9.40	8.95	18.35	9.175
60	Wilson, Kellie	AUS	9.40	8.90	18.30	9.150
61	Lehmann, Brigitta	FRG	9.40	8.80	18.20	9.100
62	Brown, Kelly	CAN	8.60	9.55	18.15	9.075
63	Shim, Jae-Young	KOR	9.50	8.60	18.10	9.050
64	Fridman, Llmor	ISR	9.20	8.80	18.00	9.000
65	Ragazzacci, Corinne	FRA	9.35	8.45	17.80	8.900

## Women/Individual All-Around Competition Final Aug. 03

RANK RANG	NAME	CTRY	VAULT SAUT	UN.B. B.ASY	BEAM POUTR	FLOOR SOL	FINAL FINALE	PRELIM. PRELIM.	TOTAL TOTAL
1	Retton, Mary Lou	USA	0.00	9.85	9.80	10.00	39.65	39.525	79.175
2	Szabo, Ecaterina	ROM	9.90	9.90	10.00	9.95	39.75	39.375	79.125
3	Pauca, Simona	ROM	9.90	9.90	9.95	9.90	39.65	39.025	78.675
4	Mc Namara, Julianne	USA	9.95	10.00	9.55	9.70	39.20	39.200	78.400
5	Cutina, Laura	ROM	9.90	9.90	9.40	9.90	39.10	39.200	78.300
6	Ma, Yanhong	CHN	9.65	10.00	9.80	9.30	38.75	39.100	77.850
7	Zhou, Ping	CHN	9.75	9.80	9.80	9.75	39.10	38.675	77.775
8	Chen, Yongyan	CHN	9.70	9.80	9.85	9.70	39.05	38.675	77.725
9	Kessler, Romi	SUI	9.65	9.85	9.80	9.55	38.85	38.675	77.525
10	Johnson, Kathy	USA	9.85	9.90	9.40	9.25	38.40	39.050	77.450
11	Morio, Maiko	JPN	9.80	9.80	9.55	9.75	38.90	37.950	76.850
12	Wilhelm, Anja	FRG	9.75	9.70	9.70	9.05	38.20	38.225	76.425
13	Wittmeier, Bonnie	CAN	9.60	9.65	9.60	9.60	38.45	37	



**Women/Finals At Apparatus-Competition 3**  
Horse Vault/ Aug. 05

**Femmes/finales aux engins-concours**  
Saut de cheval/05 Aout

RANK	NAME	CTRY	COMPUL.	OPTION.	PRELIM.	FINALE	TOTAL
RANG			IMPOSE	VOLONTE	PRELIM.	FINALE	TOTAL
1	Szabo, Ecaterina	ROM	9.90	10.00	9.950	9.925	19.875
2	Retton, Mary Lou	USA	9.90	10.00	9.950	9.900	19.850
3	Agache, Lavinia	ROM	9.90	9.90	9.900	9.850	19.750
4	Talavera, Tracee	USA	9.80	9.90	9.850	9.850	19.700
5	Zhou, Ping	CHN	9.90	9.75	9.825	9.675	19.500
6	Lehmann, Brigitta	FRG	9.70	9.80	9.750	9.675	19.425
	Brown, Kelly	CAN	9.80	9.60	9.700	9.725	19.425
8	Chen, Yongyan	CHN	9.90	9.75	9.825	9.475	19.300

**Women/Finals At Apparatus-Competition 3**  
Uneven Bars/Aug. 05

**Femmes/finales aux engins-concours 3**  
Barres asymetriques/05 Aout

RANK	NAME	CTRY	COMPUL.	OPTION.	PRELIM.	FINAL	TOTAL
RANG			IMPOSE	VOLONTE	PRELIM.	FINALE	TOTAL
1	Ma, Yanhong	CHN	9.90	10.00	9.950	10.00	19.950
	Mc Namara, Julianne	USA	9.90	10.00	9.950	10.00	19.950
3	Retton, Mary Lou	USA	9.80	9.90	9.850	9.95	19.800
4	Stanulet, Mihaela	ROM	9.70	9.80	9.750	9.90	19.650
5	Kessler, Romi	SUI	9.60	9.75	9.675	9.75	19.425
6	Zhou, Ping	CHN	9.55	9.65	9.600	9.75	19.350
7	Mochizuki, Noriko	JPN	9.30	9.75	9.525	9.80	19.325
8	Agache, Lavinia	ROM	9.85	9.55	9.700	9.45	19.150

**Women/Finals At Apparatus-Competition 3**  
Balance Beam /Aug.05

**Femmes/finales aux engins-concours 3**  
Poutre/05 Aout

RANK	NAME	CTRY	COMPUL.	OPTION.	PRELIM.	FINAL	TOTAL
RANG			IMPOSE	VOLONTE	PRELIM.	FINALE	TOTAL
1	Pauca, Simona	ROM	9.80	10.00	9.900	9.90	19.800
	Szabo, Ecaterina	ROM	9.75	9.95	9.850	9.95	19.800
3	Johnson, Kathy	USA	9.85	9.75	9.800	9.85	19.650
4	Retton, Mary Lou	USA	9.85	9.75	9.800	9.75	19.550
5	Ma, Yanhong	CHN	9.70	9.80	9.750	9.70	19.450
6	Kessler, Romi	SUI	9.50	9.70	9.600	9.75	19.350
7	Wilhelm, Anja	FRG	9.40	9.70	9.550	9.65	19.200
	Chen, Yongyan	CHN	9.55	9.75	9.650	9.55	19.200

**Women/Finals At Apparatus-Competition 3**  
Floor Exercises/Aug. 05

**Femmes/finales aux engins-concours 3**  
Exercices au sol/05 Aout

RANK	NAME	CTRY	COMPUL.	OPTION.	PRELIM.	FINAL	TOTAL
RANG			IMPOSE	VOLONTE	PRELIM.	FINALE	TOTAL
1	Szabo, Ecaterina	ROM	10.00	9.95	9.975	10.00	19.975
2	Mc Namara, Julianne	USA	9.90	10.00	9.950	10.00	19.950
3	Retton, Mary Lou	USA	9.95	9.90	9.925	9.85	19.775
4	Zhou, Qiurui	CHN	9.80	9.75	9.775	9.85	19.625
5	Kessler, Romi	SUI	9.65	9.80	9.725	9.85	19.575
6	Ma, Yanhong	CHN	9.80	9.70	9.750	9.70	19.450
7	Morio, Maiko	JPN	9.75	9.70	9.725	9.65	19.375
8	Cutina, Laura	ROM	9.80	9.90	9.850	9.30	19.150

**Women/Rhythmic Competition**  
General Compet.-All Around Standing/Aug.10

**Femmes/concours rythmique**  
Concours general-total des epreuves/10 Aout

RANK	NAME	CTRY	HOOP	BALL	CLUBS	RIBBON	RESULTS
RANG			CERCEAU	BALLON	MASSUES	RUBAN	RESULTATS
1	Staiculescu, Doina	ROM	9.70	9.60	9.85	9.35	38.50
2	Dragan, Alina	ROM	9.65	9.50	9.65	9.25	38.05
3	Fung, Lori	CAN	9.65	9.35	9.60	9.20	37.80
	Canton, Marta	ESP	9.45	9.60	9.60	9.15	37.80
	Reijin, Milena	YUG	9.45	9.45	9.45	9.45	37.80
6	Staccioli, Giulia	ITA	9.60	9.30	9.70	9.15	37.75
7	Weber, Regina	FRG	9.60	9.45	9.30	9.25	37.60
8	Bobo, Marta	ESP	9.60	9.60	9.40	8.95	37.55
9	Yamasaki, Hiroko	JPN	9.50	9.30	9.55	9.10	37.45
	Simic, Daniela	YUG	9.50	9.30	9.30	9.35	37.45
11	Scharmman, Claudia	FRG	9.50	9.20	9.35	9.15	37.20
12	Zimring, Valerie	USA	8.85	9.25	9.50	9.30	36.90
13	Akiyama, Erika	JPN	9.30	9.30	8.95	9.15	36.70
14	Verzasloni, Grazia	SUI	9.30	8.75	9.15	9.20	36.40
15	Cimino, Cristina	ITA	9.65	9.15	8.75	8.80	36.35
16	Carmo, Margarida	POR	9.05	9.10	9.00	9.10	36.25
17	Dunnett, Adrienne	CAN	9.30	8.95	9.30	8.65	36.20
	Berube, Michelle	USA	9.00	9.10	8.85	9.25	36.20
19	Zorriassateiny, Schirin	NOR	8.95	9.05	9.25	8.85	36.10
20	Bengtsson, Viktoria	SWE	8.80	9.00	9.15	9.10	36.05
21	Augst, Benedicte	FRA	9.00	8.95	9.12	8.85	35.92
22	Falcao, Maria Joao	POR	9.05	9.00	9.20	8.65	35.90
23	Wang, Xiurong	CHN	8.95	9.15	9.20	8.55	35.85
24	Robarti, Sarina	BEL	9.00	9.00	8.90	8.75	35.65
	Favila, Rosana	BRA	9.10	8.85	9.00	8.70	35.65
26	Kerr, Ann Maree	AUS	9.00	8.85	8.90	8.75	35.50
27	Hani Novitz, Liat	ISR	9.20	9.00	8.85	8.40	35.45
28	Priest, Lorraine	GBR	8.90	8.80	8.90	8.65	35.25
	Mueller, Suzanne	SUI	9.00	9.00	8.70	8.55	35.25
30	Moss, Tania	NZL	8.75	8.85	9.00	8.60	35.20
31	Leavy, Jacqueline	GBR	9.00	8.95	8.70	8.45	35.10
32	Huang, Xianyuan	CHN	9.45	9.25	7.80	8.30	34.80
33	Douglas, Linda	AUS	8.60	8.70	8.65	8.20	34.15

**Women/Rhythmic Competition**  
Final Competit.-All Around Standing/Aug.11

**Femmes/concours rythmique**  
Concours final des epreuves/11 Aout

RANK	NAME	CTRY	HOOP	BALL	CLUBS	RIBBON	RESULTS	PRELIM.	TOTAL
RANG			CERCEAU	BALLON	MASSUES	RUBAN	RESULTATS		TOTAL
1	Fung, Lori	CAN	9.70	9.75	9.80	9.80	39.05	18.900	57.950
2	Staiculescu, Doina	ROM	9.70	9.90	9.80	9.25	38.65	19.250	57.900
3	Weber, Regina	FRG	9.75	9.70	9.70	9.75	38.90	18.800	57.700
4	Dragan, Alina	ROM	9.65	9.75	9.70	9.25	38.35	19.025	57.375
5	Reijin, Milena	YUG	9.45	9.65	9.55	9.70	38.35	18.900	57.250
6	Canton, Marta	ESP	9.55	9.40	9.55	9.55	38.05	18.900	56.950
7	Staccioli, Giulia	ITA	9.65	9.60	9.40	9.25	37.90	18.875	56.775
8	Yamasaki, Hiroko	JPN	9.55	9.70	9.40	9.30	37.95	18.725	56.675
9	Bobo, Marta	ESP	9.00	9.70	9.75	9.15	37.60	18.775	56.375
10	Simic, Daniela	YUG	9.50	9.40	9.30	9.40	37.60	18.725	56.325
11	Zimring, Valerie	USA	9.55	9.45	9.50	9.30	37.80	18.450	56.250
	Scharmman, Claudia	FRG	9.50	9.40	9.50	9.25	37.65	18.600	56.250
13	Akiyama, Erika	JPN	9.45	9.35	9.40	9.50	37.70	18.350	56.050
14	Berube, Michelle	USA	9.35	9.55	9.40	9.40	37.70	18.100	55.800
15	Cimino, Cristina	ITA	9.35	9.35	9.40	9.30	37.40	18.175	55.575
16	Verzasloni, Grazia	SUI	9.30	9.25	9.10	9.25	36.90	18.200	55.100
17	Dunnett, Adrienne	CAN	9.30	9.30	9.20	8.80	36.60	18.100	54.700
18	Carmo, Margarida	POR	9.15	9.15	9.15	9.00	36.45	18.125	54.575
19	Bengtsson, Viktoria	SWE	8.95	9.00	9.15	9.35	36.45	18.025	54.475
20	Zorriassateiny, Schirin	NOR	8.95	9.25	9.40	8.65	36.25	18.050	54.300

# Gymnastics

Men/Team Competitions 1a Compulsory Exercises-Subdivision 1/July 29			Hommes/concours par equipe Exercices imposes-subdivision 1/29 Juil						
GROUP	CTRY	NAME	FLOOR	S.HOR	RINGS	VAULT	PAR.B	HOR.B	TOTAL
GRUPE			SOL	ARCON	ANN	SAUT	B.PAR	B.FIX	
01	JPN		<b>48.45</b>	<b>47.95</b>	<b>48.85</b>	<b>49.10</b>	<b>48.60</b>	<b>49.45</b>	<b>292.40</b>
		Hirata, Noritoshi	9.50	9.60	9.65	9.70	9.75	9.80	58.00
		Morisue, Shinji	9.65	9.40	9.50	9.95	9.15	10.00	57.65
		Kajitani, Nobuyuki	9.30	9.60	9.80	9.70	9.95	9.90	58.25
		Yamawaki, Kyoji	9.70	8.65	9.75	9.85	9.60	9.70	57.25
		Gushiken, Koji	9.80	9.80	9.90	9.85	9.90	10.00	59.25
Sotomura, Koji	9.80	9.55	9.75	9.75	9.40	9.75	58.00		
02	FRA		<b>47.85</b>	<b>47.95</b>	<b>47.00</b>	<b>48.90</b>	<b>47.35</b>	<b>48.60</b>	<b>287.65</b>
		Barbieri, Laurent	9.60	9.20	9.60	9.85	9.45	9.65	57.35
		Vatuone, Philippe	9.80	9.45	9.30	9.80	9.45	9.85	57.65
		Boutard, Michel	9.20	9.55	9.10	9.65	9.35	9.50	56.35
		Suty, Joel	9.50	9.70	9.10	9.80	9.60	9.70	57.40
		Def, Jacques	9.40	9.50	9.50	9.65	8.85	9.80	56.70
Cairon, Jean-Luc	9.55	9.75	9.50	9.80	9.50	9.60	57.70		
03	CHN		<b>49.00</b>	<b>49.20</b>	<b>48.35</b>	<b>49.40</b>	<b>48.80</b>	<b>49.50</b>	<b>294.25</b>
		Li, Yueju	9.55	9.60	9.40	9.75	9.55	9.85	57.70
		Li, Xiaoping	9.65	10.00	9.55	9.75	9.60	9.70	58.25
		Lou, Yun	9.95	9.20	9.60	10.00	9.70	9.95	58.40
		Xu, Zhiqiang	9.80	9.75	9.70	9.80	9.80	10.00	58.85
		Tong, Fei	9.70	9.85	9.70	9.85	9.85	10.00	58.95
Li, Ning	9.90	10.00	9.80	10.00	9.85	9.50	59.05		
04	BRA	Gnoatto, Gerson	9.20	8.05	9.05	9.30	8.20	8.45	52.25
		SWE Jonasson, Johan	9.25	9.30	9.30	9.50	9.10	8.00	54.45
		SMR Zonzini, Maurizio	9.20	9.45	9.60	9.40	9.30	9.25	56.20
		ISR Levy, Yaacov	9.20	8.80	9.10	9.60	8.20	9.10	53.80
		ISR Moyal, Yohanan	8.95	8.85	9.30	9.50	9.10	9.15	54.85
		MEX Pineda, Antonio	9.50	9.50	9.35	9.55	9.60	9.55	57.05

Men/Team Competition 1a Compulsory Exercises-Subdivision 2/July 29			Hommes/concours par equipe 1a Exercices imposes-subdivision 2/29 Juil						
GROUP	CTRY	NAME	FLOOR	S.HOR	RINGS	VAULT	PAR.B	HOR.B	TOTAL
GRUPE			SOL	ARCON	ANN	SAUT	B.PAR	B.FIX	
01	NOR	Gjertsen, Finn	8.85	9.30	9.50	9.80	9.45	9.55	56.45
		AUS Birnbaum, Werner	9.40	9.60	9.70	9.90	9.55	9.70	57.85
		AUS Edmonds, Robert	9.50	9.45	9.35	9.85	9.45	9.75	57.35
		ESP Rodriguez, Alfonso	8.95	9.45	8.40	9.70	9.55	9.70	55.75
		ESP Fraguas, Antonio	9.15	9.40	9.35	9.75	9.65	9.80	57.10
		ESP Soler, Miguel	8.75	9.45	9.65	9.75	9.60	9.45	56.65
02	ITA	Lazzarich, Diego	9.40	8.95	9.65	9.80	9.55	9.65	57.00
		ITA Amboni, Rocco	9.50	9.30	9.70	9.90	8.45	9.65	56.50
		ITA Allievi, Vittorio	9.55	9.65	9.60	9.75	9.70	9.70	57.95
		ROM Nicula, Emilian	9.70	9.55	9.70	9.80	9.60	9.85	58.20
		ROM Pintea, Valentin	9.80	9.55	9.70	9.90	9.60	9.60	58.15
		03	CAN		<b>47.60</b>	<b>47.75</b>	<b>47.75</b>	<b>48.90</b>	<b>48.10</b>
Long, Warren	9.50			9.50	9.40	9.85	9.55	9.60	57.40
Reddon, Allan	9.50			9.60	9.40	9.85	9.60	9.75	57.70
Peters, Brad	9.40			9.75	9.50	9.75	9.70	9.80	57.90
Nutzenberger, Frank	9.30			9.30	9.50	9.70	9.55	9.80	57.15
Chartrand, Philippe	9.50			9.45	9.65	9.75	9.70	9.80	57.85
Gaudet, Daniel	9.70	9.45	9.70	9.65	9.25	9.60	57.35		
04	KOR		<b>47.85</b>	<b>46.70</b>	<b>46.80</b>	<b>48.60</b>	<b>48.35</b>	<b>48.85</b>	<b>287.15</b>
		Ju, Young-Sam	9.25	9.50	9.50	9.65	9.40	9.65	56.95
		Lee, Jeoung-Sik	9.40	9.40	9.40	9.70	9.75	9.85	57.50
		Han, Chung-Sik	9.60	9.35	9.20	9.80	9.60	9.85	57.40
		Nam, Seoung-Gu	9.70	9.25	8.85	9.70	9.70	9.65	56.85
		Chang, Tae-Eun	9.55	9.20	9.55	9.70	9.80	9.75	57.55
Chae, Kwang-Suk	9.60	9.00	9.15	9.70	9.50	9.75	56.70		

Men/Team Competition 1a Compulsory Exercises-Subdivision 3/July 29			Hommes/concours par equipe 1a Exercices imposes-subdivision 3/29 Juil						
GROUP	CTRY	NAME	FLOOR	S.HOR	RINGS	VAULT	PAR.B	HOR.B	TOTAL
GRUPE			SOL	ARCON	ANN	SAUT	B.PAR	B.FIX	
01	GBR		<b>47.75</b>	<b>46.55</b>	<b>47.70</b>	<b>49.05</b>	<b>46.90</b>	<b>48.35</b>	<b>286.30</b>
		Beynon, Carl	9.45	8.25	9.40	9.65	9.20	9.45	55.40
		Van Hoof, Edmund	9.20	8.70	9.20	9.70	9.15	9.55	55.50
		Winch, Barry	9.45	9.45	9.60	9.85	8.95	9.60	56.90
		Langley, Keith	9.55	9.40	9.60	9.75	9.40	9.70	57.40
		Morris, Andrew	9.60	9.55	9.70	9.85	9.60	9.75	58.05
Bartlett, Terence	9.70	9.45	9.40	9.90	9.55	9.75	57.75		
02	FRG		<b>48.15</b>	<b>47.90</b>	<b>47.85</b>	<b>49.20</b>	<b>48.75</b>	<b>48.45</b>	<b>290.30</b>
		Rohrwick, Volker	9.60	9.35	9.60	9.90	9.55	9.60	57.60
		Japtok, Andreas	9.70	9.45	9.45	9.80	9.70	9.75	57.85
		Winkler, Daniel	9.70	9.40	9.60	9.75	9.75	9.75	57.95
		Simmelbauer, Bernhard	9.55	9.65	9.45	9.80	9.60	9.65	57.70
		Geiger, Jurgen	9.60	9.65	9.70	9.90	9.80	9.70	58.35
Gross, Benno	9.40	9.75	9.50	9.80	9.90	9.60	57.95		
03	USA		<b>49.10</b>	<b>49.45</b>	<b>48.90</b>	<b>49.30</b>	<b>49.35</b>	<b>49.20</b>	<b>295.30</b>
		Johnson, Scott	9.80	9.70	9.65	9.85	9.60	9.65	58.25
		Conner, Bart	9.95	9.80	9.70	9.80	9.90	9.90	59.05
		Daggett, Timothy	9.75	9.95	9.75	9.70	9.80	9.90	58.85
		Vidmar, Peter	9.80	10.00	9.80	9.80	9.90	9.95	59.25
		Gaylord, Mitchell	9.70	9.90	9.85	9.95	10.00	9.40	58.80
Hartung, James	9.80	9.80	9.80	9.90	9.75	9.80	58.85		
04	SUI		<b>48.10</b>	<b>47.90</b>	<b>47.95</b>	<b>49.10</b>	<b>47.90</b>	<b>49.00</b>	<b>289.95</b>
		Meister, Urs	9.35	9.45	9.35	9.80	8.80	9.55	56.30
		Cavelti, Bruno	9.45	9.35	9.60	9.70	9.20	9.80	57.10
		Zellweger, Josef	9.70	9.70	9.75	9.80	9.80	9.65	58.40
		Lehmann, Markus	9.70	9.60	9.70	9.80	9.60	9.80	58.20
		Piatti, Marco	9.45	9.60	9.50	9.80	9.65	9.90	57.90
Wunderlin, Daniel	9.80	9.55	9.40	9.90	9.65	9.85	58.15		

# Gymnastique

Men/Team Competition 1b Optional Exercises-Subdivision 1/July 31			Hommes/concours par equipe 1b Exercices a volonte-subdivision 1/31 Juil						
GROUP	CTRY	NAME	FLOOR	S.HOR	RINGS	VAULT	PAR.B	HOR.B	TOTAL
GRUPE			SOL	ARCON	ANN	SAUT	B.PAR	B.FIX	
01	GBR		<b>46.65</b>	<b>46.80</b>	<b>48.60</b>	<b>48.35</b>	<b>46.35</b>	<b>47.95</b>	<b>284.70</b>
		Van Hoof, Edmund	9.00	8.55	9.40	9.60	8.70	9.50	54.75
		Beynon, Carl	9.30	9.35	9.65	9.50	9.20	9.45	56.45
		Winch, Barry	9.25	9.30	9.75	9.65	9.45	9.60	57.00
		Langley, Keith	8.90	9.40	9.70	9.60	9.30	9.80	56.70
		Bartlett, Terence	9.60	9.15	9.70	9.75	9.40	9.60	57.20
Morris, Andrew	9.50	9.60	9.80	9.75	9.00	8.70	56.35		
02	ESP	Fraguas, Antonio	8.80	9.10	9.65	9.65	9.20	9.75	56.15
		AUS Edmonds, Robert	9.40	7.60	9.55	9.70	8.50	8.35	53.10
		AUS Birnbaum, Werner	9.50	9.30	9.70	9.65	9.20	9.40	56.75
		ITA Allievi, Vittorio	9.30	9.50	9.50	9.75	8.75	9.20	56.00
		ROM Pintea, Valentin	9.80	9.50	9.80	9.75	9.40	9.70	57.95
		ROM Nicula, Emilian	9.65	9.60	9.90	9.60	9.40	9.30	57.45
03	SMR	Zonzini, Maurizio	9.15	9.55	9.10	9.80	9.05	8.80	55.45
		NOR Gjertsen, Finn	9.30	9.50	9.45	9.55	8.90	9.20	55.90
		ITA Amboni, Rocco	9.60	9.40	9.70	9.55	9.25	9.40	56.90
		ESP Soler, Miguel	9.65	9.50	9.80	9.70	9.40	9.70	57.75
		ITA Lazzarich, Diego	9.70	9.45	9.75	9.60	8.50	9.80	56.80
		MEX Pineda, Antonio	9.70	9.80	9.55	9.75	8.90	9.75	57.45
04	BRA	Gnoatto, Gerson	9.05	9.35	9.40	9.65	8.75	9.60	55.80
		ISR Levy, Yaacov	9.35	8.25	9.50	9.50	7.20	8.55	52.35
		SWE Jonasson, Johan	9.65	9.60	9.70	9.65	8.85	9.65	57.10
		ISR Moyal, Yohanan	9.00	9.25	9.45	9.60	9.15	9.50	55.95
		ESP Rodriguez, Alfonso	9.55	9.40	9.75	9.70	9.30	9.30	57.00

Men/Team Competition 1b Optional Exercises-Subdivision 2/July 31			Hommes/concours par equipe 1b Exercices a volonte-subdivision 2/31 Juil						
GROUP	CTRY	NAME	FLOOR	S.HOR	RINGS	VAULT	PAR.B	HOR.B	TOTAL
GRUPE			SOL	ARCON	ANN	SAUT	B.PAR	B.FIX	
01	SUI		<b>48.15</b>	<b>47.80</b>	<b>48.65</b>	<b>48.60</b>	<b>47.55</b>	<b>49.25</b>	<b>290.00</b>
		Meister, Urs	9.45	9.20	9.70	9.60	9.30	9.70	56.95
		Cavelti, Bruno	9.75	9.40	9.70	9.25	9.55	9.85	57.50
		Piatti, Marco	9.65	9.50	9.65	9.80	9.55	9.90	58.05
		Zellweger, Josef	9.60	9.80	9.80	9.70	9.30	9.80	58.00
		Lehmann, Markus	9.60	9.60	9.80	9.70	9.60	9.80	58.10
Wunderlin, Daniel	9.55	9.50	9.65	9.80	9.55	9.90	57.95		
02	CAN		<b>48.30</b>	<b>47.00</b>	<b>48.90</b>	<b>48.60</b>	<b>47.30</b>	<b>48.20</b>	<b>288.30</b>
		Long, Warren	9.65	9.55	9.65	9.85	9.45	9.50	57.65
		Chartrand, Philippe	9.60	9.40	9.85	9.70	9.45	9.90	57.90



**Men/Team Competition 1a & 1b**  
Team Classification /July 31

**Hommes/ concours par equipe 1a & 1b**  
Classement par equipe/31 Juil

RANK	CTRY	FLOOR	S.HOR	RINGS	VAULT	PAR.B	HOR.B	COMPUL	OPTION.	TOTAL
RANG	PAYS	SOL	ARCON	ANN	SAUT	B.PAR	B.FIX	IMPOSE	VOLONTE	TOTAL
1	USA	49.10	49.45	48.90	49.30	49.35	49.20	295.30		
		48.95	49.10	49.50	49.35	49.60	49.60		296.10	591.40
2	CHN	49.00	49.20	48.35	49.40	48.80	49.50	294.25		
		49.60	48.70	49.75	49.30	49.55	49.65		296.55	590.80
3	JPN	48.45	47.95	48.85	49.10	48.60	49.45	292.40		
		49.40	48.10	49.15	49.15	49.40	49.10		294.30	586.70
4	FRG	48.15	47.90	47.85	49.20	48.75	48.45	290.30		
		48.55	48.40	48.90	48.50	48.80	48.65		291.80	582.10
5	SUI	48.10	47.90	47.95	49.10	47.90	49.00	289.95		
		48.15	47.80	48.65	48.60	47.55	49.25		290.00	579.95
6	FRA	47.85	47.95	47.00	48.90	47.35	48.60	287.65		
		48.40	47.55	48.45	48.65	48.55	49.00		290.60	578.25
7	CAN	47.60	47.75	47.75	48.90	48.10	48.75	288.85		
		48.30	47.00	48.90	48.60	47.30	48.20		288.30	577.15
8	KOR	47.85	46.70	46.80	48.60	48.35	48.85	287.15		
		47.35	47.75	48.40	48.15	47.30	48.85		287.80	574.95
9	GBR	47.75	46.55	47.70	49.05	46.90	48.35	286.30		
		46.65	46.80	48.60	48.35	46.35	47.95		284.70	571.00

**Men/Team Competition 1a & 1b**  
Individual Classific.-All Around/July 31

**Hommes/ concours par equipe 1a & 1b**  
Class. indiv.-total des epreuves/31 Juil

RANK	NAME	CTRY	COMPUL.	OPTION.	TOTAL	PRELIM.
RANG	NOM	PAYS	IMPOSE	VOLONTE	TOTAL	PRELIM.
1	Vidmar, Peter	USA	59.25	59.30	118.55	59.275
2	Li, Ning	CHN	59.05	59.40	118.45	59.225
3	Tong, Fei	CHN	58.95	59.45	118.40	59.200
4	Conner, Bart	USA	59.05	59.25	118.30	59.150
5	Gushiken, Koji	JPN	59.25	58.95	118.20	59.100
6	Xu, Zhiqiang	CHN	58.85	59.30	118.15	59.075
	Gaylord, Mitchell	USA	58.80	59.35	118.15	59.075
8	Daggett, Timothy	USA	58.85	59.00	117.85	58.925
9	Hartung, James	USA	58.85	58.90	117.75	58.875
10	Lou, Yun	CHN	58.40	59.25	117.65	58.825
11	Kajitani, Nobuyuki	JPN	58.25	58.70	116.95	58.475
12	Li, Xiaoping	CHN	58.25	58.60	116.85	58.425
13	Hirata, Noritoshi	JPN	58.00	58.80	116.80	58.400
14	Geiger, Jurgen	FRG	58.35	58.40	116.75	58.375
15	Li, Yuejiu	CHN	57.70	59.00	116.70	58.350
16	Morisue, Shinji	JPN	57.65	58.95	116.60	58.300
	Johnson, Scott	USA	58.25	58.35	116.60	58.300
18	Winkler, Daniel	FRG	57.95	58.45	116.40	58.200
	Zellweger, Josef	SUI	58.40	58.00	116.40	58.200
20	Lehmann, Markus	SUI	58.20	58.10	116.30	58.150
21	Japtok, Andreas	FRG	57.85	58.35	116.20	58.100
22	Cairon, Jean-Luc	FRA	57.70	58.40	116.10	58.050
	Pintea, Valentin	ROM	58.15	57.95	116.10	58.050
	Wunderlin, Daniel	SUI	58.15	57.95	116.10	58.050
25	Gross, Benno	FRG	57.95	58.10	116.05	58.025
	Sotomura, Koji	JPN	58.00	58.05	116.05	58.025
27	Piatti, Marco	SUI	57.90	58.05	115.95	57.975
28	Chartrand, Philippe	CAN	57.85	57.90	115.75	57.875
29	Yamawaki, Kyoji	JPN	57.25	58.40	115.65	57.825
	Nicula, Emilian	ROM	58.20	57.45	115.65	57.825
31	Suty, Joel	FRA	57.40	58.10	115.50	57.750
32	Vatuone, Philippe	FRA	57.65	57.80	115.45	57.725
	Rohrwick, Volker	FRG	57.60	57.85	115.45	57.725
34	Barbieri, Laurent	FRA	57.35	57.95	115.30	57.650
	Chang, Tae-Eun	KOR	57.55	57.75	115.30	57.650
36	Simmelbauer, Bernhard	FRG	57.70	57.55	115.25	57.625
37	Peters, Brad	CAN	57.90	57.25	115.15	57.575
38	Long, Warren	CAN	57.40	57.65	115.05	57.525
	Han, Chung-Sik	KOR	57.40	57.65	115.05	57.525
40	Bartlett, Terence	GBR	57.75	57.20	114.95	57.475
41	Def, Jacques	FRA	56.70	58.15	114.85	57.425
42	Lee, Jeoung-Sik	KOR	57.50	57.20	114.70	57.350
43	Bimbaum, Werner	AUS	57.85	56.75	114.60	57.300
	Gaudet, Daniel	CAN	57.35	57.25	114.60	57.300
	Cavelti, Bruno	SUI	57.10	57.50	114.60	57.300
46	Pineda, Antonio	MEX	57.05	57.45	114.50	57.250
47	Soler, Miguel	ESP	56.65	57.75	114.40	57.200
	Morris, Andrew	GBR	58.05	56.35	114.40	57.200
49	Nutzenberger, Frank	CAN	57.15	57.15	114.30	57.150
50	Langley, Keith	GBR	57.40	56.70	114.10	57.050
51	Reddon, Allan	CAN	57.70	56.35	114.05	57.025
52	Allievi, Vittorio	ITA	57.95	56.00	113.95	56.975
	Ju, Young-Sam	KOR	56.95	57.00	113.95	56.975
54	Winch, Barry	GBR	56.90	57.00	113.90	56.950
55	Lazzarich, Diego	ITA	57.00	56.80	113.80	56.900
56	Nam, Seoung-Gu	KOR	56.85	56.90	113.75	56.875
57	Chae, Kwang-Suk	KOR	56.70	56.80	113.50	56.750
58	Amboni, Rocco	ITA	56.50	56.90	113.40	56.700
59	Fraguas, Antonio	ESP	57.10	56.15	113.25	56.625
	Boutard, Michel	FRA	56.35	56.90	113.25	56.625
	Meister,Urs	SUI	56.30	56.95	113.25	56.625
62	Rodriguez, Alfonso	ESP	55.75	57.00	112.75	56.375
63	Gjertsen, Finn	NOR	56.45	55.90	112.35	56.175
64	Beynon,Carl	GBR	55.40	56.45	111.85	55.925
65	Zonzini, Maurizio	SMR	56.20	55.45	111.65	55.825
66	Jonasson, Johan	SWE	54.45	57.10	111.55	55.775
67	Moyal, Yohanan	ISR	54.85	55.95	110.80	55.400
68	Edmonds, Robert	AUS	57.35	53.10	110.45	55.225
69	Van Hoof, Edmund	GBR	55.50	54.75	110.25	55.125
70	Gnoatto, Gerson	BRA	52.25	55.80	108.05	54.025
71	Levy, Yaacov	ISR	53.80	52.35	106.15	53.075

**Men/Team Competition 1a & 1b**  
Individual Class.-Floor/July 31

**Hommes/ concours par equipe 1a & 1b**  
Classement indiv-exercic. sol/31 Juil

RANK	NAME	CTRY	COMPUL.	OPTION.	TOTAL	PRELIM.
RANG	NOM	PAYS	IMPOSE	VOLONTE	TOTAL	PRELIM.
1	Li, Ning	CHN	9.90	9.95	19.85	9.925
	Lou, Yun	CHN	9.95	9.90	19.85	9.925
	Conner, Bart	USA	9.95	9.90	19.85	9.925
4	Xu, Zhiqiang	CHN	9.80	9.90	19.70	9.850
	Vatuone, Philippe	FRA	9.80	9.90	19.70	9.850
	Gushiken, Koji	JPN	9.80	9.90	19.70	9.850
	Sotomura, Koji	JPN	9.80	9.90	19.70	9.850

RANK	NAME	CTRY	COMPUL.	OPTION.	TOTAL	PRELIM.
RANG	NOM	PAYS	IMPOSE	VOLONTE	TOTAL	PRELIM.
8	Tong, Fei	CHN	9.70	9.95	19.65	9.825
9	Yamawaki, Kyoji	JPN	9.70	9.90	19.60	9.800
	Pintea, Valentin	ROM	9.80	9.80	19.60	9.800
	Hartung, James	USA	9.80	9.80	19.60	9.800
	Vidmar, Peter	USA	9.80	9.80	19.60	9.800
13	Morisue, Shinji	JPN	9.65	9.90	19.55	9.775
14	Li, Xiaoping	CHN	9.65	9.85	19.50	9.750
	Johnson, Scott	USA	9.80	9.70	19.50	9.750
16	Li, Yuejiu	CHN	9.55	9.90	19.45	9.725
	Japtok, Andreas	FRG	9.70	9.75	19.45	9.725
	Gaylord, Mitchell	USA	9.70	9.75	19.45	9.725
19	Barbieri, Laurent	FRA	9.60	9.80	19.40	9.700
	Winkler, Daniel	FRG	9.70	9.70	19.40	9.700
21	Gaudet, Daniel	CAN	9.70	9.65	19.35	9.675
	Rohrwick, Volker	FRG	9.60	9.75	19.35	9.675
	Nicula, Emilian	ROM	9.70	9.65	19.35	9.675
	Wunderlin, Daniel	SUI	9.80	9.55	19.35	9.675
25	Reddon, Allan	CAN	9.50	9.80	19.30	9.650
	Geiger, Jurgen	FRG	9.60	9.70	19.30	9.650
	Bartlett, Terence	GBR	9.70	9.60	19.30	9.650
	Lehmann, Markus	SUI	9.70	9.60	19.30	9.650
	Zellweger, Josef	SUI	9.70	9.60	19.30	9.650
30	Hirata, Noritoshi	JPN	9.50	9.75	19.25	9.625
	Daggett, Timothy	USA	9.75	9.50	19.25	9.625
32	Han, Chung-Sik	KOR	9.60	9.60	19.20	9.600
	Pineda, Antonio	MEX	9.50	9.70	19.20	9.600
	Cavelti, Bruno	SUI	9.45	9.75	19.20	9.600
35	Long, Warren	CAN	9.50	9.65	19.15	9.575
36	Chartrand, Philippe	CAN	9.50	9.60	19.10	9.550
	Cairon, Jean-Luc	FRA	9.55	9.55	19.10	9.550
	Morris, Andrew	GBR	9.60	9.50	19.10	9.550
	Amboni, Rocco	ITA	9.50	9.60	19.10	9.550
	Lazzarich, Diego	ITA	9.40	9.70	19.10	9.550
	Kajitani, Nobuyuki	JPN	9.30	9.80	19.10	9.550
	Nam, Seoung-Gu	KOR	9.70	9.40	19.10	9.550
	Piatti, Marco	SUI	9.45	9.65	19.10	9.550
44	Suty,Joel	FRA	9.50	9.55	19.05	9.525
	Gross, Benno	FRG	9.40	9.65	19.05	9.525
	Chae, Kwang-Suk	KOR	9.60	9.45	19.05	9.525
47	Def, Jacques	FRA	9.40	9.60	19.00	9.500
48	Chang, Tae-Eun	KOR	9.55	9.40	18.95	9.475
49	Bimbaum, Werner	AUS	9.40	9.50	18.90	9.450
	Edmonds, Robert	AUS	9.50	9.40	18.90	



# Gymnastics

RANK RANG	NAME	CTRY	COMPUL. IMPOSE	OPTION. VOLONTE	TOTAL TOTAL	PRELIM. PRELIM.
41	Chartrand, Philippe	CAN	9.45	9.40	18.85	9.425
	Rodriguez, Alfonso	ESP	9.45	9.40	18.85	9.425
43	Lou, Yun	CHN	9.20	9.60	18.80	9.400
	Langley, Keith	GBR	9.40	9.40	18.80	9.400
	Sotomura, Koji	JPN	9.55	9.25	18.80	9.400
	Chang, Tae-Eun	KOR	9.20	9.60	18.80	9.400
	Gjertsen, Finn	NOR	9.30	9.50	18.80	9.400
48	Winch, Barry	GBR	9.45	9.30	18.75	9.375
	Nam, Seoung-Gu	KOR	9.25	9.50	18.75	9.375
	Cavelti, Bruno	SUI	9.35	9.40	18.75	9.375
51	Boutard, Michel	FRA	9.55	9.15	18.70	9.350
	Amboni, Rocco	ITA	9.30	9.40	18.70	9.350
	Ju, Young-Sam	KOR	9.50	9.20	18.70	9.350
54	Vatuone, Philippe	FRA	9.45	9.20	18.65	9.325
	Rohrwick, Volker	FRA	9.35	9.30	18.65	9.325
	Meister, Urs	SUI	9.45	9.20	18.65	9.325
57	Bartlett, Terence	GBR	9.45	9.15	18.60	9.300
58	Gaudet, Daniel	CAN	9.45	9.10	18.55	9.275
	Nutzenberger, Frank	CAN	9.30	9.25	18.55	9.275
60	Fraguas, Antonio	ESP	9.40	9.10	18.50	9.250
61	Chae, Kwang-Suk	KOR	9.00	9.45	18.45	9.225
62	Lazzarich, Diego	ITA	8.95	9.45	18.40	9.200
63	Barbieri, Laurent	FRA	9.20	9.05	18.25	9.125
64	Moyal, Yohanan	ISR	8.85	9.25	18.10	9.050
65	Yamawaki, Kyoji	JPN	8.65	9.40	18.05	9.025
66	Reddon, Allan	CAN	9.60	8.20	17.80	8.900
67	Beynon, Carl	GBR	8.25	9.35	17.60	8.800
68	Gnoatto, Gerson	BRA	8.05	9.35	17.40	8.700
69	Van Hoof, Edmund	GBR	8.70	8.55	17.25	8.625
70	Edmonds, Robert	AUS	9.45	7.60	17.05	8.525
71	Levy, Yaacov	ISR	8.60	8.25	16.85	8.425

## Men/Team Competition 1a & 1b Individual Class.-Rings/July31

## Hommes/concours par equipe 1a & 1b Classement indiv.-anneaux/31 Juil

RANK RANG	NAME	CTRY	COMPUL. IMPOSE	OPTION. VOLONTE	TOTAL TOTAL	PRELIM. PRELIM.
1	Gaylord, Mitchell	USA	9.85	10.00	19.85	9.925
2	Li, Ning	CHN	9.80	10.00	19.80	9.900
	Gushiken, Koji	JPN	9.90	9.90	19.80	9.900
4	Tong, Fei	CHN	9.70	10.00	19.70	9.850
	Vidmar, Peter	USA	9.80	9.90	19.70	9.850
6	Xu, Zhiqiang	CHN	9.70	9.95	19.65	9.825
	Yamawaki, Kyoji	JPN	9.75	9.90	19.65	9.825
	Daggett, Timothy	USA	9.75	9.90	19.65	9.825
9	Kajitani, Nobuyuki	JPN	9.80	9.80	19.60	9.800
	Nicula, Emilian	ROM	9.70	9.90	19.60	9.800
	Hartung, James	USA	9.80	9.80	19.60	9.800
12	Gaudet, Daniel	CAN	9.70	9.85	19.55	9.775
	Zellweger, Josef	SUI	9.75	9.80	19.55	9.775
	Conner, Bart	USA	9.70	9.85	19.55	9.775
15	Chartrand, Philippe	CAN	9.65	9.85	19.50	9.750
	Lou, Yun	CHN	9.60	9.90	19.50	9.750
	Barbieri, Laurent	FRA	9.60	9.90	19.50	9.750
	Geiger, Jurgen	FRG	9.70	9.80	19.50	9.750
	Morris, Andrew	GBR	9.70	9.80	19.50	9.750
	Pintea, Valentin	ROM	9.70	9.80	19.50	9.750
	Lehmann, Markus	SUI	9.70	9.80	19.50	9.750
	Johnson, Scott	USA	9.65	9.85	19.50	9.750
23	Li, Xiaoping	CHN	9.55	9.90	19.45	9.725
	Soler, Miguel	ESP	9.65	9.80	19.45	9.725
25	Birnbaum, Werner	AUS	9.70	9.70	19.40	9.700
	Rohrwick, Volker	FRG	9.60	9.80	19.40	9.700
	Amboni, Rocco	ITA	9.70	9.70	19.40	9.700
	Lazzarich, Diego	ITA	9.65	9.75	19.40	9.700
	Hirata, Noritoshi	JPN	9.65	9.75	19.40	9.700
30	Winch, Barry	GBR	9.60	9.75	19.35	9.675
	Sotomura, Koji	JPN	9.75	9.60	19.35	9.675
	Chang, Tae-Eun	KOR	9.55	9.80	19.35	9.675
33	Peters, Brad	CAN	9.50	9.80	19.30	9.650
	Cairon, Jean-Luc	FRA	9.50	9.80	19.30	9.650
	Gross, Benno	FRG	9.50	9.80	19.30	9.650
	Winkler, Daniel	FRG	9.60	9.70	19.30	9.650
	Langley, Keith	GBR	9.60	9.70	19.30	9.650
	Morisue, Shinji	JPN	9.50	9.80	19.30	9.650
	Cavelti, Bruno	SUI	9.60	9.70	19.30	9.650
40	Li, Yueju	CHN	9.40	9.85	19.25	9.625
	Japtok, Andreas	FRG	9.45	9.80	19.25	9.625
42	Nutzenberger, Frank	CAN	9.50	9.70	19.20	9.600
	Def, Jacques	FRA	9.50	9.70	19.20	9.600
44	Simmelbauer, Bernhar d	FRG	9.45	9.70	19.15	9.575
	Piatti, Marco	SUI	9.50	9.65	19.15	9.575
46	Reddon, Allan	CAN	9.40	9.70	19.10	9.550
	Bartlett, Terence	GBR	9.40	9.70	19.10	9.550
	Allievi, Vittorio	ITA	9.60	9.50	19.10	9.550
	Ju, Young-Sam	KOR	9.50	9.60	19.10	9.550
	Lee, Jeoung-Sik	KOR	9.40	9.70	19.10	9.550
51	Long, Warren	CAN	9.40	9.65	19.05	9.525
	Beynon, Carl	GBR	9.40	9.65	19.05	9.525
	Meister, Urs	SUI	9.35	9.70	19.05	9.525
	Wunderlin, Daniel	SUI	9.40	9.65	19.05	9.525
55	Fraguas, Antonio	ESP	9.35	9.65	19.00	9.500
	Jonasson, Johan	SWE	9.30	9.70	19.00	9.500
57	Gjertsen, Finn	NOR	9.50	9.45	18.95	9.475
58	Edmonds, Robert	AUS	9.35	9.55	18.90	9.450
	Pineda, Antonio	MEX	9.35	9.55	18.90	9.450
60	Han, Chung-Sik	KOR	9.20	9.65	18.85	9.425
61	Vatuone, Philippe	FRA	9.30	9.50	18.80	9.400
62	Moyal, Yohanan	ISR	9.30	9.45	18.75	9.375
63	Zonzini, Maurizio	SMR	9.60	9.10	18.70	9.350
64	Boutard, Michel	FRA	9.10	9.55	18.65	9.325
65	Suty, Joel	FRA	9.10	9.50	18.60	9.300
	Van Hoof, Edmund	GBR	9.20	9.40	18.60	9.300
	Levy, Yaacov	ISR	9.10	9.50	18.60	9.300
68	Nam, Seoung-Gu	KOR	8.85	9.65	18.50	9.250
69	Gnoatto, Gerson	BRA	9.05	9.40	18.45	9.225
70	Chae, Kwang-Suk	KOR	9.15	9.15	18.30	9.150
71	Rodriguez, Alfonso	ESP	8.40	9.75	18.15	9.075

# Gymnastique

## Men/Team Competition 1a & 1b Individual Class.-Horse Vault/July31

## Hommes/concours par equipe 1a & 1b Classement indiv.-saut cheval/31 Juil

RANK RANG	NAME	CTRY	COMPUL. IMPOSE	OPTION. VOLONTE	TOTAL TOTAL	PRELIM. PRELIM.
1	Lou, Yun	CHN	10.00	10.00	20.00	10.000
2	Gaylord, Mitchell	USA	9.95	9.90	19.85	9.925
3	Hartung, James	USA	9.90	9.90	19.80	9.900
4	Li, Ning	CHN	10.00	9.75	19.75	9.875
	Gushiken, Koji	JPN	9.85	9.90	19.75	9.875
6	Long, Warren	CAN	9.85	9.85	19.70	9.850
	Morisue, Shinji	JPN	9.95	9.75	19.70	9.850
	Wunderlin, Daniel	SUI	9.90	9.80	19.70	9.850
	Johnson, Scott	USA	9.85	9.85	19.70	9.850
10	Tong, Fei	CHN	9.85	9.80	19.65	9.825
	Xu, Zhiqiang	CHN	9.80	9.85	19.65	9.825
	Bartlett, Terence	GBR	9.90	9.75	19.65	9.825
	Pintea, Valentin	ROM	9.90	9.75	19.65	9.825
	Conner, Bart	USA	9.80	9.85	19.65	9.825
	Vidmar, Peter	USA	9.80	9.85	19.65	9.825
16	Reddon, Allan	CAN	9.85	9.75	19.60	9.800
	Li, Yueju	CHN	9.75	9.85	19.60	9.800
	Barbieri, Laurent	FRA	9.85	9.75	19.60	9.800
	Vatuone, Philippe	FRA	9.80	9.80	19.60	9.800
	Rohrwick, Volker	FRG	9.90	9.70	19.60	9.800
	Moms, Andrew	GBR	9.85	9.75	19.60	9.800
	Kajitani, Nobuyuki	JPN	9.70	9.90	19.60	9.800
	Yamawaki, Kyoji	JPN	9.85	9.75	19.60	9.800
	Piatti, Marco	SUI	9.80	9.80	19.60	9.800
25	Birnbaum, Werner	AUS	9.90	9.65	19.55	9.775
	Edmonds, Robert	AUS	9.85	9.70	19.55	9.775
	Li, Xiaoping	CHN	9.75	9.80	19.55	9.775
	Cairon, Jean-Luc	FRA	9.80	9.75	19.55	9.775
	Geiger, Jurgen	FRG	9.90	9.65	19.55	9.775
	Gross, Benno	FRG	9.80	9.75	19.55	9.775
	Sotomura, Koji	JPN	9.75	9.80	19.55	9.775
32	Suty, Joel	FRA	9.80	9.70	19.50	9.750
	Japtok, Andreas	FRG	9.80	9.70	19.50	9.750
	Winch, Barry	GBR	9.85	9.65	19.50	9.750
	Allievi, Vittorio	ITA	9.75	9.75	19.50	9.750
	Hirata, Noritoshi	JPN	9.70	9.80	19.50	9.750
	Lehmann, Markus	SUI	9.80	9.70	19.50	9.750
	Zellweger, Josef	SUI	9.80	9.70	19.50	9.750
	Daggett, Timothy	USA	9.70	9.80	19.50	9.750
40	Chartrand, Philippe	CAN	9.75	9.70	19.45	9.725
	Peters, Brad	CAN	9.75	9.70	19.45	9.725
	Soler, Miguel	ESP	9.75	9.70	19.45	9.725
	Simmelbauer, Bernhar d	FRG	9.80	9.65	19.45	9.725
	Winkler, Daniel	FRG	9.75	9.70	19.45	9.725
	Amboni, Rocco	ITA	9.90	9.55	19.45	9.725
	Han, Chung-Sik	KOR	9.80	9.65	19.45	9.725
47	Fraguas, Antonio	ESP	9.75	9.65	19.40	9.700
	Rodriguez, Alfonso	ESP	9.70	9.70	19.40	9.700
	Lazzarich, Diego	ITA	9.80	9.60	19.40	9.700
	Chang, Tae-Eun	KOR	9.70	9.70	19.40	9.700
	Nicula, Emilian	ROM	9.80	9.60	19.40	9.700
	Meister, Urs	SUI	9.80	9.60	19.40	9.700
53	Langley, Keith	GBR	9.75	9.60	19.35	9.675
	Lee, Jeoung-Sik	KOR	9.70	9.65	19.35	9.675
	Gjertsen, Finn	NOR	9.80	9.55	19.35	9.675
56	Nutzenberger, Frank	CAN	9.70	9.60	19.30	9.650
	Boutard, Michel	FRA	9.65	9.65	19.30	9.650
	Def, Jacques	FRA	9.65	9.65	19.30	9.650
	Van Hoof, Edmund	GBR	9.70	9.60	19.30	9.650
	Nam, Seoung-Gu	KOR	9.70	9.60	19.30	9.650
	Pineda, Antonio	MEX	9.55	9.75	19.30	9.650
62	Chae, Kwang-Suk	KOR	9.70	9.55	19.25	9.625
63	Gaudet, Daniel	CAN	9.65	9.55	19.20	9.600
	Ju, Young-Sam	KOR	9.65	9.55	19.20	9.600
	Zonzini, Maurizio	SMR	9.40	9.80	19.20	9.600
66	Beynon, Cad	GBR	9.65	9.50	19.15	9.575
	Jonasson, Johan	SWE	9.50	9.65	19.15	9.575
68	Levy, Yaacov	ISR	9.60	9.50	19.10	9.550
	Moyal, Yohanan	ISR	9.50	9.60	19.10	9.550
70	Gnoatto, Gerson	BRA	9.30	9.65	18.95	9.475
	Cavelti, Bruno	SUI	9.70	9.25	18.95	9.475

## Men/Team Competition 1a & 1b Individual Class.-Paral. Bars/July31

## Hommes/concours par equipe 1a & 1b Classement indiv.-barres par/31 Juil

RANK RANG	NAME	CTRY	COMPUL. IMPOSE	OPTION. VOLONTE	TOTAL TOTAL	PRELIM. PRELIM.
1	Conner, Bart	USA	9.90	10.00	19.90	9.950
	Gaylord, Mitchell	USA	10.00	9.90	19.90	9.950
3	Kajitani, Nobuyuki	JPN	9.95	9.90	19.85	9.925
4	Gushiken, Koji	JPN	9.90	9.90	19.80	9.900
</						



RANK RANG	NAME	CTRY	COMPUL. IMPOSE	OPTION. VOLONTE	TOTAL TOTAL	PRELIM. PRELIM.
25	Cairon, Jean-Luc	FRA	9.50	9.75	19.25	9.625
	Lee, Jeoung-Sik	KOR	9.75	9.50	19.25	9.625
27	Peters, Brad	CAN	9.70	9.50	19.20	9.600
	Lehmann, Markus	SUI	9.60	9.60	19.20	9.600
	Piatti, Marco	SUI	9.65	9.55	19.20	9.600
	Wunderlin, Daniel	SUI	9.65	9.55	19.20	9.600
31	Chartrand, Philippe	CAN	9.70	9.45	19.15	9.575
	Sotomura, Koji	JPN	9.40	9.75	19.15	9.575
33	Barbieri, Laurent	FRA	9.45	9.65	19.10	9.550
	Zellweger, Josef	SUI	9.80	9.30	19.10	9.550
35	Morisue, Shinji	JPN	9.15	9.90	19.05	9.525
	Han, Chung-Sik	KOR	9.60	9.45	19.05	9.525
37	Long, Warren	CAN	9.55	9.45	19.00	9.500
	Reddon, Allan	CAN	9.60	9.40	19.00	9.500
	Soler, Miguel	ESP	9.60	9.40	19.00	9.500
	Vatuone, Philippe	FRA	9.45	9.55	19.00	9.500
	Nicula, Emilian	ROM	9.60	9.40	19.00	9.500
	Pintea, Valentin	ROM	9.60	9.40	19.00	9.500
43	Boutard, Michel	FRA	9.35	9.60	18.95	9.475
	Bartlett, Terence	GBR	9.55	9.40	18.95	9.475
45	Chae, Kwang-Suk	KOR	9.50	9.40	18.90	9.450
46	Nutzenberger, Frank	CAN	9.55	9.30	18.85	9.425
	Fraguas, Antonio	ESP	9.65	9.20	18.85	9.425
	Rodriguez, Alfonso	ESP	9.55	9.30	18.85	9.425
	Ju, Young-Sam	KOR	9.40	9.45	18.85	9.425
50	Bimbaum, Werner	AUS	9.55	9.20	18.75	9.375
	Gaudet, Daniel	CAN	9.25	9.50	18.75	9.375
	Cavelti, Bruno	SUI	9.20	9.55	18.75	9.375
53	Langley, Keith	GBR	9.40	9.30	18.70	9.350
	Nam, Seoung-Gu	KOR	9.70	9.00	18.70	9.350
55	Def, Jacques	FRA	8.85	9.75	18.60	9.300
	Morris, Andrew	GBR	9.60	9.00	18.60	9.300
57	Pineda, Antonio	MEX	9.60	8.90	18.50	9.250
58	Allievi, Vittorio	ITA	9.70	8.75	18.45	9.225
59	Beynon, Carl	GBR	9.20	9.20	18.40	9.200
	Winch, Barry	GBR	8.95	9.45	18.40	9.200
61	Gjertsen, Finn	NOR	9.45	8.90	18.35	9.175
	Zonzini, Maurizio	SMR	9.30	9.05	18.35	9.175
63	Moyal, Yohanan	ISR	9.10	9.15	18.25	9.125
64	Meister, Urs	SUI	8.80	9.30	18.10	9.050
65	Lazzarich, Diego	ITA	9.55	8.50	18.05	9.025
66	Edmonds, Robert	AUS	9.45	8.50	17.95	8.975
	Jonasson, Johan	SWE	9.10	8.85	17.95	8.975
68	Van Hoof, Edmund	GBR	9.15	8.70	17.85	8.925
69	Amboni, Rocco	ITA	8.45	9.25	17.70	8.850
70	Gnoatto, Gerson	BRA	8.20	8.75	16.95	8.475
71	Levy, Yaacov	ISR	8.20	7.20	15.40	7.700

**Men/Team Competition 1a & 1b** **Hommes/concours par equipe 1a & 1b**  
**Individual Class.-Horiz.Bar/July 31** **Classement indiv.-barre fixe/31 Juil**

RANK RANG	NAME	CTRY	COMPUL. IMPOSE	OPTION. VOLONTE	TOTAL TOTAL	PRELIM. PRELIM.
1	Morisue, Shinji	JPN	10.00	10.00	20.00	10.000
2	Tong, Fei	CHN	10.00	9.95	19.95	9.975
3	Lou, Yun	CHN	9.95	9.95	19.90	9.950
	Xu, Zhiqiang	CHN	10.00	9.90	19.90	9.950
	Gushiken, Koji	JPN	10.00	9.90	19.90	9.950
	Daggett, Timothy	USA	9.90	10.00	19.90	9.950
	Vidmar, Peter	USA	9.95	9.95	19.90	9.950
8	Piatti, Marco	SUI	9.90	9.90	19.80	9.900
	Conner, Bart	USA	9.90	9.90	19.80	9.900
10	Li, Yuejiu	CHN	9.85	9.90	19.75	9.875
	Wunderlin, Daniel	SUI	9.85	9.90	19.75	9.875
12	Chartrand, Philippe	CAN	9.80	9.90	19.70	9.850
	Vatuone, Philippe	FRA	9.85	9.85	19.70	9.850
	Hirata, Noritoshi	JPN	9.80	9.90	19.70	9.850
	Lee, Jeoung-Sik	KOR	9.85	9.85	19.70	9.850
16	Li, Xiaoping	CHN	9.70	9.95	19.65	9.825
	Def, Jacques	FRA	9.80	9.85	19.65	9.825
	Japtok, Andreas	FRG	9.75	9.90	19.65	9.825
	Cavelti, Bruno	SUI	9.80	9.85	19.65	9.825
20	Lehmann, Markus	SUI	9.80	9.80	19.60	9.800
	Hartung, James	USA	9.80	9.80	19.60	9.800
22	Fraguas, Antonio	ESP	9.80	9.75	19.55	9.775
	Winkler, Daniel	FRG	9.75	9.80	19.55	9.775
	Chae, Kwang-Suk	KOR	9.75	9.80	19.55	9.775
25	Nutzenberger, Frank	CAN	9.80	9.70	19.50	9.750
	Suty, Joel	FRA	9.70	9.80	19.50	9.750
	Langley, Keith	GBR	9.70	9.80	19.50	9.750
	Sotomura, Koji	JPN	9.75	9.75	19.50	9.750
	Chang, Tae-Eun	KOR	9.75	9.75	19.50	9.750
30	Barbieri, Laurent	FRA	9.65	9.80	19.45	9.725
	Lazzarich, Diego	ITA	9.65	9.80	19.45	9.725
	Han, Chung-Sik	KOR	9.85	9.60	19.45	9.725
	Zellweger, Josef	SUI	9.65	9.80	19.45	9.725
34	Li, Ning	CHN	9.50	9.90	19.40	9.700
	Geiger, Jurgen	FRG	9.70	9.70	19.40	9.700
	Nam, Seoung-Gu	KOR	9.65	9.75	19.40	9.700
37	Bartlett, Terence	GBR	9.75	9.60	19.35	9.675
	Kajitani, Nobuyuki	JPN	9.90	9.45	19.35	9.675
	Ju, Young-Sam	KOR	9.65	9.70	19.35	9.675
	Gaylord, Mitchell	USA	9.40	9.95	19.35	9.675
41	Cairon, Jean-Luc	FRA	9.60	9.70	19.30	9.650
	Gross, Benno	FRG	9.60	9.70	19.30	9.650
	Pineda, Antonio	MEX	9.55	9.75	19.30	9.650
	Pintea, Valentin	ROM	9.60	9.70	19.30	9.650
45	Reddon, Allan	CAN	9.75	9.50	19.25	9.625
	Yamawaki, Kyoji	JPN	9.70	9.55	19.25	9.625
	Meister, Urs	SUI	9.55	9.70	19.25	9.625
48	Gaudet, Daniel	CAN	9.60	9.60	19.20	9.600
	Simmelbauer, Bernhard	FRG	9.65	9.55	19.20	9.600
	Winch, Barry	GBR	9.60	9.60	19.20	9.600

RANK RANG	NAME	CTRY	COMPUL. IMPOSE	OPTION. VOLONTE	TOTAL TOTAL	PRELIM. PRELIM.
51	Peters, Brad	CAN	9.80	9.35	19.15	9.575
	Soler, Miguel	ESP	9.45	9.70	19.15	9.575
	Rohrwick, Volker	FRG	9.60	9.55	19.15	9.575
	Nicula, Emilian	ROM	9.85	9.30	19.15	9.575
	Johnson, Scott	USA	9.65	9.50	19.15	9.575
56	Bimbaum, Werner	AUS	9.70	9.40	19.10	9.550
	Long, Warren	CAN	9.60	9.50	19.10	9.550
58	Van Hoof, Edmund	GBR	9.55	9.50	19.05	9.525
	Amboni, Rocco	ITA	9.65	9.40	19.05	9.525
60	Rodriguez, Alfonso	ESP	9.70	9.30	19.00	9.500
61	Boutard, Michel	FRA	9.50	9.40	18.90	9.450
	Beynon, Carl	GBR	9.45	9.45	18.90	9.450
	Allievi, Vittorio	ITA	9.70	9.20	18.90	9.450
64	Gjertsen, Finn	NOR	9.55	9.20	18.75	9.375
65	Moyal, Yohanan	ISR	9.15	9.50	18.65	9.325
66	Morris, Andrew	GBR	9.75	8.70	18.45	9.225
67	Edmonds, Robert	AUS	9.75	8.35	18.10	9.050
68	Gnoatto, Gerson	BRA	8.45	9.60	18.05	9.025
	Zonzini, Maurizio	SMR	9.25	8.80	18.05	9.025
70	Levy, Yaacov	ISR	9.10	8.55	17.65	8.825
	Jonasson, Johan	SWE	8.00	9.65	17.65	8.825

**Men/Individual All-Around Competition Final** **Hommes/finales du concours multiple individual**  
**Aug. 02** **02 Aout**

RANK RANG	NAME	CTRY	FLOOR SOL	S.HOR ARCON	RINGS ANN.	VAULT SAUT	PAR.B B.PAR	HOR.B B.FIX	FINAL FINALE	PRELIM. PRELIM.	TOTAL TOTAL
1	Gushiken, Koji	JPN	9.90	9.90	9.95	10.00	9.90	9.95	59.60	59.100	118.700
2	Vidmar, Peter	USA	9.80	9.90	9.90	9.90	9.90	10.00	59.40	59.275	118.675
3	Li, Ning	CHN	9.90	9.95	9.90	9.90	9.80	9.90	59.35	59.225	118.575
4	Tong, Fei	CHN	9.90	9.90	9.90	9.90	9.75	10.00	59.35	59.200	118.550
5	Gaylord, Mitchell	USA	9.85	9.90	9.95	9.90	9.90	9.95	59.45	59.075	118.525
6	Conner, Bart	USA	9.85	9.90	9.90	9.80	9.85	9.90	59.20	59.150	118.350
7	Xu, Zhiqiang	CHN	9.90	9.90	9.90	9.90	9.90	9.65	59.15	59.075	118.225
8	Kajitani, Nobuyuki	JPN	9.75	9.90	9.90	9.90	9.55	9.55	58.90	58.475	117.375
9	Hirata, Noritoshi	JPN	9.85	9.70	9.90	9.80	9.65	9.90	58.80	58.400	117.200
10	Geiger, Jurgen	FRG	9.70	9.60	9.90	9.90	9.45	9.75	58.30	58.375	116.675
11	Zellweger, Josef	SUI	9.70	9.80	9.80	9.70	9.55	9.80	58.35	58.200	116.550
12	Lehmann, Markus	SUI	9.70	9.75	9.60	9.65	9.55	9.80	58.05	58.150	116.200
13	Chang, Tae-Eun	KOR	9.85	9.55	9.80	9.85	9.75	9.70	58.50	57.650	116.150
14	Nicula, Emilian	ROM	9.50	9.65	9.90	9.75	9.55	9.85	58.20	57.825	116.025
15	Pintea, Valentin	ROM	9.90	9.80	9.35	9.70	9.40	9.80	57.95	58.050	116.000
	Cairon, Jean-Luc	FRA	9.80	9.80	9.90	9.80	9.40	9.25	57.95	58.050	116.000
17	Japtok, Andreas	FRG	9.60	9.70	9.80	9.70	9.55	9.40	57.75	58.100	115.850
18	Chartrand, Philippe	CAN	9.45	9.50	9.90	9.80	9.20	9.95	57.80	57.875	115.675
19	Long, Warren	CAN	9.80	9.60	9.80	9.75	9.45	9.70	58.10	57.525	115.625
20	Suty, Joel	FRA	9.65	9.80	9.70	9.75	9.60	9.25	57.75	57.750	115.500
21	Winkler, Daniel	FRG	9.90	9.65	9.75	9.80	9.65	9.30	57.05	58.200	115.250
22	Vatuone, Philippe	FRA	9.85	9.10	9.80	9.70	9.05	9.80	57.30	57.725	115.025
23	Pineda, Antonio	MEX	9.70	9.85	9.50	9.70	9.50	9.45	57.70	57.250	114.950
24	Morris, Andrew	GBR	9.65	9.60	9.80	9.70	9.60	9.35	57.70	57.200	114.900
25	Soler, Miguel	ESP	9.60	9.65	9.80	9.75	9.15	9.70	57.65	57.200	114.850
26	Allievi, Vittorio	ITA	9.75	9.70	9.55	9.90	9.45	9.50	57.85	56.975	114.825
27	Han, Chung-Sik	KOR	9.45	8.85	9.80	9.85	9.65	9.55	57.15	57.525	114.675
28	Wunderlin, Daniel	SUI	9.80	8.75	9.80	9.75	9.60	8.80	56.50	58.050	114.550
	Lee, Jeoung-Sik	KOR	9.75	9.65	9.75	9.70	9.30	9.05	57.20	57.350	114.550
30	Amboni, Rocco	ITA	9.60	9.65	9.75	9.75	9.20	9.70	57.65	56.700	114.350
31	Bimbaum, Werner	AUS	9.75	9.00	9.70	9.70	9.10	9.55	56.80	57.300	114.100
32	Lazzarich, Diego	ITA	9.80	8.80	9.70	9.80	9.25	9.55	56.90	56.900	113.800
33	Gaudet, Daniel	CAN	9.70	8.65	9.90	9.55	9.30	9.15	56.25	57.300	113.550
34	Langley, Keith	GBR	9.75	9.25	9.70	9.30	8.55	9.75	56.30	57.050	113.350
35	Fraguas, Antonio	ESP	9.70	8.90	9.80	9.70	9.20	9.40	56.70	56.625	113.325
36	Bartlett										

Men/Finals At Apparatus - Competition 3  
Rings/Aug. 04

Hommes/finales aux engins - concours 3  
Anneaux/04 Aout

RANK	NAME	CTRY	COMPUL.	OPTION.	PRELIM.	FINAL	TOTAL
RANG			IMPOSE	VOLONTE	PRELIM.	FINALE	TOTAL
1	Gushiken, Koji	JPN	9.90	9.90	9.900	9.95	19.850
	Li, Ning	CHN	9.80	10.00	9.900	9.95	19.850
3	Gaylord, Mitchell	USA	9.85	10.00	9.925	9.90	19.825
4	Tong, Fei	CHN	9.70	10.00	9.850	9.90	19.750
	Vidmar, Peter	USA	9.80	9.90	9.850	9.90	19.750
6	Yamawaki, Kyoji	JPN	9.75	9.90	9.825	9.90	19.725
7	Nicula, Emilian	ROM	9.70	9.90	9.800	9.70	19.500
8	Zellweger, Josef	SUI	9.75	9.80	9.775	9.60	19.375

Men/Finals At Apparatus - Competition 3  
Horse Vault/Aug. 04

Hommes/finales aux engins - concours 3  
Saut de cheval/04 Aout

RANK	NAME	CTRY	COMPUL.	OPTION.	PRELIM.	FINAL	TOTAL
RANG			IMPOSE	VOLONTE	PRELIM.	FINALE	TOTAL
1	Lou, Yun	CHN	10.00	10.00	10.000	9.950	19.950
2	Li, Ning	CHN	10.00	9.75	9.875	9.950	19.825
	Gushiken, Koji	JPN	9.85	9.90	9.875	9.950	19.825
	Gaylord, Mitchell	USA	9.95	9.90	9.925	9.900	19.825
	Morisue, Shinji	JPN	9.95	9.75	9.850	9.975	19.825
6	Hartung, James	USA	9.90	9.90	9.900	9.900	19.800
7	Long, Warren	CAN	9.85	9.85	9.850	9.850	19.700
8	Wunderlin, Daniel	SUI	9.90	9.80	9.850	9.775	19.625

Men/Finals At Apparatus-Competition 3  
Parallel Bars/Aug. 04

Hommes/finales aux engins - concours 3  
Barres paralleles/04 Aout

RANK	NAME	CTRY	COMPUL.	OPTION.	PRELIM.	FINAL	TOTAL
RANG			IMPOSE	VOLONTE	PRELIM.	FINALE	TOTAL
1	Conner, Bart	USA	9.90	10.00	9.950	10.00	19.950
2	Kajitani, Nobuyuki	JPN	9.95	9.90	9.925	10.00	19.925
3	Gaylord, Mitchell	USA	10.00	9.90	9.950	9.90	19.850
4	Tong, Fei	CHN	9.85	9.90	9.875	9.95	19.825
5	Gushiken, Koji	JPN	9.90	9.90	9.900	9.90	19.800
6	Li, Ning	CHN	9.85	9.90	9.875	9.90	19.775
7	Winkler, Daniel	FRG	9.75	9.85	9.800	9.80	19.600
	Geiger, Jurgen	FRG	9.80	9.80	9.800	9.80	19.600

Men/Finals At Apparatus - Competition 3  
Horizontal Bar/Aug. 04

Hommes/finales aux engins - concours 3  
Barre fixe/04 Aout

RANK	NAME	CTRY	COMPUL.	OPTION.	PRELIM.	FINAL	TOTAL
RANG			IMPOSE	VOLONTE	PRELIM.	FINALE	TOTAL
1	Morisue, Shinji	JPN	10.00	10.00	10.000	10.00	20.000
2	Tong, Fei	CHN	10.00	9.95	9.975	10.00	19.975
3	Gushiken, Koji	JPN	10.00	9.90	9.950	10.00	19.950
4	Lou, Yun	CHN	9.95	9.95	9.950	9.90	19.850
	Vidmar, Peter	USA	9.95	9.95	9.950	9.90	19.850
	Daggett, Timothy	USA	9.90	10.00	9.950	9.90	19.850
7	Piatti, Marco	SUI	9.90	9.90	9.900	9.90	19.800
8	Wunderlin, Daniel	SUI	9.85	9.90	9.875	9.80	19.675





## Handball / Handball

### Officials

#### International Handball Federation (IHF)

President / president Paul Hoegberg (SWE)  
Secretary-General / secretaire-general Max Rinkenburger (FRG)  
Technical Delegates / delegues techniques Joerg Bahrke (FRG)  
Curt Wadmark (SWE)

#### LAOC Administrative Staff / Personnel Administratif de LAOC

Commisionner / commissaire Tom Megonigal  
Competition Director and Sports Manager /  
directeur du competition et manager du sport Mike Cavanaugh  
Venue Manager / manager de la venue Ron Andris

### Participants / Participants

Women  
Femmes

Competitors  
Competiteurs  
96

Countries  
Pays  
6

Men  
Hommes

Competitors  
Competiteurs  
192

Countries  
Pays  
12

*Titan Gymnasium,  
California State University,  
Fullerton (3,300)*









# Handball

Women/Championship Pool Results Match 01 /Aug. 01				Femmes/poule de championnat Resultats match 01/01 Aout			
NO	NAME	GOALS BUTS	NO	NAME	GOALS BUTS		
KOR 23-AUT 22 (11-15. 12-7)							
KOR				AUT			
3	Kim, Kyung-Soon	1	2	Popp, Ulrike	0		
4	Lee, Soon-Ei	2	3	Neubauer, Martina	3		
5	Jeong, Hyei-Soon	1	5	Unger, Susanne	2		
7	Kim, Mi-Sook	0	6	Gschiesl-Follyn, Mlena	8		
9	Han, Hwa-Soo	3	7	Sykora, Maria	1		
10	Kim, Ok-Hwa	7	8	Steinbauer, Silvia	1		
11	Kim, Choon-Yei	2	9	Hillinger, Karin	0		
12	Jeung, Soon-Bok	0	10	Zehner, Elisabeth	0		
13	Yoon, Byung-Soon	5	11	Gebauer, Gabriele	4		
14	Lee, Young-Ja	0	12	Radovic, Vesna	0		
15	Sung, Kyung-Hwa	2	13	Zielewicz, Teresa	3		
16	Youn, Soo-Kyung	0	16	Unger, Monika	0		
REFEREE/ARBITRES CHRISTENSEN DEN WOHLK DEN							

Women/Championship Pool Statistics Match 01/Aug.01				Femmes/poule de championnat Statistiques match 01/01 Aout			
TOTAL SAVED BLOCKED MISSED G.POSTS GOALS ASSISTS ARRETS CONTRES RATES POTEAUX BUTS ASSIST.							
KOR							
SHOT ATTEMPTS/LANCERS	42	11	2	5	1	23	11
ATTACKS/ATTAQUES	74						
FAST BREAKS/CONTRE-ATTAQUES	4						
PENALTY 7-M	6	0	0		1	5	
FREE THROWS/JETS FRANCS	13						
TURN-OVER/PERTES DE BALLE	18						
WARNINGS/AVERTISSEMENTS	1						
SUSPENSIONS 2 MIN.	3						
DISQUALIFICATIONS	0						
EXPULSIONS	0						
PENALTY MINUTES	6						
GOALS/BUTS	23						
AUT							
SHOT ATTEMPTS/LANCERS	61	18	6	5	10	22	9
ATTACKS/ATTAQUES	74						
FAST BREAKS/CONTRE-ATTAQUES	0						
PENALTY 7-M	6	2	0		0	4	
FREE THROWS/JETS FRANCS	38						
TURN-OVER/PERTES DE BALLE	16						
WARNINGS/AVERTISSEMENTS	2						
SUSPENSIONS 2 MIN.	4						
DISQUALIFICATIONS	0						
EXPULSIONS	0						
PENALTY MINUTES	8						
GOALS/BUTS	22						

Women/Championship Pool Results Match 02 /Aug. 01				Femmes/poule de championnat Resultats match 02/01 Aout			
NO	NAME	GOALS BUTS	NO	NAME	GOALS BUTS		
YUG 20-FRG 19 (11-12. 9-7)							
YUG				FRG			
1	Ptujec, Jasna	0	4	Becker, Maike	3		
3	Pavicevic, Zorica	0	5	Kunze, Corinna	4		
4	Jankovic, Ljubinka	0	7	Schmitt, Silvia	2		
5	Anastasovski, Svetlana	2	8	Mroczynski, Roswitha	1		
6	Dasic-Kitic, Svetlana	3	9	Erb, Sabine	2		
7	Ercic, Emilija	0	10	Stelberg, Dagmar	3		
8	Cuderman, Alenka	0	11	Jonsson, Kerstin	0		
9	Mugosa, Svetlana	0	12	Huhn, Astrid	0		
10	Djurica, Mirjana	6	13	Platen, Petra	4		
11	Visnjic, Biserka	0	14	Sturm, Claudia	0		
12	Djukic, Slavica	0	16	Koschella, Sabrina	0		
14	Kolar-Merdan, Jasna	9	19	Putzke, Vanadis	0		
REFEREES/ARBITRES SZENDRY HUN SOMHEGY HUN							

# Handball

Women/Championship Pool Statistics Match 02/Aug. 01				Femmes/poule de championnat Statistiques match 02/01 Aout			
TOTAL SAVED BLOCKED MISSED G.POSTS GOALS ASSISTS ARRETS CONTRES RATES POTEAUX BUTS ASSIST.							
YUG							
SHOT ATTEMPTS/LANCERS	48	13	10	3	2	20	1
ATTACKS/ATTAQUES	56						
FAST BREAKS/CONTRE-ATTAQUES	3						
PENALTY 7-M	6	0	1		0	5	
FREE THROWS/JETS FRANCS	33						
TURN-OVER/PERTES DE BALLE	11						
WARNINGS/AVERTISSEMENTS	3						
SUSPENSIONS 2 MIN.	1						
DISQUALIFICATIONS	0						
EXPULSIONS	0						
PENALTY MINUTES	2						
GOALS/BUTS	20						
FRG							
SHOT ATTEMPTS/LANCERS	45	9	5	6	6	19	4
ATTACKS/ATTAQUES	57						
FAST BREAKS/CONTRE-ATTAQUES	3						
PENALTY 7-M	5	1	1		1	2	
FREE THROWS/JETS FRANCS	45						
TURN-OVER/PERTES DE BALLE	8						
WARNINGS/AVERTISSEMENTS	3						
SUSPENSIONS 2 MIN.	1						
DISQUALIFICATIONS	0						
EXPULSIONS	0						
PENALTY MINUTES	2						
GOALS/BUTS	19						

Women/Championship Pool Results Match 03/Aug. 01				Femmes/poule de championnat Resultats match 03/01 Aout			
NO	NAME	GOALS BUTS	NO	NAME	GOALS BUTS		
USA 25-CHN 22 (9-12. 16-10)							
CHN				USA			
1	Wu, Xingjiang	0	1	Boyd, Pamela	0		
3	He, Jianping	4	2	Lindsey, Carol	1		
4	Zhu, Juefeng	4	3	Clanton, Reita	0		
5	Zhang, Weihong	1	4	Winn, Sherry	1		
6	Gao, Xiumin	0	5	Contos, Theresa	2		
7	Wang, Linwei	2	6	Forest, Carmen	2		
8	Liu, Liping	1	7	De La Riva, Sandra	5		
11	Sun, Xiulan	3	8	Trombly, Janice	0		
12	Liu, Yumei	0	9	Dwight, Mary Phyllis	1		
13	Li, Lan	1	10	Stinger, Cynthia	7		
14	Wang, Mingxing	3	13	Jones, Leora Sam	6		
15	Chen, Zhen	3	16	Stone, Penelope	0		
REFEREES/ARBITRES MARIN ROM SERBAN ROM							

Women/Championship Pool Statistics Match 03/Aug. 01				Femmes/poule de championnat Statistiques match 03/01 Aout			
TOTAL SAVED BLOCKED MISSED G.POSTS GOALS ASSISTS ARRETS CONTRES RATES POTEAUX BUTS ASSIST.							
CHN							
SHOT ATTEMPTS/LANCERS	43	13	3	1	4	22	3
ATTACKS/ATTAQUES	71						
FAST BREAKS/CONTRE-ATTAQUES	4						
PENALTY 7-M	5	2	0		0	3	
FREE THROWS/JETS FRANCS	35						
TURN-OVER/PERTES DE BALLE	12						
WARNINGS/AVERTISSEMENTS	3						
SUSPENSIONS 2 MIN.	6						
DISQUALIFICATIONS	0						
EXPULSIONS	0						
PENALTY MINUTES	12						
GOALS/BUTS	22						
USA							
SHOT ATTEMPTS/LANCERS	52	12	1	8	6	25	10
ATTACKS/ATTAQUES	71						
FAST BREAKS/CONTRE-ATTAQUES	2						
PENALTY 7-M	5	0	0		0	5	
FREE THROWS/JETS FRANCS	34						
TURN-OVER/PERTES DE BALLE	12						
WARNINGS/AVERTISSEMENTS	4						
SUSPENSIONS 2 MIN.	7						
DISQUALIFICATIONS	1						
EXPULSIONS	0						
PENALTY MINUTES	14						
GOALS/BUTS	25						

**Women / Championship Pool**  
**Results Match 04 / Aug. 03**

**Femmes / poule de championnat**  
**Resultats match 04 / 03 Aout**

NO	NAME	GOALS BUTS	NO	NAME	GOALS BUTS
YUG 30-AUT 15 (15-8, 15-7)					
YUG			AUT		
01	Ptujec, Jasna	0	02	Popp, Ulrike	0
02	Ognjenovic, Mirjana	3	03	Neubauer, Martina	0
03	Pavicevic, Zorica	1	05	Unger, Susanne	0
04	Jankovic, Ljubinka	0	06	Gschiessl-Foltyn, Milena	5
05	Anastasovski, Svetlana	4	07	Sykora, Maria	1
06	Dasic-Kitic, Svetlana	4	08	Steinbauer, Silvia	0
09	Mugosa, Svetlana	2	09	Hillinger, Karin	0
10	Djurica, Mirjana	3	10	Zehetner, Elisabeth	0
11	Visnjic, Biserka	5	11	Gebauer, Gabriele	3
12	Djukic, Slavica	0	12	Radovic, Vesna	0
14	Kolar-Merdan, Jasna	7	13	Zielewicz, Teresa	6
15	Mugosa, Ljiljana	1	16	Unger, Monika	0

REFEREES/ARBITRES RAUCHFUSS GDR  
BUCHDA GDR

**Women / Championship Pool**  
**Statistics Match 04 / Aug. 03**

**Femmes / poule de championnat**  
**Statistiques match 04 / 03 Aout**

	TOTAL	SAVED	BLOCKED	MISSED	G.POSTS	GOALS	ASSISTS
	ARRETS	CONTRES	RATES	POTEAUX	BUTS	ASSIST.	
YUG							
SHOT ATTEMPTS/LANCERS	45	14	0	1	0	30	1
ATTACKS/ATTAQUES	55					21	
FAST BREAKS/CONTRE-ATTAQUES	4					4	
PENALTY 7-M	5	0		0	0	5	
FREE THROWS/JETS FRANCS	20						
TURN-OVER/PERTES DE BALLE	19						
WARNINGS/AVERTISSEMENTS	3						
SUSPENSIONS 2 MIN.	6						
DISQUALIFICATIONS	0						
EXPULSIONS	0						
PENALTY MINUTES	12						
GOALS/BUTS	30						

	TOTAL	SAVED	BLOCKED	MISSED	G.POSTS	GOALS	ASSISTS
	ARRETS	CONTRES	RATES	POTEAUX	BUTS	ASSIST.	
AUT							
SHOT ATTEMPTS/LANCERS	42	10	7	7	3	15	0
ATTACKS/ATTAQUES	56					13	
FAST BREAKS/CONTRE-ATTAQUES	0					0	
PENALTY 7-M	3	0		0	1	2	
FREE THROWS/JETS FRANCS	37						
TURN-OVER/PERTES DE BALLE	19						
WARNINGS/AVERTISSEMENTS	3						
SUSPENSIONS 2 MIN	4						
DISQUALIFICATIONS	0						
EXPULSIONS	0						
PENALTY MINUTES	8						
GOALS/BUTS	15						

**Women / Championship Pool**  
**Results Match 05 / Aug. 03**

**Femmes / poule de championnat**  
**Resultats match 05 / 03 Aout**

NO	NAME	GOALS BUTS	NO	NAME	GOALS BUTS
CHN 20-FRG 19 (11-7, 9-12)					
CHN			FRG		
01	Wu, Xingjiang	0	04	Becker, Maike	1
03	He, Jianping	2	05	Kunze, Corinna	1
04	Zhu, Juefeng	0	07	Schmitt, Silvia	2
05	Zhang, Weihong	1	08	Mroczynski, Roswitha	0
07	Wang, Linwei	4	09	Erb, Sabine	0
08	Liu, Liping	1	10	Stelberg, Dagmar	4
10	Zhang, Peijun	0	11	Jonsson, Kerstin	6
11	Sun, Xiulan	1	12	Huhn, Astrid	0
12	Liu, Yumei	0	13	Platen, Petra	1
13	Li, Lan	0	14	Sturm, Claudia	4
14	Wang, Mingxing	6	16	Koschella, Sabrina	0
15	Chen, Zhen	5	19	Putzke, Vanadis	0

REFEREES/ARBITRES NILSSON SWE  
WESTER SWE

**Women / Championship Pool**  
**Statistics Match 05 / Aug. 03**

**Femmes / poule de championnat**  
**Statistiques match 05 / 03 Aout**

	TOTAL	SAVED	BLOCKED	MISSED	G.POSTS	GOALS	ASSISTS
	ARRETS	CONTRES	RATES	POTEAUX	BUTS	ASSIST.	
CHN							
SHOT ATTEMPTS/LANCERS	34	12	0	1	1	20	0
ATTACKS/ATTAQUES	50					15	
FAST BREAKS/CONTRE-ATTAQUES	0					0	
PENALTY 7-M	9	1		0	2	5	
FREE THROWS/JETS FRANCS	49						
TURN-OVER/PERTES DE BALLE	14						
WARNINGS/AVERTISSEMENTS	3						
SUSPENSIONS 2 MIN.	7						
DISQUALIFICATIONS	0						
EXPULSIONS	0						
PENALTY MINUTES	14						
GOALS/BUTS	20						

REFEREES/ARBITRES RAUCHFUSS GDR  
BUCHDA GDR

**Women / Championship Pool**  
**Statistics Match 04 / Aug. 03**

**Femmes / poule de championnat**  
**Statistiques match 04 / 03 Aout**

	TOTAL	SAVED	BLOCKED	MISSED	G.POSTS	GOALS	ASSISTS
	ARRETS	CONTRES	RATES	POTEAUX	BUTS	ASSIST.	
YUG							
SHOT ATTEMPTS/LANCERS	45	14	0	1	0	30	1
ATTACKS/ATTAQUES	55					21	
FAST BREAKS/CONTRE-ATTAQUES	4					4	
PENALTY 7-M	5	0		0	0	5	
FREE THROWS/JETS FRANCS	20						
TURN-OVER/PERTES DE BALLE	19						
WARNINGS/AVERTISSEMENTS	3						
SUSPENSIONS 2 MIN.	6						
DISQUALIFICATIONS	0						
EXPULSIONS	0						
PENALTY MINUTES	12						
GOALS/BUTS	30						

REFEREES/ARBITRES RAUCHFUSS GDR  
BUCHDA GDR

**Women / Championship Pool**  
**Statistics Match 05 / Aug. 03**

**Femmes / poule de championnat**  
**Statistiques match 05 / 03 Aout**

	TOTAL	SAVED	BLOCKED	MISSED	G.POSTS	GOALS	ASSISTS
	ARRETS	CONTRES	RATES	POTEAUX	BUTS	ASSIST.	
CHN							
SHOT ATTEMPTS/LANCERS	34	12	0	1	1	20	0
ATTACKS/ATTAQUES	50					15	
FAST BREAKS/CONTRE-ATTAQUES	0					0	
PENALTY 7-M	9	1		0	2	5	
FREE THROWS/JETS FRANCS	49						
TURN-OVER/PERTES DE BALLE	14						
WARNINGS/AVERTISSEMENTS	3						
SUSPENSIONS 2 MIN.	7						
DISQUALIFICATIONS	0						
EXPULSIONS	0						
PENALTY MINUTES	14						
GOALS/BUTS	20						

CHN

	TOTAL	SAVED	BLOCKED	MISSED	G.POSTS	GOALS	ASSISTS
	ARRETS	CONTRES	RATES	POTEAUX	BUTS	ASSIST.	
FRG							
SHOT ATTEMPTS/LANCERS	45	7	0	12	7	19	1
ATTACKS/ATTAQUES	53					14	
FAST BREAKS/CONTRE-ATTAQUES	3					3	
PENALTY 7-M	3	0		1	0	2	
FREE THROWS/JETS FRANCS	37						
TURN-OVER/PERTES DE BALLE	10						
WARNINGS/AVERTISSEMENTS	2						
SUSPENSIONS 2 MIN.	4						
DISQUALIFICATIONS	0						
EXPULSIONS	0						
PENALTY MINUTES	8						
GOALS/BUTS	19						

**Women / Championship Pool**  
**Results Match 06 / Aug. 03**

**Femmes / poule de championnat**  
**Resultats match 06 / 03 Aout**

NO	NAME	GOALS BUTS	NO	NAME	GOALS BUTS
KOR 29-USA 27 (16-11, 13-16)					
KOR			USA		
1	Son, Mi-Na	0	1	Boyd, Pamela	0
3	Kim, Kyung-Soon	2	2	Lindsey, Carol	4
4	Lee, Soon-El	1	3	Clanton, Reita	1
5	Jeong, Hyo-Soon	1	4	Winn, Sherry	1
7	Kim, Mi-Sook	0	5	Cortos, Theresa	0
9	Han, Hwa-Soo	4	6	Forest, Carmen	0
10	Kim, Ok-Hwa	6	7	De La Riva, Sandra	5
11	Kim, Choon-Yei	1	8	Trombly, Janice	0
12	Jeung, Soon-Bok	0	9	Dwight, Mary Phyllis	1
13	Yoon, Byung-Soon	8	10	Stinger, Cynthia	6
14	Lee, Young-Ja	0	13	Jones, Leora Sam	9
15	Sung, Kyung-Hwa	6	16	Stone, Penelope	0

REFEREES/ARBITRES ISCHER SUI  
RYKART SUI

**Women / Championship Pool**  
**Statistics Match 06 / Aug. 03**

**Femmes / poule de championnat**  
**Statistiques match 06 / 03 Aout**

	TOTAL	SAVED	BLOCKED	MISSED	G.POSTS	GOALS	ASSISTS
	ARRETS	CONTRES	RATES	POTEAUX	BUTS	ASSIST.	
KOR							
SHOT ATTEMPTS/LANCERS	52	7	9	1	6	29	1
ATTACKS/ATTAQUES	61					24	
FAST BREAKS/CONTRE-ATTAQUES	3					3	
PENALTY 7-M	3	1		0	0	2	
FREE THROWS/JETS FRANCS	35						
TURN-OVER/PERTES DE BALLE	17						
WARNINGS/AVERTISSEMENTS	3						
SUSPENSIONS 2 MIN.	6						
DISQUALIFICATIONS	0						
EXPULSIONS	0						
PENALTY MINUTES	12						
GOALS/BUTS	29						

USA

	TOTAL	SAVED	BLOCKED	MISSED	G.POSTS	GOALS	ASSISTS
	ARRETS	CONTRES	RATES	POTEAUX	BUTS	ASSIST.	
USA							
SHOT ATTEMPTS/LANCERS	46	9	3	4	3	27	3
ATTACKS/ATTAQUES	62					24	
FAST BREAKS/CONTRE-ATTAQUES	1					0	
PENALTY 7-M	4	1		0	0	3	
FREE THROWS/JETS FRANCS	34						
TURN-OVER/PERTES DE BALLE	19						
WARNINGS/AVERTISSEMENTS	3						
SUSPENSIONS 2 MIN.	7						
DISQUALIFICATIONS	0						
EXPULSIONS	0						
PENALTY MINUTES	14						
GOALS/BUTS	27						

# Handball

## Women/Championship Pool Results Match 07/Aug. 05

## Femmes/poule de championnat Resultats match 07/05 Aout

NO	NAME	GOALS BUTS	NO	NAME	GOALS BUTS
FRG 18-AUT 17 (7-5, 11-12)					
FRG			AUT		
2	Blumauer, Elke	1	3	Neubauer, Martina	3
4	Becker, Maïke	1	4	Prokop, Karin	0
5	Kunze, Corinna	1	5	Unger, Susanne	0
7	Schmitt, Silvia	3	6	Gschiesl-Foltyn, Milena	7
9	Erb, Sabine	3	7	Sykora, Maria	0
10	Stelberg, Dagmar	3	8	Steinbauer, Silvia	0
11	Jonsson, Kerstin	2	9	Hillinger, Karin	0
12	Huhn, Astrid	0	10	Zehetner, Elisabeth	0
13	Platen, Petra	2	11	Gebauer, Gabriele	1
14	Sturm, Claudia	2	12	Radovic, Vesna	0
16	Koschella, Sabrina	0	13	Zielewicz, Teresa	6
19	Putzke, Vanadis	0	16	Unger, Monika	0

REFEREES/ARBITRES ISCHER SUI  
RYKART SUI

## Women/Championship Pool Statistics Match 07/Aug. 05

## Femmes/poule de championnat Statistiques match 07/05 Aout

	TOTAL	SAVED	BLOCKED	MISSED	G.POSTS	GOALS	ASSISTS
	ARRETS	CONTRES	RATES	POTEAUX	BUTS	ASSIST.	
SHOT ATTEMPTS/LANCERS	32	7	1	3	3	18	2
ATTACKS/ATTAQUES	49					12	
FAST BREAKS/CONTRE-ATTAQUES	1					1	
PENALTY 7-M	5	0		0	0	5	
FREE THROWS/JETS FRANCS	39						
TURN-OVER/PERTES DE BALLE	13						
WARNINGS/AVERTISSEMENTS	3						
SUSPENSIONS 2 MIN.	4						
DISQUALIFICATIONS	0						
EXPULSIONS	0						
PENALTY MINUTES	8						
GOALS/BUTS	18						

	TOTAL	SAVED	BLOCKED	MISSED	G.POSTS	GOALS	ASSISTS
	ARRETS	CONTRES	RATES	POTEAUX	BUTS	ASSIST.	
SHOT ATTEMPTS/LANCERS	36	7	5	3	4	17	0
ATTACKS/ATTAQUES	49					9	
FAST BREAKS/CONTRE-ATTAQUES	2					2	
PENALTY 7-M	6	0		0	0	6	
FREE THROWS/JETS FRANCS	45						
TURN-OVER/PERTES DE BALLE	12						
WARNINGS/AVERTISSEMENTS	4						
SUSPENSIONS 2 MIN.	2						
DISQUALIFICATIONS	0						
EXPULSIONS	0						
PENALTY MINUTES	4						
GOALS/BUTS	17						

## Women/Championship Pool Results Match 08/Aug. 05

## Femmes/poule de championnat Resultats match 08/05 Aout

NO	NAME	GOALS BUTS	NO	NAME	GOALS BUTS
CHN 24-KOR 24 (10-14, 14-10)					
CHN			KOR		
1	Wu, Xingjiang	0	3	Kim, Kyung-Soon	2
3	He, Jianping	2	4	Lee, Soon-Ei	1
4	Zhu, Juefeng	1	5	Jeong, Hyoui-Soon	2
5	Zhang, Weihong	1	7	Kim, Mi-Sook	0
7	Wang, Linwei	1	9	Han, Hwa-Soo	3
8	Liu, Liping	7	10	Kim, Ok-Hwa	4
10	Zhang, Peijun	0	11	Kim, Choon-Yei	1
11	Sun, Xiulan	1	12	Jeung, Soon-Bok	0
12	Liu, Yumei	0	13	Yoon, Byung-Soon	6
13	Li, Lan	4	14	Lee, Young-Ja	4
14	Wang, Mingxing	2	15	Sung, Kyung-Hwa	1
15	Chen, Zhen	5	16	Youn, Soo-Kyung	0

REFEREES/ARBITRES ANTHONSEN NOR  
BOLSTAD NOR

# Handball

## Women/Championship Pool Statistics Match 08/Aug. 05

## Femmes/poule de championnat Statistiques match 08/05 Aout

	TOTAL	SAVED	BLOCKED	MISSED	G.POSTS	GOALS	ASSISTS
	ARRETS	CONTRES	RATES	POTEAUX	BUTS	ASSIST.	
CHN							
SHOT ATTEMPTS/LANCERS	45	13	3	1	4	24	4
ATTACKS/ATTAQUES	70					17	
FAST BREAKS/CONTRE-ATTAQUES	7					4	
PENALTY 7-M	4	1		1	0	3	
FREE THROW/JETS FRANCS	23						
TURN-OVER/PERTES DE BALLE	24						
WARNINGS/AVERTISSEMENTS	1						
SUSPENSIONS 2 MIN.	3						
DISQUALIFICATIONS	0						
EXPULSIONS	0						
PENALTY MINUTES	6						
GOALS/BUTS	24						

	TOTAL	SAVED	BLOCKED	MISSED	G.POSTS	GOALS	ASSISTS
	ARRETS	CONTRES	RATES	POTEAUX	BUTS	ASSIST.	
KOR							
SHOT ATTEMPTS/LANCERS	52	18	2	4	4	24	9
ATTACKS/ATTAQUES	70					16	
FAST BREAKS/CONTRE-ATTAQUES	7					3	
PENALTY 7-M	7	1		1	0	5	
FREE THROWS/JETS FRANCS	17						
TURN-OVER/PERTES DE BALLE	23						
WARNINGS/AVERTISSEMENTS	2						
SUSPENSIONS 2 MIN.	0						
DISQUALIFICATIONS	0						
EXPULSIONS	0						
PENALTY MINUTES	0						
GOALS/BUTS	24						

## Women/Championship Pool Results Match 09/Aug. 05

## Femmes/poule de championnat Resultats match 09/05 Aout

NO	NAME	GOALS BUTS	NO	NAME	GOALS BUTS
YUG 33-USA 20 (14-10, 19-10)					
YUG			USA		
1	Ptujec, Jasna	0	1	Boyd, Pamela	0
2	Ognjenovic, Mirjana	2	2	Lindsey, Carol	1
3	Pavicevic, Zorica	1	3	Clanton, Reita	0
4	Jankovic, Ljubinka	2	4	Winn, Sherry	4
5	Anastasovski, Svetlana	1	5	Cantos, Theresa	0
6	Dasic-Kitic, Svetlana	4	6	Forest, Carmen	1
7	Ercic, Emilija	2	7	De La Riva, Sandra	0
8	Cuderman, Alenka	0	8	Trombly, Janice	0
10	Djurica, Mirjana	2	9	Dwight, Mary Phyllis	0
14	Kolar-Merdan, Jasna	17	10	Stinger, Cynthia	11
15	Mugosa, Lijijana	2	13	Jones, Leora Sam	3
16	Djuric, Dragica	0	16	Stone, Penelope	0

REFEREES/ARBITRES NILSSON SWE  
WESTER SWE

## Women/Championship Pool Statistics Match 09/Aug. 05

## Femmes/poule de championnat Statistiques match 09/05 Aout

	TOTAL	SAVED	BLOCKED	MISSED	G.POSTS	GOALS	ASSISTS
	ARRETS	CONTRES	RATES	POTEAUX	BUTS	ASSIST.	
YUG							
SHOT ATTEMPTS/LANCERS	53	8	4	4	4	33	4
ATTACKS/ATTAQUES	52					21	
FAST BREAKS/CONTRE-ATTAQUES	6					5	
PENALTY 7-M	9	0		0	1	8	
FREE THROWS/JETS FRANCS	40						
TURN-OVER/PERTES DE BALLE	9						
WARNINGS/AVERTISSEMENTS	2						
SUSPENSIONS 2 MIN.	5						
DISQUALIFICATIONS	0						
EXPULSIONS	0						
PENALTY MINUTES	10						
GOALS/BUTS	33						

	TOTAL	SAVED	BLOCKED	MISSED	G.POSTS	GOALS	ASSISTS
	ARRETS	CONTRES	RATES	POTEAUX	BUTS	ASSIST.	
USA							
SHOT ATTEMPTS/LANCERS	42	8	2	6	6	20	3
ATTACKS/ATTAQUES	53					13	
FAST BREAKS/CONTRE-ATTAQUES	2					2	
PENALTY 7-M	5	0		0	0	5	
FREE THROWS/JETS FRANCS	38						
TURN-OVER/PERTES DE BALLE	17						
WARNINGS/AVERTISSEMENTS	2						
SUSPENSIONS 2 MIN.	6						
DISQUALIFICATIONS	1						
EXPULSIONS	0						
PENALTY MINUTES	12						
GOALS/BUTS	20						



Women / Championship Pool  
Results Match 10 / Aug. 07

Femmes / poule de championnat  
Resultats match 10 / 07 Aout

NO	NAME	GOALS BUTS	NO	NAME	GOALS BUTS
CHN 21-AUT 16 (10-7, 11-9)					
CHN			AUT		
1	Wu, Xingjiang	0	1	Huber, Ulrike	0
3	He, Jianping	3	3	Neubauer, Martina	0
4	Zhu, Juefeng	0	5	Unger, Susanne	0
5	Zhang, Weihong	0	6	Gschiessl-Foltyrn, Milena	9
6	Gao, Xiumin	1	7	Sykora, Maria	0
7	Wang, Linwei	4	8	Steinbauer, Silvia	0
8	Liu, Liping	2	9	Hillinger, Karin	0
11	Sun, Xiulan	2	10	Zehetner, Elisabeth	0
12	Liu, Yumei	0	11	Gebauer, Gabriele	4
13	Li, Lan	2	12	Radovic, Vesna	0
14	Wang, Mingxing	4	13	Zielewicz, Teresa	3
15	Chen, Zhen	3	14	Neunteufel, Gudrun	0

REFEREES/ARBITRES LELONG FRA  
TANCREZ FRA

Women / Championship Pool  
Statistics-Match 10 / Aug. 07

Femmes / poule de championnat  
Statistiques match 10 / 07 Aout

	TOTAL	SAVED	BLOCKED	MISSED	G.POSTS	GOALS	ASSISTS
	ARRETS	CONTRES	RATES	POTEAUX	BUTS	ASSIST.	
CHN							
SHOT ATTEMPTS/LANCERS	40	11	0	4	4	21	3
ATTACKS/ATTAQUES	51					14	
FAST BREAKS/CONTRE-ATTAQUES	8					5	
PENALTY 7-M	2	0		0	0	2	
FREE THROWS/JETS FRANCS	31						
TURN-OVER/PERTES DE BALLE	16						
WARNINGS/AVERTISSEMENTS	2						
SUSPENSIONS 2 MIN.	3						
DISQUALIFICATIONS	0						
EXPULSIONS	0						
PENALTY MINUTES	6						
GOALS/BUTS	21						
AUT							
SHOT ATTEMPTS/LANCERS	46	16	3	3	8	16	2
ATTACKS/ATTAQUES	50					14	
FAST BREAKS/CONTRE-ATTAQUES	1					1	
PENALTY 7-M	3	1		0	1	1	
FREE THROWS/JETS FRANCS	38						
TURN-OVER/PERTES DE BALLE	15						
WARNINGS/AVERTISSEMENTS	2						
SUSPENSIONS 2 MIN.	4						
DISQUALIFICATIONS	0						
EXPULSIONS	0						
PENALTY MINUTES	8						
GOALS/BUTS	16						

Women / Championship Pool  
Results Match 11 / Aug. 07

Femmes / poule de championnat  
Resultats match 11 / 07 Aout

NO	NAME	GOALS BUTS	NO	NAME	GOALS BUTS
YUG 29-KOR 23 (15-14, 14-9)					
YUG			KOR		
1	Ptujec, Jasna	0	3	Kim, Kyung-Soon	3
2	Ognjenovic, Mirjana	1	4	Lee, Soon-Ei	4
3	Pavicevic, Zorica	0	5	Jeong, Hyoui-Soon	0
4	Jankovic, Ljubinka	3	7	Kim, Mi-Sook	0
5	Anastasovski, Svetlana	3	9	Han, Hwa-Soo	2
6	Dasic-Kitic, Svetlana	5	10	Kim, Ok-Hwa	4
7	Ericic, Emilija	0	11	Kim, Choon-Yel	3
10	Djurica, Mirjana	4	12	Jeung, Soon-Bok	0
11	Visnjic, Biserka	5	13	Yom, Byung-Soon	1
12	Djukic, Slavica	0	14	Lee, Young-Ja	1
14	Kolar-Merdan, Jasna	8	15	Sung, Kyung-Hwa	5
15	Mugosa, Ljiljana	0	16	Youn, Soo-Kyung	0

REFEREES/ARBITRES MARIN ROM  
SERBAN ROM

Women / Championship Pool  
Statistics Match 11 / Aug. 07

Femmes / poule championnat  
Statistiques match 11 / 07 Aout

	TOTAL	SAVED	BLOCKED	MISSED	G.POSTS	GOALS	ASSISTS
	ARRETS	CONTRES	RATES	POTEAUX	BUTS	ASSIST.	
YUG							
SHOT ATTEMPTS/LANCERS	53	15	1	6	2	29	8
ATTACKS/ATTAQUES	63					15	
FAST BREAKS/CONTRE-ATTAQUES	8					7	
PENALTY 7-M	9	2		0	0	7	
FREE THROWS/JETS FRANCS	13						
TURN-OVER/PERTES DE BALLE	13						
WARNINGS/AVERTISSEMENTS	2						
SUSPENSIONS 2 MIN.	5						
DISQUALIFICATIONS	0						
EXPULSIONS	0						
PENALTY MINUTES	10						
GOALS/BUTS	29						
KOR							
SHOT ATTEMPTS/LANCERS	45	10	3	5	4	23	6
ATTACKS/ATTAQUES	64					18	
FAST BREAKS/CONTRE-ATTAQUES	4					3	
PENALTY 7-M	4	2		0	0	2	
FREE THROWS/JETS FRANCS	24						
TURN-OVER/PERTES DE BALLE	25						
WARNINGS/AVERTISSEMENTS	2						
SUSPENSIONS 2 MIN.	5						
DISQUALIFICATIONS	0						
EXPULSIONS	0						
PENALTY MINUTES	10						
GOALS/BUTS	23						

Women / Championship Pool  
Results Match 12 / Aug. 07

Femmes / poule championnat  
Resultats match 12 / 07 Aout

NO	NAME	GOALS BUTS	NO	NAME	GOALS BUTS
FRG 18-USA 17 (10-7, 8-10)					
FRG			USA		
2	Blumauer, Elke	0	1	Boyd, Pamela	0
4	Becker, Maike	0	2	Lindsey, Carol	0
5	Kunze, Corinna	0	3	Clanton, Reita	2
7	Schmitt, Silva	7	4	Winn, Sherry	2
9	Erbs, Sabine	1	6	Forest, Carmen	0
10	Stelberg, Dagmar	5	7	De La Riva, Sandra	0
11	Jonsson, Kerstin	1	8	Trombly, Janice	0
12	Huhn, Astrid	0	9	Dwight, Mary Phyllis	0
13	Platen, Petra	1	10	Stinger, Cynthia	5
14	Sturm, Claudia	3	11	Hale, Melinda	0
16	Koschella, Sabrina	0	13	Jones, Leora Sam	8
19	Putzke, Vanadis	0	16	Stone, Penelope	0

REFEREES/ARBITRES KOPPE HOL  
NUSSER HOL

Women / Championship Pool  
Statistics Match 12 / Aug. 07

Femmes / poule championnat  
Statistiques match 12 / 07 Aout

	TOTAL	SAVED	BLOCKED	MISSED	G.POSTS	GOALS	ASSISTS
	ARRETS	CONTRES	RATES	POTEAUX	BUTS	ASSIST.	
FRG							
SHOT ATTEMPTS/LANCERS	34	7	1	4	4	18	4
ATTACKS/ATTAQUES	57					12	
FAST BREAKS/CONTRE-ATTAQUES	1					1	
PENALTY 7-M	5	0		0	0	5	
FREE THROWS/JETS FRANCS	33						
TURN-OVER/PERTES DE BALLE	20						
WARNINGS/AVERTISSEMENTS	2						
SUSPENSIONS 2 MIN.	6						
DISQUALIFICATIONS	0						
EXPULSIONS	0						
PENALTY MINUTES	12						
GOALS/BUTS	18						
USA							
SHOT ATTEMPTS/LANCERS	40	10	7	2	4	17	3
ATTACKS/ATTAQUES	58					13	
FAST BREAKS/CONTRE-ATTAQUES	2					1	
PENALTY 7-M	3	0		0	0	3	
FREE THROWS/JETS FRANCS	40						
TURN-OVER/PERTES DE BALLE	17						
WARNINGS/AVERTISSEMENTS	3						
SUSPENSIONS 2 MIN.	6						
DISQUALIFICATIONS	0						
EXPULSIONS	0						
PENALTY MINUTES	12						
GOALS/BUTS	17						



# Handball

## Women/ Championship Pool Results Match 13/Aug. 09

## Femmes/poule de championnat Resultats match 13/09 Aout

NO	NAME	GOALS BUTS	NO	NAME	GOALS BUTS
USA 25-AUT 21 (11-9, 14-12)					
AUT			USA		
2	Popp, Ulrike	0	1	Boyd, Pamela	0
3	Neubauer, Martina	2	2	Lindsey, Carol	0
5	Unger, Susanne	2	3	Clanton, Reita	1
6	Gschiessl-Foltyn, Milena	5	4	Winn, Sherry	3
7	Sykora, Maria	4	6	Forest, Carmen	1
8	Steinbauer, Silvia	0	7	De La Riva, Sandra	3
9	Hillinger, Karin	0	8	Trombly, Janice	0
10	Zehetner, Elisabeth	1	9	Dwight, Mary Phyllis	0
11	Gebauer, Gabriele	4	10	Stinger, Cynthia	10
12	Radovic, Vesna	0	11	Hale, Melinda	1
13	Zielewicz, Teresa	3	13	Jones, Leora Sam	6
16	Unger, Monika	0	16	Stone, Penelope	0

REFEREES/ARBITRES CHRISTENSEN DEN  
WOHLK DEN

## Women/Championship Pool Statistics Match 13/Aug. 09

## Femmes/poule de championnat Statistiques match 13/09 Aout

	TOTAL	SAVED	BLOCKED	MISSED	G.POSTS	GOALS	ASSISTS
		ARRETS	CONTRES	RATES	POTEAUX	BUTS	ASSIST.
AUT							
SHOT ATTEMPTS/LANCERS	48	16	3	4	4	21	3
ATTACKS/ATTAQUES	58					18	
FAST BREAKS/CONTRE-ATTAQUES	4					2	
PENALTY 7-M	2	1		0	0	1	
FREE THROWS/JETS FRANCS	32						
TURN-OVER/PERTES DE BALLE	16						
WARNINGS/AVERTISSEMENTS	1						
SUSPENSIONS 2 MIN.	2						
DISQUALIFICATIONS	0						
EXPULSIONS	0						
PENALTY MINUTES	4						
GOALS/BUTS	21						
USA							
SHOT ATTEMPTS/LANCERS	45	14	2	2	2	25	3
ATTACKS/ATTAQUES	58					17	
FAST BREAKS/CONTRE-ATTAQUES	4					2	
PENALTY 7-M	7	1		0	0	6	
FREE THROWS/JETS FRANCS	27						
TURN-OVER/PERTES DE BALLE	17						
WARNINGS/AVERTISSEMENTS	2						
SUSPENSIONS 2 MIN.	4						
DISQUALIFICATIONS	0						
EXPULSIONS	0						
PENALTY MINUTES	8						
GOALS/BUTS	25						

## Women/Championship Pool Results Match 14/Aug. 09

## Femmes/poule de championnat Resultats match 14/09 Aout

NO	NAME	GOALS BUTS	NO	NAME	GOALS BUTS
KOR 26-FRG 17 (9-10, 17-7)					
KOR			FRG		
3	Kim, Kyung-Soon	2	2	Blumauer, Elke	1
4	Lee, Soon-Ei	0	4	Becker, Maike	1
5	Jeong, Hyei-Soon	2	7	Schmitt, Silvia	1
7	Kim, Mi-Sook	0	8	Mroczynski, Roswitha	1
9	Han, Hwa-Soo	3	9	Erbs, Sabine	2
10	Kim, Ok-Hwa	0	10	Stelberg, Dagmar	8
11	Kim, Choon-Yei	0	11	Jonsson, Kerstin	2
12	Jeung, Soon-Bok	0	12	Huhn, Astrid	0
13	Yoon, Byung-Soon	16	13	Platen, Petra	1
14	Lee, Young-Ja	0	14	Sturm, Claudia	0
15	Sung, Kyung-Hwa	3	16	Koschella, Sabrina	0
16	Youn, Soo-Kyung	0	19	Putzke, Vanadis	0

REFEREES/ARBITRES LELONG FRA  
TANCREZ FRA

# Handball

## Women/Championship Pool Statistics Match 14/Aug. 09

## Femmes/poule de championnat Statistiques match 14/09 Aout

	TOTAL	SAVED	BLOCKED	MISSED	G.POSTS	GOALS	ASSISTS
		ARRETS	CONTRES	RATES	POTEAUX	BUTS	ASSIST.
KOR							
SHOT ATTEMPTS/LANCERS	53		11	1	6	26	5
ATTACKS/ATTAQUES	58					17	
FAST BREAKS/CONTRE-ATTAQUES	2					1	
PENALTY 7-M	10			0	0	8	
FREE THROWS/JETS FRANCS	28						
TURN-OVER/PERTES DE BALLE	17						
WARNINGS/AVERTISSEMENTS	2						
SUSPENSIONS 2 MIN.	1						
DISQUALIFICATIONS	0						
EXPULSIONS	0						
PENALTY MINUTES	2						
GOALS/BUTS	26						
FRG							
SHOT ATTEMPTS/LANCERS	43	17	2	4	3	17	7
ATTACKS/ATTAQUES	59					15	
FAST BREAKS/CONTRE-ATTAQUES	4					2	
PENALTY 7-M	2	1		0	1	0	
FREE THROWS/JETS FRANCS	27						
TURN-OVER/PERTES DE BALLE	18						
WARNINGS/AVERTISSEMENTS	1						
SUSPENSIONS 2 MIN.	0						
DISQUALIFICATIONS	0						
EXPULSIONS	0						
PENALTY MINUTES	0						
GOALS/BUTS	17						

## Women/Championship Pool Results Match 15/Aug. 09

## Femmes/poule de championnat Resultats match 15/09 Aout

NO	NAME	GOALS BUTS	NO	NAME	GOALS BUTS
YUG 31-CHN 25 (15-15, 16-10)					
YUG			CHN		
1	Ptujec, Jasna	0	1	Wu, Xingjiang	0
2	Ognjenovic, Mirjana	4	3	He, Jianping	0
4	Jankovic, Ljubinka	2	4	Zhu, Juefeng	5
5	Anastasovski, Svetlana	3	5	Zhang, Weihong	0
6	Dasic-Kitic, Svetlana	6	6	Gao, Xiumin	2
8	Cuderman, Alenka	0	7	Wang, Linwei	0
9	Mugosa, Svetlana	0	8	Liu, Liping	3
10	Djurica, Mirjana	3	11	Sun, Xiulan	5
11	Visnjic, Biserka	5	12	Liu, Yumei	0
12	Djukic, Slavica	0	13	Li, Lan	2
14	Kolar-Merdan, Jasna	7	14	Wang, Mingxing	5
15	Mugosa, Ljiljana	1	15	Chen, Zhen	3

REFEREES/ARBITRES KOPPE HOL  
NUSSER HOL

## Women/Championship Pool Statistics Match 15/Aug. 09

## Femmes/poule de championnat Statistiques match 15/09 Aout

	TOTAL	SAVED	BLOCKED	MISSED	G.POSTS	GOALS	ASSISTS
		ARRETS	CONTRES	RATES	POTEAUX	BUTS	ASSIST.
YUG							
SHOT ATTEMPTS/LANCERS	54	14	2	1	8	31	12
ATTACKS/ATTAQUES	72					22	
FAST BREAKS/CONTRE-ATTAQUES	4					3	
PENALTY 7-M	6	0		0	0	6	
FREE THROWS/JETS FRANCS	18						
TURN-OVER/PERTES DE BALLE	20						
WARNINGS/AVERTISSEMENTS	2						
SUSPENSIONS 2 MIN.	5						
DISQUALIFICATIONS	0						
EXPULSIONS	0						
PENALTY MINUTES	10						
GOALS/BUTS	31						
CHN							
SHOT ATTEMPTS/LANCERS	52	14	7	3	3	25	9
ATTACKS/ATTAQUES	72					15	
FAST BREAKS/CONTRE-ATTAQUES	7					6	
PENALTY 7-M	6	1		1	0	4	
FREE THROWS/JETS FRANCS	41						
TURN-OVER/PERTES DE BALLE	23						
WARNINGS/AVERTISSEMENTS	1						
SUSPENSIONS 2 MIN.	3						
DISQUALIFICATIONS	0						
EXPULSIONS	0						
PENALTY MINUTES	6						
GOALS/BUTS	25						



Women/Championship Pool  
Team Standing/Aug. 09

Femmes/poule de championnat  
Classement des equipes/09 Aout

	COUNTRY PAYS	PLAYED JOUES	WON GAGNES	LOST PERDUS	TIED NULS	FOR POUR	AGAINST CONTRE	POINTS
1	YUG	5	5	0	0	143	102	10
2	KOR	5	3	1	1	125	119	7
3	CHN	5	2	2	1	112	115	5
4	FRG	5	2	3	0	91	100	4
4	USA	5	2	3	0	114	123	4
6	AUT	5	0	5	0	91	117	0

TOURNAMENT PROGRESS/DEROULEMENT DU TOURNOI

	YUG	CHN	KOR	FRG	AUT	USA
YUG	X	31-25	29-23	20-19	30-15	33-20
CHN	25-31	X	24-24	20-19	21-16	22-25
KOR	23-29	24-24	X	26-17	23-22	29-27
FRG	19-20	19-20	17-26	X	18-17	18-17
AUT	15-30	16-21	22-23	17-18	X	21-25
USA	20-33	25-22	27-29	17-18	25-21	X

Match Summary

Match Sommaire

Match			Attendance
1	KOR	23	AUT 22 session: 3,305
2	YUG	20	FRG 19 session: 3,305
3	USA	25	CHN 22 session: 3,305
4	YUG	30	AUT 15 Session: 3,276
5	CHN	20	FRG 19 Session: 3,276
6	KOR	29	USA 27 Session: 3,276
7	FRG	18	AUT 17 Session: 3,287
8	CHN	24	KOR 24 Session: 3,287
9	YUG	33	USA 20 Session: 3,287
10	CHN	21	AUT 16 Session: 3,310
11	YUG	29	KOR 23 Session: 3,310
12	FRG	18	USA 17 Session: 3,310
13	USA	25	AUT 21 Session: 3,286
14	KOR	26	FRG 17 Session: 3,286
15	YUG	31	CHN 25 Session: 3,286

Women/Championship Pool  
Scorer Standing/Aug. 09

Femmes/poule de championnat  
Classement des equipes/09 Aout

RANK RANG	CTRY	NAME	GOALS TOTAL	BUTS 7-M	ASSISTS ASSIST.	MATCHES
1	YUG	KoLar-Merdan, Jasna	48	22	6	5
2	USA	stinger, Cynthia	39	20	7	5
3	KOR	Yoon, Byung-Soon	36	16	8	5
4	AUT	Gschiessl-Foltyn, Milena	34	5	3	5
5	USA	Jones, Leora Sam	32	0	9	5
6	FRG	Stelberg, Dagmar	23	0	0	5
7	YUG	Dasic-Kitic, Svetlana	22	0	11	5
	AUT	Zielewicz, Teresa	22	7	5	5
9	KOR	Kim, Ok-Hwa	21	4	6	5
10	CHN	Wang, Mixing	20	9	5	5
11	CHN	Chen, Zhen	19	0	4	5
12	YUG	Djurica, Mijana	18	9	5	5
13	KOR	Sung, Kyung-Hwa	17	1	9	5
14	AUT	Gebauer, Gabriele	16	0	2	5
15	FRG	Schmitt, Silvia	15	11	4	5
	YUG	Visnjic, Biserka	15	0	2	4
	KOR	Han, Hwa-Soo	15	0	2	5
18	CHN	Liu, Liping	14	0	1	5
19	USA	De La Riva,Sandra	13	0	0	5
	YUG	Anastasovski, Svetlana	13	0	0	5
21	CHN	Sun, Xiulan	12	3	2	5
22	CHN	Wang, Linwei	11	0	3	5
	USA	Winn, Sherry	11	0	3	5
	FRG	Jonsson, Kerstin	11	0	2	5
	CHN	He, Jianping	11	0	0	5
26	YUG	Ognjenovic, Mirjana	10	0	2	4
	KOR	Kim, Kyung-Soon	10	0	2	5
	CHN	Zhu, Juefeng	10	1	0	5
29	CHN	Li, Lan	9	3	4	5
	FRG	Sturm, Claudia	9	2	2	5
	FRG	Platen, Petra	9	0	2	5
32	KOR	Lee, Soon-Ei	8	0	1	5
	AUT	Neubauer, Martina	8	0	0	5
	FRG	Erbs, Sabine	8	1	0	5
35	KOR	Kim, Choon-Yei	7	2	1	5
	YUG	Jankovic, Ljubinka	7	0	0	5
37	FRG	Becker, Maike	6	0	2	5
	AUT	Sykora, Maria	6	1	2	5
	FRG	Kunze, Corinna	6	0	0	4
	USA	Lindsey, Carol	6	0	0	5
	KOR	Jeong, Hyo-Soon	6	0	0	5
42	KOR	Lee, Young-Ja	5	0	0	5
43	USA	Clanton, Reita	4	0	2	5
	AUT	Unger, Susanne	4	0	1	5
	YUG	Mugosa, Ljijana	4	0	0	4
	USA	Forest, Carmen	4	2	0	5
47	CHN	Gao, Xiumin	3	0	0	3
	CHN	Zhang, Weihong	3	0	0	5
49	FRG	Blumauer, Elke	2	0	1	3
	YUG	Mugosa, Svetlana	2	0	0	3
	USA	Contos, Theresa	2	0	0	3
	YUG	Ercic, Emilija	2	0	0	3
	FRG	Mroczynski, Roswitha	2	0	0	3
	YUG	Pavicevic, Zorica	2	0	0	4
	USA	Dwight, Mary Phyllis	2	0	0	5
56	AUT	Steinbauer, Silvia	1	0	1	5
	USA	Hale, Melinda	1	0	0	2
	AUT	Zehetner, Elisabeth	1	0	0	5
59	FRG	Putzke, Vanadis	0	0	1	5

# Handball

## Men/Preliminary Pool Group B Results Match 01/July 31

## Hommes/poule preliminaire groupe b Resultats match 01/31 Juil

NO	NAME	GOALS BUTS	NO	NAME	GOALS BUTS
SWE 36-KOR 23 (16-11, 20-12)					
SWE			KOR		
3	Augustsson, Danny	5	10	Choi, Tai-Sub	7
4	Bengtsson, Goran	2	4	Kang, Duck-Soo	0
6	Carlen, Per	9	13	Kang, Jae-Won	6
8	Ebbinge, Lennarth	5	3	Kang, Tae-Koo	2
15	Hansson, Lars-Erik	2	6	Ko, Suk-Chang	2
1	Hellgren, Claes	0	7	Lee, Kwang-Nam	0
9	Jilsen, Bjorn	6	14	Lee, Sang-Hyo	4
7	Jilsen, Par	0	16	Lim, Kyu-Ha	0
10	Lindau, Mats	3	2	Lim, Young-Chul	1
5	Magnusson, Christer	2	11	Park, Byung-Hong	0
13	Olofsson, Peter	2	5	Park, Young-Dae	1
16	Olsson, Mats	0	1	Shim, Jung-Man	0

REFEREES/ARBITRES VALCIC YUG  
MITROVIC YUG

## Men/Preliminary Pool Group B Statistics Match 01/July 31

## Hommes/poule preliminaire groupe b Statistiques match 01/31 Juil

	TOTAL	SAVED	BLOCKED	MISSED	G.POSTS	GOALS	ASSISTS
	ARRETS	CONTRES	RATES	POTEAUX	GUTS	ASSIST.	
SWE							
SHOT ATTEMPTS/LANCERS	51	10	2	2	1	36	13
ATTACKS/ATTAQUES	67					23	
FAST BREAKS/CONTRE-ATTAQUES	12					8	
PENALTY 7-M	3	0		0	0	3	
FREE THROWS/JETS FRANCS	26						
TURN-OVER/PERTES DE BALLE	16						
WARNINGS/AVERTISSEMENTS	2						
SUSPENSIONS 2 MIN.	2						
DISQUALIFICATIONS	0						
EXPULSIONS	0						
PENALTY MINUTES	4						
GOALS/BUTS	36						
KOR							
SHOT ATTEMPTS/LANCERS	67	25	11	4	4	23	2
ATTACKS/ATTAQUES	66					17	
FAST BREAKS/CONTRE-ATTAQUES	5					3	
PENALTY 7-M	3	0		0	0	3	
FREE THROWS/JETS FRANCS	29						
TURN-OVER/PERTES DE BALLE	17						
WARNINGS/AVERTISSEMENTS	2						
SUSPENSIONS 2 MIN.	0						
DISQUALIFICATIONS	0						
EXPULSIONS	0						
PENALTY MINUTES	0						
GOALS/BUTS	23						

## Men/Preliminary Pool Group B Results Match 02/July 31

## Hommes/poule preliminaire groupe b Resultats match 02/31 Juil

NO	NAME	GOALS BUTS	NO	NAME	GOALS GUTS
DEN 21-ESP 16 (6-8, 15-8)					
DEN			ESP		
7	Christensen, Morten Stig	2	6	Alonso, Cecilio	2
3	Dahl-Nielsen, Anders	2	5	De La Puente, Juan	0
11	Fenger, Peter Michael	0	16	De Miguel, Juan P.	0
10	Gluver, Joergen	1	14	Lopez, Rafael	0
9	Hattesen, Hans Henrik	3	9	Milian, Agustin	1
6	Jensen, Klaus Sletting	4	3	Munoz, Juan F.	0
1	Jeppesen, Mogens	0	7	Novoa, Juan I.	1
5	Nielsen, Keld	0	15	Puig, Jaime	4
4	Rasmussen, Erik Veje	6	12	Rico, Lorenzo	0
2	Roepstorff, Jens Erik	3	10	Ruiz, Julian	0
15	Skaarup, Per	0	11	Serrano, Eugenio	7
12	Soerensen, Poul	0	8	Uria, Juan Jose	1

REFEREES/ARBITRES ISCHER SUI  
RYKART SUI

# Handball

## Men/Preliminary Pool Group B Statistics Match 02/July 31

## Hommes/poule preliminaire groupe b Statistiques match 02/31 Juil

	TOTAL	SAVED	BLOCKED	MISSED	G.POSTS	GOALS	ASSISTS
	ARRETS	CONTRES	RATES	POTEAUX	GUTS	ASSIST.	
DEN							
SHOT ATTEMPTS/LANCERS	39	9	3	3	2	21	1
ATTACKS/ATTAQUES	44						
FAST BREAKS/CONTRE-ATTAQUES	0						
PENALTY 7-M	3	0		0	0	3	
FREE THROWS/JETS FRANCS	43						
TURN-OVER/PERTES DE BALLE	10						
WARNINGS/AVERTISSEMENTS	3						
SUSPENSIONS 2 MIN.	3						
DISQUALIFICATIONS	0						
EXPULSIONS	0						
PENALTY MINUTES	6						
GOALS/BUTS	21						
ESP							
SHOT ATTEMPTS/LANCERS	44	15	5	6	2	16	3
ATTACKS/ATTAQUES	44						
FAST BREAKS/CONTRE-ATTAQUES	0						
PENALTY 7-M	3	0		1	0	2	
FREE THROWS/JETS FRANCS	37						
TURN-OVER/PERTES DE BALLE	8						
WARNINGS/AVERTISSEMENTS	2						
SUSPENSIONS 2 MIN.	3						
DISQUALIFICATIONS	0						
EXPULSIONS	0						
PENALTY MINUTES	6						
GOALS/BUTS	18						

## Men/Preliminary Pool Group A Results Match 03/July 31

## Hommes/poule preliminaire groupe a Resultats match 03/31 Juil

NO	NAME	GOALS BUTS	NO	NAME	GOALS BUTS
YUG 22-ISL 22 (8-12, 14-10)					
YUG			ISL		
1	Arnautovic, Zlatan	0	3	Adalsteinsson, Thorbergur	0
12	Basic, Mirko	0	10	Arason, Kristjan	2
5	Elezovic, Jovan	0	7	Birgisson, J. Steinar	0
15	Isakovic, Mile	10	12	Einarsson, Jens	0
8	Jurina, Pavo	1	14	Gislason, Alfred	2
11	Kuzmanovski, Slobodan	0	4	Gudmundsson, Bjarni	1
13	Mladenovic, Dragan	0	6	Gunnarsson, Sigurdur	8
14	Radjenovic, Zdravko	1	8	Hilmarsson, Atli	3
2	Rnic, Momir	1	11	Jensson, Thorbjorn	4
9	Vujovic, Veselin	9	2	Mathiesen, Thorgils	1
3	Vukovic, Veselin	0	5	Sigurdsson, Jakob	1
6	Zovko, Zdravko	0	1	Thorvardarson, Einar	0

REFEREES/ARBITRES BUCHDA GDR  
RAUCHEFUSS GDR

## Men/Preliminary Pool Group A Statistics Match 03/July 31

## Hommes/poule preliminaire groupe a Statistiques match 03/31 Juil

	TOTAL	SAVED	BLOCKED	MISSED	G.POSTS	GOALS	ASSISTS
	ARRETS	CONTRES	RATES	POTEAUX	GUTS	ASSIST.	
YUG							
SHOT ATTEMPTS/LANCERS	44	8	6	3	5	22	2
ATTACKS/ATTAQUES	28					13	
FAST BREAKS/CONTRE-ATTAQUES	3					2	
PENALTY 7-M	9	2		0	0	7	
FREE THROWS/JETS FRANCS	38						
TURN-OVER/PERTES DE BALLE	14						
WARNINGS/AVERTISSEMENTS	3						
SUSPENSIONS 2 MIN.	6						
DISQUALIFICATIONS	0						
EXPULSIONS	0						
PENALTY MINUTES	12						
GOALS/BUTS	22						
ISL							
SHOT ATTEMPTS/LANCERS	51	12	14	1	2	22	7
ATTACKS/ATTAQUES	27					20	
FAST BREAKS/CONTRE-ATTAQUES	1					1	
PENALTY 7-M	3	2		0	0	1	
FREE THROWS/JETS FRANCS	34						
TURN-OVER/PERTES DE BALLE	12						
WARNINGS/AVERTISSEMENTS	2						
SUSPENSIONS 2 MIN.	8						
DISQUALIFICATIONS	1						
EXPULSIONS	0						
PENALTY MINUTES	16						
GOALS/BUTS	22						



**Men/Preliminary Pool Group A**  
**Results Match 04/July 31**

**Hommes/poule preliminaire groupe a**  
**Resultats match 04/31 Juil**

NO	NAME	GOALS BUTS	NO	NAME	GOALS BUTS
SUI 20-JPN 13 (7-6, 13-7)					
SUI			JPN		
1	Ott, Martin	0	1	Ohata, Takahiro	0
2	Glaser, Martin	0	2	Yamamoto, Shinji	2
3	Baetschmann, Juergen	2	3	Gamo, Seimei	3
4	Weber, Peter	1	4	Nakamoto, Mitsuaki	1
5	Schaer, Max	4	6	Ikoma, Yasuo	0
6	Karrer, Heinz	1	7	Ikenoue, Takashi	1
7	Rubin, Martin	0	10	Shiga, Yoshihiro	0
10	Barth, Rene	0	11	Matsui, Koji	2
11	Platzer, Norwin	6	12	Ito, Hidetada	0
13	Mall, Uwe	2	13	Nishiyama, Kiyoshi	3
14	Jehle, Peter	4	14	Takamura, Seiichi	1
16	Braun, Markus	0	15	Taguchi, Katsutoshi	0
REFEREE/ARBITRES NILSSON SWE WESTER SWE					

**Men/Preliminary Pool Group A**  
**Statistics Match 04/July 31**

**Hommes/poule preliminaire groupe a**  
**Statistiques match 04/31 Juil**

	TOTAL ARRETS	SAVED CONTRES	BLOCKED RATES	MISSED POTEAUX	G.POSTS BUTS	GOALS BUTS	ASSISTS ASSIST.
SUI							
SHOT ATTEMPTS / LANCERS	36	13	1	1	1	20	3
ATTACKS / ATTAQUES	39					14	
FAST BREAKS / CONTRE-ATTAQUES	4					3	
PENALTY 7-M	4	1		0	0	3	
FREE THROWS/JETS FRANCS	42						
TURN-OVER / PERTES DE BALLE	13						
WARNINGS / AVERTISSEMENTS	3						
SUSPENSIONS 2 MIN.	4						
DISQUALIFICATIONS	0						
EXPULSIONS	0						
PENALTY MINUTES	8						
GOALS / BUTS	20						
JPN							
SHOT ATTEMPTS / LANCERS	27	7	2	4	1	13	0
ATTACKS / ATTAQUES	37					10	
FAST BREAKS / CONTRE-ATTAQUES	1					1	
PENALTY 7-M	3	1		0	0	2	
FREE THROWS/JETS FRANCS	48						
TURN-OVER / PERTES DE BALLE	15						
WARNINGS / AVERTISSEMENTS	1						
SUSPENSIONS 2 MIN.	7						
DISQUALIFICATIONS	1						
EXPULSIONS	0						
PENALTY MINUTES	14						
GOALS / BUTS	13						

**Men/Preliminary Pool Group A**  
**Results Match 05/July 31**

**Hommes/poule preliminaire groupe a**  
**Resultats match 05/31 Juil**

NO	NAME	GOALS BUTS	NO	NAME	GOALS BUTS
ROM 25-ALG 16 (11-7, 14-9)					
ROM			ALG		
1	Munteanu, Nicolae	0	1	Maoudj, Kamel	0
2	Dumitru, Marian	4	2	Boudrali, Brahim	1
3	Boros, Iosif	1	4	Ledra, Hocine	0
5	Stinga, Vasile	10	5	Azeb, Omar	0
7	Covaciu, Gheorghe	2	6	Doballah, Mustapha	1
8	Durau, Cornel	1	8	Mekhnache, Mouloud	3
9	Berbec, Dumitru	2	9	Ouhib, Azzedine	3
10	Folker, Alexandru	0	10	Bendjemil, Abdelkrim	6
11	Vasilca, Neculai	0	12	Ouchia, Kamel	0
12	Buligan, Alexandru	0	13	Benmaghsoula, Abdesselam	1
13	Oprea, Vasile	5	14	Mohamed Seghir, Zine Eddi	0
15	Bedivan, Mircea	0	15	Draouci, Alousofiane	1
REFEREES / ARBITRES BUEHNING USA INASCZYSZYN USA					

**Men/Preliminary Pool Group A**  
**Statistics Match 05/July 31**

**Hommes/poule preliminaire groupe a**  
**Statistiques match 05/31 Juil**

	TOTAL ARRETS	SAVED CONTRES	BLOCKED RATES	MISSED POTEAUX	G.POSTS BUTS	GOALS BUTS	ASSISTS ASSIST.
ROM							
SHOT ATTEMPTS/LANCERS	44	7	5	4	3	25	0
ATTACKS / ATTAQUES	45					19	
FAST BREAKS / CONTRE-ATTAQUES	1					1	
PENALTY 7-M	9	0		0	0	6	
FREE THROWS/JETS FRANCS	34						
TURN-OVER / PERTES DE BALLE	7						
WARNINGS / AVERTISSEMENTS	3						
SUSPENSIONS 2 MIN.	5						
DISQUALIFICATIONS	0						
EXPULSIONS	0						
PENALTY MINUTES	10						
GOALS/BUTS	25						
ALG							
SHOT ATTEMPTS/LANCERS	29	8	5	0	0	16	1
ATTACKS / ATTAQUES	42					13	
FAST BREAKS / CONTRE-ATTAQUES	0						
PENALTY 7-M	3	0		0	0	3	
FREE THROWS/JETS FRANCS	40						
TURN-OVER / PERTES DE BALLE	13						
WARNINGS / AVERTISSEMENTS	2						
SUSPENSIONS 2 MIN.	3						
DISQUALIFICATIONS	0						
EXPULSIONS	0						
PENALTY MINUTES	6						
GOALS/BUTS	16						

**Men/Preliminary Pool Group B**  
**Results Match 06/July 31**

**Hommes/poule preliminaire groupe b**  
**Resultats match 06/31 Juil**

NO	NAME	GOALS BUTS	NO	NAME	GOALS BUTS
FRG 21-USA 19 (12-8, 9-11)					
FRG			USA		
1	Thiel, Andreas	0	2	Story Joe B.	4
2	Meffle, Arnulf	3	5	Dykstra, Tim Joseph	0
3	Neitzel, Rudiger	6	6	Mc Vein, Joseph Dean	1
4	Schwalb, Martin	1	7	Lenard, Michael B.	0
5	Rauin, Dirk	2	8	Goss, Steven James	2
7	Roth, Michael	1	9	Buehning, James Johann	2
8	Happe, Thomas	0	10	Djokvich, Robert Ray	3
9	Wunderlich, Erhard	1	11	Lash, Peter Waller	5
10	Springel, Thomas	3	12	Oshita, Rod K.	0
12	Woller, Klaus	0	14	Schneeberger, Thomas R.	2
13	Fraatz, Jochen	2	15	Kirk, Stephen C.	0
18	Roth, Ulrich	2	16	Kessler, William Michael	0
REFEREE / ARBITRES ANTHONSEN NOR BOLSTAD NOR					

**Man/Preliminary Pool Group B**  
**Statistics Match 06/July 31**

**Hommes/poule preliminaire groupe b**  
**Statistiques match 06/31 Juil**

	TOTAL ARRETS	SAVED CONTRES	BLOCKED RATES	MISSED POTEAUX	G.POSTS BUTS	GOALS BUTS	ASSISTS ASSIST.
FRG							
SHOT ATTEMPTS/LANCERS	34	7	2	3	1	21	6
ATTACKS / ATTAQUES	43						
FAST BREAKS / CONTRE-ATTAQUES	0						
PENALTY 7-M	2	0		0	1	1	
FREE THROWS/JETS FRANCS	44						
TURN-OVER / PERTES DE BALLE	7						
WARNINGS / AVERTISSEMENTS	1						
SUSPENSIONS 2 MIN.	6						
DISQUALIFICATIONS	2						
EXPULSIONS	0						
PENALTY MINUTES	14						
GOALS/BUTS	21						
USA							
SHOT ATTEMPTS/LANCERS	32	9	0	2	2	19	3
ATTACKS / ATTAQUES	44						
FAST BREAKS / CONTRE-ATTAQUES	1					1	
PENALTY 7-M	4	0		0	0	4	
FREE THROWS/JETS FRANCS	37						
TURN-OVER / PERTES DE BALLE	11						
WARNINGS / AVERTISSEMENTS	2						
SUSPENSIONS 2 MIN.	6						
DISQUALIFICATIONS	0						
EXPULSIONS	0						
PENALTY MINUTES	10						
GOALS / BUTS	19						

# Handball

## Men/Preliminary Pool Group B Results Match 07/Aug. 02

## Hommes/poule preliminaire groupe b Resultats match 07/02 Aout

NO	NAME	GOALS BUTS	NO	NAME	GOALS BUTS
DEN 31-KOR 28 (17-14, 14-14)					
DEN			KOR		
1	Jeppesen, Mogens	0	2	Lim, Young-Chul	2
2	Roepstorff, Jens Erik	0	3	Kang, Tae-Koo	7
3	Dahl-Nielsen, Anders	2	4	Kang, Duck-Soo	0
4	Rasmussen, Erik Veje	4	5	Park, Young-Dae	0
6	Jensen, Klaus Sletting	4	6	Ko, Suk-Chang	0
7	Christensen, Morten Stig	5	8	Hwang, Yo-Na	0
8	Haurum, Carsten	3	10	Choi, Tai-Sub	2
9	Hattesen, Hans Henrik	5	11	Park, Byung-Hong	1
10	Gluver, Joergen	3	12	An, Jin-Soo	0
12	Soerensen, Poul	0	13	Kang, Jae-Won	9
13	Stroem, Michael	3	14	Lee, Sang-Hyo	7
15	Skaarup, Per	2	16	Lim, Kyu-Ha	0

REFEREES/ARBITRES ANTHONSEN NOR  
BOLSTAD NOR

## Men/Preliminary Pool Group B Statistics Match 07/Aug. 02

## Hommes/poule preliminaire groupe b Statistiques match 07/02 Aout

	TOTAL	SAVED	BLOCKED	MISSED	G.POSTS	GOALS	ASSISTS
	ARRETS	CONTRES	RATES	POTEAUX	BUTS	ASSIST.	
DEN							
SHOT ATTEMPTS/LANCERS	47	11	1	2	2	31	8
ATTACKS/ATTAQUES	58					28	
FAST BREAKS/CONTRE-ATTAQUES	1					1	
PENALTY 7-M	3	0			1	2	
FREE THROWS/JETS FRANCS	25						
TURN-OVER/PERTES DE BALLE	19						
WARNINGS/AVERTISSEMENTS	2						
SUSPENSIONS 2 MIN.	7						
DISQUALIFICATIONS	0						
EXPULSIONS	0						
PENALTY MINUTES	14						
GOALS/BUTS	31						
KOR							
SHOT ATTEMPTS/LANCERS	56	12	9	2	5	28	0
ATTACKS/ATTAQUES	59					15	
FAST BREAKS/CONTRE-ATTAQUES	8					6	
PENALTY 7-M	8	0			1	7	
FREE THROWS/JETS FRANCS	14						
TURN-OVER/PERTES DE BALLE	18						
WARNINGS/AVERTISSEMENTS	2						
SUSPENSIONS 2 MIN.	4						
DISQUALIFICATIONS	0						
EXPULSIONS	0						
PENALTY MINUTES	8						
GOALS/BUTS	28						

## Men/Preliminary Pool Group B Results Match 08/Aug. 02

## Hommes/poule preliminaire groupe b Resultats match 08/02 Aout

NO	NAME	GOALS BUTS	NO	NAME	GOALS BUTS
FRG 18-ESP 16 (7-9, 11-7)					
FRG			ESP		
1	Thiel, Andreas	0	2	Cabanas, Juan Javier	2
2	Meffle, Arnulf	4	3	Munoz, Juan F.	2
3	Neitzel, Rudiger	1	5	De La Puente, Juan	1
4	Schwalb, Martin	2	6	Alonso, Cecilio	5
5	Rauin, Dirk	0	7	Novoa, Juan I.	2
6	Paul, Michael	1	8	Uriá, Juan Jose	1
8	Happe, Thomas	0	10	Ruiz, Julian	1
9	Wunderlich, Erhard	2	11	Serrano, Eugenio	0
10	Springel, Thomas	1	12	Rico, Lorenzo	0
12	Woller, Klaus	0	14	Lopez, Rafael	0
13	Fraatz, Jochen	3	15	Puig, Jaime	2
18	Roth, Ulrich	4	16	Da Miguel, Juan P.	0

REFEREES/ARBITRES VALCIC YUG  
MITROVIC YUG

# Handball

## Men/Preliminary Pool Group B Statistics Match 08/Aug. 02

## Hommes/poule preliminaire groupe b Statistiques match 08/02 Aout

	TOTAL	SAVED	BLOCKED	MISSED	G.POSTS	GOALS	ASSISTS
	ARRETS	CONTRES	RATES	POTEAUX	BUTS	ASSIST.	
FRG							
SHOT ATTEMPTS/LANCERS	33	9	4	1	1	18	8
ATTACKS/ATTAQUES	33						
FAST BREAKS/CONTRE-ATTAQUES	4					3	
PENALTY 7-M	1	0			0	1	
FREE THROWS/JETS FRANCS	36						
TURN-OVER/PERTES DE BALLE	6						
WARNINGS/AVERTISSEMENTS	2						
SUSPENSIONS 2 MIN.	3						
DISQUALIFICATIONS	0						
EXPULSIONS	1						
PENALTY MINUTES	6						
GOALS/BUTS	18						
ESP							
SHOT ATTEMPTS/LANCERS	37	14	4	0	3	16	5
ATTACKS/ATTAQUES	33						
FAST BREAKS/CONTRE-ATTAQUES	1					1	
PENALTY 7-M	6	5			0	1	
FREE THROWS/JETS FRANCS	39						
TURN-OVER/PERTES DE BALLE	5						
WARNINGS/AVERTISSEMENTS	2						
SUSPENSIONS 2 MIN.	4						
DISQUALIFICATIONS	2						
EXPULSIONS	1						
PENALTY MINUTES	8						
GOALS/BUTS	16						

## Men/Preliminary Pool Group B Results Match 09/Aug. 02

## Hommes/poule preliminaire groupe b Resultats match 09/02 Aout

NO	NAME	GOALS BUTS	NO	NAME	GOALS BUTS
SWE 21-USA 18 (10-6, 11-12)					
SWE			USA		
1	Hellgren, Claes	0	2	Story, Joe B.	2
3	Augustsson, Danny	2	6	Mc Vein, Joseph Dean	1
4	Bengtsson, Goran	2	7	Lenard, Michael B.	0
5	Magnusson, Christer	0	8	Goss, Steven James	2
6	Carlen, Per	2	9	Buehning, James Johann	0
7	Jilsen, Par	0	10	Djokovich, Robert Ray	2
8	Ebbinge, Lennarth	1	11	Lash, Peter Waller	9
9	Jilsen, Bjorn	8	12	Oshita, Rod K.	0
10	Lindau, Mats	0	13	Morava, Gregory E.	0
11	Sjogren, Sten	3	14	Schneeberger, Thomas R.	2
12	Hertzberg, Rolf	0	15	Kirk, Stephen C.	0
13	Olofsson, Peter	3	16	Kessler, William Michael	0

REFEREES/ARBITRES KOPPE HOL  
NUSSEER HOL

## Men/Preliminary Pool Group B Statistics Match 09/Aug. 02

## Hommes/poule preliminaire groupe b Statistiques match 09/02 Aout

	TOTAL	SAVED	BLOCKED	MISSED	G.POSTS	GOALS	ASSISTS
	ARRETS	CONTRES	RATES	POTEAUX	BUTS	ASSIST.	
SWE							
SHOT ATTEMPTS/LANCERS	40	13	3	2	1	21	4
ATTACKS/ATTAQUES	51					14	
FAST BREAKS/CONTRE-ATTAQUES	4					4	
PENALTY 7-M	3	0			0	3	
FREE THROWS/JETS FRANCS	42						
TURN-OVER/PERTES DE BALLE	9						
WARNINGS/AVERTISSEMENTS	2						
SUSPENSIONS 2 MIN.	3						
DISQUALIFICATIONS	0						
EXPULSIONS	0						
PENALTY MINUTES	6						
GOALS/BUTS	21						
USA							
SHOT ATTEMPTS/LANCERS	38	12	4	2	2	18	4
ATTACKS/ATTAQUES	51					11	
FAST BREAKS/CONTRE-ATTAQUES	6					3	
PENALTY 7-M	5	1			0	4	
FREE THROWS/JETS FRANCS	32						
TURN-OVER/PERTES DE BALLE	14						
WARNINGS/AVERTISSEMENTS	4						
SUSPENSIONS 2 MIN.	2						
DISQUALIFICATIONS	0						
EXPULSIONS	0						
PENALTY MINUTES	4						
GOALS/BUTS	18						





Men / Preliminary Pool Group A  
Results Match 10 / Aug. 02

Hommes / poule préliminaire groupe a  
Resultats match 10 / 02 Aout

NO	NAME	GOALS BUTS	NO	NAME	GOALS BUTS
YUG 32-JPN 15 (14-8, 18-7)					
YUG			JPN		
1	Arnautovic, Zlatan	0	1	Ohata, Takahiro	0
3	Vukovic, Veselin	7	2	Yamamoto, Shinji	4
4	Kalina, Milan	6	3	Gamo, Seimei	2
5	Elezovic, Jovan	2	4	Nakamoto, Mitsuaki	0
6	Zovko, Zdravko	2	5	Seki, Kenzo	1
7	Strbac, Branko	1	6	Ikoma, Yasuo	1
8	Jurina, Pavo	1	7	Ikenoue, Takashi	3
9	Vujovic, Veselin	5	11	Matsui, Koji	1
11	Kuzmanovski, Slobodan	1	12	Ito, Hidetada	0
12	Basic, Mirko	0	13	Nishiyama, Kiyoshi	0
14	Radjenovic, Zdravko	1	14	Takamura, Seiichi	2
15	Isakovic, Mile	6	15	Taguchi, Katsutoshi	1
REFEREES/ARBITRES BUEHNING USA IWASCYSZYN USA					

Men / Preliminary Pool Group A  
Statistics Match 10 / Aug. 02

Hommes / poule préliminaire groupe a  
Statistiques match 10 / 02 Aout

	TOTAL ARRETS	SAVED CONTRES	BLOCKED RATES	MISSED POTEAUX	G. POSTS BUTS	GOALS ASSIST.
YUG						
SHOT ATTEMPTS/LANCERS	48	11	1	2	2	32 15
ATTACKS/ATTAQUES	60					22
FAST BREAKS/CONTRE-ATTAQUES	7					7
PENALTY 7-M	4	1		0	0	3
FREE THROWS/JETS FRANCS	27					
TURN-OVER/PERTES DE BALLE	6					
WARNINGS/AVERTISSEMENTS	3					
SUSPENSIONS 2 MIN.	3					
DISQUALIFICATIONS	0					
EXPULSIONS	0					
PENALTY MINUTES	6					
GOALS/BUTS	32					
JPN						
SHOT ATTEMPTS/LANCERS	39	13	6	3	2	15 2
ATTACKS/ATTAQUES	60					9
FAST BREAKS/CONTRE-ATTAQUES	2					2
PENALTY 7-M	5	0		1	0	4
FREE THROWS/JETS FRANCS	34					
TURN-OVER/PERTES DE BALLE	20					
WARNINGS/AVERTISSEMENTS	2					
SUSPENSIONS 2 MIN.	4					
DISQUALIFICATIONS	0					
EXPULSIONS	0					
PENALTY MINUTES	8					
GOALS/BUTS	15					

Men / Preliminary Pool Group A  
Results Match 11 / Aug. 02

Hommes / poule préliminaire groupe a  
Resultats match 11 / 02 Aout

NO	NAME	GOALS BUTS	NO	NAME	GOALS BUTS
ROM 26-ISL 17 (16-11, 10-6)					
ROM			ISL		
1	Munteanu, Nicolae	0	1	Thorvardarson, Einar	0
2	Dumitru, Marian	7	2	Mathiesen, Thorgils	0
3	Boros, Iosif	3	3	Adalsteinsson, Thorbergur	0
4	Voinea, Maricel	4	4	Gudmundsson, Bjami	0
5	Stinga, Vasile	4	6	Gunnarsson, Sigurdur	6
7	Covaciu, Gheorghe	0	8	Hilmarrsson, Atli	5
8	Durau, Cornel	6	9	Gudmundsson, Gudmundur	2
10	Folker, Alexandru	0	10	Arason, Kristjan	0
11	Vasilica, Neculai	1	11	Jensson, Thorbjorn	2
12	Buligan, Alexandru	0	13	Sveinsson, Sigurdur	0
13	Oprea, Vasile	0	14	Gislason, Alfred	2
15	Bedivan, Mircea	1	16	Kvaran, Brynjar	0
REFEREES/ARBITRES HEUCHERT FRG NOREK FRG					

Men / Preliminary Pool Group A  
Statistics Match 11 / Aug. 02

Hommes / poule préliminaire groupe a  
Statistiques match 11 / 02 Aout

	TOTAL ARRETS	SAVED CONTRES	BLOCKED RATES	MISSED POTEAUX	G. POSTS BUTS	GOALS ASSIST.
ROM						
SHOT ATTEMPTS/LANCERS	45	15	3	1	0	26
ATTACKS/ATTAQUES	45					19
FAST BREAKS/CONTRE-ATTAQUES	6					4
PENALTY 7-M	4	0		0	1	3
FREE THROWS/JETS FRANCS	31					
TURN-OVER/PERTES DE BALLE	6					
WARNINGS/AVERTISSEMENTS	3					
SUSPENSIONS 2 MIN.	6					
DISQUALIFICATIONS	0					
EXPULSIONS	0					
PENALTY MINUTES	12					
GOALS/BUTS	26					
ISL						
SHOT ATTEMPTS/LANCERS	38	15	2	2	2	17
ATTACKS/ATTAQUES	46					15
FAST BREAKS/CONTRE-ATTAQUES	3					1
PENALTY 7-M	2	1		0	0	1
FREE THROWS/JETS FRANCS	32					
TURN-OVER/PERTES DE BALLE	9					
WARNINGS/AVERTISSEMENTS	2					
SUSPENSIONS 2 MIN.	4					
DISQUALIFICATIONS	1					
EXPULSIONS	0					
PENALTY MINUTES	8					
GOALS/BUTS	17					

Men / Preliminary Pool Group A  
Results Match 12 / Aug. 02

Hommes / poule préliminaire groupe a  
Resultats match 12 / 02 Aout

NO	NAME	GOALS BUTS	NO	NAME	GOALS BUTS
SUI 19-ALG 18 (10-10, 9-8)					
SUI			ALG		
1	Ott, Martin	0	2	Boudrali, Brahim	0
3	Baetschmann, Juergen	4	4	Ledra, Hocine	0
4	Weber, Peter	1	5	Azeb, Omar	1
5	Schaer, Max	2	6	Doballah, Mustapha	3
6	Karrer, Heinz	3	7	Belhocine, Djaffar	1
9	Gassmann, Roland	0	8	Mekhnache, Mouloud	4
10	Barth, Rene	0	10	Bendjemil, Abdelkrim	4
11	Platzer, Norwin	4	12	Ouchia, Kamel	0
13	Mall, Uwe	2	13	Benmaghsoula, Abdesselam	0
14	Jehle, Peter	3	14	Mohamed Seghir, Zine Eddi	2
15	Delhees, Max	0	15	Draouci, Alousofiane	3
16	Braun, Markus	0	16	Boussebt, Mourad	0
REFEREES/ARBITRES LELONG FRA TANCREZ FRA					

Men / Preliminary Pool Group A  
Statistics Match 12 / Aug. 02

Hommes / poule préliminaire groupe a  
Statistiques match 12 / 02 Aout

	TOTAL ARRETS	SAVED CONTRES	BLOCKED RATES	MISSED POTEAUX	G. POSTS BUTS	GOALS ASSIST.
SUI						
SHOT ATTEMPTS/LANCERS	27	5	1	1	1	19 7
ATTACKS/ATTAQUES	39					15
FAST BREAKS/CONTRE-ATTAQUES	1					1
PENALTY 7-M	4	1		0	0	3
FREE THROWS/JETS FRANCS	43					
TURN-OVER/PERTES DE BALLE	13					
WARNINGS/AVERTISSEMENTS	2					
SUSPENSIONS 2 MIN.	6					
DISQUALIFICATIONS	0					
EXPULSIONS	0					
PENALTY MINUTES	12					
GOALS/BUTS	19					
ALG						
SHOT ATTEMPTS/LANCERS	27	5	2	1	1	18 5
ATTACKS/ATTAQUES	39					12
FAST BREAKS/CONTRE-ATTAQUES	0					0
PENALTY 7-M	6	0		0	0	6
FREE THROWS/JETS FRANCS	45					
TURN-OVER/PERTES DE BALLE	12					
WARNINGS/AVERTISSEMENTS	1					
SUSPENSIONS 2 MIN.	7					
DISQUALIFICATIONS	0					
EXPULSIONS	0					
PENALTY MINUTES	14					
GOALS/BUTS	18					

# Handball

## Men / Preliminary Pool Group A Results Match 13 / Aug. 04

## Hommes / poule preliminaire groupe a Resultats match 13 / 04 Aout

NO	NAME	GOALS BUTS	NO	NAME	GOALS BUTS
ISL 21-JPN 17 (9-9, 12-8)					
ISL			JPN		
1	Thorvardarson, Einar	0	1	Ohata, Takahiro	0
2	Mathiesen, Thorgils	1	2	Yamamoto, Shinji	7
3	Adalsteinsson, Thorbergur	0	3	Gamo, Seimei	2
4	Gudmundsson, Bjarni	2	4	Nakamoto, Mitsuaki	0
5	Sigurdsson, Jakob	3	6	Ikoma, Yasuo	1
6	Gunnarsson, Sigurdur	2	7	Ikenoue, Takashi	3
8	Hilmarsson, Atli	2	10	Shiga, Yoshihiro	0
9	Gudmundsson, Gudmundur	2	11	Matsui, Koji	2
10	Arason, Krisjan	7	12	Ito, Hidetada	0
11	Jensson, Thorbjorn	1	13	Nishiyama, Kiyoshi	1
14	Gislason, Alfred	1	14	Takamura, Seiichi	1
16	Kvaran, Brynjar	0	15	Taguchi, Katsutoshi	0

REFEREES/ARBITRES LELONG FRA  
TANCREZ FRA

## Men/Preliminary Pool Group A Statistics Match 13/Aug. 04

## Hommes/poule preliminaire groupe a Statistiques match 13/04 Aout

TOTAL SAVED BLOCKED MISSED G. POSTS GOALS ASSISTS ARRETS CONTRES RATES POTEAUX RUTS ASSIST.							
ISL							
SHOT ATTEMPTS/LANCERS	34	9	1	0	3	21	5
ATTACKS/ATTAQUES	44					13	
FAST BREAKS/CONTRE-ATTAQUES	4					4	
PENALTY 7-M	6	1	0	1	4		
FREE THROWS/JETS FRANCS	28						
TURN-OVER/PERTES DE BALLE	13						
WARNINGS/AVERTISSEMENTS	2						
SUSPENSIONS 2 MIN.	4						
DISQUALIFICATIONS	0						
EXPULSIONS	0						
PENALTY MINUTES	8						
GOALS/BUTS	21						
JPN							
SHOT ATTEMPTS/LANCERS	36	11	5	1	2	17	3
ATTACKS/ATTAQUES	43					10	
FAST BREAKS/CONTRE-ATTAQUES	2					2	
PENALTY 7-M	5	0	0	0	5		
FREE THROWS/JETS FRANCS	36						
TURN-OVER/PERTES DE BALLE	12						
WARNINGS/AVERTISSEMENTS	4						
SUSPENSIONS 2 MIN.	7						
DISQUALIFICATIONS	0						
EXPULSIONS	0						
PENALTY MINUTES	14						
GOALS/BUTS	17						

## Men/Preliminary Pool Group B Results Match 14/Aug.04

## Hommes/poule preliminaire groupe b Resultats match 14/04 Aout

NO	NAME	GOALS BUTS	NO	NAME	GOALS BUTS
FRG 18-SWE 17 (11-7, 7-10)					
FRG			SWE		
1	Thiel, Andreas	0	1	Hellgren, Claes	0
2	Meffle, Amulf	3	3	Augustsson, Danny	1
3	Neitzel, Rudiger	4	4	Bengtsson, Goran	0
4	Schwalb, Martin	1	5	Magnusson, Christer	1
5	Rauin, Dirk	0	6	Carlen, Per	0
6	Paul, Michael	1	7	Jilsen, Par	0
7	Roth, Michael	0	8	Ebbinge, Lennarth	0
8	Happe, Thomas	0	9	Jilsen, Bjorn	10
9	Wunderlich, Erhard	2	10	Lindau, Mats	0
12	Woller, Klaus	0	11	Sjogren, Sten	1
13	Fraatz, Jochen	4	12	Hertzberg, Rolf	0
18	Roth, Ulrich	3	13	Olofsson, Peter	4

REFEREES/ARBITRES MARIN ROM  
SERBAN ROM

# Handball

## Men / Preliminary Pool Group B Statistics Match 14 / Aug. 04

## Hommes / poule preliminaire groupe b Statistiques match 14/04 Aout

TOTAL SAVED BLOCKED MISSED G. POSTS GOALS ASSISTS ARRETS CONTRES RATES POTEAUX BUTS ASSIST.							
FRG							
SHOT ATTEMPTS/LANCERS	30	7	0	3	2	18	2
ATTACKS/ATTAQUES	45					12	
FAST BREAKS/CONTRE-ATTAQUES	6					5	
PENALTY 7-M	3	2	0	0	1		
FREE THROWS/JETS FRANCS	16						
TURN-OVER/PERTES DE BALLE	9						
WARNINGS/AVERTISSEMENTS	3						
SUSPENSIONS 2 MIN.	8						
DISQUALIFICATIONS	0						
EXPULSIONS	0						
PENALTY MINUTES	16						
GOALS/BUTS	18						
SWE							
SHOT ATTEMPTS/LANCERS	36	10	6	1	2	17	0
ATTACKS/ATTAQUES	44					10	
FAST BREAKS/CONTRE-ATTAQUES	2					1	
PENALTY 7-M	6	0	0	0	6		
FREE THROWS/JETS FRANCS	53						
TURN-OVER/PERTES DE BALLE	9						
WARNINGS/AVERTISSEMENTS	2						
SUSPENSIONS 2 MIN.	2						
DISQUALIFICATIONS	0						
EXPULSIONS	0						
PENALTY MINUTES	4						
GOALS/BUTS	17						

## Men/Preliminary Pool Group A Results Match 15/Aug.04

## Hommes/poule preliminaire groupe a Resultats match 15/04 Aout

NO	NAME	GOALS BUTS	NO	NAME	GOALS BUTS
YUG 25-ALG 10 (13-3, 12-7)					
YUG			ALG		
1	Arnavovic, Zlatan	0	1	Maoudj, Kamel	0
3	Vukovic, Veselin	4	2	Boudrali, Brahim	1
4	Kalina, Milan	5	4	Ledra, Hocine	0
5	Elezovic, Jovan	2	5	Azeb, Ornar	0
6	Zovko, Zdravko	1	6	Doballah, Mustapha	1
8	Jurina, Pavo	0	7	Belhocine, Djaffar	3
9	Vujovic, Veselin	6	8	Mekhnache, Mouloud	0
11	Kuzmanovski, Slobodan	0	9	Ouhib, Azzedine	0
12	Basic, Mirko	0	10	Bendjemil, Abdelkrim	3
13	Mladenovic, Dragan	0	11	Mokrani, Rachid	2
14	Radjenovic, Zdravko	2	12	Ouchia, Kamel	0
15	Isakovic, Mile	5	13	Benmaghsoula, Abdesselam	0

REFEREES/ARBITRES HEUCHERT FRG  
NOREK FRG

## Men/Preliminary Pool Group A Statistics Match 15/Aug.04

## Hommes/poule preliminaire groupe a Statistiques match 15/04 Aout

TOTAL SAVED BLOCKED MISSED G. POSTS GOALS ASSISTS ARRETS CONTRES RATES POTEAUX BUTS ASSIST.							
YUG							
SHOT ATTEMPTS/LANCERS	32	2	1	3	1	25	3
ATTACKS/ATTAQUES	43					14	
FAST BREAKS/CONTRE-ATTAQUES	9					9	
PENALTY 7-M	2	0	0	0	2		
FREE THROWS/JETS FRANCS	31						
TURN-OVER/PERTES DE BALLE	8						
WARNINGS/AVERTISSEMENTS	4						
SUSPENSIONS 2 MIN.	6						
DISQUALIFICATIONS	0						
EXPULSIONS	0						
PENALTY MINUTES	12						
GOALS/BUTS	25						
ALG							
SHOT ATTEMPTS/LANCERS	25	5	2	6	2	10	0
ATTACKS/ATTAQUES	44					7	
FAST BREAKS/CONTRE-ATTAQUES	0					2	
PENALTY 7-M	2	1	0	0	1		
FREE THROWS/JETS FRANCS	58						
TURN-OVER/PERTES DE BALLE	15						
WARNINGS/AVERTISSEMENTS	2						
SUSPENSIONS 2 MIN.	3						
DISQUALIFICATIONS	0						
EXPULSIONS	0						
PENALTY MINUTES	6						
GOALS/BUTS	10						



Men / Preliminary Pool Group B  
Results Match 16 / Aug. 04

Hommes / poule préliminaire groupe b  
Results match 16 / 04 Aout

NO	NAME	GOALS BUTS	NO	NAME	GOALS BUTS
ESP 31-KOR 25 (12-11, 19-14)					
ESP			KOR		
2	Cabanas, Juan Javier	3	1	Shim, Jung-Man	0
3	Munoz, Juan F.	2	2	Lim, Young-Chul	3
6	Alonso, Cecilio	6	3	Kang, Tae-Koo	6
7	Novoa, Juan I.	2	4	Kang, Duck-Soo	0
8	Uria, Juan Jose	2	5	Park, Young-Dae	0
9	Milian, Agustin	0	6	Ko, Suk-Chang	5
10	Ruiz, Julian	6	9	Choi, Geun-Yeon	0
11	Serrano, Eugenio	2	10	Choi, Tai-Sub	1
12	Rico, Lorenzo	0	11	Park, Byung-Hong	5
14	Lopez, Rafael	1	13	Kang, Jae-Won	3
15	Puig, Jaime	7	14	Lee, Sang-Hyo	2
16	DeMiguel, Juan P.	0	16	Lim, Kyu-Ha	0

REFEREES/ARBITRES KOPPE HOL  
NUSSEER HOL

Men / Preliminary Pool Group B  
Statistics Match 16 / Aug. 04

Hommes / poule préliminaire groupe b  
Statistiques match 16 / 04 Aout

TOTAL	SAVED	BLOCKED	MISSED	G.POSTS	GOALS	ASSISTS
ARRETS	CONTRES	RATES	POTEAUX	BUTS	ASSIST.	

SHOT ATTEMPTS/LANCERS	50	9	0	7	3	31	14
ATTACKS/ATTAQUES	62					28	
FAST BREAKS/CONTRE-ATTAQUES	1					1	
PENALTY 7-M	3	1		0	0	2	
FREE THROWS/JETS FRANCS	27						
TURN-OVER/PERTES DE BALLE	15						
WARNINGS/AVERTISSEMENTS	3						
SUSPENSIONS 2 MIN.	3						
DISQUALIFICATIONS	0						
EXPULSIONS	0						
PENALTY MINUTES	6						
GOALS/BUTS	31						

SHOT ATTEMPTS/LANCERS	50	14	7	3	1	25	5
ATTACKS/ATTAQUES	61					16	
FAST BREAKS/CONTRE-ATTAQUES	6					3	
PENALTY 7-M	9	2		1	0	6	
FREE THROWS/JETS FRANCS	29						
TURN-OVER/PERTES DE BALLE	15						
WARNINGS/AVERTISSEMENTS	3						
SUSPENSIONS 2 MIN.	2						
DISQUALIFICATIONS	0						
EXPULSIONS	0						
PENALTY MINUTES	4						
GOALS/BUTS	25						

Men / Preliminary Pool Group A  
Results Match 17 / Aug. 04

Hommes / poule préliminaire groupe a  
Results match 17 / 04 Aout

NO	NAME	GOALS BUTS	NO	NAME	GOALS BUTS
ROM 23-SUI 17 (13-9, 10-8)					
ROM			SUI		
1	Munteanu, Nicolae	0	1	Ott, Martin	0
2	Dumitru, Marian	1	3	Baetschmann, Juergen	0
3	Boros, Iosif	2	4	Weber, Peter	7
4	Voinea, Maricel	4	5	Schaer, Max	3
5	Stinga, Vasile	8	6	Kerrer, Heinz	1
6	Dogarescu, George	0	7	Rubin, Martin	0
8	Durau, Cornel	3	9	Gassmann, Roland	1
10	Folker, Alexandru	3	10	Berth, Rene	0
11	Vasilca, Neculai	0	11	Platzer, Norwin	3
12	Buligan, Alexandru	0	13	Mall, Uwe	2
13	Oprea, Vasile	1	15	Delhees, Max	0
15	Bedivan, Mircea	1	16	Braun, Markus	0

REFEREES/ARBITRES CHRISTENSEN DEN  
WOHLK DEN

Men / Preliminary Pool Group A  
Statistics Match 17 / Aug. 04

Hommes / poule préliminaire groupe a  
Statistiques match 17 / 04 Aout

TOTAL	SAVED	BLOCKED	MISSED	G.POSTS	GOALS	ASSISTS
ARRETS	CONTRES	RATES	POTEAUX	BUTS	ASSIST.	

SHOT ATTEMPTS/LANCERS	35	4	3	1	4	23	6
ATTACKS/ATTAQUES	47					14	
FAST BREAKS/CONTRE-ATTAQUES	4					4	
PENALTY 7-M	5	0		0	0	5	
FREE THROWS/JETS FRANCS	21						
TURN-OVER/PERTES DE BALLE	17						
WARNINGS/AVERTISSEMENTS	2						
SUSPENSIONS 2 MIN.	4						
DISQUALIFICATIONS	0						
EXPULSIONS	0						
PENALTY MINUTES	8						
GOALS/BUTS	23						

SHOT ATTEMPTS/LANCERS	30	8	1	1	3	17	1
ATTACKS/ATTAQUES	48					15	
FAST BREAKS/CONTRE-ATTAQUES	2					2	
PENALTY 7-M	1	1		0	0	0	
FREE THROWS/JETS FRANCS	23						
TURN-OVER/PERTES DE BALLE	17						
WARNINGS/AVERTISSEMENTS	2						
SUSPENSIONS 2 MIN.	4						
DISQUALIFICATIONS	0						
EXPULSIONS	0						
PENALTY MINUTES	8						
GOALS/BUTS	17						

Men / Preliminary Pool Group B  
Results Match 18 / Aug. 04

Hommes / poule préliminaire groupe b  
Resultats match 18 / 04 Aout

NO	NAME	GOALS BUTS	NO	NAME	GOALS BUTS
DEN 19-USA 16 (8-7, 11-9)					
DEN			USA		
1	Jeppesen, Mogens	0	2	Story, Joe B.	2
2	Roeptstoff, Jens Erik	5	3	Gilbert, Craig Thompson	0
3	Dahl-Nielsen, Anders	0	6	Mc Vein, Joseph Dean	1
4	Rasmussen, Erik Vejje	2	8	Goss, Steven James	2
5	Nielsen, Keld	1	9	Buehning, James Johann	3
6	Jensen, Klaus Sletting	6	10	Djokovich, Robert Ray	2
7	Christensen, Morten Stig	1	11	Lash, Peter Waller	4
9	Hattesen, Hens Henrik	1	12	Oshita, Rod K.	0
10	Gluver, Joergen	0	13	Morava, Gregory E.	0
11	Fenger, Peter Michael	0	14	Schneeberger, Thomas R.	2
12	Soerensen, Poul	0	15	Kirk, Stephen C.	0
15	Skaarup, Per	3	16	Kessler, William Michael	0

REFEREES/ARBITRES SZENDRY HUN  
SOMHEGY HUN

Men / Preliminary Pool Group B  
Statistics Match 18 / Aug. 04

Hommes / poule préliminaire groupe b  
Statistiques match 18 / 04 Aout

TOTAL	SAVED	BLOCKED	MISSED	G.POSTS	GOALS	ASSISTS
ARRETS	CONTRES	RATES	POTEAUX	BUTS	ASSIST.	

SHOT ATTEMPTS/LANCERS	43	8	10	5	1	19
ATTACKS/ATTAQUES	44					17
FAST BREAKS/CONTRE-ATTAQUES	0					0
PENALTY 7-M	2	0		0	0	2
FREE THROWS/JETS FRANCS	42					
TURN-OVER/PERTES DE BALLE	10					
WARNINGS/AVERTISSEMENTS	4					
SUSPENSIONS 2 MIN.	5					
DISQUALIFICATIONS	0					
EXPULSIONS	0					
PENALTY MINUTES	10					
GOALS/BUTS	19					

SHOT ATTEMPTS/LANCERS	28	5	2	3	2	16	0
ATTACKS/ATTAQUES	43					15	
FAST BREAKS/CONTRE-ATTAQUES	0					0	
PENALTY 7-M	2	0		0	1	1	
FREE THROWS/JETS FRANCS	34						
TURN-OVER/PERTES DE BALLE	11						
WARNINGS/AVERTISSEMENTS	2						
SUSPENSIONS 2 MIN.	6						
DISQUALIFICATIONS	0						
EXPULSIONS	0						
PENALTY MINUTES	12						
GOALS/BUTS	16						

# Handball

Men/Preliminary Pool Group B Results Match 19/Aug.06				Hommes/poule preliminaire groupe b Resultats match 19/06 Aout			
NO	NAM	GOALS BUTS	NO NAME	GOALS BUTS			
FRG 37-KOR 25 (18-11, 19-14)							
FRG				KOR			
1	Thiel, Andreas	0	2 Lim, Young-Chul	2			
2	Meffle, Arnulf	4	3 Kang, Tae-Koo	7			
3	Neitzel, Rudiger	2	4 Kang, Duck-Soo	1			
4	Schwalb, Martin	3	5 Park, Young-Dae	0			
5	Rauin, Dirk	2	6 Ko, Suk-Chang	2			
6	Paul, Michael	6	7 Lee, Kwang-Nam	0			
9	Wunderlich, Erhard	5	10 Choi, Tai-Sub	1			
10	Springel, Thomas	1	11 Park, Byung-Hong	6			
13	Fraatz, Jochen	3	12 An, Jin-Soo	0			
14	Schwenker, Uwe	7	13 Kang, Jae-Won	4			
16	Roch, Siegfried	0	14 Lee, Sang-Hyo	2			
18	Roth, Ulrich	4	16 Lim, Kyu-Ha	0			
REFEREES/ARBITRES SZENDREY HUN SOMHEGY HUN							

Men/Preliminary Pool Group B Statistics Match 19/Aug.06				Hommes/poule preliminaire groupe b Statistiques match 19/06 Aout			
	TOTAL	SAVED	BLOCKED	MISSED	G.POSTS	GOALS	ASSISTS
	ARRETS	CONTRES	RATES	POTEAUX	BUTS	ASSIST.	
FRG							
SHOT ATTEMPTS/LANCERS	53	10	0	3	3	37	6
ATTACKS/ATTAQUES	63					23	
FAST BREAKS/CONTRE-ATTAQUES	8					7	
PENALTY 7-M	3	0		0	1	2	
FREE THROWS/JETS FRANCS	16						
TURN-OVER/PERTES DE BALLE	17						
WARNINGS/AVERTISSEMENTS	3						
SUSPENSIONS 2 MIN.	2						
DISQUALIFICATIONS	0						
EXPULSIONS	0						
PENALTY MINUTES	4						
GOALS/BUTS	37						
KOR							
SHOT ATTEMPTS/LANCERS	50	8	11	4	2	25	6
ATTACKS/ATTAQUES	63					16	
FAST BREAKS/CONTRE-ATTAQUES	10					6	
PENALTY 7-M	6	2		0	1	3	
FREE THROWS/JETS FRANCS	33						
TURN-OVER/PERTES DE BALLE	15						
WARNINGS/AVERTISSEMENTS	2						
SUSPENSIONS 2 MIN.	0						
DISQUALIFICATIONS	0						
EXPULSIONS	0						
PENALTY MINUTES	0						
GOALS/BUTS	25						

Men/Preliminary Pool Group B Results Match 20/Aug.06				Hommes/poule preliminaire groupe b Resultats match 20/06 Aout			
NO	NAME	GOALS BUTS	NO NAME	GOALS BUTS			
DEN 26-SWE 19 (11-9, 15-10)							
DEN				SWE			
1	Jeppesen, Mogens	0	1 Hellgren, Claes	0			
2	Roepstorff, Jens Erik	3	2 Oberg, Per	0			
3	Dahl-Nielsen, Anders	3	4 Bengtsson, Goran	0			
4	Rasmussen, Erik Veje	6	5 Magnusson, Christer	0			
5	Nielsen, Keld	2	6 Carlen, Per	3			
6	Jensen, Klaus Sletting	4	7 Jilsen, Par	0			
7	Christensen, Morten Stig	1	9 Jilsen, Bjorn	9			
9	Hattesen, Hans Henrik	1	10 Lindau, Mats	2			
10	Gluver, Joergen	1	11 Sjogren, Sten	0			
11	Fenger, Peter Michael	3	12 Hertzberg, Rolf	0			
12	Soerensen, Poul	0	13 Olofsson, Peter	5			
15	Skaarup, Per	2	15 Hansson, Lars-Erik	0			
REFEREES/ARBITRES VALCIC YUG MITROVICH YUG							

# Handball

Men/Preliminary Pool Group B Statistics Match 20/Aug.06				Hommes/poule preliminaire groupe b Statistiques match 20/06 Aout			
	TOTAL	SAVED	BLOCKED	MISSED	G.POSTS	GOALS	ASSISTS
	ARRETS	CONTRES	RATES	POTEAUX	BUTS	ASSIST.	
DEN							
SHOT ATTEMPTS/LANCERS	47	10	2	3	6	26	11
ATTACKS/ATTAQUES	47					21	
FAST BREAKS/CONTRE-ATTAQUES	6					4	
PENALTY 7-M	2	1		0	0	1	
FREE THROWS/JETS FRANCS	16						
TURN-OVER/PERTES DE BALLE	8						
WARNINGS/AVERTISSEMENTS	3						
SUSPENSIONS 2 MIN.	9						
DISQUALIFICATIONS	1						
EXPULSIONS	0						
PENALTY MINUTES	18						
GOALS/BUTS	26						
SWE							
SHOT ATTEMPTS/LANCERS	38	8	5	2	4	19	4
ATTACKS/ATTAQUES	46					17	
FAST BREAKS/CONTRE-ATTAQUES	1					1	
PENALTY 7-M	1	0		0	0	1	
FREE THROWS/JETS FRANCS	45						
TURN-OVER/PERTES DE BALLE	13						
WARNINGS/AVERTISSEMENTS	2						
SUSPENSIONS 2 MIN.	2						
DISQUALIFICATIONS	0						
EXPULSIONS	0						
PENALTY MINUTES	4						
GOALS/BUTS	19						

Men/Preliminary Pool Group B Results Match 21/Aug.06				Hommes/poule preliminaire groupe b Resultats match 21/06 Aout			
NO	NAME	GOALS BUTS	NO NAME	GOALS BUTS			
ESP 17-USA 16 (10-9, 7-7)							
ESP				USA			
2	Cabanas, Juan Javier	2	2 Story, Joe B.	3			
3	Munoz, Juan F.	2	5 Dykstra, Tim Joseph	0			
4	Reino, Javier	0	6 Mc Vein, Joseph Dean	0			
6	Alonso, Cecilio	6	7 Lenard, Michael B.	0			
7	Novoa, Juan I.	0	8 Goss, Steven James	0			
8	Uria, Juan Jose	0	9 Buehning, James Johann	2			
9	Milian, Agustin	0	10 Djokovich, Robert Ray	4			
10	Ruiz, Julian	2	11 Lash, Peter Waller	3			
11	Serrano, Eugenio	2	12 Oshita, Rod K.	0			
12	Rico, Lorenzo	0	14 Schneeberger, Thomas R.	4			
15	Puig, Jaime	3	15 Kirk, Stephen C.	0			
16	De Miguel, Juan P.	0	16 Kessler, William Michael	0			
REFEREES/ARBITRES MARIN ROM SERBAN ROM							

Men/Preliminary Pool Group B Statistics Match 21/Aug.06				Hommes/poule preliminaire groupe b Statistiques match 21/06 Aout			
	TOTAL	SAVED	BLOCKED	MISSED	G.POSTS	GOALS	ASSISTS
	ARRETS	CONTRES	RATES	POTEAUX	BUTS	ASSIST.	
ESP							
SHOT ATTEMPTS/LANCERS	34	9	4	4	0	17	3
ATTACKS/ATTAQUES	41					13	
FAST BREAKS/CONTRE-ATTAQUES	2					2	
PENALTY 7-M	3	1		0	0	2	
FREE THROWS/JETS FRANCS	43						
TURN-OVER/PERTES DE BALLE	13						
WARNINGS/AVERTISSEMENTS	3						
SUSPENSIONS 2 MIN.	4						
DISQUALIFICATIONS	0						
EXPULSIONS	0						
PENALTY MINUTES	8						
GOALS/BUTS	17						
USA							
SHOT ATTEMPTS/LANCERS	38	11	8	0	3	16	3
ATTACKS/ATTAQUES	40					11	
FAST BREAKS/CONTRE-ATTAQUES	3					3	
PENALTY 7-M	2	0		0	0	2	
FREE THROWS/JETS FRANCS	37						
TURN-OVER/PERTES DE BALLE	13						
WARNINGS/AVERTISSEMENTS	2						
SUSPENSIONS 2 MIN.	4						
DISQUALIFICATIONS	0						
EXPULSIONS	0						
PENALTY MINUTES	8						
GOALS/BUTS	16						



**Men/Preliminary Pool Group A**  
**Results Match 22/Aug.06**

**Hommes/poule preliminaire groupe a**  
**Resultats match 22/06 Aout**

NO	NAME	GOALS BUTS	NO	NAME	GOALS BUTS
RON 28-JPN 22 (12-11, 16-11)					
ROM			JPN		
2	Dumitru, Marian	7	2	Yamamoto, Shinji	5
3	Boros, Iosif	3	3	Gamo, Seimei	5
4	Voinea, Maricel	1	4	Nakamoto, Mitsuaki	1
5	Stinga, Vasile	11	6	Ikoma, Yasuo	0
6	Dogarescu, George	0	7	Ikenoue, Takashi	1
7	Covaciu, Gheorghe	1	9	Sasaki, Nobuo	0
8	Durau, Cornel	3	11	Matsui, Koji	5
10	Folker, Alexandru	1	12	Ito, Hidetada	0
12	Buligan, Alexandru	0	13	Nishiyama, Kiyoshi	1
13	Oprea, Vasile	1	14	Takamura, Seiichi	0
15	Bedivan, Mircea	0	15	Taguchi, Katsutoshi	4
16	Simion, Adrian	0	16	Uemura, Yukihiko	0

REFEREES/ARBITRES BUEHNING USA  
IWASCZYSZYN USA

**Men/Preliminary Pool Group A**  
**Statistics Match 22/Aug.06**

**Hommes/poule preliminaire groupe a**  
**Stastiques match 22/06 Aout**

	TOTAL	SAVED	BLOCKED	MISSED	G.POSTS	GOALS	ASSISTS
	ARRETS	CONTRES	RATES	POTEAUX	BUTS	ASSIST.	
ROM							
SHOT ATTEMPTS/LANCERS	47	12	0	2	5	28	3
ATTACKS/ATTAQUES	48					20	
FAST BREAKS/CONTRE-ATTAQUES	2					2	
PENALTY 7-M	7	1		0	0	6	
FREE THROWS/JETS FRANCS	23						
TURN-OVER/PERTES DE BALLE	6						
WARNINGS/AVERTISSEMENTS	2						
SUSPENSIONS 2 MIN.	0						
DISQUALIFICATIONS	0						
EXPULSIONS	0						
PENALTY MINUTES	0						
GOALS/BUTS	28						
JPN							
SHOT ATTEMPTS/LANCERS	41	8	4	4	3	22	5
ATTACKS/ATTAQUES	48					17	
FAST BREAKS/CONTRE-ATTAQUES	4					4	
PENALTY 7-M	2	1		0	0	1	
FREE THROWS/JETS FRANCS	25						
TURN-OVER/PERTES DE BALLE	15						
WARNINGS/AVERTISSEMENTS	2						
SUSPENSIONS 2 MIN.	5						
DISQUALIFICATIONS	1						
EXPULSIONS	0						
PENALTY MINUTES	10						
GOALS/BUTS	22						

**Men/Preliminary Pool Group A**  
**Results Match 23/Aug.06**

**Hommes/poule preliminaire groupe a**  
**Resultats match 23/06 Aout**

NO	NAME	GOALS BUTS	NO	NAME	GOALS BUTS
ISL 19-ALG 15 (7-7, 12-8)					
ISL			ALG		
1	Thorvardarson, Einar	0	1	Maoudj, Kamel	0
2	Mathiesen, Thorgils	1	2	Boudrali, Brahim	0
3	Adalsteinsson, Thorbergur	0	4	Ledra, Hocine	0
4	Gudmundsson, Bjarni	0	5	Azeb,Omar	1
5	Sigurdsson, Jakob	3	6	Doballah, Mustapha	1
6	Gunnarsson, Sigurdur	5	8	Mekhnache, Mouloud	0
8	Hilmarsson, Atli	3	9	Ouhib, Azzedine	0
9	Gudmundsson, Gudmundur	4	10	Bendjemil, Abdelkrim	4
10	Arason, Kristjan	2	12	Ouchia, Kamel	0
11	Jensson, Thorbjorn	0	13	Benmagsoula, Abdesselam	2
14	Gislason, Alfred	1	14	Mohamed Seghir, Zine Eddi	2
16	Kvaran, Brynjar	0	15	Draouci, Alousofiane	5

REFEREES/ARBITRES CHRISTENSEN DEN  
WOHLK DEN

**Men/Preliminary Pool Group A**  
**Statistics Match 23/Aug.06**

**Hommes/poule preliminaire groupe a**  
**Resultats match 23/06 Aout**

	TOTAL	SAVED	BLOCKED	MISSED	G.POSTS	GOALS	ASSISTS
	ARRETS	CONTRES	RATES	POTEAUX	BUTS	ASSIST.	
ISL 19-ALG 15 (7-7, 12-8)							
SHOT ATTEMPTS/LANCERS	47	12	0	2	5	28	3
ATTACKS/ATTAQUES	48					20	
FAST BREAKS/CONTRE-ATTAQUES	2					2	
PENALTY 7-M	7	1		0	0	6	
FREE THROWS/JETS FRANCS	23						
TURN-OVER/PERTES DE BALLE	6						
WARNINGS/AVERTISSEMENTS	2						
SUSPENSIONS 2 MIN.	0						
DISQUALIFICATIONS	0						
EXPULSIONS	0						
PENALTY MINUTES	0						
GOALS/BUTS	28						

**Men/Preliminary Pool Group A**  
**Statistics Match 23/Aug.06**

**Hommes/poule preliminaire groupe a**  
**Statistiques match 23/06 Aout**

	TOTAL	SAVED	BLOCKED	MISSED	G.POSTS	GOALS	ASSISTS
	ARRETS	CONTRES	RATES	POTEAUX	BUTS	ASSIST.	
ISL							
SHOT ATTEMPTS/LANCERS	37	14	0	2	2	19	4
ATTACKS/ATTAQUES	49					15	
FAST BREAKS/CONTRE-ATTAQUES	2					0	
PENALTY 7-M	7	3		0	0	4	
FREE THROWS/JETS FRANCS	35						
TURN-OVER/PERTES DE BALLE	12						
WARNINGS/AVERTISSEMENTS	1						
SUSPENSIONS 2 MIN.	8						
DISQUALIFICATIONS	0						
EXPULSIONS	0						
PENALTY MINUTES	16						
GOALS/BUTS	19						
ALG							
SHOT ATTEMPTS/LANCERS	35	12	3	3	2	15	1
ATTACKS/ATTAQUES	48					11	
FAST BREAKS/CONTRE-ATTAQUES	2					1	
PENALTY 7-M	5	2		0	0	3	
FREE THROWS/JETS FRANCS	39						
TURN-OVER/PERTES DE BALLE	18						
WARNINGS/AVERTISSEMENTS	3						
SUSPENSIONS 2 MIN.	6						
DISQUALIFICATIONS	0						
EXPULSIONS	0						
PENALTY MINUTES	12						
GOALS/BUTS	15						

**Men/Preliminary Pool Group A**  
**Results Match 24/Aug.06**

**Hommes/poule preliminaire groupe a**  
**Resultats match 24/06 Aout**

NO	NAME	GOALS BUTS	NO	NAME	GOALS BUTS
YUG 25-SUI 11 (12-6, 13-5)					
YUG			SUI		
1	Amautovic, Zlatan	0	1	Ott, Martin	0
2	Rnic, Momir	0	2	Glaser, Martin	1
3	Vukovic, Veselin	3	4	Weber, Peter	1
4	Kalina, Milan	4	5	Schaer, Max	2
5	Elezovic, Jovan	0	6	Karrer, Heinz	0
6	Zovko, Zdravko	1	7	Rubin, Martin	0
8	Jurina, Pavo	3	10	Barth, Rene	0
9	Vujovic, Veselin	4	11	Platzer, Norwin	3
11	Kuzmanovski, Slobodan	0	12	Huerlimann, Peter	0
12	Basic, Mirko	0	13	Mall, Uwe	0
14	Radjenovic, Zdravko	4	14	Jehle, Peter	3
15	Isakovic, Mile	6	15	Delhees, Max	1

REFEREES/ARBITRES RAUCHFUSS GDR  
BUCHDA GDR

**Men/Preliminary Pool Group A**  
**Statistics Match 24/Aug.06**

**Hommes/poule preliminaire groupe a**  
**Statistiques match 24/06 Aout**

	TOTAL	SAVED	BLOCKED	MISSED	G.POSTS	GOALS	ASSISTS
	ARRETS	CONTRES	RATES	POTEAUX	BUTS	ASSIST.	
YUG							
SHOT ATTEMPTS/LANCERS	36	6	0	2	3	25	4
ATTACKS/ATTAQUES	43					16	
FAST BREAKS/CONTRE-ATTAQUES	8						
PENALTY 7-M	4	1		0	1	2	
FREE THROWS/JETS FRANCS	19						
TURN-OVER/PERTES DE BALLE	13						
WARNINGS/AVERTISSEMENTS	3						
SUSPENSIONS 2 MIN.	6						
DISQUALIFICATIONS	0						
EXPULSIONS	0						
PENALTY MINUTES	12						
GOALS/BUTS	25						
SUI							
SHOT ATTEMPTS/LANCERS	35	12	3	5	4	11	1
ATTACKS/ATTAQUES	44						
FAST BREAKS/CONTRE-ATTAQUES	3					2	
PENALTY 7-M	4	1		1	0	2	
FREE THROWS/JETS FRANCS	35						
TURN-OVER/PERTES DE BALLE	20						
WARNINGS/AVERTISSEMENTS	3						
SUSPENSIONS 2 MIN.	7						
DISQUALIFICATIONS	0						
EXPULSIONS	0						
PENALTY MINUTES	14						
GOALS/BUTS	11						



# Handball

## Men/Preliminary Pool Group A Results Match 25/Aug.08

## Hommes/poule preliminaire groupe a Resultats match 25/08 Aout

NO	NAME	GOALS BUTS	NO	NAME	GOALS BUTS
ISL 23-SUI 16 (9-8, 14-8)					
SUI			ISL		
1	Ott, Martin	0	1	Thorvardarson, Einar	0
2	Glaser, Martin	1	2	Mathiesen, Thorgils	2
3	Baetschmann, Juergen	1	3	Adalsteinsson, Thorbergur	1
4	Weber, Peter	1	5	Sigurdsson, Jakob	1
5	Schaer, Max	5	6	Gunnarsson, Sigurdur	8
6	Karrer, Heinz	0	7	Birgisson, J. Steinar	0
9	Gassmann, Roland	3	8	Hilmarsson, Atli	5
10	Barth, Rene	0	9	Gudmundsson, Gudmundur	1
11	Platzer, Norwin	1	10	Arason, Kristjan	4
12	Huerlimann, Peter	0	11	Jensson, Thorbjorn	0
13	Mall, Uwe	1	14	Gislason, Alfred	1
14	Jehle, Peter	3	16	Kvaran, Brynjar	0
REFEREE/ARBITRES ANTHONSEN NOR BOLSTAD NOR					

## Men/Preliminary Pool Group A Statistics Match 25/Aug.08

## Hommes/poule preliminaire groupe a Statistiques match 25/08 Aout

	TOTAL	SAVED	BLOCKED	MISSED	G.POSTS	GOALS	ASSISTS
	ARRETS	CONTRES	RATES	POTEAUX	BUTS	ASSIST.	
SUI							
SHOT ATTEMPTS/LANCERS	40	14	1	4	5	16	0
ATTACKS/ATTAQUES	38					14	
FAST BREAKS/CONTRE-ATTAQUES	0					0	
PENALTY 7-M	5	1		0	2	2	
FREE THROWS/JETS FRANCS	33						
TURN-OVER/PERTES DE BALLE	9						
WARNINGS/AVERTISSEMENTS	3						
SUSPENSIONS 2 MIN.	10						
DISQUALIFICATIONS	1						
EXPULSIONS	0						
PENALTY MINUTES	20						
GOALS/BUTS	16						
ISL							
SHOT ATTEMPTS/LANCERS	39	10	2	1	3	23	3
ATTACKS/ATTAQUES	39					17	
FAST BREAKS/CONTRE-ATTAQUES	2					1	
PENALTY 7-M	8	2		0	1	5	
FREE THROWS/JETS FRANCS	31						
TURN-OVER/PERTES DE BALLE	8						
WARNINGS/AVERTISSEMENTS	1						
SUSPENSIONS 2 MIN.	6						
DISQUALIFICATIONS	0						
EXPULSIONS	0						
PENALTY MINUTES	12						
GOALS/BUTS	23						

## Men/Preliminary Pool Group A Results Match 28/Aug.05

## Hommes/poule preliminaire groupe a Resultats match 25/08 Aout

NO	NAME	GOALS BUTS	NO	NAME	GOALS BUTS
YUG 19-ROM 18 (8-10, 11-8)					
YUG			NON		
1	Amautovic, Zlatan	0	1	Munteanu, Nicolae	0
2	Rnic, Momir	0	2	Dumitru, Marian	4
3	Vukovic, Veselin	3	3	Boros, Iosif	3
4	Kalina, Milan	2	4	Voinea, Maricel	1
5	Elezovic, Jovan	3	5	Stinga, Vasile	6
6	Zovko, Zdravko	1	6	Dogarescu, George	0
8	Jurina, Pavo	0	8	Durau, Cornel	2
9	Vujovic, Veselin	2	10	Folker, Alexandru	2
11	Kuzmanovski, Slobodan	0	11	Vasilca, Neculai	0
12	Basic, Mirko	0	12	Buligan, Alexandru	0
14	Radjenovic, Zdravko	2	13	Oprea, Vasile	0
15	Isakovic, Mile	6	15	Bedivan, Mircea	0
REFEREES/ARBITRES NILSSON SWE WESTER SWE					

# Handball

## Men/Preliminary Pool Group A Statistics Match 25/Aug.08

## Hommes/poule preliminaire groupe a Statistique match 26/08 Aout

	TOTAL	SAVED	BLOCKED	MISSED	G.POSTS	GOALS	ASSISTS
	ARRETS	CONTRES	RATES	POTEAUX	BUTS	ASSIST.	
YUG							
SHOT ATTEMPTS/LANCERS	32	7	2	2	2	19	6
ATTACKS/ATTAQUES	46					11	
FAST BREAKS/CONTRE-ATTAQUES	2					2	
PENALTY 7-M	6	0		0	0	6	
FREE THROWS/JETS FRANCS	39						
TURN-OVER/PERTES DE BALLE	7						
WARNINGS/AVERTISSEMENTS	2						
SUSPENSIONS 2 MIN.	9						
DISQUALIFICATIONS	0						
EXPULSIONS	0						
PENALTY MINUTES	18						
GOALS/BUTS	19						
ROM							
SHOT ATTEMPTS/LANCERS	38	13	3	0	4	18	5
ATTACKS/ATTAQUES	45					12	
FAST BREAKS/CONTRE-ATTAQUES	4					4	
PENALTY 7-M	4	2		0	0	2	
FREE THROWS/JETS FRANCS	53						
TURN-OVER/PERTES DE BALLE	8						
WARNINGS/AVERTISSEMENTS	2						
SUSPENSIONS 2 MIN.	8						
DISQUALIFICATIONS	0						
EXPULSIONS	0						
PENALTY MINUTES	16						
GOALS/BUTS	18						

## Men/Preliminary Pool Group B Results Match 27/Aug.08

## Hommes/poule preliminaire groupe b Resultats match 27/08 Aout

NO	NAME	GOALS BUTS	NO	NAME	GOALS BUTS
FRG 20-DEN 18 (9-9, 9-11)					
DEN			FRG		
1	Jeppesen, Mogens	0	1	Thiel, Andreas	0
2	Roeppstorff, Jens Erik	1	2	Meffle, Amulf	0
3	Dahl-Nielsen, Anders	0	3	Neitzel, Rudiger	0
4	Rasmussen, Erik Veje	5	4	Schwalb, Martin	2
5	Nielsen, Keld	0	5	Rauin, Dirk	1
6	Jensen, Klaus Sletting	2	6	Paul, Michael	5
7	Christensen, Morten Stig	1	8	Happe, Thomas	0
9	Hattesen, Hans Henrik	4	9	Wunderlich, Erhard	9
10	Gluver, Joergen	2	10	Springel, Thomas	1
11	Fenger, Peter Michael	3	12	Voller, Klaus	0
12	Soerensen, Poul	0	13	Fraatz, Jochen	1
15	Skaarup, Per	0	18	Roth, Ulrich	1
REFEREES/ARBITRES SOMHEGYI HUN SZENDREY HUN					

## Men/Preliminary Pool Group B Statistics Match 27/Aug.08

## Hommes/poule preliminaire groupe b Statistiques match 27/08 Aout

	TOTAL	SAVED	BLOCKED	MISSED	G.POSTS	GOALS	ASSISTS
	ARRETS	CONTRES	RATES	POTEAUX	BUTS	ASSIST.	
DEN							
SHOT ATTEMPTS/LANCERS	38	14	3	1	2	18	1
ATTACKS/ATTAQUES	39					12	
FAST BREAKS/CONTRE-ATTAQUES	2					2	
PENALTY 7-M	5	1		0	0	4	
FREE THROWS/JETS FRANCS	41						
TURN-OVER/PERTES DE BALLE	9						
WARNINGS/AVERTISSEMENTS	2						
SUSPENSIONS 2 MIN.	3						
DISQUALIFICATIONS	0						
EXPULSIONS	0						
PENALTY MINUTES	6						
GOALS/BUTS	18						
FRG							
SHOT ATTEMPTS/LANCERS	36	7	6	2	1	20	1
ATTACKS/ATTAQUES	38					15	
FAST BREAKS/CONTRE-ATTAQUES	1					1	
PENALTY 7-M	4	0		0	0	4	
FREE THROWS/JETS FRANCS	36						
TURN-OVER/PERTES DE BALLE	10						
WARNINGS/AVERTISSEMENTS	4						
SUSPENSIONS 2 MIN.	3						
DISQUALIFICATIONS	0						
EXPULSIONS	0						
PENALTY MINUTES	6						
GOALS/BUTS	20						



Men/Preliminary Pool Group A  
Results Match 28/Aug.08

Hommes/poule preliminaire groupe a  
Resultats match 28/08 Aout

NO	NAME	GOALS BUTS	NO	NAME	GOALS BUTS
JPN 17-ALG 16 (11-7, 6-9)					
JPN			ALG		
1	Ohata, Takahiro	0	2	Boudrali, Brahim	0
2	Yamamoto, Shinji	4	4	Ledra, Hocine	0
3	Gamo, Seimei	4	5	Azeb, Omar	3
4	Nakamoto, Mitsuaki	1	6	Doballah, Mustapha	2
5	Seki, Kenzo	0	7	Belhocine, Djaffar	0
6	Ikoma, Yasuo	1	9	Ouhib, Azzedine	1
7	Ikenoue, Takashi	2	10	Bendjemil, Abdelkrim	2
11	Matsui, Koji	4	12	Ouchia, Kamel	0
13	Nishiyama, Kiyoshi	0	13	Benmoghssoula, Abdesselam	2
14	Takamura, Seiichi	1	14	Mohamed Seghir, Zine Eddi	1
15	Taguchi, Katsutoshi	0	15	Draouci, Alousofiane	5
16	Uemura, Yukihiko	0	16	Boussebt, Mourad	0
REFEREES/ARBITRES HEUCHERT NOREK FRG FRG					

Men/Preliminary Pool Group A  
Statistics Match 28/Aug.08

Hommes/poule preliminaire groupe a  
Statistiques match 28/08 Aout

	TOTAL	SAVED ARRETS	BLOCKED CONTRES	MISSED RATES	G. POSTS POTEAUX	GOALS BUTS	ASSISTS ASSIST.
JPN							
SHOT ATTEMPTS/LANCERS	34	8	3	0	6	17	5
ATTACKS/ATTAQUES	43					14	
FAST BREAKS/CONTRE-ATTAQUES	4					3	
PENALTY 7-M	0	0		0	0	0	
FREE THROWS/JETS FRANCS	32						
TURN-OVER/PERTES DE BALLE	17						
WARNINGS/AVERTISSEMENTS	3						
SUSPENSIONS 2 MIN.	3						
DISQUALIFICATIONS	0						
EXPULSIONS	0						
PENALTY MINUTES	6						
GOALS/BUTS	17						
ALG							
SHOT ATTEMPTS/LANCERS	31	9	2	3	1	16	6
ATTACKS/ATTAQUES	43					11	
FAST BREAKS/CONTRE-ATTAQUES	1					1	
PENALTY 7-M	5	1		0	0	4	
FREE THROWS/JETS FRANCS	41						
TURN-OVER/PERTES DE BALLE	13						
WARNINGS/AVERTISSEMENTS	2						
SUSPENSIONS 2 MIN.	5						
DISQUALIFICATIONS	0						
EXPULSIONS	0						
PENALTY MINUTES	10						
GOALS/BUTS	16						

Men/Preliminary Pool Group B  
Results Match 29/Aug.08

Hommes/poule preliminaire groupe b  
Resultats match 29/08 Aout

NO	NAME	GOALS BUTS	NO	NAME	GOALS BUTS
SWE 26-ESP 25 (16-13, 10-12)					
SWE			ESP		
1	Hellgren, Claes	0	2	Cabanas, Juan Javier	1
2	Oberg, Per	0	3	Munoz, Juan F.	3
3	Augustsson, Danny	1	5	De La Puente, Juan	2
4	Bengtsson, Goran	2	6	Alonso, Cecilio	6
5	Magnusson, Christer	0	7	Novoa, Juan I.	1
6	Carlen, Per	2	8	Uria, JuanJose	3
7	Jilsen, Par	0	10	Ruiz, Julian	3
9	Jilsen, Bjorn	10	11	Serrano, Eugenio	3
10	Lindau, Mats	1	12	Rico, Lorenzo	0
11	Sjogren, Sten	7	14	Lopez, Rafael	0
13	Olofsson, Peter	3	15	Puig, Jaime	3
16	Olsson, Mats	0	16	De Miguel, Juan P.	0
REFEREES/ARBITRES BUCHDA RAUCHFUSS GDR GDR					

Men/Preliminary Pool Group B  
Statistics Match 29/Aug.08

Hommes/poule preliminaire groupe b  
Statistiques match 29/08 Aout

	TOTAL	SAVED ARRETS	BLOCKED CONTRES	MISSED RATES	G. POSTS POTEAUX	GOALS BUTS	ASSISTS ASSIST.
SWE							
SHOT ATTEMPTS/LANCERS	35	5	3	0	1	26	11
ATTACKS/ATTAQUES	53					19	
FAST BREAKS/CONTRE-ATTAQUES	3					2	
PENALTY 7-M	6	0		0	1	5	
FREE THROWS/JETS FRANCS	22						
TURN-OVER/PERTES DE BALLE	19						
WARNINGS/AVERTISSEMENTS	3						
SUSPENSIONS 2 MIN.	3						
DISQUALIFICATIONS	0						
EXPULSIONS	0						
PENALTY MINUTES	6						
GOALS/BUTS	26						
ESP							
SHOT ATTEMPTS/LANCERS	56	18	4	4	5	25	8
ATTACKS/ATTAQUES	52					20	
FAST BREAKS/CONTRE-ATTAQUES	4					2	
PENALTY 7-M	5	2		0	0	3	
FREE THROWS/JETS FRANCS	33						
TURN-OVER/PERTES DE BALLE	13						
WARNINGS/AVERTISSEMENTS	3						
SUSPENSIONS 2 MIN.	2						
DISQUALIFICATIONS	0						
EXPULSIONS	0						
PENALTY MINUTES	4						
GOALS/BUTS	25						

Men/Preliminary Pool Group B  
Results Match 30/Aug.08

Hommes/poule preliminaire groupe b  
Resultats match 30/08 Aout

NO	NAME	GOALS BUTS	NO	NAME	GOALS BUTS
KOR 22-USA 22 (12-13, 10-9)					
KOR			USA		
1	Shim, Jung-Man	0	2	Story, Joe B.	3
2	Lim, Young-Chul	1	5	Dykstra, Tim Joseph	0
3	Kang, Tae-Koo	3	6	Mc Vein, Joseph Dean	0
4	Kang, Duck-Boo	0	7	Lenard, Michael B.	0
5	Park, Young-Dae	0	8	Goss, Steven James	1
6	Ko, Suk-Chang	0	9	Buehning, James Johann	4
8	Hwang, Yo-Na	0	10	Djokovich, Robert Ray	4
10	Choi, Tai-Sub	5	11	Lash, Peter Waller	1
11	Park, Byung-Hong	5	12	Oshita, Rod K.	0
13	Kang, Jae-Won	6	14	Schneeberger, Thomas R.	8
14	Lee, Sang-Hyo	2	15	Kirk, Stephen C.	1
16	Lim, Kyu-Ha	0	16	Kessler, William Michael	0
REFEREES/ARBITRES ISCHER RYUART SUI SUI					

Men/Preliminary Pool Group B  
Statistics Match 30/Aug.08

Hommes/poule preliminaire groupe b  
Statistiques match 30/08 Aout

	TOTAL	SAVED ARRETS	BLOCKED CONTRES	MISSED RATES	G. POSTS POTEAUX	GOALS BUTS	ASSISTS ASSIST.
KOR							
SHOT ATTEMPTS/LANCERS	48	17	7	1	1	22	5
ATTACKS/ATTAQUES	53					17	
FAST BREAKS/CONTRE-ATTAQUES	5					2	
PENALTY 7-M	5	2		0	0	3	
FREE THROWS/JETS FRANCS	31						
TURN-OVER/PERTES DE BALLE	11						
WARNINGS/AVERTISSEMENTS	3						
SUSPENSIONS 2 MIN.	6						
DISQUALIFICATIONS	0						
EXPULSIONS	0						
PENALTY MINUTES	12						
GOALS/BUTS	22						
USA							
SHOT ATTEMPTS/LANCERS	45	14	1	3	5	22	9
ATTACKS/ATTAQUES	53					19	
FAST BREAKS/CONTRE-ATTAQUES	1					0	
PENALTY 7-M	4	1		0	0	3	
FREE THROWS/JETS FRANCS	31						
TURN-OVER/PERTES DE BALLE	12						
WARNINGS/AVERTISSEMENTS	3						
SUSPENSIONS 2 MIN.	3						
DISQUALIFICATIONS	0						
EXPULSIONS	0						
PENALTY MINUTES	6						
GOALS/BUTS	22						

# Handball

## Men/Finals

Results Match 31/Aug.10

## Hombres/finales

Resultats match 31/10 Aout

NO	NAME	GOALS BUTS	NO	NAME	GOALS BUTS
SUI 18-ESP 17 (9-9, 9-8)					
SUI			ESP		
2	Glaser, Martin	0	1	Garcia, Pedro	0
3	Baetschmann, Juergen	2	2	Cabanas, Juan Javier	0
4	Weber, Peter	0	4	Reino, Javier	1
5	Schaer, Max	1	5	De La Puente, Juan	2
9	Gassmann, Roland	0	6	Alonso, Cecilio	2
10	Barth, Rene	0	7	Novoa, Juan I.	1
11	Platzer, Norwin	6	8	Uria, JuanJose	3
12	Huerlimann, Peter	0	10	Ruiz, Julian	3
13	Mall, Uwe	2	11	Serrano, Eugenio	0
14	Jehle, Peter	4	12	Rico, Lorenzo	0
15	Delhees, Max	3	14	Lopez, Rafael	2
16	Braun, Markus	0	15	Puig, Jaime	3
REFEREES/ARBITRES		NAYLOR HUGHES	GDR		GDR

## Men/Finals

Statistics Match 31/Aug.10

## Hombres/finales

Statistiques match 31/10 Aout

	TOTAL	SAVED	BLOCKED	MISSED	G.POSTS	GOALS	ASSISTS
	ARRETS	CONTRES	RATES	POTEAUX	BUTS	ASSIST.	
SUI							
SHOT ATTEMPTS/LANCERS	32	7	2	3	2	18	7
ATTACKS/ATTAQUES	45					12	
FAST BREAKS/CONTRE-ATTAQUES	6					5	
PENALTY 7-M	2	0		0	1	1	
FREE THROWS/JETS FRANCS	29						
TURN-OVER/PERTES DE BALLE	15						
WARNINGS/AVERTISSEMENTS	3						
SUSPENSIONS 2 MIN.	8						
DISQUALIFICATIONS	1						
EXPULSIONS	0						
PENALTY MINUTES	16						
GOALS/BUTS	18						
ESP							
SHOT ATTEMPTS/LANCERS	36	16	0	2	1	17	4
ATTACKS/ATTAQUES	46					10	
FAST BREAKS/CONTRE-ATTAQUES	8					4	
PENALTY 7-M	7	4		0	0	3	
FREE THROWS/JETS FRANCS	32						
TURN-OVER/PERTES DE BALLE	12						
WARNINGS/AVERTISSEMENTS	3						
SUSPENSIONS 2 MIN.	2						
DISQUALIFICATIONS	0						
EXPULSIONS	1						
PENALTY MINUTES	8						
GOALS/BUTS	17						

## Men/Finals

Results Match 32/Aug.10

## Hombres/finales

Resultats match 32/10 Aout

NO	NAME	GOALS BUTS	NO	NAME	GOALS BUTS
SWE 26-ISL 24 (14-9, 12-15)					
ISL			SWE		
1	Thorvardarson, Einar	0	1	Hellgren, Claes	0
2	Mathiesen, Thorgils	5	2	Oberg, Per	1
3	Adalsteinsson, Thorbergur	0	3	Augustsson, Danny	1
5	Sigurdsson, Jakob	1	4	Bengtsson, Goran	0
6	Gunnarsson, Sigurdur	5	5	Megnusson, Christer	1
8	Hilmarsson, Atli	2	6	Carlen, Per	3
9	Gudmundsson, Gudmundur	1	7	Jilsen, Par	3
10	Arason, Kristjan	5	9	Jilsen, Bjorn	7
11	Jensson, Thorbjorn	0	10	Lindau, Mats	1
12	Einarsson, Jens	0	11	Sjogren, Sten	7
13	Sveinsson, Sigurdur	0	13	Olofsson, Peter	2
14	Gislason, Alfred	5	16	Olsson, Mats	0
REFEREES/ARBITRES		MARBACH EDWARDS	YUG		YUG

# Handball

## Men/Finals

Statistics Match 32/Aug.10

## Hombres/finales

Statistiques match 32/10 Aout

	TOTAL	SAVED	BLOCKED	MISSED	G.POSTS	GOALS	ASSISTS
	ARRETS	CONTRES	RATES	POTEAUX	BUTS	ASSIST.	
ISL							
SHOT ATTEMPTS/LANCERS	52	16	8	3	1	24	8
ATTACKS/ATTAQUES	51					19	
FAST BREAKS/CONTRE-ATTAQUES	2					2	
PENALTY 7-M	3	0		0	0	3	
FREE THROWS/JETS FRANCS	27						
TURN-OVER/PERTES DE BALLE	8						
WARNINGS/AVERTISSEMENTS	2						
SUSPENSIONS 2 MIN.	4						
DISQUALIFICATIONS	0						
EXPULSIONS	0						
PENALTY MINUTES	8						
GOALS/BUTS	24						
SWE							
SHOT ATTEMPTS/LANCERS	46	11	1	6	2	26	12
ATTACKS/ATTAQUES	52					18	
FAST BREAKS/CONTRE-ATTAQUES	7					6	
PENALTY 7-M	3	1		0	0	2	
FREE THROWS/JETS FRANCS	30						
TURN-OVER/PERTES DE BALLE	11						
WARNINGS/AVERTISSEMENTS	2						
SUSPENSIONS 2 MIN.	4						
DISQUALIFICATIONS	0						
EXPULSIONS	0						
PENALTY MINUTES	8						
GOALS/BUTS	26						

## Men/Finals

Results Match 33/Aug.10

## Hombres/finales

Resultats match 33/10 Aout

NO	NAME	GOALS BUTS	NO	NAME	GOALS BUTS
USA 24-JPN 16 (9-5, 15-11)					
JPN			USA		
1	Ohata, Takahiro	0	2	Story, JoeB.	2
2	Yamamoto, Shinji	4	5	Dykstra, Tim Joseph	0
3	Gamo, Seimei	2	7	Lenard, Michael B.	1
4	Nakamoto, Mitsuaki	1	8	Goss, Steven James	4
6	Ikoma, Yasuo	1	9	Buehning, James Johann	5
7	Ikenoue, Takashi	1	10	Djokovich, Robert Ray	3
9	Sasaki, Nobuo	1	11	Lash, Peter Waller	4
11	Matsui, Koji	1	12	Oshita, Rod K.	0
13	Nishiyama, Kiyoshi	0	13	Morava, Gregory E.	0
14	Takamura, Seiichi	4	14	Schneeberger, Thomas R.	3
15	Taguchi, Katsutoshi	1	15	Kirk, Stephen C.	1
16	Uemura, Yukihiko	0	16	Kessler, William Michael	1
REFEREES/ARBITRES		TANCREZ LELONG	FRA		FRA

## Men/Finals

Statistics Match 33/Aug.10

## Hombres/finales

Statistiques match 33/10 Aout

	TOTAL	SAVED	BLOCKED	MISSED	G.POSTS	GOALS	ASSISTS
	ARRETS	CONTRES	RATES	POTEAUX	BUTS	ASSIST.	
JPN							
SHOT ATTEMPTS/LANCERS	43	11	13	0	3	16	3
ATTACKS/ATTAQUES	51					13	
FAST BREAKS/CONTRE-ATTAQUES	2					1	
PENALTY 7-M	5	2		0	1	2	
FREE THROWS/JETS FRANCS	40						
TURN-OVER/PERTES DE BALLE	19						
WARNINGS/AVERTISSEMENTS	2						
SUSPENSIONS 2 MIN.	4						
DISQUALIFICATIONS	1						
EXPULSIONS	0						
PENALTY MINUTES	8						
GOALS/BUTS	16						
USA							
SHOT ATTEMPTS/LANCERS	34	8	1	1	0	24	9
ATTACKS/ATTAQUES	51					17	
FAST BREAKS/CONTRE-ATTAQUES	5					4	
PENALTY 7-M	4	1		0	0	3	
FREE THROWS/JETS FRANCS	35						
TURN-OVER/PERTES DE BALLE	16						
WARNINGS/AVERTISSEMENTS	1						
SUSPENSIONS 2 MIN.	6						
DISQUALIFICATIONS	0						
EXPULSIONS	0						
PENALTY MINUTES	12						
GOALS/BUTS	24						



**Men/Finals**  
**Results Match 34/Aug.10**

**Hommes/finals**  
**Resultats match 34/10 Aout**

NO	NAME	GOALS BUTS	NO	NAME	GOALS BUTS
KOR 25-ALG 21 (10-9, 15-12)					
ALG			KOR		
1	Maoudj, Kamel	0	1	Shim, Jung-Man	0
2	Boudrali, Brahim	1	2	Lim, Young-Chul	4
4	Ledra, Hocine	0	3	Kang, Tae-Koo	7
5	Azeb, Omar	6	4	Kang, Duck-Soo	0
6	Doballah, Mustapha	3	5	Park, Young-Dae	0
7	Belhocine, Djaffar	4	6	Ko, Suk-Chang	3
8	Mekhnache, Mouloud	1	8	Hwang, Yo-Na	0
10	Bendjemil, Abdelkrim	2	10	Choi, Tai-Sub	0
11	Mokrani, Rachid	1	11	Park, Byung-Hong	1
13	Benmagnhoul, Abdesselam	1	13	Kang, Jae-Won	5
14	Mohamed Seghir, Zine Eddi	2	14	Lee, Sang-Hyo	5
16	Boussebt, Mourad	0	16	Lim, Kyu-Ha	0

REFEREES/ARBITRES SERRAPEDE USA  
GARCIA USA

**Men/Finals**  
**Statistics Match 34/Aug.10**

**Hommes/finales**  
**Statistiques match 34/10 Aout**

	TOTAL	SAVED	BLOCKED	MISSED	G.POSTS	GOALS	ASSISTS
	ARRETS	CONTRES	RATES	POTEAUX	BUTS	ASSIST.	
ALG							
SHOT ATTEMPTS/LANCERS	42	13	1	3	4	21	8
ATTACKS/ATTAQUES	54					17	
FAST BREAKS/CONTRE-ATTAQUES	4					3	
PENALTY 7-M	2	0		0	1	1	
FREE THROWS/JETS FRANCS	65						
TURN-OVER/PERTES DE BALLE	14						
WARNINGS/AVERTISSEMENTS	1						
SUSPENSIONS 2 MIN.	2						
DISQUALIFICATIONS	0						
EXPULSIONS	0						
PENALTY MINUTES	4						
GOALS/BUTS	21						
KOR							
SHOT ATTEMPTS/LANCERS	46	10	4	3	4	25	7
ATTACKS/ATTAQUES	55					18	
FAST BREAKS/CONTRE-ATTAQUES	5					4	
PENALTY 7-M	4	1		0	0	3	
FREE THROWS/JETS FRANCS	18						
TURN-OVER/PERTES DE BALLE	13						
WARNINGS/AVERTISSEMENTS	2						
SUSPENSIONS 2 MIN.	8						
DISQUALIFICATIONS	0						
EXPULSIONS	0						
PENALTY MINUTES	16						
GOALS/BUTS	25						

**Men/Finals (3rd And 4th Place)**  
**Results Match 36/Aug.11**

**Hommes/finales (3eme et 4eme place)**  
**Resultats match 36/11 Aout**

NO	NAME	GOALS BUTS	NO	NAME	GOALS BUTS
ROM 23-DEN 19 (15-10, 8-9)					
ROM			DEN		
1	Munteanu, Nicolae	0	1	Jeppesen, Mogens	0
2	Dumitru, Marian	7	2	Roepstorff, Jens Erik	3
3	Boros, Iosif	2	3	Dahl-Nielsen, Anders	1
4	Voinea, Maricel	2	4	Rasmussen, Erik Veje	2
5	Stinga, Vasile	7	5	Nielsen, Keld	5
7	Covaciu, Gheorghe	0	6	Jensen, Klaus Sletting	1
8	Durau, Cornel	1	7	Christensen, Morten Stig	4
10	Folker, Alexandru	2	9	Hattesen, Hans Henrik	0
11	Vasilica, Neculai	2	10	Gluver, Joergen	2
12	Buligan, Alexandru	0	11	Fenger, Peter Michael	1
13	Oprea, Vasile	0	12	Soerensen, Poul	0
15	Bedivan, Mircea	0	15	Skaarup, Per	0

REFEREES/ARBITRES BRUCHMANN FRG  
SHEFTS FRG

**Men/Finals (3rd And 4rd Place)**  
**Statistics Match 36/Aug.11**

**Hommes/finales (3eme et 4eme place)**  
**Statistiques match 36/11 Aout**

	TOTAL	SAVED	BLOCKED	MISSED	G.POSTS	GOALS	ASSISTS
	ARRETS	CONTRES	RATES	POTEAUX	BUTS	ASSIST.	
ROM							
SHOT ATTEMPTS/LANCERS	46	10	5	6	2	23	5
ATTACKS/ATTAQUES	48					17	
FAST BREAKS/CONTRE-ATTAQUES	5					4	
PENALTY 7-M	3	1		0	0	2	
FREE THROWS/JETS FRANCS	41						
TURN-OVER/PERTES DE BALLE	9						
WARNINGS/AVERTISSEMENTS	3						
SUSPENSIONS 2 MIN.	0						
DISQUALIFICATIONS	0						
EXPULSIONS	0						
PENALTY MINUTES	0						
GOALS/BUTS	23						
DEN							
SHOT ATTEMPTS/LANCERS	43	11	5	6	2	19	4
ATTACKS/ATTAQUES	48						
FAST BREAKS/CONTRE-ATTAQUES	7					5	
PENALTY 7-M	1	0		0	0	1	
FREE THROWS/JETS FRANCS	24						
TURN-OVER/PERTES DE BALLE	13						
WARNINGS/AVERTISSEMENTS	3						
SUSPENSIONS 2 MIN.	1						
DISQUALIFICATIONS	0						
EXPULSIONS	0						
PENALTY MINUTES	2						
GOALS/BUTS	19						

**Men/Finals (1st And 2nd Place)**  
**Results Match 35/Aug.11**

**Hommes/finales (1ere et 2eme place)**  
**Resultats match 35/11 Aout**

NO	NAME	GOALS BUTS	NO	NAME	GOALS BUTS
YUG 18-FRG 17 (8-7, 10-10)					
YUG			FRG		
1	Arnautovic, Zlatan	0	1	Thiel, Andreas	0
2	Rnic, Momir	0	2	Meffle, Arnulf	0
3	Vukovic, Veselin	2	3	Neitzel, Rudiger	0
4	Kalina, Milan	4	4	Schwalb, Martin	0
5	Elezovic, Jovan	3	5	Rauin, Dirk	0
6	Zovko, Zdravko	0	6	Paul, Michael	4
8	Jurina, Pavo	0	8	Happe, Thomas	0
9	Vujovic, Veselin	2	9	Wunderlich, Erhard	3
11	Kuzmanovski, Slobodan	1	10	Springel, Thomas	2
12	Basic, Mirko	0	12	Woller, Klaus	0
14	Radjenovic, Zdravko	0	13	Fraatz, Jochen	7
15	Isakovic, Mile	6	18	Roth, Ulrich	1

REFEREES/ARBITRES SCHAFF NOR  
AHL NOR

**Men/Finals (1st And 2nd Place)**  
**Statistics Match 35/Aug.11**

**Hommes/finales (1ere et 2eme place)**  
**Statistiques match 35/11 Aout**

	TOTAL	SAVED	BLOCKED	MISSED	G.POSTS	GOALS	ASSISTS
	ARRETS	CONTRES	RATES	POTEAUX	BUTS	ASSIST.	
YUG							
SHOT ATTEMPTS/LANCERS	34	9	1	4	2	18	7
ATTACKS/ATTAQUES	37					11	
FAST BREAKS/CONTRE-ATTAQUES	3						
PENALTY 7-M	9	2		1	0	6	
FREE THROWS/JETS FRANCS	37						
TURN-OVER/PERTES DE BALLE	5						
WARNINGS/AVERTISSEMENTS	2						
SUSPENSIONS 2 MIN.	4						
DISQUALIFICATIONS	0						
EXPULSIONS	0						
PENALTY MINUTES	8						
GOALS/BUTS	18						
FRG							
SHOT ATTEMPTS/LANCERS	37	6	8	3	3	17	1
ATTACKS/ATTAQUES	37					14	
FAST BREAKS/CONTRE-ATTAQUES						0	
PENALTY 7-M	3	0		0	0	3	
FREE THROWS/JETS FRANCS	28						
TURN-OVER/PERTES DE BALLE	9						
WARNINGS/AVERTISSEMENTS	3						
SUSPENSIONS 2 MIN.	2						
DISQUALIFICATIONS	0						
EXPULSIONS	0						
PENALTY MINUTES	4						
GOALS/BUTS	17						

# Handball

## Men/Finals (1st And 2nd Place) Match Progress Match 35/Aug.11

TIME TEMPS	EVENT EVENEMENT	RESULT RESULTAT	CTRY PAYS	NAME
YUG-FRG				
30:00	MATCH STARTS/C. D'ENVOI			
27:19	GOAL/BUT	0-1	FRG	Fraatz, Jochen
26:17	PENALTY 7-M	1-1	YUG	Isakovic, Mile
25:30	WARNING/AVERTISSEMENT	1-1	YUG	Kalina, Milan
23:58	WARNING/AVERTISSEMENT	1-1	FRG	Rauin, Dirk
23:32	SUSPENSION 2 MIN.	1-1	YUG	Kalina, Milan
22:29	PENALTY 7-M	2-1	YUG	Isakovic, Mile
21:50	GOAL/BUT	2-2	FRG	Wunderlich, Erhard
19:59	GOAL/BUT	2-3	FRG	Wunderlich, Erhard
18:55	GOAL/BUT	3-3	YUG	Kalina, Milan
17:29	WARNING/AVERTISSEMENT	3-3	FRG	Roth, Ulrich
16:56	PENALTY 7-M	3-3	YUG	Isakovic, Mile
15:45	WARNING/AVERTISSEMENT	3-3	YUG	Vujovic, Veselin
14:27	SUSPENSION 2 MIN.	3-3	YUG	Vukovic, Veselin
13:33	PENALTY 7-M	4-3	YUG	Vujovic, Veselin
11:45	GOAL/BUT	5-3	YUG	Kuzmanovski, Slobodan
9:59	SUSPENSION 2 MIN.	5-3	FRG	Happe, Thomas
9:31	PENALTY 7-M	5-3	YUG	Vujovic, Veselin
8:06	PENALTY 7-M	6-3	YUG	Isakovic, Mile
7:27	GOAL/BUT	6-4	FRG	Springel, Thomas
5:46	GOAL/BUT	6-5	FRG	Fraatz, Jochen
4:29	PENALTY 7-M	7-5	YUG	Isakovic, Mile
3:45	SUSPENSION 2 MIN.	7-5	YUG	Radjenovic, Zdravko
3:15	GOAL/BUT	7-6	FRG	Fraatz, Jochen
2:39	WARNING-TEAM OFFICIAL	7-6		
1:35	GOAL/BUT	7-7	FRG	Fraatz, Jochen
:00	PENALTY 7-M	8-7	YUG	Isakovic, Mile

### RESULTS AT HALF TIME/RESULTATS A LA MI-TEMPS

27:21	PENALTY 7-M	8-8	FRG	Fraatz, Jochen
24:49	SUSPENSION 2 MIN.	8-8	FRG	Roth, Ulrich
24:49	PENALTY 7-M	8-8	YUG	Isakovic, Mile
23:50	GOAL/BUT	9-8	YUG	Vukovic, Veselin
23:13	GOAL/BUT	10-8	YUG	Isakovic, Mile
20:53	PENALTY 7-M	10-9	FRG	Fraatz, Jochen
20:07	GOAL/BUT	11-9	YUG	Kalina, Milan
19:19	SUSPENSION 2 MIN.	11-9	YUG	Kalina, Milan
19:19	GOAL/BUT	11-10	FRG	Roth, Ulrich
18:04	GOAL/BUT	11-11	FRG	Springel, Thomas
17:14	GOAL/BUT	12-11	YUG	Elezovic, Jovan
15:18	GOAL/BUT	12-12	FRG	Paul, Michael
14:08	GOAL/BUT	13-12	YUG	Vujovic, Veselin
12:59	GOAL/BUT	13-13	FRG	Paul, Michael
12:30	GOAL/BUT	14-13	YUG	Elezovic, Jovan
8:06	GOAL/BUT	15-13	YUG	Kalina, Milan
7:21	GOAL/BUT	15-14	FRG	Paul, Michael
6:00	GOAL/BUT	15-15	FRG	Paul, Michael
5:35	GOAL/BUT	16-15	YUG	Elezovic, Jovan
3:55	GOAL/BUT	17-15	YUG	Vukovic, Veselin
2:59	GOAL/BUT	18-15	YUG	Kalina, Milan
1:44	PENALTY 7-M	18-16	FRG	Fraatz, Jochen
:27	GOAL/BUT	18-17	FRG	Wunderlich, Erhard

## Men/Preliminary Pool Group A Team Standing / Aug.08

## Hommes/poule preliminaire groupe a Classement des equipes / 08 Aout

COUNTRY PAYS	PLAYED JOUES	WON GAGNES	LOST PERDUS	TIED NULS	FOR POUR	AGAINST CONTRE	POINTS
1 YUG	5	4	0	1	123	76	9
2 ROM	5	4	1	0	120	91	8
3 ISL	5	3	1	1	102	96	7
4 SUI	5	2	3	0	83	102	4
5 JPN	5	1	4	0	84	117	2
6 ALG	5	0	5	0	75	105	0

### TOURNAMENT PROGRESS/DEROULEMENT DU TOURNOI

	YUG	ROM	SUI	ISL	JPN	ALG
YUG	x	19-18	25-11	22-22	32-15	25-10
ROM	18-19	x	23-17	26-17	28-22	25-16
SUI	11-25	17-23	x	16-23	20-13	19-18
ISL	22-22	17-26	23-16	x	21-17	19-15
JPN	15-32	22-28	13-20	17-21	x	17-16
ALG	10-25	16-25	18-19	15-19	16-17	x

## Men/Preliminary Pool Group B Team Standing / Aug.08

## Hommes/poule preliminaire groupe b Classement des equipes / 08 Aout

COUNTRY PAYS	PLAYED JOUES	WON GAGNES	LOST PERDUS	TIED NULS	FOR POUR	AGAINST CONTRE	POINTS
1 FRG	5	5	0	0	114	95	10
2 DEN	5	4	1	0	115	99	8
3 SWE	5	3	2	0	119	110	6
4 ESP	5	2	3	0	105	106	4
5 USA	5	0	4	1	91	100	1
6 KOR	5	0	4	1	123	157	1

### TOURNAMENT PROGRESS/DEROULEMENT DU TOURNOI

	DEN	FRG	SWE	ESP	KOR	USA
DEN	x	18-20	26-19	21-16	31-28	19-16
FRG	20-18	x	18-17	18-16	37-25	21-19
SWE	19-26	17-18	x	26-25	36-23	21-18
ESP	16-21	16-18	25-26	x	31-25	17-16
KOR	28-31	25-37	23-36	25-31	x	22-22
USA	16-19	19-21	18-21	16-17	22-22	x

# Handball

## Match Summary

## Match Sommaire

Match	Pool	Attendance
1	B SWE 36 KOR 23	Session: 3,350
2	B DEN 21 ESP 16	Session: 3,350
3	A YUG 22 ISL 22	Session: 3,350
4	A SUI 20 JPN 13	Session: 3,702
5	A ROM 25 ALG 16	Session: 3,702
6	B FRG 21 USA 19	Session: 3,702
7	B DEN 31 KOR 28	Session: 3,290
8	B FRG 18 ESP 16	Session: 3,290
9	B SWE 21 USA 18	Session: 3,290
10	A YUG 32 JPN 15	Session: 3,276
11	A ROM 21 ISL 17	Session: 3,276
12	A SUI 19 ALG 18	Session: 3,276
13	A ISL 21 JPN 17	Session: 3,234
14	B FRG 18 SWE 17	Session: 3,234
15	A YUG 25 ALG 10	Session: 3,234
16	B ESP 31 KOR 25	Session: 3,318
17	A ROM 23 SUI 17	Session: 3,318
18	B DEN 19 USA 16	Session: 3,318
19	B FRG 37 KOR 25	Session: 3,304
20	B DEN 26 SWE 19	Session: 3,304
21	B ESP 17 USA 16	Session: 3,204
22	A ROM 28 JPN 22	Session: 3,255
23	A ISL 19 ALG 15	Session: 3,255
24	A YUG 25 SUI 11	Session: 3,255
25	A ISL 23 SUI 16	Session: 3,313
26	A YUG 19 ROM 18	Session: 3,313
27	6 FRG 20 DEN 18	Session: 3,313
28	A JPN 17 ALG 16	Session: 3,266
29	B SWE 26 ESP 25	Session: 3,266
30	B KOB 22 USA 22	Session: 3,288
31	SUI 18 ESP 17	Session: 3,310 7th/8th
32	SWE 26 ISL 24	Session: 3,310 5th/6th
33	USA 24 JPN 16	Session: 3,290 9th/10th
34	KOR 25 ALG 21	Session: 3,290 11th/12th
35	YUG 18 FRG 17	Session: 12,958 Gold
36	ROM 23 DEN 19	Session: 12,958 Bronze

## Men/Tournament Scorer Standing / Aug.11

## Hommes/tournoi Classement des buteurs ,11 Aout

RANK RANG	CTRY PAYS	NAME	GOALS / TOTAL	BUTS 7-M	ASSISTS ASSIST.	MATCHES
1	SWE	Jilsen, Bjorn	50	20	16	6
2	ROM	Stinga, Vasile	47	16	5	6
3	YUG	Isakovic, Mile	39	15	7	6
4	KOR	Kang, Jae-Won	33	10	3	6
5	ISL	Gunnarsson, Sigurdur	32	8	11	6
6	KOR	Kang, Tae-Koo	32	9	5	6
7	ROM	Dumitru, Marian	30	0	4	6
8	YUG	Vujovic, Veselin	28	9	10	6
9	ESP	Alonso, Cecilio	27	3	8	6
10	USA	Lash, Peter Waller	26	10	8	6
11	JPN	Yamamoto, Shinji	26	9	1	6
12	DEN	Rasmussen, Erik Veje	25	8	6	6
13	SUI	Platzer, Norwin	23	0	0	6
14	FRG	Wunderlich, Erhard	22	6	10	6
15	ESP	Puig, Jaime	22	0	6	6
16	KOR	Lee, Sang-Hyo	22	5	7	6
17	USA	Schneeberger, Thomas R.	21	6	0	6
18	YUG	Kalina, Milan	21	0	3	5
19	DEN	Jensen, Klaus Sletting	21	0	2	6
20	ALG	Bendjemil, Abdelkrim	21	10	11	6
21	ISL	Arason, Kristjan	20	6	6	6
22	ISL	Hilmarrsson, Atli	20	0	4	6
23	FRG	Fraatz, Jochen	20	4	0	6
24	SWE	Olofsson, Peter	19	0	3	6
25	SWE	Carlen, Per	19	0	2	6
26	YUG	Vukovic, Veselin	19	0	0	6
27	JPN	Gamo, Seimei	18	3	8	6
28	USA	Djokovich, Robert Ray	18	0	8	6
29	SWE	Sjogren, Sten	18	0	3	5
30	KOR	Park, Byung-Hong	18	0	2	6
31	SUI	Schaer, Max	17	0	6	6
32	SUI	Jehle, Peter	17	2	2	5
33	FRG	Paul, Michael	17	0	1	5
34	USA	Buehning, James Johann	16	0	6	6
35	ROM	Durau, Cornel	16	3	5	6
36	KOR	Choi, Tai-Sub	16	0	3	6
37	USA	Story, Joe B.	16	1	3	6
38	DEN	Roepstorff, Jens Erik	15	0	3	6
39	ESP	Ruiz, Julian	15	0	3	6
40	FRG	Roth, Ulrich	15	0	1	6
41	JPN	Matsui, Koji	15	0	1	6
42	DEN	Christensen, Morten Stig	14	0	4	6
43	FRG	Meffle, Arnulf	14	0	3	6
44	DEN	Hattesen, Hans Henrik	14	4	2	6
45	ESP	Serrano, Eugenio	14	2	0	6
46	ROM	Boros, Iosif	13	0	6	6
47	FRG	Neitzel, Rudiger	13	0	1	5
48	KOR	Lim, Yoyung-Chul	13	0	1	6
49	ALG	Draouci, Alousofiane	13	5	0	4
50	ROW	Voinea, Maricel	12	0	4	5
51	ISL	Gislason, Alfred	12	1	2	6
52	KOR	Ko, Suk-Chang	12	0	0	6
53	ALG	Azeb, Omar	12	0	0	6
54	SUI	Weber, Peter	11	0	5	6
55	JPN	Ikenoue, Takashi	11	1	3	6
56	ALG	Doballah, Mustapha	11	0	3	6
57	USA	Goss, Steven James	11	0	2	6
58	YUG	Radjenovic, Zdravko	10	0	5	6
59	ESP	Uria, Juan Jose	10	6	5	6
60	YUG	Elezovic, Jovan	10	0	5	6





RANK	CTRY	NAME	GOALS / BUTS	ASSISTS	MATCHES	
RANG			TOTAL	7-M ASSIST.		
61	SWE	Augustsson, Danny	10	0	4	5
62	ISL	Gudmundsson, Gudmundur	10	0	1	5
	ISL	Mathiesen, Thorgils	10	0	1	6
64	ESP	Munoz, JuanF.	9	1	4	5
65	FRG	Schwalb, Martin	9	1	3	6
66	SUI	Baetschmann, Juergen	9	0	2	5
	JPN	Takamura, Seiichi	9	0	2	6
68	ISL	Sigurdsson, Jakob	9	0	0	5
69	SUI	Mall, Uwe	9	0	0	6
	DEN	Gluver, Joergen	9	0	0	6
71	DEN	Dahl-Nielsen, Anders	8	0	5	6
72	FRG	Springel, Thomas	8	0	2	5
73	ALG	Belhocine, Djaffar	8	0	1	4
74	ESP	Cabanas, Juan Javier	8	0	1	5
75	ROM	Folker, Alexandru	8	0	1	6
76	ALG	Mekhnache, Mouloud	8	0	0	5
	DEN	Nielsen, Keld	8	1	0	5
78	ESP	Novoa, Juanl.	7	0	5	6
79	ALG	Mohamed Seghir, Zine Eddi	7	3	3	5
80	FRG	Schwenker, Uwe	7	0	2	1
81	DEN	Fenger, Peter Michael	7	0	2	5
82	ISL	Jensson, Thorbjorn	7	0	1	6
	SWE	Lindau, Mats	7	0	1	6
84	ROM	Oprea, Vasile	7	0	0	6
	DEN	Skaarup, Per	7	0	0	6
86	SWE	Ebbinge, Lennarth	6	0	4	3
87	SWE	Bengtsson, Goran	6	0	3	6
88	ALG	Benmaghsoula, Abdesselam	6	0	2	6
89	JPN	Taguchi, Katsutoshi	6	0	1	6
90	YUG	Zovko, Zdravko	5	1	3	6
91	YUG	Jurina, Pavo	5	1	2	6
92	ESP	DeLaPuente, Juan	5	0	1	4
93	SUI	Karrer, Heinz	5	3	1	5
94	JPN	Nishiyama, Kiyoshi	5	0	0	6
	FRG	Rauin, Dirk	5	0	0	6
96	SWE	Magnusson, Christer	4	0	4	6
97	SUI	Delhees, Max	4	1	3	4
98	SUI	Gassmann, Roland	4	2	0	4
	ALG	Ouhib, Azzedine	4	0	0	4
100	JPN	Ikoma, Yasuo	0	4	0	5
101	JPN	Nakamoto, Mitsuaki	0	4	0	6
102	ESP	Lopez, Rafael	2	3	0	5
103	DEN	Stroem, Michael	1	3	0	2
104	SWE	Jilsen, Par	1	3	0	6
105	ALG	Boudrali, Brahim	1	3	0	6
106	DEN	Haurum, Carsten	0	3	0	1
	ROM	Covaciu, Gheorghe	0	3	0	4
	ISL	Gudmundsson, Bjarni	0	3	0	4
	USA	Mc Vein, Joseph Bean	0	3	0	5
	ALG	Mokrani, Rachid	0	3	0	2
	ROM	Vasilca, Neculai	0	3	0	5
112	SWE	Hansson, Lars-Erik	1	2	0	2
113	YUG	Kuzmanovski, Slobodan	1	2	0	6
114	ROM	Berbece, Dumitru	0	2	1	1
115	SUI	Glaser, Martin	0	2	0	4
116	ROM	Bedivan, Mircea	0	2	0	6
	USA	Kirk, Stephen C.	0	2	0	6
118	FRG	Roth, Michael	1	1	0	2
119	SWE	Oberg, Per	1	1	0	3
120	YUG	Strbac, Branko	0	1	0	1
121	JPN	Seki, Kenzo	0	1	0	2
122	JPN	Sasaki, Nobuo	0	1	1	2
	ESP	Reino, Javier	0	1	1	2
124	ESP	Milian, Agustin	0	1	0	3
125	YUG	Rnic, Momir	0	1	0	4
126	USA	Lenard, Michael B.	0	1	0	5
127	KOR	Park, Young-Dae	0	1	0	6
	KOR	Kang, Duck-Boo	0	1	0	6
	ISL	Adalsteinsson, Thorbergur	0	1	0	6
130	ISL	Birgisson, J. Steinar	1	0	0	2
	ISL	Sveinsson, Sigurdur	1	0	0	2
	USA	Morava, Gregory E.	1	0	0	3
	USA	Kessler, William Michael	1	0	0	1
	KOR	Lim, Kyu-Ha	1	0	0	1

