



WTCC

FIA World Touring Car Championship

Rounds 3 & 4
Marrakech, Morocco
30 April – 2 May 2010



Timing and Results by MST Systems Ltd

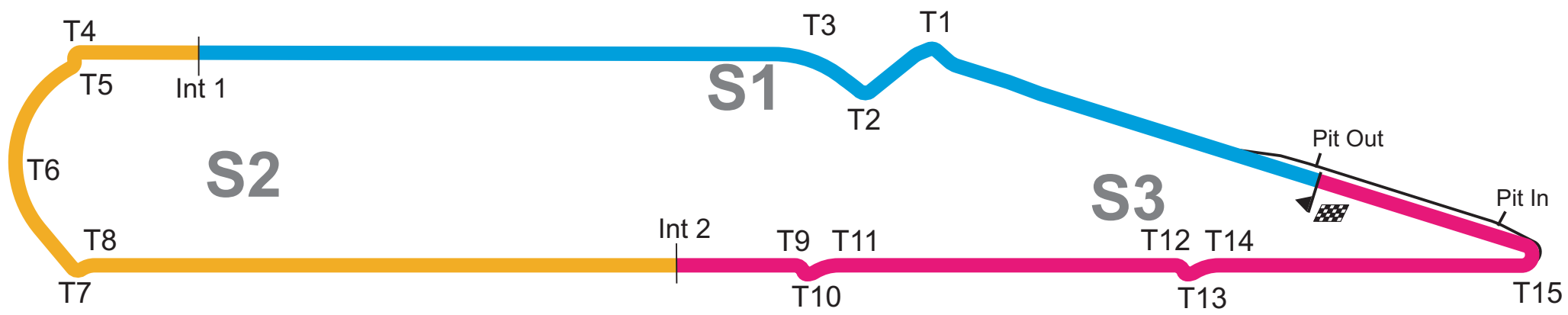
www.fiawtcc.com

www.mstworld.com



Marrakech, Morocco
1 - 2 May 2010

—▲	Start Line
▣	Finish "Line"
	Start Line Offset 0,0 m
	Int 1 = @ 1,618 Km
	Int 2 = @ 3,015 Km
	Circuit Centerline 4,545 Km
	Pit in @ 4,320 Km
	Pit out @ 0,018 Km
	Pit in to Pit out 0,276 Km
	A lap by the Pits 4,581 Km
T = Turn Number	S = Sector



2010 FIA World Touring Car Championship TESTING

POS	NO	CL	DRIVER	NAT	CAR	TIME	LAPS	GAP	KPH
1	5		Norbert MICHELISZ	HUN	SEAT Leon TDI	1:49.347	13		149.63
2	2		Tom CORONEL	NED	SEAT Leon TDI	1:49.446	10	0.099	149.49
3	7		Robert HUFF	GBR	Chevrolet Cruze	1:49.505	12	0.158	149.41
4	10		Augusto FARFUS	BRA	BMW 320si	1:49.525	14	0.178	149.39
5	4		Jordi GENE	ESP	SEAT Leon TDI	1:49.734	10	0.387	149.10
6	6		Yvan MULLER	FRA	Chevrolet Cruze	1:49.885	10	0.538	148.90
7	1		Gabriele TARQUINI	ITA	SEAT Leon TDI	1:49.949	13	0.602	148.81
8	8		Alain MENU	SUI	Chevrolet Cruze	1:50.421	10	1.074	148.17
9	11		Andy PRIAULX	GBR	BMW 320si	1:50.620	14	1.273	147.91
10	18		Fredy BARTH	SUI	SEAT Leon TDI	1:50.770	11	1.423	147.71
11	15	I	Franz ENGSTLER	GER	BMW 320si	1:50.880	11	1.533	147.56
12	3		Tiago MONTEIRO	POR	SEAT Leon TDI	1:51.058	9	1.711	147.32
13	17		Michel NYKJAER	DEN	SEAT Leon TDI	1:51.350	8	2.003	146.94
14	25	I	Sergio HERNANDEZ	ESP	BMW 320si	1:52.078	10	2.731	145.98
15	26	I	Stefano D'ASTE	ITA	BMW 320si	1:52.132	12	2.785	145.91
16	21	I	Mehdi BENNANI	MAR	BMW 320si	1:52.341	15	2.994	145.64
17	20	I	Darryl O'YOUNG	HKG	Chevrolet Lacetti	1:53.972	12	4.625	143.56
18	19	I	Harry VAULKHARD	GBR	Chevrolet Lacetti	1:54.480	8	5.133	142.92
19	31	I	Youssaf EI MARNISSI	MAR	Chevrolet Lacetti	1:56.310	7	6.963	140.67
20	16	I	Andrei ROMANOV	RUS	BMW 320si	1:56.849	14	7.502	140.02
21	30	I	Ismail SBAI	MAR	Chevrolet Lacetti	2:13.611	3	24.264	122.46

Weather/Track: Bright 32c/Dry 41c

Marrakech
Circuit Length = 4.5450 km.
Start: 14:00 End: 14:38

Race Director:	Steward:	Timekeeper:
----------------	----------	-------------

2010 FIA World Touring Car Championship

Testing - Sector Analysis Report

Lap	S1 Time	S1 Spd	S2 Time	S2 Spd	S3 Time	S3 Spd	Lap Time	Pit	Lap	S1 Time	S1 Spd	S2 Time	S2 Spd	S3 Time	S3 Spd	Lap Time	Pit
1 TARQUINI									ITA SEAT Leon TDI								
1	11:03.129	160.1	38.367	177.3	46.078	169.2	12:27.574		8	34.707	223.8	35.383	144.7	8:42.938		9:53.028	Pit
2			1:15.951	163.8			7:48.651	Pit	9	42.539	214.2	34.969	184.9	46.233	171.0	2:03.741	
3	1:13.184	210.7	35.533	182.7	44.556	169.9	2:33.273		10			1:07.625	223.6		172.1	1:49.949	
4	34.920	221.6	34.873	220.8	42.608	169.9	1:52.401		11	34.353	227.2	34.880	216.0	42.575	171.8	1:51.808	
5	34.811	223.8	33.870	221.3	42.303	169.9	1:50.984		12			1:09.994	165.8		171.8	1:52.444	
6	34.678	225.0	33.449	220.8	43.041	171.0	1:51.168		13	36.572	185.1	38.030	149.1	43.618	170.3	1:58.220	
7			1:07.804	221.3		170.3	1:52.166										
2 CORONEL									NED SEAT Leon TDI								
1	11:16.845	218.9	35.030	169.0	45.135	169.2	12:37.010		7	42.810	215.3	34.727	188.1	46.471	171.0	2:04.008	
2	35.557	225.5	34.882	204.9	44.344	170.3	1:54.783		8	35.548	224.4	33.444	222.6	42.599	172.1	1:51.591	
3	34.925	225.5	33.688	225.4	40.833	171.0	1:49.446		9	34.419	227.2	34.571	223.1	44.075	171.4	1:53.065	
4	34.646	227.2	34.185	219.5	42.644	171.0	1:51.475		10	34.613	226.7	36.335	221.3	1:00.823		2:11.771	Pit
5	34.619	226.1	33.691	224.5	42.549	171.8	1:50.859										
6	34.670	225.0	33.696	222.6			20:06.799	Pit									
3 MONTEIRO									POR SEAT Leon TDI								
1	11:05.252	176.4	39.369	169.5	45.983	170.6	12:30.604		6	43.323	180.7	37.106	193.2	44.018	169.2	2:04.447	
2	35.537	191.4	36.034	193.5	43.575	170.3	1:55.146		7	36.311	173.4	37.699	158.3	8:05.201		9:19.211	Pit
3	34.878	220.5	33.816	216.8	44.570	168.1	1:53.264		8	42.926	201.3	35.881	186.8	46.885	170.6	2:05.692	
4	35.004	225.5	33.246	223.6	42.808	169.9	1:51.058		9	34.314	229.5	33.267	207.6	44.259	170.3	1:51.840	
5	34.946	197.8	36.784	153.1	9:26.151		10:37.881	Pit									
4 GENE									ESP SEAT Leon TDI								
1	11:08.114	173.4	39.381	169.5	46.623	170.6	12:34.118		7	34.821	227.8	33.451	221.3	41.846	170.3	1:50.118	
2	35.279	215.3	36.625	197.4	46.248	170.3	1:58.152		8	1:01.415	184.8	40.238	140.4			11:50.140	Pit
3	35.154	224.4	33.891	222.2	42.917	171.4	1:51.962		9	50.544	151.7	40.733	138.2	47.157	172.5	2:18.434	
4	34.473	228.4	38.662	132.5	5:11.086		6:24.221	Pit	10	34.386	227.8	33.193	221.7	42.155	172.5	1:49.734	
5	51.086	161.0	36.961	151.8	46.319	171.0	2:14.366										
6	34.650	227.2	33.493	220.4	45.664	165.6	1:53.807										
5 MICHELISZ									HUN SEAT Leon TDI								
1	11:11.311	184.0	38.556	178.5	47.444	169.5	12:37.311		8	34.689	223.3	33.636	220.4	41.839	170.6	1:50.164	
2	38.864	189.0	35.870	189.1	46.587	169.2	2:01.321		9	35.850	217.9	35.183	161.6	9:59.342		11:10.375	Pit
3	34.965	226.1	33.714	220.8	54.945	171.8	2:03.624		10	1:15.677	144.2	42.954	194.2	46.612	171.0	2:45.243	
4	34.600	226.1	33.346	219.5	42.494	170.3	1:50.440		11	34.535	225.0	33.098	222.2	41.714	170.6	1:49.347	
5	35.034	223.8	35.702	140.2	3:40.790		4:51.526	Pit	12	34.634	226.1	35.004	182.4	42.614	171.4	1:52.252	
6	43.225	224.4	33.677	216.8	42.882	169.5	1:59.784		13	34.803	225.5	35.285	181.2	45.304	171.0	1:55.392	
7	35.184	223.3	33.441	222.2	42.506	168.5	1:51.131										



Weather/Track: Bright 32c/Dry 41c

Circuit Length - 4.545 kilometres
Marrakech

2010 FIA World Touring Car Championship Testing - Sector Analysis Report

Lap S1 Time S1 Spd S2 Time S2 Spd S3 Time S3 Spd Lap Time Pit Lap S1 Time S1 Spd S2 Time S2 Spd S3 Time S3 Spd Lap Time Pit

6 MULLER				FRA				Chevrolet Cruze								
1						166.7	12:24.922	7	35.178	218.4	34.474	156.0		11:50.134	Pit	
2			1:10.618	217.3		166.3	1:53.803	8	51.183	164.5	38.823	164.8	46.649	168.1	2:16.655	
3	35.313	217.9	33.655	218.6	42.777	166.3	1:51.745	9	34.715	220.5	33.075	218.6	42.095	168.1	1:49.885	
4	36.177	179.6	37.595	170.3	7:10.885		8:24.657	Pit	10	34.826	221.1	36.633	154.9	45.987	168.5	1:57.446
5	58.811	218.4	34.046	214.7	44.540	167.4	2:17.397									
6	34.938	220.5	33.480	218.6	42.848	167.7	1:51.266									

7 HUFF				GBR				Chevrolet Cruze								
1	11:02.549	152.2	38.193	184.9	46.015	166.0	12:26.757	8	43.860	215.8	35.461	188.1	45.698	167.7	2:05.019	
2	36.381	214.7	34.267	218.6	43.070	167.4	1:53.718	9	34.866	218.9	33.141	217.3	41.498	168.8	1:49.505	
3	35.575	216.8	34.738	217.3	42.692	167.0	1:53.005	10	34.794	219.5	35.485	216.8	42.249	168.8	1:52.528	
4	37.432	195.2	39.903	151.8	6:46.913		8:04.248	Pit	11	34.756	220.0	34.816	216.4	42.609	168.5	1:52.181
5	47.070	207.8	36.066	185.5	45.189	167.7	2:08.325	12	34.795	220.5	36.386	142.8	45.222	167.7	1:56.403	
6	35.214	217.3	33.463	217.3	42.100	167.7	1:50.777									
7	34.879	217.9	35.518	162.4			11:49.894	Pit								

8 MENU				SUI				Chevrolet Cruze								
1	11:03.692	163.0	39.238	153.4	47.275	167.0	12:30.205	7	35.173	218.9	33.104	218.6	42.144	168.5	1:50.421	
2	35.353	216.3	35.630	216.8	43.775	167.4	1:54.758	8	34.842	221.1	33.660	214.7			12:50.196	Pit
3	35.343	217.9	33.619	219.9	42.777	167.4	1:51.739	9	43.482	204.5	38.523	161.9	46.494	168.5	2:08.499	
4	35.160	219.5	33.366	218.6	42.454	167.7	1:50.980	10	35.027	218.4	37.350	152.7	1:08.046	168.5	2:20.423	
5	36.598	212.7	34.922	191.8	5:34.823		6:46.343	Pit								
6	50.697	205.9	36.198	189.1	46.707	167.0	2:13.602									

10 FARFUS				BRA				BMW 320si								
1	11:15.216	200.0	37.220	120.0	52.997	163.9	12:45.433	9	42.480	187.8	35.683	216.0	42.419	165.3	2:00.582	
2	35.519	216.3	35.487	193.8	44.758	163.6	1:55.764	10	34.980	221.1	34.678	216.0	8:53.141		10:02.799	Pit
3	35.349	221.1	34.249	217.3	43.873	161.3	1:53.471	11	1:07.836	221.1	38.189	163.1	47.591	166.0	2:33.616	
4	35.554	221.6	33.870	218.6	43.064	164.3	1:52.488	12	34.971	220.5	33.157	218.6	41.397	166.3	1:49.525	
5	35.033	221.6	33.933	199.6	48.322	165.0	1:57.288	13	34.762	221.6	34.077	217.3	2:01.787		3:10.626	Pit
6	35.283	220.0	33.447	218.6	41.775	165.3	1:50.505	14	42.357	208.8	36.899	170.6	44.164	165.0	2:03.420	
7	36.456	220.5	33.422	217.7	42.542	164.6	1:52.420									
8	35.172	220.0	33.405	217.3	3:03.774		4:12.351	Pit								

11 PRIAULX				GBR				BMW 320si								
1						165.6	12:32.880	9	40.276	219.5	33.601	216.4	42.785	166.0	1:56.662	
2			1:12.123	205.7		165.6	1:55.619	10	34.887	220.0	35.072	212.5			11:59.213	Pit
3	35.260	220.5	34.387	219.0	44.278	164.3	1:53.925	11	40.399	218.4	34.037	213.8	42.849	165.6	1:57.285	
4	35.115	221.6	34.575	209.7	43.795	165.0	1:53.485	12	34.820	220.5	33.980	215.1	41.820	166.3	1:50.620	
5	35.187	221.1	34.110	218.1	42.960	165.3	1:52.257	13	34.694	220.5	36.653	214.2	42.798	166.0	1:54.145	
6	35.229	219.5	33.463	217.3	42.717	164.6	1:51.409	14	34.723	221.1	37.655	137.2	43.911	165.0	1:56.289	
7	35.157	220.0	33.590	216.8	42.833	165.0	1:51.580									
8	35.178	220.5	33.677	218.1	2:58.007		4:06.862	Pit								



Weather/Track: Bright 32c/Dry 41c

Circuit Length - 4.545 kilometres
Marrakech

2010 FIA World Touring Car Championship Testing - Sector Analysis Report

Lap	S1 Time	S1 Spd	S2 Time	S2 Spd	S3 Time	S3 Spd	Lap Time	Pit	Lap	S1 Time	S1 Spd	S2 Time	S2 Spd	S3 Time	S3 Spd	Lap Time	Pit
15 ENGSTLER GER BMW 320si I																	
1			11:56.096	167.7		164.3	12:42.950		7			1:09.088	218.6		163.2	1:51.814	
2	36.376	185.1	39.895	166.9	46.067	162.9	2:02.338		8			1:09.227	218.1		164.6	1:51.239	
3			1:10.743	193.5		163.2	1:55.549		9			1:09.617	213.8			14:02.341	Pit
4	36.061	195.2	34.492	205.7	43.242	164.6	1:53.795		10			1:28.077	177.0		164.6	2:16.495	
5	35.283	218.4	33.922	185.5	43.109	165.0	1:52.314		11			1:09.123	218.1		166.0	1:50.880	
6			1:09.134	219.5		165.3	1:51.485										
16 ROMANOV RUS BMW 320si I																	
1	11:20.205	168.2	39.229	153.1	48.168	161.9	12:47.602		9	36.519	214.7	42.504	198.1	9:30.574		10:49.597	Pit
2	37.732	212.7	36.653	166.4	46.099	161.3	2:00.484		10	42.970	208.8	35.244	208.8	45.047	163.2	2:03.261	
3	37.764	203.1	36.523	191.8	45.171	162.2	1:59.458		11	36.424	216.8	36.988	194.9	44.505	163.9	1:57.917	
4	37.177	196.0	36.098	201.8	45.601	162.6	1:58.876		12	36.400	209.7	37.697	208.8	45.772	163.6	1:59.869	
5	37.269	200.0	36.183	199.6	45.485	161.9	1:58.937		13	37.860	216.8	37.208	192.5	45.821	163.2	2:00.889	
6	36.933	208.3	36.277	198.8	3:40.734		4:53.944	Pit	14	36.246	206.8	36.889	197.0	44.707	163.2	1:57.842	
7	44.262	209.7	36.180	201.1	44.964	161.6	2:05.406										
8	36.903	210.2	35.144	210.1	44.802	162.9	1:56.849										
17 NYKJAER DEN SEAT Leon TDI																	
1	11:09.344	183.2	38.786	165.3	46.643	169.5	12:34.773		6	42.455	203.1	35.389	191.1	47.241	169.9	2:05.085	
2	36.138	215.3	35.611	187.5	46.279	168.8	1:58.028		7	34.696	223.3	33.663	209.7	42.991	171.0	1:51.350	
3	35.023	207.3	34.173	217.7	43.328	167.7	1:52.524		8	34.653	223.8	35.924	155.6	44.936	169.5	1:55.513	
4	38.380	196.9	40.002	119.3			12:24.444	Pit									
5	43.649	200.8	36.010	190.4			11:23.386	Pit									
18 BARTH SUI SEAT Leon TDI																	
1	11:08.910	193.1	37.312	189.1	44.948	168.5	12:31.170		7	41.649	202.7	35.643	195.6	47.383	171.0	2:04.675	
2	35.910	203.1	35.434	190.1	43.943	170.3	1:55.287		8	34.796	230.7	33.129	214.2	42.845	171.4	1:50.770	
3	35.071	225.5	33.857	220.4	43.952	170.6	1:52.880		9	34.827	229.5	37.363	152.3	44.191	172.1	1:56.381	
4	35.165	225.5	38.550	169.0	44.202	170.3	1:57.917		10	34.943	225.0	34.064	221.3	42.449	171.4	1:51.456	
5	35.573	223.8	33.900	219.5	43.426	168.8	1:52.899		11	36.771	166.3	36.393	164.6	46.431	169.5	1:59.595	
6	35.587	218.9	33.632	213.0			20:04.262	Pit									
19 VAULKHARD GBR Chevrolet Lacetti I																	
1	13:07.337	165.7	42.139	181.2	49.259	158.4	14:38.735		6	35.914	220.0	34.612	215.5	44.478	166.3	1:55.004	
2	38.658	196.5	36.352	200.7	3:26.342		4:41.352	Pit	7	35.856	220.5	34.324	216.8	44.307	165.6	1:54.487	
3	45.114	188.2	37.199	210.1	46.603	164.6	2:08.916		8	36.113	220.5	34.215	214.7	44.152	166.0	1:54.480	
4	37.080	214.2	35.329	216.8	46.310	163.6	1:58.719										
5	36.629	218.4	34.904	216.0	46.126	166.3	1:57.659										



Weather/Track: Bright 32c/Dry 41c

Circuit Length - 4.545 kilometres
Marrakech

2010 FIA World Touring Car Championship Testing - Sector Analysis Report

Lap	S1 Time	S1 Spd	S2 Time	S2 Spd	S3 Time	S3 Spd	Lap Time	Pit	Lap	S1 Time	S1 Spd	S2 Time	S2 Spd	S3 Time	S3 Spd	Lap Time	Pit
20 O'YOUNG									HKG Chevrolet Lacetti								
1	11:34.192	180.7	41.309	156.0	50.466	163.9	13:05.967		8	48.613	184.0	38.988	171.9	48.811	166.3	2:16.412	
2	38.417	195.2	36.787	198.5	46.659	164.6	2:01.863		9	35.616	216.8	34.299	216.8	44.057	166.3	1:53.972	
3	36.900	213.7	35.844	206.5	46.144	166.0	1:58.888		10	35.400	220.0	34.961	185.8	45.131	167.4	1:55.492	
4	36.215	218.4	34.943	211.3	45.056	166.0	1:56.214		11	35.228	217.9	36.193	214.7	43.142	166.7	1:54.563	
5	35.693	217.3	34.340	215.1	44.319	166.7	1:54.352		12	35.267	221.1	35.591	161.4	45.378	166.3	1:56.236	
6	35.768	218.4	34.066	219.0	44.505	166.7	1:54.339										
7	36.270	181.8	40.754	166.9			17:13.513	Pit									
21 BENNANI									MAR BMW 320si								
1	11:10.210	183.6	38.388	163.8	47.098	163.9	12:35.696		9	35.859	217.9	33.981	217.7	43.334	163.9	1:53.174	
2	36.157	217.3	35.860	203.3	45.944	163.9	1:57.961		10	35.719	218.4	36.406	177.9	8:16.105		9:28.230	Pit
3	35.798	219.5	34.944	216.4	44.847	162.9	1:55.589		11	44.000	215.3	35.423	193.2	48.173	165.0	2:07.596	
4	36.994	197.3	34.881	208.4	44.787	162.2	1:56.662		12	35.313	218.4	33.638	218.6	43.390	164.3	1:52.341	
5	35.849	220.0	34.190	204.9	44.342	163.9	1:54.381		13	35.250	218.9	35.162	216.0	43.276	164.6	1:53.688	
6	35.667	219.5	33.888	219.0	43.796	163.6	1:53.351		14	35.319	218.9	35.841	215.5	43.202	163.6	1:54.362	
7	1:00.128	216.3	34.737	215.5	2:54.121		4:28.986	Pit	15	35.531	217.9	34.286	208.0	43.292	164.3	1:53.109	
8	45.125	179.6	34.930	213.8	43.949	163.6	2:04.004										
25 HERNANDEZ									ESP BMW 320si								
1	11:12.907	179.2	38.215	154.2	47.068	163.6	12:38.190		7	41.204	218.9	34.488	208.4	44.235	165.0	1:59.927	
2	37.409	207.8	35.092	184.9	44.653	164.3	1:57.154		8	35.589	222.2	34.189	215.1	42.300	165.0	1:52.078	
3	36.004	218.9	34.420	204.9	1:12.514	156.2	2:22.938		9	35.587	221.1	35.728	168.7	45.979	164.6	1:57.294	
4	36.695	214.7	35.000	205.7			12:00.611	Pit	10	35.653	218.4	37.311	212.1	43.530	164.3	1:56.494	
5	44.644	214.2	36.772	197.0	44.527	163.6	2:05.943										
6	37.732	192.7	39.521	140.9	7:58.896		9:16.149	Pit									
26 D'ASTE									ITA BMW 320si								
1	11:12.511	189.8	38.068	166.4	47.020	163.6	12:37.599		8	44.185	215.3	34.976	200.3	44.773	161.6	2:03.934	
2	37.731	217.3	34.762	194.9	44.158	162.6	1:56.651		9	37.621	196.5	39.510	146.9	8:18.098		9:35.229	Pit
3	35.891	219.5	35.308	213.0	44.095	162.9	1:55.294		10	46.197	163.6	39.714	144.1	47.327	162.6	2:13.238	
4	36.218	216.8	34.509	206.1	43.830	161.6	1:54.557		11	35.715	215.3	33.460	211.3	42.957	163.6	1:52.132	
5	35.975	214.2	33.929	212.5	44.091	161.6	1:53.995		12	35.999	200.8	35.910	212.1	42.736	163.2	1:54.645	
6	35.918	215.3	33.697	210.9	42.941	162.2	1:52.556										
7	36.177	214.7	34.680	206.5	5:38.872		6:49.729	Pit									
30 SBAI									MAR Chevrolet Lacetti								
1	13:02.713	162.1	47.109	108.1	8:43.593		22:33.415	Pit	3	37.339	206.4	35.953	201.4	1:00.319	92.3	2:13.611	
2	51.473	189.8	40.913	190.4	48.335	154.6	2:20.721										
31 MARNISSI									MAR Chevrolet Lacetti								
1	13:17.967	161.0	38.789	160.4	6:37.296		20:34.052	Pit	5	36.003	215.8	35.349	200.7	45.154	162.9	1:56.506	
2	52.836	204.0	38.207	181.2	46.219	161.3	2:17.262		6	3:18.013	111.9	1:01.030	108.7	7:51.043		12:10.086	Pit
3	37.039	193.1	37.748	186.2	44.891	164.3	1:59.678		7	45.882	206.8	36.204	210.5	46.567	165.0	2:08.653	
4	36.222	217.3	35.621	209.7	44.467	163.9	1:56.310										



Weather/Track: Bright 32c/Dry 41c

Circuit Length - 4.545 kilometres
Marrakech

2010 FIA World Touring Car Championship Testing - Best Sector Speeds Report

SECTOR 1				SECTOR 2				SECTOR 3				
POS	NO	NAME	SPEED	LAP	NO	NAME	SPEED	LAP	NO	NAME	SPEED	LAP
1	18	BARTH	230.7	8	2	CORONEL	225.4	3	4	GENE	172.5	9
2	3	MONTEIRO	229.5	9	1	TARQUINI	223.6	10	1	TARQUINI	172.1	10
3	4	GENE	228.4	4	3	MONTEIRO	223.6	4	2	CORONEL	172.1	8
4	1	TARQUINI	227.2	11	4	GENE	222.2	3	18	BARTH	172.1	9
5	2	CORONEL	227.2	4	5	MICHELISZ	222.2	7	5	MICHELISZ	171.8	3
6	5	MICHELISZ	226.1	3	18	BARTH	221.3	10	17	NYKJAER	171.0	7
7	17	NYKJAER	223.8	8	8	MENU	219.9	3	3	MONTEIRO	170.6	1
8	25	HERNANDEZ	222.2	8	15	ENGSTLER	219.5	6	7	HUFF	168.8	9
9	10	FARFUS	221.6	4	11	PRIAULX	219.0	3	6	MULLER	168.5	10
10	11	PRIAULX	221.6	4	20	O'YOUNG	219.0	6	8	MENU	168.5	7
11	6	MULLER	221.1	10	21	BENNANI	219.0	6	20	O'YOUNG	167.4	10
12	8	MENU	221.1	8	6	MULLER	218.6	3	10	FARFUS	166.3	12
13	20	O'YOUNG	221.1	12	7	HUFF	218.6	2	11	PRIAULX	166.3	12
14	7	HUFF	220.5	12	10	FARFUS	218.6	4	19	VAULKHARD	166.3	5
15	19	VAULKHARD	220.5	7	17	NYKJAER	217.7	3	15	ENGSTLER	166.0	11
16	21	BENNANI	220.0	5	19	VAULKHARD	216.8	4	21	BENNANI	165.0	11
17	26	D'ASTE	219.5	3	25	HERNANDEZ	215.1	8	25	HERNANDEZ	165.0	7
18	15	ENGSTLER	218.4	5	26	D'ASTE	213.0	3	31	MARNISSI	165.0	7
19	31	MARNISSI	217.3	4	31	MARNISSI	210.5	7	16	ROMANOV	163.9	11
20	16	ROMANOV	216.8	11	16	ROMANOV	210.1	8	26	D'ASTE	163.6	1
21	30	SBAI	206.4	3	30	SBAI	201.4	3	30	SBAI	154.6	2



Weather/Track: Bright 32c/Dry 41c

Circuit Length - 4.545 kilometres
Marrakech

2010 FIA World Touring Car Championship Testing - Best Sector Times Report

POS	SECTOR 1			SECTOR 2			SECTOR 3			IDEAL/BEST LAP COMPARISON					
	NO	TIME	LAP	NO	TIME	LAP	NO	TIME	LAP	NO	NAME	IDEAL	BEST	LAP	DIFF
1	3	34.314	9	6	33.075	9	2	40.833	3	2	CORONEL	1:48.696	1:49.446	3	+ 0.750
2	1	34.353	11	5	33.098	11	10	41.397	12	10	FARFUS	1:49.316	1:49.525	12	+ 0.209
3	4	34.386	10	8	33.104	7	7	41.498	9	5	MICHELISZ	1:49.347	1:49.347	11	+ 0.000
4	2	34.419	9	18	33.129	8	5	41.714	11	7	HUFF	1:49.395	1:49.505	9	+ 0.110
5	5	34.535	11	7	33.141	9	11	41.820	12	4	GENE	1:49.425	1:49.734	10	+ 0.309
6	17	34.653	8	10	33.157	12	4	41.846	7	6	MULLER	1:49.885	1:49.885	9	+ 0.000
7	11	34.694	13	4	33.193	10	6	42.095	9	11	PRIaulx	1:49.977	1:50.620	12	+ 0.643
8	6	34.715	9	3	33.246	4	8	42.144	7	8	MENU	1:50.090	1:50.421	7	+ 0.331
9	7	34.756	11	2	33.444	8	25	42.300	8	1	TARQUINI	1:50.105	1:49.949	10	+ 0.156
10	10	34.762	13	1	33.449	6	1	42.303	5	3	MONTEIRO	1:50.368	1:51.058	4	+ 0.690
11	18	34.796	8	26	33.460	11	18	42.449	10	18	BARTH	1:50.374	1:50.770	8	+ 0.396
12	8	34.842	8	11	33.463	6	26	42.736	12	17	NYKJAER	1:51.307	1:51.350	7	+ 0.043
13	20	35.228	11	21	33.638	12	3	42.808	4	26	D'ASTE	1:51.911	1:52.132	11	+ 0.221
14	21	35.250	13	17	33.663	7	17	42.991	7	25	HERNANDEZ	1:52.076	1:52.078	8	+ 0.002
15	15	35.283	5	15	33.922	5	15	43.109	5	21	BENNANI	1:52.090	1:52.341	12	+ 0.251
16	25	35.587	9	20	34.066	6	20	43.142	11	15	ENGSTLER	1:52.314	1:50.880	11	+ 1.434
17	26	35.715	11	25	34.189	8	21	43.202	14	20	O'YOUNG	1:52.436	1:53.972	9	+ 1.536
18	19	35.856	7	19	34.215	8	19	44.152	8	19	VAULKHARD	1:54.223	1:54.480	8	+ 0.257
19	31	36.003	5	16	35.144	8	31	44.467	4	31	MARNISSI	1:55.819	1:56.310	4	+ 0.491
20	16	36.246	14	31	35.349	5	16	44.505	11	16	ROMANOV	1:55.895	1:56.849	8	+ 0.954
21	30	37.339	3	30	35.953	3	30	48.335	2	30	SBAI	2:01.627	2:13.611	3	+ 11.98

'Perfect Lap' - 1:48.222



Weather/Track: Bright 32c/Dry 41c

Circuit Length - 4.545 kilometres
Marrakech

2010 FIA World Touring Car Championship FREE PRACTICE 1

POS	NO	CL	DRIVER	NAT	CAR	TIME	LAPS	GAP	KPH
1	1		Gabriele TARQUINI	ITA	SEAT Leon TDI	1:46.975	13		152.95
2	11		Andy PRIAULX	GBR	BMW 320si	1:47.589	12	0.614	152.07
3	3		Tiago MONTEIRO	POR	SEAT Leon TDI	1:47.663	13	0.688	151.97
4	10		Augusto FARFUS	BRA	BMW 320si	1:47.886	13	0.911	151.66
5	8		Alain MENU	SUI	Chevrolet Cruze	1:47.894	10	0.919	151.64
6	2		Tom CORONEL	NED	SEAT Leon TDI	1:47.991	13	1.016	151.51
7	15	I	Franz ENGSTLER	GER	BMW 320si	1:48.034	12	1.059	151.45
8	5		Norbert MICHELISZ	HUN	SEAT Leon TDI	1:48.055	7	1.080	151.42
9	4		Jordi GENE	ESP	SEAT Leon TDI	1:48.070	11	1.095	151.40
10	7		Robert HUFF	GBR	Chevrolet Cruze	1:48.073	10	1.098	151.39
11	17		Michel NYKJAER	DEN	SEAT Leon TDI	1:48.321	10	1.346	151.05
12	18		Fredy BARTH	SUI	SEAT Leon TDI	1:48.958	11	1.983	150.16
13	6		Yvan MULLER	FRA	Chevrolet Cruze	1:49.013	8	2.038	150.09
14	26	I	Stefano D'ASTE	ITA	BMW 320si	1:49.579	11	2.604	149.31
15	25	I	Sergio HERNANDEZ	ESP	BMW 320si	1:50.373	7	3.398	148.24
16	19	I	Harry VAULKHARD	GBR	Chevrolet Lacetti	1:50.804	11	3.829	147.66
17	16	I	Andrei ROMANOV	RUS	BMW 320si	1:52.504	14	5.529	145.43
18	30	I	Ismail SBAI	MAR	Chevrolet Lacetti	1:53.115	11	6.140	144.64
19	20	I	Darryl O'YOUNG	HKG	Chevrolet Lacetti	2:08.690	3	21.715	127.14
20	21	I	Mehdi BENNANI	MAR	BMW 320si	12:39.338	1	10:52.363	21.54

For Media Information Purposes - No Regulatory Value.
Weather/Track: Cloudy 19c/Dry 25c

Marrakech
Circuit Length = 4.5450 km.
Start: 09:00 End: 09:30

Race Director:	Steward:	Timekeeper:
----------------	----------	-------------

2010 FIA World Touring Car Championship

Free Practice 1 - Sector Analysis Report

Lap S1 Time S1 Spd S2 Time S2 Spd S3 Time S3 Spd Lap Time Pit Lap S1 Time S1 Spd S2 Time S2 Spd S3 Time S3 Spd Lap Time Pit

1 TARQUINI				ITA				SEAT Leon TDI							
1	11:00.669	171.4	43.165	132.3	47.158	171.0	12:30.992	8	34.013	228.4	32.428	223.1	40.902	170.3	1:47.343
2	35.036	225.5	43.789	221.7	44.158	170.3	2:02.983	9	34.883	185.9	34.736	202.6	5:27.879		6:37.498 Pit
3	35.104	166.0	36.425	221.7	43.321	171.0	1:54.850	10	48.790	116.4	53.117	145.1	45.960	171.4	2:27.867
4	34.240	225.5	32.972	224.0	41.238	171.8	1:48.450	11	34.085	225.5	32.309	222.2	42.025	171.0	1:48.419
5	34.229	227.8	32.536	224.0	41.972	168.8	1:48.737	12	34.123		32.311	222.2	40.541	171.4	1:46.975
6	39.594	174.0	38.604	164.8	43.682	171.4	2:01.880	13	34.132		34.609	177.0	43.855	171.4	1:52.596
7	34.228	226.7	32.554	223.6	40.664	172.1	1:47.446								

2 CORONEL				NED				SEAT Leon TDI							
1	11:02.139	177.5	43.553	144.7	48.497	171.0	12:34.189	8	41.429	208.3	36.320	168.2	42.048	172.5	1:59.797
2	34.697	227.8	33.524	223.1	42.344	171.4	1:50.565	9	34.127	227.8	32.728	222.6	41.346	172.5	1:48.201
3	34.385	222.2	34.706	211.7	46.253	171.0	1:55.344	10	34.130	225.5	33.760	220.8	42.900	172.5	1:50.790
4	34.620	193.1	34.449	207.6	45.668	170.6	1:54.737	11	34.352	225.5	36.722	220.4	41.634	172.5	1:52.708
5	34.217	226.7	33.091	222.6	41.619	171.4	1:48.927	12	34.179	227.2	1:10.590	220.8	41.620	172.5	2:26.389
6	34.236	225.5	33.039	220.8	41.588	171.8	1:48.863	13	34.201	225.0	32.810	221.3	40.980	172.5	1:47.991
7	34.383	226.1	35.931	220.8	6:45.157		7:55.471 Pit								

3 MONTEIRO				POR				SEAT Leon TDI							
1	11:01.702	172.4	43.029	142.4	48.011	170.6	12:32.742	8	34.319	226.1	32.913	221.3	43.625	169.9	1:50.857
2	34.765	228.4	33.473	219.5	42.646	169.5	1:50.884	9	34.242	226.1	33.377	222.2	41.637	171.0	1:49.256
3	34.599	209.7	34.873	191.1	44.528	169.5	1:54.000	10	34.223	226.1	32.671	222.2	41.289	169.9	1:48.183
4	34.934	177.5	35.898	220.4	44.862	169.5	1:55.694	11	34.144	226.7	32.466	222.6	41.217	170.6	1:47.827
5	34.336	226.1	33.152	221.3	41.606	169.5	1:49.094	12	34.115	225.5	32.622	222.6	40.926	170.3	1:47.663
6	36.106	196.9	33.752	220.4	5:02.954		6:12.812 Pit	13	34.473	191.8	35.138	200.0	44.547	172.5	1:54.158
7	51.872	179.2	36.519	185.5	43.841	170.6	2:12.232								

4 GENE				ESP				SEAT Leon TDI							
1	11:02.645	172.4	43.867	127.6	49.435	172.1	12:35.947	7	34.389	225.5	32.977	221.7	41.216	172.1	1:48.582
2	34.822	227.8	34.265	219.5	42.255	172.1	1:51.342	8	37.144	161.5	37.847	148.1	3:56.126		5:11.117 Pit
3	35.044	167.2	34.993	213.8	45.930	172.1	1:55.967	9	44.882	157.6	45.370	149.1	45.717	172.1	2:15.969
4	34.972	166.9	35.286	221.7	4:03.368		5:13.626 Pit	10	34.250	227.2	32.686	223.6	41.394	172.5	1:48.330
5	44.802	181.4	35.488	203.3	43.231	172.5	2:03.521	11	34.096		32.779	222.2	41.195	172.9	1:48.070
6	34.372	225.5	33.329	220.8	41.717	171.0	1:49.418								

5 MICHELISZ				HUN				SEAT Leon TDI							
1	15:31.009	211.7	35.740	203.7	43.429	170.6	16:50.178	5	34.242	225.5	32.929	221.7	41.049	171.8	1:48.220
2	34.803	211.7	33.474	219.9	41.729	172.1	1:50.006	6	34.371	225.0	32.808	222.6	40.912	171.8	1:48.091
3	34.721	225.5	36.650	222.6	41.484	172.9	1:52.855	7	34.233	225.5	32.824	221.7	40.998	171.4	1:48.055
4	34.314	228.4	33.613	221.7	40.999	172.5	1:48.926								



Weather/Track: Cloudy 19c/Dry 25c

Circuit Length - 4.545 kilometres
Marrakech

2010 FIA World Touring Car Championship

Free Practice 1 - Sector Analysis Report

Lap	S1 Time	S1 Spd	S2 Time	S2 Spd	S3 Time	S3 Spd	Lap Time	Pit	Lap	S1 Time	S1 Spd	S2 Time	S2 Spd	S3 Time	S3 Spd	Lap Time	Pit
6 MULLER FRA Chevrolet Cruze																	
1	10:58.701	162.1	41.386	171.1	47.505	167.0	12:27.592		6	34.704	222.2	32.907	219.0	41.402	168.8	1:49.013	
2	35.206	220.5	33.304	216.4	42.296	167.4	1:50.806		7	34.515	210.2	35.513	171.7	8:30.136		9:40.164	Pit
3	35.480	197.8	36.497	180.6	7:23.726		8:35.703	Pit	8	43.573	213.2	33.968	200.0	43.904	169.2	2:01.445	
4	43.850	204.5	35.019	189.1	45.459	168.5	2:04.328										
5	34.859	223.3	33.018	218.1	41.509	168.1	1:49.386										
7 HUFF GBR Chevrolet Cruze																	
1	10:59.210	169.1	42.070	154.9	48.166	167.4	12:29.446		7	34.456	223.8	33.410	216.8	5:00.377		6:08.243	Pit
2	35.167	220.0	33.342	216.8	41.769	167.7	1:50.278		8	48.633	168.2	36.763	153.6	45.725	168.5	2:11.121	
3	34.827	198.2	36.754	162.8	7:09.917		8:21.498	Pit	9	34.579	221.6	32.928	217.7	40.893	168.8	1:48.400	
4	55.396	202.7	35.230	181.8	44.742	168.1	2:15.368		10	34.512	222.7	32.675	219.5	40.886	169.5	1:48.073	
5	34.773	221.6	33.082	216.4	41.044	167.7	1:48.899										
6	34.698	221.1	32.704	217.3	40.861	168.5	1:48.263										
8 MENU SUI Chevrolet Cruze																	
1	10:59.654	166.9	38.372	205.3	3:24.292		15:02.318	Pit	7	34.687	225.0	32.686	219.0	41.003	168.1	1:48.376	
2	44.517	155.7	36.050	215.5	43.488	167.7	2:04.055		8	34.612	222.2	32.509	218.1	40.773	168.1	1:47.894	
3	35.007	221.6	32.996	218.1	41.856	167.7	1:49.859		9	36.322	201.3	35.679	210.9	3:41.511		4:53.512	Pit
4	34.716	223.3	32.750	219.0	41.238	168.5	1:48.704		10	43.116		34.450	219.0	42.887	169.9	2:00.453	
5	35.892	208.3	35.721	179.4	5:53.361		7:04.974	Pit									
6	44.392	203.1	36.189	194.5	47.642	168.5	2:08.223										
10 FARFUS BRA BMW 320si																	
1	11:57.706	217.3	34.927	212.5	42.217	166.3	13:14.850		8	34.575	220.5	33.168	219.5	40.629	166.7	1:48.372	
2	35.222	187.5	34.811	216.0	41.303	165.6	1:51.336		9	34.653	221.6	32.903	218.1	3:23.956		4:31.512	Pit
3	35.094	175.7	34.246	218.1	40.785	166.3	1:50.125		10	41.017	206.4	34.619	183.3	42.759	167.7	1:58.395	
4	34.574	220.5	33.188	218.1	42.383	166.3	1:50.145		11	34.449		32.834	219.0	40.603	167.7	1:47.886	
5	34.609	220.5	32.947	220.8	40.719	166.7	1:48.275		12	34.736		33.682	220.4	40.803	169.2	1:49.221	
6	34.381	222.2	34.388	218.1	4:05.053		5:13.822	Pit	13	34.493		32.780	221.7	40.887	167.7	1:48.160	
7	52.450	215.3	33.705	218.1	40.897	167.4	2:07.052										
11 PRIAULX GBR BMW 320si																	
1	12:16.010	202.7	34.829	204.1	42.693	166.7	13:33.532		8	34.462	221.1	32.729	219.0	40.780	167.4	1:47.971	
2	35.038	205.0	34.902	217.3	42.674	166.0	1:52.614		9	34.576	221.1	32.755	219.0	4:18.616		5:25.947	Pit
3	35.298	163.3	34.319	218.1	41.445	167.0	1:51.062		10	41.490	214.7	34.583	191.8	42.206	167.0	1:58.279	
4	34.618	220.0	32.971	218.1	41.122	167.0	1:48.711		11	34.385	221.6	32.905	217.7	40.299	167.7	1:47.589	
5	34.637	220.5	32.780	218.6	40.712	167.4	1:48.129		12	34.985	189.4	34.027	218.1	40.661	168.5	1:49.673	
6	34.595	220.5	33.082	218.6	2:50.373		3:58.050	Pit									
7	50.824	220.5	33.279	218.6	44.292	166.7	2:08.395										



Weather/Track: Cloudy 19c/Dry 25c

Circuit Length - 4.545 kilometres
Marrakech

2010 FIA World Touring Car Championship

Free Practice 1 - Sector Analysis Report

Lap	S1 Time	S1 Spd	S2 Time	S2 Spd	S3 Time	S3 Spd	Lap Time	Pit	Lap	S1 Time	S1 Spd	S2 Time	S2 Spd	S3 Time	S3 Spd	Lap Time	Pit
15 ENGSTLER GER BMW 320si I																	
1	11:11.992	178.9	39.306	99.1	53.125	165.0	12:44.423		8	35.264	220.5	34.790	210.5	9:10.108		10:20.162	Pit
2	35.579	195.6	37.129	208.8	43.266	165.6	1:55.974		9	41.966	216.3	34.097	213.0	41.636	165.3	1:57.699	
3	35.179	219.5	34.345	208.8	42.160	166.0	1:51.684		10	35.118		35.531	127.9	42.575	166.3	1:53.224	
4	35.012	218.4	33.891	218.1	41.478	166.3	1:50.381		11	34.587		33.038	220.8	40.797	167.4	1:48.422	
5	34.801	221.1	33.587	218.1	41.662	165.0	1:50.050		12	34.507		32.750	221.3	40.777	167.7	1:48.034	
6	34.963	221.1	33.500	218.1	41.499	165.3	1:49.962										
7	35.043	220.5	33.858	218.1	41.775	165.6	1:50.676										
16 ROMANOV RUS BMW 320si I																	
1	11:18.772	197.8	37.225	150.0	50.212	163.9	12:46.209		9	37.308	196.9	34.270	216.8	42.875	164.6	1:54.453	
2	36.509	198.6	36.129	208.4	44.660	163.6	1:57.298		10	35.764	218.9	35.014	200.0	42.875	164.6	1:53.653	
3	36.423	219.5	35.037	213.4	43.993	163.9	1:55.453		11	35.658	219.5	34.200	210.5	44.384	163.9	1:54.242	
4	36.004	196.5	35.625	213.0	44.001	163.2	1:55.630		12	35.875	219.5	33.798	215.1	42.831	163.6	1:52.504	
5	35.899	218.9	35.376	201.4	43.850	162.9	1:55.125		13	35.678	220.0	34.596	184.9	43.582	163.9	1:53.856	
6	35.904	218.9	35.898	195.2	3:06.932		4:18.734	Pit	14	35.752	221.1	34.473	215.5	43.044	165.3	1:53.269	
7	40.792	210.2	39.868	213.0	43.561	163.6	2:04.221										
8	35.807	220.0	34.668	213.8	42.602	164.6	1:53.077										
17 NYKJAER DEN SEAT Leon TDI																	
1	19:15.994	209.7	36.438	218.1	43.071	168.5	20:35.503		7	42.646	224.4	33.300	217.3	40.860	171.0	1:56.806	
2	34.458	227.8	33.808	212.5	42.110	171.4	1:50.376		8	34.204	226.1	33.484	221.3	41.118	171.8	1:48.806	
3	34.434	225.0	33.151	222.2	41.543	171.0	1:49.128		9	34.160	226.7	32.712	222.2	42.462	170.6	1:49.334	
4	34.670	224.4	32.896	219.9	41.017	171.0	1:48.583		10	34.384	226.7	32.941	222.6	42.552	172.1	1:49.877	
5	34.363	225.0	33.083	219.9	40.875	171.4	1:48.321										
6	35.864	223.3	33.576	212.5	3:36.638		4:46.078	Pit									
18 BARTH SUI SEAT Leon TDI																	
1	11:03.871	183.2	43.270	121.3	49.905	171.0	12:37.046		7	51.339	192.3	34.583	213.0	1:51.488		3:17.410	Pit
2	34.821	229.0	35.003	220.8	42.180	171.8	1:52.004		8	51.870	224.4	33.472	219.0	41.963	171.8	2:07.305	
3	34.781	193.5	34.674	222.2	42.888	172.1	1:52.343		9	34.486	224.4	33.984	217.3	42.409	170.3	1:50.879	
4	34.696	202.2	34.395	221.3	45.290	171.0	1:54.381		10	34.564	225.0	33.512	220.4	42.172	171.8	1:50.248	
5	34.462	226.7	32.763	222.6	41.733	171.4	1:48.958		11	34.484	225.0	32.971	219.5	41.866	172.5	1:49.321	
6	34.700	225.5	33.290	224.5	4:52.435		6:00.425	Pit									
19 VAULKHARD GBR Chevrolet Lacetti I																	
1	15:22.902	221.6	36.389	216.0	44.246	166.3	16:43.537		7	38.303	179.6	38.073	171.7	5:13.936		6:30.312	Pit
2	36.123	214.2	35.184	216.8	44.446	166.3	1:55.753		8	46.504	219.5	34.845	188.8	45.366	167.4	2:06.715	
3	35.838	211.2	34.600	217.7	43.134	167.4	1:53.572		9	35.751	222.7	35.144	216.4	42.502	167.7	1:53.397	
4	35.449	227.2	36.885	187.1	44.246	168.8	1:56.580		10	35.338		34.033	219.5	42.182	169.2	1:51.553	
5	35.193	225.5	33.997	219.0	42.783	167.0	1:51.973		11	35.211		33.753	221.7	41.873	169.2	1:50.837	
6	35.128	223.8	33.575	219.5	42.101	167.7	1:50.804										



Weather/Track: Cloudy 19c/Dry 25c

Circuit Length - 4.545 kilometres
Marrakech

2010 FIA World Touring Car Championship

Free Practice 1 - Sector Analysis Report

Lap	S1 Time	S1 Spd	S2 Time	S2 Spd	S3 Time	S3 Spd	Lap Time	Pit	Lap	S1 Time	S1 Spd	S2 Time	S2 Spd	S3 Time	S3 Spd	Lap Time	Pit
20 O'YOUNG HKG Chevrolet Lacetti I																	
1	14:38.258	127.8	40.814	183.9	43.846	166.7	16:02.918		3	43.902	208.8	37.998	160.9	46.790	167.4	2:08.690	
2	44.512	115.8	56.336	117.2			22:08.387	Pit									
21 BENNANI MAR BMW 320si I																	
1	11:02.796	171.1	44.998	118.4	51.544	165.0	12:39.338										
25 HERNANDEZ ESP BMW 320si I																	
1	14:59.816	199.5	35.404	206.8	45.678	164.6	16:20.898		5	34.994	219.5	33.576	216.0	42.081	164.6	1:50.651	
2	35.403	197.3	36.017	215.1	45.864	165.3	1:57.284		6	36.052	196.0	35.301	210.5	2:39.875		3:51.228	Pit
3	35.046	222.2	33.738	216.4	41.729	165.6	1:50.513		7	41.668	217.9	34.342	183.3	47.884	165.3	2:03.894	
4	34.836	221.6	33.624	216.0	41.913	165.3	1:50.373										
26 D'ASTE ITA BMW 320si I																	
1	14:42.913	197.3	35.457	200.3	43.561	163.6	16:01.931		7	35.013	220.0	32.791	216.8	41.426	165.0	1:49.230	
2	35.733	215.8	33.818	212.1	42.291	163.6	1:51.842		8	35.623	220.5	33.263	213.8	41.535	165.6	1:50.421	
3	35.372	216.8	33.433	212.5	42.164	162.9	1:50.969		9	35.241	218.4	33.192	213.0	41.146	164.3	1:49.579	
4	37.787	215.3	33.204	212.1	4:05.272		5:16.263	Pit	10	35.368	218.4	34.594	188.4	2:09.355		3:19.317	Pit
5	42.985	220.5	33.362	216.0	45.143	164.6	2:01.490		11	39.797	179.6	35.225	212.5	41.969	166.3	1:56.991	
6	35.139	219.5	33.013	215.1	41.801	164.6	1:49.953										
30 SBAI MAR Chevrolet Lacetti I																	
1	14:37.612	130.4	41.583	117.3	2:56.195		18:15.390	Pit	7	37.256	191.4	34.950	204.1	2:51.272		4:03.478	Pit
2	52.191	214.7	35.614	203.0	45.213	162.2	2:13.018		8	45.903	197.8	34.799	208.8	44.082	165.0	2:04.784	
3	37.557	205.4	40.549	147.9	45.077	165.0	2:03.183		9	36.950	214.2	34.360	212.1	45.608	162.9	1:56.918	
4	36.255	218.4	34.714	213.8	44.065	164.6	1:55.034		10	35.410	217.9	34.181	213.4	43.524	165.3	1:53.115	
5	36.190	216.8	41.180	202.6	44.973	165.3	2:02.343		11	35.496	218.9	34.954	214.2	43.711	165.6	1:54.161	
6	35.591	212.7	34.962	201.1	52.258	161.9	2:02.811										

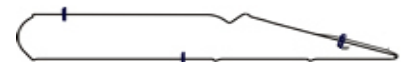


Weather/Track: Cloudy 19c/Dry 25c

Circuit Length - 4.545 kilometres
Marrakech

2010 FIA World Touring Car Championship Free Practice 1 - Best Sector Speeds Report

SECTOR 1				SECTOR 2				SECTOR 3				
POS	NO	NAME	SPEED	LAP	NO	NAME	SPEED	LAP	NO	NAME	SPEED	LAP
1	18	BARTH	229.0	2	18	BARTH	224.5	6	4	GENE	172.9	11
2	1	TARQUINI	228.4	8	1	TARQUINI	224.0	4	5	MICHELISZ	172.9	3
3	3	MONTEIRO	228.4	2	4	GENE	223.6	10	2	CORONEL	172.5	8
4	5	MICHELISZ	228.4	4	2	CORONEL	223.1	2	3	MONTEIRO	172.5	13
5	2	CORONEL	227.8	2	3	MONTEIRO	222.6	11	18	BARTH	172.5	11
6	4	GENE	227.8	2	5	MICHELISZ	222.6	3	1	TARQUINI	172.1	7
7	17	NYKJAER	227.8	2	17	NYKJAER	222.6	10	17	NYKJAER	172.1	10
8	19	VAULKHARD	227.2	4	10	FARFUS	221.7	13	8	MENU	169.9	10
9	8	MENU	225.0	7	19	VAULKHARD	221.7	11	7	HUFF	169.5	10
10	7	HUFF	223.8	7	15	ENGSTLER	221.3	12	6	MULLER	169.2	8
11	6	MULLER	223.3	5	7	HUFF	219.5	10	10	FARFUS	169.2	12
12	10	FARFUS	222.2	6	6	MULLER	219.0	6	19	VAULKHARD	169.2	10
13	25	HERNANDEZ	222.2	3	8	MENU	219.0	4	11	PRIAULX	168.5	12
14	11	PRIAULX	221.6	11	11	PRIAULX	219.0	8	15	ENGSTLER	167.7	12
15	15	ENGSTLER	221.1	5	16	ROMANOV	216.8	9	20	O'YOUNG	167.4	3
16	16	ROMANOV	221.1	14	25	HERNANDEZ	216.4	3	26	D'ASTE	166.3	11
17	26	D'ASTE	220.5	5	26	D'ASTE	216.0	5	25	HERNANDEZ	165.6	3
18	30	SBAI	218.9	11	30	SBAI	214.2	11	30	SBAI	165.6	11
19	20	O'YOUNG	208.8	3	20	O'YOUNG	183.9	1	16	ROMANOV	165.3	14
20	21	BENNANI	171.1	1	21	BENNANI	118.4	1	21	BENNANI	165.0	1



Weather/Track: Cloudy 19c/Dry 25c

Circuit Length - 4.545 kilometres
Marrakech

2010 FIA World Touring Car Championship Free Practice 1 - Best Sector Times Report

POS	SECTOR 1			SECTOR 2			SECTOR 3			NO	NAME	IDEAL/BEST LAP COMPARISON			DIFF
	NO	TIME	LAP	NO	TIME	LAP	NO	TIME	LAP			IDEAL	BEST	LAP	
1	1	34.013	8	1	32.309	11	11	40.299	11	1	TARQUINI	1:46.863	1:46.975	12	+ 0.112
2	4	34.096	11	3	32.466	11	1	40.541	12	11	PRIAULX	1:47.413	1:47.589	11	+ 0.176
3	3	34.115	12	8	32.509	8	10	40.603	11	3	MONTEIRO	1:47.507	1:47.663	12	+ 0.156
4	2	34.127	9	7	32.675	10	8	40.773	8	17	NYKJAER	1:47.732	1:48.321	5	+ 0.589
5	17	34.160	9	4	32.686	10	15	40.777	12	10	FARFUS	1:47.764	1:47.886	11	+ 0.122
6	5	34.233	7	17	32.712	9	17	40.860	7	2	CORONEL	1:47.835	1:47.991	13	+ 0.156
7	10	34.381	6	2	32.728	9	7	40.861	6	8	MENU	1:47.894	1:47.894	8	+ 0.000
8	11	34.385	11	11	32.729	8	5	40.912	6	5	MICHELISZ	1:47.953	1:48.055	7	+ 0.102
9	7	34.456	7	15	32.750	12	3	40.926	12	4	GENE	1:47.977	1:48.070	11	+ 0.093
10	18	34.462	5	18	32.763	5	2	40.980	13	7	HUFF	1:47.992	1:48.073	10	+ 0.081
11	15	34.507	12	10	32.780	13	26	41.146	9	15	ENGSTLER	1:48.034	1:48.034	12	+ 0.000
12	6	34.515	7	5	32.808	6	4	41.195	11	6	MULLER	1:48.824	1:49.013	6	+ 0.189
13	8	34.612	8	6	32.907	6	6	41.402	6	18	BARTH	1:48.958	1:48.958	5	+ 0.000
14	25	34.836	4	26	33.013	6	25	41.729	3	26	D'ASTE	1:49.298	1:49.579	9	+ 0.281
15	19	35.128	6	19	33.575	6	18	41.733	5	25	HERNANDEZ	1:50.141	1:50.373	4	+ 0.232
16	26	35.139	6	25	33.576	5	19	41.873	11	19	VAULKHARD	1:50.576	1:50.804	6	+ 0.228
17	30	35.410	10	16	33.798	12	16	42.602	8	16	ROMANOV	1:52.058	1:52.504	12	+ 0.446
18	16	35.658	11	30	34.181	10	30	43.524	10	30	SBAI	1:53.115	1:53.115	10	+ 0.000
19	20	43.902	3	20	37.998	3	20	43.846	1	20	O'YOUNG	2:05.746	2:08.690	3	+ 2.944
20	21	11:02.79	1	21	44.998	1	21	51.544	1	21	BENNANI	12:39.338	12:39.338	1	+ 0.000

'Perfect Lap' - 1:46.621



Weather/Track: Cloudy 19c/Dry 25c

Circuit Length - 4.545 kilometres
Marrakech

2010 FIA World Touring Car Championship FREE PRACTICE 2

POS	NO	CL	DRIVER	NAT	CAR	TIME	LAPS	GAP	KPH
1	1		Gabriele TARQUINI	ITA	SEAT Leon TDI	1:46.143	12		154.15
2	5		Norbert MICHELISZ	HUN	SEAT Leon TDI	1:46.987	11	0.844	152.93
3	6		Yvan MULLER	FRA	Chevrolet Cruze	1:47.507	10	1.364	152.19
4	11		Andy PRIAULX	GBR	BMW 320si	1:47.533	14	1.390	152.15
5	2		Tom CORONEL	NED	SEAT Leon TDI	1:47.642	14	1.499	152.00
6	4		Jordi GENE	ESP	SEAT Leon TDI	1:47.650	7	1.507	151.99
7	10		Augusto FARFUS	BRA	BMW 320si	1:47.673	12	1.530	151.96
8	7		Robert HUFF	GBR	Chevrolet Cruze	1:47.675	10	1.532	151.95
9	17		Michel NYKJAER	DEN	SEAT Leon TDI	1:47.735	11	1.592	151.87
10	8		Alain MENU	SUI	Chevrolet Cruze	1:47.763	10	1.620	151.83
11	3		Tiago MONTEIRO	POR	SEAT Leon TDI	1:48.104	10	1.961	151.35
12	21	I	Mehdi BENNANI	MAR	BMW 320si	1:48.525	16	2.382	150.76
13	18		Fredy BARTH	SUI	SEAT Leon TDI	1:48.564	13	2.421	150.71
14	15	I	Franz ENGSTLER	GER	BMW 320si	1:48.603	9	2.460	150.65
15	26	I	Stefano D'ASTE	ITA	BMW 320si	1:48.700	15	2.557	150.52
16	20	I	Darryl O'YOUNG	HKG	Chevrolet Lacetti	1:49.799	11	3.656	149.01
17	19	I	Harry VAULKHARD	GBR	Chevrolet Lacetti	1:49.975	13	3.832	148.77
18	25	I	Sergio HERNANDEZ	ESP	BMW 320si	1:50.143	13	4.000	148.55
19	16	I	Andrei ROMANOV	RUS	BMW 320si	1:51.157	10	5.014	147.19
20	30	I	Ismail SBAI	MAR	Chevrolet Lacetti	1:53.127	13	6.984	144.63

For Media Information Purposes - No Regulatory Value.
Weather/Track: Cloudy 23c/Dry 38c

Marrakech
Circuit Length = 4.5450 km.
Start: 12:28 End: 12:57

Race Director:	Steward:	Timekeeper:
----------------	----------	-------------

2010 FIA World Touring Car Championship

Free Practice 2 - Sector Analysis Report

Lap S1 Time S1 Spd S2 Time S2 Spd S3 Time S3 Spd Lap Time Pit Lap S1 Time S1 Spd S2 Time S2 Spd S3 Time S3 Spd Lap Time Pit

1 TARQUINI					ITA			SEAT Leon TDI								
1	28:57.957	175.7	40.476	174.4	48.800	169.9	30:27.233	8	34.111	226.7	32.332	222.2	3:03.666	4:10.109	Pit	
2	34.498	225.0	32.636	221.7	46.995	170.3	1:54.129	9	47.782	187.8	48.563	163.1	48.483	171.0	2:24.828	
3	34.236	226.1	32.436	224.5	40.900	171.4	1:47.572	10	34.204	225.0	32.336	222.2	40.597	172.1	1:47.137	
4	34.188	227.2	35.030	203.7	42.269	170.6	1:51.487	11	37.150	172.7	35.476	197.4	42.972	172.1	1:55.598	
5	34.411	222.2	49.852	174.1	3:12.984		4:37.247	Pit	12	33.988	226.1	32.092	222.2	40.063	171.8	1:46.143
6	54.257	196.0	37.004	216.4	42.109	171.0	2:13.370									
7	34.263	224.4	32.465	220.8	41.047	171.0	1:47.775									

2 CORONEL					NED			SEAT Leon TDI								
1	28:58.857	162.4	40.672	179.7	49.030	171.4	30:28.559	9	34.321	225.0	32.597	221.7	40.978	172.5	1:47.896	
2	34.893	225.5	33.125	223.1	41.182	171.8	1:49.200	10	34.382	225.5	32.404	222.2	41.383	172.5	1:48.169	
3	34.358	227.2	33.394	219.5	46.516	171.4	1:54.268	11	34.181	227.8	32.467	223.1	41.122	172.5	1:47.770	
4	34.160	227.8	33.844	179.7	43.917	172.1	1:51.921	12	34.523	206.8	33.921	222.6	5:17.076		6:25.520	Pit
5	34.093	227.2	33.128	221.7	41.212	171.8	1:48.433	13	47.582	218.9	32.981	223.6	42.378	171.4	2:02.941	
6	34.129	227.2	33.158	219.5	41.079	171.8	1:48.366	14	34.178	227.8	32.733	221.3	40.731	171.4	1:47.642	
7	34.241	223.8	32.890	220.4	41.152	171.8	1:48.283									
8	34.229	226.7	32.627	222.6	41.101	171.8	1:47.957									

3 MONTEIRO					POR			SEAT Leon TDI								
1	28:59.695	176.8	40.851	171.1	48.898	169.9	30:29.444	7	34.409	226.7	32.748	221.3	40.947	169.2	1:48.104	
2	34.546	226.1	33.079	224.5	41.631	169.2	1:49.256	8	34.492	225.5	32.726	221.3	40.889	169.2	1:48.107	
3	34.510	225.5	33.090	219.5	41.776	168.5	1:49.376	9	35.945	223.8	33.526	222.2	6:59.538		8:09.009	Pit
4	34.615	225.0	34.596	213.0	6:30.831		7:40.042	Pit	10	39.979	225.0	32.878	220.4	41.286	171.0	1:54.143
5	40.703	198.2	34.455	218.6	41.487	170.6	1:56.645									
6	34.398	224.4	32.656	220.8	42.401	171.0	1:49.455									

4 GENE					ESP			SEAT Leon TDI								
1	29:00.552	173.7	41.398	161.1	48.740	172.1	30:30.690	5	34.252	226.1	32.675	220.4	40.723	171.0	1:47.650	
2	34.139	229.5	32.827	223.6	41.543	172.5	1:48.509	6	37.527	142.4	39.089	154.5	6:54.102		8:10.718	Pit
3	35.251	226.7	32.930	223.6	42.422	172.1	1:50.603	7	57.779	150.7	38.234	154.5	45.924	172.1	2:21.937	
4	34.171	228.4	34.963	183.9	42.435	171.8	1:51.569									

5 MICHELISZ					HUN			SEAT Leon TDI									
1	29:04.564	187.5	40.795	147.1	48.993	171.0	30:34.352	7	34.065	228.4	32.453	224.0	40.469	172.5	1:46.987		
2	34.706	229.0	33.179	219.5	5:43.564		6:51.449	Pit	8	34.129	226.7	33.752	222.6	4:27.865		5:35.746	Pit
3	41.807	221.6	33.599	219.9	41.296	171.8	1:56.702	9	1:01.309	213.2	33.348	201.1	41.558	172.1	2:16.215		
4	34.371	224.4	32.656	220.8	41.300	171.4	1:48.327	10	34.073	228.4	32.547	224.0	40.517	172.9	1:47.137		
5	34.279	225.0	32.798	220.8	40.729	171.0	1:47.806	11	34.099	227.2	32.631	223.6	40.418	172.9	1:47.148		
6	34.025	227.2	32.690	222.6	40.729	172.9	1:47.444										



Weather/Track: Cloudy 23c/Dry 38c

Circuit Length - 4.545 kilometres
Marrakech

2010 FIA World Touring Car Championship

Free Practice 2 - Sector Analysis Report

Lap S1 Time S1 Spd S2 Time S2 Spd S3 Time S3 Spd Lap Time Pit Lap S1 Time S1 Spd S2 Time S2 Spd S3 Time S3 Spd Lap Time Pit

6 MULLER				FRA				Chevrolet Cruze			
1	28:55.157	154.1	38.071 160.7	46.377 168.5	30:19.605	7	36.448 172.7	36.606 172.2	4:06.951	5:20.005 Pit	
2	34.904 220.5	32.918 216.8	43.232 169.5	1:51.054	8	51.075 139.3	36.837 188.8	43.246 170.6	2:11.158		
3	34.458 225.0	32.767 219.9	41.029 169.2	1:48.254	9	34.233 226.1	32.622 220.8	40.652 169.9	1:47.507		
4	35.552 193.9	35.121 182.7	7:27.429	8:38.102 Pit	10	34.284 225.5	32.708 220.8	40.668 169.5	1:47.660		
5	1:02.256 125.6	37.967 149.7	49.147 170.3	2:29.370							
6	34.413 225.5	32.966 219.9	40.908 170.3	1:48.287							

7 HUFF				GBR				Chevrolet Cruze			
1	28:55.662 168.8	38.822 153.4	46.672 169.2	30:21.156	7	34.478 222.7	32.571 218.6	40.626 169.2	1:47.675		
2	34.630 223.3	32.874 219.5	41.020 168.5	1:48.524	8	34.421 223.8	32.596 219.9	40.730 169.9	1:47.747		
3	34.681 221.6	32.844 216.8	41.020 169.2	1:48.545	9	35.603 185.9	35.569 162.6	5:39.392	6:50.564 Pit		
4	34.607 221.6	32.805 216.8	7:00.730	8:08.142 Pit	10	54.269 226.1	32.827 219.9	41.257 168.8	2:08.353		
5	46.580 184.4	36.383 186.2	44.223 169.5	2:07.186							
6	34.590 222.7	32.619 218.1	40.750 169.9	1:47.959							

8 MENU				SUI				Chevrolet Cruze			
1	28:56.536 169.8	38.744 157.4	47.989 168.8	30:23.269	7	34.536 225.0	32.579 220.8	40.648 169.9	1:47.763		
2	34.781 222.2	32.706 219.5	41.558 168.8	1:49.045	8	35.385 215.3	34.262 194.5	5:27.473	6:37.120 Pit		
3	34.507 223.3	32.704 219.0	40.773 169.5	1:47.984	9	50.794 196.5	35.929 195.2	44.636 169.2	2:11.359		
4	35.441 196.9	35.640 177.9	6:58.742	8:09.823 Pit	10	34.631 223.8	32.400 218.6	41.355 169.2	1:48.386		
5	44.786 201.3	35.793 200.7	44.394 168.8	2:04.973							
6	34.645 223.3	32.742 219.0	40.765 169.5	1:48.152							

10 FARFUS				BRA				BMW 320si			
1	30:01.055 204.5	34.847 198.1	42.512 166.7	31:18.414	8	34.384 221.6	32.839 219.5	3:19.036	4:26.259 Pit		
2	34.741 221.6	33.088 218.1	41.081 166.0	1:48.910	9	52.457 212.7	34.036 217.7	40.813 167.0	2:07.306		
3	34.822 220.5	36.708 141.3	42.720 167.0	1:54.250	10	34.445 221.6	33.231 219.5	41.758 168.1	1:49.434		
4	34.540 221.6	32.777 218.6	40.489 166.7	1:47.806	11	34.465 221.6	32.686 219.9	40.522 167.7	1:47.673		
5	34.575 222.2	32.730 216.4	4:11.148	5:18.453 Pit	12	34.791 221.6	32.726 219.5	40.313 167.4	1:47.830		
6	51.538 199.5	35.594 215.5	41.785 167.0	2:08.917							
7	34.554 221.6	32.900 219.0	40.662 166.7	1:48.116							

11 PRIAULX				GBR				BMW 320si			
1	30:01.793 202.7	35.121 206.5	42.778 167.0	31:19.692	9	34.908 221.1	32.939 219.0	2:16.400	3:24.247 Pit		
2	34.663 221.6	32.921 219.5	41.232 166.7	1:48.816	10	38.906 220.5	32.869 217.3	42.630 166.3	1:54.405		
3	34.500 221.6	32.890 217.7	41.768 166.3	1:49.158	11	34.469 221.1	32.490 218.6	40.574 167.7	1:47.533		
4	34.755 220.5	33.008 218.1	2:00.145	3:07.908 Pit	12	34.569 220.5	32.508 218.6	40.700 167.7	1:47.777		
5	49.777 221.6	33.006 219.9	46.275 165.6	2:09.058	13	34.491 221.1	32.629 219.0	40.486 167.4	1:47.606		
6	34.572 220.5	32.815 219.0	40.873 166.7	1:48.260	14	34.399 222.2	32.634 219.0	40.515 167.4	1:47.548		
7	34.594 221.1	32.809 218.1	1:59.592	3:06.995 Pit							
8	49.267 220.5	32.884 217.3	40.948 167.4	2:03.099							



Weather/Track: Cloudy 23c/Dry 38c

Circuit Length - 4.545 kilometres
Marrakech

2010 FIA World Touring Car Championship

Free Practice 2 - Sector Analysis Report

Lap	S1 Time	S1 Spd	S2 Time	S2 Spd	S3 Time	S3 Spd	Lap Time	Pit	Lap	S1 Time	S1 Spd	S2 Time	S2 Spd	S3 Time	S3 Spd	Lap Time	Pit	
15 ENGSTLER GER BMW 320si I																		
1	30:00.424	211.7	34.782	197.0	41.818		31:17.024		6	35.241	220.5	33.790	217.3	7:13.453			8:22.484	Pit
2	35.254	220.5	34.965	115.3	42.505		1:52.724		7	44.780	198.2	34.174	219.0	41.659			2:00.613	
3	35.323	220.5	32.907	217.3	41.282		1:49.512		8	34.852	220.5	33.361	219.5	41.225			1:49.438	
4	35.013	220.5	35.095	188.1	41.947		1:52.055		9	34.769	221.6	32.843	220.8	40.991			1:48.603	
5	35.190	220.5	33.041	218.6	41.128		1:49.359											
16 ROMANOV RUS BMW 320si I																		
1	30:02.936	204.0	35.342	206.5	42.700	164.3	31:20.978		7	35.630	218.4	34.743	210.1	5:08.023			6:18.396	Pit
2	35.467	220.0	34.334	204.9	43.009	163.9	1:52.810		8	46.009	214.7	34.404	216.4	42.416	163.9		2:02.829	
3	35.969	219.5	34.440	213.4	42.614	163.6	1:53.023		9	35.712	220.5	33.992	216.0	42.571	164.3		1:52.275	
4	36.076	216.3	34.229	214.7	43.096	163.9	1:53.401		10	35.379	221.1	33.957	216.0	41.821	165.0		1:51.157	
5	35.750	218.9	34.382	213.8	42.944	163.2	1:53.076											
6	35.939	217.9	33.934	213.8	42.518	163.9	1:52.391											
17 NYKJAER DEN SEAT Leon TDI																		
1	29:01.475	171.4	41.644	146.5	49.445	168.8	30:32.564		7	56.203	201.7	33.753	213.4	42.834	172.1		2:12.790	
2	34.738	226.1	33.564	221.3	41.630	170.3	1:49.932		8	34.464	225.5	32.854	221.7	40.417	172.1		1:47.735	
3	34.234	227.2	32.870	222.6	40.911	172.1	1:48.015		9	36.708	223.3	33.126	221.3	40.583	172.5		1:50.417	
4	34.125	227.2	34.888	183.0	42.880	171.4	1:51.893		10	33.965	226.7	33.088	224.0	40.884	172.9		1:47.937	
5	34.246	227.2	32.697	221.7	41.879	171.0	1:48.822		11	34.435	226.1	32.947	222.2	1:02.068			2:09.450	Pit
6	34.250	225.5	40.974	159.0	7:13.765		8:28.989	Pit										
18 BARTH SUI SEAT Leon TDI																		
1	29:02.515	175.4	41.853	158.8	48.925	166.0	30:33.293		8	36.614	225.0	33.900	222.6	41.641	172.5		1:52.155	
2	34.843	228.4	55.924	206.5	42.586	171.4	2:13.353		9	34.342	226.1	33.225	219.9	41.325	172.9		1:48.892	
3	34.791	225.0	32.928	220.4	41.425	172.1	1:49.144		10	34.548	225.5	32.880	222.2	41.136	172.5		1:48.564	
4	34.391	225.0	32.716	222.6	41.567	171.4	1:48.674		11	34.294	226.7	33.581	222.2	41.576	172.5		1:49.451	
5	34.602	223.8	32.811	222.2	41.168	170.3	1:48.581		12	34.444	224.4	32.886	221.7	41.641	172.5		1:48.971	
6	34.520	225.0	32.856	221.3	7:10.311		8:17.687	Pit	13	34.558	225.5	33.177	221.3	41.570	171.0		1:49.305	
7	54.235	223.8	35.479	201.8	41.830	172.5	2:11.544											
19 VAULKHARD GBR Chevrolet Lacetti I																		
1	29:08.177	213.7	40.062	122.5	48.368	165.6	30:36.607		8	44.760	215.8	34.877	218.1	43.552	166.7		2:03.189	
2	36.077	222.7	34.112	220.4	42.414	167.0	1:52.603		9	35.635	222.7	33.806	217.7	42.096	168.1		1:51.537	
3	35.399	224.4	33.833	219.9	42.265	167.7	1:51.497		10	35.013	223.3	33.476	219.0	41.486	167.0		1:49.975	
4	35.082	226.7	33.978	220.4	42.293	167.4	1:51.353		11	35.208	222.7	33.441	219.0	41.423	169.5		1:50.072	
5	35.278	226.1	33.998	219.9	42.811	167.0	1:52.087		12	35.819	206.8	37.171	144.0	1:02.766			2:15.756	Pit
6	35.359	226.1	33.561	220.4	42.518	167.0	1:51.438		13	56.886	175.7	41.718	164.1	47.232	154.9		2:25.836	
7	40.588	151.2	39.191	184.9	5:08.277		6:28.056	Pit										



Weather/Track: Cloudy 23c/Dry 38c

Circuit Length - 4.545 kilometres
Marrakech

2010 FIA World Touring Car Championship Free Practice 2 - Sector Analysis Report

Lap	S1 Time	S1 Spd	S2 Time	S2 Spd	S3 Time	S3 Spd	Lap Time	Pit	Lap	S1 Time	S1 Spd	S2 Time	S2 Spd	S3 Time	S3 Spd	Lap Time	Pit
20 O'YOUNG HKG Chevrolet Lacetti I																	
1	29:07.157	197.8	40.127	122.1	48.333	167.4	30:35.617		7	46.595	189.8	35.616	202.2	44.393	166.7	2:06.604	
2	35.068	225.0	33.994	219.0	42.374	167.0	1:51.436		8	35.668	222.2	33.265	218.1	42.466	167.7	1:51.399	
3	34.830	226.7	33.255	217.7	42.004	167.0	1:50.089		9	35.078	223.8	33.034	218.1	41.687	167.4	1:49.799	
4	35.111	223.3	33.358	218.6	41.720	167.0	1:50.189		10	34.998	225.0	39.415	145.9	2:32.120		3:46.533	Pit
5	34.919	224.4	33.248	219.0	42.018	167.4	1:50.185		11	59.665	212.7	36.497	209.7	43.208	167.4	2:19.370	
6	35.725	207.8	37.883	172.8	7:35.408		8:49.016	Pit									
21 BENNANI MAR BMW 320si I																	
1	28:57.093	181.0	38.770	161.1	48.326	165.0	30:24.189		10	35.185	220.5	32.832	217.7	41.724	165.0	1:49.741	
2	35.835	220.0	33.597	216.8	42.671	165.0	1:52.103		11	35.099	221.1	33.075	218.1	41.576	165.6	1:49.750	
3	35.438	220.0	33.564	216.0	42.199	165.0	1:51.201		12	39.747	185.9	34.967	216.4	42.205	165.6	1:56.919	
4	35.190	217.9	37.669	155.3	44.929	165.0	1:57.788		13	34.914	221.1	32.793	219.5	41.008	166.0	1:48.715	
5	34.989	221.6	33.127	217.7	41.860	164.6	1:49.976		14	34.886	220.5	32.504	219.0	41.135	165.6	1:48.525	
6	35.061	221.1	33.127	217.3	41.894	163.9	1:50.082		15	35.708	221.6	32.612	219.0	41.124	166.0	1:49.444	
7	35.004	220.0	33.046	216.4	42.002	163.9	1:50.052		16	35.127	221.6	32.714	218.1	41.073	165.0	1:48.914	
8	35.292	220.0	33.145	215.1	41.774	163.9	1:50.211										
9	35.114	220.5	32.954	216.4	41.895	165.3	1:49.963										
25 HERNANDEZ ESP BMW 320si I																	
1	29:05.266	189.8	41.060	137.0	48.668	165.6	30:34.994		8	41.061	209.7	37.266	172.8	43.323	164.3	2:01.650	
2	35.168	223.3	34.044	216.0	42.279	165.3	1:51.491		9	35.113	221.1	33.262	216.8	41.999	166.0	1:50.374	
3	35.052	220.0	34.221	219.0	42.316	165.3	1:51.589		10	35.077	221.1	43.323	133.1	1:00.750	164.6	2:19.150	
4	35.139	222.7	33.470	217.3	42.152	163.2	1:50.761		11	35.276	218.9	33.645	213.4	41.826	165.3	1:50.747	
5	35.266	221.6	33.522	216.0	42.228	164.3	1:51.016		12	35.169	219.5	33.264	214.7	41.726	166.0	1:50.159	
6	35.047	222.7	33.478	216.8	42.175	165.0	1:50.700		13	34.916	220.0	33.081	216.0	42.146	165.0	1:50.143	
7	35.302	218.9	33.797	211.7	4:24.854		5:33.953	Pit									
26 D'ASTE ITA BMW 320si I																	
1	29:36.835	141.0	39.336	191.1	43.027	163.2	30:59.198		9	35.038	220.5	32.818	217.3	40.984	166.0	1:48.840	
2	35.527	218.9	33.651	214.7	41.973	163.6	1:51.151		10	34.878	220.5	32.937	214.7	40.885	165.6	1:48.700	
3	35.091	220.0	33.089	216.0	41.344	165.3	1:49.524		11	34.857	219.5	32.959	218.6	41.109	163.9	1:48.925	
4	35.100	220.5	33.132	216.4	41.468	165.0	1:49.700		12	34.854	220.5	33.054	219.0	41.400	165.6	1:49.308	
5	34.971	221.1	33.077	214.2	41.410	163.6	1:49.458		13	34.930	220.0	32.972	218.6	41.330	164.3	1:49.232	
6	35.080	220.5	33.074	215.5	41.092	163.6	1:49.246		14	35.399	220.0	33.435	215.1	3:00.991		4:09.825	Pit
7	35.317	220.0	33.032	216.0	41.265	163.9	1:49.614		15	42.084	182.5	33.726	217.3	41.032	164.6	1:56.842	
8	35.092	220.0	32.930	216.0	41.052	163.9	1:49.074										



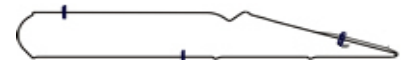
Weather/Track: Cloudy 23c/Dry 38c

Circuit Length - 4.545 kilometres
Marrakech

2010 FIA World Touring Car Championship

Free Practice 2 - Sector Analysis Report

Lap	S1 Time	S1 Spd	S2 Time	S2 Spd	S3 Time	S3 Spd	Lap Time	Pit	Lap	S1 Time	S1 Spd	S2 Time	S2 Spd	S3 Time	S3 Spd	Lap Time	Pit
30 SBAI																	
1	29:18.796	210.7	37.212	185.2	45.604	163.2	30:41.612		8	35.371	218.4	34.159	212.5	43.597	165.3	1:53.127	
2	35.787	217.3	35.025	207.2	44.033	165.3	1:54.845		9	35.754	217.3	34.538	210.9	44.161	165.0	1:54.453	
3	35.910	215.8	34.336	210.1	43.938	166.0	1:54.184		10	36.195	215.8	34.434	211.7	43.894	166.0	1:54.523	
4	35.993	216.3	35.119	208.4	44.454	165.6	1:55.566		11	35.410	219.5	34.244	208.4	44.095	163.6	1:53.749	
5	35.722	212.7	38.020	170.8	44.467	165.3	1:58.209		12	37.077	214.7	34.751	210.5	43.735	165.0	1:55.563	
6	35.835	217.3	33.954	210.1	5:48.977		6:58.766	Pit	13	35.789	214.7	34.275	210.1	43.724	165.3	1:53.788	
7	43.985	191.8	37.565	192.8	44.660	165.6	2:06.210										
MAR Chevrolet Lacetti I																	



Weather/Track: Cloudy 23c/Dry 38c

Circuit Length - 4.545 kilometres
Marrakech

2010 FIA World Touring Car Championship Free Practice 2 - Best Sector Speeds Report

SECTOR 1				SECTOR 2				SECTOR 3				
POS	NO	NAME	SPEED	LAP	NO	NAME	SPEED	LAP	NO	NAME	SPEED	LAP
1	4	GENE	229.5	2	1	TARQUINI	224.5	3	5	MICHELISZ	172.9	6
2	5	MICHELISZ	229.0	2	3	MONTEIRO	224.5	2	17	NYKJAER	172.9	10
3	18	BARTH	228.4	2	5	MICHELISZ	224.0	7	18	BARTH	172.9	9
4	2	CORONEL	227.8	4	17	NYKJAER	224.0	10	2	CORONEL	172.5	9
5	1	TARQUINI	227.2	4	2	CORONEL	223.6	13	4	GENE	172.5	2
6	17	NYKJAER	227.2	3	4	GENE	223.6	2	1	TARQUINI	172.1	10
7	3	MONTEIRO	226.7	7	18	BARTH	222.6	4	3	MONTEIRO	171.0	6
8	19	VAULKHARD	226.7	4	6	MULLER	220.8	9	6	MULLER	170.6	8
9	20	O'YOUNG	226.7	3	8	MENU	220.8	7	7	HUFF	169.9	6
10	6	MULLER	226.1	9	15	ENGSTLER	220.8	9	8	MENU	169.9	7
11	7	HUFF	226.1	10	19	VAULKHARD	220.4	2	19	VAULKHARD	169.5	11
12	8	MENU	225.0	7	7	HUFF	219.9	8	10	FARFUS	168.1	10
13	25	HERNANDEZ	223.3	2	10	FARFUS	219.9	11	11	PRIAULX	167.7	11
14	10	FARFUS	222.2	5	11	PRIAULX	219.9	5	20	O'YOUNG	167.7	8
15	11	PRIAULX	222.2	14	21	BENNANI	219.5	13	21	BENNANI	166.0	13
16	15	ENGSTLER	221.6	9	20	O'YOUNG	219.0	2	25	HERNANDEZ	166.0	9
17	21	BENNANI	221.6	5	25	HERNANDEZ	219.0	3	26	D'ASTE	166.0	9
18	16	ROMANOV	221.1	10	26	D'ASTE	219.0	12	30	SBAI	166.0	3
19	26	D'ASTE	221.1	5	16	ROMANOV	216.4	8	16	ROMANOV	165.0	10
20	30	SBAI	219.5	11	30	SBAI	212.5	8				



Weather/Track: Cloudy 23c/Dry 38c

Circuit Length - 4.545 kilometres
Marrakech

2010 FIA World Touring Car Championship Free Practice 2 - Best Sector Times Report

POS	SECTOR 1			SECTOR 2			SECTOR 3			IDEAL/BEST LAP COMPARISON					
	NO	TIME	LAP	NO	TIME	LAP	NO	TIME	LAP	NO	NAME	IDEAL	BEST	LAP	DIFF
1	17	33.965	10	1	32.092	12	1	40.063	12	1	TARQUINI	1:46.143	1:46.143	12	+ 0.000
2	1	33.988	12	8	32.400	10	10	40.313	12	5	MICHELISZ	1:46.896	1:46.987	7	+ 0.091
3	5	34.025	6	2	32.404	10	17	40.417	8	17	NYKJAER	1:47.079	1:47.735	8	+ 0.656
4	2	34.093	5	5	32.453	7	5	40.418	11	2	CORONEL	1:47.228	1:47.642	14	+ 0.414
5	4	34.139	2	11	32.490	11	11	40.486	13	11	PRIAULX	1:47.375	1:47.533	11	+ 0.158
6	6	34.233	9	21	32.504	14	7	40.626	7	10	FARFUS	1:47.383	1:47.673	11	+ 0.290
7	18	34.294	11	7	32.571	7	8	40.648	7	6	MULLER	1:47.507	1:47.507	9	+ 0.000
8	10	34.384	8	6	32.622	9	6	40.652	9	4	GENE	1:47.537	1:47.650	5	+ 0.113
9	3	34.398	6	3	32.656	6	4	40.723	5	8	MENU	1:47.555	1:47.763	7	+ 0.208
10	11	34.399	14	4	32.675	5	2	40.731	14	7	HUFF	1:47.618	1:47.675	7	+ 0.057
11	7	34.421	8	10	32.686	11	26	40.885	10	3	MONTEIRO	1:47.943	1:48.104	7	+ 0.161
12	8	34.507	3	17	32.697	5	3	40.889	8	18	BARTH	1:48.146	1:48.564	10	+ 0.418
13	15	34.769	9	18	32.716	4	15	40.991	9	21	BENNANI	1:48.398	1:48.525	14	+ 0.127
14	20	34.830	3	26	32.818	9	21	41.008	13	26	D'ASTE	1:48.557	1:48.700	10	+ 0.143
15	26	34.854	12	15	32.843	9	18	41.136	10	15	ENGSTLER	1:48.603	1:48.603	9	+ 0.000
16	21	34.886	14	20	33.034	9	19	41.423	11	20	O'YOUNG	1:49.551	1:49.799	9	+ 0.248
17	25	34.916	13	25	33.081	13	20	41.687	9	25	HERNANDEZ	1:49.723	1:50.143	13	+ 0.420
18	19	35.013	10	19	33.441	11	25	41.726	12	19	VAULKHARD	1:49.877	1:49.975	10	+ 0.098
19	30	35.371	8	16	33.934	6	16	41.821	10	16	ROMANOV	1:51.134	1:51.157	10	+ 0.023
20	16	35.379	10	30	33.954	6	30	43.597	8	30	SBAI	1:52.922	1:53.127	8	+ 0.205

'Perfect Lap' - 1:46.120



Weather/Track: Cloudy 23c/Dry 38c

Circuit Length - 4.545 kilometres
Marrakech

**2010 FIA World Touring Car Championship
QUALIFYING 1 - PROVISIONAL CLASSIFICATION**

POS	NO	CLS DRIVER	NAT	CAR	TIME	LAPS	GAP	KPH
1	5	Norbert MICHELISZ	HUN	SEAT Leon TDI	1:46.437	11		153.72
2	1	Gabriele TARQUINI	ITA	SEAT Leon TDI	1:46.626	10	0.189	153.45
3	7	Robert HUFF	GBR	Chevrolet Cruze	1:46.662	8	0.225	153.40
4	4	Jordi GENE	ESP	SEAT Leon TDI	1:46.675	9	0.238	153.38
5	6	Yvan MULLER	FRA	Chevrolet Cruze	1:46.891	8	0.454	153.07
6	18	Fredy BARTH	SUI	SEAT Leon TDI	1:46.899	9	0.462	153.06
7	17	Michel NYKJAER	DEN	SEAT Leon TDI	1:46.942	10	0.505	152.99
8	2	Tom CORONEL	NED	SEAT Leon TDI	1:47.139	9	0.702	152.71
9	15	Franz ENGSTLER	GER	BMW 320si	1:47.541	10	1.104	152.14
10	3	Tiago MONTEIRO	POR	SEAT Leon TDI	1:47.601	9	1.164	152.06
11	10	Augusto FARFUS	BRA	BMW 320si	1:47.616	10	1.179	152.04
12	11	Andy PRIAULX	GBR	BMW 320si	1:47.752	9	1.315	151.84
13	8	Alain MENU	SUI	Chevrolet Cruze	1:47.761	4	1.324	151.83
14	26	Stefano D'ASTE	ITA	BMW 320si	1:48.252	14	1.815	151.14
15	25	Sergio HERNANDEZ	ESP	BMW 320si	1:48.556	10	2.119	150.72
16	21	Mehdi BENNANI	MAR	BMW 320si	1:48.854	10	2.417	150.31
17	19	Harry VAULKHARD	GBR	Chevrolet Lacetti	1:49.028	7	2.591	150.07
18	20	Darryl O'YOUNG	HKG	Chevrolet Lacetti	1:49.313	6	2.876	149.68
19	16	Andrei ROMANOV	RUS	BMW 320si	1:51.014	10	4.577	147.38
20	30	Ismail SBAI	MAR	Chevrolet Lacetti	1:53.195	13	6.758	144.54

QUALIFICATION MAXIMA 1:53.887

Marrakech

Subject to technical scrutineering. For Media Information Purposes - No Regulatory Value.

Circuit Length = 4.5450 km.

Weather/Track: Bright 25c/Dry 44c

Start: 14:15 End: 14:51

Race Director:	Steward:	Timekeeper:	Issued at:
----------------	----------	-------------	------------

**2010 FIA World Touring Car Championship
QUALIFYING 1 RESULT**

POS	NO	CLS DRIVER	NAT	CAR	TIME	LAPS	GAP	KPH
1	5	Norbert MICHELISZ	HUN	SEAT Leon TDI	1:46.437	11		153.72
2	1	Gabriele TARQUINI	ITA	SEAT Leon TDI	1:46.626	10	0.189	153.45
3	7	Robert HUFF	GBR	Chevrolet Cruze	1:46.662	8	0.225	153.40
4	4	Jordi GENE	ESP	SEAT Leon TDI	1:46.675	9	0.238	153.38
5	6	Yvan MULLER	FRA	Chevrolet Cruze	1:46.891	8	0.454	153.07
6	18	Fredy BARTH	SUI	SEAT Leon TDI	1:46.899	9	0.462	153.06
7	17	Michel NYKJAER	DEN	SEAT Leon TDI	1:46.942	10	0.505	152.99
8	2	Tom CORONEL	NED	SEAT Leon TDI	1:47.139	9	0.702	152.71
9	15	Franz ENGSTLER	GER	BMW 320si	1:47.541	10	1.104	152.14
10	3	Tiago MONTEIRO	POR	SEAT Leon TDI	1:47.601	9	1.164	152.06
11	10	Augusto FARFUS	BRA	BMW 320si	1:47.616	10	1.179	152.04
12	11	Andy PRIAULX	GBR	BMW 320si	1:47.752	9	1.315	151.84
13	8	Alain MENU	SUI	Chevrolet Cruze	1:47.761	4	1.324	151.83
14	26	Stefano D'ASTE	ITA	BMW 320si	1:48.252	14	1.815	151.14
15	25	Sergio HERNANDEZ	ESP	BMW 320si	1:48.556	10	2.119	150.72
16	21	Mehdi BENNANI	MAR	BMW 320si	1:48.854	10	2.417	150.31
17	19	Harry VAULKHARD	GBR	Chevrolet Lacetti	1:49.028	7	2.591	150.07
18	20	Darryl O'YOUNG	HKG	Chevrolet Lacetti	1:49.313	6	2.876	149.68
19	16	Andrei ROMANOV	RUS	BMW 320si	1:51.014	10	4.577	147.38
20	30	Ismail SBAI	MAR	Chevrolet Lacetti	1:53.195	13	6.758	144.54

QUALIFICATION MAXIMA 1:53.887

Marrakech

Circuit Length = 4.5450 km.

Start: 14:15 End: 14:51

Weather/Track: Bright 25c/Dry 44c

Steward:	Steward:	Steward:	Issued at:
----------	----------	----------	------------

2010 FIA World Touring Car Championship

Qualifying 1 - Sector Analysis Report

Lap	S1 Time	S1 Spd	S2 Time	S2 Spd	S3 Time	S3 Spd	Lap Time	Pit	Lap	S1 Time	S1 Spd	S2 Time	S2 Spd	S3 Time	S3 Spd	Lap Time	Pit
1 TARQUINI ITA SEAT Leon TDI																	
1	12:39.488	203.6	36.497	202.6	50.693	171.0	14:06.678		7	33.941	227.2	32.343	220.8	40.708	170.6	1:46.992	
2	34.598	223.3	32.612	220.4	40.499	172.1	1:47.709		8	42.490	145.6	42.302	129.6	3:41.873		5:06.665	Pit
3	35.257	200.8	36.878	160.9	4:10.276		5:22.411	Pit	9	42.734	222.2	36.033	172.2	45.891	171.8	2:04.658	
4	46.428	191.4	37.144	150.0	8:33.943		9:57.515	Pit	10	34.164	226.1	32.263	222.6	40.199	173.3	1:46.626	
5	44.870	173.7	37.948	148.1	43.783	171.4	2:06.601										
6	34.059	227.2	32.108	224.5	40.581	171.4	1:46.748										
2 CORONEL NED SEAT Leon TDI																	
1	12:40.490	204.5	37.778	189.4	52.471	169.9	14:10.739		6	34.488	223.8	33.010	220.8	41.177	169.9	1:48.675	
2	34.279	224.4	32.913	221.7	41.002	171.0	1:48.194		7	34.269	225.5	57.795	219.0	5:23.590		6:55.654	Pit
3	34.465	226.1	35.808	182.7	4:03.777		5:14.050	Pit	8	42.568	205.4	36.794	159.7	46.834	170.3	2:06.196	
4	46.572	180.0	36.818	192.5	8:36.724		10:00.114	Pit	9	34.064	227.8	32.676	223.1	40.399	171.8	1:47.139	
5	44.942	205.9	35.924	177.9	43.805	169.9	2:04.671										
3 MONTEIRO POR SEAT Leon TDI																	
1	12:44.103	189.4	36.220	185.5	46.963	170.6	14:07.286		6	36.172	224.4	32.931	224.5	41.322	171.0	1:50.425	
2	34.462	226.7	32.625	223.6	41.320	171.4	1:48.407		7	34.084	227.8	34.550	206.1	41.447	171.0	1:50.081	
3	34.483	196.9	37.752	156.2	4:07.043		5:19.278	Pit	8	34.170	226.7	32.403	221.3	41.028	170.6	1:47.601	
4	46.885	183.6	37.106	162.8	8:36.200		10:00.191	Pit	9	34.233	225.0	32.209	222.2	41.294	169.9	1:47.736	
5	45.285	183.2	37.397	147.7	43.694	171.0	2:06.376										
4 GENE ESP SEAT Leon TDI																	
1	12:45.228	191.8	36.152	181.2	47.096	171.8	14:08.476		6	34.016	227.2	32.493	219.5	40.833	170.6	1:47.342	
2	34.111	228.4	32.919	222.2	40.515	172.9	1:47.545		7	37.106	203.1	34.680	185.8	5:45.871		6:57.657	Pit
3	35.696	189.8	39.672	153.6	4:00.533		5:15.901	Pit	8	41.161	204.5	35.527	166.9	46.244	171.8	2:02.932	
4	48.537	177.8	37.600	160.2	8:38.692		10:04.829	Pit	9	33.930	228.4	32.471	224.0	40.274	172.5	1:46.675	
5	42.658	212.7	36.018	171.4	43.864	172.1	2:02.540										
5 MICHELISZ HUN SEAT Leon TDI																	
1	11:03.852	160.1	44.179	132.5	51.392	170.6	12:39.423		7	34.198	229.0	32.580	223.6	40.458	172.1	1:47.236	
2	34.317	229.0	32.627	223.6	40.951	170.3	1:47.895		8	34.000	230.1	32.449	223.1	40.368	171.0	1:46.817	
3	38.465	155.9	44.428	112.7	2:47.144		4:10.037	Pit	9	37.872	158.4	42.378	132.0	3:50.239		5:10.489	Pit
4	45.728	194.8	41.016	110.6	48.991	172.5	2:15.735		10	41.060	211.2	35.305	176.7	48.122	171.4	2:04.487	
5	34.122	227.8	32.535	225.4	9:22.141		10:28.798	Pit	11	34.027	227.8	32.437	225.4	39.973	172.1	1:46.437	
6	41.562	179.6	39.030	161.6	43.938	171.4	2:04.530										
6 MULLER FRA Chevrolet Cruze																	
1	11:00.361	155.9	44.614	154.7	49.960	168.8	12:34.935		6	42.356	155.9	44.550	115.2	18:52.483		18:52.483	Pit
2	34.641	222.7	33.171	218.6	40.739	169.9	1:48.551		7	48.428	141.0	39.876	133.0	48.777	169.5	2:17.081	
3	38.416	177.8	36.275	139.8	2:53.520		4:08.211	Pit	8	34.475	223.3	32.485	218.6	40.342	169.9	1:47.302	
4	48.795	188.2	40.674	122.8	49.197	170.3	2:18.666										
5	34.222	226.7	32.398	222.6	40.271	170.3	1:46.891										



Weather/Track: Bright 25c/Dry 44c

Circuit Length - 4.545 kilometres
Marrakech

2010 FIA World Touring Car Championship Qualifying 1 - Sector Analysis Report

Lap	S1 Time	S1 Spd	S2 Time	S2 Spd	S3 Time	S3 Spd	Lap Time	Pit	Lap	S1 Time	S1 Spd	S2 Time	S2 Spd	S3 Time	S3 Spd	Lap Time	Pit	
7 HUFF GBR Chevrolet Cruze																		
1	11:01.124	153.0	44.635	137.4	50.906	169.9	12:36.665		6	41.117	155.7	44.087	127.8				18:55.260	Pit
2	34.488	225.0	32.664	221.3	40.606	171.0	1:47.758		7	47.404	161.0	40.271	154.2	49.413	170.3		2:17.088	
3	38.095	181.4	37.062	175.0	2:53.399		4:08.556	Pit	8	34.315	226.1	31.994	222.6	40.353	171.0		1:46.662	
4	45.649	173.7	41.844	141.1	48.885	171.0	2:16.378											
5	34.434	223.3	32.255	220.4	40.414	169.9	1:47.103											
8 MENU SUI Chevrolet Cruze																		
1	11:02.070	135.7	44.294	136.3	51.391	169.9	12:37.755		4	46.480	189.0	40.521	114.5	49.918	170.6		2:16.919	
2	34.354	226.1	32.616	222.6	40.791	170.3	1:47.761											
3	37.490	185.9	36.810	183.9	2:54.746		4:09.046	Pit										
10 FARFUS BRA BMW 320si																		
1	11:14.746	209.3	41.109	160.7	50.333	166.7	12:46.188		7	34.775	221.6	32.856	216.8	40.526	164.6		1:48.157	
2	34.692	221.1	33.209	203.7	41.881	166.3	1:49.782		8	34.571	221.1	32.727	217.7	40.318	166.3		1:47.616	
3	34.581	221.1	32.891	219.5	3:57.189		5:04.661	Pit	9	34.728	220.0	34.685	199.2	4:53.929			6:03.342	Pit
4	41.249	210.7	33.807	219.0	41.382	166.7	1:56.438		10	41.953	199.5	38.869	160.7	42.488	167.4		2:03.310	
5	34.671	221.6	33.620	141.3	9:24.525		10:32.816	Pit										
6	40.563	208.8	34.022	215.5	42.103	166.3	1:56.688											
11 PRIAULX GBR BMW 320si																		
1	11:16.022	200.8	41.045	156.5	50.081	167.4	12:47.148		6	40.422	219.5	34.110	216.0	42.107	167.0		1:56.639	
2	34.508	221.1	33.030	222.6	42.258	167.0	1:49.796		7	34.379	221.6	32.576	219.9	40.797	166.3		1:47.752	
3	34.275	221.1	32.643	222.6	3:57.668		5:04.586	Pit	8	34.520	221.6	37.172	189.1	6:38.082			7:49.774	Pit
4	41.099	207.8	34.077	217.3	41.428	167.4	1:56.604		9	41.598	201.7	38.679	155.6	42.126	167.4		2:02.403	
5	34.545	221.6	33.209	138.2	9:24.930		10:32.684	Pit										
15 ENGSTLER GER BMW 320si I																		
1	11:13.609	206.4	40.854	151.6	50.803		12:45.266		7	35.103	220.5	34.244	169.5	41.394			1:50.741	
2	34.879	220.5	32.954	219.9	41.179	165.0	1:49.012		8	34.781	221.6	34.444	213.8	41.893			1:51.118	
3	36.121	187.5	39.308	187.1	3:50.058		5:05.487	Pit	9	36.248	222.2	33.250	219.5	41.164			1:50.662	
4	41.316	215.8	33.505	216.8	41.409	165.6	1:56.230		10	34.776	220.0	32.570	216.0	40.195			1:47.541	
5	34.993	220.5	36.202	125.4	9:21.978		10:33.173	Pit										
6	40.742	218.4	33.765	213.8	41.802	164.3	1:56.309											
16 ROMANOV RUS BMW 320si I																		
1	11:35.219	217.9	35.313	201.1	43.556	163.9	12:54.088		7	42.661	177.1	42.149	149.3	49.115	163.6		2:13.925	
2	36.003	220.0	33.871	213.4	42.608	163.2	1:52.482		8	35.633	221.6	33.754	215.1	2:37.392			3:46.779	Pit
3	35.548	220.5	33.570	215.5	42.535	163.6	1:51.653		9	43.903	138.6	37.510	151.6	49.516	164.6		2:10.929	
4	35.974	216.8	35.714	175.0	42.434	164.3	1:54.122		10	35.385	221.1	33.714	214.7	41.915	163.6		1:51.014	
5	36.520	214.7	35.946	189.4			13:57.749	Pit										
6	41.855	198.2	35.512	210.9	1:51.118		3:08.485	Pit										



Weather/Track: Bright 25c/Dry 44c

Circuit Length - 4.545 kilometres
Marrakech

2010 FIA World Touring Car Championship Qualifying 1 - Sector Analysis Report

Lap S1 Time S1 Spd S2 Time S2 Spd S3 Time S3 Spd Lap Time Pit Lap S1 Time S1 Spd S2 Time S2 Spd S3 Time S3 Spd Lap Time Pit

17 NYKJAER							DEN		SEAT Leon TDI						
1	12:46.424	193.1	36.129	187.1	49.443	170.6	14:11.996	7	34.180	228.4	32.454	224.0	40.720	172.1	1:47.354
2	34.635	226.1	32.662	223.1	40.539	171.0	1:47.836	8	36.878	160.4	42.474	132.0	3:44.677		5:04.029 Pit
3	34.295	227.2	39.024	147.9	4:05.357		5:18.676 Pit	9	40.420	208.8	35.776	162.6	46.952	170.3	2:03.148
4	45.890	189.8	37.750	150.2	8:35.986		9:59.626 Pit	10	34.142	228.4	32.447	224.0	40.353	171.8	1:46.942
5	43.259	175.4	37.447	157.6	43.742	171.0	2:04.448								
6	36.462	206.8	35.363	213.0	40.622	170.6	1:52.447								

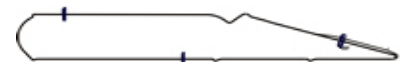
18 BARTH							SUI		SEAT Leon TDI						
1	13:20.337	168.8	45.321	144.1	44.683	171.0	14:50.341	6	34.290	227.8	54.613	219.9	41.573	171.0	2:10.476
2	34.428	225.5	32.545	222.2	5:22.782		6:29.755 Pit	7	34.775	223.8	32.730	220.4	3:37.271		4:44.776 Pit
3	46.010	158.4	37.848	130.4	8:36.051		9:59.909 Pit	8	39.693	189.8	35.706	160.2	47.017	172.1	2:02.416
4	42.167	169.1	37.555	153.4	43.943	170.6	2:03.665	9	33.936	229.5	32.403	226.4	40.560	171.0	1:46.899
5	34.592	227.8	32.629	214.7	41.790	169.9	1:49.011								

19 VAULKHARD							GBR		Chevrolet Lacetti						
1	11:06.661	192.7	43.143	124.7	51.161	167.4	12:40.965	5	34.712	226.7	33.168	221.3	41.944	168.1	1:49.824
2	36.035	223.8	33.479	220.4	42.022	167.7	1:51.536	6	35.434	223.3	36.049	179.4			23:49.372 Pit
3	34.986	226.1	33.389	213.4	48.611	166.3	1:56.986	7	43.721	149.7	38.879	212.1	44.871	167.0	2:07.471
4	34.865	226.1	32.762	222.6	41.401	166.3	1:49.028								

20 O'YOUNG							HKG		Chevrolet Lacetti						
1	11:04.846	168.8	43.929	127.8	51.427	166.7	12:40.202	5	45.780	150.0	45.689	123.7			26:13.339 Pit
2	35.398	221.1	33.317	218.6	41.943	166.7	1:50.658	6	42.113	220.0	34.139	214.2	42.561	166.0	1:58.813
3	34.916	225.0	32.889	218.6	41.508	166.7	1:49.313								
4	35.089	221.1	32.865	218.1	42.329	164.3	1:50.283								

21 BENNANI							MAR		BMW 320si						
1	16:37.011	217.9	33.686	207.6	42.705	164.3	17:53.402	7	35.259	221.1	33.067	216.0	2:24.604		3:32.930 Pit
2	35.574	217.9	33.231	214.2	41.875	163.2	1:50.680	8	41.177	218.4	33.795	215.5	42.181	163.9	1:57.153
3	35.466	218.9	33.298	216.0			11:34.912 Pit	9	35.092	220.0	32.655	216.8	41.197	164.6	1:48.944
4	44.883	177.8	42.533	180.3	43.570	164.3	2:10.986	10	35.014	221.1	32.796	216.8	41.044	164.6	1:48.854
5	35.222	220.5	32.989	218.1	41.771	163.2	1:49.982								
6	35.192	221.1	33.057	216.8	41.204	164.3	1:49.453								

25 HERNANDEZ							ESP		BMW 320si						
1	11:46.069	211.2	34.910	202.2	40.773	165.0	13:01.752	7	34.756	220.5	32.897	218.1	40.903	164.6	1:48.556
2	35.010	219.5	33.322	217.3	41.863	165.3	1:50.195	8	34.796	220.5	33.044	217.3	41.730	165.3	1:49.570
3	34.828	220.5	33.225	219.0	41.496	165.6	1:49.549	9	34.934	219.5	33.157	213.8	41.156	163.9	1:49.247
4	34.925	219.5	33.161	217.7	41.685	165.3	1:49.771	10	38.859	218.4	33.461	202.2	41.946	165.3	1:54.266
5	35.018	220.5	34.122	207.6			13:42.711 Pit								
6	40.153	218.9	33.295	216.4	42.322	165.0	1:55.770								



Weather/Track: Bright 25c/Dry 44c

Circuit Length - 4.545 kilometres
Marrakech

2010 FIA World Touring Car Championship Qualifying 1 - Sector Analysis Report

Lap	S1 Time	S1 Spd	S2 Time	S2 Spd	S3 Time	S3 Spd	Lap Time	Pit	Lap	S1 Time	S1 Spd	S2 Time	S2 Spd	S3 Time	S3 Spd	Lap Time	Pit	
26 D'ASTE									ITA BMW 320si									I
1	11:17.687	214.2	41.182	154.9	49.624	163.9	12:48.493		9	34.821	219.5	32.614	216.0	40.817	163.9	1:48.252		
2	35.067	221.6	33.422	216.8	41.776	163.9	1:50.265		10	34.686	221.6	35.495	181.5	43.473	163.9	1:53.654		
3	34.963	220.5	32.944	215.5	41.855	164.3	1:49.762		11	34.837	221.1	32.739	217.3	41.081	163.9	1:48.657		
4	35.117	218.9	32.767	216.0	41.340	163.6	1:49.224		12	36.033	218.4	33.601	214.2	41.315	164.3	1:50.949		
5	35.175	218.4	33.131	213.8	44.624	165.3	1:52.930		13	34.893	219.5	32.826	214.2	41.179	163.6	1:48.898		
6	35.052	220.5	33.035	215.1	40.987	164.6	1:49.074		14	35.225	218.9	35.589	208.4	41.331	163.9	1:52.145		
7	35.208	218.9	37.071	197.0	9:00.696		10:12.975	Pit										
8	40.667	218.9	33.167	215.5	42.236	164.3	1:56.070											
30 SBAI									MAR Chevrolet Lacetti									I
1	11:08.985	196.9	43.329	133.9	50.825	162.2	12:43.139		8	35.912	211.7	34.555	209.3	44.577	162.2	1:55.044		
2	35.538	219.5	34.655	168.7	45.913	164.3	1:56.106		9	36.220	214.2	34.114	206.8	44.254	163.9	1:54.588		
3	35.355	219.5	34.447	212.5	43.948	163.6	1:53.750		10	35.869	214.2	34.520	208.8	43.485	163.6	1:53.874		
4	35.913	215.8	34.613	211.3	43.613	163.9	1:54.139		11	35.608	215.3	34.180	209.3	43.407	163.9	1:53.195		
5	37.281	211.7	36.822	208.4	45.062	161.6	1:59.165		12	36.506	214.2	33.966	211.3	43.002	164.3	1:53.474		
6	37.250	212.7	35.218	211.7			11:50.744	Pit	13	35.882	217.3	34.761	196.0	44.467	163.6	1:55.110		
7	44.088	176.8	38.369	156.7	47.586	162.2	2:10.043											

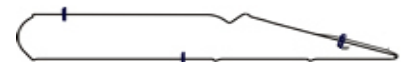


Weather/Track: Bright 25c/Dry 44c

Circuit Length - 4.545 kilometres
Marrakech

2010 FIA World Touring Car Championship Qualifying 1 - Best Sector Speeds Report

SECTOR 1				SECTOR 2				SECTOR 3				
POS	NO	NAME	SPEED	LAP	NO	NAME	SPEED	LAP	NO	NAME	SPEED	LAP
1	5	MICHELISZ	230.1	8	18	BARTH	226.4	9	1	TARQUINI	173.3	10
2	18	BARTH	229.5	9	5	MICHELISZ	225.4	5	4	GENE	172.9	2
3	4	GENE	228.4	2	1	TARQUINI	224.5	6	5	MICHELISZ	172.5	4
4	17	NYKJAER	228.4	7	3	MONTEIRO	224.5	6	17	NYKJAER	172.1	7
5	2	CORONEL	227.8	9	4	GENE	224.0	9	18	BARTH	172.1	8
6	3	MONTEIRO	227.8	7	17	NYKJAER	224.0	7	2	CORONEL	171.8	9
7	1	TARQUINI	227.2	6	2	CORONEL	223.1	9	3	MONTEIRO	171.4	2
8	6	MULLER	226.7	5	6	MULLER	222.6	5	7	HUFF	171.0	2
9	19	VAULKHARD	226.7	5	7	HUFF	222.6	8	8	MENU	170.6	4
10	7	HUFF	226.1	8	8	MENU	222.6	2	6	MULLER	170.3	4
11	8	MENU	226.1	2	11	PRIAULX	222.6	2	19	VAULKHARD	168.1	5
12	20	O'YOUNG	225.0	3	19	VAULKHARD	222.6	4	10	FARFUS	167.4	10
13	15	ENGSTLER	222.2	9	15	ENGSTLER	219.9	2	11	PRIAULX	167.4	1
14	10	FARFUS	221.6	5	10	FARFUS	219.5	3	20	O'YOUNG	166.7	1
15	11	PRIAULX	221.6	5	25	HERNANDEZ	219.0	3	15	ENGSTLER	165.6	4
16	16	ROMANOV	221.6	8	20	O'YOUNG	218.6	2	25	HERNANDEZ	165.6	3
17	26	D'ASTE	221.6	2	21	BENNANI	218.1	5	26	D'ASTE	165.3	5
18	21	BENNANI	221.1	6	26	D'ASTE	217.3	11	16	ROMANOV	164.6	9
19	25	HERNANDEZ	220.5	3	16	ROMANOV	215.5	3	21	BENNANI	164.6	9
20	30	SBAI	219.5	2	30	SBAI	212.5	3	30	SBAI	164.3	2



Weather/Track: Bright 25c/Dry 44c

Circuit Length - 4.545 kilometres
Marrakech

2010 FIA World Touring Car Championship Qualifying 1 - Best Sector Times Report

POS	SECTOR 1			SECTOR 2			SECTOR 3			NO	NAME	IDEAL/BEST LAP COMPARISON			DIFF
	NO	TIME	LAP	NO	TIME	LAP	NO	TIME	LAP			IDEAL	BEST	LAP	
1	4	33.930	9	7	31.994	8	5	39.973	11	1	TARQUINI	1:46.248	1:46.626	10	+ 0.378
2	18	33.936	9	1	32.108	6	15	40.195	10	5	MICHELISZ	1:46.410	1:46.437	11	+ 0.027
3	1	33.941	7	3	32.209	9	1	40.199	10	7	HUFF	1:46.662	1:46.662	8	+ 0.000
4	5	34.000	8	6	32.398	5	6	40.271	5	4	GENE	1:46.675	1:46.675	9	+ 0.000
5	2	34.064	9	18	32.403	9	4	40.274	9	6	MULLER	1:46.891	1:46.891	5	+ 0.000
6	3	34.084	7	5	32.437	11	10	40.318	8	18	BARTH	1:46.899	1:46.899	9	+ 0.000
7	17	34.142	10	17	32.447	10	7	40.353	8	17	NYKJAER	1:46.942	1:46.942	10	+ 0.000
8	6	34.222	5	4	32.471	9	17	40.353	10	2	CORONEL	1:47.139	1:47.139	9	+ 0.000
9	11	34.275	3	15	32.570	10	2	40.399	9	3	MONTEIRO	1:47.321	1:47.601	8	+ 0.280
10	7	34.315	8	11	32.576	7	18	40.560	9	15	ENGSTLER	1:47.541	1:47.541	10	+ 0.000
11	8	34.354	2	26	32.614	9	25	40.773	1	10	FARFUS	1:47.616	1:47.616	8	+ 0.000
12	10	34.571	8	8	32.616	2	8	40.791	2	11	PRIAULX	1:47.648	1:47.752	7	+ 0.104
13	26	34.686	10	21	32.655	9	11	40.797	7	8	MENU	1:47.761	1:47.761	2	+ 0.000
14	19	34.712	5	2	32.676	9	26	40.817	9	26	D'ASTE	1:48.117	1:48.252	9	+ 0.135
15	25	34.756	7	10	32.727	8	3	41.028	8	25	HERNANDEZ	1:48.426	1:48.556	7	+ 0.130
16	15	34.776	10	19	32.762	4	21	41.044	10	21	BENNANI	1:48.713	1:48.854	10	+ 0.141
17	20	34.916	3	20	32.865	4	19	41.401	4	19	VAULKHARD	1:48.875	1:49.028	4	+ 0.153
18	21	35.014	10	25	32.897	7	20	41.508	3	20	O'YOUNG	1:49.289	1:49.313	3	+ 0.024
19	30	35.355	3	16	33.570	3	16	41.915	10	16	ROMANOV	1:50.870	1:51.014	10	+ 0.144
20	16	35.385	10	30	33.966	12	30	43.002	12	30	SBAI	1:52.323	1:53.195	11	+ 0.872

'Perfect Lap' - 1:45.897



Weather/Track: Bright 25c/Dry 44c

Circuit Length - 4.545 kilometres
Marrakech

**2010 FIA World Touring Car Championship
QUALIFYING 2 - PROVISIONAL CLASSIFICATION**

POS	NO	CLS DRIVER	NAT	CAR	TIME	LAPS	GAP	KPH
1	1	Gabriele TARQUINI	ITA	SEAT Leon TDI	1:45.830	6		154.60
2	7	Robert HUFF	GBR	Chevrolet Cruze	1:46.364	7	0.534	153.83
3	4	Jordi GENE	ESP	SEAT Leon TDI	1:46.375	6	0.545	153.81
4	3	Tiago MONTEIRO	POR	SEAT Leon TDI	1:46.696	6	0.866	153.35
5	6	Yvan MULLER	FRA	Chevrolet Cruze	1:46.705	7	0.875	153.33
6	17	Michel NYKJAER	DEN	SEAT Leon TDI	1:46.751	7	0.921	153.27
7	2	Tom CORONEL	NED	SEAT Leon TDI	1:47.044	7	1.214	152.85
8	18	Fredy BARTH	SUI	SEAT Leon TDI	1:48.027	6	2.197	151.46
9	15	Franz ENGSTLER	GER	BMW 320si	1:48.994	2	3.164	150.11

Subject to technical scrutineering. For Media Information Purposes - No Regulatory Value.

Weather/Track: Bright 26c/Dry 43c Car 5 did not participate

Marrakech

Circuit Length = 4.5450 km.

Start: 15:12 End: 15:36

Race Director:	Steward:	Timekeeper:	Issued at:
----------------	----------	-------------	------------

**2010 FIA World Touring Car Championship
QUALIFYING 2 RESULT**

POS	NO	CLS DRIVER	NAT	CAR	TIME	LAPS	GAP	KPH
1	1	Gabriele TARQUINI	ITA	SEAT Leon TDI	1:45.830	6		154.60
2	7	Robert HUFF	GBR	Chevrolet Cruze	1:46.364	7	0.534	153.83
3	4	Jordi GENE	ESP	SEAT Leon TDI	1:46.375	6	0.545	153.81
4	3	Tiago MONTEIRO	POR	SEAT Leon TDI	1:46.696	6	0.866	153.35
5	6	Yvan MULLER	FRA	Chevrolet Cruze	1:46.705	7	0.875	153.33
6	17	Michel NYKJAER	DEN	SEAT Leon TDI	1:46.751	7	0.921	153.27
7	2	Tom CORONEL	NED	SEAT Leon TDI	1:47.044	7	1.214	152.85
8	18	Fredy BARTH	SUI	SEAT Leon TDI	1:48.027	6	2.197	151.46
9	15	Franz ENGSTLER	GER	BMW 320si	1:48.994	2	3.164	150.11

Marrakech

Circuit Length = 4.5450 km.

Start: 15:12 End: 15:36

Weather/Track: Bright 26c/Dry 43c. Car 5 did not participate.

Steward:	Steward:	Steward:	Issued at:
----------	----------	----------	------------

2010 FIA World Touring Car Championship

Qualifying 2 - Sector Analysis Report

Lap	S1 Time	S1 Spd	S2 Time	S2 Spd	S3 Time	S3 Spd	Lap Time	Pit	Lap	S1 Time	S1 Spd	S2 Time	S2 Spd	S3 Time	S3 Spd	Lap Time	Pit
1 TARQUINI ITA SEAT Leon TDI																	
1	23:05.702	180.3	36.077	218.6	43.199	171.4	24:24.978		5	33.919	226.7	32.015	224.5	39.896	173.3	1:45.830	
2	34.441	223.3	32.102	222.6	40.299	171.0	1:46.842		6	33.849	229.0	32.199	224.0	40.148	171.8	1:46.196	
3	36.283	178.9	42.536	131.0	9:44.293		11:03.112	Pit									
4	44.546	190.2	35.277	189.4	44.128	172.1	2:03.951										
2 CORONEL NED SEAT Leon TDI																	
1	23:08.382	163.9	37.753	198.5	42.342	171.0	24:28.477		5	34.362	223.8	32.491	221.7	40.578	171.4	1:47.431	
2	34.125	227.8	32.341	224.0	40.907	171.4	1:47.373		6	34.184	225.5	34.545	225.0	40.562	171.8	1:49.291	
3	34.788	159.2	45.706	127.8	9:37.766		10:58.260	Pit	7	34.209	225.0	32.357	221.3	40.478	171.4	1:47.044	
4	42.907	199.5	35.575	190.4	42.911	171.0	2:01.393										
3 MONTEIRO POR SEAT Leon TDI																	
1	23:06.115	163.9	37.578	213.0	42.143	170.6	24:25.836		5	34.135	229.5	32.091	225.9	40.558	171.8	1:46.784	
2	34.219	227.2	32.340	223.6	40.764	171.0	1:47.323		6	33.912	229.0	32.004	226.8	40.780	171.8	1:46.696	
3	35.834	182.1	43.107	124.4	9:44.836		11:03.777	Pit									
4	43.163	187.1	36.485	198.5	42.889	172.1	2:02.537										
4 GENE ESP SEAT Leon TDI																	
1	23:07.430	168.2	37.656	213.4	42.173	172.1	24:27.259		5	34.045	226.7	32.311	223.1	40.019	172.5	1:46.375	
2	34.395	226.1	32.494	224.0	40.263	172.5	1:47.152		6	33.939	227.8	32.488	222.2	41.230	168.8	1:47.657	
3	35.413	171.4	44.325	125.2	9:41.838		11:01.576	Pit									
4	42.795	191.8	35.152	184.6	43.489	172.9	2:01.436										
6 MULLER FRA Chevrolet Cruze																	
1	23:13.872	161.2	37.743	202.2	42.573	170.3	24:34.188		5	34.431	226.1	32.298	225.0	40.202	171.0	1:46.931	
2	34.182	225.5	32.330	223.1	40.193	170.3	1:46.705		6	34.037	226.7	32.421	225.4	40.736	170.6	1:47.194	
3	36.680	142.8	45.494	115.0	9:40.100		11:02.274	Pit	7	36.312	191.8	34.675	219.9	40.999	169.9	1:51.986	
4	42.974	202.7	35.916	209.3	42.897	171.0	2:01.787										
7 HUFF GBR Chevrolet Cruze																	
1	23:15.719	168.8	37.922	197.0	42.722	170.6	24:36.363		5	34.568	226.7	32.223	224.5	40.531	170.6	1:47.322	
2	34.404	225.5	32.153	223.1	40.620	169.9	1:47.177		6	35.532	207.3	32.632	216.0	42.066	171.8	1:50.230	
3	36.418	149.7	44.823	119.7	9:37.115		10:58.356	Pit	7	34.140	227.2	31.955	221.3	40.269	169.5	1:46.364	
4	43.175	206.4	35.362	211.3	43.545	171.8	2:02.082										
15 ENGSTLER GER BMW 320si I																	
1	23:17.638	156.5	37.362	189.4	42.542		24:37.542										
2	34.757	220.5	32.349	221.7	41.888		1:48.994										



Weather/Track: Bright 26c/Dry 43c

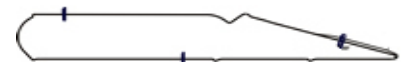
Circuit Length - 4.545 kilometres
Marrakech

2010 FIA World Touring Car Championship Qualifying 2 - Sector Analysis Report

Lap S1 Time S1 Spd S2 Time S2 Spd S3 Time S3 Spd Lap Time Pit Lap S1 Time S1 Spd S2 Time S2 Spd S3 Time S3 Spd Lap Time Pit

17 NYKJAER				DEN				SEAT Leon TDI						
1	23:09.606	169.4	37.975 208.8	41.947	170.6	24:29.528	5	41.864	201.3	34.543	208.4	42.828	171.8	1:59.235
2	34.104	228.4	32.354 224.0	40.293	171.8	1:46.751	6	34.276	225.5	32.675	221.3	39.990	172.1	1:46.941
3	35.175	159.8	46.512 117.3	9:40.281		11:01.968 Pit	7	34.129	226.1	32.603	223.6	42.251	168.5	1:48.983
4	43.694	202.7	36.022 195.6	42.950	172.5	2:02.666								

18 BARTH				SUI				SEAT Leon TDI						
1	23:11.455	168.2	37.691 208.8	41.200	170.3	24:30.346	5	34.743	226.1	32.694	222.2	41.047	171.0	1:48.484
2	34.335	229.5	32.499 224.5	42.006	170.3	1:48.840	6	34.409	226.1	32.695	222.2	40.923	172.1	1:48.027
3	34.927	161.2	46.287 125.8	9:39.124		11:00.338 Pit								
4	44.049	200.0	35.452 195.2	43.306	171.8	2:02.807								

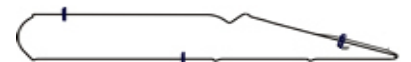


Weather/Track: Bright 26c/Dry 43c

Circuit Length - 4.545 kilometres
Marrakech

2010 FIA World Touring Car Championship Qualifying 2 - Best Sector Speeds Report

SECTOR 1				SECTOR 2				SECTOR 3				
POS	NO	NAME	SPEED	LAP	NO	NAME	SPEED	LAP	NO	NAME	SPEED	LAP
1	3	MONTEIRO	229.5	5	3	MONTEIRO	226.8	6	1	TARQUINI	173.3	5
2	18	BARTH	229.5	2	6	MULLER	225.4	6	4	GENE	172.9	4
3	1	TARQUINI	229.0	6	2	CORONEL	225.0	6	17	NYKJAER	172.5	4
4	17	NYKJAER	228.4	2	1	TARQUINI	224.5	5	3	MONTEIRO	172.1	4
5	2	CORONEL	227.8	2	7	HUFF	224.5	5	18	BARTH	172.1	6
6	4	GENE	227.8	6	18	BARTH	224.5	2	2	CORONEL	171.8	6
7	7	HUFF	227.2	7	4	GENE	224.0	2	7	HUFF	171.8	4
8	6	MULLER	226.7	6	17	NYKJAER	224.0	2	6	MULLER	171.0	4
9	15	ENGSTLER	220.5	2	15	ENGSTLER	221.7	2				



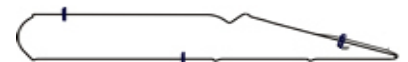
Weather/Track: Bright 26c/Dry 43c

Circuit Length - 4.545 kilometres
Marrakech

2010 FIA World Touring Car Championship Qualifying 2 - Best Sector Times Report

POS	SECTOR 1			SECTOR 2			SECTOR 3			NO	NAME	IDEAL/BEST LAP COMPARISON			DIFF
	NO	TIME	LAP	NO	TIME	LAP	NO	TIME	LAP			IDEAL	BEST	LAP	
1	1	33.849	6	7	31.955	7	1	39.896	5	1	TARQUINI	1:45.760	1:45.830	5	+ 0.070
2	3	33.912	6	3	32.004	6	17	39.990	6	4	GENE	1:46.269	1:46.375	5	+ 0.106
3	4	33.939	6	1	32.015	5	4	40.019	5	7	HUFF	1:46.364	1:46.364	7	+ 0.000
4	6	34.037	6	6	32.298	5	6	40.193	2	17	NYKJAER	1:46.448	1:46.751	2	+ 0.303
5	17	34.104	2	4	32.311	5	7	40.269	7	3	MONTEIRO	1:46.474	1:46.696	6	+ 0.222
6	2	34.125	2	2	32.341	2	2	40.478	7	6	MULLER	1:46.528	1:46.705	2	+ 0.177
7	7	34.140	7	15	32.349	2	3	40.558	5	2	CORONEL	1:46.944	1:47.044	7	+ 0.100
8	18	34.335	2	17	32.354	2	18	40.923	6	18	BARTH	1:47.757	1:48.027	6	+ 0.270
9	15	34.757	2	18	32.499	2	15	41.888	2	15	ENGSTLER	1:48.994	1:48.994	2	+ 0.000

'Perfect Lap' - 1:45.700



Weather/Track: Bright 26c/Dry 43c

Circuit Length - 4.545 kilometres
Marrakech

**2010 FIA World Touring Car Championship
COMBINED QUALIFYING RESULT**

POS	NO	CLS	DRIVER	NAT	CAR	Q1	Q2
1	1		Gabriele TARQUINI	ITA	SEAT Leon TDI	1:46.626	1:45.830
2	7		Robert HUFF	GBR	Chevrolet Cruze	1:46.662	1:46.364
3	4		Jordi GENE	ESP	SEAT Leon TDI	1:46.675	1:46.375
4	3		Tiago MONTEIRO	POR	SEAT Leon TDI	1:47.601	1:46.696
5	6		Yvan MULLER	FRA	Chevrolet Cruze	1:46.891	1:46.705
6	17		Michel NYKJAER	DEN	SEAT Leon TDI	1:46.942	1:46.751
7	2		Tom CORONEL	NED	SEAT Leon TDI	1:47.139	1:47.044
8	18		Fredy BARTH	SUI	SEAT Leon TDI	1:46.899	1:48.027
9	15	I	Franz ENGSTLER	GER	BMW 320si	1:47.541	1:48.994
10	5		Norbert MICHELISZ	HUN	SEAT Leon TDI	1:46.437	N / S
11	10		Augusto FARFUS	BRA	BMW 320si	1:47.616	
12	11		Andy PRIAULX	GBR	BMW 320si	1:47.752	
13	8		Alain MENU	SUI	Chevrolet Cruze	1:47.761	
14	26	I	Stefano D'ASTE	ITA	BMW 320si	1:48.252	
15	25	I	Sergio HERNANDEZ	ESP	BMW 320si	1:48.556	
16	21	I	Mehdi BENNANI	MAR	BMW 320si	1:48.854	
17	19	I	Harry VAULKHARD	GBR	Chevrolet Lacetti	1:49.028	
18	20	I	Darryl O'YOUNG	HKG	Chevrolet Lacetti	1:49.313	
19	16	I	Andrei ROMANOV	RUS	BMW 320si	1:51.014	
20	30	I	Ismail SBAI	MAR	Chevrolet Lacetti	1:53.195	

Marrakech

Circuit Length = 4.5450 km.

Start: 14:15 End: 15:36

Steward:	Steward:	Steward:	Issued at:
----------	----------	----------	------------

**2010 FIA World Touring Car Championship
WARM UP**

POS	NO	CLS	DRIVER	NAT	CAR	TIME	LAPS	GAP	KPH
1	2		Tom CORONEL	NED	SEAT Leon TDI	1:46.125	8		154.17
2	3		Tiago MONTEIRO	POR	SEAT Leon TDI	1:46.144	7	0.019	154.14
3	4		Jordi GENE	ESP	SEAT Leon TDI	1:46.443	7	0.318	153.71
4	10		Augusto FARFUS	BRA	BMW 320si	1:46.512	8	0.387	153.61
5	18		Fredy BARTH	SUI	SEAT Leon TDI	1:46.763	6	0.638	153.25
6	11		Andy PRIAULX	GBR	BMW 320si	1:46.814	8	0.689	153.18
7	7		Robert HUFF	GBR	Chevrolet Cruze	1:46.978	8	0.853	152.94
8	6		Yvan MULLER	FRA	Chevrolet Cruze	1:47.052	6	0.927	152.84
9	8		Alain MENU	SUI	Chevrolet Cruze	1:47.273	8	1.148	152.52
10	5		Norbert MICHELISZ	HUN	SEAT Leon TDI	1:47.697	6	1.572	151.92
11	15	I	Franz ENGSTLER	GER	BMW 320si	1:47.860	6	1.735	151.69
12	21	I	Mehdi BENNANI	MAR	BMW 320si	1:48.015	8	1.890	151.47
13	17		Michel NYKJAER	DEN	SEAT Leon TDI	1:48.123	6	1.998	151.32
14	26	I	Stefano D'ASTE	ITA	BMW 320si	1:49.134	3	3.009	149.92
15	19	I	Harry VAULKHARD	GBR	Chevrolet Lacetti	1:49.363	5	3.238	149.61
16	20	I	Darryl O'YOUNG	HKG	Chevrolet Lacetti	1:49.639	8	3.514	149.23
17	25	I	Sergio HERNANDEZ	ESP	BMW 320si	1:51.593	3	5.468	146.62
18	16	I	Andrei ROMANOV	RUS	BMW 320si	1:51.863	5	5.738	146.26
19	30	I	Ismail SBAI	MAR	Chevrolet Lacetti	1:52.831	6	6.706	145.01
20	1		Gabriele TARQUINI	ITA	SEAT Leon TDI	1:54.851	6	8.726	142.46

For Media Information Purposes - No Regulatory Value.

Weather/Track: Sun 20c/Dry 29c

Marrakech

Circuit Length = 4.5450 km.

Start: 09:30 End: 09:45

Race Director:	Steward:	Timekeeper:	Issued at:
----------------	----------	-------------	------------

2010 FIA World Touring Car Championship Warm-Up - Sector Analysis Report

Lap	S1 Time	S1 Spd	S2 Time	S2 Spd	S3 Time	S3 Spd	Lap Time	Pit	Lap	S1 Time	S1 Spd	S2 Time	S2 Spd	S3 Time	S3 Spd	Lap Time	Pit	
1 TARQUINI ITA SEAT Leon TDI																		
1	10:55.858	201.3	36.076	197.8	50.899	130.6	12:22.833		5	33.902	229.5	32.112	226.4	2:51.912			3:57.926	Pit
2	37.125	198.2	37.253	178.2	52.444	132.4	2:06.822		6	46.597	219.5	34.228	221.3	42.933	171.8		2:03.758	
3	36.555	225.0	41.121	143.8	51.695	132.0	2:09.371											
4	38.897	165.1	34.811	223.1	41.143	172.5	1:54.851											
2 CORONEL NED SEAT Leon TDI																		
1	10:56.779	186.7	35.693	185.2	47.485	168.5	12:19.957		6	34.169	225.5	32.089	222.6	40.749	172.1		1:47.007	
2	35.142	221.6	32.962	221.3	41.246	171.4	1:49.350		7	34.274	225.5	32.167	221.7	40.404	172.1		1:46.845	
3	34.336	224.4	32.618	222.6	40.940	171.8	1:47.894		8	33.979	226.7	31.943	223.1	40.203	172.1		1:46.125	
4	34.280	225.5	32.292	223.1	40.754	172.5	1:47.326											
5	34.118	227.8	32.525	224.5	40.533	172.1	1:47.176											
3 MONTEIRO POR SEAT Leon TDI																		
1	11:05.935	143.7	40.237	138.9	47.281	169.5	12:33.453		5	33.864	227.8	32.147	224.5	40.372	172.1		1:46.383	
2	37.436	164.2	36.201	180.3	45.425	154.0	1:59.062		6	33.955	229.0	31.809	225.0	44.290	171.4		1:50.054	
3	38.141	162.1	39.840	156.2	46.433	171.0	2:04.414		7	34.040	225.5	31.897	222.6	40.207	171.4		1:46.144	
4	34.226	227.8	32.236	225.4	40.519	173.6	1:46.981											
4 GENE ESP SEAT Leon TDI																		
1	11:00.089	180.3	35.701	167.4	51.441	128.1	12:27.231		5	33.855	230.1	32.589	225.9	40.509	173.6		1:46.953	
2	37.133	205.9	37.370	133.3	53.084	117.8	2:07.587		6	33.853	229.0	32.392	225.9	40.198	172.9		1:46.443	
3	40.986	132.5	42.606	151.4	44.148	173.3	2:07.740		7	33.955	224.4	32.775	226.4	40.863	172.9		1:47.593	
4	34.120	230.7	34.734	201.8	43.908	172.9	1:52.762											
5 MICHELISZ HUN SEAT Leon TDI																		
1	11:05.118	193.5	35.199	202.6	48.181	170.3	12:28.498		5	34.160	228.4	32.644	225.4	40.893	172.9		1:47.697	
2	36.286	206.4	34.185	220.8	2:41.733		3:52.204	Pit	6	34.142	226.7	32.688	225.0	1:00.563			2:07.393	Pit
3	54.797	227.8	34.553	222.6	41.083	172.5	2:10.433											
4	35.525	228.4	32.693	225.9	40.652	172.9	1:48.870											
6 MULLER FRA Chevrolet Cruze																		
1	10:56.420	182.1	37.468	174.1	52.203	139.6	12:26.091		5	34.469	178.2	35.030	220.4	42.592	169.9		1:52.091	
2	38.606	161.2	36.225	182.7	49.201	132.2	2:04.032		6	34.273	225.5	32.311	222.6	40.468	169.9		1:47.052	
3	36.762	222.7	39.168	142.4	48.339	168.1	2:04.269											
4	34.717	223.8	32.850	219.9	41.508	169.2	1:49.075											
7 HUFF GBR Chevrolet Cruze																		
1	10:57.533	177.8	37.218	161.1	53.240	139.1	12:27.991		6	34.305	224.4	32.271	219.9	41.016	169.9		1:47.592	
2	38.549	185.1	35.237	184.3	49.718	125.1	2:03.504		7	34.418	225.0	32.216	221.3	40.479	168.8		1:47.113	
3	44.196	171.1	37.214	161.9	46.533	169.2	2:07.943		8	34.355	225.5	32.233	218.6	40.390	168.8		1:46.978	
4	34.551	225.0	32.457	221.3	40.637	169.9	1:47.645											
5	34.376	226.1	32.197	223.1	40.421	169.5	1:46.994											



Weather/Track: Sun 20c/Dry 29c

Circuit Length - 4.545 kilometres
Marrakech

2010 FIA World Touring Car Championship Warm-Up - Sector Analysis Report

Lap	S1 Time	S1 Spd	S2 Time	S2 Spd	S3 Time	S3 Spd	Lap Time	Pit	Lap	S1 Time	S1 Spd	S2 Time	S2 Spd	S3 Time	S3 Spd	Lap Time	Pit
8 MENU SUI Chevrolet Cruze																	
1	10:55.212	187.1	36.818	150.6	1:56.313		13:28.343	Pit	6	34.357	223.3	32.582	219.0	40.775	168.8	1:47.714	
2	43.387	195.2	37.904	177.6	44.807	167.4	2:06.098		7	34.399	224.4	32.603	219.0	40.929	169.2	1:47.931	
3	42.005	173.0	40.721	152.7	44.973	168.5	2:07.699		8	34.391	224.4	32.479	220.4	40.403	169.2	1:47.273	
4	34.755	222.7	32.914	218.6	44.507	169.2	1:52.176										
5	34.428	223.8	32.696	219.5	40.873	169.2	1:47.997										
10 FARFUS BRA BMW 320si																	
1	11:48.042	191.4	34.560	215.5	49.043	145.3	13:11.645		6	34.338	220.5	32.330	219.9	39.897	168.5	1:46.565	
2	35.965	220.0	33.230	218.1	41.102	167.4	1:50.297		7	34.401	221.6	32.484	220.4	40.179	168.1	1:47.064	
3	34.610	221.6	32.910	219.0	40.477	167.4	1:47.997		8	34.259	222.2	32.253	220.4	40.000	168.8	1:46.512	
4	36.264	220.0	32.744	219.9	40.264	168.5	1:49.272										
5	34.371	221.6	32.475	220.8	40.025	168.5	1:46.871										
11 PRIAULX GBR BMW 320si																	
1	11:03.534	178.9	35.154	180.9	47.809	146.3	12:26.497		6	34.235	221.6	32.432	220.8	40.559	168.8	1:47.226	
2	40.172	156.2	37.768	187.5	43.310	167.7	2:01.250		7	34.215	221.6	32.347	220.8	40.252	168.5	1:46.814	
3	34.604	221.6	32.775	220.8	40.681	168.5	1:48.060		8	34.133	221.1	32.226	223.1	40.463	169.5	1:46.822	
4	34.404	220.5	32.674	219.0	40.616	169.2	1:47.694										
5	34.497	221.6	32.602	220.4	40.217	168.5	1:47.316										
15 ENGSTLER GER BMW 320si I																	
1	11:19.180	171.7	36.862	167.4	44.207	166.3	12:40.249		5	34.700	221.1	32.656	220.8	41.224	167.0	1:48.580	
2	35.287	215.8	34.394	194.9	43.580	167.4	1:53.261		6	34.710	221.1	32.611	221.3	40.539	167.4	1:47.860	
3	35.387	220.5	33.564	218.1	41.191	166.7	1:50.142										
4	34.983	217.3	40.138	154.0	49.467	166.3	2:04.588										
16 ROMANOV RUS BMW 320si I																	
1	11:08.016	160.7	42.021	161.1	2:21.567		14:11.604	Pit	4	35.561	221.1	34.912	217.7	42.101	166.0	1:52.574	
2	45.752	212.7	34.729	211.3	1:11.463		2:31.944	Pit	5	35.729	220.5	33.759	218.1	42.375	165.3	1:51.863	
3	40.849	218.9	34.979	180.0	44.629	166.3	2:00.457										
17 NYKJAER DEN SEAT Leon TDI																	
1	11:06.953	149.5	40.055	143.6	47.347	169.9	12:34.355		5	34.469	226.1	32.891	221.3	40.763	172.1	1:48.123	
2	37.647	184.4	36.090	161.9	44.839	158.4	1:58.576		6	34.486	217.9	34.793	150.6	1:08.874		2:18.153	Pit
3	36.234	221.6	33.567	204.1	41.495	172.5	1:51.296										
4	34.433	226.1	33.609	222.2	40.474	172.1	1:48.516										
18 BARTH SUI SEAT Leon TDI																	
1	13:49.423	223.8	32.735	223.6	41.481	172.1	15:03.639		5	33.987	229.0	32.266	224.0	40.510	173.3	1:46.763	
2	34.289	227.8	36.008	223.1	41.053	172.1	1:51.350		6	34.019	229.0	32.373	223.6	41.302	173.3	1:47.694	
3	34.022	228.4	32.627	225.0	40.653	172.9	1:47.302										
4	34.197	229.0	32.110	225.4	41.038	172.5	1:47.345										



Weather/Track: Sun 20c/Dry 29c

Circuit Length - 4.545 kilometres
Marrakech

2010 FIA World Touring Car Championship Warm-Up - Sector Analysis Report

Lap	S1 Time	S1 Spd	S2 Time	S2 Spd	S3 Time	S3 Spd	Lap Time	Pit	Lap	S1 Time	S1 Spd	S2 Time	S2 Spd	S3 Time	S3 Spd	Lap Time	Pit
19 VAULKHARD									GBR Chevrolet Lacetti								
1	11:11.805	189.8	37.460	165.1	46.782	167.7	12:36.047		4	34.913	227.2	33.582	222.6	41.691	169.2	1:50.186	
2	37.451	157.0	37.065	192.5	44.459	168.5	1:58.975		5	34.856	227.8	33.026	220.8	41.481	168.8	1:49.363	
3	35.593	222.2	34.677	209.3	41.744	169.2	1:52.014										
20 O'YOUNG									HKG Chevrolet Lacetti								
1	11:10.506	184.8	37.680	173.0	46.826	168.1	12:35.012		6	34.817	226.1	33.239	218.1	45.606	168.5	1:53.662	
2	37.810	176.4	36.038	162.6	45.439	167.7	1:59.287		7	36.961	210.2	35.318	220.4	41.874	168.1	1:54.153	
3	35.321	227.2	33.790	219.9	42.421	167.0	1:51.532		8	34.840	222.7	32.895	219.0	41.904	168.5	1:49.639	
4	34.807	226.1	33.681	219.0	42.030	168.5	1:50.518										
5	34.850	225.0	34.542	211.3	42.082	168.8	1:51.474										
21 BENNANI									MAR BMW 320si								
1	10:59.121	216.8	36.110	159.2	50.861	164.6	12:26.092		6	34.970	220.5	32.643	216.8	41.241	165.3	1:48.854	
2	35.508	221.1	33.359	215.5	42.123	165.0	1:50.990		7	34.888	220.5	32.647	217.3	41.189	165.3	1:48.724	
3	35.213	220.5	32.884	217.3	41.609	165.3	1:49.706		8	34.752	221.1	32.485	216.4	40.778	166.3	1:48.015	
4	35.019	220.5	32.695	217.3	41.494	165.3	1:49.208										
5	35.034	220.5	32.929	217.3	41.865	165.3	1:49.828										
25 HERNANDEZ									ESP BMW 320si								
1	13:57.899	171.7	36.081	179.1	45.796	161.9	15:19.776		3	35.153	207.3	34.341	212.5	42.099	166.3	1:51.593	
2	38.073	190.2	36.014	186.5	43.715	167.0	1:57.802										
26 D'ASTE									ITA BMW 320si								
1	13:50.037	163.3	41.130	162.6	48.263	161.6	15:19.430		3	35.303	218.9	33.042	215.1	40.789	164.6	1:49.134	
2	37.629	180.3	36.224	185.5	43.353	164.6	1:57.206										
30 SBAl									MAR Chevrolet Lacetti								
1	11:22.531	118.7	41.138	167.4	48.505	156.2	12:52.174		5	35.860	215.3	34.221	213.4	43.152	166.0	1:53.233	
2	37.815	178.2	38.275	209.7	2:32.746		3:48.836 Pit		6	35.804	218.4	34.110	210.5	42.917	163.6	1:52.831	
3	45.590	143.5	39.850	181.8	44.556	165.6	2:09.996										
4	35.867	215.3	34.584	215.1	44.299	163.9	1:54.750										

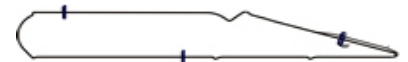


Weather/Track: Sun 20c/Dry 29c

Circuit Length - 4.545 kilometres
Marrakech

2010 FIA World Touring Car Championship Warm-Up - Best Sector Speeds Report

SECTOR 1				SECTOR 2				SECTOR 3				
POS	NO	NAME	SPEED	LAP	NO	NAME	SPEED	LAP	NO	NAME	SPEED	LAP
1	4	GENE	230.7	4	1	TARQUINI	226.4	5	3	MONTEIRO	173.6	4
2	1	TARQUINI	229.5	5	4	GENE	226.4	7	4	GENE	173.6	5
3	3	MONTEIRO	229.0	6	5	MICHELISZ	225.9	4	18	BARTH	173.3	5
4	18	BARTH	229.0	4	3	MONTEIRO	225.4	4	5	MICHELISZ	172.9	4
5	5	MICHELISZ	228.4	4	18	BARTH	225.4	4	1	TARQUINI	172.5	4
6	2	CORONEL	227.8	5	2	CORONEL	224.5	5	2	CORONEL	172.5	4
7	19	VAULKHARD	227.8	5	7	HUFF	223.1	5	17	NYKJAER	172.5	3
8	20	O'YOUNG	227.2	3	11	PRIAULX	223.1	8	6	MULLER	169.9	5
9	7	HUFF	226.1	5	6	MULLER	222.6	6	7	HUFF	169.9	4
10	17	NYKJAER	226.1	5	19	VAULKHARD	222.6	4	11	PRIAULX	169.5	8
11	6	MULLER	225.5	6	15	ENGSTLER	221.3	6	8	MENU	169.2	4
12	8	MENU	224.4	7	17	NYKJAER	221.3	5	19	VAULKHARD	169.2	3
13	10	FARFUS	222.2	8	10	FARFUS	220.8	5	10	FARFUS	168.8	8
14	11	PRIAULX	221.6	3	8	MENU	220.4	8	20	O'YOUNG	168.8	5
15	15	ENGSTLER	221.1	5	20	O'YOUNG	220.4	7	15	ENGSTLER	167.4	2
16	16	ROMANOV	221.1	4	16	ROMANOV	218.1	5	25	HERNANDEZ	167.0	2
17	21	BENNANI	221.1	2	21	BENNANI	217.3	3	16	ROMANOV	166.3	3
18	26	D'ASTE	218.9	3	26	D'ASTE	215.1	3	21	BENNANI	166.3	8
19	30	SBAI	218.4	6	30	SBAI	215.1	4	30	SBAI	166.0	5
20	25	HERNANDEZ	207.3	3	25	HERNANDEZ	212.5	3	26	D'ASTE	164.6	2



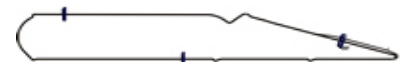
Weather/Track: Sun 20c/Dry 29c

Circuit Length - 4.545 kilometres
Marrakech

2010 FIA World Touring Car Championship Warm-Up - Best Sector Times Report

POS	SECTOR 1			SECTOR 2			SECTOR 3			NO	NAME	IDEAL/BEST LAP COMPARISON			DIFF
	NO	TIME	LAP	NO	TIME	LAP	NO	TIME	LAP			IDEAL	BEST	LAP	
1	4	33.853	6	3	31.809	6	10	39.897	6	3	MONTEIRO	1:45.880	1:46.144	7	+ 0.264
2	3	33.864	5	2	31.943	8	4	40.198	6	2	CORONEL	1:46.125	1:46.125	8	+ 0.000
3	1	33.902	5	18	32.110	4	2	40.203	8	10	FARFUS	1:46.409	1:46.512	8	+ 0.103
4	2	33.979	8	1	32.112	5	3	40.207	7	4	GENE	1:46.443	1:46.443	6	+ 0.000
5	18	33.987	5	7	32.197	5	11	40.217	5	11	PRIAULX	1:46.576	1:46.814	7	+ 0.238
6	11	34.133	8	11	32.226	8	7	40.390	8	18	BARTH	1:46.607	1:46.763	5	+ 0.156
7	5	34.142	6	10	32.253	8	8	40.403	8	7	HUFF	1:46.892	1:46.978	8	+ 0.086
8	10	34.259	8	6	32.311	6	6	40.468	6	6	MULLER	1:47.052	1:47.052	6	+ 0.000
9	6	34.273	6	4	32.392	6	18	40.510	5	1	TARQUINI	1:47.157	1:54.851	4	+ 7.694
10	7	34.305	6	8	32.479	8	15	40.539	6	8	MENU	1:47.239	1:47.273	8	+ 0.034
11	8	34.357	6	21	32.485	8	5	40.652	4	5	MICHELISZ	1:47.438	1:47.697	5	+ 0.259
12	17	34.469	5	15	32.611	6	17	40.763	5	15	ENGSTLER	1:47.850	1:47.860	6	+ 0.010
13	15	34.700	5	5	32.644	5	21	40.778	8	21	BENNANI	1:48.015	1:48.015	8	+ 0.000
14	21	34.752	8	17	32.891	5	26	40.789	3	17	NYKJAER	1:48.123	1:48.123	5	+ 0.000
15	20	34.807	4	20	32.895	8	1	41.143	4	26	D'ASTE	1:49.134	1:49.134	3	+ 0.000
16	19	34.856	5	19	33.026	5	19	41.481	5	19	VAULKHARD	1:49.363	1:49.363	5	+ 0.000
17	25	35.153	3	26	33.042	3	20	41.874	7	20	O'YOUNG	1:49.576	1:49.639	8	+ 0.063
18	26	35.303	3	16	33.759	5	25	42.099	3	16	ROMANOV	1:51.421	1:51.863	5	+ 0.442
19	16	35.561	4	30	34.110	6	16	42.101	4	25	HERNANDEZ	1:51.593	1:51.593	3	+ 0.000
20	30	35.804	6	25	34.341	3	30	42.917	6	30	SBAI	1:52.831	1:52.831	6	+ 0.000

'Perfect Lap' - 1:45.559



Weather/Track: Sun 20c/Dry 29c


Circuit Length - 4.545 kilometres
Marrakech

2010 FIA World Touring Car Championship

GRID FOR RACE 1

ROW 10	16 ROMANOV	26 D'ASTE
ROW 9	30 SBAI	20 O'YOUNG
ROW 8	19 VAULKHARD	21 BENNANI
ROW 7	25 HERNANDEZ	8 MENU
ROW 6	11 PRIAULX	10 FARFUS
ROW 5	5 MICHELISZ	15 ENGSTLER
ROW 4	18 BARTH	2 CORONEL
ROW 3	17 NYKJAER	6 MULLER
ROW 2	3 MONTEIRO	4 GENE
ROW 1	7 HUFF	1 TARQUINI

POLE



Cars 26 & 16 drop 10 places, ref. Stewards decisions 1 & 4.

Marrakech
Circuit Length = 4.5450 km.

Race Director:	Steward:	Timekeeper:
----------------	----------	-------------

2010 FIA World Touring Car Championship
RACE 1 - PROVISIONAL CLASSIFICATION

POS	NO	CLS	DRIVER / TEAM	NAT	CAR	TIME	LAPS	GAP	KPH	BEST
1	1		Gabriele TARQUINI	ITA	SEAT Leon TDI	32:12.815	13		110.05	1:47.193
2	7		Robert HUFF	GBR	Chevrolet Cruze	32:13.932	13	1.117	109.98	1:46.999
3	3		Tiago MONTEIRO	POR	SEAT Leon TDI	32:14.607	13	1.792	109.94	1:47.396
4	18		Fredy BARTH	SUI	SEAT Leon TDI	32:15.251	13	2.436	109.91	1:46.925
5	2		Tom CORONEL	NED	SEAT Leon TDI	32:16.328	13	3.513	109.85	1:47.153
6	6		Yvan MULLER	FRA	Chevrolet Cruze	32:18.430	13	5.615	109.73	1:47.461
7	5		Norbert MICHELISZ	HUN	SEAT Leon TDI	32:20.715	13	7.900	109.60	1:47.787
8	11		Andy PRIAULX	GBR	BMW 320si	32:21.707	13	8.892	109.54	1:47.841
9	8		Alain MENU	SUI	Chevrolet Cruze	32:22.928	13	10.113	109.47	1:47.928
10	10		Augusto FARFUS	BRA	BMW 320si	32:24.774	13	11.959	109.37	1:47.977
11	17		Michel NYKJAER	DEN	SEAT Leon TDI	32:25.691	13	12.876	109.32	1:47.383
12	15		Franz ENGSTLER	GER	BMW 320si	32:27.195	13	14.380	109.23	1:48.055
13	4		Jordi GENE	ESP	SEAT Leon TDI	32:27.975	13	15.160	109.19	1:47.228
14	25		Sergio HERNANDEZ	ESP	BMW 320si	32:29.162	13	16.347	109.12	1:49.672
15	21		Mehdi BENNANI	MAR	BMW 320si	32:29.650	13	16.835	109.10	1:48.106
16	19		Harry VAULKHARD	GBR	Chevrolet Lacetti	32:30.872	13	18.057	109.03	1:49.908
17	20		Darryl O'YOUNG	HKG	Chevrolet Lacetti	32:32.552	13	19.737	108.93	1:50.313

NOT CLASSIFIED

30		Ismail SBAI	MAR	Chevrolet Lacetti	18:25.870	8	D.N.F.	118.36	1:51.100
16		Andrei ROMANOV	RUS	BMW 320si	14:38.006	6	D.N.F.	111.81	1:51.154
26		Stefano D'ASTE	ITA	BMW 320si	7:01.530	2	D.N.F.	77.63	3:29.559

FASTEST LAP

18		Fredy BARTH		SEAT Leon TDI	1:46.925	7	95.08mph	153.02kph
15		Franz ENGSTLER		BMW 320si	1:48.055	7	94.09mph	151.42kph

Subject to Technical Scrutineering. For Media Information Purposes - No Regulatory Value.

Weather/Track: Sun 26c/Dry 47c

Marrakech

Circuit Length = 4.5450 km.

Start: 13:18 End: 13:50

Race Director:	Steward:	Timekeeper:	Issued at:
----------------	----------	-------------	------------

2010 FIA World Touring Car Championship
RACE 1 RESULT

POS	NO	CLS	DRIVER / TEAM	NAT	CAR	TIME	LAPS	GAP	KPH	BEST
1	1		Gabriele TARQUINI	ITA	SEAT Leon TDI	32:12.815	13		110.05	1:47.193
2	7		Robert HUFF	GBR	Chevrolet Cruze	32:13.932	13	1.117	109.98	1:46.999
3	3		Tiago MONTEIRO	POR	SEAT Leon TDI	32:14.607	13	1.792	109.94	1:47.396
4	18		Fredy BARTH	SUI	SEAT Leon TDI	32:15.251	13	2.436	109.91	1:46.925
5	2		Tom CORONEL	NED	SEAT Leon TDI	32:16.328	13	3.513	109.85	1:47.153
6	6		Yvan MULLER	FRA	Chevrolet Cruze	32:18.430	13	5.615	109.73	1:47.461
7	5		Norbert MICHELISZ	HUN	SEAT Leon TDI	32:20.715	13	7.900	109.60	1:47.787
8	11		Andy PRIAULX	GBR	BMW 320si	32:21.707	13	8.892	109.54	1:47.841
9	8		Alain MENU	SUI	Chevrolet Cruze	32:22.928	13	10.113	109.47	1:47.928
10	10		Augusto FARFUS	BRA	BMW 320si	32:24.774	13	11.959	109.37	1:47.977
11	17		Michel NYKJAER	DEN	SEAT Leon TDI	32:25.691	13	12.876	109.32	1:47.383
12	15		Franz ENGSTLER	GER	BMW 320si	32:27.195	13	14.380	109.23	1:48.055
13	4		Jordi GENE	ESP	SEAT Leon TDI	32:27.975	13	15.160	109.19	1:47.228
14	25		Sergio HERNANDEZ	ESP	BMW 320si	32:29.162	13	16.347	109.12	1:49.672
15	21		Mehdi BENNANI	MAR	BMW 320si	32:29.650	13	16.835	109.10	1:48.106
16	19		Harry VAULKHARD	GBR	Chevrolet Lacetti	32:30.872	13	18.057	109.03	1:49.908
17	20		Darryl O'YOUNG	HKG	Chevrolet Lacetti	32:32.552	13	19.737	108.93	1:50.313

NOT CLASSIFIED

30		Ismail SBAI	MAR	Chevrolet Lacetti	18:25.870	8	D.N.F.	118.36	1:51.100
16		Andrei ROMANOV	RUS	BMW 320si	14:38.006	6	D.N.F.	111.81	1:51.154
26		Stefano D'ASTE	ITA	BMW 320si	7:01.530	2	D.N.F.	77.63	3:29.559

FASTEST LAP

18		Fredy BARTH		SEAT Leon TDI	1:46.925	7	95.08mph	153.02kph
15		Franz ENGSTLER		BMW 320si	1:48.055	7	94.09mph	151.42kph

Marrakech

Circuit Length = 4.5450 km.

Start: 13:18 End: 13:50

Weather/Track: Sun 26c/Dry 47c

Steward:	Steward:	Steward:	Issued at:
----------	----------	----------	------------

2010 FIA World Touring Car Championship

Race 1 - Sector Analysis Report

Lap	S1 Time	S1 Spd	S2 Time	S2 Spd	S3 Time	S3 Spd	Lap Time	Pit	Lap	S1 Time	S1 Spd	S2 Time	S2 Spd	S3 Time	S3 Spd	Lap Time	Pit
1 TARQUINI ITA SEAT Leon TDI																	
1	52.536	116.4	59.178	72.1	1:35.518	93.3	3:27.232		8	34.243	224.4	32.305	219.5	52.270	142.1	1:58.818	
2	1:01.564	125.5	1:01.916		1:27.852	109.5	3:31.332		9	42.407	162.1	42.030	133.0	53.253	127.9	2:17.690	
3	37.305	221.6	32.664	219.9	40.968	171.8	1:50.937		10	45.339	182.1	52.141	81.8	1:08.996	97.0	2:46.476	
4	34.546	223.3	32.455	220.4	40.580	172.1	1:47.581		11	1:02.464	128.3	56.517	111.1	1:01.754	105.3	3:00.735	
5	34.340	224.4	32.527	220.8	40.783	171.8	1:47.650		12	55.543	116.8	57.366	86.2	1:12.493	102.1	3:05.402	
6	34.276	225.0	32.431	221.3	40.651	171.4	1:47.358		13	59.190	106.1	55.404	85.2	1:09.817	170.3	3:04.411	
7	34.338	225.0	32.198	222.6	40.657	171.4	1:47.193										
2 CORONEL NED SEAT Leon TDI																	
1	58.678	137.8	59.125		1:30.769	88.9	3:28.572		8	34.182	225.0	32.983	162.8	53.261	156.2	2:00.426	
2	1:06.703	92.1	1:01.972		1:22.222	127.9	3:30.897		9	40.499	161.8	42.188	140.4	52.331	148.8	2:15.018	
3	39.044	225.5	32.554	225.0	41.184	172.9	1:52.782		10	47.855	179.2	50.497	85.2	1:09.301	91.8	2:47.653	
4	34.180	229.5	32.229	225.9	40.744	172.9	1:47.153		11	1:03.557	118.5	55.791	91.7	1:01.077	101.6	3:00.425	
5	33.997	231.3	33.591	213.4	41.339	172.9	1:48.927		12	56.677	126.9	56.437	90.6	1:12.800	95.7	3:05.914	
6	33.859	217.9	32.562	222.2	41.438	171.4	1:47.859		13	58.841	105.1	54.571	95.1	1:10.078	161.3	3:03.490	
7	34.047	230.1	32.256	227.3	40.909	172.5	1:47.212										
3 MONTEIRO POR SEAT Leon TDI																	
1	55.479	120.3	59.091	75.9	1:33.320	88.7	3:27.890		8	34.134	227.2	32.230	188.1	51.491	154.3	1:57.855	
2	1:04.443	107.5	1:01.225		1:25.355	113.1	3:31.023		9	42.744	163.3	41.476	136.1	53.177	133.7	2:17.397	
3	39.015	225.5	32.361	224.0	40.961	172.1	1:52.337		10	46.624	187.5	51.511	84.6	1:09.092	90.0	2:47.227	
4	34.113	229.0	32.254	224.0	41.137	172.5	1:47.504		11	1:03.166	123.6	56.052	86.8	1:01.333	93.5	3:00.551	
5	33.996	229.0	33.624	222.2	40.765	171.8	1:48.385		12	55.724	116.5	57.007	91.6	1:12.813	102.1	3:05.544	
6	33.953	227.8	32.237	224.5	41.252	172.5	1:47.442		13	58.732	104.1	55.132	87.3	1:10.192	169.5	3:04.056	
7	34.265	225.5	32.267	225.4	40.864	171.0	1:47.396										
4 GENE ESP SEAT Leon TDI																	
1	54.256	123.4	59.116		1:34.396	90.7	3:27.768		8	34.292	226.7	34.114	165.6	49.399	153.7	1:57.805	
2	1:03.401	95.6	1:01.456		1:26.261	116.1	3:31.118		9	56.916	128.0	38.110	156.9	46.751	158.4	2:21.777	
3	49.792	221.1	33.092	223.6	40.717	173.6	2:03.601		10	41.399	158.1	47.556	91.6	1:06.871	87.0	2:35.826	
4	34.680	226.1	33.577	225.0	40.854	172.9	1:49.111		11	1:07.524	121.1	55.150	94.2	1:00.214	129.4	3:02.888	
5	34.335	228.4	33.301	221.7	41.555	172.5	1:49.191		12	58.098	110.9	55.902	77.2	1:10.983	102.3	3:04.983	
6	34.990	226.7	33.155	223.6	40.544	172.5	1:48.689		13	59.834	114.5	56.869	110.0	1:11.287	126.3	3:07.990	
7	34.121	229.0	32.591	225.0	40.516	173.3	1:47.228										
5 MICHELISZ HUN SEAT Leon TDI																	
1	1:02.710	122.9	58.415		1:27.877	92.0	3:29.002		8	34.191	229.5	32.925	173.0	54.835	150.2	2:01.951	
2	1:08.992	95.2	1:02.441		1:19.520	130.2	3:30.953		9	58.123	169.1	36.160	166.4	46.571	166.3	2:20.854	
3	38.776	222.7	33.719	223.1	40.934	172.1	1:53.429		10	43.485	172.0	48.704	81.8	1:07.735	77.8	2:39.924	
4	34.205	226.7	32.949	225.4	40.633	172.9	1:47.787		11	1:05.059	107.7	55.597	87.0	1:00.311	114.6	3:00.967	
5	34.348	227.8	32.850	223.1	41.064	172.1	1:48.262		12	57.366	115.6	56.689	94.6	1:11.688	90.7	3:05.743	
6	34.403	229.5	32.785	225.4	40.744	171.4	1:47.932		13	59.753	108.6	54.756	114.7	1:11.281	160.0	3:05.790	
7	34.212	228.4	32.741	223.6	41.168	171.8	1:48.121										



Weather/Track: Sun 26c/Dry 47c

Circuit Length - 4.545 kilometres
Marrakech

2010 FIA World Touring Car Championship

Race 1 - Sector Analysis Report

Lap	S1 Time	S1 Spd	S2 Time	S2 Spd	S3 Time	S3 Spd	Lap Time	Pit	Lap	S1 Time	S1 Spd	S2 Time	S2 Spd	S3 Time	S3 Spd	Lap Time	Pit
6 MULLER FRA Chevrolet Cruze																	
1	56.626	117.4	58.588	97.2	1:32.964	88.5	3:28.178		8	34.267	226.7	32.733	172.5	54.896	146.9	2:01.896	
2	1:05.099	95.3	1:02.033		1:23.937	120.3	3:31.069		9	57.718	159.2	36.884	170.3	46.686	160.0	2:21.288	
3	39.454	225.0	33.200	222.6	41.008	170.3	1:53.662		10	43.297	172.7	48.097	80.2	1:08.353	79.2	2:39.747	
4	34.212	227.2	32.468	224.5	40.781	169.9	1:47.461		11	1:05.078	105.7	55.303	88.3	1:00.387	104.4	3:00.768	
5	34.231	227.2	32.624	208.0	41.697	170.6	1:48.552		12	56.714	120.4	56.837	104.5	1:11.871	89.8	3:05.422	
6	34.148	228.4	32.495	225.0	41.124	169.5	1:47.767		13	1:00.107	107.7	53.958	106.7	1:10.552	158.0	3:04.617	
7	34.384	226.7	32.527	225.9	41.092	169.5	1:48.003										
7 HUFF GBR Chevrolet Cruze																	
1	53.131	122.4	59.301		1:34.941	88.0	3:27.373		8	34.274	225.5	32.278	196.7	51.314	143.4	1:57.866	
2	1:02.707	110.9	1:01.510		1:27.042	108.3	3:31.259		9	42.709	163.6	41.495	131.3	53.282	132.2	2:17.486	
3	37.550	224.4	32.606	220.8	41.076	169.9	1:51.232		10	45.644	185.1	52.266	83.8	1:09.262	89.4	2:47.172	
4	34.556	226.1	32.491	222.2	40.901	169.5	1:47.948		11	1:02.141	128.3	56.813	92.8	1:01.190	96.4	3:00.144	
5	34.353	226.1	34.028	221.7	40.415	169.9	1:48.796		12	55.576	123.6	57.446	89.1	1:12.523	96.1	3:05.545	
6	34.376	227.2	32.334	219.9	41.012	169.2	1:47.722		13	58.977	105.3	55.223		1:10.190	167.7	3:04.390	
7	34.372	226.1	32.205	223.1	40.422	169.9	1:46.999										
8 MENU SUI Chevrolet Cruze																	
1	1:06.125	122.6	58.029		1:25.633	94.9	3:29.787		8	34.164	226.1	32.694	166.1	55.192	154.6	2:02.050	
2	1:10.147	89.6	1:03.241		1:17.103		3:30.491		9	58.250	150.7	36.797	177.9	46.701	166.0	2:21.748	
3	38.559	225.5	33.928	224.5	41.207	170.3	1:53.694		10	42.318	164.5	48.505	84.1	1:07.472	83.4	2:38.295	
4	34.404	226.7	32.752	225.0	41.073	169.9	1:48.229		11	1:05.431	115.9	55.027	95.4	1:00.688	112.1	3:01.146	
5	34.329	225.5	32.835	223.6	41.871	168.8	1:49.035		12	56.988	132.1	57.141	81.0	1:11.391	90.9	3:05.520	
6	34.462	226.7	32.914	219.9	40.813	169.9	1:48.189		13	59.904	108.8	56.005	113.2	1:10.907	161.6	3:06.816	
7	34.222	227.2	33.012	225.9	40.694	170.3	1:47.928										
10 FARFUS BRA BMW 320si																	
1	1:04.354	146.8	57.787		1:27.201	91.2	3:29.342		8	34.370	221.6	32.621	176.4	54.879	153.7	2:01.870	
2	1:09.609	93.1	1:03.078		1:18.130	127.9	3:30.817		9	58.114	155.1	37.062	175.3	46.858	164.6	2:22.034	
3	39.104	221.6	34.404	212.5	41.532	167.0	1:55.040		10	42.110	166.3	48.696	86.7	1:07.314	83.9	2:38.120	
4	34.567	221.6	32.717	222.6	40.952	167.7	1:48.236		11	1:05.996	116.2	54.852	91.2	1:00.568	106.0	3:01.416	
5	34.484	221.6	32.741	222.2	40.900	166.3	1:48.125		12	56.941	137.4	57.607	79.4	1:10.744	85.3	3:05.292	
6	34.758	221.6	33.310	222.6	40.389	167.0	1:48.457		13	1:00.276	111.6	56.060	112.1	1:11.712	135.3	3:08.048	
7	34.429	222.2	32.941	223.1	40.607	167.7	1:47.977										
11 PRIAULX GBR BMW 320si																	
1	1:05.203	136.5	57.545		1:26.763	94.2	3:29.511		8	34.295	222.2	32.880	159.5	54.863	143.2	2:02.038	
2	1:09.930	91.3	1:03.161		1:17.621	128.5	3:30.712		9	58.100	163.0	36.035	170.3	46.450	165.0	2:20.585	
3	38.848	221.6	34.292	222.2	41.145	168.1	1:54.285		10	43.561	178.9	48.069	87.3	1:07.974	76.5	2:39.604	
4	34.677	221.6	32.781	223.6	40.931	167.7	1:48.389		11	1:05.451	115.8	55.014	104.0	1:00.544	100.5	3:01.009	
5	34.433	221.1	32.721	223.6	40.935	165.6	1:48.089		12	57.192	119.8	57.200	80.9	1:11.395	90.3	3:05.787	
6	34.611	221.6	32.834	223.1	40.454	167.0	1:47.899		13	59.593	111.8	55.380	112.1	1:10.985	145.8	3:05.958	
7	34.616	221.6	32.775	222.6	40.450	167.7	1:47.841										



Weather/Track: Sun 26c/Dry 47c

Circuit Length - 4.545 kilometres
Marrakech

2010 FIA World Touring Car Championship

Race 1 - Sector Analysis Report

Lap	S1 Time	S1 Spd	S2 Time	S2 Spd	S3 Time	S3 Spd	Lap Time	Pit	Lap	S1 Time	S1 Spd	S2 Time	S2 Spd	S3 Time	S3 Spd	Lap Time	Pit
15 ENGSTLER GER BMW 320si I																	
1	1:01.946	129.8	57.939		1:29.040	91.8	3:28.925		8	34.921	221.1	33.003	184.3	52.912	136.0	2:00.836	
2	1:08.229	83.7	1:02.445		1:20.236	126.9	3:30.910		9	58.005	133.5	37.235	154.2	46.930	153.1	2:22.170	
3	41.232	220.5	34.305	219.5	41.501	166.7	1:57.038		10	41.002	156.5	48.293	87.8	1:07.096	85.7	2:36.391	
4	34.928	221.1	33.783	219.0	40.456	166.7	1:49.167		11	1:06.961	113.0	55.186	97.1	1:00.372	121.2	3:02.519	
5	34.975	218.4	33.710	220.4	41.102	166.3	1:49.787		12	56.808	134.5	57.342	76.9	1:10.909	104.2	3:05.059	
6	34.748	222.2	32.978	222.2	40.506	166.7	1:48.232		13	59.663	117.9	56.851	108.6	1:11.592	123.7	3:08.106	
7	34.966	221.1	32.744	222.2	40.345	166.7	1:48.055										
16 ROMANOV RUS BMW 320si I																	
1	1:13.526	146.1	57.176		1:22.301	96.7	3:33.003		5	35.493	219.5	33.979	218.6	42.157	162.2	1:51.629	
2	1:16.699	111.9	1:01.017		1:11.165	147.7	3:28.881		6	35.631	221.6	33.737	215.5	41.786	164.6	1:51.154	
3	40.076	215.8	36.434	209.3	42.840	163.6	1:59.350										
4	35.796	221.6	36.053	209.7	42.140	165.3	1:53.989										
17 NYKJAER DEN SEAT Leon TDI																	
1	57.749	116.2	59.031	83.2	1:31.441	90.4	3:28.221		8	34.027	227.2	33.799	183.9	53.931	147.2	2:01.757	
2	1:06.055	87.9	1:02.137		1:22.876	123.7	3:31.068		9	56.970	159.0	37.482	152.9	46.801	164.6	2:21.253	
3	41.826	221.1	34.690	199.2	41.423	172.9	1:57.939		10	41.522	167.2	48.842	89.3	1:07.050	79.9	2:37.414	
4	35.025	204.5	33.844	210.1	40.463	173.6	1:49.332		11	1:06.461	115.6	55.411	93.7	59.723	112.8	3:01.595	
5	34.445	227.8	33.110	223.6	40.690	172.1	1:48.245		12	57.277	137.8	57.521	84.4	1:10.712	95.4	3:05.510	
6	34.218	220.0	32.984	219.0	40.830	171.8	1:48.032		13	1:00.169	111.3	56.107	105.6	1:11.666	130.4	3:07.942	
7	34.194	228.4	32.649	225.0	40.540	173.3	1:47.383										
18 BARTH SUI SEAT Leon TDI																	
1	1:00.291	130.8	58.403		1:29.829		3:28.523		8	34.306	230.1	32.539	167.1	51.798	160.6	1:58.643	
2	1:07.957	92.3	1:02.180		1:20.927	126.1	3:31.064		9	41.978	164.5	41.861	134.6	53.010	145.0	2:16.849	
3	37.535	225.5	32.408	224.5	40.926	172.5	1:50.869		10	46.981	171.1	51.370		1:09.058	95.0	2:47.409	
4	34.097	230.1	32.498	213.8	41.238	172.9	1:47.833		11	1:03.786	117.3	55.015	87.2	1:01.816	107.6	3:00.617	
5	34.074	230.1	34.315	216.8	41.133	173.3	1:49.522		12	55.541	128.0	57.455	90.8	1:12.317	106.5	3:05.313	
6	34.106	231.3	32.565	209.7	41.247	172.9	1:47.918		13	58.960	103.8	54.612	96.0	1:10.194	169.9	3:03.766	
7	34.103	227.8	32.044	225.9	40.778	172.5	1:46.925										
19 VAULKHARD GBR Chevrolet Lacetti I																	
1	1:08.116	128.7	58.553		1:23.945	91.0	3:30.614		8	34.853	226.1	33.615	190.8	46.798	160.6	1:55.266	
2	1:11.884	85.3	1:02.938		1:15.574	132.4	3:30.396		9	57.546	132.9	38.337	157.8	47.405	166.7	2:23.288	
3	40.376	218.9	35.787	218.6	42.035	167.4	1:58.198		10	39.538	163.3	47.700	91.9	1:06.396	94.7	2:33.634	
4	35.186	229.5	33.402	221.7	42.202	167.4	1:50.790		11	1:08.007	97.1	54.934	94.0	1:00.460	159.3	3:03.401	
5	35.079	227.8	33.106	222.6	42.338	167.0	1:50.523		12	58.219	109.2	55.758	103.1	1:10.163	99.0	3:04.140	
6	35.327	223.3	33.931	222.6	42.322	167.7	1:51.580		13	1:00.581	110.7	57.303	114.5	1:11.250	129.8	3:09.134	
7	34.709	226.7	33.391	221.7	41.808	168.1	1:49.908										



Weather/Track: Sun 26c/Dry 47c

Circuit Length - 4.545 kilometres
Marrakech

2010 FIA World Touring Car Championship Race 1 - Sector Analysis Report

Lap	S1 Time	S1 Spd	S2 Time	S2 Spd	S3 Time	S3 Spd	Lap Time	Pit	Lap	S1 Time	S1 Spd	S2 Time	S2 Spd	S3 Time	S3 Spd	Lap Time	Pit
20 O'YOUNG HKG Chevrolet Lacetti I																	
1	1:09.870	133.1	57.860		1:23.618	84.1	3:31.348		8	34.960	223.8	37.095	197.8	45.234	151.7	1:57.289	
2	1:13.038	90.0	1:02.479		1:14.657	138.4	3:30.174		9	52.842	111.9	38.268	192.8	46.654	159.3	2:17.764	
3	40.273	205.9	35.588	212.5	42.766	167.4	1:58.627		10	39.959	171.7	47.578	98.8	1:06.360	98.5	2:33.897	
4	35.215	225.0	33.026	222.6	42.233	166.3	1:50.474		11	1:08.084	111.6	54.949	95.3	1:00.160	151.1	3:03.193	
5	34.879	226.7	32.975	218.6	42.459	166.3	1:50.313		12	58.129	104.1	56.501	106.9	1:09.677	102.9	3:04.307	
6	36.446	225.0	33.986	223.6	41.300	167.7	1:51.732		13	1:01.423	109.6	56.996	112.5	1:11.297	138.4	3:09.716	
7	34.783	227.8	36.453	211.3	42.482	167.0	1:53.718										
21 BENNANI MAR BMW 320si I																	
1	1:07.419	118.4	57.949		1:24.757	93.1	3:30.125		8	34.669	221.1	32.910	168.7	48.677	155.9	1:56.256	
2	1:11.362	92.8	1:03.077		1:15.967	137.9	3:30.406		9	57.120	144.9	37.847	167.7	46.919	162.9	2:21.886	
3	41.705	220.5	35.686	214.7	42.722	166.0	2:00.113		10	41.060	161.0	47.626	101.7	1:06.532	92.4	2:35.218	
4	35.064	221.6	32.965	218.1	42.466	165.3	1:50.495		11	1:07.853	101.5	55.047	96.0	1:00.051	133.7	3:02.951	
5	34.945	221.6	34.331	222.2	41.443	165.3	1:50.719		12	58.572	107.9	55.717	80.3	1:10.332	99.8	3:04.621	
6	35.765	222.7	33.125	222.2	41.013	165.3	1:49.903		13	1:00.480	114.2	57.023	119.8	1:11.348	112.1	3:08.851	
7	34.835	221.1	32.547	221.3	40.724	166.3	1:48.106										
25 HERNANDEZ ESP BMW 320si I																	
1	1:06.695	116.7	58.069		1:25.149	91.6	3:29.913		8	34.975	221.1	33.703	176.1	48.258	156.8	1:56.936	
2	1:10.801	94.4	1:03.160		1:16.618	130.4	3:30.579		9	56.869	134.5	38.340	154.9	46.821	164.3	2:22.030	
3	39.955	221.6	34.228	213.0	41.849	165.0	1:56.032		10	40.824	163.3	47.722	94.3	1:06.770	90.3	2:35.316	
4	35.123	222.2	34.654	199.2	42.016	165.3	1:51.793		11	1:07.599	113.3	55.221	96.4	1:00.293	130.4	3:03.113	
5	35.037	221.1	33.361	218.6	41.274	165.0	1:49.672		12	58.001	113.6	56.009	77.7	1:10.609	101.0	3:04.619	
6	34.956	220.5	33.125	219.5	41.807	164.6	1:49.888		13	1:00.115	113.7	57.183	107.8	1:11.489	118.0	3:08.787	
7	35.065	220.0	33.387	213.8	42.032	164.6	1:50.484										
26 D'ASTE ITA BMW 320si I																	
1	1:12.725	146.3	57.479		1:21.767	84.6	3:31.971										
2	1:15.655	124.1	1:02.468		1:11.436	148.3	3:29.559										
30 SBAI MAR Chevrolet Lacetti I																	
1	1:11.915	129.3	57.574		1:21.998	92.4	3:31.487		6	35.334	221.1	33.471	216.8	42.467	165.0	1:51.272	
2	1:15.365	115.2	1:02.338		1:12.748	132.0	3:30.451		7	35.301	219.5	34.728	215.5	42.109	165.6	1:52.138	
3	40.330	205.9	36.395	204.1	42.865	165.3	1:59.590		8	35.670	218.4	34.955	203.0	46.286	161.6	1:56.911	
4	35.727	223.8	35.346	215.5	41.848	166.0	1:52.921										
5	35.156	221.6	33.624	216.0	42.320	163.9	1:51.100										

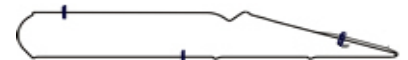


Weather/Track: Sun 26c/Dry 47c

Circuit Length - 4.545 kilometres
Marrakech

2010 FIA World Touring Car Championship Race 1 - Best Sector Speeds Report

SECTOR 1				SECTOR 2				SECTOR 3				
POS	NO	NAME	SPEED	LAP	NO	NAME	SPEED	LAP	NO	NAME	SPEED	LAP
1	2	CORONEL	231.3	5	2	CORONEL	227.3	7	4	GENE	173.6	3
2	18	BARTH	231.3	6	6	MULLER	225.9	7	17	NYKJAER	173.6	4
3	5	MICHELISZ	229.5	6	8	MENU	225.9	7	18	BARTH	173.3	5
4	19	VAULKHARD	229.5	4	18	BARTH	225.9	7	2	CORONEL	172.9	3
5	3	MONTEIRO	229.0	4	3	MONTEIRO	225.4	7	5	MICHELISZ	172.9	4
6	4	GENE	229.0	7	5	MICHELISZ	225.4	4	3	MONTEIRO	172.5	4
7	6	MULLER	228.4	6	4	GENE	225.0	4	1	TARQUINI	172.1	4
8	17	NYKJAER	228.4	7	17	NYKJAER	225.0	7	6	MULLER	170.6	5
9	20	O'YOUNG	227.8	7	11	PRIAULX	223.6	4	8	MENU	170.3	3
10	7	HUFF	227.2	6	20	O'YOUNG	223.6	6	7	HUFF	169.9	3
11	8	MENU	227.2	7	7	HUFF	223.1	7	11	PRIAULX	168.1	3
12	1	TARQUINI	225.0	6	10	FARFUS	223.1	7	19	VAULKHARD	168.1	7
13	30	SBAI	223.8	4	1	TARQUINI	222.6	7	10	FARFUS	167.7	4
14	21	BENNANI	222.7	6	19	VAULKHARD	222.6	5	20	O'YOUNG	167.7	6
15	10	FARFUS	222.2	7	15	ENGSTLER	222.2	6	15	ENGSTLER	166.7	3
16	11	PRIAULX	222.2	8	21	BENNANI	222.2	5	21	BENNANI	166.3	7
17	15	ENGSTLER	222.2	6	25	HERNANDEZ	219.5	6	30	SBAI	166.0	4
18	25	HERNANDEZ	222.2	4	16	ROMANOV	218.6	5	16	ROMANOV	165.3	4
19	16	ROMANOV	221.6	4	30	SBAI	216.8	6	25	HERNANDEZ	165.3	4
20	26	D'ASTE	146.3	1					26	D'ASTE	148.3	2



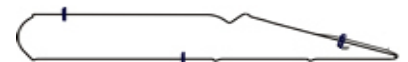
Weather/Track: Sun 26c/Dry 47c

Circuit Length - 4.545 kilometres
Marrakech

2010 FIA World Touring Car Championship Race 1 - Best Sector Times Report

POS	NO	SECTOR 1		SECTOR 2		SECTOR 3		IDEAL/BEST LAP COMPARISON							
		TIME	LAP	NO	TIME	LAP	NO	TIME	LAP	NO	NAME	IDEAL	BEST	LAP	DIFF
1	2	33.859	6	18	32.044	7	15	40.345	7	2	CORONEL	1:46.832	1:47.153	4	+ 0.321
2	3	33.953	6	1	32.198	7	10	40.389	6	7	HUFF	1:46.894	1:46.999	7	+ 0.105
3	17	34.027	8	7	32.205	7	7	40.415	5	18	BARTH	1:46.896	1:46.925	7	+ 0.029
4	18	34.074	5	2	32.229	4	11	40.450	7	3	MONTEIRO	1:46.948	1:47.396	7	+ 0.448
5	4	34.121	7	3	32.230	8	17	40.463	4	1	TARQUINI	1:47.021	1:47.193	7	+ 0.172
6	6	34.148	6	6	32.468	4	4	40.516	7	17	NYKJAER	1:47.139	1:47.383	7	+ 0.244
7	8	34.164	8	21	32.547	7	1	40.580	4	4	GENE	1:47.228	1:47.228	7	+ 0.000
8	5	34.191	8	4	32.591	7	5	40.633	4	10	FARFUS	1:47.380	1:47.977	7	+ 0.597
9	1	34.243	8	10	32.621	8	8	40.694	7	6	MULLER	1:47.397	1:47.461	4	+ 0.064
10	7	34.274	8	17	32.649	7	21	40.724	7	11	PRIAULX	1:47.466	1:47.841	7	+ 0.375
11	11	34.295	8	8	32.694	8	2	40.744	4	8	MENU	1:47.552	1:47.928	7	+ 0.376
12	10	34.370	8	11	32.721	5	3	40.765	5	5	MICHELISZ	1:47.565	1:47.787	4	+ 0.222
13	21	34.669	8	5	32.741	7	18	40.778	7	15	ENGSTLER	1:47.837	1:48.055	7	+ 0.218
14	19	34.709	7	15	32.744	7	6	40.781	4	21	BENNANI	1:47.940	1:48.106	7	+ 0.166
15	15	34.748	6	20	32.975	5	25	41.274	5	20	O'YOUNG	1:49.058	1:50.313	5	+ 1.255
16	20	34.783	7	19	33.106	5	20	41.300	6	25	HERNANDEZ	1:49.355	1:49.672	5	+ 0.317
17	25	34.956	6	25	33.125	6	16	41.786	6	19	VAULKHARD	1:49.623	1:49.908	7	+ 0.285
18	30	35.156	5	30	33.471	6	19	41.808	7	30	SBAI	1:50.475	1:51.100	5	+ 0.625
19	16	35.493	5	16	33.737	6	30	41.848	4	16	ROMANOV	1:51.016	1:51.154	6	+ 0.138
20	26	1:12.725	1	26	57.479	1	26	1:11.436	2	26	D'ASTE	3:21.640	3:29.559	2	+ 7.919

'Perfect Lap' - 1:46.248



Weather/Track: Sun 26c/Dry 47c

Circuit Length - 4.545 kilometres
Marrakech

2010 FIA World Touring Car Championship

RACE 1 - LAP CHART

Lap 1			Lap 2			Lap 3			Lap 4			Lap 5		
No	Behind	Laptime	No	Behind	Laptime	No	Behind	Laptime	No	Behind	Laptime	No	Behind	Laptime
1		3:27.232	1		3:31.332	1		1:50.937	1		1:47.581	1		1:47.650
7	0.141	3:27.373	7	0.068	3:31.259	7	0.363	1:51.232	7	0.730	1:47.948	7	1.876	1:48.796
4	0.536	3:27.768	4	0.322	3:31.118	18	0.955	1:50.869	18	1.207	1:47.833	3	2.407	1:48.385
3	0.658	3:27.890	3	0.349	3:31.023	3	1.749	1:52.337	3	1.672	1:47.504	18	3.079	1:49.522
6	0.946	3:28.178	6	0.683	3:31.069	2	2.750	1:52.782	2	2.322	1:47.153	2	3.599	1:48.927
17	0.989	3:28.221	17	0.725	3:31.068	6	3.408	1:53.662	6	3.288	1:47.461	6	4.190	1:48.552
18	1.291	3:28.523	2	0.905	3:30.897	5	3.883	1:53.429	5	4.089	1:47.787	5	4.701	1:48.262
2	1.340	3:28.572	18	1.023	3:31.064	8	4.471	1:53.694	8	5.119	1:48.229	11	6.254	1:48.089
15	1.693	3:28.925	15	1.271	3:30.910	11	5.007	1:54.285	11	5.815	1:48.389	8	6.504	1:49.035
5	1.770	3:29.002	5	1.391	3:30.953	10	5.698	1:55.040	10	6.353	1:48.236	10	6.828	1:48.125
10	2.110	3:29.342	10	1.595	3:30.817	25	7.023	1:56.032	15	8.958	1:49.167	17	10.073	1:48.245
11	2.279	3:29.511	11	1.659	3:30.712	15	7.372	1:57.038	17	9.478	1:49.332	15	11.095	1:49.787
8	2.555	3:29.787	8	1.714	3:30.491	17	7.727	1:57.939	25	11.235	1:51.793	25	13.257	1:49.672
25	2.681	3:29.913	21	1.967	3:30.406	19	9.707	1:58.198	19	12.916	1:50.790	19	15.789	1:50.523
21	2.893	3:30.125	25	1.928	3:30.579	20	10.648	1:58.627	20	13.541	1:50.474	4	16.057	1:49.191
19	3.382	3:30.614	19	2.446	3:30.396	21	11.143	2:00.113	21	14.057	1:50.495	20	16.204	1:50.313
20	4.116	3:31.348	26	2.966	3:29.559	16	11.733	1:59.350	4	14.516	1:49.111	21	17.126	1:50.719
30	4.255	3:31.487	20	2.958	3:30.174	30	12.027	1:59.590	30	17.367	1:52.921	30	20.817	1:51.100
26	4.739	3:31.971	30	3.374	3:30.451	4	12.986	2:03.601	16	18.141	1:53.989	16	22.120	1:51.629
16	5.771	3:33.003	16	3.320	3:28.881									

Weather/Track: Sun 26c/Dry 47c

www.mstworld.com

Page 1 of 3

Marrakech
Circuit Length = 4.5450 km.
Start: 13:18 End: 13:50

Printed - 14:01 Sunday, 02 May 2010

2010 FIA World Touring Car Championship

RACE 1 - LAP CHART

(contd.)

Lap 6			Lap 7			Lap 8			Lap 9			Lap 10		
No	Behind	Laptime	No	Behind	Laptime	No	Behind	Laptime	No	Behind	Laptime	No	Behind	Laptime
1		1:47.358	1		1:47.193	1		1:58.818	1		2:17.690	1		2:46.476
7	2.240	1:47.722	7	2.046	1:46.999	7	1.094	1:57.866	7	0.890	2:17.486	7	1.586	2:47.172
3	2.491	1:47.442	3	2.694	1:47.396	3	1.731	1:57.855	3	1.438	2:17.397	3	2.189	2:47.227
18	3.639	1:47.918	18	3.371	1:46.925	18	3.196	1:58.643	18	2.355	2:16.849	18	3.288	2:47.409
2	4.100	1:47.859	2	4.119	1:47.212	2	5.727	2:00.426	2	3.055	2:15.018	2	4.232	2:47.653
6	4.599	1:47.767	6	5.409	1:48.003	6	8.487	2:01.896	6	12.085	2:21.288	6	5.356	2:39.747
5	5.275	1:47.932	5	6.203	1:48.121	5	9.336	2:01.951	5	12.500	2:20.854	5	5.948	2:39.924
11	6.795	1:47.899	11	7.443	1:47.841	11	10.663	2:02.038	11	13.558	2:20.585	11	6.686	2:39.604
8	7.335	1:48.189	8	8.070	1:47.928	8	11.302	2:02.050	8	15.360	2:21.748	8	7.179	2:38.295
10	7.927	1:48.457	10	8.711	1:47.977	10	11.763	2:01.870	10	16.107	2:22.034	10	7.751	2:38.120
17	10.747	1:48.032	17	10.937	1:47.383	17	13.876	2:01.757	17	17.439	2:21.253	17	8.377	2:37.414
15	11.969	1:48.232	15	12.831	1:48.055	15	14.849	2:00.836	15	19.329	2:22.170	15	9.244	2:36.391
25	15.787	1:49.888	4	17.423	1:47.228	4	16.410	1:57.805	4	20.497	2:21.777	4	9.847	2:35.826
4	17.388	1:48.689	25	19.078	1:50.484	25	17.196	1:56.936	25	21.536	2:22.030	25	10.376	2:35.316
21	19.671	1:49.903	21	20.584	1:48.106	21	18.022	1:56.256	21	22.218	2:21.886	21	10.960	2:35.218
19	20.011	1:51.580	19	22.726	1:49.908	19	19.174	1:55.266	19	24.772	2:23.288	19	11.930	2:33.634
20	20.578	1:51.732	20	27.103	1:53.718	20	25.574	1:57.289	20	25.648	2:17.764	20	13.069	2:33.897
30	24.731	1:51.272	30	29.676	1:52.138	30	27.769	1:56.911						
16	25.916	1:51.154												

Weather/Track: Sun 26c/Dry 47c

www.mstworld.com

Page 2 of 3

Marrakech
Circuit Length = 4.5450 km.
Start: 13:18 End: 13:50

Printed - 14:01 Sunday, 02 May 2010

2010 FIA World Touring Car Championship
RACE 1 - LAP CHART

(contd.)

Lap 11			Lap 12			Lap 13			Lap 14			Lap 15		
No	Behind	Laptime	No	Behind	Laptime	No	Behind	Laptime	No	Behind	Laptime	No	Behind	Laptime
1		3:00.735	1		3:05.402	1		3:04.411						
7	0.995	3:00.144	7	1.138	3:05.545	7	1.117	3:04.390						
3	2.005	3:00.551	3	2.147	3:05.544	3	1.792	3:04.056						
18	3.170	3:00.617	18	3.081	3:05.313	18	2.436	3:03.766						
2	3.922	3:00.425	2	4.434	3:05.914	2	3.513	3:03.490						
6	5.389	3:00.768	6	5.409	3:05.422	6	5.615	3:04.617						
5	6.180	3:00.967	5	6.521	3:05.743	5	7.900	3:05.790						
11	6.960	3:01.009	11	7.345	3:05.787	11	8.892	3:05.958						
8	7.590	3:01.146	8	7.708	3:05.520	8	10.113	3:06.816						
10	8.432	3:01.416	10	8.322	3:05.292	10	11.959	3:08.048						
17	9.237	3:01.595	17	9.345	3:05.510	17	12.876	3:07.942						
15	11.028	3:02.519	15	10.685	3:05.059	15	14.380	3:08.106						
4	12.000	3:02.888	4	11.581	3:04.983	4	15.160	3:07.990						
25	12.754	3:03.113	25	11.971	3:04.619	25	16.347	3:08.787						
21	13.176	3:02.951	21	12.395	3:04.621	21	16.835	3:08.851						
19	14.596	3:03.401	19	13.334	3:04.140	19	18.057	3:09.134						
20	15.527	3:03.193	20	14.432	3:04.307	20	19.737	3:09.716						

Weather/Track: Sun 26c/Dry 47c

www.mstworld.com

Page 3 of 3

Marrakech
 Circuit Length = 4.5450 km.
 Start: 13:18 End: 13:50


Printed - 14:01 Sunday, 02 May 2010

2010 FIA World Touring Car Championship

GRID FOR RACE 2

ROW 10	16 ROMANOV	26 D'ASTE
ROW 9	20 O'YOUNG	30 SBAI
ROW 8	21 BENNANI	19 VAULKHARD
ROW 7	4 GENE	25 HERNANDEZ
ROW 6	17 NYKJAER	15 ENGSTLER
ROW 5	8 MENU	10 FARFUS
ROW 4	7 HUFF	1 TARQUINI
ROW 3	18 BARTH	3 MONTEIRO
ROW 2	6 MULLER	2 CORONEL
ROW 1	11 PRIAULX	5 MICHELISZ

POLE



Weather/Track: Sun 26c/Dry 47c

Marrakech
Circuit Length = 4.5450 km.
Start: 13:18 End: 13:50


Race Director:	Steward:	Timekeeper:
----------------	----------	-------------

2010 FIA World Touring Car Championship

GRID FOR RACE 2

ROW 10	16 ROMANOV	26 D'ASTE
ROW 9	20 O'YOUNG	30 SBAI
ROW 8	21 BENNANI	19 VAULKHARD
ROW 7	4 GENE	25 HERNANDEZ
ROW 6	17 NYKJAER	15 ENGSTLER
ROW 5	8 MENU	10 FARFUS
ROW 4	7 HUFF	1 TARQUINI
ROW 3	18 BARTH	3 MONTEIRO
ROW 2	6 MULLER	2 CORONEL
ROW 1	11 PRIAULX	5 MICHELISZ

POLE



Weather/Track: Sun 26c/Dry 47c

Marrakech
Circuit Length = 4.5450 km.
Start: 13:18 End: 13:50

Race Director:	Steward:	Timekeeper:
----------------	----------	-------------

2010 FIA World Touring Car Championship
RACE 2 - PROVISIONAL CLASSIFICATION

POS	NO	CLS	DRIVER / TEAM	NAT	CAR	TIME	LAPS	GAP	KPH	BEST
1	11		Andy PRIAULX	GBR	BMW 320si	36:15.763	13		97.76	1:48.282
2	6		Yvan MULLER	FRA	Chevrolet Cruze	36:16.600	13	0.837	97.72	1:48.825
3	2		Tom CORONEL	NED	SEAT Leon TDI	36:16.991	13	1.228	97.70	1:48.377
4	3		Tiago MONTEIRO	POR	SEAT Leon TDI	36:17.227	13	1.464	97.69	1:48.347
5	18		Fredy BARTH	SUI	SEAT Leon TDI	36:17.712	13	1.949	97.67	1:48.439
6	1		Gabriele TARQUINI	ITA	SEAT Leon TDI	36:18.158	13	2.395	97.65	1:48.334
7	17		Michel NYKJAER	DEN	SEAT Leon TDI	36:20.318	13	4.555	97.55	1:48.892
8	4		Jordi GENE	ESP	SEAT Leon TDI	36:21.128	13	5.365	97.52	1:47.894
9	21	I	Mehdi BENNANI	MAR	BMW 320si	36:21.679	13	5.916	97.49	1:50.498
10	5		Norbert MICHELISZ	HUN	SEAT Leon TDI	36:21.872	13	6.109	97.48	1:48.062
11	26	I	Stefano D'ASTE	ITA	BMW 320si	36:24.274	13	8.511	97.38	1:49.871
12	15	I	Franz ENGSTLER	GER	BMW 320si	36:24.703	13	8.940	97.36	1:51.706
13	20	I	Darryl O'YOUNG	HKG	Chevrolet Lacetti	36:35.339	11	2 LAPS	81.98	1:59.660

NOT CLASSIFIED

10			Augusto FARFUS	BRA	BMW 320si	17:37.520	6	D.N.F.	92.83	2:46.545
8			Alain MENU	SUI	Chevrolet Cruze	17:38.229	6	D.N.F.	92.77	2:44.912
25	I		Sergio HERNANDEZ	ESP	BMW 320si		0	D.N.F.	N/A	
19	I		Harry VAULKHARD	GBR	Chevrolet Lacetti		0	D.N.F.	N/A	
7			Robert HUFF	GBR	Chevrolet Cruze		0	D.N.F.	N/A	

FASTEST LAP

4			Jordi GENE		SEAT Leon TDI	1:47.894	13		94.23mph	151.64kph
26	I		Stefano D'ASTE		BMW 320si	1:49.871	13		92.53mph	148.92kph

Subject to Technical Scrutineering. For Media Information Purposes - No Regulatory Value.

Weather/Track: Sun 28c/Dry 47c

Marrakech

Circuit Length = 4.5450 km.

Start: 14:34 End: 15:10

Race Director:	Steward:	Timekeeper:	Issued at:
----------------	----------	-------------	------------

2010 FIA World Touring Car Championship
RACE 2 RESULT

POS	NO	CLS	DRIVER / TEAM	NAT	CAR	TIME	LAPS	GAP	KPH	BEST
1	11		Andy PRIAULX	GBR	BMW 320si	36:15.763	13		97.76	1:48.282
2	6		Yvan MULLER	FRA	Chevrolet Cruze	36:16.600	13	0.837	97.72	1:48.825
3	2		Tom CORONEL	NED	SEAT Leon TDI	36:16.991	13	1.228	97.70	1:48.377
4	3		Tiago MONTEIRO	POR	SEAT Leon TDI	36:17.227	13	1.464	97.69	1:48.347
5	18		Fredy BARTH	SUI	SEAT Leon TDI	36:17.712	13	1.949	97.67	1:48.439
6	1		Gabriele TARQUINI	ITA	SEAT Leon TDI	36:18.158	13	2.395	97.65	1:48.334
7	17		Michel NYKJAER	DEN	SEAT Leon TDI	36:20.318	13	4.555	97.55	1:48.892
8	4		Jordi GENE	ESP	SEAT Leon TDI	36:21.128	13	5.365	97.52	1:47.894
9	21	I	Mehdi BENNANI	MAR	BMW 320si	36:21.679	13	5.916	97.49	1:50.498
10	5		Norbert MICHELISZ	HUN	SEAT Leon TDI	36:21.872	13	6.109	97.48	1:48.062
11	26	I	Stefano D'ASTE	ITA	BMW 320si	36:24.274	13	8.511	97.38	1:49.871
12	15	I	Franz ENGSTLER	GER	BMW 320si	36:24.703	13	8.940	97.36	1:51.706
13	20	I	Darryl O'YOUNG	HKG	Chevrolet Lacetti	36:35.339	11	2 LAPS	81.98	1:59.660

NOT CLASSIFIED

10			Augusto FARFUS	BRA	BMW 320si	17:37.520	6	D.N.F.	92.83	2:46.545
8			Alain MENU	SUI	Chevrolet Cruze	17:38.229	6	D.N.F.	92.77	2:44.912
25	I		Sergio HERNANDEZ	ESP	BMW 320si		0	D.N.F.	N/A	
19	I		Harry VAULKHARD	GBR	Chevrolet Lacetti		0	D.N.F.	N/A	
7			Robert HUFF	GBR	Chevrolet Cruze		0	D.N.F.	N/A	

FASTEST LAP

4			Jordi GENE		SEAT Leon TDI	1:47.894	13		94.23mph	151.64kph
26	I		Stefano D'ASTE		BMW 320si	1:49.871	13		92.53mph	148.92kph

Marrakech

Circuit Length = 4.5450 km.

Start: 14:34 End: 15:10

Weather/Track: Sun 28c/Dry 47c

Steward:	Steward:	Steward:	Issued at:
----------	----------	----------	------------

2010 FIA World Touring Car Championship

Race 2 - Sector Analysis Report

Lap	S1 Time	S1 Spd	S2 Time	S2 Spd	S3 Time	S3 Spd	Lap Time	Pit	Lap	S1 Time	S1 Spd	S2 Time	S2 Spd	S3 Time	S3 Spd	Lap Time	Pit
1 TARQUINI									ITA SEAT Leon TDI								
1	50.460	128.9	55.690	72.1	1:10.711	64.2	2:56.861		8	47.023	116.4	1:09.037	79.7	1:11.330	98.2	3:07.390	
2	1:13.319	92.5	59.532	103.9	59.213	91.1	3:12.064		9	1:00.683	105.5	59.697	134.1	57.539	92.0	2:57.919	
3	1:00.973	117.9	50.027	126.0	56.170		2:47.170		10	55.708	125.6	57.262	103.2	1:00.737	99.1	2:53.707	
4	1:07.708	123.7	47.289	140.4	1:15.262	86.3	3:10.259		11	53.774	117.3	54.599	118.9	1:23.535	85.1	3:11.908	
5	1:02.663	167.2	45.713	167.7	1:00.177	111.7	2:48.553		12	54.129	158.7	53.189	118.5	58.275	172.1	2:45.593	
6	52.370	176.8	48.301	110.2	1:04.071	169.9	2:44.742		13	34.096	223.8	32.603	224.0	41.635	172.5	1:48.334	
7	34.379	227.2	34.990	214.7	44.289	126.9	1:53.658										
2 CORONEL									NED SEAT Leon TDI								
1	44.946	120.4	55.495	79.7	1:10.722	68.1	2:51.163		8	53.125	108.1	1:08.360	83.1	1:10.639	96.0	3:12.124	
2	1:11.904	95.4	58.467	90.0	1:00.663	95.7	3:11.034		9	1:01.383	108.5	58.325	111.3	59.577	100.5	2:59.285	
3	1:00.858	149.5	47.983	157.4	59.528	56.4	2:48.369		10	54.647	121.9	56.531	92.3	1:01.536	120.3	2:52.714	
4	1:06.282	168.8	48.236	141.7	1:15.791	80.1	3:10.309		11	53.731	135.1	54.936	91.9	1:23.011	112.9	3:11.678	
5	1:00.894	182.9	46.451	128.7	1:01.033	107.3	2:48.378		12	53.958	159.0	53.581	103.7	1:00.096	169.9	2:47.635	
6	51.916	175.4	49.628	79.7	1:05.539	169.2	2:47.083		13	34.213	227.8	32.739	211.7	41.425	169.5	1:48.377	
7	34.423	227.8	32.372	215.1	42.047	128.5	1:48.842										
3 MONTEIRO									POR SEAT Leon TDI								
1	45.972	128.5	55.621		1:10.626	59.6	2:52.219		8	52.263	104.4	1:08.035	95.4	1:11.347	117.5	3:11.645	
2	1:11.632	97.1	58.535	94.8	1:01.314	85.8	3:11.481		9	1:00.795	121.6	59.527	143.0	58.612	96.4	2:58.934	
3	1:01.491	128.5	46.588	152.7	59.703	54.5	2:47.782		10	54.933	118.5	56.488	86.8	1:01.458	116.6	2:52.879	
4	1:07.235	147.2	47.373	125.2	1:15.843	87.7	3:10.451		11	53.973	128.3	54.393	100.8	1:23.696	96.8	3:12.062	
5	1:01.049	170.4	46.187	136.7	1:01.220	100.0	2:48.456		12	53.487	146.5	53.486	120.2	59.638	170.3	2:46.611	
6	51.896	170.1	48.853	89.6	1:05.886	166.3	2:46.635		13	34.366	228.4	32.586	219.0	41.395	171.8	1:48.347	
7	34.675	227.8	32.251	224.0	42.799	123.7	1:49.725										
4 GENE									ESP SEAT Leon TDI								
1	51.323	115.3	56.904	74.8	1:11.354	64.0	2:59.581		8	48.330	106.8	1:08.906	88.1	1:11.679	78.9	3:08.915	
2	1:13.202	85.0	1:00.457	83.2	59.469	79.2	3:13.128		9	1:01.421	93.8	1:01.069	109.6	54.850	123.3	2:57.340	
3	1:00.780	112.5	50.770	103.2	55.622		2:47.172		10	57.116	114.9	56.156	108.7	59.778	99.8	2:53.050	
4	1:07.427	137.6	46.399	142.1	1:15.926	79.2	3:09.752		11	54.751	139.5	54.591	95.9	1:23.139	78.9	3:12.481	
5	1:02.889	147.2	46.622	171.4	59.093	92.9	2:48.604		12	55.397	138.2	51.976	111.1	58.178	171.8	2:45.551	
6	53.470	150.0	47.226	115.8	1:02.964	171.8	2:43.660		13	34.333	229.0	32.500	219.9	41.061	171.8	1:47.894	
7	34.018	233.1	35.651	213.4	44.331	120.1	1:54.000										
5 MICHELISZ									HUN SEAT Leon TDI								
1	56.456	146.1	54.384		1:13.911	71.1	3:04.751		8	48.294	105.1	1:08.972	95.8	1:11.455	75.6	3:08.721	
2	1:11.687	95.2	1:00.137	83.3	1:00.642	94.8	3:12.466		9	1:01.660	103.8	1:01.202	109.2	54.561	128.7	2:57.423	
3	59.230	117.9	51.746	86.4	53.800		2:44.776		10	57.200	97.9	55.830	107.1	1:00.585	105.6	2:53.615	
4	1:09.625	160.1	48.841	165.6	1:11.791	67.0	3:10.257		11	54.630	134.7	54.437	102.5	1:22.769	77.4	3:11.836	
5	1:04.184	121.6	47.682	157.2	56.711	83.3	2:48.577		12	55.470	139.5	52.245	110.5	57.406	170.6	2:45.121	
6	54.468	124.3	46.359	129.8	1:02.171	169.5	2:42.998		13	34.400	230.1	33.052	224.5	40.610	172.1	1:48.062	
7	34.528	230.1	34.982	219.0	43.759	137.5	1:53.269										



Weather/Track: Sun 28c/Dry 47c

Circuit Length - 4.545 kilometres
Marrakech

2010 FIA World Touring Car Championship

Race 2 - Sector Analysis Report

Lap	S1 Time	S1 Spd	S2 Time	S2 Spd	S3 Time	S3 Spd	Lap Time	Pit	Lap	S1 Time	S1 Spd	S2 Time	S2 Spd	S3 Time	S3 Spd	Lap Time	Pit
6 MULLER FRA Chevrolet Cruze																	
1	44.011	128.5	54.978	89.4	1:11.287	64.0	2:50.276		8	52.809	113.7	1:08.020	85.5	1:10.860	95.8	3:11.689	
2	1:10.833	100.1	59.080	91.1	1:01.094	85.2	3:11.007		9	1:00.482	111.5	59.349	123.0	59.095	114.9	2:58.926	
3	1:00.136	126.4	46.794	142.2	1:01.376		2:48.306		10	53.807	128.9	57.255	102.8	1:01.911	98.8	2:52.973	
4	1:06.681	149.0	47.393	108.7	1:16.404	80.3	3:10.478		11	53.622	123.4	54.998	111.1	1:23.011	117.3	3:11.631	
5	59.184	166.9	47.974	138.8	1:00.843	98.7	2:48.001		12	53.864	159.2	53.607	123.9	1:00.394	168.8	2:47.865	
6	52.097	166.9	49.345		1:05.804	169.5	2:47.246		13	34.494	220.0	32.927	213.4	41.404	169.2	1:48.825	
7	34.463	222.7	32.776	220.4	42.138	130.6	1:49.377										
8 MENU SUI Chevrolet Cruze																	
1	48.235	127.6	56.477	82.2	1:10.690	65.1	2:55.402		5	1:02.173	169.4	45.464	157.6	1:00.994	109.8	2:48.631	
2	1:12.757	89.1	59.519	111.1	59.448	86.5	3:11.724		6	51.539	180.0	48.768	109.6	1:04.605	169.9	2:44.912	
3	1:01.179	111.9	49.053	134.3	57.038		2:47.270										
4	1:07.822	128.5	46.876	160.0	1:15.592	86.7	3:10.290										
10 FARFUS BRA BMW 320si																	
1	46.652	126.5	55.651	83.0	1:10.892	61.0	2:53.195		5	1:01.139	169.8	46.238	135.3	1:00.633	96.5	2:48.010	
2	1:12.833	98.2	58.292	107.0	1:00.407	84.7	3:11.532		6	52.608	181.4	48.572	98.1	1:05.365	167.4	2:46.545	
3	1:01.647	118.7	47.054	135.6	58.935		2:47.636										
4	1:07.383	143.0	47.631	130.5	1:15.588	78.4	3:10.602										
11 PRIAUX GBR BMW 320si																	
1	43.017	130.2	55.154	100.0	1:10.071	70.0	2:48.242		8	52.535	107.7	1:07.723		1:10.649	99.4	3:10.907	
2	1:11.197	114.0	59.501	102.8	1:01.085	82.5	3:11.783		9	1:00.721	115.3	57.832	131.7	1:00.711	124.9	2:59.264	
3	59.751	124.1	45.058	167.4	1:03.853	53.4	2:48.662		10	53.262	138.8	57.953	121.2	1:02.346	96.0	2:53.561	
4	1:05.291	165.7	48.644	100.3	1:15.678	95.5	3:09.613		11	53.245	138.8	55.049	99.9	1:22.753	128.3	3:11.047	
5	59.038	173.0	48.850	156.0	1:01.119	114.9	2:49.007		12	54.395	114.9	53.730	121.8	1:00.952	166.3	2:49.077	
6	51.610	175.0	49.856	80.7	1:06.127	166.3	2:47.593		13	34.688	220.0	32.888	217.3	40.706	166.0	1:48.282	
7	34.695	221.1	32.764	216.0	41.266	137.5	1:48.725										
15 ENGSTLER GER BMW 320si I																	
1	49.155	147.5	57.520	74.1	1:10.848	67.4	2:57.523		8	48.145	109.7	1:08.546	82.5	1:12.082	83.7	3:08.773	
2	1:13.384	90.8	59.907	93.5	59.150	92.9	3:12.441		9	1:00.971	108.9	1:00.685	113.4	55.384	101.1	2:57.040	
3	1:00.709	111.2	50.723	120.2	56.044		2:47.476		10	56.867	131.3	56.378	100.1	1:00.248	96.5	2:53.493	
4	1:07.832	118.1	47.345	126.0	1:14.783	83.7	3:09.960		11	54.588	145.3	54.741	97.0	1:22.645	79.2	3:11.974	
5	1:03.572	144.4	46.609	143.4	58.443	105.4	2:48.624		12	55.779	154.1	52.225	102.9	58.525	165.0	2:46.529	
6	53.396	155.4	47.503	120.1	1:03.364	166.7	2:44.263		13	35.238	221.1	33.919	219.5	42.549	163.9	1:51.706	
7	34.781	221.1	35.715	208.4	44.405	120.7	1:54.901										



Weather/Track: Sun 28c/Dry 47c

Circuit Length - 4.545 kilometres
Marrakech

2010 FIA World Touring Car Championship Race 2 - Sector Analysis Report

Lap S1 Time S1 Spd S2 Time S2 Spd S3 Time S3 Spd Lap Time Pit Lap S1 Time S1 Spd S2 Time S2 Spd S3 Time S3 Spd Lap Time Pit

17 NYKJAER						DEN SEAT Leon TDI									
1	49.916	132.7	57.498	72.6	1:11.077	67.4	2:58.491	8	47.667	122.4	1:08.848	82.3	1:11.733	87.1	3:08.248
2	1:13.513	88.9	59.761	95.5	1:00.064	80.1	3:13.338	9	1:00.503	116.2	1:00.251	135.0	56.405	92.9	2:57.159
3	59.482	108.9	51.223	123.8	56.377		2:47.082	10	56.249	131.5	56.613	111.4	1:00.857	94.3	2:53.719
4	1:07.403	137.8	46.647	132.0	1:15.483	86.8	3:09.533	11	53.845	129.6	54.936	105.2	1:23.188	79.3	3:11.969
5	1:02.918	148.0	46.725	156.9	59.171	103.6	2:48.814	12	54.387	172.7	53.012	100.0	58.323	171.0	2:45.722
6	52.972	160.4	47.864	119.0	1:02.719	171.8	2:43.555	13	34.813	226.7	32.984	219.5	41.095	170.6	1:48.892
7	34.373	225.5	34.771	195.6	44.652	119.0	1:53.796								

18 BARTH						SUI SEAT Leon TDI									
1	47.571	127.1	55.880	86.1	1:10.660	64.5	2:54.111	8	51.943	114.9	1:08.477	89.8	1:11.366	113.9	3:11.786
2	1:13.466	87.7	58.235	120.9	59.951	88.4	3:11.652	9	1:01.028	122.1	58.992	134.8	58.531	98.0	2:58.551
3	1:01.320	132.3	47.149	141.1	59.340	53.9	2:47.809	10	55.066	125.1	56.770	105.2	1:01.121	111.5	2:52.957
4	1:07.564	131.7	47.067	173.3	1:15.635	76.5	3:10.266	11	54.067	119.3	54.449	118.4	1:23.611	92.8	3:12.127
5	1:01.430	181.4	46.337	164.1	1:00.666	105.3	2:48.433	12	54.119	152.0	52.430	127.0	59.557	171.8	2:46.106
6	52.111	187.1	48.350	102.8	1:05.066	171.8	2:45.527	13	34.191	221.6	32.667	219.9	41.581	172.5	1:48.439
7	34.658	227.8	32.488	225.0	42.802	119.0	1:49.948								

20 O'YOUNG						HKG Chevrolet Lacetti						I			
1	1:08.633	104.4	1:06.596	75.7	6:47.253		9:02.482 Pit	7	1:01.620	99.4	1:02.603	100.7	54.374	127.3	2:58.597
2	1:12.007	145.6	48.278	125.8	1:10.773	63.0	3:11.058	8	56.189	109.8	59.876	111.4	58.321	88.7	2:54.386
3	1:04.397	125.3	47.839	133.4	56.162	77.7	2:48.398	9	54.723	139.5	55.782	135.8	1:20.454	86.0	3:10.959
4	54.512	131.7	46.227	138.4	1:03.034	165.3	2:43.773	10	55.920	163.3	51.322	114.5	56.575	166.3	2:43.817
5	36.345	215.8	37.233	177.3	47.395	157.1	2:00.973	11	38.071	190.2	35.865	188.8	45.724	160.9	1:59.660
6	42.190	132.5	1:09.995	90.2	1:09.051	90.3	3:01.236								

21 BENNANI						MAR BMW 320si						I			
1	48.744	133.7	56.522	78.2	1:10.713		2:55.979	8	47.132	123.7	1:08.885	78.7	1:11.313	96.0	3:07.330
2	1:12.832	87.2	59.682	105.7	59.184	89.2	3:11.698	9	1:00.522	118.7	1:00.067	120.4	57.299	96.9	2:57.888
3	1:01.158	112.6	49.479	133.9	56.941		2:47.578	10	55.802	138.8	57.131	103.0	1:00.709	97.2	2:53.642
4	1:07.884	125.8	46.807	154.9	1:15.474	89.2	3:10.165	11	53.906	120.3	54.592	106.0	1:23.412	83.1	3:11.910
5	1:02.361	168.8	45.278	177.0	1:00.870	112.9	2:48.509	12	54.680	167.9	52.631	111.8	59.149	166.0	2:46.460
6	51.934	185.9	48.722	118.1	1:04.636	166.3	2:45.292	13	35.415	221.1	33.329	221.3	41.754	165.0	1:50.498
7	34.895	221.1	35.512	215.1	44.323	125.7	1:54.730								

26 D'ASTE						ITA BMW 320si						I			
1	55.844	149.2	53.953		1:13.366	72.0	3:03.163	8	47.503	99.4	1:11.152	96.3	1:09.648	80.1	3:08.303
2	1:11.313	93.2	1:01.269	79.5	1:00.641	93.3	3:13.223	9	1:01.855	98.3	1:02.089	100.2	54.846	129.2	2:58.790
3	58.692	102.0	51.311	102.4	54.891		2:44.894	10	55.786	100.7	59.695	128.7	58.623	82.7	2:54.104
4	1:08.416	154.6	47.307	171.9	1:14.068	67.9	3:09.791	11	53.446	129.6	56.808	126.9	1:20.756	84.0	3:11.010
5	1:04.420	129.4	47.451	141.1	56.882	85.7	2:48.753	12	55.044	156.2	52.385	109.6	56.264	166.0	2:43.693
6	54.238	129.4	46.710	126.0	1:02.421	164.3	2:43.369	13	35.035	220.0	33.355	213.8	41.481	163.6	1:49.871
7	35.052	220.5	36.002	209.7	44.256	130.2	1:55.310								

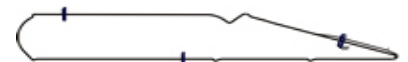


Weather/Track: Sun 28c/Dry 47c

Circuit Length - 4.545 kilometres
Marrakech

2010 FIA World Touring Car Championship Race 2 - Best Sector Speeds Report

SECTOR 1				SECTOR 2				SECTOR 3				
POS	NO	NAME	SPEED	LAP	NO	NAME	SPEED	LAP	NO	NAME	SPEED	LAP
1	4	GENE	233.1	7	18	BARTH	225.0	7	1	TARQUINI	172.5	13
2	5	MICHELISZ	230.1	7	5	MICHELISZ	224.5	13	18	BARTH	172.5	13
3	3	MONTEIRO	228.4	13	1	TARQUINI	224.0	13	5	MICHELISZ	172.1	13
4	2	CORONEL	227.8	7	3	MONTEIRO	224.0	7	3	MONTEIRO	171.8	13
5	18	BARTH	227.8	7	21	BENNANI	221.3	13	4	GENE	171.8	6
6	1	TARQUINI	227.2	7	6	MULLER	220.4	7	17	NYKJAER	171.8	6
7	17	NYKJAER	226.7	13	4	GENE	219.9	13	2	CORONEL	169.9	12
8	6	MULLER	222.7	7	15	ENGSTLER	219.5	13	8	MENU	169.9	6
9	11	PRIAULX	221.1	7	17	NYKJAER	219.5	13	6	MULLER	169.5	6
10	15	ENGSTLER	221.1	7	11	PRIAULX	217.3	13	10	FARFUS	167.4	6
11	21	BENNANI	221.1	7	2	CORONEL	215.1	7	15	ENGSTLER	166.7	6
12	26	D'ASTE	220.5	7	26	D'ASTE	213.8	13	11	PRIAULX	166.3	6
13	20	O'YOUNG	215.8	5	20	O'YOUNG	188.8	11	20	O'YOUNG	166.3	10
14	10	FARFUS	181.4	6	8	MENU	160.0	4	21	BENNANI	166.3	6
15	8	MENU	180.0	6	10	FARFUS	135.6	3	26	D'ASTE	166.0	12



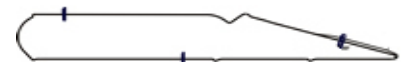
Weather/Track: Sun 28c/Dry 47c

Circuit Length - 4.545 kilometres
Marrakech

2010 FIA World Touring Car Championship Race 2 - Best Sector Times Report

POS	NO	SECTOR 1		SECTOR 2		SECTOR 3		IDEAL/BEST LAP COMPARISON							
		TIME	LAP	NO	TIME	LAP	NO	TIME	LAP	NO	NAME	IDEAL	BEST	LAP	DIFF
1	4	34.018	7	3	32.251	7	5	40.610	13	4	GENE	1:47.579	1:47.894	13	+ 0.315
2	1	34.096	13	2	32.372	7	11	40.706	13	2	CORONEL	1:48.010	1:48.377	13	+ 0.367
3	18	34.191	13	18	32.488	7	4	41.061	13	3	MONTEIRO	1:48.012	1:48.347	13	+ 0.335
4	2	34.213	13	4	32.500	13	17	41.095	13	5	MICHELISZ	1:48.062	1:48.062	13	+ 0.000
5	3	34.366	13	1	32.603	13	3	41.395	13	11	PRIAULX	1:48.158	1:48.282	13	+ 0.124
6	17	34.373	7	11	32.764	7	6	41.404	13	18	BARTH	1:48.260	1:48.439	13	+ 0.179
7	5	34.400	13	6	32.776	7	2	41.425	13	1	TARQUINI	1:48.334	1:48.334	13	+ 0.000
8	6	34.463	7	17	32.984	13	26	41.481	13	17	NYKJAER	1:48.452	1:48.892	13	+ 0.440
9	11	34.688	13	5	33.052	13	18	41.581	13	6	MULLER	1:48.643	1:48.825	13	+ 0.182
10	15	34.781	7	21	33.329	13	1	41.635	13	26	D'ASTE	1:49.871	1:49.871	13	+ 0.000
11	21	34.895	7	26	33.355	13	21	41.754	13	21	BENNANI	1:49.978	1:50.498	13	+ 0.520
12	26	35.035	13	15	33.919	13	15	42.549	13	15	ENGSTLER	1:51.249	1:51.706	13	+ 0.457
13	20	36.345	5	20	35.865	11	20	45.724	11	20	O'YOUNG	1:57.934	1:59.660	11	+ 1.726
14	10	46.652	1	8	45.464	5	8	57.038	3	8	MENU	2:30.737	2:44.912	6	+ 14.17
15	8	48.235	1	10	46.238	5	10	58.935	3	10	FARFUS	2:31.825	2:46.545	6	+ 14.72

'Perfect Lap' - 1:46.879



Weather/Track: Sun 28c/Dry 47c

Circuit Length - 4.545 kilometres
Marrakech

2010 FIA World Touring Car Championship

RACE 2 - LAP CHART

Lap 1			Lap 2			Lap 3			Lap 4			Lap 5		
No	Behind	Laptime	No	Behind	Laptime	No	Behind	Laptime	No	Behind	Laptime	No	Behind	Laptime
11		2:48.242	11		3:11.783	11		2:48.662	11		3:09.613	11		2:49.007
6	2.034	2:50.276	6	1.258	3:11.007	6	0.902	2:48.306	6	1.767	3:10.478	6	0.761	2:48.001
2	2.921	2:51.163	2	2.172	3:11.034	2	1.879	2:48.369	2	2.575	3:10.309	2	1.946	2:48.378
3	3.977	2:52.219	3	3.675	3:11.481	3	2.795	2:47.782	3	3.633	3:10.451	3	3.082	2:48.456
10	4.953	2:53.195	10	4.702	3:11.532	10	3.676	2:47.636	10	4.665	3:10.602	10	3.668	2:48.010
18	5.869	2:54.111	18	5.738	3:11.652	18	4.885	2:47.809	18	5.538	3:10.266	18	4.964	2:48.433
8	7.160	2:55.402	8	7.101	3:11.724	8	5.709	2:47.270	8	6.386	3:10.290	8	6.010	2:48.631
21	7.737	2:55.979	21	7.652	3:11.698	21	6.568	2:47.578	21	7.120	3:10.165	21	6.622	2:48.509
1	8.619	2:56.861	1	8.900	3:12.064	1	7.408	2:47.170	1	8.054	3:10.259	1	7.600	2:48.553
15	9.281	2:57.523	15	9.939	3:12.441	15	8.753	2:47.476	15	9.100	3:09.960	15	8.717	2:48.624
17	10.249	2:58.491	17	11.804	3:13.338	17	10.224	2:47.082	17	10.144	3:09.533	17	9.951	2:48.814
4	11.339	2:59.581	4	12.684	3:13.128	4	11.194	2:47.172	4	11.333	3:09.752	4	10.930	2:48.604
26	14.921	3:03.163	26	16.361	3:13.223	26	12.593	2:44.894	26	12.771	3:09.791	26	12.517	2:48.753
5	16.509	3:04.751	5	17.192	3:12.466	20	2 LAPS	9:02.482P	5	13.950	3:10.257	5	13.520	2:48.577
						5	13.306	2:44.776	20	2 LAPS	3:11.058	20	2 LAPS	2:48.398

Weather/Track: Sun 28c/Dry 47c

www.mstworld.com

Page 1 of 3

Marrakech
Circuit Length = 4.5450 km.
Start: 14:34 End: 15:10

Printed - 15:15 Sunday, 02 May 2010

**2010 FIA World Touring Car Championship
RACE 2 - LAP CHART**

(contd.)

Lap 6			Lap 7			Lap 8			Lap 9			Lap 10		
No	Behind	Laptime	No	Behind	Laptime	No	Behind	Laptime	No	Behind	Laptime	No	Behind	Laptime
11		2:47.593	11		1:48.725	11		3:10.907	11		2:59.264	11		2:53.561
6	0.414	2:47.246	6	1.066	1:49.377	6	1.848	3:11.689	6	1.510	2:58.926	6	0.922	2:52.973
2	1.436	2:47.083	2	1.553	1:48.842	2	2.770	3:12.124	2	2.791	2:59.285	2	1.944	2:52.714
3	2.124	2:46.635	3	3.124	1:49.725	3	3.862	3:11.645	3	3.532	2:58.934	3	2.850	2:52.879
10	2.620	2:46.545	18	4.121	1:49.948	18	5.000	3:11.786	18	4.287	2:58.551	18	3.683	2:52.957
18	2.898	2:45.527	1	9.682	1:53.658	1	6.165	3:07.390	1	4.820	2:57.919	1	4.966	2:53.707
8	3.329	2:44.912	21	10.326	1:54.730	21	6.749	3:07.330	21	5.373	2:57.888	21	5.454	2:53.642
21	4.321	2:45.292	17	10.984	1:53.796	17	8.325	3:08.248	17	6.220	2:57.159	17	6.378	2:53.719
1	4.749	2:44.742	15	11.563	1:54.901	15	9.429	3:08.773	15	7.205	2:57.040	15	7.137	2:53.493
15	5.387	2:44.263	4	12.272	1:54.000	4	10.280	3:08.915	4	8.356	2:57.340	4	7.845	2:53.050
17	5.913	2:43.555	5	13.469	1:53.269	5	11.283	3:08.721	5	9.442	2:57.423	5	9.496	2:53.615
4	6.997	2:43.660	26	14.878	1:55.310	26	12.274	3:08.303	26	11.800	2:58.790	26	12.343	2:54.104
26	8.293	2:43.369	20	2 LAPS	2:00.973	20	2 LAPS	3:01.236	20	2 LAPS	2:58.597	20	2 LAPS	2:54.386
5	8.925	2:42.998												
20	2 LAPS	2:43.773												

Weather/Track: Sun 28c/Dry 47c

www.mstworld.com

Page 2 of 3

Marrakech
Circuit Length = 4.5450 km.
Start: 14:34 End: 15:10

Printed - 15:15 Sunday, 02 May 2010

**2010 FIA World Touring Car Championship
RACE 2 - LAP CHART**

(contd.)

Lap 11			Lap 12			Lap 13			Lap 14			Lap 15		
No	Behind	Laptime	No	Behind	Laptime	No	Behind	Laptime	No	Behind	Laptime	No	Behind	Laptime
11		3:11.047	11		2:49.077	11		1:48.282						
6	1.506	3:11.631	6	0.294	2:47.865	6	0.837	1:48.825						
2	2.575	3:11.678	2	1.133	2:47.635	2	1.228	1:48.377						
3	3.865	3:12.062	3	1.399	2:46.611	3	1.464	1:48.347						
18	4.763	3:12.127	18	1.792	2:46.106	18	1.949	1:48.439						
1	5.827	3:11.908	1	2.343	2:45.593	1	2.395	1:48.334						
21	6.317	3:11.910	21	3.700	2:46.460	17	4.555	1:48.892						
17	7.300	3:11.969	17	3.945	2:45.722	4	5.365	1:47.894						
15	8.064	3:11.974	15	5.516	2:46.529	21	5.916	1:50.498						
4	9.279	3:12.481	4	5.753	2:45.551	5	6.109	1:48.062						
5	10.285	3:11.836	5	6.329	2:45.121	26	8.511	1:49.871						
26	12.306	3:11.010	26	6.922	2:43.693	15	8.940	1:51.706						
20	2 LAPS	3:10.959	20	2 LAPS	2:43.817	20	2 LAPS	1:59.660						

Weather/Track: Sun 28c/Dry 47c

www.mstworld.com

Page 3 of 3

Marrakech
Circuit Length = 4.5450 km.
Start: 14:34 End: 15:10

Printed - 15:15 Sunday, 02 May 2010