



# **WTCC**

## **FIA World Touring Car Championship**

*Rounds 13 & 14*  
Porto, Portugal  
3 – 5 July 2009



Timing and Results by MST Systems Ltd

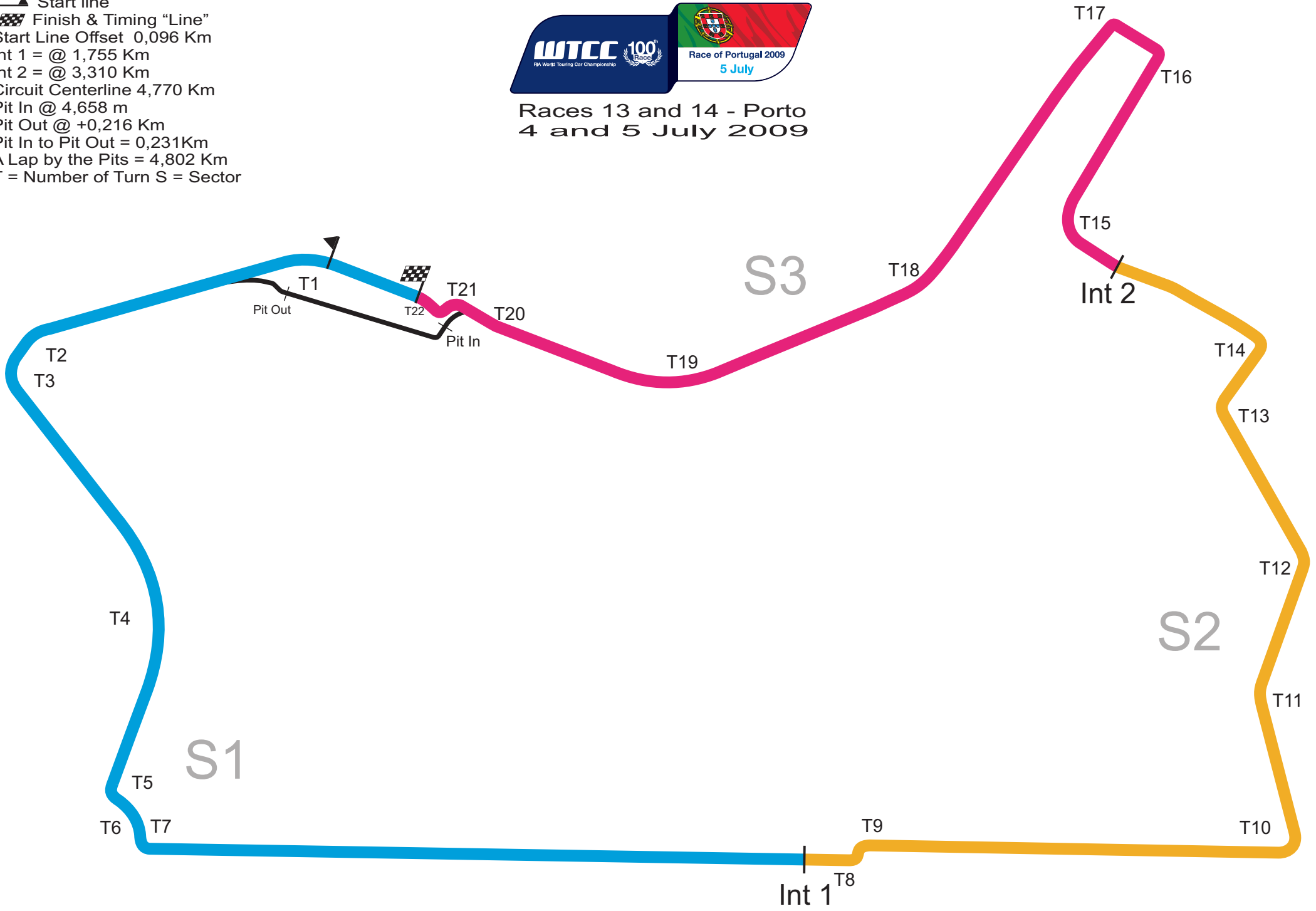
[www.fiawtcc.com](http://www.fiawtcc.com)

[www.mstworld.com](http://www.mstworld.com)

▲ Start line  
 🏁 Finish & Timing "Line"  
 Start Line Offset 0,096 Km  
 Int 1 = @ 1,755 Km  
 Int 2 = @ 3,310 Km  
 Circuit Centerline 4,770 Km  
 Pit In @ 4,658 m  
 Pit Out @ +0,216 Km  
 Pit In to Pit Out = 0,231Km  
 A Lap by the Pits = 4,802 Km  
 T = Number of Turn S = Sector



**Races 13 and 14 - Porto**  
**4 and 5 July 2009**



## 2009 FIA World Touring Car Championship TESTING

POS	NO	CL	DRIVER	NAT	CAR	TIME	LAPS	GAP	KPH
1	8		Augusto FARFUS	BRA	BMW 320si	2:10.161	12		131.92
2	11		Robert HUFF	GBR	Chevrolet Cruze	2:10.590	11	0.429	131.49
3	12		Alain MENU	SUI	Chevrolet Cruze	2:10.840	11	0.679	131.24
4	2		Gabriele TARQUINI	ITA	SEAT Leon TDI	2:10.886	12	0.725	131.19
5	5		Tiago MONTEIRO	POR	SEAT Leon TDI	2:11.092	11	0.931	130.99
6	14		Nicola LARINI	ITA	Chevrolet Cruze	2:11.176	11	1.015	130.90
7	7		Jorg MULLER	GER	BMW 320si	2:11.586	12	1.425	130.50
8	6		Andy PRIAULX	GBR	BMW 320si	2:11.640	13	1.479	130.44
9	3		Rickard RYDELL	SWE	SEAT Leon TDI	2:11.784	12	1.623	130.30
10	4		Jordi GENE	ESP	SEAT Leon TDI	2:11.949	11	1.788	130.14
11	21	I	Tom CORONEL	NED	SEAT Leon	2:12.062	10	1.901	130.03
12	27	I	Stefano D'ASTE	ITA	BMW 320si	2:12.099	11	1.938	129.99
13	1		Yvan MULLER	FRA	SEAT Leon TDI	2:12.298	9	2.137	129.79
14	9		Alessandro ZANARDI	ITA	BMW 320si	2:12.689	11	2.528	129.41
15	18		Jaap van LAGEN	NED	LADA 110	2:13.063	10	2.902	129.05
16	23	I	Felix PORTEIRO	ESP	BMW 320si	2:13.225	12	3.064	128.89
17	10		Sergio HERNANDEZ	ESP	BMW 320si	2:13.459	11	3.298	128.66
18	22	I	Tom BOARDMAN	GBR	SEAT Leon	2:14.435	12	4.274	127.73
19	25	I	Franz ENGSTLER	GER	BMW 320si	2:14.549	12	4.388	127.62
20	30	I	Mehdi BENNANI	MAR	SEAT Leon	2:15.053	12	4.892	127.15
21	19		Kirill LADYGIN	RUS	LADA 110	2:15.099	12	4.938	127.10
22	26	I	Kristian POULSEN	DEN	BMW 320si	2:15.776	11	5.615	126.47
23	35	I	Diego PUYO	ESP	SEAT Leon	2:15.942	6	5.781	126.31

Car 36 completed 2 laps into the pits.  
Weather/Track: Overcast 22°/Dry 31°

Circuito da Boavista  
Circuit Length = 4.7700 km.  
Start: 15:00 End: 15:30

Race Director:	Steward:	Timekeeper:
----------------	----------	-------------

# 2009 FIA World Touring Car Championship

## Testing - Sector Analysis Report

Lap S1 Time S1 Spd S2 Time S2 Spd S3 Time S3 Spd Lap Time Pit Lap S1 Time S1 Spd S2 Time S2 Spd S3 Time S3 Spd Lap Time Pit

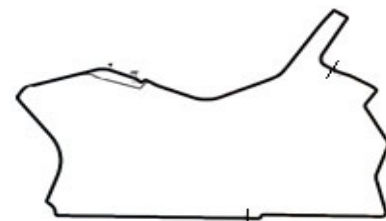
1 MULLER						FRA	SEAT Leon TDI						
1	11:08.951	130.1	55.467	120.5	42.170	12:46.588	6	47.172	207.5	46.592	121.7	38.534	2:12.298
2	48.813	187.4	49.321	112.6	39.008	2:17.142	7	47.328	182.1	48.502	118.1	45.661	2:21.491 Pit
3	47.840	190.5	47.320	116.8	38.627	2:13.787	8	3:30.324	194.7	48.622	109.4	39.711	4:58.657
4	47.471	205.5	46.872	116.9	53.669	2:28.012 Pit	9	46.609	209.6	45.962	122.4	49.512	2:22.083 Pit
5	6:26.910	207.9	47.166	120.1	41.195	7:55.271							

2 TARQUINI						ITA	SEAT Leon TDI						
1	11:10.362	137.9	54.677	108.3	43.191	12:48.230	8	4:38.126	167.3	49.445	110.1	39.726	6:07.297
2	48.782	189.8	49.346	116.0	39.579	2:17.707	9	46.738	209.6	46.127	124.0	38.021	2:10.886
3	47.639	200.7	47.266	118.5	40.701	2:15.606	10	46.807	210.9	45.915	128.2	38.763	2:11.485
4	50.583	210.9	48.214	115.2	39.617	2:18.414	11	50.282	167.0	51.869	122.8	40.207	2:22.358
5	47.262	197.3	55.114	118.2	39.086	2:21.462	12	46.708	210.4	46.038	122.7	38.979	2:11.725
6	47.144	205.1	47.228	119.8	39.050	2:13.422							
7	47.163	208.3	46.913	122.4	47.158	2:21.234 Pit							

3 RYDELL						SWE	SEAT Leon TDI						
1	11:11.448	139.0	54.524	104.5	44.241	12:50.213	8	47.642	210.4	47.813	114.8	45.918	2:21.373 Pit
2	48.649	190.5	48.789	115.3	39.702	2:17.140	9	3:53.521	208.3	49.529	119.4	40.230	5:23.280
3	47.868	210.9	47.362	116.2	39.563	2:14.793	10	46.649	213.4	46.051	128.5	39.716	2:12.416
4	50.605	200.3	48.507	112.5	39.322	2:18.434	11	56.415	144.0	55.804	90.9	42.346	2:34.565
5	47.467	198.8	56.087	112.7	38.937	2:22.491	12	46.815	211.7	46.389	127.2	38.580	2:11.784
6	47.405	207.9	47.128	121.7	39.232	2:13.765							
7	47.387	211.3	46.612	125.1	38.813	2:12.812							

4 GENE						ESP	SEAT Leon TDI						
1	11:12.556	146.8	55.568	101.9	43.054	12:51.178	7	48.528	205.9	48.136	111.3	45.961	2:22.625 Pit
2	48.971	195.1	49.301	111.6	39.537	2:17.809	8	1:23.821	179.0	52.023	95.0	51.491	3:07.335 Pit
3	47.933	207.5	47.787	113.3	38.742	2:14.462	9	5:16.418	184.7	48.522	115.7	39.260	6:44.200
4	50.228	210.0	48.212	110.4	39.495	2:17.935	10	47.351	174.5	55.808	88.2	39.702	2:22.861
5	47.527	206.7	56.155	106.2	38.928	2:22.610	11	46.794	209.2	46.201	130.7	38.954	2:11.949
6	47.421	208.3	47.083	119.8	39.118	2:13.622							

5 MONTEIRO						POR	SEAT Leon TDI						
1	11:09.577	137.5	53.596	129.7	42.598	12:45.771	7	46.897	207.9	47.169	126.0	38.459	2:12.525
2	49.011	204.7	48.706	115.9	39.544	2:17.261	8	47.555	208.8	47.709	111.9	43.375	2:18.639 Pit
3	47.797	211.7	47.230	113.9	38.670	2:13.697	9	2:56.597	170.5	50.968	100.7	41.065	4:28.630
4	47.098	212.6	50.399	112.5	39.802	2:17.299	10	46.694	212.6	46.356	118.6	39.397	2:12.447
5	47.175	203.9	54.405	113.9	44.712	2:26.292 Pit	11	46.413	209.2	46.287	120.4	38.392	2:11.092
6	4:59.537	203.5	48.424	114.3	39.393	6:27.354							



Weather/Track: Overcast 22° / Dry 31°

Circuit Length - 4.770 kilometres  
Circuito da Boavista  
Porto

# 2009 FIA World Touring Car Championship Testing - Sector Analysis Report

Lap S1 Time S1 Spd S2 Time S2 Spd S3 Time S3 Spd Lap Time Pit Lap S1 Time S1 Spd S2 Time S2 Spd S3 Time S3 Spd Lap Time Pit

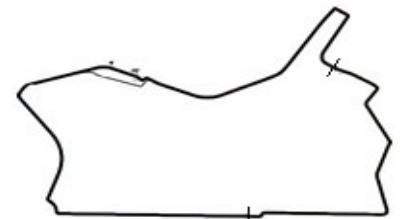
6 PRIAULX					GBR		BMW 320si						
1	11:13.922	162.8	55.147	113.0	43.973	12:53.042	8	47.298	206.3	46.141	127.2	38.328	2:11.767
2	47.940	193.3	48.894	113.1	39.683	2:16.517	9	47.737	205.9	46.839	124.4	43.690	2:18.266 Pit
3	47.988	201.5	47.685	118.5	40.539	2:16.212	10	2:28.295	205.1	49.764	116.4	38.731	3:56.790
4	48.666	192.9	50.498	117.6	39.863	2:19.027	11	47.029	205.9	45.893	120.4	40.865	2:13.787
5	47.192	203.9	57.304	119.4	38.511	2:23.007	12	54.866	191.2	47.839	118.8	38.752	2:21.457
6	47.161	205.9	46.183	122.4	40.217	2:13.561	13	46.976	206.3	46.119	128.6	38.545	2:11.640
7	47.140	204.7	49.143	115.9	39.085	2:15.368							

7 MULLER					GER		BMW 320si						
1	12:26.974	190.1	51.355	90.2	42.526	14:00.855	8	47.559	206.7	46.670	117.8	47.665	2:21.894 Pit
2	48.543	196.2	48.047	121.7	39.243	2:15.833	9	4:01.514	205.9	46.802	116.2	38.476	5:26.792
3	47.875	205.5	47.155	118.6	39.774	2:14.804	10	47.296	206.7	46.251	119.4	38.403	2:11.950
4	47.978	205.5	46.848	116.2	38.682	2:13.508	11	47.448	206.3	47.423	110.6	45.369	2:20.240
5	47.586	205.9	46.994	114.8	38.822	2:13.402	12	47.122	206.3	46.263	119.4	38.201	2:11.586
6	47.563	206.3	46.483	123.0	38.504	2:12.550							
7	47.360	206.3	46.408	119.7	38.652	2:12.420							

8 FARFUS					BRA		BMW 320si						
1	11:18.545	177.8	54.025	115.2	43.272	12:55.842	8	47.402	206.7	45.888	118.6	45.763	2:19.053 Pit
2	48.609	195.1	47.300	119.1	42.712	2:18.621	9	4:20.129	186.7	49.757	122.4	38.179	5:48.065
3	47.431	207.1	46.609	124.6	38.703	2:12.743	10	47.015	206.3	45.779	124.3	38.745	2:11.539
4	52.085	200.0	48.849	123.7	39.284	2:20.218	11	47.085	183.4	46.935	127.1	37.814	2:11.834
5	47.127	201.1	56.941	124.6	38.195	2:22.263	12	46.715	206.3	45.613	123.7	37.833	2:10.161
6	47.188	206.7	46.073	125.9	39.616	2:12.877							
7	47.096	207.1	46.034	123.0	38.240	2:11.370							

9 ZANARDI					ITA		BMW 320si						
1	11:19.892	167.8	53.980	105.7	44.267	12:58.139	7	47.496	207.1	46.621	129.9	41.647	2:15.764
2	49.036	191.2	49.185	114.3	40.656	2:18.877	8	51.561	200.7	51.575	106.9	50.079	2:33.215 Pit
3	48.372	205.5	48.709	112.5	40.116	2:17.197	9	4:33.447	204.7	50.799	108.7	39.613	6:03.859
4	57.152	113.6	50.472	110.6	40.421	2:28.045	10	47.307	207.9	46.872	119.0	39.208	2:13.387
5	47.901	148.2	55.953	111.1	45.735	2:29.589	11	47.364	207.5	46.561	117.4	38.764	2:12.689
6	47.285	208.3	47.437	120.9	43.771	2:18.493							

10 HERNANDEZ					ESP		BMW 320si						
1	11:15.065	171.4	54.824	107.3	43.959	12:53.848	7	5:35.483	203.1	47.197	123.1	38.408	7:01.088
2	48.574	200.0	48.539	112.4	39.532	2:16.645	8	48.081	205.9	46.879	125.4	38.567	2:13.527
3	48.267	200.0	48.257	117.7	39.478	2:16.002	9	48.028	205.1	46.887	121.0	38.544	2:13.459
4	48.727	195.1	47.670	117.8	38.983	2:15.380	10	48.087	206.3	46.961	121.9	38.793	2:13.841
5	47.960	200.3	55.578	107.7	39.047	2:22.585	11	48.330	205.5	46.940	118.6	38.686	2:13.956
6	47.978	197.3	47.491	116.8	48.126	2:23.595 Pit							

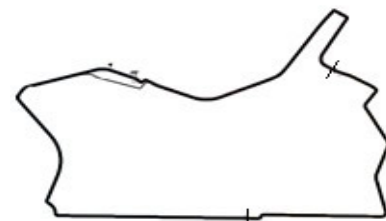


Weather/Track: Overcast 22° /Dry 31°

Circuit Length - 4.770 kilometres  
Circuito da Boavista  
Porto

# 2009 FIA World Touring Car Championship Testing - Sector Analysis Report

Lap	S1 Time	S1 Spd	S2 Time	S2 Spd	S3 Time	S3 Spd	Lap Time	Pit	Lap	S1 Time	S1 Spd	S2 Time	S2 Spd	S3 Time	S3 Spd	Lap Time	Pit
<b>11 HUFF</b>																	
<b>GBR</b>									<b>Chevrolet Cruze</b>								
1	11:20.880	171.4	53.960	102.7	46.232		13:01.072		7	46.881	207.5	46.667	125.4	38.621		2:12.169	
2	48.276	195.1	48.918	117.3	40.916		2:18.110		8	46.917	207.5	46.790	125.0	38.258		2:11.965	
3	47.809	204.3	50.686	97.1	42.097		2:20.592		9	47.963	207.1	47.517	123.4	46.917		2:22.397	Pit
4	47.300	209.6	47.138	122.0	38.807		2:13.245		10	4:09.177	186.7	49.959	110.4	43.821		5:42.957	
5	48.832	175.7	58.503	113.8	52.525		2:39.860	Pit	11	46.625	209.6	46.143	125.9	37.822		2:10.590	
6	3:17.494	159.3	49.697	114.7	41.576		4:48.767										
<b>12 MENU</b>																	
<b>SUI</b>									<b>Chevrolet Cruze</b>								
1	11:24.212	188.1	56.896	104.4	43.728		13:04.836		7	47.070	206.7	46.438	123.0	38.277		2:11.785	
2	48.111	205.5	47.932	124.9	39.347		2:15.390		8	47.222	207.1	46.192	122.7	38.312		2:11.726	
3	47.626	208.3	48.748	104.0	40.908		2:17.282		9	50.366	150.0	50.801	105.9	44.506		2:25.673	Pit
4	47.641	207.9	47.065	122.3	38.973		2:13.679		10	4:34.405	150.0	50.421	108.7	43.371		6:08.197	
5	49.212	153.9	57.354	113.8	46.635		2:33.201	Pit	11	46.807	207.5	46.318	124.1	37.715		2:10.840	
6	2:57.983	196.9	49.181	115.8	39.619		4:26.783										
<b>14 LARINI</b>																	
<b>ITA</b>									<b>Chevrolet Cruze</b>								
1	11:25.794	188.4	56.813	87.9	44.360		13:06.967		7	46.921	207.9	45.911	123.4	38.344		2:11.176	
2	47.891	207.9	47.787	121.5	41.225		2:16.903		8	47.037	208.3	47.471	122.3	50.591		2:25.099	Pit
3	47.564	208.3	46.782	111.6	40.335		2:14.681		9	2:47.119	179.0	50.582	105.3	43.550		4:21.251	
4	47.379	209.2	46.961	124.3	38.906		2:13.246		10	47.102	157.9	51.695	118.2	41.193		2:19.990	
5	49.694	171.7	57.809	115.3	50.336		2:37.839	Pit	11	46.798	208.3	46.173	123.8	38.539		2:11.510	
6	3:56.137	182.1	50.780	108.0	41.753		5:28.670										
<b>18 LAGEN</b>																	
<b>NED</b>									<b>LADA 110</b>								
1	11:47.482	133.6	57.234	80.5	46.292		13:31.008		7	47.926	206.3	48.444	122.1	48.458		2:24.828	Pit
2	49.884	171.9	50.484	113.1	41.614		2:21.982		8	7:15.786	194.4	48.354	124.1	39.494		8:43.634	
3	48.518	178.1	48.934	116.8	41.154		2:18.606		9	47.707	205.9	47.470	119.5	38.692		2:13.869	
4	48.514	196.9	48.002	127.5	39.634		2:16.150		10	47.295	206.7	46.939	125.0	38.829		2:13.063	
5	47.911	204.7	48.924	119.0	39.755		2:16.590										
6	47.815	206.3	47.796	124.1	39.009		2:14.620										
<b>19 LADYGIN</b>																	
<b>RUS</b>									<b>LADA 110</b>								
1	11:44.437	132.3	59.173	77.9	46.662		13:30.272		8	48.270	204.7	47.953	116.5	39.336		2:15.559	
2	49.930	190.8	50.016	116.8	42.079		2:22.025		9	48.060	204.7	47.644	119.0	39.395		2:15.099	
3	48.761	203.9	49.839	101.7	42.024		2:20.624		10	48.519	204.7	47.870	117.3	40.957		2:17.346	
4	48.926	202.3	48.990	125.1	40.624		2:18.540		11	48.345	205.1	47.778	117.3	41.074		2:17.197	
5	48.796	204.7	48.934	113.3	56.647		2:34.377	Pit	12	48.067	206.3	48.964	118.4	44.137		2:21.168	Pit
6	3:57.164	197.3	48.056	114.3	40.779		5:25.999										
7	48.515	204.3	48.441	114.9	39.680		2:16.636										



Weather/Track: Overcast 22° /Dry 31°

Circuit Length - 4.770 kilometres  
Circuito da Boavista  
Porto

# 2009 FIA World Touring Car Championship

## Testing - Sector Analysis Report

Lap S1 Time S1 Spd S2 Time S2 Spd S3 Time S3 Spd Lap Time Pit Lap S1 Time S1 Spd S2 Time S2 Spd S3 Time S3 Spd Lap Time Pit

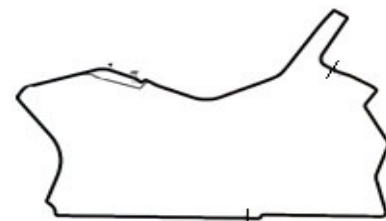
21 CORONEL						NED		SEAT Leon			I		
1	10:56.159	206.3	51.965	97.2	41.802	12:29.926	7	48.640	207.9	49.068	112.4	47.659	2:25.367 Pit
2	48.780	207.5	48.778	113.0	39.379	2:16.937	8	3:42.647	209.2	46.505	120.4	38.703	5:07.855
3	48.176	208.8	47.621	112.9	38.989	2:14.786	9	47.565	207.9	46.164	121.0	38.333	2:12.062
4	47.811	209.6	47.045	120.0	39.173	2:14.029	10	47.338	209.6	46.364	122.6	38.360	2:12.062
5	48.335	206.7	47.296	114.4	38.993	2:14.624							
6	47.836	207.9	46.921	120.1	38.333	2:13.090							

22 BOARDMAN						GBR		SEAT Leon			I		
1	11:09.233	124.7	58.439	115.3	47.655	12:55.327	8	48.494	205.5	48.759	123.7	49.170	2:26.423 Pit
2	50.179	174.5	49.951	124.9	40.964	2:21.094	9	4:05.769	197.3	49.719	112.6	40.315	5:35.803
3	48.132	207.5	48.884	117.8	39.734	2:16.750	10	47.585	207.1	47.114	125.9	39.736	2:14.435
4	48.304	203.9	49.496	121.3	40.061	2:17.861	11	47.543	207.9	47.381	119.4	39.718	2:14.642
5	50.035	165.1	1:00.893	115.4	46.832	2:37.760	12	47.696	207.1	47.744	120.9	39.892	2:15.332
6	48.208	205.9	48.764	126.5	40.549	2:17.521							
7	48.435	206.7	48.671	121.7	40.102	2:17.208							

23 PORTEIRO						ESP		BMW 320si			I		
1	11:33.568	148.0	59.411	92.4	48.609	13:21.588	8	48.383	205.5	47.215	126.9	39.698	2:15.296
2	53.764	156.5	53.056	105.7	45.997	2:32.817	9	48.430	204.7	47.299	127.2	48.048	2:23.777 Pit
3	50.896	177.2	49.872	118.8	42.238	2:23.006	10	2:50.944	184.1	51.681	123.4	40.003	4:22.628
4	48.810	204.7	48.797	120.4	39.990	2:17.597	11	47.994	191.5	53.732	125.1	39.239	2:20.965
5	48.570	204.7	48.165	124.1	40.576	2:17.311	12	47.648	205.1	46.910	124.0	38.667	2:13.225
6	48.573	205.1	47.714	123.6	39.636	2:15.923							
7	50.720	180.0	48.122	122.4	39.719	2:18.561							

25 ENGSTLER						GER		BMW 320si			I		
1	11:46.683	118.5	59.282	83.4	49.098	13:35.063	8	52.487	203.5	47.650	121.5	38.945	2:19.082
2	51.061	181.2	50.970	106.0	42.593	2:24.624	9	48.102	204.7	46.824	129.7	39.623	2:14.549
3	49.926	188.7	50.312	106.7	43.470	2:23.708	10	48.130	203.1	47.788	117.2	39.118	2:15.036
4	49.636	189.4	49.873	114.5	41.141	2:20.650	11	48.033	205.1	47.891	112.4	55.744	2:31.668 Pit
5	50.235	203.1	48.952	111.2	40.720	2:19.907	12	2:40.217	168.1	48.208	125.1	43.268	4:11.693
6	48.492	203.1	48.421	119.3	39.866	2:16.779							
7	48.248	204.7	47.898	120.2	40.208	2:16.354							

26 POULSEN						DEN		BMW 320si			I		
1	11:45.588	123.8	58.596	82.0	53.560	13:37.744 Pit	7	48.708	195.5	48.625	121.7	49.959	2:27.292 Pit
2	1:38.236	193.3	50.864	118.5	43.449	3:12.549	8	3:07.756	201.5	48.760	113.1	39.633	4:36.149
3	50.689	185.4	50.963	109.8	43.438	2:25.090	9	48.395	205.9	47.854	118.4	39.527	2:15.776
4	49.974	191.9	49.220	120.2	40.545	2:19.739	10	48.312	207.1	47.772	119.4	39.847	2:15.931
5	49.363	206.3	49.589	112.4	40.931	2:19.883	11	48.487	205.1	47.855	129.1	39.540	2:15.882
6	49.173	203.9	48.691	121.2	40.148	2:18.012							



Weather/Track: Overcast 22° / Dry 31°

Circuit Length - 4.770 kilometres  
Circuito da Boavista  
Porto

# 2009 FIA World Touring Car Championship Testing - Sector Analysis Report

Lap S1 Time S1 Spd S2 Time S2 Spd S3 Time S3 Spd Lap Time Pit Lap S1 Time S1 Spd S2 Time S2 Spd S3 Time S3 Spd Lap Time Pit

27 D'ASTE						ITA		BMW 320si				I		
1	11:31.704	170.5	52.339	91.7	44.793	13:08.836		7	47.821	206.3	47.172	119.7	55.571	2:30.564 Pit
2	48.183	199.6	47.828	114.5	40.260	2:16.271		8	3:53.505	201.9	46.876	118.5	49.808	5:30.189 Pit
3	47.607	205.5	47.030	121.3	40.876	2:15.513		9	3:13.768	206.7	46.061	120.8	39.581	4:39.410
4	47.590	205.5	46.969	119.7	38.632	2:13.191		10	47.244	207.1	46.377	119.3	1:04.424	2:38.045
5	48.744	164.4	58.505	111.8	42.771	2:30.020		11	47.209	206.3	46.277	118.1	38.613	2:12.099
6	47.454	206.7	46.597	121.0	40.300	2:14.351								


30 BENNANI						MAR		SEAT Leon				I		
1	11:39.667	163.8	55.409	102.6	44.382	13:19.458		8	3:47.301	178.1	49.635	112.6	39.660	5:16.596
2	50.784	202.3	50.735	114.3	40.506	2:22.025		9	48.129	206.3	47.801	122.0	39.123	2:15.053
3	48.966	205.5	49.159	118.6	42.549	2:20.674		10	48.164	208.8	47.902	118.4	40.133	2:16.199
4	49.096	203.9	49.702	117.7	40.239	2:19.037		11	48.182	206.3	47.451	124.0	40.730	2:16.363
5	48.942	204.7	49.232	120.2	39.977	2:18.151		12	48.655	207.1	48.413	127.1	39.727	2:16.795
6	48.455	207.9	48.180	122.3	39.634	2:16.269								
7	48.240	207.5	48.546	128.3	55.660	2:32.446 Pit								

35 PUYO						ESP		SEAT Leon				I		
1	11:00.019	181.5	51.621	115.4	41.367	12:33.007		5	48.830	203.9	2:04.892	81.8	1:19.607	4:13.329 Pit
2	48.749	195.1	48.972	123.8	39.559	2:17.280		6	15:03.139	200.7	51.501	118.8	40.589	16:35.229
3	48.278	198.1	48.267	123.6	39.397	2:15.942								
4	48.365	202.3	48.285	125.9	40.823	2:17.473								

36 THOMPSON						GBR		LADA Priora				I		
1	11:43.675	131.6	59.543	81.4	1:05.516	13:48.734 Pit								
2	3:21.273	97.1	1:15.520	69.1	1:05.025	5:41.818 Pit								



Weather/Track: Overcast 22° /Dry 31°



Circuit Length - 4.770 kilometres  
Circuito da Boavista  
Porto

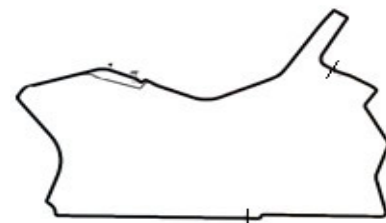


## 2009 FIA World Touring Car Championship Testing - Best Sector Speeds Report

SECTOR 1				SECTOR 2			SECTOR 3		
POS	NO	NAME	SPEED	LAP	NO	NAME	SPEED	LAP	NO SPEED TRAP AVAILABLE
1	3	RYDELL	213.4	10	4	GENE	130.7	11	
2	5	MONTEIRO	212.6	4	9	ZANARDI	129.9	7	
3	2	TARQUINI	210.9	4	5	MONTEIRO	129.7	1	
4	4	GENE	210.0	4	25	ENGSTLER	129.7	9	
5	1	MULLER	209.6	9	26	POULSEN	129.1	11	
6	11	HUFF	209.6	4	6	PRIAULX	128.6	13	
7	21	CORONEL	209.6	4	3	RYDELL	128.5	10	
8	14	LARINI	209.2	4	30	BENNANI	128.3	7	
9	30	BENNANI	208.8	10	2	TARQUINI	128.2	10	
10	9	ZANARDI	208.3	6	18	LAGEN	127.5	4	
11	12	MENU	208.3	3	23	PORTEIRO	127.2	9	
12	22	BOARDMAN	207.9	11	8	FARFUS	127.1	11	
13	8	FARFUS	207.1	3	22	BOARDMAN	126.5	6	
14	26	POULSEN	207.1	10	11	HUFF	125.9	11	
15	27	D'ASTE	207.1	10	35	PUYO	125.9	4	
16	7	MULLER	206.7	8	10	HERNANDEZ	125.4	8	
17	18	LAGEN	206.7	10	19	LADYGIN	125.1	4	
18	6	PRIAULX	206.3	8	12	MENU	124.9	2	
19	10	HERNANDEZ	206.3	10	14	LARINI	124.3	4	
20	19	LADYGIN	206.3	12	7	MULLER	123.0	6	
21	23	PORTEIRO	205.5	8	21	CORONEL	122.6	10	
22	25	ENGSTLER	205.1	11	1	MULLER	122.4	9	
23	35	PUYO	203.9	5	27	D'ASTE	121.3	3	
24	36	THOMPSON	131.6	1	36	THOMPSON	81.4	1	



Weather/Track: Overcast 22° / Dry 31°

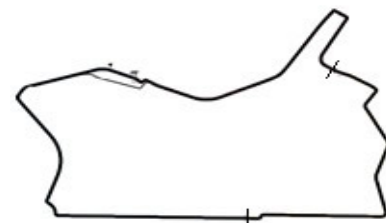


Circuit Length - 4.770 kilometres  
Circuito da Boavista  
Porto

## 2009 FIA World Touring Car Championship Testing - Best Sector Times Report

POS	NO	SECTOR 1		SECTOR 2		SECTOR 3		IDEAL/BEST LAP COMPARISON							
		TIME	LAP	NO	TIME	LAP	NO	TIME	LAP	NO	NAME	IDEAL	BEST	LAP	DIFF
1	5	46.413	11	8	45.613	12	12	37.715	11	8	FARFUS	2:10.142	2:10.161	12	+ 0.019
2	1	46.609	9	6	45.893	11	8	37.814	11	11	HUFF	2:10.590	2:10.590	11	+ 0.000
3	11	46.625	11	14	45.911	7	11	37.822	11	2	TARQUINI	2:10.644	2:10.886	9	+ 0.242
4	3	46.649	10	2	45.915	10	2	38.021	9	12	MENU	2:10.714	2:10.840	11	+ 0.126
5	2	46.708	12	1	45.962	9	7	38.201	12	14	LARINI	2:11.053	2:11.176	7	+ 0.123
6	8	46.715	12	3	46.051	10	6	38.328	8	5	MONTEIRO	2:11.092	2:11.092	11	+ 0.000
7	4	46.794	11	27	46.061	9	21	38.333	6	1	MULLER	2:11.105	2:12.298	6	+ 1.193
8	14	46.798	11	11	46.143	11	14	38.344	7	6	PRIAULX	2:11.197	2:11.640	13	+ 0.443
9	12	46.807	11	21	46.164	9	5	38.392	11	3	RYDELL	2:11.280	2:11.784	12	+ 0.504
10	6	46.976	13	12	46.192	8	10	38.408	7	7	MULLER	2:11.574	2:11.586	12	+ 0.012
11	7	47.122	12	4	46.201	11	1	38.534	6	4	GENE	2:11.737	2:11.949	11	+ 0.212
12	27	47.209	11	7	46.251	10	3	38.580	12	21	CORONEL	2:11.835	2:12.062	9	+ 0.227
13	9	47.285	6	5	46.287	11	27	38.613	11	27	D'ASTE	2:11.883	2:12.099	11	+ 0.216
14	18	47.295	10	9	46.561	11	23	38.667	12	9	ZANARDI	2:12.610	2:12.689	11	+ 0.079
15	21	47.338	10	25	46.824	9	18	38.692	9	18	LAGEN	2:12.926	2:13.063	10	+ 0.137
16	22	47.543	11	10	46.879	8	4	38.742	3	23	PORTEIRO	2:13.225	2:13.225	12	+ 0.000
17	23	47.648	12	23	46.910	12	9	38.764	11	10	HERNANDEZ	2:13.247	2:13.459	9	+ 0.212
18	10	47.960	5	18	46.939	10	25	38.945	8	25	ENGSTLER	2:13.802	2:14.549	9	+ 0.747
19	25	48.033	11	22	47.114	10	30	39.123	9	22	BOARDMAN	2:14.375	2:14.435	10	+ 0.060
20	19	48.060	9	30	47.451	11	19	39.336	8	30	BENNANI	2:14.703	2:15.053	9	+ 0.350
21	30	48.129	9	19	47.644	9	35	39.397	3	19	LADYGIN	2:15.040	2:15.099	9	+ 0.059
22	35	48.278	3	26	47.772	10	26	39.527	9	26	POULSEN	2:15.611	2:15.776	9	+ 0.165
23	26	48.312	10	35	48.267	3	22	39.718	11	35	PUYO	2:15.942	2:15.942	3	+ 0.000
24	36	3:21.273	2	36	59.543	1	36	1:05.025	2	36	THOMPSON	5:25.841	5:41.818	2	+ 15.97

'Perfect Lap' - 2:09.741



Weather/Track: Overcast 22° / Dry 31°

Circuit Length - 4.770 kilometres  
Circuito da Boavista  
Porto

**2009 FIA World Touring Car Championship  
FREE PRACTICE 1**

POS	NO	CLS	DRIVER	NAT	CAR	TIME	LAPS	GAP	KPH
1	8		Augusto FARFUS	BRA	BMW 320si	2:10.393	11		131.69
2	12		Alain MENU	SUI	Chevrolet Cruze	2:10.566	7	0.173	131.52
3	5		Tiago MONTEIRO	POR	SEAT Leon TDI	2:10.611	11	0.218	131.47
4	11		Robert HUFF	GBR	Chevrolet Cruze	2:10.924	10	0.531	131.16
5	9		Alessandro ZANARDI	ITA	BMW 320si	2:10.974	13	0.581	131.11
6	2		Gabriele TARQUINI	ITA	SEAT Leon TDI	2:10.987	9	0.594	131.09
7	7		Jorg MULLER	GER	BMW 320si	2:11.016	11	0.623	131.06
8	6		Andy PRIAULX	GBR	BMW 320si	2:11.268	12	0.875	130.81
9	3		Rickard RYDELL	SWE	SEAT Leon TDI	2:11.402	11	1.009	130.68
10	27	I	Stefano D'ASTE	ITA	BMW 320si	2:11.505	12	1.112	130.58
11	1		Yvan MULLER	FRA	SEAT Leon TDI	2:11.534	11	1.141	130.55
12	21	I	Tom CORONEL	NED	SEAT Leon	2:11.617	11	1.224	130.46
13	4		Jordi GENE	ESP	SEAT Leon TDI	2:11.647	11	1.254	130.44
14	14		Nicola LARINI	ITA	Chevrolet Cruze	2:11.690	8	1.297	130.39
15	10		Sergio HERNANDEZ	ESP	BMW 320si	2:12.587	13	2.194	129.51
16	23	I	Felix PORTEIRO	ESP	BMW 320si	2:12.715	12	2.322	129.39
17	25	I	Franz ENGSTLER	GER	BMW 320si	2:13.505	11	3.112	128.62
18	30	I	Mehdi BENNANI	MAR	SEAT Leon	2:13.591	13	3.198	128.54
19	26	I	Kristian POULSEN	DEN	BMW 320si	2:14.002	12	3.609	128.14
20	19		Kirill LADYGIN	RUS	LADA 110	2:14.031	11	3.638	128.12
21	22	I	Tom BOARDMAN	GBR	SEAT Leon	2:14.156	11	3.763	128.00
22	35	I	Diego PUYO	ESP	SEAT Leon	2:14.613	12	4.220	127.56
23	36		James THOMPSON	GBR	LADA Priora	2:16.299	9	5.906	125.98
24	18		Jaap van LAGEN	NED	LADA 110	12:57.835	2	10:47.442	22.07

Circuito da Boavista

For Media Information Purposes - No Regulatory Value.

Circuit Length = 4.7700 km.

Weather/Track: Sun 21°/Dry 25°

Start: 09:00 End: 09:30

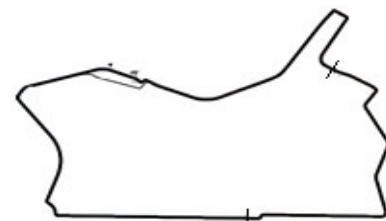
Race Director:	Steward:	Timekeeper:	Issued at:
----------------	----------	-------------	------------

Printed - 09:35 Saturday, 04 July 2009

# 2009 FIA World Touring Car Championship

## Free Practice 1 - Sector Analysis Report

Lap	S1 Time	S1 Spd	S2 Time	S2 Spd	S3 Time	S3 Spd	Lap Time	Pit	Lap	S1 Time	S1 Spd	S2 Time	S2 Spd	S3 Time	S3 Spd	Lap Time	Pit
<b>1 MULLER FRA SEAT Leon TDI</b>																	
1	11:03.849	160.1	51.565	108.1	41.414		12:36.828		7	48.051	171.9	49.231	109.3	47.696		2:24.978	Pit
2	48.200	206.3	50.277	112.3	39.848		2:18.325		8	3:50.500	201.1	48.851	116.3	39.199		5:18.550	
3	47.218	209.2	46.700	122.7	1:04.561		2:38.479	Pit	9	47.075	208.3	46.328	121.9	38.131		2:11.534	
4	6:04.065	207.5	47.757	111.1	40.213		7:32.035		10	47.194	210.0	48.549	108.3	41.619		2:17.362	
5	51.148	210.0	47.284	115.7	41.202		2:19.634										
6	47.055	209.2	46.371	118.4	38.438		2:11.864										
<b>2 TARQUINI ITA SEAT Leon TDI</b>																	
1	11:07.187	143.8	52.515	112.4	52.260		12:51.962	Pit	6	46.944	207.9	56.005	107.6	48.716		2:31.665	Pit
2	5:36.274	201.5	59.992	83.4	1:08.558		7:44.824	Pit	7	2:55.247	201.9	48.286	118.1	41.423		4:24.956	
3	2:29.250	191.2	48.404	121.3	40.150		3:57.804		8	51.476	205.9	53.756	90.9	45.941		2:31.173	
4	47.267	198.1	47.008	110.4	39.083		2:13.358		9	46.696	209.6	52.114	122.8	56.653		2:35.463	Pit
5	46.757	207.1	46.281	121.6	37.949		2:10.987										
<b>3 RYDELL SWE SEAT Leon TDI</b>																	
1	11:08.166	137.3	54.265	99.9	42.778		12:45.209		7	46.774	211.3	46.841	111.8	47.943		2:21.558	Pit
2	48.015	206.3	47.123	117.1	40.124		2:15.262		8	4:37.400	180.9	51.217	115.0	40.014		6:08.631	
3	47.306	208.3	46.267	120.4	45.840		2:19.413		9	48.617	173.4	51.957	102.3	39.652		2:20.226	
4	47.159	208.3	48.765	89.6	1:00.294		2:36.218	Pit	10	46.892	209.2	45.775	126.5	38.735		2:11.402	
5	3:52.382	205.9	49.702	110.3	42.137		5:24.221		11	49.834	179.3	52.457	100.2	53.351		2:35.642	Pit
6	46.999	210.4	46.257	119.4	38.669		2:11.925										
<b>4 GENE ESP SEAT Leon TDI</b>																	
1	11:09.025	158.1	54.356	94.2	42.921		12:46.302		7	46.876	210.0	46.316	124.6	38.455		2:11.647	
2	48.027	209.6	47.972	118.6	38.862		2:14.861		8	47.070	200.3	50.594	104.9	39.498		2:17.162	
3	47.938	209.6	47.161	118.5	46.197		2:21.296		9	47.093	211.7	46.783	121.9	38.500		2:12.376	
4	47.249	210.0	48.801	89.3	1:02.952		2:39.002	Pit	10	47.085	211.3	46.589	119.4	38.242		2:11.916	
5	6:55.674	143.8	50.528	112.4	39.630		8:25.832		11	51.781	126.6	50.402	111.4	56.754		2:38.937	Pit
6	49.925	208.8	46.859	115.8	38.514		2:15.298										
<b>5 MONTEIRO POR SEAT Leon TDI</b>																	
1	11:05.530	146.4	51.958	112.4	41.333		12:38.821		7	46.628	214.8	46.427	120.4	38.129		2:11.184	
2	47.305	202.3	48.098	115.4	38.733		2:14.136		8	48.553	196.9	50.935	108.5	44.691		2:24.179	Pit
3	47.094	211.3	46.937	116.8	38.440		2:12.471		9	3:49.086	193.6	47.530	111.7	38.308		5:14.924	
4	46.923	213.0	46.771	119.3	57.522		2:31.216	Pit	10	46.592	213.9	46.097	123.0	37.922		2:10.611	
5	3:44.447	164.4	49.605	104.7	40.257		5:14.309		11	46.647	214.8	49.617	107.4	48.797		2:25.061	Pit
6	46.729	214.3	46.763	120.6	38.161		2:11.653										
<b>6 PRIAULX GBR BMW 320si</b>																	
1	11:20.565	157.2	50.176	113.1	42.658		12:53.399		8	47.358	207.1	46.341	121.6	43.200		2:16.899	Pit
2	47.942	206.3	47.268	114.2	38.589		2:13.799		9	2:44.201	206.7	48.228	66.0	44.239		4:16.668	
3	47.855	206.3	46.768	121.5	50.601		2:25.224		10	47.129	206.7	46.078	127.1	38.061		2:11.268	
4	47.432	207.1	55.025	74.9	1:01.982		2:44.439	Pit	11	47.217	207.1	47.180	116.4	38.079		2:12.476	
5	2:53.887	205.1	47.164	114.2	41.007		4:22.058		12	47.086	207.1	47.789	122.1	50.400		2:25.275	Pit
6	47.193	206.7	46.434	128.2	38.683		2:12.310										
7	47.724	207.1	45.969	125.3	38.084		2:11.777										



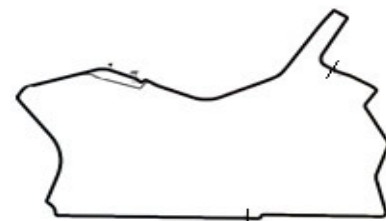
Weather/Track: Sun 21°/Dry 25°

Circuit Length - 4.770 kilometres  
Circuito da Boavista  
Porto

# 2009 FIA World Touring Car Championship

## Free Practice 1 - Sector Analysis Report

Lap	S1 Time	S1 Spd	S2 Time	S2 Spd	S3 Time	S3 Spd	Lap Time	Pit	Lap	S1 Time	S1 Spd	S2 Time	S2 Spd	S3 Time	S3 Spd	Lap Time	Pit	
<b>7 MULLER GER BMW 320si</b>																		
1	12:28.122	206.3	49.560	107.2	40.414		13:58.096		7	46.935	207.1	46.010	128.3	38.071			2:11.016	
2	47.464	206.7	45.962	125.6	38.240		2:11.666		8	47.552	206.7	46.833	120.4	45.406			2:19.791	Pit
3	47.186	207.1	46.331	126.0	38.217		2:11.734		9	4:41.177	206.7	46.657	118.5	41.353			6:09.187	
4	51.061	143.6	59.863	89.1	1:03.722		2:54.646	Pit	10	47.446	190.8	47.748	124.0	37.938			2:13.132	
5	3:50.102	206.7	46.502	122.0	39.466		5:16.070		11	47.089	206.3	46.050	124.6	46.422			2:19.561	Pit
6	47.095	206.7	46.256	124.4	37.950		2:11.301											
<b>8 FARFUS BRA BMW 320si</b>																		
1	12:14.418	201.5	47.743	120.9	38.718		13:40.879		7	47.292	207.1	45.914	125.6	39.061			2:12.267	
2	47.347	205.9	46.099	122.7	37.949		2:11.395		8	47.463	206.3	45.745	123.8	43.069			2:16.277	Pit
3	47.352	205.9	45.936	122.3	38.071		2:11.359		9	3:00.043	173.1	49.831	123.1	38.033			4:27.907	
4	47.230	206.7	52.851	102.9	1:03.784		2:43.865	Pit	10	47.462	207.1	46.599	122.8	37.807			2:11.868	
5	5:12.577	191.5	56.125	82.0	39.453		6:48.155		11	47.165	206.3	45.820	125.0	44.529			2:17.514	Pit
6	46.866	206.3	45.710	125.3	37.817		2:10.393											
<b>9 ZANARDI ITA BMW 320si</b>																		
1	11:23.557	184.4	51.166	109.2	42.347		12:57.070		8	48.829	174.8	48.950	109.8	39.185			2:16.964	
2	47.929	206.7	47.153	114.7	38.880		2:13.962		9	47.131	208.3	46.695	116.7	38.775			2:12.601	
3	48.045	207.9	46.542	116.5	49.390		2:23.977		10	50.110	207.1	51.251	111.6	39.512			2:20.873	
4	47.444	208.8	54.430	65.8	1:03.726		2:45.600	Pit	11	46.963	208.8	45.920	122.6	38.091			2:10.974	
5	4:40.568	205.5	48.510	112.4	39.782		6:08.860		12	47.150	209.2	50.260	96.4	39.812			2:17.222	
6	47.581	207.9	46.333	119.0	38.553		2:12.467											
7	47.128	208.3	46.394	123.4	38.354		2:11.876											
<b>10 HERNANDEZ ESP BMW 320si</b>																		
1	11:21.194	160.3	50.114	110.5	42.730		12:54.038		8	47.984	207.1	47.197	123.6	38.366			2:13.547	
2	48.163	206.3	47.138	120.1	38.619		2:13.920		9	48.069	207.5	47.005	125.1	38.434			2:13.508	
3	48.109	207.5	46.672	120.9	50.357		2:25.138		10	47.886	207.1	47.762	111.0	45.045			2:20.693	
4	47.745	207.1	54.683	75.4	1:03.019		2:45.447	Pit	11	47.781	207.1	47.002	123.1	38.887			2:13.670	
5	2:56.868	205.1	47.990	122.4	38.213		4:23.071		12	47.726	206.3	46.801	120.2	38.060			2:12.587	
6	47.726	207.1	47.228	128.2	38.318		2:13.272		13	50.380	159.1	52.948	107.4	51.613			2:34.941	Pit
7	47.669	207.5	47.450	125.4	38.361		2:13.480											
<b>11 HUFF GBR Chevrolet Cruze</b>																		
1	12:37.265	203.5	50.157	111.7	40.175		14:07.597		7	47.083	210.0	48.268	116.5	50.149			2:25.500	Pit
2	47.266	207.1	46.405	122.1	38.208		2:11.879		8	4:25.416	158.4	54.753	104.1	40.374			6:00.543	
3	47.064	208.3	46.275	125.1	38.316		2:11.655		9	46.880	208.8	46.125	120.4	38.006			2:11.011	
4	54.028	134.3	59.135	87.5	1:03.044		2:56.207	Pit	10	53.359	145.6	1:00.624	82.3	51.498			2:45.481	Pit
5	4:19.729	165.1	50.052	117.6	39.809		5:49.590											
6	46.957	208.8	46.004	125.0	37.963		2:10.924											



Weather/Track: Sun 21° / Dry 25°

Circuit Length - 4.770 kilometres  
Circuito da Boavista  
Porto

# 2009 FIA World Touring Car Championship

## Free Practice 1 - Sector Analysis Report

Lap S1 Time S1 Spd S2 Time S2 Spd S3 Time S3 Spd Lap Time Pit Lap S1 Time S1 Spd S2 Time S2 Spd S3 Time S3 Spd Lap Time Pit

12 MENU					SUI Chevrolet Cruze								
1	12:19.304	165.7	52.023	110.3	42.134	13:53.461	5	8:02.295	167.5	51.253	112.9	40.634	9:34.182
2	47.047	205.9	46.534	125.3	38.297	2:11.878	6	46.876	206.7	45.925	126.3	37.765	2:10.566
3	47.105	207.5	46.186	124.6	38.028	2:11.319	7	52.853	151.5	55.362	103.5	48.856	2:37.071 Pit
4	52.151	140.8	58.731	89.6	54.830	2:45.712 Pit							

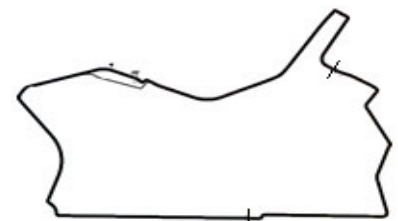
14 LARINI					ITA Chevrolet Cruze								
1	17:20.433	196.9	48.947	126.0	45.936	18:55.316 Pit	6	47.355	199.6	47.771	127.1	49.228	2:24.354 Pit
2	4:22.846	136.8	51.409	111.1	39.884	5:54.139	7	4:26.357	208.3	46.645	127.5	38.717	5:51.719
3	49.575	206.3	47.636	121.7	38.717	2:15.928	8	47.004	209.6	48.307	118.0	50.481	2:25.792 Pit
4	46.990	209.2	46.446	117.7	38.313	2:11.749							
5	47.050	209.6	46.200	126.2	38.440	2:11.690							

18 LAGEN					NED LADA 110								
1	11:25.532	165.1	50.490	108.7	41.813	12:57.835							
2	47.792	205.1	47.246	122.1	43.520	2:18.558 Pit							

19 LADYGIN					RUS LADA 110								
1	11:26.452	155.8	50.064	109.4	41.740	12:58.256	7	48.541	204.7	47.605	120.5	41.138	2:17.284
2	47.886	200.7	48.068	117.7	39.295	2:15.249	8	50.694	205.1	47.477	122.1	39.193	2:17.364
3	48.163	207.1	47.334	111.7	46.873	2:22.370	9	47.820	206.3	47.323	113.3	38.888	2:14.031
4	47.993	207.9	55.874	92.9	1:04.244	2:48.111 Pit	10	48.094	206.7	48.012	121.7	39.073	2:15.179
5	5:40.434	154.2	55.670	104.6	52.531	7:28.635 Pit							
6	3:34.273	112.1	54.330	111.3	40.624	5:09.227							

21 CORONEL					NED SEAT Leon					I			
1	10:56.156	189.1	50.289	102.5	40.883	12:27.328	7	48.731	209.2	46.349	122.0	37.799	2:12.879
2	48.285	206.7	47.409	115.8	39.060	2:14.754	8	47.730	211.3	47.496	122.3	46.577	2:21.803 Pit
3	47.971	207.1	46.733	114.7	38.295	2:12.999	9	3:13.426	205.5	47.590	123.0	38.155	4:39.171
4	47.598	207.5	46.967	121.0	1:03.560	2:38.125 Pit	10	47.455	207.1	46.181	126.8	38.342	2:11.978
5	3:48.604	168.6	54.834	112.3	38.675	5:22.113	11	47.751	208.8	2:37.623	82.9	1:02.831	4:28.205 Pit
6	47.373	209.6	46.201	122.0	38.043	2:11.617							

22 BOARDMAN					GBR SEAT Leon					I			
1	11:10.197	169.2	53.508	91.8	43.233	12:46.938	7	48.800	190.8	47.746	121.2	39.597	2:16.143
2	48.324	208.8	47.824	117.3	39.196	2:15.344	8	48.289	207.5	47.535	118.9	39.232	2:15.056
3	48.276	209.6	47.785	115.8	51.118	2:27.179	9	49.734	173.1	53.543	106.4	41.223	2:24.500
4	48.419	205.5	55.902	76.4	1:00.696	2:45.017 Pit	10	48.070	206.7	47.296	113.7	38.790	2:14.156
5	5:44.906	201.1	49.769	110.9	40.374	7:15.049	11	1:16.314	125.6	56.563	107.7	55.099	3:07.976 Pit
6	47.972	207.9	47.861	115.7	39.443	2:15.276							



Weather/Track: Sun 21° /Dry 25°

Circuit Length - 4.770 kilometres  
Circuito da Boavista  
Porto

# 2009 FIA World Touring Car Championship

## Free Practice 1 - Sector Analysis Report

Lap S1 Time S1 Spd S2 Time S2 Spd S3 Time S3 Spd Lap Time Pit Lap S1 Time S1 Spd S2 Time S2 Spd S3 Time S3 Spd Lap Time Pit


23 PORTEIRO						ESP		BMW 320si				I	
1	11:27.927	176.9	50.971	110.4	43.425	13:02.323	8	50.479	141.8	50.266	118.4	50.765	2:31.510 Pit
2	49.168	205.5	47.861	121.9	39.824	2:16.853	9	1:45.201	205.1	54.531	116.2	40.607	3:20.339
3	48.354	205.5	47.383	122.0	41.584	2:17.321	10	47.639	206.3	46.723	128.5	38.676	2:13.038
4	48.302	206.3	58.560	75.1	1:03.886	2:50.748 Pit	11	47.660	205.9	46.639	126.3	38.416	2:12.715
5	3:11.847	203.9	47.950	119.0	39.762	4:39.559	12	47.916	205.5	48.553	121.5	52.147	2:28.616 Pit
6	48.060	205.1	46.726	127.5	39.482	2:14.268							
7	47.823	204.7	46.633	126.6	39.248	2:13.704							

25 ENGSTLER						GER		BMW 320si				I	
1	11:37.212	159.1	55.250	96.4	59.740	13:32.202 Pit	7	56.077	146.6	48.063	120.4	50.955	2:35.095 Pit
2	1:45.830	191.9	49.526	104.9	40.210	3:15.566	8	3:52.664	204.7	47.718	118.0	38.934	5:19.316
3	48.290	205.1	47.725	115.4	1:00.815	2:36.830 Pit	9	47.958	206.3	47.012	118.2	38.535	2:13.505
4	3:52.247	198.8	47.972	122.8	39.503	5:19.722	10	53.498	161.6	48.575	119.1	39.260	2:21.333
5	48.026	207.5	47.285	117.8	38.900	2:14.211	11	47.720	207.5	47.341	123.4	56.884	2:31.945 Pit
6	47.908	207.5	47.070	116.9	38.867	2:13.845							

26 POULSEN						DEN		BMW 320si				I	
1	11:34.978	160.8	56.846	95.0	50.524	13:22.348	8	48.301	204.3	48.584	117.6	50.096	2:26.981 Pit
2	49.955	205.9	48.001	122.7	39.327	2:17.283	9	2:37.669	204.7	47.774	117.2	39.486	4:04.929
3	48.622	206.3	47.197	115.3	39.096	2:14.915	10	48.004	206.3	47.088	113.8	41.569	2:16.661
4	48.232	204.7	1:00.251	100.5	1:06.424	2:54.907 Pit	11	47.867	206.3	48.192	115.5	38.810	2:14.869
5	3:24.032	204.3	48.056	119.1	39.420	4:51.508	12	47.910	206.3	47.386	115.5	54.210	2:29.506 Pit
6	48.262	205.1	47.410	122.0	38.724	2:14.396							
7	47.971	205.1	47.184	120.1	38.847	2:14.002							

27 D'ASTE						ITA		BMW 320si				I	
1	12:10.724	200.7	48.492	121.9	39.003	13:38.219	8	47.994	206.3	46.631	117.2	47.258	2:21.883 Pit
2	47.601	205.9	46.329	118.8	38.406	2:12.336	9	2:25.105	206.3	46.503	120.8	38.375	3:49.983
3	51.414	175.4	49.542	113.6	48.530	2:29.486 Pit	10	47.531	207.1	46.241	121.9	38.113	2:11.885
4	4:54.543	204.3	46.815	124.3	38.846	6:20.204	11	47.263	207.5	46.929	123.4	38.653	2:12.845
5	47.334	206.7	46.320	124.7	38.927	2:12.581	12	47.484	176.6	48.678	122.3	48.784	2:24.946 Pit
6	47.341	205.9	46.041	122.0	38.123	2:11.505							
7	47.313	206.7	46.311	120.6	38.361	2:11.985							

30 BENNANI						MAR		SEAT Leon				I	
1	11:42.144	194.0	50.877	103.2	42.142	13:15.163	8	47.673	210.0	47.488	121.0	38.783	2:13.944
2	48.719	204.7	48.405	120.5	39.829	2:16.953	9	47.723	210.9	47.131	121.2	38.737	2:13.591
3	48.437	205.9	47.869	118.8	39.367	2:15.673	10	47.744	210.9	47.452	118.8	38.595	2:13.791
4	47.985	210.0	54.105	84.8	1:10.950	2:53.040 Pit	11	48.008	210.4	47.163	118.0	38.960	2:14.131
5	3:52.175	209.6	48.021	118.9	39.053	5:19.249	12	47.640	203.5	48.037	119.4	38.916	2:14.593
6	48.545	209.6	47.478	118.4	38.888	2:14.911	13	47.806	210.9	47.637	121.2	56.000	2:31.443 Pit
7	48.079	209.2	47.591	122.6	38.714	2:14.384							



Weather/Track: Sun 21° /Dry 25°

Circuit Length - 4.770 kilometres  
Circuito da Boavista  
Porto

# 2009 FIA World Touring Car Championship

## Free Practice 1 - Sector Analysis Report


Lap S1 Time S1 Spd S2 Time S2 Spd S3 Time S3 Spd Lap Time Pit Lap S1 Time S1 Spd S2 Time S2 Spd S3 Time S3 Spd Lap Time Pit

35 PUYO						ESP			SEAT Leon			I	
1	11:38.523	149.5	55.122	90.3	43.227	13:16.872	8	48.892	203.5	49.561	117.1	39.971	2:18.424
2	48.791	203.1	48.393	121.9	39.885	2:17.069	9	48.824	203.1	47.838	122.7	39.151	2:15.813
3	48.202	205.5	47.599	124.1	39.334	2:15.135	10	48.486	203.9	47.794	122.1	39.151	2:15.431
4	48.219	205.1	1:00.202	86.7	1:06.158	2:54.579 Pit	11	48.828	203.1	50.252	115.7	40.755	2:19.835
5	4:36.026	115.4	1:05.765	95.6	43.569	6:25.360	12	49.880	201.9	49.889	117.8	48.937	2:28.706 Pit
6	48.030	206.3	47.478	123.0	39.105	2:14.613							
7	47.845	205.9	47.255	125.1	1:23.955	2:59.055							

36 THOMPSON						GBR			LADA Priora				
1	11:38.631		59.490	90.4	46.447	13:24.568	6	48.494	204.3	48.006	119.5	39.799	2:16.299
2	51.680	155.1	53.529	98.7	46.583	2:31.792	7	1:07.984	99.2	1:07.612	65.4	1:00.893	3:16.489 Pit
3	49.694	201.5	49.541	116.5	40.487	2:19.722	8	3:19.451	201.9	49.782	113.6	39.803	4:49.036
4	53.568	127.3	1:02.076	82.9	1:02.017	2:57.661 Pit	9	1:11.305	131.1	57.015	83.8	50.466	2:58.786 Pit
5	2:41.536	202.7	49.342	120.8	40.577	4:11.455							



Weather/Track: Sun 21° / Dry 25°



Circuit Length - 4.770 kilometres  
Circuito da Boavista  
Porto

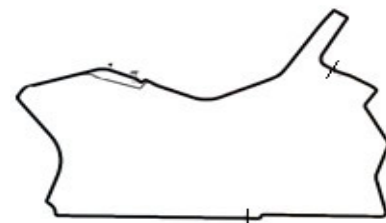


## 2009 FIA World Touring Car Championship Free Practice 1 - Best Sector Speeds Report

SECTOR 1				SECTOR 2			SECTOR 3		
POS	NO	NAME	SPEED	LAP	NO	NAME	SPEED	LAP	NO SPEED TRAP AVAILABLE
1	5	MONTEIRO	214.8	7	23	PORTEIRO	128.5	10	
2	4	GENE	211.7	9	7	MULLER	128.3	7	
3	3	RYDELL	211.3	7	6	PRIAULX	128.2	6	
4	21	CORONEL	211.3	8	10	HERNANDEZ	128.2	6	
5	30	BENNANI	210.9	9	14	LARINI	127.5	7	
6	1	MULLER	210.0	5	21	CORONEL	126.8	10	
7	11	HUFF	210.0	7	3	RYDELL	126.5	10	
8	2	TARQUINI	209.6	9	12	MENU	126.3	6	
9	14	LARINI	209.6	5	8	FARFUS	125.6	7	
10	22	BOARDMAN	209.6	3	11	HUFF	125.1	3	
11	9	ZANARDI	209.2	12	35	PUYO	125.1	7	
12	19	LADYGIN	207.9	4	27	D'ASTE	124.7	5	
13	10	HERNANDEZ	207.5	3	4	GENE	124.6	7	
14	12	MENU	207.5	3	9	ZANARDI	123.4	7	
15	25	ENGSTLER	207.5	5	25	ENGSTLER	123.4	11	
16	27	D'ASTE	207.5	11	5	MONTEIRO	123.0	10	
17	6	PRIAULX	207.1	4	2	TARQUINI	122.8	9	
18	7	MULLER	207.1	3	1	MULLER	122.7	3	
19	8	FARFUS	207.1	7	26	POULSEN	122.7	2	
20	23	PORTEIRO	206.3	4	30	BENNANI	122.6	7	
21	26	POULSEN	206.3	3	18	LAGEN	122.1	2	
22	35	PUYO	206.3	6	19	LADYGIN	122.1	8	
23	18	LAGEN	205.1	2	22	BOARDMAN	121.2	7	
24	36	THOMPSON	204.3	6	36	THOMPSON	120.8	5	



Weather/Track: Sun 21° / Dry 25°

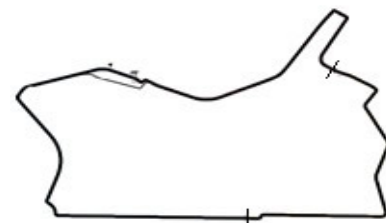


Circuit Length - 4.770 kilometres  
Circuito da Boavista  
Porto

## 2009 FIA World Touring Car Championship Free Practice 1 - Best Sector Times Report

POS	NO	SECTOR 1		NO	SECTOR 2		NO	SECTOR 3		NO	NAME	IDEAL/BEST LAP COMPARISON			DIFF
		TIME	LAP		TIME	LAP		TIME	LAP			IDEAL	BEST	LAP	
1	5	46.592	10	8	45.710	6	12	37.765	6	8	FARFUS	2:10.383	2:10.393	6	+ 0.010
2	2	46.696	9	3	45.775	10	21	37.799	7	12	MENU	2:10.566	2:10.566	6	+ 0.000
3	3	46.774	7	9	45.920	11	8	37.807	10	5	MONTEIRO	2:10.611	2:10.611	10	+ 0.000
4	8	46.866	6	12	45.925	6	5	37.922	10	7	MULLER	2:10.835	2:11.016	7	+ 0.181
5	4	46.876	7	7	45.962	2	7	37.938	10	11	HUFF	2:10.847	2:10.924	6	+ 0.077
6	12	46.876	6	6	45.969	7	2	37.949	5	2	TARQUINI	2:10.926	2:10.987	5	+ 0.061
7	11	46.880	9	11	46.004	6	11	37.963	6	9	ZANARDI	2:10.974	2:10.974	11	+ 0.000
8	7	46.935	7	27	46.041	6	10	38.060	12	6	PRIAULX	2:11.116	2:11.268	10	+ 0.152
9	9	46.963	11	5	46.097	10	6	38.061	10	3	RYDELL	2:11.218	2:11.402	10	+ 0.184
10	14	46.990	4	21	46.181	10	9	38.091	11	21	CORONEL	2:11.353	2:11.617	6	+ 0.264
11	1	47.055	6	14	46.200	5	27	38.113	10	27	D'ASTE	2:11.417	2:11.505	6	+ 0.088
12	6	47.086	12	2	46.281	5	1	38.131	9	4	GENE	2:11.434	2:11.647	7	+ 0.213
13	27	47.263	11	4	46.316	7	4	38.242	10	14	LARINI	2:11.503	2:11.690	5	+ 0.187
14	21	47.373	6	1	46.328	9	14	38.313	4	1	MULLER	2:11.514	2:11.534	9	+ 0.020
15	23	47.639	10	23	46.633	7	23	38.416	11	10	HERNANDEZ	2:12.401	2:12.587	12	+ 0.186
16	30	47.640	12	10	46.672	3	25	38.535	9	23	PORTEIRO	2:12.688	2:12.715	11	+ 0.027
17	10	47.669	7	25	47.012	9	30	38.595	10	25	ENGSTLER	2:13.267	2:13.505	9	+ 0.238
18	25	47.720	11	26	47.088	10	3	38.669	6	30	BENNANI	2:13.366	2:13.591	9	+ 0.225
19	18	47.792	2	30	47.131	9	26	38.724	6	26	POULSEN	2:13.679	2:14.002	7	+ 0.323
20	19	47.820	9	18	47.246	2	22	38.790	10	19	LADYGIN	2:14.031	2:14.031	9	+ 0.000
21	35	47.845	7	35	47.255	7	19	38.888	9	22	BOARDMAN	2:14.058	2:14.156	10	+ 0.098
22	26	47.867	11	22	47.296	10	35	39.105	6	35	PUYO	2:14.205	2:14.613	6	+ 0.408
23	22	47.972	6	19	47.323	9	36	39.799	6	36	THOMPSON	2:16.299	2:16.299	6	+ 0.000
24	36	48.494	6	36	48.006	6	18	41.813	1	18	LAGEN	2:16.851	2:18.558	2	+ 1.707

'Perfect Lap' - 2:10.067



Weather/Track: Sun 21° / Dry 25°

Circuit Length - 4.770 kilometres  
Circuito da Boavista  
Porto

**2009 FIA World Touring Car Championship  
FREE PRACTICE 2**

POS	NO	CLS	DRIVER	NAT	CAR	TIME	LAPS	GAP	KPH
1	11		Robert HUFF	GBR	Chevrolet Cruze	2:09.771	10		132.32
2	8		Augusto FARFUS	BRA	BMW 320si	2:10.354	12	0.583	131.73
3	12		Alain MENU	SUI	Chevrolet Cruze	2:10.397	9	0.626	131.69
4	2		Gabriele TARQUINI	ITA	SEAT Leon TDI	2:10.524	11	0.753	131.56
5	3		Rickard RYDELL	SWE	SEAT Leon TDI	2:10.663	11	0.892	131.42
6	5		Tiago MONTEIRO	POR	SEAT Leon TDI	2:10.735	12	0.964	131.35
7	6		Andy PRIAULX	GBR	BMW 320si	2:10.855	13	1.084	131.22
8	14		Nicola LARINI	ITA	Chevrolet Cruze	2:10.999	10	1.228	131.08
9	4		Jordi GENE	ESP	SEAT Leon TDI	2:11.280	10	1.509	130.80
10	7		Jorg MULLER	GER	BMW 320si	2:11.418	11	1.647	130.66
11	9		Alessandro ZANARDI	ITA	BMW 320si	2:11.517	7	1.746	130.56
12	21	I	Tom CORONEL	NED	SEAT Leon	2:11.931	12	2.160	130.15
13	27	I	Stefano D'ASTE	ITA	BMW 320si	2:11.987	12	2.216	130.10
14	10		Sergio HERNANDEZ	ESP	BMW 320si	2:12.146	7	2.375	129.94
15	1		Yvan MULLER	FRA	SEAT Leon TDI	2:12.325	9	2.554	129.77
16	25	I	Franz ENGSTLER	GER	BMW 320si	2:12.638	12	2.867	129.46
17	30	I	Mehdi BENNANI	MAR	SEAT Leon	2:12.707	11	2.936	129.39
18	23	I	Felix PORTEIRO	ESP	BMW 320si	2:12.963	13	3.192	129.14
19	26	I	Kristian POULSEN	DEN	BMW 320si	2:14.254	7	4.483	127.90
20	19		Kirill LADYGIN	RUS	LADA 110	2:14.410	12	4.639	127.75
21	18		Jaap van LAGEN	NED	LADA 110	2:14.447	11	4.676	127.72
22	22	I	Tom BOARDMAN	GBR	SEAT Leon	2:14.600	7	4.829	127.57
23	36		James THOMPSON	GBR	LADA Priora	2:15.018	10	5.247	127.18
24	35	I	Diego PUYO	ESP	SEAT Leon	2:15.143	10	5.372	127.06

Circuito da Boavista

For Media Information Purposes - No Regulatory Value.

Circuit Length = 4.7700 km.

Weather/Track: Sun 22°/Dry 32°

Start: 12:10 End: 12:42

Race Director:	Steward:	Timekeeper:	Issued at:
----------------	----------	-------------	------------

Printed - 12:46 Saturday, 04 July 2009

# 2009 FIA World Touring Car Championship

## Free Practice 2 - Sector Analysis Report

Lap S1 Time S1 Spd S2 Time S2 Spd S3 Time S3 Spd Lap Time Pit Lap S1 Time S1 Spd S2 Time S2 Spd S3 Time S3 Spd Lap Time Pit

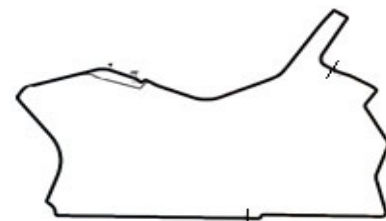
1 MULLER						FRA		SEAT Leon TDI					
1	10:59.484	183.1	52.052	112.3	39.229	12:30.765	6	9:07.708	194.7	49.744	105.1	40.839	10:38.291
2	47.465	208.3	46.518	116.8	38.360	2:12.343	7	47.060	211.3	46.181	121.2	41.775	2:15.016
3	47.305	212.1	46.645	114.9	47.006	2:20.956 Pit	8	47.078	213.0	46.390	128.0	38.857	2:12.325
4	5:43.770	203.1	47.045	122.8	40.309	7:11.124	9	48.134	199.6	50.024	106.1	50.197	2:28.355 Pit
5	47.129	212.1	50.242	117.3	47.239	2:24.610 Pit							

2 TARQUINI						ITA		SEAT Leon TDI					
1	11:03.548	172.8	54.311	116.2	41.735	12:39.594	7	4:49.108	173.7	58.398	92.1	41.414	6:28.920
2	46.828	210.4	46.501	121.5	38.014	2:11.343	8	46.686	211.7	45.849	127.5	37.989	2:10.524
3	46.954	212.6	45.668	130.7	38.051	2:10.673	9	46.679	212.6	53.522	103.5	40.097	2:20.298
4	47.024	212.1	50.817	95.8	52.014	2:29.855 Pit	10	46.573	212.1	45.973	119.7	39.423	2:11.969
5	4:58.545	150.0	52.309	111.9	40.634	6:31.488							
6	46.826	210.9	46.034	134.3	1:31.048	3:03.908 Pit							

3 RYDELL						SWE		SEAT Leon TDI					
1	11:04.688	168.1	54.104	110.4	42.827	12:41.619	7	49.374	189.1	51.465	110.6	47.566	2:28.405 Pit
2	53.615	112.0	53.335	118.0	42.506	2:29.456	8	7:01.071	184.4	52.997	98.5	42.004	8:36.072
3	46.732	213.0	46.022	123.0	37.909	2:10.663	9	47.923	148.0	53.679	103.9	47.391	2:28.993 Pit
4	46.926	214.8	46.234	124.9	38.174	2:11.334	10	3:14.922	203.1	55.633	108.1	40.390	4:50.945
5	51.358	171.9	51.215	91.3	40.011	2:22.584							
6	46.980	213.0	46.037	125.0	38.167	2:11.184							

4 GENE						ESP		SEAT Leon TDI					
1	11:07.121	190.1	53.840	108.5	43.221	12:44.182	7	48.765	195.8	50.827	91.9	1:09.307	2:48.899 Pit
2	49.211	206.7	51.114	116.0	39.486	2:19.811	8	5:22.702	148.7	52.702	111.3	40.700	6:56.104
3	46.640	212.1	46.660	117.7	37.980	2:11.280	9	46.715	208.8	47.402	118.1	38.331	2:12.448
4	53.581	127.7	53.598	99.0	46.312	2:33.491 Pit	10	46.850	198.4	47.688	119.7	53.207	2:27.745 Pit
5	4:15.100	156.9	55.386	111.9	40.322	5:50.808							
6	46.634	210.0	46.349	117.1	38.542	2:11.525							

5 MONTEIRO						POR		SEAT Leon TDI					
1	11:00.836	171.9	54.331	95.2	39.704	12:34.871	7	46.717	213.0	46.505	116.8	58.978	2:32.200 Pit
2	46.727	212.1	46.295	123.0	38.149	2:11.171	8	5:27.050	209.6	49.572	88.5	40.139	6:56.761
3	46.620	216.1	46.188	123.8	37.927	2:10.735	9	46.840	213.9	46.357	116.7	42.085	2:15.282
4	46.741	205.9	49.766	104.5	45.325	2:21.832 Pit	10	46.695	213.4	46.299	118.2	38.250	2:11.244
5	4:49.737	198.1	48.874	114.7	38.719	6:17.330	11	46.878	212.6	46.382	116.7	38.007	2:11.267
6	46.856	213.9	46.421	119.7	38.311	2:11.588							



Weather/Track: Sun 22° / Dry 32°

Circuit Length - 4.770 kilometres  
Circuito da Boavista  
Porto

# 2009 FIA World Touring Car Championship

## Free Practice 2 - Sector Analysis Report

Lap S1 Time S1 Spd S2 Time S2 Spd S3 Time S3 Spd Lap Time Pit Lap S1 Time S1 Spd S2 Time S2 Spd S3 Time S3 Spd Lap Time Pit

6 PRIAULX					GBR		BMW 320si								
1	11:17.394	170.3	49.401	83.5	40.995	12:47.790	8	48.199	206.3	46.357	118.5	56.760	2:31.316	Pit	
2	47.246	206.7	46.497	128.3	38.652	2:12.395	9	2:51.165	206.3	51.528	115.2	38.817	4:21.510		
3	47.272	206.7	46.382	122.6	42.770	2:16.424	Pit	10	47.013	206.3	46.017	127.1	38.128	2:11.158	
4	2:07.278	206.3	47.500	79.4	40.279	3:35.057		11	47.152	206.3	45.958	126.5	37.798	2:10.908	
5	47.007	206.7	45.840	127.8	38.008	2:10.855		12	47.295	207.1	46.026	126.9	37.621	2:10.942	
6	46.954	206.3	46.328	123.4	43.128	2:16.410	Pit	13	48.362	206.3	48.988	118.1	53.180	2:30.530	Pit
7	2:22.835	206.3	47.074	99.4	46.180	3:56.089									

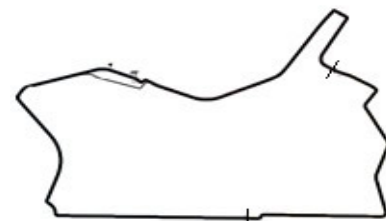
7 MULLER					GER		BMW 320si								
1	12:27.743	198.8	47.132	120.9	39.644	13:54.519	7	46.944	206.3	1:13.626	109.3	59.550	3:00.120	Pit	
2	47.166	206.7	46.237	120.0	38.146	2:11.549	8	4:06.215	205.9	48.188	114.2	40.099	5:34.502		
3	47.380	206.3	46.245	124.0	38.331	2:11.956	9	47.207	206.3	47.874	105.1	39.363	2:14.444		
4	47.846	206.7	46.874	124.1	1:07.225	2:41.945	Pit	10	47.315	206.3	46.187	124.4	37.994	2:11.496	
5	2:39.430	205.9	46.465	124.4	38.193	4:04.088		11	47.259	206.7	46.394	119.5	47.750	2:21.403	Pit
6	47.225	205.9	46.249	123.3	37.944	2:11.418									

8 FARFUS					BRA		BMW 320si								
1	12:08.747	155.8	48.838	126.2	39.170	13:36.755	7	46.848	206.7	45.667	125.0	47.499	2:20.014	Pit	
2	47.102	206.3	46.520	126.9	37.872	2:11.494	8	6:06.687	174.8	49.517	119.7	38.163	7:34.367		
3	47.211	206.3	45.644	128.2	37.841	2:10.696	9	47.119	206.3	45.891	129.2	37.691	2:10.701		
4	47.355	205.9	45.994	125.6	43.509	2:16.858	Pit	10	47.003	206.3	45.954	124.4	37.664	2:10.621	
5	2:58.259	185.7	49.059	115.8	38.431	4:25.749		11	47.043	206.7	45.814	124.9	37.685	2:10.542	
6	46.968	206.3	45.790	127.5	37.596	2:10.354									

9 ZANARDI					ITA		BMW 320si								
1	11:18.820	165.7	50.635	107.0	44.371	12:53.826	5	47.272	208.3	47.125	89.3	48.351	2:22.748	Pit	
2	47.308	207.9	46.358	120.8	38.339	2:12.005	6	3:29.729	207.1	48.381	116.7	39.323	4:57.433		
3	47.133	208.8	46.347	120.0	38.037	2:11.517	7	47.083	208.3	45.833	121.0	2:58.850	4:31.766	Pit	
4	47.132	207.9	46.463	120.4	38.262	2:11.857									

10 HERNANDEZ					ESP		BMW 320si								
1	11:17.966	170.3	49.441	91.8	40.948	12:48.355	5	47.740	207.1	48.152	83.3	46.673	2:22.565	Pit	
2	47.416	208.3	46.745	126.3	38.401	2:12.562	6	3:33.505	200.3	48.360	116.7	39.334	5:01.199		
3	47.484	208.3	46.588	121.5	38.074	2:12.146	7	47.426	207.5	47.705	126.0	2:08.786	3:43.917	Pit	
4	47.777	206.3	46.924	122.6	38.476	2:13.177									

11 HUFF					GBR		Chevrolet Cruze								
1	12:13.623	205.1	47.795	121.9	43.159	13:44.577	6	47.043	208.3	46.857	98.4	47.588	2:21.488	Pit	
2	47.050	209.2	46.333	124.4	38.157	2:11.540	7	8:49.355	172.2	49.732	109.2	41.232	10:20.319		
3	47.035	208.8	46.004	128.9	38.164	2:11.203	8	46.590	207.9	45.677	123.7	37.504	2:09.771		
4	47.019	208.8	46.496	124.1	45.708	2:19.223	Pit	9	46.973	209.2	45.835	121.9	37.835	2:10.643	
5	4:18.737	200.3	48.231	122.8	39.492	5:46.460									



Weather/Track: Sun 22° /Dry 32°

Circuit Length - 4.770 kilometres  
Circuito da Boavista  
Porto

# 2009 FIA World Touring Car Championship

## Free Practice 2 - Sector Analysis Report

Lap S1 Time S1 Spd S2 Time S2 Spd S3 Time S3 Spd Lap Time Pit Lap S1 Time S1 Spd S2 Time S2 Spd S3 Time S3 Spd Lap Time Pit

12 MENU					SUI Chevrolet Cruze										
1	11:56.412	191.9	48.588	118.5	39.726	13:24.726	6	51.373	174.2	51.335	105.2	45.171	2:27.879	Pit	
2	46.933	206.3	46.181	130.0	38.006	2:11.120	7	6:55.044	170.8	54.786	110.7	50.478	8:40.308		
3	50.845	180.6	51.708	107.6	50.278	2:32.831	Pit	8	47.037	207.5	45.995	128.2	38.088	2:11.120	
4	3:19.375	179.0	50.840	113.0	40.268	4:50.483	9	47.039	208.3	46.101	128.9	43.448	2:16.588	Pit	
5	46.638	207.1	45.807	126.6	37.952	2:10.397									

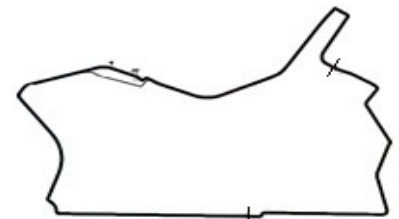
14 LARINI					ITA Chevrolet Cruze										
1	12:01.892	196.2	49.188	121.3	38.713	13:29.793	7	50.973	166.2	51.322	86.7	1:08.852	2:51.147	Pit	
2	47.052	207.9	46.297	123.7	38.080	2:11.429	8	6:12.224	204.3	50.048	117.2	38.559	7:40.831		
3	47.457	207.9	47.043	126.3	48.728	2:23.228	Pit	9	46.940	208.8	2:18.513	111.4	38.897	3:44.350	
4	3:39.871	205.9	50.042	120.6	39.364	5:09.277	10	46.998	210.0	48.759	93.5	50.655	2:26.412	Pit	
5	46.899	207.1	52.504	108.5	40.405	2:19.808									
6	46.899	207.9	46.133	121.9	37.967	2:10.999									

18 LAGEN					NED LADA 110										
1	13:08.302	192.9	50.652	87.4	40.993	14:39.947	7	2:24.277	190.1	56.405	92.8	42.527	4:03.209		
2	47.917	205.5	47.772	119.1	39.191	2:14.880	8	47.667	207.9	48.407	111.8	38.808	2:14.882		
3	47.929	206.3	47.283	122.6	39.893	2:15.105	9	47.649	207.5	47.473	119.7	39.325	2:14.447		
4	47.867	207.1	47.316	132.0	1:42.804	3:17.987	10	49.171	186.4	50.384	113.9	39.579	2:19.134		
5	48.314	201.9	48.346	118.4	48.918	2:25.578	Pit	11	53.778	155.8	58.574	93.7	53.963	2:46.315	Pit
6	4:36.888	195.5	1:00.658	90.8	1:03.914	6:41.460	Pit								

19 LADYGIN					RUS LADA 110										
1	12:55.381	157.9	49.516	123.3	40.874	14:25.771	7	48.365	156.7	57.939	92.4	1:05.718	2:52.022	Pit	
2	48.238	203.1	47.375	115.8	43.767	2:19.380	8	2:58.132	175.4	49.062	121.2	39.203	4:26.397		
3	1:05.040	192.6	48.331	114.8	48.262	2:41.633	Pit	9	47.955	207.9	47.697	123.0	38.889	2:14.541	
4	3:25.480	205.9	49.569	116.3	39.671	4:54.720	10	48.122	206.7	47.809	115.4	44.008	2:19.939		
5	47.815	205.9	47.253	123.3	39.342	2:14.410	11	52.682	205.5	49.547	116.8	39.297	2:21.526		
6	48.018	205.9	47.516	101.5	39.951	2:15.485									

21 CORONEL					NED SEAT Leon					I					
1	10:52.352	207.1	47.101	102.9	38.443	12:17.896	8	49.888	209.2	1:01.521	82.3	1:04.969	2:56.378	Pit	
2	47.437	208.3	46.297	123.6	38.392	2:12.126	9	3:08.460	191.9	1:01.746	112.4	38.257	4:48.463		
3	47.700	208.3	49.085	106.9	45.616	2:22.401	10	47.240	206.7	45.909	123.7	37.340	2:10.489		
4	47.597	205.1	46.177	124.0	38.157	2:11.931	11	50.650	152.4	47.712	122.7	38.041	2:16.403		
5	49.022	195.5	48.515	110.4	45.389	2:22.926	Pit	12	47.806	208.3	49.937	90.8	52.073	2:29.816	Pit
6	3:36.346	209.2	47.029	124.4	40.466	5:03.841									
7	47.297	208.3	46.264	103.6	39.534	2:13.095									

22 BOARDMAN					GBR SEAT Leon					I					
1	10:54.427	200.0	48.607	113.5	40.003	12:23.037	5	48.115	207.5	47.661	119.7	39.226	2:15.002		
2	48.015	207.1	47.354	118.9	39.231	2:14.600	6	48.759	205.1	47.756	121.0	39.729	2:16.244		
3	48.153	206.7	1:42.037	116.7	51.575	3:21.765	Pit	7	54.694	93.0	54.688	114.1	49.202	2:38.584	Pit
4	15:26.792	175.1	49.565	117.7	39.637	16:55.994									



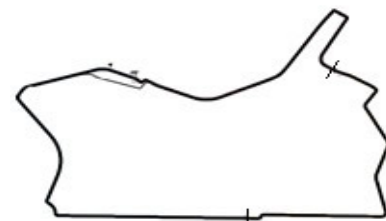
Weather/Track: Sun 22° / Dry 32°

Circuit Length - 4.770 kilometres  
Circuito da Boavista  
Porto

# 2009 FIA World Touring Car Championship

## Free Practice 2 - Sector Analysis Report

Lap	S1 Time	S1 Spd	S2 Time	S2 Spd	S3 Time	S3 Spd	Lap Time	Pit	Lap	S1 Time	S1 Spd	S2 Time	S2 Spd	S3 Time	S3 Spd	Lap Time	Pit
<b>23 PORTEIRO</b>																	
<b>ESP</b>									<b>BMW 320si</b>								
1	11:20.554	182.8	49.846	103.7	44.559		12:54.959		8	6:45.684	205.1	47.354	125.6	39.389		8:12.427	
2	47.786	206.3	47.124	126.2	40.666		2:15.576		9	47.635	205.5	48.188	124.0	38.791		2:14.614	
3	52.444	206.7	47.289	125.0	40.460		2:20.193		10	47.559	206.3	46.632	128.5	1:03.771		2:37.962	
4	47.676	205.9	46.513	127.2	39.375		2:13.564		11	47.819	205.1	48.529	124.1	38.721		2:15.069	
5	47.600	205.1	46.689	107.3	39.293		2:13.582		12	47.662	205.9	46.912	125.1	40.878		2:15.452	
6	47.786	206.7	46.735	126.2	38.442		2:12.963										
7	47.559	206.3	46.643	126.3	47.868		2:22.070	Pit									
<b>25 ENGSTLER</b>																	
<b>GER</b>									<b>BMW 320si</b>								
1	11:39.448	155.3	50.688	111.1	39.391		13:09.527		7	2:12.381	140.7	51.000	116.5	38.899		3:42.280	
2	47.868	207.5	48.043	119.3	39.229		2:15.140		8	47.636	206.3	49.687	113.0	39.590		2:16.913	
3	47.706	203.5	47.503	116.9	38.728		2:13.937		9	52.358	163.8	52.366	119.7	41.645		2:26.369	
4	48.071	192.9	47.290	118.5	46.544		2:21.905	Pit	10	47.279	208.3	46.707	120.5	38.652		2:12.638	
5	4:42.218	140.7	59.742	93.3	1:02.233		6:44.193	Pit	11	47.581	205.9	47.396	118.9	39.033		2:14.010	
6	2:25.072	207.1	52.559	87.7	1:06.762		4:24.393	Pit									
<b>26 POULSEN</b>																	
<b>DEN</b>									<b>BMW 320si</b>								
1	11:38.538	155.8	50.383	119.5	39.303		13:08.224		5	48.553	205.1	48.790	97.2	51.430		2:28.773	Pit
2	48.379	201.9	48.082	126.5	39.038		2:15.499		6	4:32.560	160.3	54.395	90.9	41.615		6:08.570	
3	48.271	205.5	47.289	120.9	38.804		2:14.364		7	48.036	204.7	1:01.300	76.1	1:13.155		3:02.491	Pit
4	48.140	204.7	47.100	125.6	39.014		2:14.254										
<b>27 D'ASTE</b>																	
<b>ITA</b>									<b>BMW 320si</b>								
1	12:05.384	168.1	49.145	115.9	38.938		13:33.467		8	3:10.598	206.3	50.403	117.2	41.872		4:42.873	
2	47.517	206.3	47.373	119.7	38.665		2:13.555		9	47.216	206.3	46.907	127.4	38.259		2:12.382	
3	47.714	205.9	47.904	123.4	38.724		2:14.342		10	48.399	206.7	46.575	128.0	38.333		2:13.307	
4	47.336	205.9	46.345	124.3	45.473		2:19.154	Pit	11	47.536	207.1	47.418	119.1	38.289		2:13.243	
5	3:31.148	206.3	1:32.964	120.0	39.939		5:44.051		12	48.847	206.3	46.935	120.1	50.074		2:25.856	Pit
6	47.389	205.9	46.093	130.8	38.505		2:11.987										
7	47.647	205.5	50.852	86.2	1:04.650		2:43.149	Pit									
<b>30 BENNANI</b>																	
<b>MAR</b>									<b>SEAT Leon</b>								
1	11:27.622	206.7	48.828	110.1	41.898		12:58.348		7	6:02.076	209.2	48.809	116.0	39.205		7:30.090	
2	53.093	144.1	55.606	105.0	51.318		2:40.017	Pit	8	47.451	211.7	46.896	124.1	38.360		2:12.707	
3	4:37.353	209.2	48.753	101.3	41.914		6:08.020		9	47.592	210.9	47.054	121.6	38.511		2:13.157	
4	47.949	208.3	47.388	126.8	39.053		2:14.390		10	47.866	211.3	46.792	122.0	38.719		2:13.377	
5	47.700	210.4	47.222	121.9	38.752		2:13.674										
6	48.203	210.4	47.346	111.0	48.614		2:24.163	Pit									
<b>35 PUYO</b>																	
<b>ESP</b>									<b>SEAT Leon</b>								
1	13:43.639	163.6	49.264	123.0	40.189		15:13.092		7	6:28.928	129.2	51.401	116.3	39.820		8:00.149	
2	48.447	205.5	47.140	121.6	39.556		2:15.143		8	47.921	205.1	50.660	119.1	39.720		2:18.301	
3	48.047	203.1	50.764	120.2	39.591		2:18.402		9	48.017	206.3	48.073	115.4	47.547		2:23.637	Pit
4	48.085	205.9	47.526	112.0	39.571		2:15.182		10	1:09.685	169.7	50.403	113.6	53.520		2:53.608	Pit
5	48.627	204.3	47.931	120.5	39.830		2:16.388										
6	52.700	145.0	49.944	115.2	52.253		2:34.897	Pit									



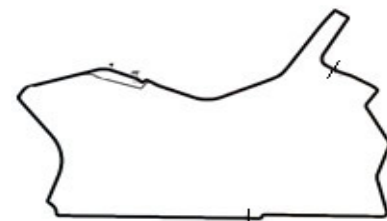
Weather/Track: Sun 22° / Dry 32°

Circuit Length - 4.770 kilometres  
Circuito da Boavista  
Porto

# 2009 FIA World Touring Car Championship

## Free Practice 2 - Sector Analysis Report

Lap	S1 Time	S1 Spd	S2 Time	S2 Spd	S3 Time	S3 Spd	Lap Time	Pit	Lap	S1 Time	S1 Spd	S2 Time	S2 Spd	S3 Time	S3 Spd	Lap Time	Pit	
<b>36 THOMPSON</b>																		
	<b>GBR</b>						<b>LADA Priora</b>											
1	11:59.657	166.5	53.938	103.5	44.458		13:38.053		7	8:56.939	203.5	52.360	114.2	39.733		10:29.032		
2	48.858	203.5	48.391	114.8	39.673		2:16.922		8	48.300	204.7	47.892	120.0	38.826		2:15.018		
3	49.927	204.7	48.209	115.5	39.240		2:17.376		9	48.633	204.7	47.493	125.0	39.724		2:15.850		
4	48.499	203.9	48.060	119.3	39.143		2:15.702		10	1:51.165		1:40.248	61.9	1:09.905		4:41.318	Pit	
5	48.814	203.9	47.817	121.0	39.134		2:15.765											
6	50.672	201.9	52.633	86.0	47.921		2:31.226	Pit										




Weather/Track: Sun 22° /Dry 32°

Circuit Length - 4.770 kilometres  
Circuito da Boavista  
Porto



## 2009 FIA World Touring Car Championship Free Practice 2 - Best Sector Speeds Report

SECTOR 1				SECTOR 2			SECTOR 3		
POS	NO	NAME	SPEED	LAP	NO	NAME	SPEED	LAP	NO SPEED TRAP AVAILABLE
1	5	MONTEIRO	216.1	3	2	TARQUINI	134.3	6	
2	3	RYDELL	214.8	4	18	LAGEN	132.0	4	
3	1	MULLER	213.0	8	27	D'ASTE	130.8	6	
4	2	TARQUINI	212.6	3	12	MENU	130.0	2	
5	4	GENE	212.1	3	8	FARFUS	129.2	9	
6	30	BENNANI	211.7	8	11	HUFF	128.9	3	
7	14	LARINI	210.0	10	23	PORTEIRO	128.5	10	
8	11	HUFF	209.2	2	6	PRIAULX	128.3	2	
9	21	CORONEL	209.2	6	1	MULLER	128.0	8	
10	9	ZANARDI	208.8	3	30	BENNANI	126.8	4	
11	10	HERNANDEZ	208.3	2	26	POULSEN	126.5	2	
12	12	MENU	208.3	9	10	HERNANDEZ	126.3	2	
13	25	ENGSTLER	208.3	10	14	LARINI	126.3	3	
14	18	LAGEN	207.9	8	3	RYDELL	125.0	6	
15	19	LADYGIN	207.9	9	36	THOMPSON	125.0	9	
16	22	BOARDMAN	207.5	5	7	MULLER	124.4	5	
17	6	PRIAULX	207.1	12	21	CORONEL	124.4	6	
18	27	D'ASTE	207.1	11	5	MONTEIRO	123.8	3	
19	7	MULLER	206.7	2	19	LADYGIN	123.3	1	
20	8	FARFUS	206.7	7	35	PUYO	123.0	1	
21	23	PORTEIRO	206.7	3	9	ZANARDI	121.0	7	
22	35	PUYO	206.3	9	22	BOARDMAN	121.0	6	
23	26	POULSEN	205.5	3	25	ENGSTLER	120.5	10	
24	36	THOMPSON	204.7	3	4	GENE	119.7	10	



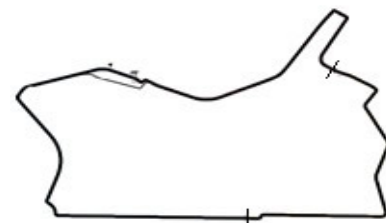
Weather/Track: Sun 22° /Dry 32°

Circuit Length - 4.770 kilometres  
Circuito da Boavista  
Porto

## 2009 FIA World Touring Car Championship Free Practice 2 - Best Sector Times Report

POS	NO	SECTOR 1		SECTOR 2		SECTOR 3		IDEAL/BEST LAP COMPARISON							
		TIME	LAP	NO	TIME	LAP	NO	TIME	LAP	NO	NAME	IDEAL	BEST	LAP	DIFF
1	2	46.573	10	8	45.644	3	11	37.504	8	11	HUFF	2:09.771	2:09.771	8	+ 0.000
2	11	46.590	8	2	45.668	3	8	37.596	6	8	FARFUS	2:10.088	2:10.354	6	+ 0.266
3	5	46.620	3	11	45.677	8	6	37.621	12	2	TARQUINI	2:10.230	2:10.524	8	+ 0.294
4	4	46.634	6	12	45.807	5	3	37.909	3	12	MENU	2:10.397	2:10.397	5	+ 0.000
5	12	46.638	5	9	45.833	7	5	37.927	3	6	PRIAULX	2:10.415	2:10.855	5	+ 0.440
6	3	46.732	3	6	45.840	5	7	37.944	6	3	RYDELL	2:10.663	2:10.663	3	+ 0.000
7	8	46.848	7	3	46.022	3	12	37.952	5	5	MONTEIRO	2:10.735	2:10.735	3	+ 0.000
8	14	46.899	5	27	46.093	6	14	37.967	6	9	ZANARDI	2:10.953	2:11.517	3	+ 0.564
9	7	46.944	7	14	46.133	6	4	37.980	3	4	GENE	2:10.963	2:11.280	3	+ 0.317
10	6	46.954	6	21	46.177	4	2	37.989	8	14	LARINI	2:10.999	2:10.999	6	+ 0.000
11	1	47.060	7	1	46.181	7	9	38.037	3	7	MULLER	2:11.075	2:11.418	6	+ 0.343
12	9	47.083	7	7	46.187	10	21	38.041	11	21	CORONEL	2:11.515	2:11.931	4	+ 0.416
13	27	47.216	9	5	46.188	3	10	38.074	3	27	D'ASTE	2:11.568	2:11.987	6	+ 0.419
14	25	47.279	10	4	46.349	6	27	38.259	9	1	MULLER	2:11.601	2:12.325	8	+ 0.724
15	21	47.297	7	23	46.513	4	1	38.360	2	10	HERNANDEZ	2:12.078	2:12.146	3	+ 0.068
16	10	47.416	2	10	46.588	3	30	38.360	8	23	PORTEIRO	2:12.514	2:12.963	6	+ 0.449
17	30	47.451	8	25	46.707	10	23	38.442	6	30	BENNANI	2:12.603	2:12.707	8	+ 0.104
18	23	47.559	7	30	46.792	10	25	38.652	10	25	ENGSTLER	2:12.638	2:12.638	10	+ 0.000
19	18	47.649	9	26	47.100	4	26	38.804	3	18	LAGEN	2:13.740	2:14.447	9	+ 0.707
20	19	47.815	5	35	47.140	2	18	38.808	8	26	POULSEN	2:13.940	2:14.254	4	+ 0.314
21	35	47.921	8	19	47.253	5	36	38.826	8	19	LADYGIN	2:13.957	2:14.410	5	+ 0.453
22	22	48.015	2	18	47.283	3	19	38.889	9	22	BOARDMAN	2:14.595	2:14.600	2	+ 0.005
23	26	48.036	7	22	47.354	2	22	39.226	5	35	PUYO	2:14.617	2:15.143	2	+ 0.526
24	36	48.300	8	36	47.493	9	35	39.556	2	36	THOMPSON	2:14.619	2:15.018	8	+ 0.399

'Perfect Lap' - 2:09.721



Weather/Track: Sun 22° /Dry 32°

Circuit Length - 4.770 kilometres  
Circuito da Boavista  
Porto

**2009 FIA World Touring Car Championship**  
**QUALIFYING 1 - PROVISIONAL CLASSIFICATION**

POS	NO	CLS	DRIVER	NAT	CAR	TIME	LAPS	GAP	KPH
1	1		Yvan MULLER	FRA	SEAT Leon TDI	2:09.361	9		132.74
2	2		Gabriele TARQUINI	ITA	SEAT Leon TDI	2:09.471	5	0.110	132.63
3	11		Robert HUFF	GBR	Chevrolet Cruze	2:09.601	5	0.240	132.49
4	6		Andy PRIAULX	GBR	BMW 320si	2:09.676	5	0.315	132.42
5	14		Nicola LARINI	ITA	Chevrolet Cruze	2:09.797	5	0.436	132.29
6	12		Alain MENU	SUI	Chevrolet Cruze	2:09.856	7	0.495	132.23
7	5		Tiago MONTEIRO	POR	SEAT Leon TDI	2:09.892	6	0.531	132.20
8	4		Jordi GENE	ESP	SEAT Leon TDI	2:09.910	5	0.549	132.18
9	8		Augusto FARFUS	BRA	BMW 320si	2:09.928	11	0.567	132.16
10	3		Rickard RYDELL	SWE	SEAT Leon TDI	2:09.967	9	0.606	132.12
11	9		Alessandro ZANARDI	ITA	BMW 320si	2:10.430	11	1.069	131.65
12	7		Jorg MULLER	GER	BMW 320si	2:10.576	10	1.215	131.51
13	21	I	Tom CORONEL	NED	SEAT Leon	2:11.330	10	1.969	130.75
14	27	I	Stefano D'ASTE	ITA	BMW 320si	2:11.505	9	2.144	130.58
15	23	I	Felix PORTEIRO	ESP	BMW 320si	2:11.887	11	2.526	130.20
16	30	I	Mehdi BENNANI	MAR	SEAT Leon	2:11.964	9	2.603	130.12
17	10		Sergio HERNANDEZ	ESP	BMW 320si	2:12.007	6	2.646	130.08
18	18		Jaap van LAGEN	NED	LADA 110	2:12.058	10	2.697	130.03
19	25	I	Franz ENGSTLER	GER	BMW 320si	2:12.146	11	2.785	129.94
20	26	I	Kristian POULSEN	DEN	BMW 320si	2:13.271	11	3.910	128.85
21	22	I	Tom BOARDMAN	GBR	SEAT Leon	2:13.696	10	4.335	128.44
22	36		James THOMPSON	GBR	LADA Priora	2:13.819	9	4.458	128.32
23	19		Kirill LADYGIN	RUS	LADA 110	2:13.831	10	4.470	128.31
24	35	I	Diego PUYO	ESP	SEAT Leon	2:13.976	11	4.615	128.17

QUALIFICATION MAXIMA 2:18.416

Subject to technical scrutineering. For Media Information Purposes - No Regulatory Value.

Weather/Track: Sun 23°/Dry 54°

Circuito da Boavista

Circuit Length = 4.7700 km.

Start: 15:00 End: 15:30

Race Director:	Steward:	Timekeeper:	Issued at:
----------------	----------	-------------	------------

**2009 FIA World Touring Car Championship  
QUALIFYING 1 RESULT**

POS	NO	CLS	DRIVER	NAT	CAR	TIME	LAPS	GAP	KPH
1	1		Yvan MULLER	FRA	SEAT Leon TDI	2:09.361	9		132.74
2	2		Gabriele TARQUINI	ITA	SEAT Leon TDI	2:09.471	5	0.110	132.63
3	11		Robert HUFF	GBR	Chevrolet Cruze	2:09.601	5	0.240	132.49
4	6		Andy PRIAULX	GBR	BMW 320si	2:09.676	5	0.315	132.42
5	14		Nicola LARINI	ITA	Chevrolet Cruze	2:09.797	5	0.436	132.29
6	12		Alain MENU	SUI	Chevrolet Cruze	2:09.856	7	0.495	132.23
7	5		Tiago MONTEIRO	POR	SEAT Leon TDI	2:09.892	6	0.531	132.20
8	4		Jordi GENE	ESP	SEAT Leon TDI	2:09.910	5	0.549	132.18
9	8		Augusto FARFUS	BRA	BMW 320si	2:09.928	11	0.567	132.16
10	3		Rickard RYDELL	SWE	SEAT Leon TDI	2:09.967	9	0.606	132.12
11	9		Alessandro ZANARDI	ITA	BMW 320si	2:10.430	11	1.069	131.65
12	7		Jorg MULLER	GER	BMW 320si	2:10.576	10	1.215	131.51
13	21	I	Tom CORONEL	NED	SEAT Leon	2:11.330	10	1.969	130.75
14	27	I	Stefano D'ASTE	ITA	BMW 320si	2:11.505	9	2.144	130.58
15	23	I	Felix PORTEIRO	ESP	BMW 320si	2:11.887	11	2.526	130.20
16	30	I	Mehdi BENNANI	MAR	SEAT Leon	2:11.964	9	2.603	130.12
17	10		Sergio HERNANDEZ	ESP	BMW 320si	2:12.007	6	2.646	130.08
18	18		Jaap van LAGEN	NED	LADA 110	2:12.058	10	2.697	130.03
19	25	I	Franz ENGSTLER	GER	BMW 320si	2:12.146	11	2.785	129.94
20	26	I	Kristian POULSEN	DEN	BMW 320si	2:13.271	11	3.910	128.85
21	22	I	Tom BOARDMAN	GBR	SEAT Leon	2:13.696	10	4.335	128.44
22	19		Kirill LADYGIN	RUS	LADA 110	2:13.831	10	4.470	128.31
23	35	I	Diego PUYO	ESP	SEAT Leon	2:13.976	11	4.615	128.17

QUALIFICATION MAXIMA 2:18.416

Circuito da Boavista  
Circuit Length = 4.7700 km.  
Start: End:

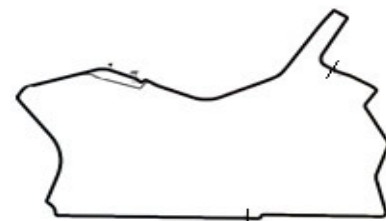
Car 36, all times cancelled, Stewards decision 2 refers.

Steward:	Steward:	Steward:	Issued at:
----------	----------	----------	------------

# 2009 FIA World Touring Car Championship

## Qualifying 1 - Sector Analysis Report

Lap	S1 Time	S1 Spd	S2 Time	S2 Spd	S3 Time	S3 Spd	Lap Time	Pit	Lap	S1 Time	S1 Spd	S2 Time	S2 Spd	S3 Time	S3 Spd	Lap Time	Pit
<b>1 MULLER FRA SEAT Leon TDI</b>																	
1	1:03.882	176.0	52.528	106.2	42.026		2:38.436		6	48.616	197.3	48.837	111.2	45.506		2:22.959	Pit
2	46.578	213.0	45.685	123.3	38.038		2:10.301		7	5:08.349	154.8	52.978	108.2	42.694		6:44.021	
3	46.944	212.1	53.140	109.5	48.792		2:28.876	Pit	8	46.349	214.8	45.447	123.6	37.565		2:09.361	
4	4:14.933	166.5	54.535	93.9	46.914		5:56.382		9	52.822	158.1	53.016	108.6	48.682		2:34.520	Pit
5	46.508	213.0	46.240	122.3	37.746		2:10.494										
<b>2 TARQUINI ITA SEAT Leon TDI</b>																	
1	1:06.911	141.4	55.412	99.8	42.109		2:44.432		4	46.434	212.1	45.354	126.5	37.683		2:09.471	
2	48.778	183.4	49.103	103.3	51.433		2:29.314	Pit	5	49.298	151.7	49.700	109.7	49.642		2:28.640	Pit
3	2:35.126	160.3	53.002	95.8	43.170		4:11.298										
<b>3 RYDELL SWE SEAT Leon TDI</b>																	
1	1:06.247	147.6	55.308	96.7	40.222		2:41.777		6	46.682	213.0	52.810	88.0	53.344		2:32.836	Pit
2	46.803	213.0	46.057	129.1	38.076		2:10.936		7	4:24.991	136.2	51.562	101.9	40.389		5:56.942	
3	47.229	209.6	50.835	115.7	51.551		2:29.615	Pit	8	46.396	214.3	45.602	123.0	37.969		2:09.967	
4	5:54.691	107.5	52.047	105.2	40.999		7:27.737		9	51.581	155.3	52.554	106.8	47.783		2:31.918	Pit
5	46.569	213.0	45.510	133.6	59.889		2:31.968										
<b>4 GENE ESP SEAT Leon TDI</b>																	
1	5:24.464	207.1	49.232	110.7	40.543		6:54.239		4	15:20.134	176.0	49.982	110.2	40.120		16:50.236	
2	46.376	214.3	45.510	126.6	38.024		2:09.910		5	57.849	161.6	56.847	89.0	56.332		2:51.028	Pit
3	48.248	198.8	49.646	106.8	53.016		2:30.910	Pit									
<b>5 MONTEIRO POR SEAT Leon TDI</b>																	
1	1:02.637	180.6	49.944	104.9	40.154		2:32.735		5	46.399	213.0	45.737	123.7	37.756		2:09.892	
2	46.457	213.0	45.923	126.2	37.891		2:10.271		6	48.672	180.0	54.296	103.4	46.973		2:29.941	Pit
3	46.659	213.4	47.489	101.4	49.230		2:23.378	Pit									
4	13:49.155	175.7	50.298	108.6	43.036		15:22.489										
<b>6 PRIAULX GBR BMW 320si</b>																	
1	1:14.411	129.3	50.494	116.4	40.327		2:45.232		4	46.822	206.7	45.274	129.1	37.580		2:09.676	
2	47.396	205.9	45.988	127.5	42.546		2:15.930	Pit	5	50.781	151.7	52.635	101.2	46.336		2:29.752	Pit
3	2:01.793	176.6	47.829	128.3	38.410		3:28.032										
<b>7 MULLER GER BMW 320si</b>																	
1	1:18.330	171.4	52.075	101.4	42.216		2:52.621		7	5:57.417	195.1	48.933	111.1	40.001		7:26.351	
2	47.261	206.3	47.075	117.3	47.877		2:22.213	Pit	8	46.993	205.9	45.840	126.8	37.743		2:10.576	
3	3:13.340	206.7	51.338	108.9	46.614		4:51.292		9	47.122	206.7	47.896	116.2	39.557		2:14.575	
4	47.001	205.9	46.053	128.2	37.865		2:10.919		10	48.336	196.9	51.374	100.3	53.385		2:33.095	Pit
5	47.544	205.9	45.894	124.6	37.882		2:11.320										
6	47.875	207.1	49.102	110.5	52.637		2:29.614	Pit									



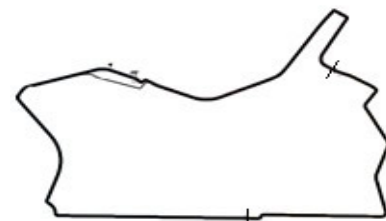
Weather/Track: Sun 23° / Dry 54°

Circuit Length - 4.770 kilometres  
Circuito da Boavista  
Porto

# 2009 FIA World Touring Car Championship

## Qualifying 1 - Sector Analysis Report

Lap	S1 Time	S1 Spd	S2 Time	S2 Spd	S3 Time	S3 Spd	Lap Time	Pit	Lap	S1 Time	S1 Spd	S2 Time	S2 Spd	S3 Time	S3 Spd	Lap Time	Pit
<b>8 FARFUS BRA BMW 320si</b>																	
1	1:19.442	150.6	52.395	89.1	43.016		2:54.853		7	48.576	195.1	47.859	115.2	47.379		2:23.814	Pit
2	47.181	206.3	46.299	123.3	38.101		2:11.581		8	5:36.869	158.9	49.274	125.0	38.250		7:04.393	
3	47.238	207.1	46.012	126.9	47.830		2:21.080	Pit	9	46.767	205.9	45.640	130.0	37.521		2:09.928	
4	2:29.045	189.1	49.101	114.5	38.715		3:56.861		10	48.181	184.7	52.084	115.2	40.404		2:20.669	
5	46.782	206.3	45.770	126.2	37.746		2:10.298		11	46.905	205.9	47.183	99.5	44.348		2:18.436	Pit
6	46.944	206.3	45.633	128.9	37.843		2:10.420										
<b>9 ZANARDI ITA BMW 320si</b>																	
1	1:15.063	131.4	52.044	106.1	42.103		2:49.210		7	4:45.335	199.2	51.336	102.8	40.929		6:17.600	
2	47.589	208.3	47.063	120.6	44.686		2:19.338	Pit	8	53.721	147.6	54.401	111.2	39.505		2:27.627	
3	2:38.084	196.6	49.148	110.1	40.186		4:07.418		9	46.844	208.8	45.814	122.1	37.772		2:10.430	
4	47.003	206.7	46.127	120.6	37.992		2:11.122		10	47.144	210.0	45.889	118.0	37.822		2:10.855	
5	47.030	208.8	46.072	121.5	37.909		2:11.011		11	46.960	209.6	45.873	123.6	37.866		2:10.699	
6	47.215	208.3	49.372	99.8	46.189		2:22.776	Pit									
<b>10 HERNANDEZ ESP BMW 320si</b>																	
1	1:13.921	141.6	50.161	115.7	43.644		2:47.726		5	3:21.225	176.3	48.862	111.7	38.714		4:48.801	
2	47.490	207.5	46.499	124.3	38.519		2:12.508		6	47.527	207.5	56.007	84.4	1:03.521		2:47.055	Pit
3	47.403	207.5	46.346	122.7	38.258		2:12.007										
4	48.860	189.1	48.967	121.5	46.361		2:24.188	Pit									
<b>11 HUFF GBR Chevrolet Cruze</b>																	
1	1:19.045	172.5	50.006	120.5	50.804		2:59.855	Pit	4	46.645	210.9	50.076	105.0	51.289		2:28.010	Pit
2	2:22.377	194.4	49.202	109.5	40.672		3:52.251		5	16:40.024	178.1	54.955	87.1	1:04.826		18:39.805	Pit
3	46.302	210.4	45.542	122.4	37.757		2:09.601										
<b>12 MENU SUI Chevrolet Cruze</b>																	
1	1:27.455	184.4	51.692	115.7	45.473		3:04.620	Pit	5	12:48.906	95.4	53.027	109.4	40.762		14:22.695	
2	2:53.593	196.2	54.408	102.5	41.646		4:29.647		6	46.341	210.4	45.582	128.0	37.933		2:09.856	
3	46.382	209.2	45.740	127.1	38.030		2:10.152		7	53.970	140.7	52.600	103.7	47.335		2:33.905	Pit
4	53.734	157.4	53.577	105.4	57.030		2:44.341	Pit									
<b>14 LARINI ITA Chevrolet Cruze</b>																	
1	1:21.262	164.6	51.798	109.8	49.355		3:02.415	Pit	4	48.512	172.8	49.267	119.8	48.234		2:26.013	Pit
2	3:00.514	179.3	52.124	105.8	40.765		4:33.403		5	15:52.412	172.2	52.188	109.4	55.962		17:40.562	Pit
3	46.500	212.6	45.530	124.0	37.767		2:09.797										
<b>18 LAGEN NED LADA 110</b>																	
1	2:16.147	119.7	52.992	109.2	41.136		3:50.275		7	47.236	207.1	58.237	75.1	55.414		2:40.887	Pit
2	47.620	206.3	46.803	124.4	38.772		2:13.195		8	2:46.972	195.8	49.133	112.0	41.353		4:17.458	
3	47.523	206.3	46.685	126.2	39.168		2:13.376		9	47.161	208.8	46.288	124.7	38.609		2:12.058	
4	49.407	149.1	49.113	111.8	48.814		2:27.334	Pit	10	49.867	153.3	56.389	95.7	50.580		2:36.836	Pit
5	3:09.047	177.8	48.570	117.4	39.554		4:37.171										
6	47.229	207.5	46.342	122.3	38.936		2:12.507										



Weather/Track: Sun 23° / Dry 54°

Circuit Length - 4.770 kilometres  
Circuito da Boavista  
Porto

# 2009 FIA World Touring Car Championship

## Qualifying 1 - Sector Analysis Report

Lap S1 Time S1 Spd S2 Time S2 Spd S3 Time S3 Spd Lap Time Pit Lap S1 Time S1 Spd S2 Time S2 Spd S3 Time S3 Spd Lap Time Pit

### 19 LADYGIN

RUS

LADA 110

1	2:40.813	186.7	51.916	101.9	40.681	4:13.410	7	48.053	207.5	47.415	122.8	38.940	2:14.408
2	47.689	203.5	47.227	122.6	38.915	2:13.831	8	47.964	206.7	47.219	117.2	38.890	2:14.073
3	47.999	203.5	47.029	117.4	39.035	2:14.063	9	48.003	206.3	47.088	116.7	39.043	2:14.134
4	48.090	204.7	48.084	115.8	46.288	2:22.462 Pit	10	48.318	206.7	47.140	118.5	38.985	2:14.443
5	6:11.019	203.1	48.856	121.2	47.173	7:47.048							
6	57.130	202.3	48.267	119.1	39.445	2:24.842							

### 21 CORONEL

NED

SEAT Leon

I

1	1:11.360	117.7	1:12.873	71.5	1:00.596	3:24.829 Pit	7	47.335	207.9	45.973	123.0	38.022	2:11.330
2	6:19.702	187.4	51.495	113.3	39.581	7:50.778	8	51.056	183.4	50.560	105.2	51.329	2:32.945 Pit
3	47.233	206.7	47.205	125.0	38.616	2:13.054	9	1:04.618	193.3	48.516	121.6	38.767	2:31.901
4	47.573	207.1	46.047	125.7	38.384	2:12.004	10	47.710	206.7	1:25.705	97.4	50.204	3:03.619 Pit
5	48.452	207.9	46.130	122.8	45.613	2:20.195 Pit							
6	2:46.629	148.2	54.611	104.2	41.171	4:22.411							

### 22 BOARDMAN

GBR

SEAT Leon

I

1	1:11.812	116.7	1:10.864	105.5	42.988	3:05.664	7	4:10.986	162.8	51.063	115.5	39.955	5:42.004
2	48.188	207.5	47.097	127.8	39.169	2:14.454	8	48.019	208.8	46.842	119.1	38.835	2:13.696
3	48.260	208.3	47.790	120.6	51.133	2:27.183 Pit	9	47.888	209.6	46.692	117.7	39.169	2:13.749
4	3:03.279	151.9	51.777	111.7	42.557	4:37.613	10	49.073	191.5	50.100	117.1	51.412	2:30.585 Pit
5	47.924	208.3	46.881	123.0	39.699	2:14.504							
6	49.549	182.1	50.746	105.6	49.184	2:29.479 Pit							

### 23 PORTEIRO

ESP

BMW 320si

I

1	1:25.772	192.2	51.462	117.3	43.760	3:00.994	7	47.843	204.7	48.564	107.0	59.038	2:35.445 Pit
2	47.551	205.5	46.242	127.4	38.435	2:12.228	8	3:46.997	177.8	49.756	121.0	39.961	5:16.714
3	48.155	205.9	46.539	130.3	1:04.944	2:39.638 Pit	9	47.349	205.9	46.605	124.6	38.356	2:12.310
4	3:02.407	189.1	49.897	118.5	42.916	4:35.220	10	47.347	205.9	46.142	130.5	38.398	2:11.887
5	47.409	206.7	46.079	129.7	38.789	2:12.277	11	47.509	205.5	48.289	124.0	51.948	2:27.746 Pit
6	48.066	205.1	48.279	98.9	45.896	2:22.241							

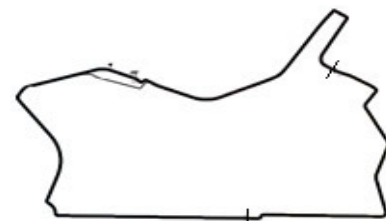
### 25 ENGSTLER

GER

BMW 320si

I

1	1:36.630	186.0	54.685	56.7	47.697	3:19.012	7	56.844	141.4	49.491	115.0	39.198	2:25.533
2	48.191	203.9	47.377	122.0	38.645	2:14.213	8	47.269	208.3	46.560	117.8	38.317	2:12.146
3	47.946	205.1	46.847	118.8	38.693	2:13.486	9	47.434	206.3	46.430	124.9	38.576	2:12.440
4	47.984	208.8	47.026	126.0	38.724	2:13.734	10	47.536	207.9	46.518	125.1	38.501	2:12.555
5	48.683	205.9	47.388	119.5	56.603	2:32.674 Pit	11	51.836	185.4	49.227	111.0	48.030	2:29.093 Pit
6	4:27.802	206.3	46.874	122.8	38.593	5:53.269							



Weather/Track: Sun 23°/Dry 54°

Circuit Length - 4.770 kilometres  
Circuito da Boavista  
Porto

Printed at 15:41, Saturday, 04 July, 2009

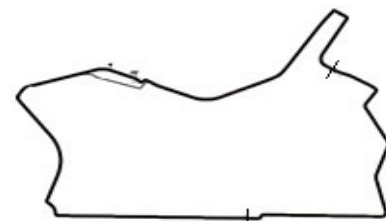
© MST Systems Ltd, 2005 (www.mstworld.com)

Page 3

# 2009 FIA World Touring Car Championship

## Qualifying 1 - Sector Analysis Report

Lap	S1 Time	S1 Spd	S2 Time	S2 Spd	S3 Time	S3 Spd	Lap Time	Pit	Lap	S1 Time	S1 Spd	S2 Time	S2 Spd	S3 Time	S3 Spd	Lap Time	Pit
<b>26 POULSEN DEN BMW 320si I</b>																	
1	1:35.318	174.0	55.000	58.4	47.506		3:17.824		7	4:05.196	128.0	57.198	109.4	40.485		5:42.879	
2	48.574	205.1	47.064	113.2	38.769		2:14.407		8	48.190	204.3	46.766	124.9	38.315		2:13.271	
3	48.570	205.5	46.526	123.7	38.617		2:13.713		9	48.183	204.7	46.723	120.0	38.367		2:13.273	
4	48.156	205.5	46.874	123.3	38.840		2:13.870		10	48.035	205.1	46.886	118.4	38.464		2:13.385	
5	48.210	205.9	46.859	120.4	38.790		2:13.859		11	59.480	118.9	55.126	87.6	1:06.509		3:01.115	Pit
6	52.193	180.0	49.681	113.8	55.894		2:37.768	Pit									
<b>27 D'ASTE ITA BMW 320si I</b>																	
1	1:30.070	195.8	53.098	102.6	48.349		3:11.517	Pit	6	47.499	205.9	52.262	84.1	55.367		2:35.128	
2	2:53.023	190.8	51.935	105.6	41.112		4:26.070		7	47.381	204.7	46.444	124.3	38.060		2:11.885	
3	47.189	206.7	46.272	127.2	38.528		2:11.989		8	47.305	206.7	45.954	124.3	38.246		2:11.505	
4	47.560	205.9	48.153	113.6	55.713		2:31.426	Pit	9	47.788	204.7	48.543	116.7	45.336		2:21.667	Pit
5	3:20.819	203.1	48.417	106.7	41.887		4:51.123										
<b>30 BENNANI MAR SEAT Leon I</b>																	
1	1:30.905	205.5	52.717	100.4	45.197		3:08.819		6	47.571	207.9	46.521	121.5	38.314		2:12.406	
2	47.540	210.0	46.720	124.7	38.694		2:12.954		7	5:53.028	207.9	47.035	127.5	38.497		7:18.560	
3	47.657	209.6	48.418	117.4	40.801		2:16.876		8	47.345	207.5	46.247	126.5	38.372		2:11.964	
4	47.564	210.9	47.188	122.3	49.768		2:24.520	Pit	9	47.424	208.8	46.650	121.9	48.458		2:22.532	Pit
5	2:27.611	208.8	47.215	121.3	39.538		3:54.364										
<b>35 PUYO ESP SEAT Leon I</b>																	
1	1:12.457	121.8	1:12.758	77.0	47.368		3:12.583		7	48.233	203.1	48.513	93.2	53.485		2:30.231	Pit
2	48.512	205.1	47.240	124.1	39.766		2:15.518		8	2:50.461	199.6	48.728	115.2	39.831		4:19.020	
3	48.099	204.7	47.071	123.3	39.379		2:14.549		9	47.978	203.1	47.052	121.2	38.946		2:13.976	
4	48.076	206.3	47.251	118.8	49.579		2:24.906	Pit	10	47.871	202.3	47.006	121.5	39.146		2:14.023	
5	3:08.808	185.7	47.686	123.0	39.287		4:35.781		11	50.329	196.6	48.936	118.0	40.633		2:19.898	
6	47.905	204.3	47.851	119.5	40.550		2:16.306										
<b>36 THOMPSON GBR LADA Priora I</b>																	
1	3:14.778	153.9	54.163	103.7	47.093		4:56.034		6	4:10.721	163.3	54.922	106.0	42.519		5:48.162	
2	48.766	204.3	50.109	81.9	50.639		2:29.514	Pit	7	48.070	203.9	47.088	122.8	38.661		2:13.819	
3	3:50.463	185.4	54.773	97.1	41.209		5:26.445		8	48.164	203.9	46.994	120.8	38.828		2:13.986	
4	48.362	204.7	47.248	118.1	38.982		2:14.592		9	50.908	184.4	54.987	106.4	48.406		2:34.301	Pit
5	48.418	205.1	47.774	100.6	52.854		2:29.046	Pit									



Weather/Track: Sun 23° / Dry 54°

Circuit Length - 4.770 kilometres  
Circuito da Boavista  
Porto




## 2009 FIA World Touring Car Championship Qualifying 1 - Best Sector Speeds Report

SECTOR 1				SECTOR 2			SECTOR 3		
POS	NO	NAME	SPEED	LAP	NO	NAME	SPEED	LAP	NO SPEED TRAP AVAILABLE
1	1	MULLER	214.8	8	3	RYDELL	133.6	5	
2	3	RYDELL	214.3	8	23	PORTEIRO	130.5	10	
3	4	GENE	214.3	2	8	FARFUS	130.0	9	
4	5	MONTEIRO	213.4	3	6	PRIAULX	129.1	4	
5	14	LARINI	212.6	3	7	MULLER	128.2	4	
6	2	TARQUINI	212.1	4	12	MENU	128.0	6	
7	11	HUFF	210.9	4	22	BOARDMAN	127.8	2	
8	30	BENNANI	210.9	4	30	BENNANI	127.5	7	
9	12	MENU	210.4	6	27	D'ASTE	127.2	3	
10	9	ZANARDI	210.0	10	4	GENE	126.6	2	
11	22	BOARDMAN	209.6	9	2	TARQUINI	126.5	4	
12	18	LAGEN	208.8	9	5	MONTEIRO	126.2	2	
13	25	ENGSTLER	208.8	4	18	LAGEN	126.2	3	
14	21	CORONEL	207.9	5	25	ENGSTLER	126.0	4	
15	10	HERNANDEZ	207.5	2	21	CORONEL	125.7	4	
16	19	LADYGIN	207.5	7	26	POULSEN	124.9	8	
17	7	MULLER	207.1	6	10	HERNANDEZ	124.3	2	
18	8	FARFUS	207.1	3	35	PUYO	124.1	2	
19	6	PRIAULX	206.7	4	14	LARINI	124.0	3	
20	23	PORTEIRO	206.7	5	1	MULLER	123.6	8	
21	27	D'ASTE	206.7	3	9	ZANARDI	123.6	11	
22	35	PUYO	206.3	4	19	LADYGIN	122.8	7	
23	26	POULSEN	205.9	5	36	THOMPSON	122.8	7	
24	36	THOMPSON	205.1	5	11	HUFF	122.4	3	



Weather/Track: Sun 23° /Dry 54°

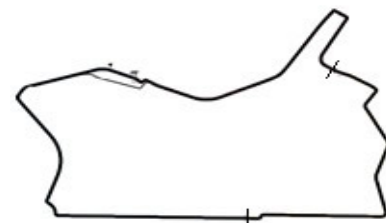


Circuit Length - 4.770 kilometres  
Circuito da Boavista  
Porto

## 2009 FIA World Touring Car Championship Qualifying 1 - Best Sector Times Report

POS	NO	SECTOR 1			SECTOR 2			SECTOR 3			NAME	IDEAL/BEST LAP COMPARISON			
		TIME	LAP	NO	TIME	LAP	NO	TIME	LAP	NO		IDEAL	BEST	LAP	DIFF
1	11	46.302	3	6	45.274	4	8	37.521	9	1	MULLER	2:09.361	2:09.361	8	+ 0.000
2	12	46.341	6	2	45.354	4	1	37.565	8	2	TARQUINI	2:09.471	2:09.471	4	+ 0.000
3	1	46.349	8	1	45.447	8	6	37.580	4	11	HUFF	2:09.601	2:09.601	3	+ 0.000
4	4	46.376	2	3	45.510	5	2	37.683	4	6	PRIAULX	2:09.676	2:09.676	4	+ 0.000
5	3	46.396	8	4	45.510	2	7	37.743	8	14	LARINI	2:09.797	2:09.797	3	+ 0.000
6	5	46.399	5	14	45.530	3	5	37.756	5	12	MENU	2:09.856	2:09.856	6	+ 0.000
7	2	46.434	4	11	45.542	3	11	37.757	3	3	RYDELL	2:09.875	2:09.967	8	+ 0.092
8	14	46.500	3	12	45.582	6	14	37.767	3	5	MONTEIRO	2:09.892	2:09.892	5	+ 0.000
9	8	46.767	9	8	45.633	6	9	37.772	9	4	GENE	2:09.910	2:09.910	2	+ 0.000
10	6	46.822	4	5	45.737	5	12	37.933	6	8	FARFUS	2:09.921	2:09.928	9	+ 0.007
11	9	46.844	9	9	45.814	9	3	37.969	8	9	ZANARDI	2:10.430	2:10.430	9	+ 0.000
12	7	46.993	8	7	45.840	8	21	38.022	7	7	MULLER	2:10.576	2:10.576	8	+ 0.000
13	18	47.161	9	27	45.954	8	4	38.024	2	27	D'ASTE	2:11.203	2:11.505	8	+ 0.302
14	27	47.189	3	21	45.973	7	27	38.060	7	21	CORONEL	2:11.228	2:11.330	7	+ 0.102
15	21	47.233	3	23	46.079	5	10	38.258	3	23	PORTEIRO	2:11.782	2:11.887	10	+ 0.105
16	25	47.269	8	30	46.247	8	30	38.314	6	30	BENNANI	2:11.906	2:11.964	8	+ 0.058
17	30	47.345	8	18	46.288	9	26	38.315	8	10	HERNANDEZ	2:12.007	2:12.007	3	+ 0.000
18	23	47.347	10	10	46.346	3	25	38.317	8	25	ENGSTLER	2:12.016	2:12.146	8	+ 0.130
19	10	47.403	3	25	46.430	9	23	38.356	9	18	LAGEN	2:12.058	2:12.058	9	+ 0.000
20	19	47.689	2	26	46.526	3	18	38.609	9	26	POULSEN	2:12.876	2:13.271	8	+ 0.395
21	35	47.871	10	22	46.692	9	36	38.661	7	22	BOARDMAN	2:13.415	2:13.696	8	+ 0.281
22	22	47.888	9	36	46.994	8	22	38.835	8	19	LADYGIN	2:13.608	2:13.831	2	+ 0.223
23	26	48.035	10	35	47.006	10	19	38.890	8	36	THOMPSON	2:13.725	2:13.819	7	+ 0.094
24	36	48.070	7	19	47.029	3	35	38.946	9	35	PUYO	2:13.823	2:13.976	9	+ 0.153

'Perfect Lap' - 2:09.097



Weather/Track: Sun 23° /Dry 54°

Circuit Length - 4.770 kilometres  
Circuito da Boavista  
Porto

**2009 FIA World Touring Car Championship**  
**QUALIFYING 2 - PROVISIONAL CLASSIFICATION**

POS	NO	CLS	DRIVER	NAT	CAR	TIME	LAPS	GAP	KPH
1	2		<b>Gabriele TARQUINI</b>	<b>ITA</b>	SEAT Leon TDI	2:09.308	5		132.79
2	11		<b>Robert HUFF</b>	<b>GBR</b>	Chevrolet Cruze	2:09.395	6	0.087	132.71
3	1		<b>Yvan MULLER</b>	<b>FRA</b>	SEAT Leon TDI	2:09.493	6	0.185	132.60
4	6		<b>Andy PRIAULX</b>	<b>GBR</b>	BMW 320si	2:09.563	6	0.255	132.53
5	12		<b>Alain MENU</b>	<b>SUI</b>	Chevrolet Cruze	2:09.670	4	0.362	132.42
6	5		<b>Tiago MONTEIRO</b>	<b>POR</b>	SEAT Leon TDI	2:09.679	6	0.371	132.41
7	8		<b>Augusto FARFUS</b>	<b>BRA</b>	BMW 320si	2:09.786	6	0.478	132.31
8	14		<b>Nicola LARINI</b>	<b>ITA</b>	Chevrolet Cruze	2:09.859	6	0.551	132.23
9	3		<b>Rickard RYDELL</b>	<b>SWE</b>	SEAT Leon TDI	2:10.089	6	0.781	132.00
10	4		<b>Jordi GENE</b>	<b>ESP</b>	SEAT Leon TDI	2:10.448	5	1.140	131.63

Subject to technical scrutineering. For Media Information Purposes - No Regulatory Value.

Weather/Track: Sun 23°/Dry 52°

Circuito da Boavista

Circuit Length = 4.7700 km.

Start: 15:35 End: 15:50

Race Director:	Steward:	Timekeeper:	Issued at:
----------------	----------	-------------	------------

**2009 FIA World Touring Car Championship  
QUALIFYING 2 RESULT**

POS	NO	CLS	DRIVER	NAT	CAR	TIME	LAPS	GAP	KPH
1	2		<b>Gabriele TARQUINI</b>	<b>ITA</b>	SEAT Leon TDI	2:09.308	5		132.79
2	11		<b>Robert HUFF</b>	<b>GBR</b>	Chevrolet Cruze	2:09.395	6	0.087	132.71
3	1		<b>Yvan MULLER</b>	<b>FRA</b>	SEAT Leon TDI	2:09.493	6	0.185	132.60
4	6		<b>Andy PRIAULX</b>	<b>GBR</b>	BMW 320si	2:09.563	6	0.255	132.53
5	12		<b>Alain MENU</b>	<b>SUI</b>	Chevrolet Cruze	2:09.670	4	0.362	132.42
6	5		<b>Tiago MONTEIRO</b>	<b>POR</b>	SEAT Leon TDI	2:09.679	6	0.371	132.41
7	8		<b>Augusto FARFUS</b>	<b>BRA</b>	BMW 320si	2:09.786	6	0.478	132.31
8	14		<b>Nicola LARINI</b>	<b>ITA</b>	Chevrolet Cruze	2:09.859	6	0.551	132.23
9	3		<b>Rickard RYDELL</b>	<b>SWE</b>	SEAT Leon TDI	2:10.089	6	0.781	132.00
10	4		<b>Jordi GENE</b>	<b>ESP</b>	SEAT Leon TDI	2:10.448	5	1.140	131.63

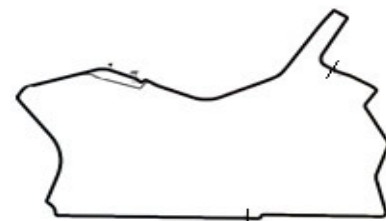
Circuito da Boavista  
Circuit Length = 4.7700 km.  
Start: End:

Steward:	Steward:	Steward:	Issued at:
----------	----------	----------	------------

# 2009 FIA World Touring Car Championship

## Qualifying 2 - Sector Analysis Report

Lap	S1 Time	S1 Spd	S2 Time	S2 Spd	S3 Time	S3 Spd	Lap Time	Pit	Lap	S1 Time	S1 Spd	S2 Time	S2 Spd	S3 Time	S3 Spd	Lap Time	Pit
<b>1 MULLER</b> FRA SEAT Leon TDI																	
1			17:02.837	95.3			17:49.873		5	46.193	213.0	45.613	126.6	55.127		2:26.933	
2	46.326	211.7	45.445	124.1	37.722		2:09.493		6	57.345	143.6	57.621	93.2	56.279		2:51.245	Pit
3	49.177	172.5	51.602	107.1	46.254		2:27.033	Pit									
4	5:00.054	158.9	54.313	98.0	46.211		6:40.578										
<b>2 TARQUINI</b> ITA SEAT Leon TDI																	
1			17:04.233	94.2			17:51.836		4	4:54.447	182.1	52.753	112.4	42.587		6:29.787	
2	46.339	212.6	45.380	124.9	37.589		2:09.308		5	46.126	213.0	45.290	131.0	1:06.438		2:37.854	Pit
3	49.036	182.5	51.144	106.9	47.741		2:27.921	Pit									
<b>3 RYDELL</b> SWE SEAT Leon TDI																	
1			17:17.898	97.2			18:06.569		5	46.495	213.4	45.375	128.3	39.373		2:11.243	
2	46.550	213.9	45.831	125.0	37.708		2:10.089		6	55.310	164.6	54.466	118.0	1:02.448		2:52.224	Pit
3	49.126	194.7	50.570	108.2	48.693		2:28.389	Pit									
4	2:19.068	201.1	51.051	107.8	40.033		3:50.152										
<b>4 GENE</b> ESP SEAT Leon TDI																	
1			17:05.957	91.0			17:53.499		4	4:57.663	137.1	52.668	99.4	46.474		6:36.805	
2	46.705	213.4	45.751	126.9	37.992		2:10.448		5	46.481	213.9	46.116	118.2	1:05.542		2:38.139	Pit
3	48.027	178.7	51.067	103.5	48.922		2:28.016	Pit									
<b>5 MONTEIRO</b> POR SEAT Leon TDI																	
1			16:51.378	104.5			17:32.239		5	46.286	213.9	45.752	123.1	37.641		2:09.679	
2	46.627	212.1	46.138	123.3	38.735		2:11.500		6	46.837	202.7	53.978	86.8	56.508		2:37.323	Pit
3	50.899	179.3	48.640	116.7	45.150		2:24.689	Pit									
4	2:43.967	187.4	52.223	94.5	39.701		4:15.891										
<b>6 PRIAULX</b> GBR BMW 320si																	
1			17:10.015	87.2			18:01.815		5	46.649	205.9	45.157	126.0	38.107		2:09.913	
2	46.696	206.3	45.484	125.7	37.383		2:09.563		6	47.169	206.3	49.855	96.0	50.283		2:27.307	Pit
3	47.884	206.3	48.899	109.7	48.162		2:24.945	Pit									
4	3:43.836	152.1	49.654	118.6	39.897		5:13.387										
<b>8 FARFUS</b> BRA BMW 320si																	
1	17:18.239	175.7	48.706	122.8	38.142		18:45.087		5	46.852	205.9	45.580	128.0	37.354		2:09.786	
2	47.049	205.5	45.775	131.3	37.527		2:10.351		6	47.023	206.3	1:00.342	94.1	1:09.603		2:56.968	Pit
3	47.102	194.7	47.643	114.3	44.391		2:19.136	Pit									
4	1:57.945	154.8	51.542	124.7	38.508		3:27.995										
<b>11 HUFF</b> GBR Chevrolet Cruze																	
1			17:08.521	89.1			17:59.557		5	46.303	210.9	45.448	125.9	37.704		2:09.455	
2	46.348	210.9	45.522	126.2	37.525		2:09.395		6	57.591	126.0	59.537	90.2	55.987		2:53.115	Pit
3	46.837	166.5	51.317	104.0	48.095		2:26.249	Pit									
4	5:13.920	184.4	49.787	108.6	42.305		6:46.012										



Weather/Track: Sun 23° /Dry 52°

Circuit Length - 4.770 kilometres  
Circuito da Boavista  
Porto

# 2009 FIA World Touring Car Championship Qualifying 2 - Sector Analysis Report

Lap S1 Time S1 Spd S2 Time S2 Spd S3 Time S3 Spd Lap Time Pit Lap S1 Time S1 Spd S2 Time S2 Spd S3 Time S3 Spd Lap Time Pit

## 12 MENU

SUI

Chevrolet Cruze

1	17:48.617	173.7	52.039	103.6	41.671	19:22.327	4	4:53.926	135.2	57.923	87.8	1:00.285	6:52.134 Pit
2	46.248	209.2	45.424	126.2	37.998	2:09.670							
3	50.035	193.6	49.346	105.5	44.246	2:23.627 Pit							

## 14 LARINI


ITA

Chevrolet Cruze

1			17:13.439	102.9		18:04.108	5	46.646	211.3	45.681	126.5	37.647	2:09.974
2	46.472	212.6	45.467	125.9	37.920	2:09.859	6	59.125	124.2	1:03.204	75.8	1:01.986	3:04.315 Pit
3	49.380	173.4	49.859	106.7	50.142	2:29.381 Pit							
4	3:44.664	180.6	50.497	113.6	40.774	5:15.935							



Weather/Track: Sun 23° /Dry 52°



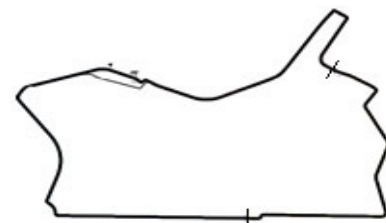
Circuit Length - 4.770 kilometres  
Circuito da Boavista  
Porto

## 2009 FIA World Touring Car Championship Qualifying 2 - Best Sector Speeds Report

SECTOR 1				SECTOR 2				SECTOR 3	
POS	NO	NAME	SPEED	LAP	NO	NAME	SPEED	LAP	NO SPEED TRAP AVAILABLE
1	3	RYDELL	213.9	2	8	FARFUS	131.3	2	
2	4	GENE	213.9	5	2	TARQUINI	131.0	5	
3	5	MONTEIRO	213.9	5	3	RYDELL	128.3	5	
4	1	MULLER	213.0	5	4	GENE	126.9	2	
5	2	TARQUINI	213.0	5	1	MULLER	126.6	5	
6	14	LARINI	212.6	2	14	LARINI	126.5	5	
7	11	HUFF	210.9	2	11	HUFF	126.2	2	
8	12	MENU	209.2	2	12	MENU	126.2	2	
9	6	PRIAULX	206.3	2	6	PRIAULX	126.0	5	
10	8	FARFUS	206.3	6	5	MONTEIRO	123.3	2	



Weather/Track: Sun 23° /Dry 52°



Circuit Length - 4.770 kilometres  
Circuito da Boavista  
Porto

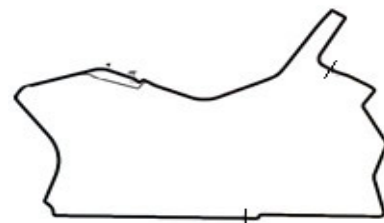
## 2009 FIA World Touring Car Championship Qualifying 2 - Best Sector Times Report

POS	NO	SECTOR 1			SECTOR 2			SECTOR 3			NAME	IDEAL/BEST LAP COMPARISON			
		TIME	LAP	NO	TIME	LAP	NO	TIME	LAP	NO		IDEAL	BEST	LAP	DIFF
1	2	46.126	5	6	45.157	5	8	37.354	5	2	TARQUINI	2:09.005	2:09.308	2	+ 0.303
2	1	46.193	5	2	45.290	5	6	37.383	2	6	PRIAULX	2:09.189	2:09.563	2	+ 0.374
3	12	46.248	2	3	45.375	5	11	37.525	2	11	HUFF	2:09.276	2:09.395	2	+ 0.119
4	5	46.286	5	12	45.424	2	2	37.589	2	1	MULLER	2:09.360	2:09.493	2	+ 0.133
5	11	46.303	5	1	45.445	2	5	37.641	5	3	RYDELL	2:09.578	2:10.089	2	+ 0.511
6	14	46.472	2	11	45.448	5	14	37.647	5	14	LARINI	2:09.586	2:09.859	2	+ 0.273
7	4	46.481	5	14	45.467	2	3	37.708	2	12	MENU	2:09.670	2:09.670	2	+ 0.000
8	3	46.495	5	8	45.580	5	1	37.722	2	5	MONTEIRO	2:09.679	2:09.679	5	+ 0.000
9	6	46.649	5	4	45.751	2	4	37.992	2	8	FARFUS	2:09.786	2:09.786	5	+ 0.000
10	8	46.852	5	5	45.752	5	12	37.998	2	4	GENE	2:10.224	2:10.448	2	+ 0.224

'Perfect Lap' - 2:08.637



Weather/Track: Sun 23° / Dry 52°



Circuit Length - 4.770 kilometres  
Circuito da Boavista  
Porto



**2009 FIA World Touring Car Championship  
COMBINED QUALIFYING RESULT**

POS	NO	CLS	DRIVER	NAT	CAR	Q1	Q2
1	2		Gabriele TARQUINI	ITA	SEAT Leon TDI	2:09.471	2:09.308
2	11		Robert HUFF	GBR	Chevrolet Cruze	2:09.601	2:09.395
3	1		Yvan MULLER	FRA	SEAT Leon TDI	2:09.361	2:09.493
4	6		Andy PRIAULX	GBR	BMW 320si	2:09.676	2:09.563
5	12		Alain MENU	SUI	Chevrolet Cruze	2:09.856	2:09.670
6	5		Tiago MONTEIRO	POR	SEAT Leon TDI	2:09.892	2:09.679
7	8		Augusto FARFUS	BRA	BMW 320si	2:09.928	2:09.786
8	14		Nicola LARINI	ITA	Chevrolet Cruze	2:09.797	2:09.859
9	3		Rickard RYDELL	SWE	SEAT Leon TDI	2:09.967	2:10.089
10	4		Jordi GENE	ESP	SEAT Leon TDI	2:09.910	2:10.448
11	9		Alessandro ZANARDI	ITA	BMW 320si	2:10.430	
12	7		Jorg MULLER	GER	BMW 320si	2:10.576	
13	21		Tom CORONEL	NED	SEAT Leon	2:11.330	
14	27		Stefano D'ASTE	ITA	BMW 320si	2:11.505	
15	23		Felix PORTEIRO	ESP	BMW 320si	2:11.887	
16	30		Mehdi BENNANI	MAR	SEAT Leon	2:11.964	
17	10		Sergio HERNANDEZ	ESP	BMW 320si	2:12.007	
18	18		Jaap van LAGEN	NED	LADA 110	2:12.058	
19	25		Franz ENGSTLER	GER	BMW 320si	2:12.146	
20	26		Kristian POULSEN	DEN	BMW 320si	2:13.271	
21	22		Tom BOARDMAN	GBR	SEAT Leon	2:13.696	
22	19		Kirill LADYGIN	RUS	LADA 110	2:13.831	
23	35		Diego PUYO	ESP	SEAT Leon	2:13.976	

QUALIFICATION MAXIMA 2:18.416

Circuito da Boavista  
Circuit Length = 4.7700 km.  
Start: End:

Steward:	Steward:	Steward:	Issued at:
----------	----------	----------	------------

**2009 FIA World Touring Car Championship**  
**WARM UP**

POS	NO	CLS	DRIVER	NAT	CAR	TIME	LAPS	GAP	KPH
1	11		Robert HUFF	GBR	Chevrolet Cruze	2:25.238	7		118.23
2	14		Nicola LARINI	ITA	Chevrolet Cruze	2:25.600	7	0.362	117.94
3	5		Tiago MONTEIRO	POR	SEAT Leon TDI	2:25.617	7	0.379	117.92
4	7		Jorg MULLER	GER	BMW 320si	2:25.898	6	0.660	117.69
5	8		Augusto FARFUS	BRA	BMW 320si	2:26.373	6	1.135	117.31
6	1		Yvan MULLER	FRA	SEAT Leon TDI	2:26.376	7	1.138	117.31
7	9		Alessandro ZANARDI	ITA	BMW 320si	2:26.438	7	1.200	117.26
8	6		Andy PRIAULX	GBR	BMW 320si	2:26.581	6	1.343	117.15
9	12		Alain MENU	SUI	Chevrolet Cruze	2:26.980	5	1.742	116.83
10	27	I	Stefano D'ASTE	ITA	BMW 320si	2:27.265	6	2.027	116.60
11	21	I	Tom CORONEL	NED	SEAT Leon	2:27.306	7	2.068	116.57
12	3		Rickard RYDELL	SWE	SEAT Leon TDI	2:27.373	5	2.135	116.52
13	23	I	Felix PORTEIRO	ESP	BMW 320si	2:27.542	7	2.304	116.38
14	4		Jordi GENE	ESP	SEAT Leon TDI	2:27.563	6	2.325	116.37
15	10		Sergio HERNANDEZ	ESP	BMW 320si	2:27.674	7	2.436	116.28
16	36		James THOMPSON	GBR	LADA Priora	2:28.862	6	3.624	115.35
17	30	I	Mehdi BENNANI	MAR	SEAT Leon	2:28.895	7	3.657	115.33
18	18		Jaap van LAGEN	NED	LADA 110	2:29.054	6	3.816	115.20
19	25	I	Franz ENGSTLER	GER	BMW 320si	2:29.191	6	3.953	115.10
20	19		Kirill LADYGIN	RUS	LADA 110	2:29.244	6	4.006	115.06
21	26	I	Kristian POULSEN	DEN	BMW 320si	2:29.758	6	4.520	114.66
22	22	I	Tom BOARDMAN	GBR	SEAT Leon	2:33.386	7	8.148	111.95
23	35	I	Diego PUYO	ESP	SEAT Leon	2:33.769	7	8.531	111.67
24	2		Gabriele TARQUINI	ITA	SEAT Leon TDI	2:38.186	3	12.948	108.55

For Media Information Purposes - No Regulatory Value.

Weather/Track: Rain 18°/Wet 21°

Circuito da Boavista

Circuit Length = 4.7700 km.

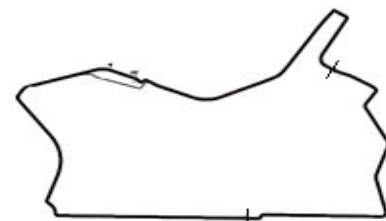
Start: 09:00 End: 09:15

Race Director:	Steward:	Timekeeper:	Issued at:
----------------	----------	-------------	------------

# 2009 FIA World Touring Car Championship

## Warm-Up - Sector Analysis Report

Lap	S1 Time	S1 Spd	S2 Time	S2 Spd	S3 Time	S3 Spd	Lap Time	Pit	Lap	S1 Time	S1 Spd	S2 Time	S2 Spd	S3 Time	S3 Spd	Lap Time	Pit	
<b>1 MULLER FRA SEAT Leon TDI</b>																		
1	11:19.431	172.2	56.394	95.2	48.803		13:04.628		5	51.006	200.3	51.261	105.8	44.101			2:26.368	
2	53.354	174.5	53.490	103.6	45.967		2:32.811		6	51.703	189.8	50.712	106.2	43.961			2:26.376	
3	52.141	157.9	53.728	101.8	52.121		2:37.990	Pit	7	51.328	164.4	54.881	96.8	54.391			2:40.600	Pit
4	2:33.127	180.6	52.145	100.6	44.775		4:10.047											
<b>2 TARQUINI ITA SEAT Leon TDI</b>																		
1	11:46.441	140.7	57.306	97.8	49.245		13:32.992		3	52.824	155.8	53.633	99.3	58.761			2:45.218	Pit
2	54.377	144.5	55.904	93.5	47.905		2:38.186											
<b>3 RYDELL SWE SEAT Leon TDI</b>																		
1	11:56.172	181.2	56.604	92.9	48.917		13:41.693		4	51.158	185.1	52.133	106.1	44.082			2:27.373	
2	53.791	156.2	54.534	101.1	48.649		2:36.974		5	51.013	189.1	56.511	103.1	58.267			2:45.791	Pit
3	51.545	176.9	53.079	104.0	44.892		2:29.516											
<b>4 GENE ESP SEAT Leon TDI</b>																		
1	12:04.042	170.3	55.372	96.1	46.701		13:46.115		5	50.790	190.1	51.739	107.6	42.510			2:25.039	
2	52.099	167.3	53.218	101.9	48.320		2:33.637		6	58.085	178.7	56.126	104.4	52.886			2:47.097	Pit
3	52.362	172.2	53.258	106.2	44.794		2:30.414											
4	51.099	187.0	52.099	105.5	44.365		2:27.563											
<b>5 MONTEIRO POR SEAT Leon TDI</b>																		
1	11:31.315	159.6	56.996	96.6	47.654		13:15.965		5	51.659	168.6	52.248	106.6	43.607			2:27.514	
2	52.358	167.0	53.477	99.7	45.358		2:31.193		6	50.788	175.1	51.558	103.0	43.271			2:25.617	
3	51.287	167.3	52.328	102.3	51.087		2:34.702		7	1:01.785	123.8	1:04.294	81.7	1:01.022			3:07.101	Pit
4	50.861	175.7	52.570	103.7	44.447		2:27.878											
<b>6 PRIAULX GBR BMW 320si</b>																		
1	12:14.474	160.3	55.930	97.8	50.478		14:00.882	Pit	5	51.051	181.8	51.857	114.1	43.673			2:26.581	
2	2:01.689	153.5	53.432	108.1	44.753		3:39.874		6	53.668	163.3	52.250	108.9	50.564			2:36.482	Pit
3	52.206	183.1	51.824	112.1	44.159		2:28.189											
4	51.227	178.1	51.823	108.7	44.179		2:27.229											
<b>7 MULLER GER BMW 320si</b>																		
1	14:34.953	163.3	54.171	102.3	46.471		16:15.595		5	51.220	191.5	51.512	112.9	43.166			2:25.898	
2	52.358	188.7	53.023	107.0	45.169		2:30.550		6	51.773	191.9	52.904	108.9	57.622			2:42.299	Pit
3	52.026	179.6	51.864	112.1	46.333		2:30.223											
4	55.579	183.4	52.604	108.4	47.645		2:35.828											
<b>8 FARFUS BRA BMW 320si</b>																		
1	14:01.025	144.7	55.090	101.7	46.086		15:42.201		5	51.455	160.1	51.410	107.8	43.702			2:26.567	
2	52.433	164.4	53.203	105.2	44.887		2:30.523		6	51.213	190.8	51.125	112.0	50.083			2:32.421	Pit
3	51.947	181.8	52.076	108.3	44.013		2:28.036											
4	51.000	183.8	51.523	109.3	43.850		2:26.373											



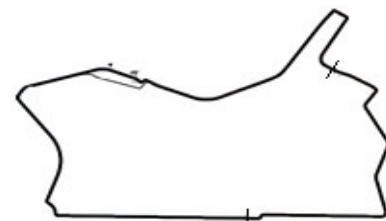
Weather/Track: Rain 18° /Wet 21°

Circuit Length - 4.770 kilometres  
Circuito da Boavista  
Porto

# 2009 FIA World Touring Car Championship

## Warm-Up - Sector Analysis Report

Lap	S1 Time	S1 Spd	S2 Time	S2 Spd	S3 Time	S3 Spd	Lap Time	Pit	Lap	S1 Time	S1 Spd	S2 Time	S2 Spd	S3 Time	S3 Spd	Lap Time	Pit	
<b>9 ZANARDI</b> ITA BMW 320si																		
1	12:39.431	161.6	57.650	92.6	49.416		14:26.497		5	51.299	193.3	51.569	107.3	43.570			2:26.438	
2	54.644	176.9	54.343	101.4	54.755		2:43.742		6	51.086	198.1	51.103	111.8	42.952			2:25.144	
3	54.376	176.3	53.377	101.6	46.552		2:34.305		7	59.863	158.1	57.251	91.6	54.060			2:51.174	Pit
4	51.788	191.9	51.842	107.0	44.594		2:28.224											
<b>10 HERNANDEZ</b> ESP BMW 320si																		
1	12:24.712	137.1	59.283	94.6	47.567		14:11.562		5	51.856	172.5	52.403	109.5	45.266			2:29.525	
2	53.311	165.9	54.145	103.0	45.355		2:32.811		6	51.433	167.5	52.219	108.8	44.022			2:27.674	
3	52.800	176.0	53.298	103.9	44.998		2:31.096		7	53.730	168.1	55.558	97.3	1:10.514			2:59.802	Pit
4	52.126	185.4	52.843	109.8	44.288		2:29.257											
<b>11 HUFF</b> GBR Chevrolet Cruze																		
1	12:55.470	151.9	56.777	99.5	46.731		14:38.978		5	51.345	179.3	51.436	110.7	43.622			2:26.403	
2	52.852	168.1	53.537	105.0	45.401		2:31.790		6	51.107	191.5	51.084	109.6	43.047			2:25.238	
3	52.117	178.4	52.334	108.6	44.231		2:28.682		7	51.028	176.0	52.906	110.3	1:04.744			2:48.678	Pit
4	51.516	173.7	52.164	109.5	44.226		2:27.906											
<b>12 MENU</b> SUI Chevrolet Cruze																		
1	15:25.808	165.4	53.948	94.8	47.214		17:06.970		4	51.258	189.8	51.640	110.2	44.082			2:26.980	
2	53.245	168.1	52.771	106.3	44.478		2:30.494		5	53.371	152.8	52.436	105.3	48.781			2:34.588	Pit
3	51.788	187.4	51.786	106.0	43.939		2:27.513											
<b>14 LARINI</b> ITA Chevrolet Cruze																		
1	12:46.994	155.8	56.180	102.0	47.148		14:30.322		5	51.465	188.4	51.542	107.4	43.698			2:26.705	
2	53.115	168.3	52.851	104.9	45.419		2:31.385		6	51.027	193.3	51.536	105.7	43.037			2:25.600	
3	53.348	170.5	52.492	105.9	45.110		2:30.950		7	55.581	133.1	56.656	104.4	1:04.954			2:57.191	Pit
4	51.437	187.4	51.763	103.7	44.126		2:27.326											
<b>18 LAGEN</b> NED LADA 110																		
1	13:28.156	142.6	1:00.074	83.5	50.754		15:18.984		5	51.436	172.8	52.721	102.6	44.897			2:29.054	
2	55.311	149.3	55.972	90.6	47.556		2:38.839		6	52.876	155.3	53.485	100.4	59.957			2:46.318	Pit
3	53.423	165.4	56.790	79.2	49.320		2:39.533											
4	52.162	169.7	54.157	87.7	45.661		2:31.980											
<b>19 LADYGIN</b> RUS LADA 110																		
1	14:20.918	113.4	57.583	82.6	51.220		16:09.721		5	51.548	179.6	52.742	102.7	44.954			2:29.244	
2	55.825	151.3	54.071	103.7	50.969		2:40.865		6	53.025	165.1	54.940	103.5	1:18.406			3:06.371	Pit
3	55.481	180.0	53.026	100.5	47.888		2:36.395											
4	53.865	185.7	53.226	98.7	45.054		2:32.145											



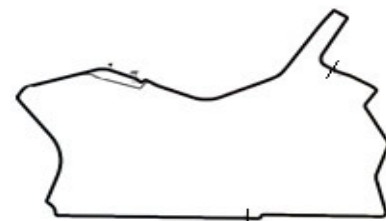
Weather/Track: Rain 18° /Wet 21°

Circuit Length - 4.770 kilometres  
Circuito da Boavista  
Porto

# 2009 FIA World Touring Car Championship

## Warm-Up - Sector Analysis Report

Lap	S1 Time	S1 Spd	S2 Time	S2 Spd	S3 Time	S3 Spd	Lap Time	Pit	Lap	S1 Time	S1 Spd	S2 Time	S2 Spd	S3 Time	S3 Spd	Lap Time	Pit	
<b>21 CORONEL</b> NED SEAT Leon <b>I</b>																		
1	11:01.818	170.8	55.273	102.1	47.534		12:44.625		5	51.623	191.2	52.169	109.5	44.117			2:27.909	
2	53.470	164.6	53.729	105.4	44.200		2:31.399		6	51.403	184.7	52.011	108.8	43.892			2:27.306	
3	53.076	166.7	53.635	105.5	44.977		2:31.688		7	52.539	175.4	53.234	101.8	52.947			2:38.720	Pit
4	52.026	181.2	52.120	108.6	42.846		2:26.992											
<b>22 BOARDMAN</b> GBR SEAT Leon <b>I</b>																		
1	11:08.983	126.5	59.410	97.2	48.787		12:57.180		5	54.317	154.2	55.179	103.0	46.035			2:35.531	
2	54.916	154.2	56.476	99.6	46.389		2:37.781		6	52.685	160.1	55.399	105.3	45.302			2:33.386	
3	53.954	153.5	56.189	104.7	47.063		2:37.206		7	1:04.081	129.8	1:03.256	103.8	59.281			3:06.618	Pit
4	54.502	153.3	54.885	103.9	45.676		2:35.063											
<b>23 PORTEIRO</b> ESP BMW 320si <b>I</b>																		
1	13:05.343	146.0	55.956	101.5	48.019		14:49.318		5	51.663	191.2	52.644	106.2	45.491			2:29.798	
2	53.334	170.5	53.641	107.8	46.243		2:33.218		6	51.344	191.5	51.800	112.3	44.398			2:27.542	
3	52.063	185.4	52.203	112.1	49.138		2:33.404		7	55.083	186.0	56.386	104.6	1:00.904			2:52.373	Pit
4	51.844	178.7	52.240	106.6	49.642		2:33.726											
<b>25 ENGSTLER</b> GER BMW 320si <b>I</b>																		
1	13:40.808	151.3	57.639	93.0	49.950		15:28.397		5	54.524	138.6	52.792	106.0	44.690			2:32.006	
2	54.029	151.9	54.294	103.6	46.188		2:34.511		6	53.791	177.2	53.643	99.6	55.625			2:43.059	Pit
3	53.599	165.7	52.550	105.3	46.280		2:32.429											
4	52.071	165.9	52.385	100.3	44.735		2:29.191											
<b>26 POULSEN</b> DEN BMW 320si <b>I</b>																		
1	13:35.480	145.0	58.876	96.4	49.299		15:23.655		5	53.255	176.0	52.434	101.9	44.069			2:29.758	
2	55.240	171.1	53.905	99.0	46.754		2:35.899		6	54.872	169.4	52.471	107.1	54.149			2:41.492	Pit
3	53.889	162.6	54.061	104.2	45.736		2:33.686											
4	53.036	171.1	52.719	104.3	43.323		2:29.078											
<b>27 D'ASTE</b> ITA BMW 320si <b>I</b>																		
1	13:59.661	143.6	55.452	102.0	49.151		15:44.264		5	51.486	191.9	51.600	107.2	44.179			2:27.265	
2	52.572	170.3	52.931	105.6	45.223		2:30.726		6	52.582	150.0	57.241	106.4	1:00.448			2:50.271	Pit
3	51.840	175.7	52.952	106.8	44.435		2:29.227											
4	51.479	195.1	51.892	111.6	44.182		2:27.553											
<b>30 BENNANI</b> MAR SEAT Leon <b>I</b>																		
1	13:10.274	148.9	55.651	102.7	46.816		14:52.741		5	51.642	194.7	52.049	108.2	43.514			2:27.205	
2	53.000	172.2	52.989	107.1	45.355		2:31.344		6	51.589	200.0	51.739	108.8	45.567			2:28.895	
3	51.760	188.4	52.210	110.3	45.510		2:29.480		7	51.442	169.4	54.723	103.2	59.723			2:45.888	Pit
4	52.170	178.1	52.811	105.0	44.706		2:29.687											

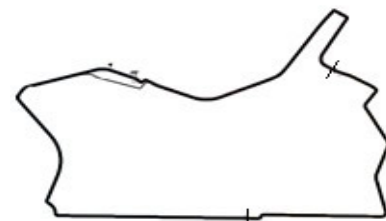


Weather/Track: Rain 18° /Wet 21°

Circuit Length - 4.770 kilometres  
Circuito da Boavista  
Porto

# 2009 FIA World Touring Car Championship Warm-Up - Sector Analysis Report

Lap	S1 Time	S1 Spd	S2 Time	S2 Spd	S3 Time	S3 Spd	Lap Time	Pit	Lap	S1 Time	S1 Spd	S2 Time	S2 Spd	S3 Time	S3 Spd	Lap Time	Pit	
<b>35 PUYO</b>									<b>ESP SEAT Leon</b>									<b>I</b>
1	11:07.990	136.8	1:01.988	92.6	49.946		12:59.924		5	54.564	151.9	54.447	99.0	45.652		2:34.663		
2	54.902	159.3	55.457	98.9	49.057		2:39.416		6	53.922	160.1	54.414	99.7	45.433		2:33.769		
3	53.275	158.1	54.277	103.5	47.647		2:35.199		7	56.748	156.9	1:01.861	79.6	1:00.908		2:59.517	Pit	
4	53.953	161.3	54.361	97.6	46.143		2:34.457											
<b>36 THOMPSON</b>									<b>GBR LADA Priora</b>									
1	14:18.384	121.9	1:07.145	94.3	47.607		16:13.136		5	52.079	180.9	52.242	105.0	44.541		2:28.862		
2	53.351	159.6	1:01.361	94.5	46.166		2:40.878		6	55.460	167.8	55.033	98.3	1:15.963		3:06.456	Pit	
3	53.616	178.7	52.856	99.6	44.507		2:30.979											
4	52.485	176.0	52.775	102.1	44.361		2:29.621											




Weather/Track: Rain 18° /Wet 21°

Circuit Length - 4.770 kilometres  
Circuito da Boavista  
Porto

## 2009 FIA World Touring Car Championship Warm-Up - Best Sector Speeds Report

SECTOR 1				SECTOR 2				SECTOR 3							
POS	NO	NAME	SPEED	LAP	NO	NAME	SPEED	LAP	NO	SPEED	LAP	NO	SPEED	TRAP	AVAILABLE
1	30	BENNANI	200.0	6	6	PRIAULX	114.1	5							
2	27	D'ASTE	195.1	4	7	MULLER	112.9	5							
3	9	ZANARDI	193.3	5	23	PORTEIRO	112.3	6							
4	14	LARINI	193.3	6	8	FARFUS	112.0	6							
5	7	MULLER	191.9	6	27	D'ASTE	111.6	4							
6	11	HUFF	191.5	6	11	HUFF	110.7	5							
7	23	PORTEIRO	191.5	6	30	BENNANI	110.3	3							
8	21	CORONEL	191.2	5	12	MENU	110.2	4							
9	8	FARFUS	190.8	6	10	HERNANDEZ	109.8	4							
10	1	MULLER	189.8	6	21	CORONEL	109.5	5							
11	12	MENU	189.8	4	14	LARINI	107.4	5							
12	3	RYDELL	189.1	5	9	ZANARDI	107.3	5							
13	4	GENE	187.0	4	26	POULSEN	107.1	6							
14	19	LADYGIN	185.7	4	5	MONTEIRO	106.6	5							
15	10	HERNANDEZ	185.4	4	1	MULLER	106.2	6							
16	6	PRIAULX	183.1	3	4	GENE	106.2	3							
17	36	THOMPSON	180.9	5	3	RYDELL	106.1	4							
18	25	ENGSTLER	177.2	6	25	ENGSTLER	106.0	5							
19	26	POULSEN	176.0	5	22	BOARDMAN	105.3	6							
20	5	MONTEIRO	175.7	4	36	THOMPSON	105.0	5							
21	18	LAGEN	172.8	5	19	LADYGIN	103.7	2							
22	35	PUYO	161.3	4	35	PUYO	103.5	3							
23	22	BOARDMAN	160.1	6	18	LAGEN	102.6	5							
24	2	TARQUINI	155.8	3	2	TARQUINI	99.3	3							




Weather/Track: Rain 18° /Wet 21°

Circuit Length - 4.770 kilometres  
Circuito da Boavista  
Porto

## 2009 FIA World Touring Car Championship Warm-Up - Best Sector Times Report

POS	SECTOR 1			SECTOR 2			SECTOR 3			NAME	IDEAL/BEST LAP COMPARISON			DIFF	
	NO	TIME	LAP	NO	TIME	LAP	NO	TIME	LAP		IDEAL	BEST	LAP		
1	5	50.788	6	1	50.712	6	14	43.037	6	11	HUFF	2:25.159	2:25.238	6	+ 0.079
2	8	51.000	4	11	51.084	6	11	43.047	6	14	LARINI	2:25.600	2:25.600	6	+ 0.000
3	3	51.013	5	8	51.125	6	7	43.166	5	5	MONTEIRO	2:25.617	2:25.617	6	+ 0.000
4	14	51.027	6	7	51.512	5	5	43.271	6	8	FARFUS	2:25.827	2:26.373	4	+ 0.546
5	11	51.028	7	14	51.536	6	9	43.570	5	7	MULLER	2:25.898	2:25.898	5	+ 0.000
6	6	51.051	5	5	51.558	6	6	43.673	5	1	MULLER	2:26.001	2:26.376	6	+ 0.375
7	4	51.099	4	9	51.569	5	8	43.702	5	9	ZANARDI	2:26.438	2:26.438	5	+ 0.000
8	7	51.220	5	27	51.600	5	21	43.892	6	6	PRIAULX	2:26.547	2:26.581	5	+ 0.034
9	12	51.258	4	12	51.640	4	12	43.939	3	12	MENU	2:26.837	2:26.980	4	+ 0.143
10	9	51.299	5	30	51.739	6	1	43.961	6	3	RYDELL	2:27.228	2:27.373	4	+ 0.145
11	1	51.328	7	23	51.800	6	10	44.022	6	27	D'ASTE	2:27.258	2:27.265	5	+ 0.007
12	23	51.344	6	6	51.823	4	26	44.069	5	21	CORONEL	2:27.306	2:27.306	6	+ 0.000
13	21	51.403	6	21	52.011	6	3	44.082	4	23	PORTEIRO	2:27.542	2:27.542	6	+ 0.000
14	10	51.433	6	4	52.099	4	27	44.179	5	4	GENE	2:27.563	2:27.563	4	+ 0.000
15	18	51.436	5	3	52.133	4	36	44.361	4	10	HERNANDEZ	2:27.674	2:27.674	6	+ 0.000
16	30	51.442	7	10	52.219	6	4	44.365	4	30	BENNANI	2:27.887	2:28.895	6	+ 1.008
17	27	51.479	4	36	52.242	5	23	44.398	6	36	THOMPSON	2:28.682	2:28.862	5	+ 0.180
18	19	51.548	5	25	52.385	4	25	44.690	5	18	LAGEN	2:29.054	2:29.054	5	+ 0.000
19	25	52.071	4	26	52.434	5	30	44.706	4	25	ENGSTLER	2:29.146	2:29.191	4	+ 0.045
20	36	52.079	5	18	52.721	5	18	44.897	5	19	LADYGIN	2:29.244	2:29.244	5	+ 0.000
21	22	52.685	6	19	52.742	5	19	44.954	5	26	POULSEN	2:29.758	2:29.758	5	+ 0.000
22	2	52.824	3	2	53.633	3	22	45.302	6	22	BOARDMAN	2:32.872	2:33.386	6	+ 0.514
23	26	53.255	5	35	54.277	3	35	45.433	6	35	PUYO	2:32.985	2:33.769	6	+ 0.784
24	35	53.275	3	22	54.885	4	2	47.905	2	2	TARQUINI	2:34.362	2:38.186	2	+ 3.824

'Perfect Lap' - 2:24.537



Weather/Track: Rain 18° /Wet 21°

Circuit Length - 4.770 kilometres  
Circuito da Boavista  
Porto




# 2009 FIA World Touring Car Championship

## GRID FOR RACE 1

ROW 12	36 THOMPSON	35 PUYO
ROW 11	19 LADYGIN	22 BOARDMAN
ROW 10	26 POULSEN	25 ENGSTLER
ROW 9	18 LAGEN	10 HERNANDEZ
ROW 8	30 BENNANI	23 PORTEIRO
ROW 7	27 D'ASTE	21 CORONEL
ROW 6	7 MULLER	9 ZANARDI
ROW 5	4 GENE	3 RYDELL
ROW 4	14 LARINI	8 FARFUS
ROW 3	5 MONTEIRO	12 MENU
ROW 2	6 PRIAULX	1 MULLER
ROW 1	11 HUFF	2 TARQUINI

**POLE**



**Car 36 allowed to start, Stewards decision refers.**

Circuito da Boavista  
Circuit Length = 4.7700 km.

Race Director:	Steward:	Timekeeper:
----------------	----------	-------------

**2009 FIA World Touring Car Championship**  
**RACE 1 - PROVISIONAL CLASSIFICATION**

POS	NO	CLS	DRIVER / TEAM	NAT	CAR	TIME	LAPS	GAP	KPH	BEST
1	2		<b>Gabriele TARQUINI</b>	<b>ITA</b>	SEAT Leon TDI	1:04:11.274	12		53.41	2:11.154
2	11		<b>Robert HUFF</b>	<b>GBR</b>	Chevrolet Cruze	1:04:14.208	12	2.934	53.37	2:11.626
3	1		<b>Yvan MULLER</b>	<b>FRA</b>	SEAT Leon TDI	1:04:19.122	12	7.848	53.30	2:11.846
4	5		<b>Tiago MONTEIRO</b>	<b>POR</b>	SEAT Leon TDI	1:04:19.746	12	8.472	53.29	2:11.812
5	14		<b>Nicola LARINI</b>	<b>ITA</b>	Chevrolet Cruze	1:04:27.064	12	15.790	53.19	2:12.309
6	4		<b>Jordi GENE</b>	<b>ESP</b>	SEAT Leon TDI	1:04:27.466	12	16.192	53.19	2:12.436
7	3		<b>Rickard RYDELL</b>	<b>SWE</b>	SEAT Leon TDI	1:04:27.914	12	16.640	53.18	2:12.511
8	8		<b>Augusto FARFUS</b>	<b>BRA</b>	BMW 320si	1:04:28.249	12	16.975	53.18	2:11.186
9	6		<b>Andy PRIAULX</b>	<b>GBR</b>	BMW 320si	1:04:29.065	12	17.791	53.17	2:11.641
10	27	I	<b>Stefano D'ASTE</b>	<b>ITA</b>	BMW 320si	1:04:29.490	12	18.216	53.16	2:12.280
11	7		<b>Jorg MULLER</b>	<b>GER</b>	BMW 320si	1:04:30.423	12	19.149	53.15	2:12.387
12	9		<b>Alessandro ZANARDI</b>	<b>ITA</b>	BMW 320si	1:04:30.716	12	19.442	53.14	2:12.106
13	21	I	<b>Tom CORONEL</b>	<b>NED</b>	SEAT Leon	1:04:44.284	12	33.010	52.96	2:13.034
14	23	I	<b>Felix PORTEIRO</b>	<b>ESP</b>	BMW 320si	1:04:54.269	12	42.995	52.82	2:13.715
15	22	I	<b>Tom BOARDMAN</b>	<b>GBR</b>	SEAT Leon	1:05:05.976	12	54.702	52.66	2:14.706
16	35	I	<b>Diego PUYO</b>	<b>ESP</b>	SEAT Leon	1:05:06.205	12	54.931	52.66	2:14.758
17	26	I	<b>Kristian POULSEN</b>	<b>DEN</b>	BMW 320si	1:05:06.551	12	55.277	52.66	2:13.905
18	36		<b>James THOMPSON</b>	<b>GBR</b>	LADA Priora	1:05:07.016	12	55.742	52.65	2:15.532
19	19		<b>Kirill LADYGIN</b>	<b>RUS</b>	LADA 110	1:05:23.229	12	1:11.955	52.43	2:15.388
20	25	I	<b>Franz ENGSTLER</b>	<b>GER</b>	BMW 320si	1:04:58.737	11	1 LAP	48.36	2:13.675

NOT CLASSIFIED

12		<b>Alain MENU</b>	<b>SUI</b>	Chevrolet Cruze	1:04:24.305	4	N.C.F.	17.68
30	I	<b>Mehdi BENNANI</b>	<b>MAR</b>	SEAT Leon	1:05:15.530	2	N.C.F.	8.68
18		<b>Jaap van LAGEN</b>	<b>NED</b>	LADA 110		0	D.N.F.	N/A
10		<b>Sergio HERNANDEZ</b>	<b>ESP</b>	BMW 320si		0	D.N.F.	N/A

FASTEST LAP

2		<b>Gabriele TARQUINI</b>		SEAT Leon TDI	2:11.154	5	81.35mph	130.93
27	I	<b>Stefano D'ASTE</b>		BMW 320si	2:12.280	7	80.66mph	129.81

Circuito da Boavista

Subject to Technical Scrutineering. For Media Information Purposes - No Regulatory Value.

Circuit Length = 4.7700 km.

Weather/Track: Bright 22°/Drying 37 °

Start: 11:34 End: 12:38

Race Director:	Steward:	Timekeeper:	Issued at:
----------------	----------	-------------	------------

**2009 FIA World Touring Car Championship**  
**RACE 1 RESULT**

POS	NO	CLS	DRIVER / TEAM	NAT	CAR	TIME	LAPS	GAP	KPH	BEST
1	2		<b>Gabriele TARQUINI</b>	<b>ITA</b>	SEAT Leon TDI	1:04:11.274	12		53.41	2:11.154
2	11		<b>Robert HUFF</b>	<b>GBR</b>	Chevrolet Cruze	1:04:14.208	12	2.934	53.37	2:11.626
3	1		<b>Yvan MULLER</b>	<b>FRA</b>	SEAT Leon TDI	1:04:19.122	12	7.848	53.30	2:11.846
4	5		<b>Tiago MONTEIRO</b>	<b>POR</b>	SEAT Leon TDI	1:04:19.746	12	8.472	53.29	2:11.812
5	14		<b>Nicola LARINI</b>	<b>ITA</b>	Chevrolet Cruze	1:04:27.064	12	15.790	53.19	2:12.309
6	4		<b>Jordi GENE</b>	<b>ESP</b>	SEAT Leon TDI	1:04:27.466	12	16.192	53.19	2:12.436
7	3		<b>Rickard RYDELL</b>	<b>SWE</b>	SEAT Leon TDI	1:04:27.914	12	16.640	53.18	2:12.511
8	8		<b>Augusto FARFUS</b>	<b>BRA</b>	BMW 320si	1:04:28.249	12	16.975	53.18	2:11.186
9	6		<b>Andy PRIAULX</b>	<b>GBR</b>	BMW 320si	1:04:29.065	12	17.791	53.17	2:11.641
10	27	I	<b>Stefano D'ASTE</b>	<b>ITA</b>	BMW 320si	1:04:29.490	12	18.216	53.16	2:12.280
11	7		<b>Jorg MULLER</b>	<b>GER</b>	BMW 320si	1:04:30.423	12	19.149	53.15	2:12.387
12	9		<b>Alessandro ZANARDI</b>	<b>ITA</b>	BMW 320si	1:04:30.716	12	19.442	53.14	2:12.106
13	21	I	<b>Tom CORONEL</b>	<b>NED</b>	SEAT Leon	1:04:44.284	12	33.010	52.96	2:13.034
14	23	I	<b>Felix PORTEIRO</b>	<b>ESP</b>	BMW 320si	1:04:54.269	12	42.995	52.82	2:13.715
15	22	I	<b>Tom BOARDMAN</b>	<b>GBR</b>	SEAT Leon	1:05:05.976	12	54.702	52.66	2:14.706
16	35	I	<b>Diego PUYO</b>	<b>ESP</b>	SEAT Leon	1:05:06.205	12	54.931	52.66	2:14.758
17	26	I	<b>Kristian POULSEN</b>	<b>DEN</b>	BMW 320si	1:05:06.551	12	55.277	52.66	2:13.905
18	36		<b>James THOMPSON</b>	<b>GBR</b>	LADA Priora	1:05:07.016	12	55.742	52.65	2:15.532
19	19		<b>Kirill LADYGIN</b>	<b>RUS</b>	LADA 110	1:05:23.229	12	1:11.955	52.43	2:15.388
20	25	I	<b>Franz ENGSTLER</b>	<b>GER</b>	BMW 320si	1:04:58.737	11	1 LAP	48.36	2:13.675

NOT CLASSIFIED

12	<b>Alain MENU</b>	<b>SUI</b>	Chevrolet Cruze	1:04:54.305	4	N.C.F.	17.54
18	<b>Jaap van LAGEN</b>	<b>NED</b>	LADA 110		0	D.N.F.	N/A
10	<b>Sergio HERNANDEZ</b>	<b>ESP</b>	BMW 320si		0	D.N.F.	N/A

FASTEST LAP

2	<b>Gabriele TARQUINI</b>		SEAT Leon TDI	2:11.154	5	81.35mph	130.93
27	I <b>Stefano D'ASTE</b>		BMW 320si	2:12.280	7	80.66mph	129.81

Circuito da Boavista

Car 12, +30 second penalty, Stewards decision 7 refers.

Circuit Length = 4.7700 km.

Car 30 excluded, Stewards decision 12 refers.

Start: 11:34 End: 12:38

Steward:	Steward:	Steward:	Issued at:
----------	----------	----------	------------

# 2009 FIA World Touring Car Championship

## Race 1 - Sector Analysis Report

Lap S1 Time S1 Spd S2 Time S2 Spd S3 Time S3 Spd Lap Time Pit Lap S1 Time S1 Spd S2 Time S2 Spd S3 Time S3 Spd Lap Time Pit

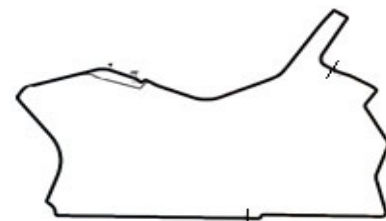
1 MULLER						FRA		SEAT Leon TDI					
1	51.852	210.0	48.582	110.4	6:58.914	8:39.348	8	46.924	210.4	46.408	126.6	38.514	2:11.846
2	31:00.158	74.3	1:15.523	85.4	1:16.401	33:32.082	9	47.081	211.3	46.597	123.7	38.574	2:12.252
3	47.041	212.6	47.159	119.4	39.057	2:13.257	10	47.166	212.6	46.875	118.0	38.948	2:12.989
4	47.224	207.9	46.902	120.1	38.667	2:12.793	11	47.173	212.6	47.434	115.5	38.551	2:13.158
5	47.036	212.1	46.516	121.9	38.479	2:12.031	12	47.330	202.7	48.153	112.1	39.900	2:15.383
6	46.821	203.5	46.736	121.0	38.407	2:11.964							
7	46.779	213.0	46.653	123.3	38.587	2:12.019							

2 TARQUINI						ITA		SEAT Leon TDI					
1	51.163	205.9	48.066	124.1	6:35.900	8:15.129	8	46.888	210.0	46.437	126.6	38.357	2:11.682
2	31:19.806		1:17.411	68.1	1:17.634	33:54.851	9	46.765	210.4	46.366	123.1	38.500	2:11.631
3	47.345	198.8	47.432	121.6	38.988	2:13.765	10	47.027	211.7	46.585	122.3	38.434	2:12.046
4	47.155	210.0	46.611	133.1	38.596	2:12.362	11	46.908	210.4	46.441	123.3	38.331	2:11.680
5	46.562	209.6	46.355	125.4	38.237	2:11.154	12	47.161	208.8	47.148	130.0	39.927	2:14.236
6	46.667	210.0	46.550	127.4	38.249	2:11.466							
7	46.625	210.4	46.373	122.0	38.274	2:11.272							

3 RYDELL						SWE		SEAT Leon TDI					
1	55.190	201.1	52.489	98.7	8:34.288	10:21.967	8	47.028	213.9	46.820	120.6	38.720	2:12.568
2	29:25.685		1:13.657	75.6	1:14.168	31:53.510	9	47.018	209.2	46.686	120.4	39.137	2:12.841
3	47.672	210.4	47.384	113.8	39.147	2:14.203	10	47.041	212.6	46.909	119.5	38.814	2:12.764
4	47.003	202.7	47.184	112.3	38.940	2:13.127	11	47.043	210.0	46.995	113.5	39.072	2:13.110
5	46.965	201.9	47.065	119.5	38.736	2:12.766	12	48.791	211.7	47.193	115.5	40.014	2:15.998
6	46.774	211.7	46.882	117.4	38.893	2:12.549							
7	46.888	209.6	46.881	118.8	38.742	2:12.511							

4 GENE						ESP		SEAT Leon TDI					
1	55.488	205.1	53.343	97.2	8:43.835	10:32.666	8	47.117	214.8	46.775	119.1	38.606	2:12.498
2	29:16.198		1:13.585	76.8	1:13.765	31:43.548	9	47.229	213.0	46.838	120.8	38.772	2:12.839
3	47.281	199.6	47.496	113.2	39.060	2:13.837	10	47.300	213.4	46.778	119.0	38.681	2:12.759
4	47.009	200.7	47.393	115.5	38.785	2:13.187	11	47.336	211.7	46.993	117.4	38.905	2:13.234
5	47.003	210.0	47.178	117.3	38.670	2:12.851	12	47.819	213.9	47.183	114.7	40.068	2:15.070
6	46.883	211.7	46.798	118.4	38.860	2:12.541							
7	46.965	212.1	46.848	120.6	38.623	2:12.436							

5 MONTEIRO						POR		SEAT Leon TDI					
1	53.544	189.4	1:48.364	92.4	7:25.440	10:07.348	8	46.968	212.1	46.766	119.5	38.363	2:12.097
2	29:34.824		1:14.964	71.2	1:15.554	32:05.342	9	47.000	212.6	46.770	117.3	38.515	2:12.285
3	47.580	188.4	47.858	116.2	38.666	2:14.104	10	47.073	212.1	46.602	119.3	38.636	2:12.311
4	46.664	201.1	47.216	113.6	38.457	2:12.337	11	47.279	211.7	46.883	118.0	38.847	2:13.009
5	46.479	200.7	47.352	117.3	38.357	2:12.188	12	48.256	208.3	47.381	117.7	39.204	2:14.841
6	46.781	205.1	46.947	117.7	38.344	2:12.072							
7	46.655	208.3	46.765	118.5	38.392	2:11.812							



Weather/Track: Bright 22° /Drying 37°

Circuit Length - 4.770 kilometres  
Circuito da Boavista  
Porto

# 2009 FIA World Touring Car Championship

## Race 1 - Sector Analysis Report

Lap S1 Time S1 Spd S2 Time S2 Spd S3 Time S3 Spd Lap Time Pit Lap S1 Time S1 Spd S2 Time S2 Spd S3 Time S3 Spd Lap Time Pit

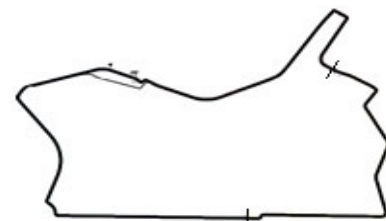
6 PRIAULX				GBR				BMW 320si					
1	52.881	202.3	49.185	105.8	7:04.608	8:46.674	8	47.121	205.5	46.392	121.0	38.128	2:11.641
2	30:54.333		1:15.372	60.1	1:15.706	33:25.411	9	47.178	206.3	46.531	121.2	38.226	2:11.935
3	47.855	206.3	47.000	122.4	38.581	2:13.436	10	47.407	206.3	46.668	117.1	38.740	2:12.815
4	47.531	206.3	46.824	122.8	38.304	2:12.659	11	47.622	206.7	47.203	116.4	38.437	2:13.262
5	47.293	203.5	46.826	125.6	38.367	2:12.486	12	52.743	158.9	52.895	119.1	39.360	2:24.998
6	47.140	206.7	46.592	125.3	38.124	2:11.856							
7	47.213	206.3	46.418	123.1	38.261	2:11.892							

7 MULLER				GER				BMW 320si					
1	54.826	192.9	51.525	101.0	7:56.539	9:42.890	8	47.214	206.3	46.813	123.1	38.589	2:12.616
2	30:03.237		1:14.090	71.1	1:14.564	32:31.891	9	47.332	206.7	46.573	122.6	38.983	2:12.888
3	47.824	206.7	47.546	118.0	38.750	2:14.120	10	47.263	205.5	46.848	122.4	38.694	2:12.805
4	47.492	207.5	47.149	118.1	38.519	2:13.160	11	47.419	206.7	46.991	110.9	38.722	2:13.132
5	47.486	206.3	46.751	123.0	38.494	2:12.731	12	51.226	184.4	48.196	116.5	39.813	2:19.235
6	47.175	207.5	46.795	116.5	38.598	2:12.568							
7	47.399	207.1	46.617	122.1	38.371	2:12.387							

8 FARFUS				BRA				BMW 320si					
1	53.352	187.4	50.707	118.6	7:47.816	9:31.875	8	47.047	205.5	46.592	126.2	38.180	2:11.819
2	30:11.205		1:14.905	71.3	1:15.294	32:41.404	9	47.336	206.7	46.456	125.0	38.107	2:11.899
3	47.660	195.5	47.715	121.0	38.728	2:14.103	10	47.178	207.1	46.425	128.9	38.086	2:11.689
4	47.253	207.1	46.975	121.6	38.484	2:12.712	11	47.078	207.1	46.071	125.0	38.037	2:11.186
5	47.146	205.9	46.451	123.8	44.743	2:18.340 Pit	12	47.623	206.7	47.030	124.9	39.406	2:14.059
6	52.299	205.9	47.100	125.1	38.150	2:17.549							
7	47.204	206.3	46.381	127.7	38.029	2:11.614							

9 ZANARDI				ITA				BMW 320si					
1	56.745	187.0	53.619	85.6	38:11.427	8	47.028	208.8	46.916	121.0	38.589	2:12.533	
2	1:42.480	75.0	1:12.111	83.5	1:11.752	4:06.343	9	47.057	209.2	46.534	118.9	38.515	2:12.106
3	47.457	208.3	47.790	116.4	38.664	2:13.911	10	47.145	209.2	47.094	119.1	38.528	2:12.767
4	47.131	209.6	47.090	115.3	38.347	2:12.568	11	47.224	209.2	47.095	117.3	39.722	2:14.041
5	47.436	208.8	47.682	115.7	38.689	2:13.807	12	48.050	207.9	48.185	114.7	39.351	2:15.586
6	47.154	208.8	46.999	119.4	38.509	2:12.662							
7	47.803	210.0	46.611	121.6	38.551	2:12.965							

11 HUFF				GBR				Chevrolet Cruze					
1	51.443	205.9	48.451	119.5	6:49.979	8:29.873	8	47.082	209.6	46.405	121.6	38.401	2:11.888
2	31:05.947		1:17.739	81.0	1:16.675	33:40.361	9	46.970	208.8	46.587	117.3	38.270	2:11.827
3	47.405	207.9	47.539	118.0	39.078	2:14.022	10	46.905	210.0	46.407	124.1	38.314	2:11.626
4	47.141	210.9	46.932	119.7	38.538	2:12.611	11	47.055	210.0	46.377	126.0	39.039	2:12.471
5	46.840	210.0	46.763	120.4	38.181	2:11.784	12	47.176	209.6	47.117	116.3	40.079	2:14.372
6	47.001	210.0	46.477	120.5	38.254	2:11.732							
7	46.745	210.4	46.512	124.1	38.384	2:11.641							



Weather/Track: Bright 22° /Drying 37°

Circuit Length - 4.770 kilometres  
Circuito da Boavista  
Porto

# 2009 FIA World Touring Car Championship

## Race 1 - Sector Analysis Report

Lap S1 Time S1 Spd S2 Time S2 Spd S3 Time S3 Spd Lap Time Pit Lap S1 Time S1 Spd S2 Time S2 Spd S3 Time S3 Spd Lap Time Pit

### 12 MENU

SUI

Chevrolet Cruze

1	53.170	186.4	16:35.919		2:29.432	19:58.521	Pit	4	46.914	209.2	46.796	120.4	41.712	2:15.422
2	38:17.178	202.3	48.747	116.2	43.393	39:49.318	Pit							
3	55.987	206.7	46.320	122.1	38.737	2:21.044								

### 14 LARINI

ITA

Chevrolet Cruze

1	54.437	206.3	51.387	107.2	7:48.729	9:34.553		8	47.090	210.9	46.891	123.7	38.705	2:12.686
2	30:10.206		1:14.476	74.3	1:15.035	32:39.717		9	47.031	211.3	46.762	118.4	39.099	2:12.892
3	47.825	208.3	47.623	123.4	38.880	2:14.328		10	46.972	211.3	46.958	119.4	38.912	2:12.842
4	47.159	210.9	47.182	118.6	38.836	2:13.177		11	47.168	211.3	47.006	118.8	38.975	2:13.149
5	46.999	211.3	46.974	122.3	38.671	2:12.644		12	47.894	195.8	48.224	118.5	40.004	2:16.122
6	46.996	210.9	47.009	118.4	38.640	2:12.645								
7	46.887	210.9	46.882	123.3	38.540	2:12.309								

### 19 LADYGIN

RUS

LADA 110

1	59.284	171.9	3:11.160	96.1	1:50.816	6:01.260	Pit	8	48.591	203.1	47.679	119.1	39.354	2:15.624
2	34:05.175		1:08.154	68.1	1:08.101	36:21.430		9	48.356	203.5	47.799	118.6	39.633	2:15.788
3	48.312	208.3	48.208	118.8	39.914	2:16.434		10	48.220	203.5	48.099	120.5	39.936	2:16.255
4	48.013	207.1	48.030	114.3	49.802	2:25.845	Pit	11	48.402	203.9	47.465	119.8	39.521	2:15.388
5	57.229	203.9	47.852	117.1	39.528	2:24.609		12	50.652	203.9	48.246	117.7	39.488	2:18.386
6	48.264	203.5	48.359	117.7	39.820	2:16.443								
7	48.274	202.7	47.262	122.8	40.231	2:15.767								

### 21 CORONEL

NED

SEAT Leon

I

1	58.392	207.5	54.285	90.2		38:13.887		8	48.162	180.6	47.909	122.3	39.212	2:15.283
2	1:42.189	71.9	1:10.882	74.2	1:11.372	4:04.443		9	48.243	206.3	47.800	118.1	39.303	2:15.346
3	48.015	207.1	47.431	122.0	39.369	2:14.815		10	48.103	205.1	47.736	116.4	39.626	2:15.465
4	47.911	207.1	46.967	124.6	38.658	2:13.536		11	48.422	204.7	47.729	120.1	39.231	2:15.382
5	47.587	207.9	46.907	122.8	38.834	2:13.328		12	47.729	205.1	48.215	114.7	40.212	2:16.156
6	47.394	207.1	47.160	116.9	38.480	2:13.034								
7	47.604	206.7	47.181	120.1	38.824	2:13.609								

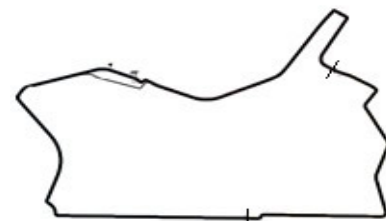
### 22 BOARDMAN

GBR

SEAT Leon

I

1	1:00.056	199.6	2:56.117	69.5		38:16.220		8	48.577	205.1	48.150	123.6	39.850	2:16.577
2	1:41.907		1:10.424	86.8	1:11.046	4:03.377		9	48.696	207.1	48.189	119.3	41.028	2:17.913
3	47.960	204.3	47.718	121.6	39.487	2:15.165		10	48.356	207.1	48.479	122.4	40.365	2:17.200
4	47.786	208.3	47.425	118.8	39.495	2:14.706		11	49.899	205.5	48.214	114.5	39.697	2:17.810
5	47.814	207.5	47.588	118.8	39.548	2:14.950		12	48.652	201.5	48.959	119.1	41.286	2:18.897
6	48.122	208.3	47.468	123.6	40.144	2:15.734								
7	48.747	206.7	48.600	121.7	40.080	2:17.427								



Weather/Track: Bright 22° /Drying 37°

Circuit Length - 4.770 kilometres  
Circuito da Boavista  
Porto

# 2009 FIA World Touring Car Championship

## Race 1 - Sector Analysis Report

Lap S1 Time S1 Spd S2 Time S2 Spd S3 Time S3 Spd Lap Time Pit Lap S1 Time S1 Spd S2 Time S2 Spd S3 Time S3 Spd Lap Time Pit

23 PORTEIRO				ESP				BMW 320si				I		
1	58.512	177.2	59.481	82.5			38:15.382	8	47.891	206.3	47.953	120.5	39.454	2:15.298
2	1:41.563		1:11.101	78.4	1:11.075		4:03.739	9	48.086	206.3	47.548	125.1	39.121	2:14.755
3	47.963	205.1	47.765	125.3	39.462		2:15.190	10	47.920	205.9	47.710	120.6	39.497	2:15.127
4	47.765	205.1	47.100	122.7	38.850		2:13.715	11	49.098	205.1	48.084	118.1	40.321	2:17.503
5	47.660	205.9	47.590	121.9	39.225		2:14.475	12	48.779	204.3	49.453	116.4	40.998	2:19.230
6	47.956	206.3	47.960	125.6	39.204		2:15.120							
7	47.890	205.9	47.624	120.0	39.221		2:14.735							

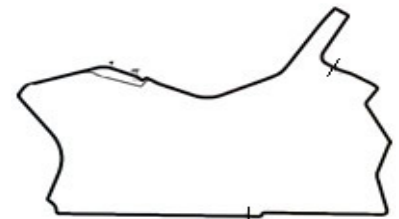
25 ENGSTLER				GER				BMW 320si				I		
1	40:03.212	72.4	1:08.889	80.5	1:09.444		42:21.545	7	48.516	203.1	48.116	121.9	39.907	2:16.539
2	48.468	200.0	48.554	118.0	39.667		2:16.689	8	48.712	204.7	48.108	118.6	41.113	2:17.933
3	48.127	205.5	47.544	123.8	39.071		2:14.742	9	48.358	198.1	48.578	121.5	40.273	2:17.209
4	47.733	206.3	46.902	125.3	39.040		2:13.675	10	48.807	205.5	46.924	119.3	39.298	2:15.029
5	47.386	207.5	47.078	119.0	39.753		2:14.217	11	48.084	205.5	46.961	111.7	39.049	2:14.094
6	48.667	203.9	48.600	112.4	39.798		2:17.065							

26 POULSEN				DEN				BMW 320si				I		
1	58.963	183.1	2:59.349	87.2	1:31.877		5:30.189 Pit	8	48.406	203.5	47.165	121.0	38.824	2:14.395
2	34:34.234	73.6	1:08.292	80.3	1:09.352		36:51.878	9	48.186	205.5	47.095	124.9	38.624	2:13.905
3	48.762	200.7	49.032	117.3	39.778		2:17.572	10	48.297	203.5	47.211	121.9	38.541	2:14.049
4	48.569	205.1	47.826	118.4	43.454		2:19.849 Pit	11	48.283	205.5	46.979	126.9	39.078	2:14.340
5	57.937	201.1	47.751	114.1	38.905		2:24.593	12	48.313	205.5	48.232	113.5	40.744	2:17.289
6	48.141	203.1	47.447	120.2	38.727		2:14.315							
7	48.161	203.9	47.245	126.5	38.771		2:14.177							

27 D'ASTE				ITA				BMW 320si				I		
1	56.331	201.5	53.309	88.8	8:50.315		10:39.955	8	47.351	206.3	46.540	118.8	38.648	2:12.539
2	29:10.741		1:13.385	71.0	1:12.847		31:36.973	9	47.573	206.3	46.685	120.0	38.532	2:12.790
3	47.715	206.7	47.070	118.0	39.205		2:13.990	10	47.477	207.1	46.883	120.1	38.461	2:12.821
4	47.452	206.3	46.757	121.6	38.699		2:12.908	11	47.519	206.3	46.679	121.9	38.887	2:13.085
5	47.482	206.3	46.862	120.5	38.632		2:12.976	12	48.911	176.0	48.021	117.7	39.448	2:16.380
6	47.340	206.7	46.823	121.9	38.630		2:12.793							
7	47.090	206.7	46.598	120.2	38.592		2:12.280							

30 BENNANI				MAR				SEAT Leon				I		
1	61:32.892	204.7	49.016	124.0	39.612		63:01.520							
2	47.649	205.5	47.422	119.0	38.939		2:14.010							

35 PUYO				ESP				SEAT Leon				I		
1	1:00.465	194.7	3:13.533	90.7			38:19.449	8	48.832	203.9	48.065	114.2	39.714	2:16.611
2	1:40.720	74.6	1:09.333	78.7	1:10.462		4:00.515	9	48.974	203.5	47.986	118.1	40.940	2:17.900
3	48.256	204.7	47.720	116.9	39.595		2:15.571	10	48.568	203.1	48.299	117.8	40.638	2:17.505
4	47.926	205.5	47.415	117.7	39.450		2:14.791	11	49.450	202.3	48.021	111.6	39.588	2:17.059
5	47.943	203.9	47.380	117.3	39.435		2:14.758	12	48.577	202.7	49.122	114.8	40.907	2:18.606
6	47.985	204.7	47.648	119.5	39.689		2:15.322							
7	48.960	204.3	48.787	98.6	40.371		2:18.118							



Weather/Track: Bright 22° /Drying 37°

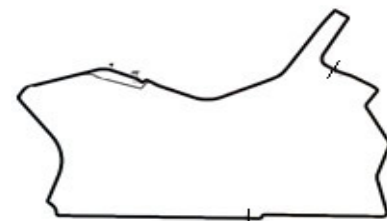
Circuit Length - 4.770 kilometres  
Circuito da Boavista  
Porto

# 2009 FIA World Touring Car Championship

## Race 1 - Sector Analysis Report

Lap S1 Time S1 Spd S2 Time S2 Spd S3 Time S3 Spd Lap Time Pit Lap S1 Time S1 Spd S2 Time S2 Spd S3 Time S3 Spd Lap Time Pit

36 THOMPSON							GBR		LADA Priora					
1	1:00.916	189.8	2:54.743	67.4			38:21.450	8	48.403	203.5	47.768	123.1	39.361	2:15.532
2	1:39.715	81.4	1:09.217	80.4	1:10.335		3:59.267	9	48.454	204.7	48.150	118.9	40.513	2:17.117
3	49.019	201.5	48.298	119.1	39.713		2:17.030	10	48.496	205.1	48.620	119.5	40.153	2:17.269
4	48.411	203.5	48.489	118.9	39.303		2:16.203	11	49.542	203.9	48.233	118.5	39.722	2:17.497
5	48.196	204.3	47.935	120.9	39.485		2:15.616	12	48.531	205.1	49.509	114.4	40.640	2:18.680
6	48.275	203.9	48.154	126.3	39.264		2:15.693							
7	48.412	203.1	47.952	121.0	39.298		2:15.662							



Weather/Track: Bright 22° /Drying 37°

Circuit Length - 4.770 kilometres  
Circuito da Boavista  
Porto

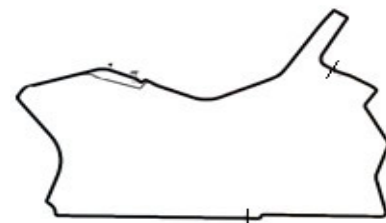


## 2009 FIA World Touring Car Championship Race 1 - Best Sector Speeds Report

SECTOR 1				SECTOR 2				SECTOR 3					
POS	NO	NAME	SPEED	LAP	NO	NAME	SPEED	LAP	NO	NAME	SPEED	LAP	NO SPEED TRAP AVAILABLE
1	4	GENE	214.8	8	2	TARQUINI	133.1	4					
2	3	RYDELL	213.9	8	8	FARFUS	128.9	10					
3	1	MULLER	213.0	7	26	POULSEN	126.9	11					
4	5	MONTEIRO	212.6	9	1	MULLER	126.6	8					
5	2	TARQUINI	211.7	10	36	THOMPSON	126.3	6					
6	14	LARINI	211.3	5	11	HUFF	126.0	11					
7	11	HUFF	210.9	4	6	PRIAULX	125.6	5					
8	9	ZANARDI	210.0	7	23	PORTEIRO	125.6	6					
9	12	MENU	209.2	4	25	ENGSTLER	125.3	4					
10	19	LADYGIN	208.3	3	21	CORONEL	124.6	4					
11	22	BOARDMAN	208.3	4	30	BENNANI	124.0	1					
12	21	CORONEL	207.9	5	14	LARINI	123.7	8					
13	7	MULLER	207.5	4	22	BOARDMAN	123.6	6					
14	25	ENGSTLER	207.5	5	7	MULLER	123.1	8					
15	8	FARFUS	207.1	4	19	LADYGIN	122.8	7					
16	27	D'ASTE	207.1	10	12	MENU	122.1	3					
17	6	PRIAULX	206.7	6	27	D'ASTE	121.9	6					
18	23	PORTEIRO	206.3	6	9	ZANARDI	121.6	7					
19	26	POULSEN	205.5	9	4	GENE	120.8	9					
20	30	BENNANI	205.5	2	3	RYDELL	120.6	8					
21	35	PUYO	205.5	4	5	MONTEIRO	119.5	8					
22	36	THOMPSON	205.1	10	35	PUYO	119.5	6					



Weather/Track: Bright 22° /Drying 37°

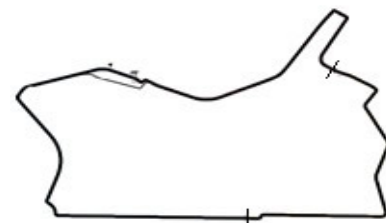


Circuit Length - 4.770 kilometres  
Circuito da Boavista  
Porto

## 2009 FIA World Touring Car Championship Race 1 - Best Sector Times Report

POS	NO	SECTOR 1			SECTOR 2			SECTOR 3			NAME	IDEAL/BEST LAP COMPARISON			
		TIME	LAP	NO	TIME	LAP	NO	TIME	LAP	NO		IDEAL	BEST	LAP	DIFF
1	5	46.479	5	8	46.071	11	8	38.029	7	8	FARFUS	2:11.147	2:11.186	11	+ 0.039
2	2	46.562	5	12	46.320	3	6	38.124	6	2	TARQUINI	2:11.154	2:11.154	5	+ 0.000
3	11	46.745	7	2	46.355	5	11	38.181	5	11	HUFF	2:11.303	2:11.626	10	+ 0.323
4	3	46.774	6	11	46.377	11	2	38.237	5	5	MONTEIRO	2:11.425	2:11.812	7	+ 0.387
5	1	46.779	7	6	46.392	8	5	38.344	6	1	MULLER	2:11.594	2:11.846	8	+ 0.252
6	4	46.883	6	1	46.408	8	9	38.347	4	6	PRIAULX	2:11.637	2:11.641	8	+ 0.004
7	14	46.887	7	9	46.534	9	7	38.371	7	9	ZANARDI	2:11.909	2:12.106	9	+ 0.197
8	12	46.914	4	27	46.540	8	1	38.407	6	12	MENU	2:11.971	2:15.422	4	+ 3.451
9	9	47.028	8	7	46.573	9	27	38.461	10	27	D'ASTE	2:12.091	2:12.280	7	+ 0.189
10	8	47.047	8	5	46.602	10	21	38.480	6	7	MULLER	2:12.119	2:12.387	7	+ 0.268
11	27	47.090	7	3	46.686	9	14	38.540	7	3	RYDELL	2:12.180	2:12.511	7	+ 0.331
12	6	47.121	8	14	46.762	9	26	38.541	10	14	LARINI	2:12.189	2:12.309	7	+ 0.120
13	7	47.175	6	4	46.775	8	4	38.606	8	4	GENE	2:12.264	2:12.436	7	+ 0.172
14	25	47.386	5	25	46.902	4	3	38.720	8	21	CORONEL	2:12.781	2:13.034	6	+ 0.253
15	21	47.394	6	21	46.907	5	12	38.737	3	25	ENGSTLER	2:13.328	2:13.675	4	+ 0.347
16	30	47.649	2	26	46.979	11	23	38.850	4	23	PORTEIRO	2:13.610	2:13.715	4	+ 0.105
17	23	47.660	5	23	47.100	4	30	38.939	2	26	POULSEN	2:13.661	2:13.905	9	+ 0.244
18	22	47.786	4	19	47.262	7	25	39.040	4	30	BENNANI	2:14.010	2:14.010	2	+ 0.000
19	35	47.926	4	35	47.380	5	36	39.264	6	19	LADYGIN	2:14.629	2:15.388	11	+ 0.759
20	19	48.013	4	30	47.422	2	19	39.354	8	22	BOARDMAN	2:14.698	2:14.706	4	+ 0.008
21	26	48.141	6	22	47.425	4	35	39.435	5	35	PUYO	2:14.741	2:14.758	5	+ 0.017
22	36	48.196	5	36	47.768	8	22	39.487	3	36	THOMPSON	2:15.228	2:15.532	8	+ 0.304

'Perfect Lap' - 2:10.579



Weather/Track: Bright 22° /Drying 37°

Circuit Length - 4.770 kilometres  
Circuito da Boavista  
Porto

## 2009 FIA World Touring Car Championship

### RACE 1 - LAP CHART

Lap 1			Lap 2			Lap 3			Lap 4			Lap 5		
No	Behind	Laptime	No	Behind	Laptime	No	Behind	Laptime	No	Behind	Laptime	No	Behind	Laptime
26		5:30.189P	2		33:54.851	2		2:13.765	2		2:12.362	2		2:11.154
19	31.071	6:01.260P	11	0.25433	40.361	11	0.511	2:14.022	11	0.760	2:12.611	11	1.390	2:11.784
2	2:44.940	8:15.129	1	1.45033	32.082	1	0.942	2:13.257	1	1.373	2:12.793	1	2.250	2:12.031
11	2:59.684	8:29.873	6	2.10533	25.411	6	1.776	2:13.436	6	2.073	2:12.659	6	3.405	2:12.486
1	3:09.159	8:39.348	5	2.71032	05.342	5	3.049	2:14.104	5	3.024	2:12.337	5	4.058	2:12.188
6	3:16.485	8:46.674	8	3.29932	41.404	8	3.637	2:14.103	8	3.987	2:12.712	14	7.158	2:12.644
8	4:01.686	9:31.875	14	4.29032	39.717	14	4.853	2:14.328	14	5.668	2:13.177	7	7.531	2:12.731
14	4:04.364	9:34.553	7	4.80132	31.891	7	5.156	2:14.120	7	5.954	2:13.160	3	8.312	2:12.766
7	4:12.701	9:42.890	3	5.49731	53.510	3	5.935	2:14.203	3	6.700	2:13.127	4	8.828	2:12.851
5	4:37.159	10:07.348	4	6.23431	43.548	4	6.306	2:13.837	4	7.131	2:13.187	27	9.541	2:12.976
3	4:51.778	10:21.967	27	6.94831	36.973	27	7.173	2:13.990	27	7.719	2:12.908	8	11.173	2:18.340P
4	5:02.477	10:32.666	9	7.790	4:06.343	9	7.936	2:13.911	9	8.142	2:12.568	9	10.795	2:13.807
27	5:09.766	10:39.955	21	8.350	4:04.443	21	9.400	2:14.815	21	10.574	2:13.536	21	12.748	2:13.328
1214:28.332	19:58.521P		23	9.141	4:03.739	23	10.566	2:15.190	23	11.919	2:13.715	23	15.240	2:14.475
932:41.238	38:11.427		22	9.617	4:03.377	22	11.017	2:15.165	22	13.361	2:14.706	22	17.157	2:14.950
2132:43.698	38:13.887		35	9.984	4:00.515	35	11.790	2:15.571	35	14.219	2:14.791	35	17.823	2:14.758
2332:45.193	38:15.382		36	10.737	3:59.267	36	14.002	2:17.030	25	1 LAP	2:14.742	25	1 LAP	2:13.675
2232:46.031	38:16.220		25	1 LAP	42:21.545	25	1 LAP	2:16.689	36	17.843	2:16.203	36	22.305	2:15.616
3532:49.260	38:19.449		26	12.087	36:51.878	19	15.379	2:16.434	26	23.381	2:19.849P	26	36.820	2:24.593
3632:51.261	38:21.450		19	12.710	36:21.430	26	15.894	2:17.572	19	28.862	2:25.845P	19	42.317	2:24.609

Subject to Technical Scrutineering.  
Weather/Track: Bright 22°/Drying 37 °

Circuito da Boavista  
Circuit Length = 4.7700 km.  
Start: 11:34 End: 12:38

## 2009 FIA World Touring Car Championship RACE 1 - LAP CHART

(contd.)

Lap 6			Lap 7			Lap 8			Lap 9			Lap 10		
No	Behind	Laptime	No	Behind	Laptime	No	Behind	Laptime	No	Behind	Laptime	No	Behind	Laptime
2		2:11.466	2		2:11.272	2		2:11.682	2		2:11.631	2		2:12.046
11	1.656	2:11.732	11	2.025	2:11.641	11	2.231	2:11.888	11	2.427	2:11.827	12	8 LAPS	39:49.318P
1	2.748	2:11.964	1	3.495	2:12.019	1	3.659	2:11.846	1	4.280	2:12.252	11	2.007	2:11.626
6	3.795	2:11.856	6	4.415	2:11.892	6	4.374	2:11.641	6	4.678	2:11.935	1	5.223	2:12.989
5	4.664	2:12.072	5	5.204	2:11.812	5	5.619	2:12.097	5	6.273	2:12.285	6	5.447	2:12.815
14	8.337	2:12.645	14	9.374	2:12.309	14	10.378	2:12.686	14	11.639	2:12.892	5	6.538	2:12.311
7	8.633	2:12.568	7	9.748	2:12.387	7	10.682	2:12.616	7	11.939	2:12.888	14	12.435	2:12.842
3	9.395	2:12.549	3	10.634	2:12.511	3	11.520	2:12.568	3	12.730	2:12.841	7	12.698	2:12.805
4	9.903	2:12.541	4	11.067	2:12.436	4	11.883	2:12.498	4	13.091	2:12.839	3	13.448	2:12.764
27	10.868	2:12.793	27	11.876	2:12.280	27	12.733	2:12.539	27	13.892	2:12.790	4	13.804	2:12.759
9	11.991	2:12.662	9	13.684	2:12.965	9	14.535	2:12.533	9	15.010	2:12.106	27	14.667	2:12.821
21	14.316	2:13.034	21	16.653	2:13.609	8	17.735	2:11.819	8	18.003	2:11.899	9	15.731	2:12.767
8	17.256	2:17.549	8	17.598	2:11.614	21	20.254	2:15.283	21	23.969	2:15.346	8	17.646	2:11.689
23	18.894	2:15.120	23	22.357	2:14.735	23	25.973	2:15.298	23	29.097	2:14.755	21	27.388	2:15.465
22	21.425	2:15.734	22	27.580	2:17.427	22	32.475	2:16.577	22	38.757	2:17.913	23	32.178	2:15.127
35	21.679	2:15.322	25	1 LAP	2:17.065	25	1 LAP	2:16.539	25	1 LAP	2:17.933	22	43.911	2:17.200
25	1 LAP	2:14.217	35	28.525	2:18.118	35	33.454	2:16.611	35	39.723	2:17.900	25	1 LAP	2:17.209
36	26.532	2:15.693	36	30.922	2:15.662	36	34.772	2:15.532	36	40.258	2:17.117	35	45.182	2:17.505
26	39.669	2:14.315	26	42.574	2:14.177	26	45.287	2:14.395	26	47.561	2:13.905	36	45.481	2:17.269
19	47.294	2:16.443	19	51.789	2:15.767	19	55.731	2:15.624	19	59.888	2:15.788	26	49.564	2:14.049
												19	1:04.097	2:16.255

Subject to Technical Scrutineering.  
Weather/Track: Bright 22°/Drying 37 °

Circuito da Boavista  
Circuit Length = 4.7700 km.  
Start: 11:34 End: 12:38

**2009 FIA World Touring Car Championship  
RACE 1 - LAP CHART**

(contd.)

Lap 11			Lap 12			Lap 13			Lap 14			Lap 15		
No	Behind	Laptime	No	Behind	Laptime	No	Behind	Laptime	No	Behind	Laptime	No	Behind	Laptime
2		2:11.680	2		2:14.236									
11	2.798	2:12.471	11	2.934	2:14.372									
1	6.701	2:13.158	1	7.848	2:15.383									
6	7.029	2:13.262	5	8.472	2:14.841									
5	7.867	2:13.009	12	8 LAPS	2:15.422									
12	8 LAPS	2:21.044	14	15.790	2:16.122									
14	13.904	2:13.149	4	16.192	2:15.070									
7	14.150	2:13.132	3	16.640	2:15.998									
3	14.878	2:13.110	8	16.975	2:14.059									
4	15.358	2:13.234	6	17.791	2:24.998									
27	16.072	2:13.085	27	18.216	2:16.380									
8	17.152	2:11.186	7	19.149	2:19.235									
9	18.092	2:14.041	9	19.442	2:15.586									
21	31.090	2:15.382	21	33.010	2:16.156									
23	38.001	2:17.503	23	42.995	2:19.230									
25	1 LAP	2:15.029	25	1 LAP	2:14.094									
22	50.041	2:17.810	22	54.702	2:18.897									
35	50.561	2:17.059	35	54.931	2:18.606									
36	51.298	2:17.497	26	55.277	2:17.289									
26	52.224	2:14.340	36	55.742	2:18.680									
30	10 LAPS	63:01.520	30	10 LAPS	2:14.010									
19	1:07.805	2:15.388	19	1:11.955	2:18.386									

**Subject to Technical Scrutineering.  
Weather/Track: Bright 22°/Drying 37 °**

## 2009 FIA World Touring Car Championship GRID FOR RACE 2

ROW 12		19	LADYGIN	
ROW 11	22	BOARDMAN	30	BENNANI
ROW 10	12	MENU	10	HERNANDEZ
ROW 9	25	ENGSTLER	36	THOMPSON
ROW 8	26	POULSEN	35	PUYO
ROW 7	23	PORTEIRO	21	CORONEL
ROW 6	9	ZANARDI	7	MULLER
ROW 5	27	D'ASTE	6	PRIAULX
ROW 4	2	TARQUINI	11	HUFF
ROW 3	1	MULLER	5	MONTEIRO
ROW 2	14	LARINI	4	GENE
ROW 1	3	RYDELL	8	FARFUS
<b>POLE</b>				

Cars 19, 30, 22, 12 to back of grid, Stewards decisions 8, 9, 10, 11 refer.  
Weather/Track: Bright 22°/Drying 37 °. Car 18 will not start.

Circuito da Boavista  
Circuit Length = 4.7700 km.  
Start: 11:34 End: 12:38

Race Director:	Steward:	Timekeeper:
----------------	----------	-------------

**2009 FIA World Touring Car Championship**  
**RACE 2 - PROVISIONAL CLASSIFICATION**

POS	NO	CLS	DRIVER / TEAM	NAT	CAR	TIME	LAPS	GAP	KPH	BEST
1	8		Augusto FARFUS	BRA	BMW 320si	47:48.304	13		77.70	2:11.045
2	1		Yvan MULLER	FRA	SEAT Leon TDI	47:50.599	13	2.295	77.64	2:11.306
3	3		Rickard RYDELL	SWE	SEAT Leon TDI	47:51.114	13	2.810	77.63	2:11.179
4	4		Jordi GENE	ESP	SEAT Leon TDI	47:51.689	13	3.385	77.61	2:11.444
5	5		Tiago MONTEIRO	POR	SEAT Leon TDI	47:52.274	13	3.970	77.60	2:11.758
6	11		Robert HUFF	GBR	Chevrolet Cruze	47:52.523	13	4.219	77.59	2:11.729
7	6		Andy PRIAULX	GBR	BMW 320si	47:52.887	13	4.583	77.58	2:11.572
8	7		Jorg MULLER	GER	BMW 320si	47:53.368	13	5.064	77.57	2:11.593
9	27	I	Stefano D'ASTE	ITA	BMW 320si	47:54.732	13	6.428	77.53	2:11.683
10	9		Alessandro ZANARDI	ITA	BMW 320si	47:55.888	13	7.584	77.50	2:12.045
11	25	I	Franz ENGSTLER	GER	BMW 320si	47:57.505	13	9.201	77.46	2:12.285
12	21	I	Tom CORONEL	NED	SEAT Leon	48:01.594	13	13.290	77.35	2:12.556
13	23	I	Felix PORTEIRO	ESP	BMW 320si	48:03.576	13	15.272	77.29	2:12.254
14	35	I	Diego PUYO	ESP	SEAT Leon	48:06.010	13	17.706	77.23	2:14.554
15	36		James THOMPSON	GBR	LADA Priora	48:11.268	13	22.964	77.09	2:14.850
16	26	I	Kristian POULSEN	DEN	BMW 320si	48:42.034	13	53.730	76.27	2:12.501
17	19		Kirill LADYGIN	RUS	LADA 110	46:06.936	12	1 LAP	74.34	2:13.658
18	12		Alain MENU	SUI	Chevrolet Cruze	23:00.360	9	4 LAPS	111.71	2:12.146

NOT CLASSIFIED

14			Nicola LARINI	ITA	Chevrolet Cruze	14:25.185	5	D.N.F.	98.83	
2			Gabriele TARQUINI	ITA	SEAT Leon TDI	4:31.043	2	D.N.F.	125.43	
30	I		Mehdi BENNANI	MAR	SEAT Leon	4:38.900	2	D.N.F.	121.90	
22	I		Tom BOARDMAN	GBR	SEAT Leon	4:40.880	2	D.N.F.	121.04	

FASTEST LAP

8			Augusto FARFUS		BMW 320si	2:11.045	8	81.42mph	131.03	
27	I		Stefano D'ASTE		BMW 320si	2:11.683	9	81.03mph	130.40	

Circuito da Boavista

Subject to Technical Scrutineering. For Media Information Purposes - No Regulatory Value.

Circuit Length = 4.7700 km.

Weather/Track: Sun 21°/Dry 44°

Start: 16:50 End: 17:37

Race Director:	Steward:	Timekeeper:	Issued at:
----------------	----------	-------------	------------

**2009 FIA World Touring Car Championship**  
**RACE 2 RESULT**

POS	NO	CLS	DRIVER / TEAM	NAT	CAR	TIME	LAPS	GAP	KPH	BEST
1	8		Augusto FARFUS	BRA	BMW 320si	47:48.304	13		77.70	2:11.045
2	1		Yvan MULLER	FRA	SEAT Leon TDI	47:50.599	13	2.295	77.64	2:11.306
3	3		Rickard RYDELL	SWE	SEAT Leon TDI	47:51.114	13	2.810	77.63	2:11.179
4	4		Jordi GENE	ESP	SEAT Leon TDI	47:51.689	13	3.385	77.61	2:11.444
5	5		Tiago MONTEIRO	POR	SEAT Leon TDI	47:52.274	13	3.970	77.60	2:11.758
6	11		Robert HUFF	GBR	Chevrolet Cruze	47:52.523	13	4.219	77.59	2:11.729
7	6		Andy PRIAULX	GBR	BMW 320si	47:52.887	13	4.583	77.58	2:11.572
8	7		Jorg MULLER	GER	BMW 320si	47:53.368	13	5.064	77.57	2:11.593
9	27	I	Stefano D'ASTE	ITA	BMW 320si	47:54.732	13	6.428	77.53	2:11.683
10	9		Alessandro ZANARDI	ITA	BMW 320si	47:55.888	13	7.584	77.50	2:12.045
11	25	I	Franz ENGSTLER	GER	BMW 320si	47:57.505	13	9.201	77.46	2:12.285
12	21	I	Tom CORONEL	NED	SEAT Leon	48:01.594	13	13.290	77.35	2:12.556
13	23	I	Felix PORTEIRO	ESP	BMW 320si	48:03.576	13	15.272	77.29	2:12.254
14	35	I	Diego PUYO	ESP	SEAT Leon	48:06.010	13	17.706	77.23	2:14.554
15	36		James THOMPSON	GBR	LADA Priora	48:11.268	13	22.964	77.09	2:14.850
16	26	I	Kristian POULSEN	DEN	BMW 320si	48:42.034	13	53.730	76.27	2:12.501
17	19		Kirill LADYGIN	RUS	LADA 110	46:06.936	12	1 LAP	74.34	2:13.658
18	12		Alain MENU	SUI	Chevrolet Cruze	23:00.360	9	4 LAPS	111.71	2:12.146

NOT CLASSIFIED

14			Nicola LARINI	ITA	Chevrolet Cruze	14:25.185	5	D.N.F.	98.83	
2			Gabriele TARQUINI	ITA	SEAT Leon TDI	4:31.043	2	D.N.F.	125.43	
30	I		Mehdi BENNANI	MAR	SEAT Leon	4:38.900	2	D.N.F.	121.90	
22	I		Tom BOARDMAN	GBR	SEAT Leon	4:40.880	2	D.N.F.	121.04	

FASTEST LAP

8			Augusto FARFUS		BMW 320si	2:11.045	8		81.42mph	131.03
27	I		Stefano D'ASTE		BMW 320si	2:11.683	9		81.03mph	130.40

Circuito da Boavista  
 Circuit Length = 4.7700 km.  
 Start: 16:50 End: 17:37

Steward:	Steward:	Steward:	Issued at:
----------	----------	----------	------------



# 2009 FIA World Touring Car Championship

## Race 2 - Sector Analysis Report

Lap S1 Time S1 Spd S2 Time S2 Spd S3 Time S3 Spd Lap Time Pit Lap S1 Time S1 Spd S2 Time S2 Spd S3 Time S3 Spd Lap Time Pit

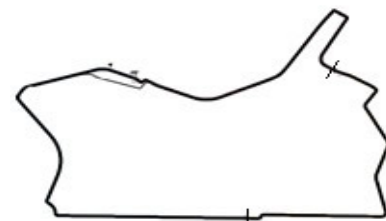
1 MULLER						FRA	SEAT Leon TDI						
1	50.583	193.3	47.255	117.1	38.886	2:16.724	8	46.645	214.3	46.334	118.5	38.327	2:11.306
2	46.849	210.4	46.800	120.1	38.356	2:12.005	9	46.779	213.4	46.552	121.0	38.444	2:11.775
3	46.510	214.8	47.006	101.4	54.390	2:27.906	10	46.570	214.8	46.598	120.8	45.358	2:18.526
4	1:35.374	111.0	1:09.936	78.0	54.672	3:39.982	11	16:03.975	101.5	1:10.413	76.4	1:02.477	18:16.865
5	1:17.210	131.8	1:07.037	79.4	1:02.007	3:26.254	12	46.673	205.1	46.829	119.0	38.550	2:12.052
6	47.025	213.4	47.018	123.6	38.632	2:12.675	13	46.677	210.0	47.031	119.0	39.038	2:12.746
7	46.710	211.7	46.606	124.0	38.467	2:11.783							

2 TARQUINI						ITA	SEAT Leon TDI						
1	51.651	201.9	47.521	117.7	39.220	2:18.392							
2	46.555	195.5	47.499	118.0	38.597	2:12.651							

3 RYDELL						SWE	SEAT Leon TDI						
1	49.270	210.4	46.802	120.1	38.857	2:14.929	8	46.473	214.3	46.656	118.4	38.585	2:11.714
2	46.806	211.7	46.775	119.0	38.501	2:12.082	9	46.542	214.3	46.287	123.3	38.540	2:11.369
3	46.830	212.1	46.482	111.7	53.756	2:27.068	10	46.586	213.0	46.947	120.0	52.247	2:25.780
4	1:35.108	105.7	1:10.402	89.6	54.492	3:40.002	11	15:59.504	121.1	1:10.296	71.3	1:02.212	18:12.012
5	1:17.296	123.6	1:07.788	75.4	1:02.843	3:27.927	12	46.789	213.4	46.664	117.1	38.982	2:12.435
6	47.088	210.0	46.667	122.4	38.640	2:12.395	13	46.621	214.8	46.596	120.2	39.005	2:12.222
7	46.456	214.3	46.269	123.8	38.454	2:11.179							

4 GENE						ESP	SEAT Leon TDI						
1	49.716	211.7	47.054	122.8	38.936	2:15.706	8	46.546	215.2	46.705	119.5	38.193	2:11.444
2	47.447	212.1	46.648	120.8	38.088	2:12.183	9	46.568	214.8	46.820	117.2	38.418	2:11.806
3	46.456	215.7	46.761	109.6	54.193	2:27.410	10	46.629	214.8	46.698	119.4	51.269	2:24.596
4	1:35.191	100.6	1:10.002	82.1	54.809	3:40.002	11	15:59.937	110.2	1:09.464	67.2	1:01.910	18:11.311
5	1:16.919	112.3	1:07.891	76.4	1:02.305	3:27.115	12	46.740	215.7	46.841	118.2	38.647	2:12.228
6	46.859	214.3	47.109	120.9	38.548	2:12.516	13	46.596	214.3	47.028	117.2	38.764	2:12.388
7	47.382	181.5	47.318	119.4	38.284	2:12.984							

5 MONTEIRO						POR	SEAT Leon TDI						
1	50.022	206.3	47.393	116.2	38.678	2:16.093	8	46.579	214.3	46.675	121.9	38.504	2:11.758
2	47.553	197.3	47.345	116.9	38.369	2:13.267	9	46.807	212.6	46.713	120.0	38.327	2:11.847
3	46.445	211.3	47.081	94.2	55.604	2:29.130	10	46.623	212.6	46.773	121.6	51.624	2:25.020
4	1:35.084	94.5	1:09.275	69.5	54.817	3:39.176	11	16:00.451	109.0	1:08.470	69.9	1:01.313	18:10.234
5	1:19.321	137.5	1:04.823	74.0	1:01.629	3:25.773	12	46.851	207.1	47.381	118.2	38.466	2:12.698
6	46.847	211.3	47.224	120.6	38.692	2:12.763	13	46.620	213.9	46.800	117.3	38.690	2:12.110
7	46.549	201.1	47.433	118.1	38.423	2:12.405							



Weather/Track: Sun 21° / Dry 44°

Circuit Length - 4.770 kilometres  
Circuito da Boavista  
Porto

# 2009 FIA World Touring Car Championship

## Race 2 - Sector Analysis Report

Lap S1 Time S1 Spd S2 Time S2 Spd S3 Time S3 Spd Lap Time Pit Lap S1 Time S1 Spd S2 Time S2 Spd S3 Time S3 Spd Lap Time Pit

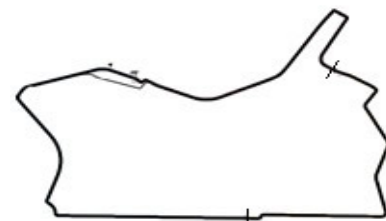
6 PRIAULX				GBR BMW 320si							
1	52.428	202.3	47.361 117.7	39.055	2:18.844	8	46.865 207.1	46.519 118.9	38.274	2:11.658	
2	47.097	206.3	47.031 114.7	38.548	2:12.676	9	46.951 207.1	46.640 119.8	38.246	2:11.837	
3	47.763	207.1	46.325 112.0	54.606	2:28.694	10	47.049 207.1	46.568 119.3	54.714	2:28.331	
4	1:35.791	88.3	1:08.733 78.2	54.657	3:39.181	11	15:59.187	82.9	1:07.556 67.7	1:00.248	18:06.991
5	1:19.767	116.3	1:04.718 76.8	1:00.376	3:24.861	12	46.993 207.1	47.264 120.0	38.478	2:12.735	
6	47.299	206.7	46.956 120.6	38.620	2:12.875	13	46.747 207.1	46.571 122.0	38.254	2:11.572	
7	46.988	206.7	47.177 116.7	38.467	2:12.632						

7 MULLER				GER BMW 320si							
1	53.044	204.3	47.121 120.6	39.123	2:19.288	8	47.057 206.7	46.401 122.4	38.247	2:11.705	
2	47.027	204.7	47.012 118.5	38.681	2:12.720	9	46.823 206.7	46.741 124.1	38.227	2:11.791	
3	47.667	207.1	46.433 110.1	54.709	2:28.809	10	47.011 207.5	46.491 120.6	57.009	2:30.511	
4	1:36.224	92.8	1:08.708 81.3	54.375	3:39.307	11	15:57.466	102.7	1:07.269 80.0	1:00.351	18:05.086
5	1:21.124	99.6	1:03.505 75.0	1:00.005	3:24.634	12	46.901 207.1	46.916 118.8	38.659	2:12.476	
6	47.261	206.7	46.919 120.2	38.556	2:12.736	13	46.686 207.5	46.532 122.1	38.375	2:11.593	
7	46.941	205.9	47.255 117.6	38.516	2:12.712						

8 FARFUS				BRA BMW 320si							
1	48.694	205.9	46.695 123.6	38.516	2:13.905	8	46.839 206.3	46.207 124.7	37.999	2:11.045	
2	47.227	205.9	46.491 123.7	38.176	2:11.894	9	46.852 205.9	46.363 125.0	37.978	2:11.193	
3	47.001	205.9	46.513 115.4	53.232	2:26.746	10	46.920 206.3	46.377 123.3	47.691	2:20.988	
4	1:35.743	100.8	1:10.080 85.0	54.637	3:40.460	11	16:04.246	102.2	1:10.511 73.7	1:02.928	18:17.685
5	1:16.936	153.0	1:08.286 88.5	1:02.830	3:28.052	12	47.010 206.3	46.500 123.3	38.074	2:11.584	
6	46.978	205.9	46.499 122.4	38.163	2:11.640	13	46.819 206.7	46.448 128.9	38.274	2:11.541	
7	46.947	205.5	46.352 126.6	38.272	2:11.571						

9 ZANARDI				ITA BMW 320si							
1	54.121	208.8	47.227 118.6	39.230	2:20.578	8	46.890 209.6	46.802 119.5	38.353	2:12.045	
2	47.050	209.2	47.123 117.3	38.577	2:12.750	9	46.768 210.0	46.783 119.1	38.568	2:12.119	
3	47.523	210.4	47.611 101.7	54.694	2:29.828	10	46.750 210.0	46.787 118.9	58.940	2:32.477	
4	1:38.463	90.9	1:06.562 74.1	54.928	3:39.953	11	15:58.615	100.8	1:04.591 61.1	59.275	18:02.481
5	1:22.673	79.4	1:01.434 76.2	58.851	3:22.958	12	47.866 209.6	46.829 121.9	38.531	2:13.226	
6	47.112	209.6	46.812 116.3	38.875	2:12.799	13	46.707 210.9	46.768 120.4	38.693	2:12.168	
7	46.679	209.6	47.102 119.1	38.725	2:12.506						

11 HUFF				GBR Chevrolet Cruze							
1	51.343	208.3	47.483 116.9	39.019	2:17.845	8	46.650 213.9	46.669 120.9	38.410	2:11.729	
2	46.823	210.4	47.360 120.6	38.407	2:12.590	9	46.687 212.6	46.793 122.6	38.422	2:11.902	
3	46.968	211.7	46.857 97.7	54.965	2:28.790	10	46.584 213.4	46.691 120.4	53.558	2:26.833	
4	1:35.798	96.4	1:08.866 79.1	54.815	3:39.479	11	15:59.186	112.2	1:08.321 77.5	1:00.645	18:08.152
5	1:19.576	117.0	1:04.285 80.3	1:01.210	3:25.071	12	46.892 210.9	47.149 119.4	38.566	2:12.607	
6	47.172	212.1	47.104 116.8	38.702	2:12.978	13	46.780 213.0	46.693 117.2	38.501	2:11.974	
7	46.636	211.3	47.444 115.0	38.493	2:12.573						



Weather/Track: Sun 21° /Dry 44°

Circuit Length - 4.770 kilometres  
Circuito da Boavista  
Porto

# 2009 FIA World Touring Car Championship

## Race 2 - Sector Analysis Report

Lap S1 Time S1 Spd S2 Time S2 Spd S3 Time S3 Spd Lap Time Pit Lap S1 Time S1 Spd S2 Time S2 Spd S3 Time S3 Spd Lap Time Pit

### 12 MENU

SUI

Chevrolet Cruze

1	56.685	191.5	48.249	117.6	39.297	2:24.231	6	47.147	203.9	48.551	124.4	38.491	2:14.189
2	47.065	207.1	47.061	126.9	38.704	2:12.830	7	46.876	204.7	46.963	120.6	38.647	2:12.486
3	47.673	210.4	49.531	97.9	55.983	2:33.187	8	47.059	208.8	46.653	122.1	38.434	2:12.146
4	1:39.036	72.0	1:04.246	76.0	56.329	3:39.611	9	46.891	210.4	46.853	118.4	38.520	2:12.264
5	1:22.571	82.2	1:00.670	81.3	56.175	3:19.416							

### 14 LARINI

ITA

Chevrolet Cruze

1	50.949	202.3	47.402	119.3	38.870	2:17.221	4	1:39.156		1:03.895	79.7	55.761	3:38.812
2	47.066	206.3	47.257	120.8	38.361	2:12.684	5	1:23.255	72.8	1:02.717	77.3	1:05.180	3:31.152 Pit
3	1:03.338	196.6	52.027	93.6	49.951	2:45.316							

### 19 LADYGIN

RUS

LADA 110

1	58.197	192.2	50.171	116.0	40.036	2:28.404	8	47.777	192.9	47.910	117.6	39.430	2:15.117
2	47.612	207.9	47.803	120.6	39.158	2:14.573	9	47.610	206.7	47.206	122.8	38.842	2:13.658
3	49.442	190.5	51.882	94.0	49.566	2:30.890	10	47.743	207.5	1:08.096	89.0		16:57.878
4	1:39.489	74.0	1:03.790	80.0	55.362	3:38.641	11	1:26.313	84.9	1:01.491	68.3	57.666	3:25.470
5	1:23.580	80.3	59.287	83.5	57.317	3:20.184	12	47.867	200.0	55.554	116.0	49.066	2:32.487 Pit
6	47.755	206.7	47.490	119.3	39.163	2:14.408							
7	47.846	196.6	48.111	112.9	39.269	2:15.226							

### 21 CORONEL

NED

SEAT Leon

I

1	56.513	179.6	48.093	118.8	39.024	2:23.630	8	47.666	177.5	47.371	126.8	38.487	2:13.524
2	47.271	209.2	46.890	124.6	38.395	2:12.556	9	47.502	207.9	46.928	127.4	38.396	2:12.826
3	48.067	208.8	49.203	95.6	54.269	2:31.539	10	47.637	208.3	1:12.777	99.2	1:03.331	3:03.745
4	1:39.902	72.0	1:05.037	81.4	56.532	3:41.471	11	15:25.105	126.8	1:03.984	67.3	58.271	17:27.360
5	1:21.831	77.4	1:01.468	84.9	56.319	3:19.618	12	47.434	209.6	47.152	126.9	38.831	2:13.417
6	47.467	209.2	47.936	123.1	38.396	2:13.799	13	47.765	207.5	48.062	107.8	39.427	2:15.254
7	47.416	208.3	46.987	121.5	38.452	2:12.855							

### 22 BOARDMAN

GBR

SEAT Leon

I

1	57.308	194.0	49.391	118.1	39.541	2:26.240							
2	47.748	210.0	47.586	120.8	39.306	2:14.640							


### 23 PORTEIRO

ESP

BMW 320si

I

1	54.755	203.1	47.497	121.3	39.242	2:21.494	8	47.130	206.3	46.778	125.6	38.346	2:12.254
2	47.189	205.5	47.014	122.6	38.886	2:13.089	9	47.117	207.1	46.682	125.7	38.616	2:12.415
3	47.927	206.3	48.398	100.2	54.269	2:30.594	10	47.139	206.7	49.015	126.0	56.471	2:32.625
4	1:38.413	83.3	1:05.783	75.2	57.599	3:41.795	11	15:57.948	89.3	1:04.628	56.2	58.949	18:01.525
5	1:20.347	85.2	1:01.319	85.6	58.286	3:19.952	12	47.509	207.1	47.113	122.8	38.618	2:13.240
6	47.330	205.9	46.710	123.6	38.845	2:12.885	13	47.064	206.7	47.809	102.8	44.209	2:19.082
7	47.024	205.9	46.861	122.6	38.741	2:12.626							



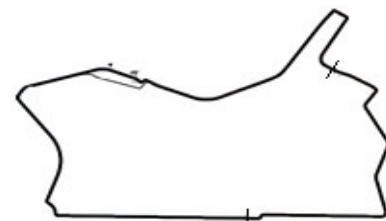
Weather/Track: Sun 21° / Dry 44°

Circuit Length - 4.770 kilometres  
Circuito da Boavista  
Porto

# 2009 FIA World Touring Car Championship

## Race 2 - Sector Analysis Report

Lap	S1 Time	S1 Spd	S2 Time	S2 Spd	S3 Time	S3 Spd	Lap Time	Pit	Lap	S1 Time	S1 Spd	S2 Time	S2 Spd	S3 Time	S3 Spd	Lap Time	Pit
<b>25 ENGSTLER GER BMW 320si I</b>																	
1	56.247	190.8	47.206	116.8	39.297		2:22.750		8	47.305	208.3	46.539	125.6	38.449		2:12.293	
2	47.059	199.2	46.892	115.8	38.995		2:12.946		9	47.119	207.5	46.528	125.4	38.638		2:12.285	
3	47.597	207.9	48.357	95.5	54.616		2:30.570		10	47.227	208.3	51.088	119.0	53.701		2:32.016	
4	1:39.085	81.4	1:05.646	86.3	56.946		3:41.677		11	16:00.011	100.5	1:04.052	59.7	58.886		18:02.949	
5	1:21.619	92.8	1:01.013	81.1	57.266		3:19.898		12	47.040	207.1	46.806	117.2	38.741		2:12.587	
6	47.376	207.1	46.477	126.0	38.869		2:12.722		13	47.161	207.9	46.563	121.5	38.667		2:12.391	
7	46.898	207.1	46.664	122.1	38.859		2:12.421										
<b>26 POULSEN DEN BMW 320si I</b>																	
1	55.127	202.7	47.805	115.3	39.033		2:21.965		8	47.746	205.9	46.890	124.1	38.397		2:13.033	
2	47.566	205.9	46.844	117.2	38.672		2:13.082		9	47.532	204.3	47.066	122.0	38.407		2:13.005	
3	48.184	191.2	49.027	93.5	54.567		2:31.778		10	47.643	205.9	1:10.699	97.9	1:02.768		3:01.110	
4	1:39.211	76.1	1:05.715	87.4	56.816		3:41.742		11	15:27.808	117.3	1:03.704	68.3	58.197		17:29.709	
5	1:21.671	81.3	1:00.882	75.2	57.121		3:19.674		12	48.522	175.4	1:09.109	108.1	42.862		2:40.493	
6	47.884	204.3	49.463	124.3	38.448		2:15.795		13	50.988	169.2	52.070	107.6	45.089		2:28.147	
7	47.574	206.3	46.818	122.0	38.109		2:12.501										
<b>27 D'ASTE ITA BMW 320si I</b>																	
1	53.355	200.7	47.504	122.1	39.287		2:20.146		8	46.920	207.1	46.368	121.9	38.543		2:11.831	
2	47.303	206.3	46.724	122.3	38.575		2:12.602		9	46.830	206.3	46.547	119.1	38.306		2:11.683	
3	47.548	207.5	47.326	111.0	54.422		2:29.296		10	46.903	206.3	46.570	123.6	57.890		2:31.363	
4	1:37.137	93.8	1:07.469	76.7	54.433		3:39.039		11	15:57.905	80.5	1:06.369	72.6	59.843		18:04.117	
5	1:21.527	99.9	1:03.640	88.8	59.303		3:24.470		12	47.020	205.5	46.803	120.9	38.782		2:12.605	
6	47.185	207.1	46.747	121.0	38.733		2:12.665		13	46.931	206.7	46.666	121.5	38.624		2:12.221	
7	47.058	206.7	46.830	120.8	38.806		2:12.694										
<b>30 BENNANI MAR SEAT Leon I</b>																	
1	56.908	190.5	48.790	114.4	39.481		2:25.179										
2	47.442	210.4	47.218	122.8	39.061		2:13.721										
<b>35 PUYO ESP SEAT Leon I</b>																	
1	58.172	180.6	49.595	113.3	39.933		2:27.700		8	47.954	205.1	47.322	122.1	39.366		2:14.642	
2	47.914	206.3	47.343	119.8	39.451		2:14.708		9	47.946	203.1	47.657	120.2	39.230		2:14.833	
3	49.828	203.1	51.346	93.2	49.613		2:30.787		10	47.857	202.3	1:07.042	93.7	1:00.376		2:55.275	
4	1:38.842	76.0	1:03.831	85.1	55.852		3:38.525		11	15:27.791	118.5	1:02.761	69.8	57.811		17:28.363	
5	1:23.043	83.0	59.931	80.2	55.804		3:18.778		12	47.999	201.1	47.736	121.0	39.405		2:15.140	
6	48.095	199.2	48.307	117.7	39.261		2:15.663		13	47.709	203.5	48.405	115.2	40.928		2:17.042	
7	48.231	205.9	47.043	120.4	39.280		2:14.554										



Weather/Track: Sun 21°/Dry 44°

Circuit Length - 4.770 kilometres  
Circuito da Boavista  
Porto

# 2009 FIA World Touring Car Championship


## Race 2 - Sector Analysis Report

Lap S1 Time S1 Spd S2 Time S2 Spd S3 Time S3 Spd Lap Time Pit Lap S1 Time S1 Spd S2 Time S2 Spd S3 Time S3 Spd Lap Time Pit

36 THOMPSON						GBR		LADA Priora					
1	57.732	187.4	49.632	114.2	39.701	2:27.065	8	47.978	206.7	47.797	120.1	39.422	2:15.197
2	47.974	204.7	47.516	120.8	39.360	2:14.850	9	48.811	205.5	48.040	122.4	39.552	2:16.403
3	49.919	203.1	50.593	90.3	49.035	2:29.547	10	48.332	204.7	1:07.627	82.8		16:57.818
4	1:38.837	72.5	1:04.027	76.7	56.410	3:39.274	11	1:25.125	93.2	1:01.311	72.8	57.389	3:23.825
5	1:22.427	83.2	1:00.756	83.3	55.942	3:19.125	12	48.453	203.9	52.143	116.2	39.801	2:20.397
6	48.418	205.1	48.103	118.1	39.398	2:15.919	13	48.405	203.9	47.906	121.2	39.402	2:15.713
7	48.960	206.7	47.900	117.6	39.275	2:16.135							



Weather/Track: Sun 21° /Dry 44°



Circuit Length - 4.770 kilometres  
Circuito da Boavista  
Porto

## 2009 FIA World Touring Car Championship Race 2 - Best Sector Speeds Report

SECTOR 1				SECTOR 2				SECTOR 3	
POS	NO	NAME	SPEED	LAP	NO	NAME	SPEED	LAP	NO SPEED TRAP AVAILABLE
1	4	GENE	215.7	3	8	FARFUS	128.9	13	
2	1	MULLER	214.8	3	21	CORONEL	127.4	9	
3	3	RYDELL	214.8	13	12	MENU	126.9	2	
4	5	MONTEIRO	214.3	8	23	PORTEIRO	126.0	10	
5	11	HUFF	213.9	8	25	ENGSTLER	126.0	6	
6	9	ZANARDI	210.9	13	26	POULSEN	124.3	6	
7	12	MENU	210.4	3	7	MULLER	124.1	9	
8	30	BENNANI	210.4	2	1	MULLER	124.0	7	
9	22	BOARDMAN	210.0	2	3	RYDELL	123.8	7	
10	21	CORONEL	209.6	12	27	D'ASTE	123.6	10	
11	25	ENGSTLER	208.3	8	4	GENE	122.8	1	
12	19	LADYGIN	207.9	2	19	LADYGIN	122.8	9	
13	7	MULLER	207.5	10	30	BENNANI	122.8	2	
14	27	D'ASTE	207.5	3	11	HUFF	122.6	9	
15	6	PRIAULX	207.1	3	36	THOMPSON	122.4	9	
16	23	PORTEIRO	207.1	9	35	PUYO	122.1	8	
17	8	FARFUS	206.7	13	6	PRIAULX	122.0	13	
18	36	THOMPSON	206.7	7	5	MONTEIRO	121.9	8	
19	14	LARINI	206.3	2	9	ZANARDI	121.9	12	
20	26	POULSEN	206.3	7	14	LARINI	120.8	2	
21	35	PUYO	206.3	2	22	BOARDMAN	120.8	2	
22	2	TARQUINI	201.9	1	2	TARQUINI	118.0	2	



Weather/Track: Sun 21° / Dry 44°

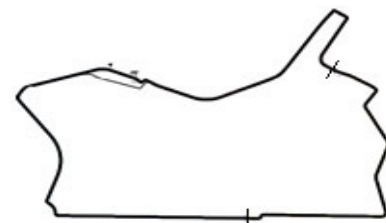


Circuit Length - 4.770 kilometres  
Circuito da Boavista  
Porto

## 2009 FIA World Touring Car Championship Race 2 - Best Sector Times Report

POS	NO	SECTOR 1		SECTOR 2		SECTOR 3		IDEAL/BEST LAP COMPARISON							
		TIME	LAP NO	TIME	LAP NO	TIME	LAP NO	IDEAL	BEST	LAP	DIFF				
1	5	46.445	3	8	46.207	8	8	37.978	9	8	FARFUS	2:11.004	2:11.045	8	+ 0.041
2	3	46.456	7	3	46.269	7	4	38.088	2	1	MULLER	2:11.171	2:11.306	8	+ 0.135
3	4	46.456	3	6	46.325	3	26	38.109	7	3	RYDELL	2:11.179	2:11.179	7	+ 0.000
4	1	46.510	3	1	46.334	8	7	38.227	9	4	GENE	2:11.192	2:11.444	8	+ 0.252
5	2	46.555	2	27	46.368	8	6	38.246	9	7	MULLER	2:11.314	2:11.593	13	+ 0.279
6	11	46.584	10	7	46.401	8	27	38.306	9	6	PRIAULX	2:11.318	2:11.572	13	+ 0.254
7	9	46.679	7	25	46.477	6	1	38.327	8	5	MONTEIRO	2:11.447	2:11.758	8	+ 0.311
8	7	46.686	13	4	46.648	2	5	38.327	9	27	D'ASTE	2:11.504	2:11.683	9	+ 0.179
9	6	46.747	13	12	46.653	8	23	38.346	8	11	HUFF	2:11.660	2:11.729	8	+ 0.069
10	8	46.819	13	11	46.669	8	9	38.353	8	9	ZANARDI	2:11.800	2:12.045	8	+ 0.245
11	27	46.830	9	5	46.675	8	14	38.361	2	25	ENGSTLER	2:11.824	2:12.285	9	+ 0.461
12	12	46.876	7	23	46.682	9	21	38.395	2	12	MENU	2:11.963	2:12.146	8	+ 0.183
13	25	46.898	7	9	46.768	13	11	38.407	2	23	PORTEIRO	2:12.052	2:12.254	8	+ 0.202
14	23	47.024	7	26	46.818	7	12	38.434	8	26	POULSEN	2:12.459	2:12.501	7	+ 0.042
15	14	47.066	2	21	46.890	2	25	38.449	8	21	CORONEL	2:12.556	2:12.556	2	+ 0.000
16	21	47.271	2	35	47.043	7	3	38.454	7	2	TARQUINI	2:12.651	2:12.651	2	+ 0.000
17	30	47.442	2	19	47.206	9	2	38.597	2	14	LARINI	2:12.684	2:12.684	2	+ 0.000
18	26	47.532	9	30	47.218	2	19	38.842	9	19	LADYGIN	2:13.658	2:13.658	9	+ 0.000
19	19	47.610	9	14	47.257	2	30	39.061	2	30	BENNANI	2:13.721	2:13.721	2	+ 0.000
20	35	47.709	13	2	47.499	2	35	39.230	9	35	PUYO	2:13.982	2:14.554	7	+ 0.572
21	22	47.748	2	36	47.516	2	36	39.275	7	22	BOARDMAN	2:14.640	2:14.640	2	+ 0.000
22	36	47.974	2	22	47.586	2	22	39.306	2	36	THOMPSON	2:14.765	2:14.850	2	+ 0.085

'Perfect Lap' - 2:10.630



Weather/Track: Sun 21°/Dry 44°

Circuit Length - 4.770 kilometres  
Circuito da Boavista  
Porto

## 2009 FIA World Touring Car Championship

### RACE 2 - LAP CHART

Lap 1			Lap 2			Lap 3			Lap 4			Lap 5		
No	Behind	Laptime	No	Behind	Laptime	No	Behind	Laptime	No	Behind	Laptime	No	Behind	Laptime
8		2:13.905	8		2:11.894	8		2:26.746	8		3:40.460	8		3:28.052
3	1.024	2:14.929	3	1.212	2:12.082	3	1.534	2:27.068	3	1.076	3:40.002	3	0.951	3:27.927
4	1.801	2:15.706	4	2.090	2:12.183	4	2.754	2:27.410	4	2.296	3:40.002	4	1.359	3:27.115
5	2.188	2:16.093	1	2.930	2:12.005	1	4.090	2:27.906	1	3.612	3:39.982	1	1.814	3:26.254
1	2.819	2:16.724	5	3.561	2:13.267	5	5.945	2:29.130	5	4.661	3:39.176	5	2.382	3:25.773
14	3.316	2:17.221	14	4.106	2:12.684	11	6.680	2:28.790	11	5.699	3:39.479	11	2.718	3:25.071
11	3.940	2:17.845	11	4.636	2:12.590	6	7.669	2:28.694	6	6.390	3:39.181	6	3.199	3:24.861
2	4.487	2:18.392	2	5.244	2:12.651	7	8.272	2:28.809	7	7.119	3:39.307	7	3.701	3:24.634
6	4.939	2:18.844	6	5.721	2:12.676	27	9.499	2:29.296	27	8.078	3:39.039	27	4.496	3:24.470
7	5.383	2:19.288	7	6.209	2:12.720	9	10.611	2:29.828	9	10.104	3:39.953	9	5.010	3:22.958
27	6.241	2:20.146	27	6.949	2:12.602	23	12.632	2:30.594	23	13.967	3:41.795	23	5.867	3:19.952
9	6.673	2:20.578	9	7.529	2:12.750	25	13.721	2:30.570	25	14.938	3:41.677	25	6.784	3:19.898
23	7.589	2:21.494	23	8.784	2:13.089	26	14.280	2:31.778	26	15.562	3:41.742	26	7.184	3:19.674
26	8.060	2:21.965	26	9.248	2:13.082	21	15.180	2:31.539	21	16.191	3:41.471	21	7.757	3:19.618
25	8.845	2:22.750	25	9.897	2:12.946	12	17.703	2:33.187	12	16.854	3:39.611	12	8.218	3:19.416
21	9.725	2:23.630	21	10.387	2:12.556	36	18.917	2:29.547	36	17.731	3:39.274	36	8.804	3:19.125
12	10.326	2:24.231	12	11.262	2:12.830	35	20.650	2:30.787	35	18.715	3:38.525	35	9.441	3:18.778
30	11.274	2:25.179	30	13.101	2:13.721	19	21.322	2:30.890	19	19.503	3:38.641	19	11.635	3:20.184
22	12.335	2:26.240	22	15.081	2:14.640	14	22.676	2:45.316	14	21.028	3:38.812	14	24.128	3:31.152P
36	13.160	2:27.065	36	16.116	2:14.850									
35	13.795	2:27.700	35	16.609	2:14.708									
19	14.499	2:28.404	19	17.178	2:14.573									

Subject to Technical Scrutineering.  
Weather/Track: Sun 21°/Dry 44°



## 2009 FIA World Touring Car Championship RACE 2 - LAP CHART

(contd.)

Lap 6			Lap 7			Lap 8			Lap 9			Lap 10		
No	Behind	Laptime	No	Behind	Laptime	No	Behind	Laptime	No	Behind	Laptime	No	Behind	Laptime
8		2:11.640	8		2:11.571	8		2:11.045	8		2:11.193	8		2:20.988
3	1.706	2:12.395	3	1.314	2:11.179	3	1.983	2:11.714	3	2.159	2:11.369	1	1.442	2:18.526
4	2.235	2:12.516	1	3.061	2:11.783	1	3.322	2:11.306	1	3.904	2:11.775	3	6.951	2:25.780
1	2.849	2:12.675	4	3.648	2:12.984	4	4.047	2:11.444	4	4.660	2:11.806	4	8.268	2:24.596
5	3.505	2:12.763	5	4.339	2:12.405	5	5.052	2:11.758	5	5.706	2:11.847	5	9.738	2:25.020
11	4.056	2:12.978	11	5.058	2:12.573	11	5.742	2:11.729	11	6.451	2:11.902	11	12.296	2:26.833
6	4.434	2:12.875	6	5.495	2:12.632	6	6.108	2:11.658	6	6.752	2:11.837	6	14.095	2:28.331
7	4.797	2:12.736	7	5.938	2:12.712	7	6.598	2:11.705	7	7.196	2:11.791	7	16.719	2:30.511
27	5.521	2:12.665	27	6.644	2:12.694	27	7.430	2:11.831	27	7.920	2:11.683	27	18.295	2:31.363
9	6.169	2:12.799	9	7.104	2:12.506	9	8.104	2:12.045	9	9.030	2:12.119	9	20.519	2:32.477
23	7.112	2:12.885	23	8.167	2:12.626	23	9.376	2:12.254	23	10.598	2:12.415	23	22.235	2:32.625
25	7.866	2:12.722	25	8.716	2:12.421	25	9.964	2:12.293	25	11.056	2:12.285	25	22.084	2:32.016
21	9.916	2:13.799	21	11.200	2:12.855	12	12.783	2:12.146	12	13.854	2:12.264	26	56.191	3:01.110
12	10.767	2:14.189	12	11.682	2:12.486	21	13.679	2:13.524	21	15.312	2:12.826	21	58.069	3:03.745
26	11.339	2:15.795	26	12.269	2:12.501	26	14.257	2:13.033	26	16.069	2:13.005	35	57.971	2:55.275
36	13.083	2:15.919	35	16.447	2:14.554	35	20.044	2:14.642	35	23.684	2:14.833	1915:01.48516:57.878		
35	13.464	2:15.663	36	17.647	2:16.135	36	21.799	2:15.197	19	24.595	2:13.658	3615:03.83916:57.818		
19	14.403	2:14.408	19	18.058	2:15.226	19	22.130	2:15.117	36	27.009	2:16.403			

Subject to Technical Scrutineering.  
Weather/Track: Sun 21°/Dry 44°

**2009 FIA World Touring Car Championship**  
**RACE 2 - LAP CHART**

(contd.)

Lap 11			Lap 12			Lap 13			Lap 14			Lap 15		
No	Behind	Laptime	No	Behind	Laptime	No	Behind	Laptime	No	Behind	Laptime	No	Behind	Laptime
8		18:17.685	8		2:11.584	8		2:11.541						
1	0.622	18:16.865	1	1.090	2:12.052	1	2.295	2:12.746						
3	1.278	18:12.012	3	2.129	2:12.435	3	2.810	2:12.222						
4	1.894	18:11.311	4	2.538	2:12.228	4	3.385	2:12.388						
5	2.287	18:10.234	5	3.401	2:12.698	5	3.970	2:12.110						
11	2.763	18:08.152	11	3.786	2:12.607	11	4.219	2:11.974						
6	3.401	18:06.991	6	4.552	2:12.735	6	4.583	2:11.572						
7	4.120	18:05.086	7	5.012	2:12.476	7	5.064	2:11.593						
27	4.727	18:04.117	27	5.748	2:12.605	27	6.428	2:12.221						
9	5.315	18:02.481	9	6.957	2:13.226	9	7.584	2:12.168						
23	6.075	18:01.525	23	7.731	2:13.240	25	9.201	2:12.391						
25	7.348	18:02.949	25	8.351	2:12.587	21	13.290	2:15.254						
21	7.744	17:27.360	21	9.577	2:13.417	23	15.272	2:19.082						
26	8.215	17:29.709	35	12.205	2:15.140	35	17.706	2:17.042						
35	8.649	17:28.363	36	18.792	2:20.397	36	22.964	2:15.713						
19	9.270	3:25.470	19	30.173	2:32.487P	26	53.730	2:28.147						
36	9.979	3:23.825	26	37.124	2:40.493									

Subject to Technical Scrutineering.  
Weather/Track: Sun 21°/Dry 44°

Circuito da Boavista  
Circuit Length = 4.7700 km.  
Start: 16:50 End: 17:37