



# **WTCC**

## **FIA World Touring Car Championship**

*Rounds 5 & 6*  
Monza, Italy  
21 - 23 May 2010



Timing and Results by MST Systems Ltd

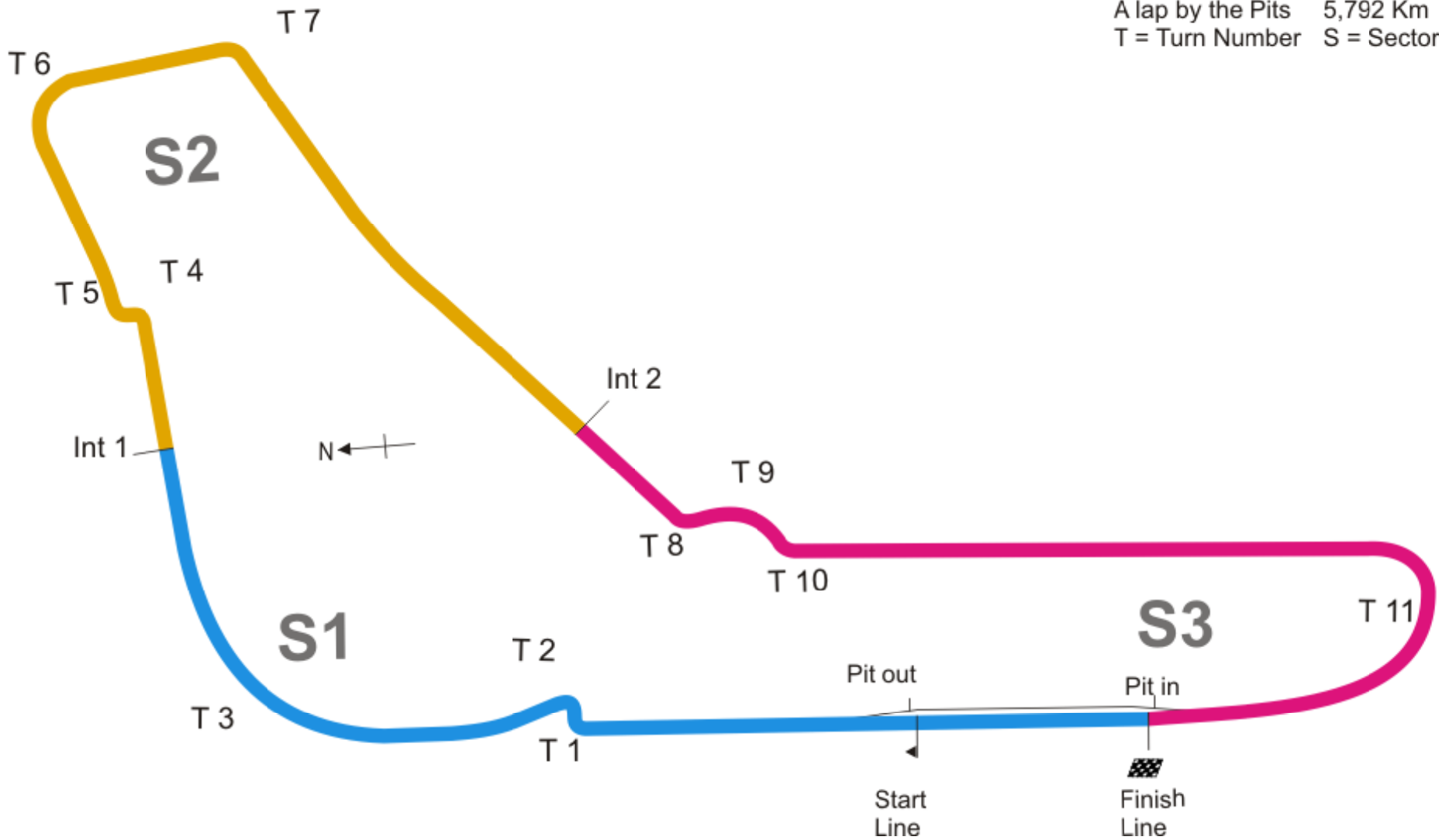
[www.fiawtcc.com](http://www.fiawtcc.com)

[www.mstworld.com](http://www.mstworld.com)



Monza, Italy  
22 - 23 May 2010

—▲	Start Line
▣	Finish "Line"
Start Line Offset	0,309 m
Int 1 = @	2,055 Km
Int 2 = @	3,727 Km
Circuit Centerline	5,793 Km
Pit in @	5,707 Km
Pit out @	0,332 Km
Pit in to Pit out	0,418 Km
A lap by the Pits	5,792 Km
T = Turn Number	S = Sector



**2010 FIA World Touring Car Championship  
TESTING**

POS	NO	CLS	DRIVER	NAT	CAR	TIME	LAPS	GAP	KPH
1	10		Augusto FARFUS	BRA	BMW 320si	2:01.491	12		171.65
2	6		Yvan MULLER	FRA	Chevrolet Cruze	2:01.831	10	0.340	171.17
3	2		Tom CORONEL	NED	SEAT Leon TDI	2:01.992	10	0.501	170.95
4	1		Gabriele TARQUINI	ITA	SEAT Leon TDI	2:02.041	10	0.550	170.88
5	7		Robert HUFF	GBR	Chevrolet Cruze	2:02.152	10	0.661	170.72
6	8		Alain MENU	SUI	Chevrolet Cruze	2:02.223	9	0.732	170.62
7	4		Jordi GENE	ESP	SEAT Leon TDI	2:02.364	10	0.873	170.43
8	17		Michel NYKJAER	DEN	SEAT Leon TDI	2:02.667	10	1.176	170.01
9	26	I	Stefano D'ASTE	ITA	BMW 320si	2:03.200	11	1.709	169.27
10	5		Norbert MICHELISZ	HUN	SEAT Leon TDI	2:03.435	11	1.944	168.95
11	21	I	Mehdi BENNANI	MAR	BMW 320si	2:03.451	10	1.960	168.93
12	19	I	Harry VAULKHARD	GBR	Chevrolet Lacetti	2:03.619	11	2.128	168.70
13	34		Leonel PERNIA	ARG	Chevrolet Cruze	2:03.664	9	2.173	168.64
14	20	I	Darryl O'YOUNG	HKG	Chevrolet Lacetti	2:03.856	11	2.365	168.37
15	3		Tiago MONTEIRO	POR	SEAT Leon TDI	2:03.990	9	2.499	168.19
16	24	I	Kristian POULSEN	DEN	BMW 320si	2:03.994	12	2.503	168.19
17	15	I	Franz ENGSTLER	GER	BMW 320si	2:04.148	11	2.657	167.98
18	16	I	Andrei ROMANOV	RUS	BMW 320si	2:04.900	11	3.409	166.97
19	33	I	Fabio FABIANI	ITA	BMW 320si	2:11.176	8	9.685	158.98
20	18		Fredy BARTH	SUI	SEAT Leon TDI	6:12.602	3	4:11.111	55.97
21	11		Andy PRIAULX	GBR	BMW 320si	12:49.171	2	10:47.680	27.11

Monza

Circuit Length = 5.7930 km.

Start: 15:30 End: 16:00

Weather/Track: Sun 26c/Dry 47c

Race Director:	Steward:	Timekeeper:	Issued at:
----------------	----------	-------------	------------

# 2010 FIA World Touring Car Championship Testing - Sector Analysis Report

Lap S1 Time S1 Spd S2 Time S2 Spd S3 Time S3 Spd Lap Time Pit Lap S1 Time S1 Spd S2 Time S2 Spd S3 Time S3 Spd Lap Time Pit

1 TARQUINI					ITA		SEAT Leon TDI								
1	11:01.836	200.3	44.089	216.8	54.393	12:40.318 Pit	7	3:34.089	221.3	42.486	228.3	42.652	206.8	4:59.227	
2	8:06.505	219.0	42.640	225.4	42.923	206.5	9:32.068	8	38.658	223.6	41.637	228.8	42.028	206.8	2:02.323
3	38.878	221.7	41.622	227.3	42.004	206.1	2:02.504	9	38.692	224.5	41.299	231.2	42.594	204.5	2:02.585
4	38.567	225.0	41.299	230.7	42.532	208.0	2:02.398	10	38.633	225.9	41.425	230.7	41.983	206.5	2:02.041
5	38.529	225.0	42.672	221.7	42.880	206.5	2:04.081								
6	38.588	224.5	44.575	202.2	53.152		2:16.315 Pit								


2 CORONEL					NED		SEAT Leon TDI								
1	11:04.017	217.3	42.984	225.4	55.621	12:42.622 Pit	7	39.038	224.0	43.083	228.8	50.587		2:12.708 Pit	
2	4:10.007	223.1	42.713	225.9	42.644	206.5	5:35.364	8	3:19.169	225.9	42.122	230.2	48.342	206.1	4:49.633
3	39.032	223.6	42.495	227.8	42.443	207.2	2:03.970	9	38.662	225.4	41.524	232.2	41.806	208.0	2:01.992
4	39.007	225.4	42.267	230.7	51.687		2:12.961 Pit	10	38.965	226.4	41.686	213.8	51.345		2:11.996 Pit
5	4:28.557	223.1	42.462	228.3	42.527	204.9	5:53.546								
6	39.073	222.6	41.932	226.8	42.407	204.9	2:03.412								

3 MONTEIRO					POR		SEAT Leon TDI								
1	11:09.857	180.9	45.783	193.5	47.978	203.3	12:43.618	6	39.009	220.4	42.466	227.8	42.515	205.3	2:03.990
2	43.866	174.7	45.021	188.4	47.147	206.8	2:16.034	7	39.387	221.7	42.896	219.9	48.813		2:11.096 Pit
3	44.507	174.4	43.638	197.4	44.367	206.1	2:12.512	8	8:51.209	219.0	40.500	224.0	43.118	204.1	10:14.827
4	39.232	222.6	41.853	228.8	51.922		2:13.007 Pit	9	40.665	215.1	42.271	227.3	43.642	204.5	2:06.578
5	2:53.748	219.9	42.384	227.3	42.731	206.1	4:18.863								

4 GENE					ESP		SEAT Leon TDI								
1	11:08.400	206.5	45.304	212.1	55.838	12:49.542 Pit	7	39.203	219.5	41.344	227.3	41.817	207.6	2:02.364	
2	2:53.106	221.7	42.392	226.4	42.510	206.1	4:18.008	8	39.651	221.3	41.655	226.4	42.315	205.3	2:03.621
3	39.110	223.1	42.265	211.3	43.360	207.2	2:04.735	9	39.089	221.3	41.353	228.8	42.175	205.3	2:02.617
4	38.875	224.0	41.555	229.2	42.233	206.1	2:02.663	10	45.739	197.8	43.031	201.8	1:14.564		2:43.334 Pit
5	40.215	201.1	45.151	147.7	1:00.227		2:25.593 Pit								
6	7:53.260	197.8	44.260	224.5	43.099	205.3	9:20.619								

5 MICHELISZ					HUN		SEAT Leon TDI								
1	11:12.674	210.9	44.877	202.6	45.420	205.3	12:42.971	7	39.169	220.8	41.893	225.9	42.373	203.3	2:03.435
2	39.944	221.7	43.848	208.0	43.668	206.5	2:07.460	8	39.412	221.7	44.663	191.8	54.194		2:18.269 Pit
3	39.399	226.4	42.214	206.1	46.335	204.5	2:07.948	9	7:22.629	216.4	42.875	222.2	42.914	203.3	8:48.418
4	39.608	222.2	42.156	226.8	42.578	204.5	2:04.342	10	39.500	220.8	41.986	224.5	42.684	202.6	2:04.170
5	39.219	222.2	41.916	225.9	42.422	204.1	2:03.557	11	39.363	221.3	41.875	226.4	42.595	203.3	2:03.833
6	39.319	221.7	42.299	228.3	43.925	204.1	2:05.543								

6 MULLER					FRA		Chevrolet Cruze								
1	11:14.278	212.5	43.938	202.2	46.409	206.1	12:44.625	7	39.319	217.3	41.924	224.5	54.967		2:16.210 Pit
2	39.195	219.5	42.129	223.1	46.280	206.1	2:07.604	8	4:39.016	213.0	42.990	222.6	43.820	204.9	6:05.826
3	42.878	216.8	42.564	224.5	53.104		2:18.546 Pit	9	38.893	219.0	41.029	225.9	41.909	204.5	2:01.831
4	6:46.367	197.4	44.513	182.4	45.056	204.5	8:15.936	10	39.167	219.0	40.973	225.9	41.915	204.1	2:02.055
5	39.076	217.7	41.546	224.5	42.262	203.7	2:02.884								
6	39.389	217.7	41.309	225.4	42.119	204.5	2:02.817								




Weather/Track: Sun 26c/Dry 47c  
Car 24 - No working transponder

Circuit Length - 5.793 kilometres  
Monza

# 2010 FIA World Touring Car Championship

## Testing - Sector Analysis Report

Lap	S1 Time	S1 Spd	S2 Time	S2 Spd	S3 Time	S3 Spd	Lap Time	Pit	Lap	S1 Time	S1 Spd	S2 Time	S2 Spd	S3 Time	S3 Spd	Lap Time	Pit
<b>7 HUFF GBR Chevrolet Cruze</b>																	
1	11:15.224	219.9	43.910	211.7	46.375	207.2	12:45.509		7	39.037	220.8	41.315	228.3	41.880	207.2	2:02.232	
2	39.107	220.4	41.550	226.8	42.873	204.9	2:03.530		8	39.749	219.5	41.482	227.3	50.852		2:12.083	Pit
3	39.409	217.7	41.731	224.5	42.414	204.5	2:03.554		9	4:49.716	218.1	46.548	225.9	42.877	207.2	6:19.141	
4	39.332	217.7	41.628	225.0	51.810		2:12.770	Pit	10	39.001	218.6	41.347	226.4	42.289	204.5	2:02.637	
5	5:10.111	218.6	41.882	226.8	42.218	206.5	6:34.211										
6	38.917	220.4	41.210	227.8	42.025	206.5	2:02.152										
<b>8 MENU SUI Chevrolet Cruze</b>																	
1	11:16.655	217.3	43.967	214.7	47.501	206.5	12:48.123		6	38.995	219.0	41.134	226.4	42.094	205.3	2:02.223	
2	39.152	220.8	41.592	227.8	42.426	207.6	2:03.170		7	39.041	218.6	41.304	225.9	42.232	205.3	2:02.577	
3	39.603	221.3	41.579	229.7	42.852	205.7	2:04.034		8	40.328	218.1	42.336	225.4	51.547		2:14.211	Pit
4	39.247	220.4	41.609	227.8	53.495		2:14.351	Pit	9	8:05.662	219.0	41.314	226.4	42.103	205.3	9:29.079	
5	5:24.520	217.3	43.112	224.5	43.477	205.7	6:51.109										
<b>10 FARFUS BRA BMW 320si</b>																	
1	11:16.971	208.8	45.474	225.4	43.543	208.8	12:45.988		8	39.000	221.3	41.937	224.0	41.915	205.7	2:02.852	
2	40.034	204.1	41.929	225.9	42.679	208.8	2:04.642		9	39.102	218.6	41.326	224.5	49.132		2:09.560	Pit
3	38.925	220.8	41.939	224.5	42.271	205.7	2:03.135		10	4:17.465	211.7	43.428	213.4	42.789	206.8	5:43.682	
4	39.019	220.8	41.520	226.8	42.407	204.1	2:02.946		11	38.716	222.2	41.188	228.3	41.587	206.5	2:01.491	
5	39.130	218.6	41.385	224.0	49.860		2:10.375	Pit	12	42.068	212.1	45.253	224.0	41.805	206.1	2:09.126	
6	3:05.890	217.7	42.280	223.6	42.607	205.7	4:30.777										
7	38.875	220.4	41.192	226.4	41.701	206.5	2:01.768										
<b>11 PRIAULX GBR BMW 320si</b>																	
1	11:17.779	201.8	46.746	218.6	44.646	208.0	12:49.171										
2	44.469	146.1	1:06.778	77.2	1:46.153		3:37.400	Pit									
<b>15 ENGSTLER GER BMW 320si I</b>																	
1	12:14.135		43.821	219.9	52.950		13:50.906	Pit	7	41.977		42.707	224.0	51.183		2:15.867	Pit
2	3:11.061		42.864	221.7	43.086	204.5	4:37.011		8	4:30.765	215.5	43.141	200.0	46.719	206.1	6:00.625	
3	39.630		42.028	223.6	42.787	204.5	2:04.445		9	39.676		42.090	225.4	42.762	204.9	2:04.528	
4	39.476		41.921	224.0	42.751	204.9	2:04.148		10	39.518		45.126	227.3	42.458	205.7	2:07.102	
5	39.578		44.074	218.6	43.032	203.3	2:06.684		11	41.416	192.1	42.567	225.9	42.669	204.5	2:06.652	
6	39.630		42.163	224.5	42.834	204.5	2:04.627										
<b>16 ROMANOV RUS BMW 320si I</b>																	
1	12:14.665	208.0	44.111	222.2	44.170	202.2	13:42.946		7	40.150	218.6	44.042	220.4	50.208		2:14.400	Pit
2	40.135	215.5	44.026	217.3	44.127	202.6	2:08.288		8	6:59.069	206.5	43.241	201.8	44.741	204.1	8:27.051	
3	40.271	216.4	43.093	219.0	44.039	203.7	2:07.403		9	44.189	218.6	43.025	223.6	43.297	204.5	2:10.511	
4	40.240	218.1	46.545	215.5	43.710	203.3	2:10.495		10	39.884	218.6	43.245	223.1	43.172	203.0	2:06.301	
5	39.818	218.6	42.676	222.6	43.725	202.6	2:06.219		11	39.786	219.5	42.127	225.0	42.987	204.5	2:04.900	
6	39.920	218.6	42.777	221.3	43.289	203.0	2:05.986										




Weather/Track: Sun 26c/Dry 47c  
Car 24 - No working transponder

Circuit Length - 5.793 kilometres  
Monza

# 2010 FIA World Touring Car Championship Testing - Sector Analysis Report

Lap	S1 Time	S1 Spd	S2 Time	S2 Spd	S3 Time	S3 Spd	Lap Time	Pit	Lap	S1 Time	S1 Spd	S2 Time	S2 Spd	S3 Time	S3 Spd	Lap Time	Pit
<b>17 NYKJAER DEN SEAT Leon TDI</b>																	
1	11:09.391	212.5	45.104	218.6	57.740		12:52.235	Pit	7	40.110	221.7	42.482	225.4	55.110		2:17.702	Pit
2	3:40.651	221.7	42.527	227.8	42.511	206.1	5:05.689		8	3:32.141	223.1	42.892	228.8	42.741	206.8	4:57.774	
3	39.185	220.8	41.722	227.3	51.611		2:12.518	Pit	9	38.698	223.1	41.773	229.7	42.196	205.7	2:02.667	
4	4:13.758	221.7	42.368	222.6	42.620	206.5	5:38.746		10	38.896	223.6	42.009	226.8	42.521	204.1	2:03.426	
5	39.337	222.6	41.643	228.3	42.539	205.7	2:03.519										
6	38.981	221.3	41.791	228.8	42.759	205.3	2:03.531										
<b>18 BARTH SUI SEAT Leon TDI</b>																	
1	12:18.777	117.0	1:03.543	131.5	1:05.177		14:27.497	Pit	3	43.355	211.3	42.271	226.8	48.912		2:14.538	Pit
2	4:47.541	220.4	42.332	224.5	42.729	204.9	6:12.602										
<b>19 VAULKHARD GBR Chevrolet Lacetti I</b>																	
1	11:27.762	204.1	46.552	219.5	55.869		13:10.183	Pit	7	39.884	218.1	43.644	224.0	53.341		2:16.869	Pit
2	3:40.567	214.2	44.888	215.5	43.794	205.3	5:09.249		8	5:04.446	216.8	42.476	225.9	42.773	204.9	6:29.695	
3	39.687	219.5	43.062	226.4	43.152	204.9	2:05.901		9	39.708	218.1	43.325	227.8	42.934	206.1	2:05.967	
4	39.111	220.8	42.311	225.4	42.806	205.3	2:04.228		10	39.210	219.9	41.997	229.7	42.412	206.1	2:03.619	
5	40.869	218.1	42.318	226.4	42.912	204.5	2:06.099		11	40.749	219.0	41.959	228.8	43.079	204.9	2:05.787	
6	39.321	218.6	41.893	227.8	42.932	205.3	2:04.146										
<b>20 O'YOUNG HKG Chevrolet Lacetti I</b>																	
1	11:31.934	192.1	45.413	212.1	58.384		13:15.731	Pit	7	5:07.619	218.6	43.507	220.8	43.037	204.1	6:34.163	
2	3:33.210	206.8	43.468	219.0	43.427	203.3	5:00.105		8	39.426	221.3	42.019	224.0	42.510	205.3	2:03.955	
3	39.826	219.0	42.579	222.2	42.698	205.3	2:05.103		9	39.652	220.8	41.973	224.5	46.190	204.9	2:07.815	
4	39.704	222.2	42.135	224.0	42.511	205.3	2:04.350		10	39.499		41.952	225.4	42.405	202.2	2:03.856	
5	39.355	220.8	42.119	224.0	42.656	204.1	2:04.130		11	39.680	222.2	41.952	225.9	42.310	204.5	2:03.942	
6	40.097	223.1	42.781	226.8	53.036		2:15.914	Pit									
<b>21 BENNANI MAR BMW 320si I</b>																	
1	11:42.390	217.3	42.684	222.6	43.448	203.7	13:08.522		7	39.415	219.0	41.708	224.5	42.362	204.1	2:03.485	
2	40.005	219.0	42.525	222.2	43.149	202.6	2:05.679		8	39.525	219.0	41.761	225.0	42.299	204.9	2:03.585	
3	39.346	219.5	42.753	222.6	42.643	203.7	2:04.742		9	39.216	218.6	41.643	225.0	42.592	204.9	2:03.451	
4	39.372	219.5	42.280	224.0	42.527	203.7	2:04.179		10	39.344	218.1	41.889	224.5	42.499	203.7	2:03.732	
5	39.419	219.5	42.175	223.6	49.681		2:11.275	Pit									
6	3:34.097	217.3	42.446	224.0	42.531	203.3	4:59.074										
<b>24 POULSEN DEN BMW 320si I</b>																	
1							12:50.665		8							2:03.994	
2							2:07.513		9							2:04.894	
3							2:06.071		10							2:04.857	
4							2:05.167		11							2:04.925	
5							2:15.613	Pit	12							2:14.927	Pit
6							4:51.190										
7							2:05.712										



Weather/Track: Sun 26c/Dry 47c  
Car 24 - No working transponder

Circuit Length - 5.793 kilometres  
Monza

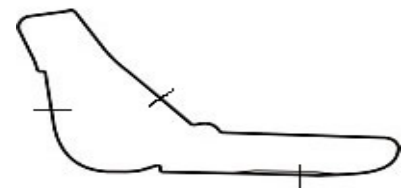
## 2010 FIA World Touring Car Championship Testing - Sector Analysis Report

*Lap S1 Time S1 Spd S2 Time S2 Spd S3 Time S3 Spd Lap Time Pit Lap S1 Time S1 Spd S2 Time S2 Spd S3 Time S3 Spd Lap Time Pit*

<b>26 D'ASTE</b>				<b>ITA</b>				<b>BMW 320si</b>				<b>I</b>					
1	11:19.837	209.3	45.302	223.1	50.695	12:55.834	<i>Pit</i>	7	39.561	218.1	41.492	224.5	42.497	204.5	2:03.550		
2	2:48.194	218.6	42.119	224.0	42.999	203.7	4:13.312	8	39.018	220.4	41.952	222.2	42.230	204.1	2:03.200		
3	39.590	219.9	42.006	225.9	42.655	204.9	2:04.251	9	39.595	216.8	41.752	222.6	42.376	203.0	2:03.723		
4	39.200	221.3	42.050	225.4	42.537	204.1	2:03.787	10	39.646	216.8	41.921	222.2	42.579	202.2	2:04.146		
5	39.905	219.5	42.179	223.6	51.921		2:14.005	<i>Pit</i>	11	39.650	216.4	42.016	221.3	54.458		2:16.124	<i>Pit</i>
6	5:25.018	161.1	44.254	208.8	47.675	204.9	6:56.947										

<b>33 FABIANI</b>				<b>ITA</b>				<b>BMW 320si</b>				<b>I</b>					
1	21:32.889	174.1	51.530	197.4	49.524	197.8	23:13.943	6	41.253	213.0	44.871	217.3	45.052	200.3	2:11.176		
2	44.029	211.7	46.717	218.6	53.577		2:24.323	<i>Pit</i>	7	41.980	213.0	45.140	218.6	45.043	198.8	2:12.163	
3	3:09.237	210.9	45.914	216.0	45.478	199.6	4:40.629	8	41.609	211.7	45.045	219.0	45.033	200.0	2:11.687		
4	41.846	211.3	45.093	217.3	46.978	199.2	2:13.917										
5	41.550	213.8	46.349	216.8	44.986	201.1	2:12.885										

<b>34 PERNIA</b>				<b>ARG</b>				<b>Chevrolet Cruze</b>				<b>I</b>					
1	11:44.438	192.5	47.304	200.0	52.985	13:24.727	<i>Pit</i>	6	39.862	216.8	42.319	223.1	42.865	202.2	2:05.046		
2	4:18.784	181.8	43.845	223.6	43.564	202.2	5:46.193	7	39.574	216.4	44.899	225.9	49.463		2:13.936	<i>Pit</i>	
3	40.089	198.8	44.426	225.4	42.869	203.7	2:07.384	8	7:35.643	209.7	45.145	206.1	43.482	202.6	9:04.270		
4	39.694	218.6	42.473	225.4	42.838	202.6	2:05.005	9	39.513	216.0	41.884	223.1	42.267	202.6	2:03.664		
5	39.887	216.0	42.623	225.4	47.795	201.8	2:10.305										




Weather/Track: Sun 26c/Dry 47c  
Car 24 - No working transponder

Circuit Length - 5.793 kilometres  
Monza

## 2010 FIA World Touring Car Championship Testing - Best Sector Speeds Report

SECTOR 1				SECTOR 2				SECTOR 3				
POS	NO	NAME	SPEED	LAP	NO	NAME	SPEED	LAP	NO	NAME	SPEED	LAP
1	2	CORONEL	226.4	10	2	CORONEL	232.2	9	10	FARFUS	208.8	1
2	5	MICHELISZ	226.4	3	1	TARQUINI	231.2	9	1	TARQUINI	208.0	4
3	1	TARQUINI	225.9	10	8	MENU	229.7	3	2	CORONEL	208.0	9
4	4	GENE	224.0	4	17	NYKJAER	229.7	9	11	PRIAULX	208.0	1
5	17	NYKJAER	223.6	10	19	VAULKHARD	229.7	10	4	GENE	207.6	7
6	20	O'YOUNG	223.1	6	4	GENE	229.2	4	8	MENU	207.6	2
7	3	MONTEIRO	222.6	4	3	MONTEIRO	228.8	4	7	HUFF	207.2	1
8	10	FARFUS	222.2	11	5	MICHELISZ	228.3	6	3	MONTEIRO	206.8	2
9	8	MENU	221.3	3	7	HUFF	228.3	7	17	NYKJAER	206.8	8
10	26	D'ASTE	221.3	4	10	FARFUS	228.3	11	5	MICHELISZ	206.5	2
11	7	HUFF	220.8	7	15	ENGSTLER	227.3	10	6	MULLER	206.1	1
12	19	VAULKHARD	220.8	4	18	BARTH	226.8	3	15	ENGSTLER	206.1	8
13	18	BARTH	220.4	2	20	O'YOUNG	226.8	6	19	VAULKHARD	206.1	9
14	6	MULLER	219.5	2	6	MULLER	225.9	9	20	O'YOUNG	205.3	3
15	16	ROMANOV	219.5	11	26	D'ASTE	225.9	3	18	BARTH	204.9	2
16	21	BENNANI	219.5	3	34	PERNIA	225.9	7	21	BENNANI	204.9	8
17	34	PERNIA	218.6	4	16	ROMANOV	225.0	11	26	D'ASTE	204.9	3
18	15	ENGSTLER	215.5	8	21	BENNANI	225.0	8	16	ROMANOV	204.5	9
19	33	FABIANI	213.8	5	33	FABIANI	219.0	8	34	PERNIA	203.7	3
20	11	PRIAULX	201.8	1	11	PRIAULX	218.6	1	33	FABIANI	201.1	5



Circuit Length - 5.793 kilometres  
Monza


Weather/Track: Sun 26c/Dry 47c  
Car 24 - No working transponder



## 2010 FIA World Touring Car Championship Testing - Best Sector Times Report

POS	SECTOR 1			SECTOR 2			SECTOR 3			NO	NAME	IDEAL/BEST LAP COMPARISON			DIFF
	NO	TIME	LAP	NO	TIME	LAP	NO	TIME	LAP			IDEAL	BEST	LAP	
1	1	38.529	5	3	40.500	8	10	41.587	11	10	FARFUS	2:01.491	2:01.491	11	+ 0.000
2	2	38.662	9	6	40.973	10	2	41.806	9	6	MULLER	2:01.775	2:01.831	9	+ 0.056
3	17	38.698	9	8	41.134	6	4	41.817	7	1	TARQUINI	2:01.811	2:02.041	10	+ 0.230
4	10	38.716	11	10	41.188	11	7	41.880	7	2	CORONEL	2:01.992	2:01.992	9	+ 0.000
5	4	38.875	4	7	41.210	6	6	41.909	9	7	HUFF	2:02.007	2:02.152	6	+ 0.145
6	6	38.893	9	1	41.299	4	1	41.983	10	3	MONTEIRO	2:02.024	2:03.990	6	+ 1.966
7	7	38.917	6	4	41.344	7	8	42.094	6	4	GENE	2:02.036	2:02.364	7	+ 0.328
8	8	38.995	6	26	41.492	7	17	42.196	9	8	MENU	2:02.223	2:02.223	6	+ 0.000
9	3	39.009	6	2	41.524	9	26	42.230	8	17	NYKJAER	2:02.537	2:02.667	9	+ 0.130
10	26	39.018	8	17	41.643	5	34	42.267	9	26	D'ASTE	2:02.740	2:03.200	8	+ 0.460
11	19	39.111	4	21	41.643	9	21	42.299	8	21	BENNANI	2:03.158	2:03.451	9	+ 0.293
12	5	39.169	7	5	41.875	11	20	42.310	11	19	VAULKHARD	2:03.416	2:03.619	10	+ 0.203
13	21	39.216	9	34	41.884	9	5	42.373	7	5	MICHELISZ	2:03.417	2:03.435	7	+ 0.018
14	20	39.355	5	19	41.893	6	19	42.412	10	20	O'YOUNG	2:03.617	2:03.856	10	+ 0.239
15	15	39.476	4	15	41.921	4	15	42.458	10	34	PERNIA	2:03.664	2:03.664	9	+ 0.000
16	34	39.513	9	20	41.952	10	3	42.515	6	15	ENGSTLER	2:03.855	2:04.148	4	+ 0.293
17	16	39.786	11	16	42.127	11	18	42.729	2	16	ROMANOV	2:04.900	2:04.900	11	+ 0.000
18	33	41.253	6	18	42.271	3	16	42.987	11	18	BARTH	2:08.355	2:14.538	3	+ 6.183
19	18	43.355	3	33	44.871	6	11	44.646	1	33	FABIANI	2:11.110	2:11.176	6	+ 0.066
20	11	44.469	2	11	46.746	1	33	44.986	5	11	PRIAULX	2:15.861	3:37.400	2	+ 81.53

'Perfect Lap' - 2:00.616



Circuit Length - 5.793 kilometres  
Monza

Weather/Track: Sun 26c/Dry 47c  
Car 24 - No working transponder

**2010 FIA World Touring Car Championship**  
**FREE PRACTICE 1**

POS	NO	CLS	DRIVER	NAT	CAR	TIME	LAPS	GAP	KPH
1	1		<b>Gabriele TARQUINI</b>	<b>ITA</b>	SEAT Leon TDI	2:01.047	10		172.28
2	11		<b>Andy PRIAULX</b>	<b>GBR</b>	BMW 320si	2:01.293	14	0.246	171.93
3	4		<b>Jordi GENE</b>	<b>ESP</b>	SEAT Leon TDI	2:01.325	9	0.278	171.89
4	7		<b>Robert HUFF</b>	<b>GBR</b>	Chevrolet Cruze	2:01.480	10	0.433	171.67
5	6		<b>Yvan MULLER</b>	<b>FRA</b>	Chevrolet Cruze	2:01.614	9	0.567	171.48
6	10		<b>Augusto FARFUS</b>	<b>BRA</b>	BMW 320si	2:01.706	12	0.659	171.35
7	3		<b>Tiago MONTEIRO</b>	<b>POR</b>	SEAT Leon TDI	2:01.707	13	0.660	171.35
8	17		<b>Michel NYKJAER</b>	<b>DEN</b>	SEAT Leon TDI	2:01.755	10	0.708	171.28
9	2		<b>Tom CORONEL</b>	<b>NED</b>	SEAT Leon TDI	2:01.844	12	0.797	171.16
10	5		<b>Norbert MICHELISZ</b>	<b>HUN</b>	SEAT Leon TDI	2:01.868	13	0.821	171.12
11	15	I	<b>Franz ENGSTLER</b>	<b>GER</b>	BMW 320si	2:01.921	12	0.874	171.05
12	18		<b>Fredy BARTH</b>	<b>SUI</b>	SEAT Leon TDI	2:01.980	12	0.933	170.96
13	24	I	<b>Kristian POULSEN</b>	<b>DEN</b>	BMW 320si	2:02.020	12	0.973	170.91
14	8		<b>Alain MENU</b>	<b>SUI</b>	Chevrolet Cruze	2:02.038	10	0.991	170.88
15	21	I	<b>Mehdi BENNANI</b>	<b>MAR</b>	BMW 320si	2:02.559	13	1.512	170.16
16	34		<b>Leonel PERNIA</b>	<b>ARG</b>	Chevrolet Cruze	2:02.701	10	1.654	169.96
17	20	I	<b>Darryl O'YOUNG</b>	<b>HKG</b>	Chevrolet Lacetti	2:02.750	10	1.703	169.89
18	25	I	<b>Sergio HERNANDEZ</b>	<b>ESP</b>	BMW 320si	2:03.084	11	2.037	169.43
19	19	I	<b>Harry VAULKHARD</b>	<b>GBR</b>	Chevrolet Lacetti	2:03.551	11	2.504	168.79
20	16	I	<b>Andrei ROMANOV</b>	<b>RUS</b>	BMW 320si	2:04.529	13	3.482	167.46
21	33	I	<b>Fabio FABIANI</b>	<b>ITA</b>	BMW 320si	2:06.991	13	5.944	164.22
22	26	I	<b>Stefano D'ASTE</b>	<b>ITA</b>	BMW 320si	12:55.483	1	10:54.436	26.89

Monza

For Media Information Purposes - No Regulatory Value.

Circuit Length = 5.7930 km.

Weather/Track: Sun 21c/Dry 24c. Cars 24, 3, 2, 25 - one lap time disallowed.

Start: 09:00 End: 09:30

Race Director:	Steward:	Timekeeper:	Issued at:
----------------	----------	-------------	------------

# 2010 FIA World Touring Car Championship

## Free Practice 1 - Sector Analysis Report

Lap S1 Time S1 Spd S2 Time S2 Spd S3 Time S3 Spd Lap Time Pit Lap S1 Time S1 Spd S2 Time S2 Spd S3 Time S3 Spd Lap Time Pit


1 TARQUINI						ITA		SEAT Leon TDI							
1	11:00.617	183.3	45.085	192.1	46.177	204.9	12:31.879	7	5:18.669	221.7	42.279	227.3	43.085	206.8	6:44.033
2	45.244	186.8	43.343	203.0	58.396		2:26.983 Pit	8	45.848	212.5	42.672	227.3	42.903	208.0	2:11.423
3	5:53.688	221.7	42.164	228.3	42.479	206.8	7:18.331	9	38.359	223.1	41.202	228.8	41.486	206.8	2:01.047
4	47.533	215.5	42.804	227.3	42.255	206.5	2:12.592	10	38.338	224.0	41.316	229.7	41.513	206.8	2:01.167
5	38.527	222.6	41.142	228.8	41.655	207.2	2:01.324								
6	46.847	209.7	41.948	219.9	53.361		2:22.156 Pit								

2 CORONEL						NED		SEAT Leon TDI							
1	11:02.626	198.5	44.536	170.0	47.163	207.2	12:34.325	8	5:14.085	221.7	41.907	227.8	42.053	206.1	6:38.045
2	39.640	221.7	41.659	229.7	43.690	207.6	2:04.989	9	38.899	222.2	41.514	228.3	41.797	205.7	2:02.210
3	39.065	223.6	41.459	231.7	41.909	207.2	2:02.433	10	38.679	223.6	41.044	227.8	41.795	206.1	2:01.518
4	39.230	223.1	41.863	228.8	42.219	208.0	2:03.312	11	38.758	223.6	44.728	200.0	44.021	208.8	2:07.507
5	38.823	225.0	41.373	229.7	41.785	206.5	2:01.981	12	39.094	225.0	41.326	219.9	53.032		2:13.452 Pit
6	38.647	225.9	41.442	230.2	41.755	206.5	2:01.844								
7	39.027	221.3	41.392	228.8	51.311		2:11.730 Pit								

3 MONTEIRO						POR		SEAT Leon TDI							
1	11:01.492	184.3	45.239	198.5	45.996	206.8	12:32.727	8	38.720	222.6	41.559	228.3	41.860	204.9	2:02.139
2	39.587	221.3	41.686	227.3	42.007	205.7	2:03.280	9	40.075	222.2	38.967	230.2	43.904	206.1	2:02.946
3	39.517	221.7	41.439	228.3	41.989	204.9	2:02.945	10	38.573	224.0	41.350	228.8	41.938	206.1	2:01.861
4	39.183	221.3	41.647	226.8	44.267	207.2	2:05.097	11	38.772	214.7	49.690	138.6	53.180	206.1	2:21.642
5	38.770	225.4	41.261	230.7	41.844	207.2	2:01.875	12	38.697	222.6	44.295	175.0	45.483	207.2	2:08.475
6	38.774	224.5	43.012	232.2	53.080		2:14.866 Pit	13	38.449	225.0	41.246	231.7	42.012	206.5	2:01.707
7	4:47.835	221.3	42.077	227.3	42.628	205.7	6:12.540								

4 GENE						ESP		SEAT Leon TDI							
1	11:10.298	183.0	47.993	164.6	49.131	206.8	12:47.422	6	42.977	189.4	43.619	190.8	1:01.768		2:28.364 Pit
2	40.450	220.8	45.209	160.0	1:00.147		2:25.806 Pit	7	7:48.402		42.787	226.4	42.130	205.3	9:13.319
3	5:29.788		43.149	216.8	43.010	204.9	6:55.947	8	38.527	224.5	41.338	228.8	41.777	205.7	2:01.642
4	39.032		41.428	226.8	41.639	205.3	2:02.099	9	38.537	225.0	41.112	230.2	41.676	206.1	2:01.325
5	38.798		41.165	226.8	41.719	204.5	2:01.682								

5 MICHELISZ						HUN		SEAT Leon TDI							
1	11:11.447	184.6	43.984	226.4	44.862	204.9	12:40.293	8	39.514	206.8	43.251	216.0	53.242		2:16.007 Pit
2	39.996	223.1	42.050	227.3	42.552	205.3	2:04.598	9	4:31.259	222.6	42.011	226.8	41.999	204.1	5:55.269
3	40.384	223.6	43.292	220.4	41.887	207.6	2:05.563	10	38.857	223.6	41.367	228.8	41.878	204.5	2:02.102
4	39.240	225.9	41.705	230.7	42.498	204.5	2:03.443	11	38.860	223.1	41.526	226.8	41.928	204.5	2:02.314
5	39.263	224.5	41.418	228.3	42.070	205.3	2:02.751	12	38.853	222.2	41.625	229.2	41.786	205.3	2:02.264
6	39.736	224.5	41.631	228.8	41.922	205.3	2:03.289	13	38.767	224.0	41.401	228.3	41.700	204.9	2:01.868
7	39.069	221.3	41.800	228.8	41.907	204.1	2:02.776								



Weather/Track: Sun 21c/Dry 24c

Circuit Length - 5.793 kilometres  
Monza

# 2010 FIA World Touring Car Championship

## Free Practice 1 - Sector Analysis Report

Lap S1 Time S1 Spd S2 Time S2 Spd S3 Time S3 Spd Lap Time Pit Lap S1 Time S1 Spd S2 Time S2 Spd S3 Time S3 Spd Lap Time Pit


6 MULLER						FRA		Chevrolet Cruze							
1	11:12.809	197.8	45.252	196.3	44.731	205.3	12:42.792	6	38.837	220.8	41.010	228.3	41.767	205.7	2:01.614
2	39.488	219.9	41.112	228.3	41.699	207.6	2:02.299	7	40.476	220.8	41.514	223.6	53.688		2:15.678 Pit
3	39.125	218.6	41.030	225.9	41.996	204.5	2:02.151	8	6:39.570	212.5	44.680	195.6	47.280	206.1	8:11.530
4	40.369	212.5	42.552	220.4	55.455		2:18.376 Pit	9	39.660	197.8	41.603	230.2	42.005	207.6	2:03.268
5	5:16.269	180.9	43.714	216.4	45.648	206.5	6:45.631								

7 HUFF						GBR		Chevrolet Cruze							
1	11:13.498	209.7	45.050	209.3	45.338	206.5	12:43.886	7	38.860	220.8	41.042	228.3	41.578	206.5	2:01.480
2	39.444	221.3	41.163	228.8	41.706	206.8	2:02.313	8	39.592	205.7	43.195	224.0	52.542		2:15.329 Pit
3	39.503	222.6	41.219	226.8	41.697	206.5	2:02.419	9	4:41.466	219.9	42.423	214.7	46.735	207.2	6:10.624
4	39.382	199.6	42.788	226.4	56.874		2:19.044 Pit	10	38.860	220.4	40.983	228.3	41.907	205.7	2:01.750
5	5:13.174	206.1	42.971	223.1	45.186	204.5	6:41.331								
6	39.155	218.1	41.087	224.5	44.270	208.0	2:04.512								

8 MENU						SUI		Chevrolet Cruze							
1	11:15.137	214.2	44.104	223.1	45.737	206.1	12:44.978	7	39.111	219.0	41.081	225.0	41.953	203.7	2:02.145
2	39.479	220.8	41.161	228.3	41.974	205.3	2:02.614	8	39.900	198.8	43.016	224.5	50.640		2:13.556 Pit
3	39.305	221.3	40.984	227.8	41.767	205.7	2:02.056	9	4:42.599	216.8	43.344	199.6	45.317	204.1	6:11.260
4	39.549	216.4	44.118	210.1	56.168		2:19.835 Pit	10	39.053	218.1	41.229	224.5	42.495	203.0	2:02.777
5	5:12.416	218.6	42.814	225.4	45.208	205.7	6:40.438								
6	39.117	219.5	41.034	226.4	41.887	203.3	2:02.038								

10 FARFUS						BRA		BMW 320si							
1	11:21.961	183.0	45.649	186.2	48.447	207.2	12:56.057	8	39.325	218.6	41.284	224.5	41.658	205.7	2:02.267
2	39.549	219.5	41.176	225.0	41.726	206.1	2:02.451	9	38.992	219.9	41.169	225.4	42.132	204.9	2:02.293
3	39.402	219.5	41.849	224.5	41.712	205.7	2:02.963	10	39.045	218.6	41.487	224.0	48.324		2:08.856 Pit
4	39.122	219.9	41.101	226.4	41.526	206.1	2:01.749	11	2:57.189	213.4	43.033	224.5	42.080	204.9	4:22.302
5	38.914	219.9	41.044	225.9	41.748	164.1	2:01.706	12	39.099	218.6	41.349	224.5	41.773	205.3	2:02.221
6	41.010	217.7	41.229	223.1	48.864		2:11.103 Pit								
7	4:01.009	216.8	41.482	223.6	41.968	204.1	5:24.459								

11 PRIAULX						GBR		BMW 320si							
1	11:18.773	194.5	43.191	202.2	46.427	207.2	12:48.391	9	39.042	220.8	41.115	227.3	41.544	204.9	2:01.701
2	39.880	224.0	41.351	227.3	41.468	207.6	2:02.699	10	40.921	190.8	41.938	228.3	41.943	206.8	2:04.802
3	39.189	221.7	41.178	229.7	41.296	209.3	2:01.663	11	38.872	221.3	41.120	228.3	41.570	206.8	2:01.562
4	38.943	221.7	41.142	229.7	42.109	188.1	2:02.194	12	38.804	219.5	41.294	225.4	41.649	205.7	2:01.747
5	39.718	222.2	40.873	228.8	41.341	208.8	2:01.932	13	38.810	220.8	41.014	225.4	41.469	206.1	2:01.293
6	38.901	219.9	40.941	225.9	41.771	194.2	2:01.613	14	38.736	220.4	41.443	225.9	52.378		2:12.557 Pit
7	39.409	219.5	41.114	225.9	47.930		2:08.453 Pit								
8	3:16.980	219.0	41.667	226.4	42.980	206.5	4:41.627								




Weather/Track: Sun 21c/Dry 24c

Circuit Length - 5.793 kilometres  
Monza

# 2010 FIA World Touring Car Championship

## Free Practice 1 - Sector Analysis Report

Lap	S1 Time	S1 Spd	S2 Time	S2 Spd	S3 Time	S3 Spd	Lap Time	Pit	Lap	S1 Time	S1 Spd	S2 Time	S2 Spd	S3 Time	S3 Spd	Lap Time	Pit
<b>15 ENGSTLER GER BMW 320si I</b>																	
1	11:25.912		45.245	223.1	46.937	205.7	12:58.094		8	39.148		41.366	225.0	42.475	208.0	2:02.989	
2	39.607		42.316	227.8	42.229	206.5	2:04.152		9	41.287		42.097	229.2	42.084	206.8	2:05.468	
3	39.138		41.431	226.4	42.054	205.3	2:02.623		10	38.985		42.052	225.0	43.820	206.1	2:04.857	
4	40.998		42.038	227.3	41.893	206.5	2:04.929		11	39.122		53.481	152.9	48.599	206.8	2:21.202	
5	39.120	221.7	41.554	227.8	41.847	207.2	2:02.521		12	38.809		41.278	229.7	41.834	207.6	2:01.921	
6	39.127		41.698	227.8	51.403		2:12.228	Pit									
7	4:58.354		42.213	224.0	42.471	205.7	6:23.038										
<b>16 ROMANOV RUS BMW 320si I</b>																	
1	11:26.980	203.0	44.689	224.5	47.748	203.7	12:59.417		8	41.227	208.0	43.429	219.0	52.899		2:17.555	Pit
2	40.210	219.5	42.759	223.6	42.865	203.3	2:05.834		9	3:51.335	217.7	42.727	223.1	43.135	205.3	5:17.197	
3	40.179	218.1	41.914	223.1	42.599	203.3	2:04.692		10	39.473	216.4	47.002	195.6	44.042	204.5	2:10.517	
4	41.093	219.5	41.814	224.0	42.561	204.9	2:05.468		11	39.541	220.8	42.610	219.9	43.288	204.1	2:05.439	
5	39.922	220.4	44.033	219.9	42.888	203.0	2:06.843		12	39.786	217.7	42.009	223.6	43.166	201.4	2:04.961	
6	39.675	219.0	42.020	223.1	42.834	203.0	2:04.529		13	44.722	212.5	45.345	207.6	53.615		2:23.682	Pit
7	41.172	216.4	42.530	219.9	42.823	202.2	2:06.525										
<b>17 NYKJAER DEN SEAT Leon TDI</b>																	
1	11:07.703	221.7	43.006	224.0	45.077	208.0	12:35.786		7	7:29.783	223.6	41.457	229.7	41.838	207.6	8:53.078	
2	39.457	225.4	41.268	231.2	41.729	208.0	2:02.454		8	38.704	223.1	41.334	227.3	41.717	206.5	2:01.755	
3	39.207	223.1	41.722	229.2	41.506	207.2	2:02.435		9	38.752	223.1	41.544	227.8	41.553	206.1	2:01.849	
4	39.077	223.6	41.043	229.7	42.617	206.5	2:02.737		10	46.987	125.5	59.658	133.6	1:06.569		2:53.214	Pit
5	39.061	224.0	41.244	228.3	41.641	206.1	2:01.946										
6	38.957	223.1	41.533	226.8	53.448		2:13.938	Pit									
<b>18 BARTH SUI SEAT Leon TDI</b>																	
1	11:08.739	223.1	42.007	230.2	53.498		12:44.244	Pit	8	4:14.047	223.6	41.611	230.2	42.403	207.6	5:38.061	
2	2:16.681	219.5	41.945	226.4	42.251	204.9	3:40.877		9	38.714	226.4	44.104	149.1	45.510	206.1	2:08.328	
3	39.688	221.7	41.655	227.3	42.009	206.1	2:03.352		10	38.822	225.9	41.296	232.2	41.862	206.8	2:01.980	
4	39.493	223.1	41.328	227.8	42.026	205.3	2:02.847		11	39.485	226.8	41.442	231.2	41.754	208.8	2:02.681	
5	39.007	224.5	41.277	230.2	41.957	205.7	2:02.241		12	38.867	225.4	41.458	231.2	45.446	167.4	2:05.771	
6	38.899	224.0	41.533	229.2	41.826	206.5	2:02.258										
7	38.974	224.0	41.432	229.7	50.391		2:10.797	Pit									
<b>19 VAULKHARD GBR Chevrolet Lacetti I</b>																	
1	11:31.820	187.5	47.679	169.2	48.861	203.0	13:08.360		7	7:13.773	200.7	44.134	219.9	44.608	205.7	8:42.515	
2	40.403	216.8	42.457	227.3	42.849	204.9	2:05.709		8	39.531	219.9	41.868	230.2	42.152	208.0	2:03.551	
3	39.373	218.6	43.281	209.7	42.690	207.6	2:05.344		9	39.046	219.9	45.319	228.3	42.359	206.8	2:06.724	
4	39.505	220.8	42.150	227.3	42.211	206.8	2:03.866		10	39.530	221.7	41.910	229.7	42.838	206.5	2:04.278	
5	39.109	217.7	42.977	226.8	42.610	205.3	2:04.696		11	39.806	223.1	42.010	229.7	42.121	204.1	2:03.937	
6	39.197	219.9	42.130	226.4	51.056		2:12.383	Pit									




Weather/Track: Sun 21c/Dry 24c

Circuit Length - 5.793 kilometres  
Monza

## 2010 FIA World Touring Car Championship Free Practice 1 - Sector Analysis Report

Lap	S1 Time	S1 Spd	S2 Time	S2 Spd	S3 Time	S3 Spd	Lap Time	Pit	Lap	S1 Time	S1 Spd	S2 Time	S2 Spd	S3 Time	S3 Spd	Lap Time	Pit
<b>20 O'YOUNG</b>									<b>HKG Chevrolet Lacetti</b>								
1	11:32.422	181.2	47.586	161.6	49.597	204.9	13:09.605		7	39.729	217.3	42.160	222.6	42.214	204.9	2:04.103	
2	40.008	220.8	42.935	226.8	42.455	203.3	2:05.398		8	40.386	219.9	41.838	223.6	43.258	206.8	2:05.482	
3	39.462	219.0	41.955	224.5	41.884	205.3	2:03.301		9	39.336	220.8	41.510	227.3	41.973	206.5	2:02.819	
4	39.834	220.4	41.677	226.4	41.707	205.7	2:03.218		10	39.018	220.4	41.523	226.4	42.209	203.0	2:02.750	
5	41.308	211.7	43.620	226.8	50.718		2:15.646	Pit									
6	9:16.321	211.7	43.893	221.3	44.756	203.3	10:44.970										
<b>21 BENNANI</b>									<b>MAR BMW 320si</b>								
1	11:29.638	219.5	42.731	227.8	45.196	206.1	12:57.565		8	3:47.905	218.1	41.759	224.0	42.389	204.5	5:12.053	
2	39.890	221.3	41.836	226.4	41.882	205.7	2:03.608		9	39.224	219.0	41.798	225.9	42.259	204.9	2:03.281	
3	40.039	219.0	42.575	228.3	41.718	207.2	2:04.332		10	42.638	213.4	41.606	228.3	41.646	204.9	2:05.890	
4	39.659	219.9	41.636	226.4	42.028	205.7	2:03.323		11	39.268	219.9	41.287	225.4	42.004	204.1	2:02.559	
5	39.367	220.8	41.526	225.9	41.759	205.3	2:02.652		12	39.135	220.4	41.626	225.9	41.850	205.3	2:02.611	
6	39.285	219.5	41.496	226.4	41.801	204.9	2:02.582		13	39.319	219.9	41.529	226.4	57.634		2:18.482	Pit
7	39.560	219.5	41.660	225.0	51.666		2:12.886	Pit									
<b>24 POULSEN</b>									<b>DEN BMW 320si</b>								
1	11:32.567	197.0	45.951	199.6	44.843	206.1	13:03.361		8	39.235	219.9	40.451	228.3	41.932	209.3	2:01.618	
2	40.179	219.5	41.934	225.4	42.240	206.1	2:04.353		9	39.075	221.3	41.343	226.4	41.850	206.8	2:02.268	
3	39.461	221.7	41.484	227.8	41.931	206.5	2:02.876		10	38.888	222.2	41.144	229.2	41.988	206.8	2:02.020	
4	39.393	220.4	41.725	226.8	42.142	206.1	2:03.260		11	39.073	219.5	41.589	226.4	41.628	206.5	2:02.290	
5	39.320	221.3	41.707	225.9	42.278	207.2	2:03.305		12	39.068	218.6	41.440	226.8	1:02.053		2:22.561	Pit
6	39.215	219.0	41.856	226.4	56.351		2:17.422	Pit									
7	5:26.397	216.8	42.022	223.6	42.178	204.9	6:50.597										
<b>25 HERNANDEZ</b>									<b>ESP BMW 320si</b>								
1	11:31.826	213.4	43.351	220.4	49.930		13:05.107	Pit	7	44.853	212.1	41.727	227.3	54.057		2:20.637	Pit
2	3:47.198	213.0	42.777	218.6	42.914	201.8	5:12.889		8	3:57.463	215.5	41.837	219.9	42.414	202.6	5:21.714	
3	40.655	213.0	41.742	219.9	42.860	202.6	2:05.257		9	39.390	216.8	41.604	220.8	42.754	202.2	2:03.748	
4	39.639	216.0	41.840	221.3	42.545	203.0	2:04.024		10	39.297	217.7	42.566	219.9	42.480	204.5	2:04.343	
5	39.540	216.8	41.729	224.0	42.331	204.1	2:03.600		11	39.169	219.0	40.380	226.4	57.934		2:17.483	Pit
6	39.310	218.1	41.395	222.6	42.379	203.7	2:03.084										
<b>26 D'ASTE</b>									<b>ITA BMW 320si</b>								
1	11:21.196	187.1	45.474	186.8	48.813	193.2	12:55.483										



Weather/Track: Sun 21c/Dry 24c

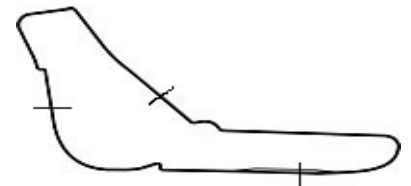
Circuit Length - 5.793 kilometres  
Monza

## 2010 FIA World Touring Car Championship Free Practice 1 - Sector Analysis Report

Lap S1 Time S1 Spd S2 Time S2 Spd S3 Time S3 Spd Lap Time Pit Lap S1 Time S1 Spd S2 Time S2 Spd S3 Time S3 Spd Lap Time Pit

33 FABIANI							ITA		BMW 320si				I		
1	11:24.193	196.7	47.432	215.5	48.888	201.1	13:00.513	8	41.577	211.3	44.759	215.5	52.438	2:18.774 Pit	
2	42.977	213.0	45.978	217.7	45.784	199.2	2:14.739	9	3:16.632	212.5	44.348	216.4	44.760	193.5	4:45.740
3	41.383	216.4	44.780	217.7	44.981	198.5	2:11.144	10	42.084	213.8	43.445	216.4	44.069	201.8	2:09.598
4	41.599	213.4	43.806	218.1	44.432	198.8	2:09.837	11	40.308	215.1	43.561	208.4	44.170	201.1	2:08.039
5	41.217	213.4	43.879	218.1	44.582	199.6	2:09.678	12	40.291	215.5	43.085	219.9	43.615	200.3	2:06.991
6	40.667	213.0	43.721	218.6	44.454	198.5	2:08.842	13	43.138	211.3	43.278	218.6	44.201	200.0	2:10.617
7	40.790	213.8	43.012	217.3	44.305	200.0	2:08.107								

34 PERNIA							ARG		Chevrolet Cruze						
1	11:15.566	215.5	44.586	219.5	45.308	205.7	12:45.460	7	44.452	197.4	43.132	221.3	51.180	2:18.764 Pit	
2	39.823	219.5	41.927	225.0	42.120	204.5	2:03.870	8	7:35.556	214.7	43.553	221.3	43.850	203.3	9:02.959
3	39.659	217.7	41.340	225.9	42.005	204.9	2:03.004	9	39.304	215.5	41.532	224.0	42.055	203.0	2:02.891
4	44.908	176.1	50.512	143.8	49.463	204.1	2:24.883	10	39.278	217.3	42.254	224.5	50.403		2:11.935 Pit
5	39.241	220.8	44.894	199.2	50.010	204.1	2:14.145								
6	39.253	218.6	41.409	225.4	42.039	203.3	2:02.701								




Weather/Track: Sun 21c/Dry 24c

Circuit Length - 5.793 kilometres  
Monza

## 2010 FIA World Touring Car Championship Free Practice 1 - Best Sector Speeds Report

SECTOR 1				SECTOR 2				SECTOR 3				
POS	NO	NAME	SPEED	LAP	NO	NAME	SPEED	LAP	NO	NAME	SPEED	LAP
1	18	BARTH	226.8	11	3	MONTEIRO	232.2	6	11	PRIAULX	209.3	3
2	2	CORONEL	225.9	6	18	BARTH	232.2	10	2	CORONEL	208.8	11
3	5	MICHELISZ	225.9	4	2	CORONEL	231.7	3	18	BARTH	208.8	11
4	3	MONTEIRO	225.4	5	17	NYKJAER	231.2	2	1	TARQUINI	208.0	8
5	17	NYKJAER	225.4	2	5	MICHELISZ	230.7	4	7	HUFF	208.0	6
6	4	GENE	225.0	9	4	GENE	230.2	9	15	ENGSTLER	208.0	8
7	1	TARQUINI	224.0	10	6	MULLER	230.2	9	17	NYKJAER	208.0	1
8	11	PRIAULX	224.0	2	19	VAULKHARD	230.2	8	19	VAULKHARD	208.0	8
9	19	VAULKHARD	223.1	11	1	TARQUINI	229.7	10	5	MICHELISZ	207.6	3
10	7	HUFF	222.6	3	11	PRIAULX	229.7	3	6	MULLER	207.6	2
11	24	POULSEN	222.2	10	15	ENGSTLER	229.7	12	3	MONTEIRO	207.2	4
12	15	ENGSTLER	221.7	5	24	POULSEN	229.2	10	10	FARFUS	207.2	1
13	8	MENU	221.3	3	7	HUFF	228.8	2	21	BENNANI	207.2	3
14	21	BENNANI	221.3	2	8	MENU	228.3	2	24	POULSEN	207.2	5
15	6	MULLER	220.8	6	21	BENNANI	228.3	3	4	GENE	206.8	1
16	16	ROMANOV	220.8	11	20	O'YOUNG	227.3	9	20	O'YOUNG	206.8	8
17	20	O'YOUNG	220.8	2	25	HERNANDEZ	227.3	7	8	MENU	206.1	1
18	34	PERNIA	220.8	5	10	FARFUS	226.4	4	34	PERNIA	205.7	1
19	10	FARFUS	219.9	4	34	PERNIA	225.9	3	16	ROMANOV	205.3	9
20	25	HERNANDEZ	218.1	6	16	ROMANOV	224.5	1	25	HERNANDEZ	204.5	10
21	33	FABIANI	216.4	3	33	FABIANI	219.9	12	33	FABIANI	201.8	10
22	26	D'ASTE	187.1	1	26	D'ASTE	186.8	1	26	D'ASTE	193.2	1



Circuit Length - 5.793 kilometres  
Monza

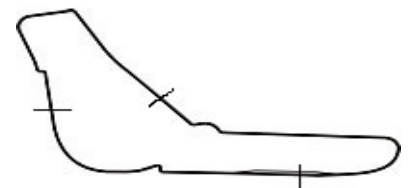
Weather/Track: Sun 21c/Dry 24c



## 2010 FIA World Touring Car Championship Free Practice 1 - Best Sector Times Report

POS	SECTOR 1			SECTOR 2			SECTOR 3			NO	NAME	IDEAL/BEST LAP COMPARISON			DIFF
	NO	TIME	LAP	NO	TIME	LAP	NO	TIME	LAP			IDEAL	BEST	LAP	
1	1	38.338	10	11	40.873	5	11	41.296	3	11	PRIAULX	2:00.905	2:01.293	13	+ 0.388
2	3	38.449	13	7	40.983	10	1	41.486	9	1	TARQUINI	2:00.966	2:01.047	9	+ 0.081
3	4	38.527	8	8	40.984	3	17	41.506	3	17	NYKJAER	2:01.253	2:01.755	8	+ 0.502
4	2	38.647	6	6	41.010	6	10	41.526	4	4	GENE	2:01.278	2:01.325	9	+ 0.047
5	17	38.704	8	17	41.043	4	7	41.578	7	7	HUFF	2:01.421	2:01.480	7	+ 0.059
6	18	38.714	9	10	41.044	5	24	41.628	11	10	FARFUS	2:01.484	2:01.706	5	+ 0.222
7	11	38.736	14	4	41.112	9	4	41.639	4	3	MONTEIRO	2:01.539	2:01.707	13	+ 0.168
8	5	38.767	13	1	41.142	5	21	41.646	10	6	MULLER	2:01.546	2:01.614	6	+ 0.068
9	15	38.809	12	24	41.144	10	6	41.699	2	24	POULSEN	2:01.660	2:02.020	10	+ 0.360
10	6	38.837	6	3	41.246	13	5	41.700	13	2	CORONEL	2:01.728	2:01.844	6	+ 0.116
11	7	38.860	7	18	41.277	5	20	41.707	4	18	BARTH	2:01.745	2:01.980	10	+ 0.235
12	24	38.888	10	15	41.278	12	18	41.754	11	8	MENU	2:01.804	2:02.038	6	+ 0.234
13	10	38.914	5	21	41.287	11	2	41.755	6	5	MICHELISZ	2:01.834	2:01.868	13	+ 0.034
14	20	39.018	10	2	41.326	12	8	41.767	3	15	ENGSTLER	2:01.921	2:01.921	12	+ 0.000
15	19	39.046	9	34	41.340	3	15	41.834	12	21	BENNANI	2:02.068	2:02.559	11	+ 0.491
16	8	39.053	10	5	41.367	10	3	41.844	5	20	O'YOUNG	2:02.235	2:02.750	10	+ 0.515
17	21	39.135	12	25	41.395	6	34	42.005	3	34	PERNIA	2:02.586	2:02.701	6	+ 0.115
18	34	39.241	5	20	41.510	9	19	42.121	11	25	HERNANDEZ	2:03.023	2:03.084	6	+ 0.061
19	25	39.297	10	16	41.814	4	25	42.331	5	19	VAULKHARD	2:03.035	2:03.551	8	+ 0.516
20	16	39.473	10	19	41.868	8	16	42.561	4	16	ROMANOV	2:03.848	2:04.529	6	+ 0.681
21	33	40.291	12	33	43.012	7	33	43.615	12	33	FABIANI	2:06.918	2:06.991	12	+ 0.073
22	26	11:21.19	1	26	45.474	1	26	48.813	1	26	D'ASTE	12:55.483	12:55.483	1	+ 0.000

'Perfect Lap' - 2:00.507



Circuit Length - 5.793 kilometres  
Monza

Weather/Track: Sun 21c/Dry 24c

**2010 FIA World Touring Car Championship  
FREE PRACTICE 2**

POS	NO	CLS	DRIVER	NAT	CAR	TIME	LAPS	GAP	KPH
1	7		Robert HUFF	GBR	Chevrolet Cruze	2:01.685	9		171.38
2	11		Andy PRIAULX	GBR	BMW 320si	2:01.755	12	0.070	171.28
3	1		Gabriele TARQUINI	ITA	SEAT Leon TDI	2:01.893	9	0.208	171.09
4	8		Alain MENU	SUI	Chevrolet Cruze	2:01.916	10	0.231	171.05
5	6		Yvan MULLER	FRA	Chevrolet Cruze	2:02.154	8	0.469	170.72
6	18		Fredy BARTH	SUI	SEAT Leon TDI	2:02.211	12	0.526	170.64
7	5		Norbert MICHELISZ	HUN	SEAT Leon TDI	2:02.302	11	0.617	170.51
8	10		Augusto FARFUS	BRA	BMW 320si	2:02.334	10	0.649	170.47
9	3		Tiago MONTEIRO	POR	SEAT Leon TDI	2:02.355	12	0.670	170.44
10	17		Michel NYKJAER	DEN	SEAT Leon TDI	2:02.372	11	0.687	170.42
11	4		Jordi GENE	ESP	SEAT Leon TDI	2:02.514	11	0.829	170.22
12	21	I	Mehdi BENNANI	MAR	BMW 320si	2:02.602	8	0.917	170.10
13	20	I	Darryl O'YOUNG	HKG	Chevrolet Lacetti	2:02.644	10	0.959	170.04
14	34		Leonel PERNIA	ARG	Chevrolet Cruze	2:02.696	9	1.011	169.97
15	15	I	Franz ENGSTLER	GER	BMW 320si	2:02.773	12	1.088	169.86
16	24	I	Kristian POULSEN	DEN	BMW 320si	2:03.132	11	1.447	169.36
17	19	I	Harry VAULKHARD	GBR	Chevrolet Lacetti	2:03.642	11	1.957	168.67
18	26	I	Stefano D'ASTE	ITA	BMW 320si	2:03.815	12	2.130	168.43
19	25	I	Sergio HERNANDEZ	ESP	BMW 320si	2:04.308	7	2.623	167.76
20	16	I	Andrei ROMANOV	RUS	BMW 320si	2:04.858	11	3.173	167.02
21	33	I	Fabio FABIANI	ITA	BMW 320si	2:08.207	13	6.522	162.66
22	2		Tom CORONEL	NED	SEAT Leon TDI	2:12.036	3	10.351	157.94

Monza

For Media Information Purposes - No Regulatory Value.

Circuit Length = 5.7930 km.

Weather/Track: Sun 24c/Dry 43c


Start: 12:15 End: 12:45

Race Director:	Steward:	Timekeeper:	Issued at:
----------------	----------	-------------	------------

# 2010 FIA World Touring Car Championship

## Free Practice 2 - Sector Analysis Report

Lap	S1 Time	S1 Spd	S2 Time	S2 Spd	S3 Time	S3 Spd	Lap Time	Pit	Lap	S1 Time	S1 Spd	S2 Time	S2 Spd	S3 Time	S3 Spd	Lap Time	Pit
<b>1 TARQUINI</b>									<b>ITA SEAT Leon TDI</b>								
1	10:59.811	172.8	44.605	210.1	45.055	205.7	12:29.471		6	40.644	222.2	42.289	227.3	52.033		2:14.966	Pit
2	42.280	185.5	44.259	221.7	55.413		2:21.952	Pit	7	4:49.478	213.8	43.339	190.8	47.729	208.4	6:20.546	
3	7:29.537	222.6	41.896	230.7	42.803	206.8	8:54.236		8	40.255	218.1	41.587	233.7	42.585	208.0	2:04.427	
4	39.749	216.8	42.351	227.3	42.604	207.2	2:04.704		9	38.443	227.8	41.705	230.7	42.646	206.8	2:02.794	
5	38.618	224.5	41.294	229.2	41.981	208.0	2:01.893										
<b>2 CORONEL</b>									<b>NED SEAT Leon TDI</b>								
1	11:00.833	201.1	44.239	191.1	45.449	207.6	12:30.521		3	38.538	225.0	44.483	226.8	55.977		2:18.998	Pit
2	42.993	175.0	45.917	212.1	43.126	208.0	2:12.036										
<b>3 MONTEIRO</b>									<b>POR SEAT Leon TDI</b>								
1	10:59.981	200.3	43.290	223.1	42.912	204.9	12:26.183		8	38.985	222.6	41.569	227.3	41.801	206.5	2:02.355	
2	39.036	222.2	41.992	225.9	42.403	204.1	2:03.431		9	38.970	220.4	58.535	167.4	43.592	206.1	2:21.097	
3	39.027	223.1	41.920	224.5	42.326	205.7	2:03.273		10	38.872	222.2	41.685	226.4	42.078	204.9	2:02.635	
4	41.106	217.7	42.017	226.4	50.897		2:14.020	Pit	11	53.597	126.1	53.178	191.8	42.905	206.1	2:29.680	
5	6:21.649	220.4	42.351	184.9	45.494	206.1	7:49.494		12	38.798	222.6	41.448	229.2	55.066		2:15.312	Pit
6	38.832	221.3	41.808	224.5	41.942	206.8	2:02.582										
7	40.721	186.5	51.544	191.8	42.790	206.1	2:15.055										
<b>4 GENE</b>									<b>ESP SEAT Leon TDI</b>								
1	11:03.039		43.622	225.4	45.300	206.5	12:31.961		7	39.484	223.6	43.257	229.2	42.887	201.8	2:05.628	
2	41.081	193.2	46.001	228.3	42.410	205.7	2:09.492		8	44.385		44.169	226.8	55.614		2:24.168	Pit
3	38.728		41.978	228.3	42.283	205.7	2:02.989		9	2:09.955		43.417	195.6	47.813	208.0	3:41.185	
4	38.728		41.732	228.8	42.393	204.1	2:02.853		10	38.782	224.5	41.515	228.8	42.217	204.9	2:02.514	
5	42.531		44.933	181.8	58.650		2:26.114	Pit	11	38.968	224.5	42.884	230.2	42.661	191.4	2:04.513	
6	5:29.074	171.7	48.088	168.2	47.252	208.4	7:04.414										
<b>5 MICHELISZ</b>									<b>HUN SEAT Leon TDI</b>								
1	11:09.702	225.9	42.382	228.8	43.101	206.1	12:35.185		7	38.833	225.0	41.468	228.8	42.047	206.5	2:02.348	
2	38.852	225.9	43.021	230.2	42.372	205.3	2:04.245		8	38.831	225.0	41.566	228.8	41.940	206.8	2:02.337	
3	38.691	224.5	42.028	228.3	42.395	204.9	2:03.114		9	38.844	224.0	41.556	228.8	51.830		2:12.230	Pit
4	39.005	225.0	41.910	226.4	53.644		2:14.559	Pit	10	1:16.910	219.0	41.555	229.2	42.232	204.9	2:40.697	
5	6:44.806	221.3	42.372	226.8	42.011	206.8	8:09.189		11	38.856	225.0	41.504	228.8	41.942	204.9	2:02.302	
6	38.946	225.0	41.548	228.8	41.904	206.1	2:02.398										
<b>6 MULLER</b>									<b>FRA Chevrolet Cruze</b>								
1	11:16.393	201.4	44.789	209.3	44.816	203.3	12:45.998		6	8:29.108	180.0	48.089	166.6	47.989	205.7	10:05.186	
2	39.470	217.7	41.552	195.6	43.436	206.8	2:04.458		7	39.213	218.6	41.178	226.4	41.812	205.3	2:02.203	
3	38.914	221.7	41.380	228.8	41.860	206.5	2:02.154		8	40.141	218.6	41.225	228.8	41.758	206.1	2:03.124	
4	39.739	218.6	41.747	223.6	54.086		2:15.572	Pit									
5	5:21.239	154.7	49.542	177.6	1:00.206		7:10.987	Pit									



Weather/Track: Sun 24c/Dry 43c

Circuit Length - 5.793 kilometres  
Monza

# 2010 FIA World Touring Car Championship

## Free Practice 2 - Sector Analysis Report

Lap S1 Time S1 Spd S2 Time S2 Spd S3 Time S3 Spd Lap Time Pit Lap S1 Time S1 Spd S2 Time S2 Spd S3 Time S3 Spd Lap Time Pit


7 HUFF						GBR		Chevrolet Cruze									
1	11:17.202	195.6	44.717	213.8	44.826	206.8	12:46.745	6	39.025	221.7	41.507	229.7	50.910		2:11.442	Pit	
2	39.111	223.1	41.006	227.8	41.889	205.7	2:02.006	7	4:20.831	176.7	47.873	173.6	48.542	207.2	5:57.246		
3	39.035	219.9	41.616	225.9	54.724		2:15.375	Pit	8	39.008	221.3	41.041	229.2	41.636	207.2	2:01.685	
4	7:44.560	219.5	43.207	191.4	42.754	207.2	9:10.521		9	38.846	221.7	40.987	228.8	41.870	205.7	2:01.703	
5	38.882	222.2	41.155	230.2	42.038	204.9	2:02.075										

8 MENU						SUI		Chevrolet Cruze									
1	11:17.766	196.0	45.129	219.0	44.917	206.8	12:47.812	7	40.628	218.6	43.006	201.4	51.219		2:14.853	Pit	
2	38.831	221.7	41.383	228.3	41.702	205.7	2:01.916	8	6:59.821	211.3	44.393	224.0	43.762	204.9	8:27.976		
3	38.852	221.3	41.142	229.7	42.197	204.5	2:02.191	9	39.156	218.1	41.386	225.9	42.054	204.1	2:02.596		
4	41.520	215.1	42.760	224.5	54.071		2:18.351	Pit	10	48.793	180.0	49.088	180.9	1:00.247		2:38.128	Pit
5	4:19.551	213.4	44.667	198.1	45.603	204.1	5:49.821										
6	39.221	217.3	41.858	224.0	42.163	204.5	2:03.242										

10 FARFUS						BRA		BMW 320si									
1	11:20.094	187.5	44.362	223.1	53.651		12:58.107	Pit	7	39.231	218.1	41.382	222.6	41.872	203.7	2:02.485	
2	4:39.762	220.4	41.404	226.4	42.047	203.3	6:03.213		8	39.198	218.1	41.601	222.6	47.845		2:08.644	Pit
3	39.358	219.5	41.885	223.6	41.926	203.7	2:03.169		9	2:59.462	219.0	42.500	224.5	41.828	204.5	4:23.790	
4	39.544	217.7	41.605	223.1	42.349	203.3	2:03.498		10	39.279	218.6	41.253	224.5	41.802	204.5	2:02.334	
5	40.699	218.1	41.494	224.5	49.430		2:11.623	Pit									
6	2:43.016	208.8	44.605	176.7	46.136	205.7	4:13.757										

11 PRIAULX						GBR		BMW 320si									
1	11:20.876	175.0	44.472	218.6	45.743	200.3	12:51.091	8	39.237	218.1	41.893	223.1	48.411		2:09.541	Pit	
2	39.332	220.4	42.055	223.6	42.007	204.1	2:03.394	9	2:59.764	221.7	42.490	219.5	43.074	206.5	4:25.328		
3	39.104	219.5	41.884	224.5	41.802	204.5	2:02.790	10	39.008	221.3	41.254	224.0	41.493	205.7	2:01.755		
4	39.242	219.0	41.426	225.4	41.838	203.3	2:02.506	11	39.111	217.7	41.177	224.5	41.510	204.1	2:01.798		
5	39.400	219.0	42.282	224.0	53.184		2:14.866	Pit	12	39.258	218.1	41.198	224.5	41.593	203.7	2:02.049	
6	3:16.131	144.0	49.947	164.3	49.681	205.7	4:55.759										
7	39.167	223.1	41.446	225.0	41.828	205.3	2:02.441										

15 ENGSTLER						GER		BMW 320si						I			
1	11:28.118		44.835	222.2	42.972	205.3	12:55.925	8	39.211	220.8	41.664	225.9	42.113	206.5	2:02.988		
2	39.180		42.086	225.9	42.128	205.3	2:03.394	9	39.140		42.078	224.0	42.256	204.9	2:03.474		
3	39.231		42.456	225.0	42.779	204.9	2:04.466	10	42.525		42.387	222.6	42.396	207.6	2:07.308		
4	39.495		43.778	213.0	52.752		2:16.025	Pit	11	39.041		41.698	225.0	42.034	204.5	2:02.773	
5	5:10.217		49.953	171.4	49.668	200.7	6:49.838		12	41.272		43.936	224.0	53.240		2:18.448	Pit
6	39.668		42.436	226.4	42.665	209.3	2:04.769										
7	41.373		43.028	226.4	42.241	205.7	2:06.642										




Weather/Track: Sun 24c/Dry 43c

Circuit Length - 5.793 kilometres  
Monza

## 2010 FIA World Touring Car Championship Free Practice 2 - Sector Analysis Report

Lap	S1 Time	S1 Spd	S2 Time	S2 Spd	S3 Time	S3 Spd	Lap Time	Pit	Lap	S1 Time	S1 Spd	S2 Time	S2 Spd	S3 Time	S3 Spd	Lap Time	Pit
<b>16 ROMANOV RUS BMW 320si I</b>																	
1	11:31.345	203.0	43.804	222.2	51.989	201.8	13:07.138		7	3:46.325	219.5	48.491	187.5	47.790	206.1	5:22.606	
2	41.754	217.7	42.895	173.9	50.240	203.7	2:14.889		8	39.553	221.3	42.530	224.0	43.007	203.3	2:05.090	
3	39.796	218.1	42.663	224.0	43.499	205.7	2:05.958		9	40.693	217.3	44.410	223.1	42.843	204.1	2:07.946	
4	39.494	220.8	42.599	222.2	42.765	204.5	2:04.858		10	39.828	218.6	42.300	223.1	42.952	204.1	2:05.080	
5	39.984	218.1	42.927	221.7	43.175	202.6	2:06.086		11	40.591	218.1	42.664	222.6	50.471		2:13.726	Pit
6	40.789	217.7	43.256	183.0	52.153		2:16.198	Pit									
<b>17 NYKJAER DEN SEAT Leon TDI</b>																	
1	11:04.306	223.1	43.392	227.8	45.262	207.6	12:32.960		7	41.279	225.4	43.314	232.2	42.670	206.1	2:07.263	
2	38.657	224.5	41.654	227.3	42.061	206.1	2:02.372		8	40.389	220.4	41.785	229.2	41.970	206.8	2:04.144	
3	38.960	222.6	41.706	226.8	42.013	204.5	2:02.679		9	38.718	225.0	41.475	229.7	42.187	207.6	2:02.380	
4	39.079	222.6	42.281	225.4	55.383		2:16.743	Pit	10	39.080	223.1	41.923	226.8	42.248	206.5	2:03.251	
5	5:52.318	224.0	43.949	198.8	42.595	206.5	7:18.862		11	39.029	225.0	44.001	196.0	55.383		2:18.413	Pit
6	39.057	224.5	41.711	229.7	42.337	206.1	2:03.105										
<b>18 BARTH SUI SEAT Leon TDI</b>																	
1	11:09.263	222.6	41.632	227.8	42.808	207.2	12:33.703		8	38.930	222.2	41.703	227.3	42.174	205.3	2:02.807	
2	38.846	225.9	41.416	229.7	41.949	206.5	2:02.211		9	38.843	224.0	41.723	229.2	42.003	205.7	2:02.569	
3	45.382	188.4	42.555	228.3	43.365	205.7	2:11.302		10	38.982	222.6	41.831	230.7	42.693	206.8	2:03.506	
4	39.063	223.6	41.873	227.8	41.908	206.1	2:02.844		11	39.186	223.6	41.777	229.2	42.712	203.7	2:03.675	
5	39.193	222.6	41.913	226.4	42.013	205.3	2:03.119		12	39.160	224.5	41.708	228.3	42.080	204.9	2:02.948	
6	39.159	224.0	41.767	227.3	49.565		2:10.491	Pit									
7	5:17.223	222.2	42.222	224.5	42.115	205.7	6:41.560										
<b>19 VAULKHARD GBR Chevrolet Lacetti I</b>																	
1	11:35.449	204.9	48.892	150.8	53.150	206.8	13:17.491		7	39.719	217.3	42.487	223.1	45.885	207.6	2:08.091	
2	39.495	220.8	42.030	228.8	42.117	207.2	2:03.642		8	39.923	220.8	42.084	227.8	42.691	206.1	2:04.698	
3	39.168	220.4	43.239	225.4	42.679	206.5	2:05.086		9	39.359	219.0	42.164	228.3	42.686	206.8	2:04.209	
4	39.581	219.0	41.970	225.0	42.700	205.7	2:04.251		10	39.127	220.8	41.982	229.7	51.142		2:12.251	Pit
5	40.719	219.9	42.153	224.0	53.120		2:15.992	Pit	11	1:17.125	204.9	43.472	219.9	55.015		2:55.612	Pit
6	5:53.566	211.3	48.842	191.8	47.047	204.5	7:29.455										
<b>20 O'YOUNG HKG Chevrolet Lacetti I</b>																	
1	11:34.963	203.7	48.506	153.1	53.084	206.1	13:16.553		7	39.398	217.7	41.649	228.8	42.493	203.3	2:03.540	
2	39.564	220.4	42.172	223.1	42.255	203.7	2:03.991		8	39.293	219.5	41.557	224.5	41.794	205.3	2:02.644	
3	39.599	220.4	44.661	229.7	42.469	204.9	2:06.729		9	39.278	215.1	41.740	229.2	42.069	205.7	2:03.087	
4	39.163	222.6	41.813	226.4	42.786	206.5	2:03.762		10	40.336	219.0	43.337	223.6	49.957		2:13.630	Pit
5	45.294	213.8	42.870	227.3	50.990		2:19.154	Pit									
6	5:50.593	219.9	48.510	180.9	47.941	205.7	7:27.044										




Weather/Track: Sun 24c/Dry 43c

Circuit Length - 5.793 kilometres  
Monza

## 2010 FIA World Touring Car Championship Free Practice 2 - Sector Analysis Report

Lap	S1 Time	S1 Spd	S2 Time	S2 Spd	S3 Time	S3 Spd	Lap Time	Pit	Lap	S1 Time	S1 Spd	S2 Time	S2 Spd	S3 Time	S3 Spd	Lap Time	Pit	
<b>21 BENNANI</b>									<b>MAR BMW 320si</b>									<b>I</b>
1	11:28.300	203.3	40.249	227.3	43.392	207.6	12:51.941		6	39.296	223.6	41.982	227.8	42.147	205.7	2:03.425		
2	39.402	226.4	42.945	226.8	41.989	206.5	2:04.336		7	40.963	219.5	42.152	226.4	42.424	204.1	2:05.539		
3	39.092	226.4	41.989	225.4	42.089	205.3	2:03.170		8	39.532	219.0	42.416	222.2	49.222		2:11.170	Pit	
4	39.132	223.1	41.644	228.3	41.826	207.2	2:02.602											
5	39.293	223.6	41.632	228.3	42.035	206.5	2:02.960											
<b>24 POULSEN</b>									<b>DEN BMW 320si</b>									<b>I</b>
1	12:04.806	184.3	46.313	194.9	45.054	205.3	13:36.173		7	39.494	219.5	41.863	224.0	49.151	206.8	2:10.508		
2	39.324	217.7	42.093	224.0	46.442	196.7	2:07.859		8	39.097	223.1	41.908	228.3	42.127	206.5	2:03.132		
3	39.932	216.8	42.003	223.1	43.202	205.7	2:05.137		9	40.142	219.9	42.181	224.5	42.354	205.3	2:04.677		
4	39.532	219.5	41.813	224.0	42.332	204.9	2:03.677		10	39.531	219.9	42.129	224.5	42.418	204.9	2:04.078		
5	39.621	219.5	41.777	224.5	42.542	205.3	2:03.940		11	39.743	218.6	42.872	223.1	56.992		2:19.607	Pit	
6	39.313	220.4	41.817	225.9	42.710	206.8	2:03.840											
<b>25 HERNANDEZ</b>									<b>ESP BMW 320si</b>									<b>I</b>
1	11:52.140		1:16.864	98.6	1:25.792		14:34.796	Pit	5	39.846	188.1	42.638	223.1	42.510	204.5	2:04.994		
2	14:00.328	214.2	1:17.813	219.0	43.331	199.6	16:01.472		6	39.633	218.1	41.983	222.6	42.692	201.8	2:04.308		
3	39.974	215.5	42.491	219.9	42.726	203.0	2:05.191		7	39.709	217.3	46.243	177.9	1:07.141		2:33.093	Pit	
4	39.916	215.1	42.054	220.4	43.068	203.0	2:05.038											
<b>26 D'ASTE</b>									<b>ITA BMW 320si</b>									<b>I</b>
1	11:27.850	216.0	39.385	222.6	44.204	203.0	12:51.439		8	39.646	218.1	41.918	222.6	42.351	203.0	2:03.915		
2	39.777	220.4	42.330	223.1	42.287	203.3	2:04.394		9	40.201	215.5	41.955	221.7	42.485	202.6	2:04.641		
3	39.494	215.5	42.350	227.3	42.454	204.1	2:04.298		10	39.776	216.4	41.861	222.2	42.326	203.0	2:03.963		
4	39.562	219.9	46.308	209.7	50.016		2:15.886	Pit	11	39.635	216.8	41.795	220.8	42.385	202.2	2:03.815		
5	4:22.234	144.5	51.163	140.2	57.826		6:11.223	Pit	12	39.536	217.7	42.829	211.7	1:07.456		2:29.821	Pit	
6	2:34.577	207.6	44.138	171.9	46.409	203.0	4:05.124											
7	40.390	197.4	42.398	222.2	42.180	203.7	2:04.968											
<b>33 FABIANI</b>									<b>ITA BMW 320si</b>									<b>I</b>
1	11:29.743	215.1	45.421	216.4	46.665	197.0	13:01.829		8	40.951	209.3	44.143	215.5	53.043		2:18.137	Pit	
2	41.094	213.8	45.105	216.4	45.394	196.7	2:11.593		9	3:26.306	211.3	46.535	193.8	46.138	198.1	4:58.979		
3	40.993	213.4	44.313	215.1	44.389	198.5	2:09.695		10	41.019	213.0	44.182	215.1	44.786	201.8	2:09.987		
4	40.692	213.4	44.240	214.7	45.858	199.6	2:10.790		11	40.780	215.1	43.527	219.5	44.075	198.5	2:08.382		
5	40.562	216.0	43.176	219.0	44.892	199.6	2:08.630		12	40.930	212.5	43.829	216.0	44.446	197.0	2:09.205		
6	40.628	215.1	43.532	217.7	44.047	199.2	2:08.207		13	40.846	212.5	43.505	215.5	44.566	197.4	2:08.917		
7	40.978	214.2	44.324	215.5	44.549	199.2	2:09.851											
<b>34 PERNIA</b>									<b>ARG Chevrolet Cruze</b>									<b>I</b>
1	11:18.409	201.1	45.099	221.7	45.036	205.7	12:48.544		6	39.957	172.2	48.257	217.7	43.492	204.9	2:11.706		
2	39.581	219.5	49.568	189.4	42.808	204.5	2:11.957		7	39.363	218.1	42.488	221.3	50.840		2:12.691	Pit	
3	38.966	221.3	45.653	202.2	52.117		2:16.736	Pit	8	2:43.163	215.5	42.698	222.2	43.032	203.7	4:08.893		
4	9:04.815	215.5	42.305	221.7	43.433	204.1	10:30.553		9	39.231	219.9	41.366	224.0	42.099	203.7	2:02.696		
5	39.509	217.7	41.867	223.6	42.209	203.7	2:03.585											

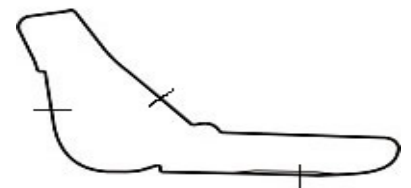


Weather/Track: Sun 24c/Dry 43c

Circuit Length - 5.793 kilometres  
Monza

## 2010 FIA World Touring Car Championship Free Practice 2 - Best Sector Speeds Report

SECTOR 1				SECTOR 2				SECTOR 3				
POS	NO	NAME	SPEED	LAP	NO	NAME	SPEED	LAP	NO	NAME	SPEED	LAP
1	1	TARQUINI	227.8	9	1	TARQUINI	233.7	8	15	ENGSTLER	209.3	6
2	21	BENNANI	226.4	2	17	NYKJAER	232.2	7	1	TARQUINI	208.4	7
3	5	MICHELISZ	225.9	1	18	BARTH	230.7	10	4	GENE	208.4	6
4	18	BARTH	225.9	2	4	GENE	230.2	11	2	CORONEL	208.0	2
5	17	NYKJAER	225.4	7	5	MICHELISZ	230.2	2	17	NYKJAER	207.6	1
6	2	CORONEL	225.0	3	7	HUFF	230.2	5	19	VAULKHARD	207.6	7
7	4	GENE	224.5	10	8	MENU	229.7	3	21	BENNANI	207.6	1
8	3	MONTEIRO	223.1	3	19	VAULKHARD	229.7	10	7	HUFF	207.2	4
9	7	HUFF	223.1	2	20	O'YOUNG	229.7	3	18	BARTH	207.2	1
10	11	PRIAULX	223.1	7	3	MONTEIRO	229.2	12	3	MONTEIRO	206.8	6
11	24	POULSEN	223.1	8	6	MULLER	228.8	3	5	MICHELISZ	206.8	5
12	20	O'YOUNG	222.6	4	21	BENNANI	228.3	4	6	MULLER	206.8	2
13	6	MULLER	221.7	3	24	POULSEN	228.3	8	8	MENU	206.8	1
14	8	MENU	221.7	2	26	D'ASTE	227.3	3	24	POULSEN	206.8	6
15	16	ROMANOV	221.3	8	2	CORONEL	226.8	3	11	PRIAULX	206.5	9
16	34	PERNIA	221.3	3	10	FARFUS	226.4	2	20	O'YOUNG	206.5	4
17	15	ENGSTLER	220.8	8	15	ENGSTLER	226.4	6	16	ROMANOV	206.1	7
18	19	VAULKHARD	220.8	2	11	PRIAULX	225.4	4	10	FARFUS	205.7	6
19	10	FARFUS	220.4	2	16	ROMANOV	224.0	3	34	PERNIA	205.7	1
20	26	D'ASTE	220.4	2	34	PERNIA	224.0	9	25	HERNANDEZ	204.5	5
21	25	HERNANDEZ	218.1	6	25	HERNANDEZ	223.1	5	26	D'ASTE	204.1	3
22	33	FABIANI	216.0	5	33	FABIANI	219.5	11	33	FABIANI	201.8	10



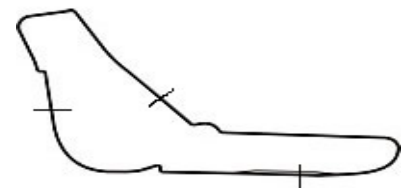
Weather/Track: Sun 24c/Dry 43c

Circuit Length - 5.793 kilometres  
Monza

## 2010 FIA World Touring Car Championship Free Practice 2 - Best Sector Times Report

POS	NO	SECTOR 1		SECTOR 2		SECTOR 3		IDEAL/BEST LAP COMPARISON							
		TIME	LAP	NO	TIME	LAP	NO	TIME	LAP	NO	NAME	IDEAL	BEST	LAP	DIFF
1	1	38.443	9	26	39.385	1	11	41.493	10	26	D'ASTE	2:01.059	2:03.815	11	+ 2.756
2	2	38.538	3	21	40.249	1	7	41.636	8	21	BENNANI	2:01.167	2:02.602	4	+ 1.435
3	17	38.657	2	7	40.987	9	8	41.702	2	7	HUFF	2:01.469	2:01.685	8	+ 0.216
4	5	38.691	3	8	41.142	3	6	41.758	8	8	MENU	2:01.675	2:01.916	2	+ 0.241
5	4	38.728	3	11	41.177	11	20	41.794	8	11	PRIAULX	2:01.678	2:01.755	10	+ 0.077
6	3	38.798	12	6	41.178	7	3	41.801	8	1	TARQUINI	2:01.718	2:01.893	5	+ 0.175
7	8	38.831	2	10	41.253	10	10	41.802	10	6	MULLER	2:01.850	2:02.154	3	+ 0.304
8	18	38.843	9	1	41.294	5	21	41.826	4	3	MONTEIRO	2:02.047	2:02.355	8	+ 0.308
9	7	38.846	9	34	41.366	9	5	41.904	6	5	MICHELISZ	2:02.063	2:02.302	11	+ 0.239
10	6	38.914	3	18	41.416	2	18	41.908	4	17	NYKJAER	2:02.102	2:02.372	2	+ 0.270
11	34	38.966	3	3	41.448	12	17	41.970	8	18	BARTH	2:02.167	2:02.211	2	+ 0.044
12	11	39.008	10	5	41.468	7	1	41.981	5	10	FARFUS	2:02.253	2:02.334	10	+ 0.081
13	15	39.041	11	17	41.475	9	15	42.034	11	34	PERNIA	2:02.431	2:02.696	9	+ 0.265
14	21	39.092	3	4	41.515	10	34	42.099	9	4	GENE	2:02.460	2:02.514	10	+ 0.054
15	24	39.097	8	20	41.557	8	19	42.117	2	20	O'YOUNG	2:02.514	2:02.644	8	+ 0.130
16	19	39.127	10	15	41.664	8	24	42.127	8	15	ENGSTLER	2:02.739	2:02.773	11	+ 0.034
17	20	39.163	4	24	41.777	5	26	42.180	7	24	POULSEN	2:03.001	2:03.132	8	+ 0.131
18	10	39.198	8	19	41.970	4	4	42.217	10	19	VAULKHARD	2:03.214	2:03.642	2	+ 0.428
19	16	39.494	4	25	41.983	6	25	42.510	5	25	HERNANDEZ	2:04.126	2:04.308	6	+ 0.182
20	26	39.494	3	16	42.300	10	16	42.765	4	16	ROMANOV	2:04.559	2:04.858	4	+ 0.299
21	25	39.633	6	33	43.176	5	2	43.126	2	2	CORONEL	2:05.903	2:12.036	2	+ 6.133
22	33	40.562	5	2	44.239	1	33	44.047	6	33	FABIANI	2:07.785	2:08.207	6	+ 0.422

'Perfect Lap' - 1:59.321



Weather/Track: Sun 24c/Dry 43c

Circuit Length - 5.793 kilometres  
Monza



**2010 FIA World Touring Car Championship  
QUALIFYING 1 - PROVISIONAL CLASSIFICATION**

POS	NO	CLS DRIVER	NAT	CAR	TIME	LAPS	GAP	KPH
1	1	Gabriele TARQUINI	ITA	SEAT Leon TDI	2:00.690	7		172.79
2	7	Robert HUFF	GBR	Chevrolet Cruze	2:00.775	7	0.085	172.67
3	6	Yvan MULLER	FRA	Chevrolet Cruze	2:00.834	7	0.144	172.59
4	3	Tiago MONTEIRO	POR	SEAT Leon TDI	2:00.862	9	0.172	172.55
5	11	Andy PRIAULX	GBR	BMW 320si	2:00.941	9	0.251	172.43
6	5	Norbert MICHELISZ	HUN	SEAT Leon TDI	2:01.006	7	0.316	172.34
7	8	Alain MENU	SUI	Chevrolet Cruze	2:01.091	7	0.401	172.22
8	10	Augusto FARFUS	BRA	BMW 320si	2:01.126	9	0.436	172.17
9	18	Fredy BARTH	SUI	SEAT Leon TDI	2:01.581	8	0.891	171.53
10	4	Jordi GENE	ESP	SEAT Leon TDI	2:01.629	7	0.939	171.46
11	17	Michel NYKJAER	DEN	SEAT Leon TDI	2:01.765	8	1.075	171.27
12	20	I Darryl O'YOUNG	HKG	Chevrolet Lacetti	2:02.186	8	1.496	170.68
13	2	Tom CORONEL	NED	SEAT Leon TDI	2:02.235	5	1.545	170.61
14	19	I Harry VAULKHARD	GBR	Chevrolet Lacetti	2:02.384	8	1.694	170.40
15	34	Leonel PERNIA	ARG	Chevrolet Cruze	2:02.441	8	1.751	170.32
16	21	I Mehdi BENNANI	MAR	BMW 320si	2:02.829	8	2.139	169.78
17	24	I Kristian POULSEN	DEN	BMW 320si	2:02.834	8	2.144	169.78
18	15	I Franz ENGSTLER	GER	BMW 320si	2:02.983	9	2.293	169.57
19	26	I Stefano D'ASTE	ITA	BMW 320si	2:03.276	8	2.586	169.17
20	25	I Sergio HERNANDEZ	ESP	BMW 320si	2:04.260	7	3.570	167.83
21	16	I Andrei ROMANOV	RUS	BMW 320si	2:04.327	8	3.637	167.74
22	33	I Fabio FABIANI	ITA	BMW 320si	2:08.144	8	7.454	162.74

QUALIFICATION MAXIMA 2:09.138

Subject to technical scrutineering. For Media Information Purposes - No Regulatory Value.

Weather/Track: Sun 27c/Dry 49c

Monza

Circuit Length = 5.7930 km.

Start: 16:00 End: 16:20

Race Director:	Steward:	Timekeeper:	Issued at:
----------------	----------	-------------	------------

**2010 FIA World Touring Car Championship  
QUALIFYING 1 RESULT**

POS	NO	CLS	DRIVER	NAT	CAR	TIME	LAPS	GAP	KPH
1	1		<b>Gabriele TARQUINI</b>	<b>ITA</b>	SEAT Leon TDI	2:00.690	7		172.79
2	7		<b>Robert HUFF</b>	<b>GBR</b>	Chevrolet Cruze	2:00.775	7	0.085	172.67
3	6		<b>Yvan MULLER</b>	<b>FRA</b>	Chevrolet Cruze	2:00.834	7	0.144	172.59
4	3		<b>Tiago MONTEIRO</b>	<b>POR</b>	SEAT Leon TDI	2:00.862	9	0.172	172.55
5	11		<b>Andy PRIAULX</b>	<b>GBR</b>	BMW 320si	2:00.941	9	0.251	172.43
6	5		<b>Norbert MICHELISZ</b>	<b>HUN</b>	SEAT Leon TDI	2:01.006	7	0.316	172.34
7	8		<b>Alain MENU</b>	<b>SUI</b>	Chevrolet Cruze	2:01.091	7	0.401	172.22
8	10		<b>Augusto FARFUS</b>	<b>BRA</b>	BMW 320si	2:01.126	9	0.436	172.17
9	18		<b>Fredy BARTH</b>	<b>SUI</b>	SEAT Leon TDI	2:01.581	8	0.891	171.53
10	4		<b>Jordi GENE</b>	<b>ESP</b>	SEAT Leon TDI	2:01.629	7	0.939	171.46
11	17		<b>Michel NYKJAER</b>	<b>DEN</b>	SEAT Leon TDI	2:01.765	8	1.075	171.27
12	20	I	<b>Darryl O'YOUNG</b>	<b>HKG</b>	Chevrolet Lacetti	2:02.186	8	1.496	170.68
13	2		<b>Tom CORONEL</b>	<b>NED</b>	SEAT Leon TDI	2:02.235	5	1.545	170.61
14	19	I	<b>Harry VAULKHARD</b>	<b>GBR</b>	Chevrolet Lacetti	2:02.384	8	1.694	170.40
15	34		<b>Leonel PERNIA</b>	<b>ARG</b>	Chevrolet Cruze	2:02.441	8	1.751	170.32
16	21	I	<b>Mehdi BENNANI</b>	<b>MAR</b>	BMW 320si	2:02.829	8	2.139	169.78
17	24	I	<b>Kristian POULSEN</b>	<b>DEN</b>	BMW 320si	2:02.834	8	2.144	169.78
18	15	I	<b>Franz ENGSTLER</b>	<b>GER</b>	BMW 320si	2:02.983	9	2.293	169.57
19	26	I	<b>Stefano D'ASTE</b>	<b>ITA</b>	BMW 320si	2:03.276	8	2.586	169.17
20	25	I	<b>Sergio HERNANDEZ</b>	<b>ESP</b>	BMW 320si	2:04.260	7	3.570	167.83
21	16	I	<b>Andrei ROMANOV</b>	<b>RUS</b>	BMW 320si	2:04.327	8	3.637	167.74
22	33	I	<b>Fabio FABIANI</b>	<b>ITA</b>	BMW 320si	2:08.144	8	7.454	162.74

QUALIFICATION MAXIMA

2:09.138

Monza

Circuit Length = 5.7930 km.


Start: 16:00 End: 16:20

Weather/Track: Sun 27c/Dry 49c

Steward:	Steward:	Steward:	Issued at:
----------	----------	----------	------------

# 2010 FIA World Touring Car Championship Qualifying 1 - Sector Analysis Report

Lap	S1 Time	S1 Spd	S2 Time	S2 Spd	S3 Time	S3 Spd	Lap Time	Pit	Lap	S1 Time	S1 Spd	S2 Time	S2 Spd	S3 Time	S3 Spd	Lap Time	Pit
<b>1 TARQUINI ITA SEAT Leon TDI</b>																	
1	11:00.757	179.7	47.589	213.4	44.813	208.8	12:33.159		5	38.644	226.4	40.820	230.7	41.226	209.7	2:00.690	
2	39.068	222.2	41.085	232.2	41.273	210.5	2:01.426		6	39.376	226.8	41.705	230.7	42.127	207.2	2:03.208	
3	38.956	224.5	42.126	226.8	59.077		2:20.159	Pit	7	42.767		44.511	208.4	56.081		2:23.359	Pit
4	5:11.833	198.8	44.407	210.9	45.618	208.4	6:41.858										
<b>2 CORONEL NED SEAT Leon TDI</b>																	
1	11:02.527	162.1	48.691	170.8	45.786	203.3	12:37.004		4	3:56.104	225.0	41.925	231.2	42.518	208.4	5:20.547	
2	44.992	179.4	44.632	227.8	52.240		2:21.864	Pit	5	39.143	222.2	41.417	229.2	41.675	207.2	2:02.235	
3	6:58.581	206.8	45.287	207.6	53.246		8:37.114	Pit									
<b>3 MONTEIRO POR SEAT Leon TDI</b>																	
1	11:02.452	208.0	44.758	192.8	44.524	206.5	12:31.734		6	38.428	225.9	40.968	232.7	41.466	208.8	2:00.862	
2	39.163	220.8	41.713	226.8	41.754	208.0	2:02.630		7	39.470	225.9	41.266	233.2	41.772	208.8	2:02.508	
3	38.957	223.1	41.707	226.4	41.759	207.2	2:02.423		8	38.364	224.5	41.773	230.7	42.046	206.5	2:02.183	
4	40.367	219.9	43.608	213.4	49.135		2:13.110	Pit	9	39.024	225.4	43.374	232.2	55.159		2:17.557	Pit
5	3:16.930	186.8	44.718	214.2	45.991	209.3	4:47.639										
<b>4 GENE ESP SEAT Leon TDI</b>																	
1	11:04.839		45.780	190.1	44.957	208.8	12:35.576		5	39.089		40.981	231.2	41.559	207.6	2:01.629	
2	39.317		41.209	230.7	41.747	208.4	2:02.273		6	39.019		41.595	228.8	48.130	207.2	2:08.744	
3	38.825		42.294	209.3	59.024		2:20.143	Pit	7	39.005		41.201	231.2	56.583		2:16.789	Pit
4	5:08.104		43.594	201.1	44.186	207.2	6:35.884										
<b>5 MICHELISZ HUN SEAT Leon TDI</b>																	
1	11:06.743	203.3	46.579	180.0	45.646	208.8	12:38.968		5	3:10.625	211.7	44.290	216.0	45.726	210.1	4:40.641	
2	38.997	225.4	41.878	231.2	41.666	208.8	2:02.541		6	38.886	226.8	40.980	232.2	41.140	209.7	2:01.006	
3	38.949	227.3	41.175	234.2	41.497	208.0	2:01.621		7	39.006	193.5	52.115	226.8	55.484		2:26.605	Pit
4	39.099	224.5	42.631	218.6	52.778		2:14.508	Pit									
<b>6 MULLER FRA Chevrolet Cruze</b>																	
1	11:08.338	217.3	45.946	185.2	46.413	208.4	12:40.697		5	3:24.053	218.1	41.926	226.8	46.169	209.3	4:52.148	
2	39.070	221.7	40.747	231.2	41.478	209.7	2:01.295		6	38.905	222.6	40.601	230.7	41.328	206.8	2:00.834	
3	38.989	224.0	41.030	232.7	41.748	208.4	2:01.767		7	40.231	221.7	41.819	216.0	57.562		2:19.612	Pit
4	40.470	213.0	43.372	208.4	56.424		2:20.266	Pit									
<b>7 HUFF GBR Chevrolet Cruze</b>																	
1	11:09.270	207.6	46.789	192.1	46.973	208.8	12:43.032		5	3:17.034	219.5	41.559	226.8	49.402	206.8	4:47.995	
2	38.860	221.3	40.750	230.7	41.165	209.3	2:00.775		6	39.233	220.8	41.034	226.4	43.519	208.8	2:03.786	
3	39.012	223.6	40.841	231.2	41.516	208.4	2:01.369		7	39.009	222.6	41.687	227.3	54.020		2:14.716	Pit
4	40.314	207.6	42.927	209.3	57.407		2:20.648	Pit									




Weather/Track: Sun 27c/Dry 49c

Circuit Length - 5.793 kilometres  
Monza

# 2010 FIA World Touring Car Championship Qualifying 1 - Sector Analysis Report

Lap	S1 Time	S1 Spd	S2 Time	S2 Spd	S3 Time	S3 Spd	Lap Time	Pit	Lap	S1 Time	S1 Spd	S2 Time	S2 Spd	S3 Time	S3 Spd	Lap Time	Pit
<b>8 MENU SUI Chevrolet Cruze</b>																	
1	11:09.014	219.9	45.867	180.0	46.759	210.1	12:41.640		5	3:15.632	200.7	42.226	215.1	49.669	208.0	4:47.527	
2	38.828	223.1	40.991	231.2	41.453	209.3	2:01.272		6	38.931	223.1	40.727	230.2	41.433	206.5	2:01.091	
3	38.729	225.4	41.041	232.7	41.507	209.7	2:01.277		7	38.960	221.7	42.145	223.6	51.848		2:12.953	Pit
4	40.722	204.5	43.049	203.3	59.463		2:23.234	Pit									
<b>10 FARFUS BRA BMW 320si</b>																	
1	11:13.085	194.9	45.619	185.5	46.964	209.3	12:45.668		6	39.045	223.6	40.938	228.3	41.143	208.0	2:01.126	
2	38.973	224.0	41.024	230.2	41.214	208.4	2:01.211		7	39.017	223.6	41.021	229.2	41.244	208.0	2:01.282	
3	39.257	222.2	41.234	229.2	41.595	207.6	2:02.086		8	38.987	222.2	41.426	229.2	41.375	208.8	2:01.788	
4	39.193	221.7	41.191	229.7	52.093		2:12.477	Pit	9	39.091	222.2	41.256	228.3	52.702		2:13.049	Pit
5	3:07.992	211.3	43.918	214.2	46.162	207.6	4:38.072										
<b>11 PRIAULX GBR BMW 320si</b>																	
1	11:12.576	200.7	45.576	171.7	46.690	209.3	12:44.842		6	39.069	223.6	40.748	231.2	41.124	208.8	2:00.941	
2	39.123	222.6	41.004	227.8	41.362	207.2	2:01.489		7	38.923	225.9	40.930	231.2	41.943	208.0	2:01.796	
3	39.097	221.7	41.463	226.8	43.142	208.8	2:03.702		8	38.946	223.1	40.746	231.7	41.475	209.3	2:01.167	
4	39.025	223.1	41.149	230.7	49.742		2:09.916	Pit	9	39.200	223.6	41.215	220.4	54.424		2:14.839	Pit
5	3:10.290	215.5	43.647	213.0	46.274	209.3	4:40.211										
<b>15 ENGSTLER GER BMW 320si I</b>																	
1	11:23.066		43.713	213.8	45.903	207.6	12:52.682		6	1:07.787		42.052	225.4	42.204	206.5	2:32.043	
2	39.516		43.056	219.9	42.308	207.2	2:04.880		7	39.979		42.126	224.0	42.850	203.0	2:04.955	
3	39.747		41.445	226.8	41.791	206.8	2:02.983		8	39.737		41.573	225.0	42.065	204.9	2:03.375	
4	39.370		1:05.267	204.1	50.802	180.9	2:35.439		9	42.207		44.136	190.1	56.211		2:22.554	Pit
5	52.885		51.553	144.3	1:03.306		2:47.744	Pit									
<b>16 ROMANOV RUS BMW 320si I</b>																	
1	11:24.653	219.5	43.067	219.0	46.301	206.8	12:54.021		6	39.813	222.2	42.290	226.8	42.531	203.0	2:04.634	
2	39.837	219.9	42.198	227.3	42.292	206.5	2:04.327		7	39.788	220.8	55.470	180.3	44.822	204.9	2:20.080	
3	40.538	219.0	41.746	224.5	42.506	204.5	2:04.790		8	39.837	220.4	43.640	223.1	43.048	203.0	2:06.525	
4	42.020	218.1	43.242	223.6	51.402		2:16.664	Pit									
5	2:51.638	219.5	43.492	214.7	46.575	206.8	4:21.705										
<b>17 NYKJAER DEN SEAT Leon TDI</b>																	
1	11:05.585	200.3	46.856	173.6	45.566	208.0	12:38.007		6	39.195	222.2	41.180	226.8	41.779	205.7	2:02.154	
2	39.072	223.6	41.320	229.7	41.373	208.8	2:01.765		7	39.186	223.6	41.447	227.8	41.744	206.8	2:02.377	
3	39.917	216.4	41.467	228.8	1:00.007		2:21.391	Pit	8	39.659		41.229	229.7	53.414		2:14.302	Pit
4	5:04.262	221.3	43.590	212.1	43.772	207.2	6:31.624										
5	39.030	222.6	41.222	227.8	41.638	207.2	2:01.890										



Weather/Track: Sun 27c/Dry 49c

Circuit Length - 5.793 kilometres  
Monza

## 2010 FIA World Touring Car Championship Qualifying 1 - Sector Analysis Report

Lap S1 Time S1 Spd S2 Time S2 Spd S3 Time S3 Spd Lap Time Pit Lap S1 Time S1 Spd S2 Time S2 Spd S3 Time S3 Spd Lap Time Pit

18 BARTH							SUI		SEAT Leon TDI						
1	11:04.103	217.3	45.210	206.8	44.815	208.8	12:34.128	6	38.920	226.8	41.596	229.7	41.884	206.5	2:02.400
2	39.595	222.2	41.399	229.7	41.874	208.8	2:02.868	7	39.847	219.0	41.570	229.2	41.743	205.7	2:03.160
3	39.051	225.0	41.430	231.7	53.035		2:13.516 Pit	8	39.339	224.0	41.544	230.2	52.466		2:13.349 Pit
4	5:16.763	224.5	43.243	210.9	44.174	208.8	6:44.180								
5	39.117	225.4	40.981	231.2	41.483	208.0	2:01.581								


19 VAULKHARD							GBR		Chevrolet Lacetti							I
1	11:20.431	216.0	45.187	221.7	46.076	208.4	12:51.694	6	39.108	218.6	42.034	226.8	41.993	206.1	2:03.135	
2	39.187	222.2	41.484	231.7	42.169	209.7	2:02.840	7	39.661	219.0	41.725	224.5	44.771	210.5	2:06.157	
3	39.957	220.8	42.372	231.7	42.175	209.7	2:04.504	8	39.180	223.6	41.326	233.7	41.878	206.8	2:02.384	
4	41.649	209.7	43.773	228.8	51.915		2:17.337 Pit									
5	4:04.560	214.2	43.195	225.0	43.755	206.5	5:31.510									

20 O'YOUNG							HKG		Chevrolet Lacetti							I
1	11:18.965	189.8	45.968	221.3	45.388	206.1	12:50.321	6	39.296	219.5	41.117	228.3	41.773	206.5	2:02.186	
2	40.038	216.8	41.511	226.8	41.757	207.2	2:03.306	7	39.671	221.7	41.206	227.8	41.807	204.5	2:02.684	
3	39.345	219.9	42.280	227.3	41.973	207.2	2:03.598	8	41.992	158.5	45.902	187.5	54.241		2:22.135 Pit	
4	41.831	220.4	42.974	225.9	52.235		2:17.040 Pit									
5	4:07.760	217.3	43.032	224.0	44.430	205.7	5:35.222									

21 BENNANI							MAR		BMW 320si							I
1	12:41.602	145.1	48.997	219.9	1:05.272	206.8	14:35.871	6	39.362	219.0	41.463	225.4	42.004	205.3	2:02.829	
2	39.279	220.4	41.689	226.4	42.086	206.5	2:03.054	7	39.318	220.4	41.634	225.4	42.055	204.1	2:03.007	
3	39.467	220.8	42.238	171.4	48.143	204.1	2:09.848	8	39.438	220.4	41.655	226.4	41.813	204.9	2:02.906	
4	39.549	218.6	41.757	223.6	48.350		2:09.656 Pit									
5	2:32.049	218.6	41.855	223.6	41.920	205.3	3:55.824									

24 POULSEN							DEN		BMW 320si							I
1	11:24.251	216.8	42.782	207.6	46.352	209.7	12:53.385	6	39.764	221.3	41.646	227.3	41.971	207.6	2:03.381	
2	39.121	223.6	41.840	229.2	41.873	207.6	2:02.834	7	39.624	220.4	41.452	229.2	42.110	206.8	2:03.186	
3	45.790	217.3	42.808	225.4	53.078		2:21.676 Pit	8	39.587	218.6	41.507	227.3	1:00.394		2:21.488 Pit	
4	4:53.000	218.6	43.441	217.7	46.594	208.4	6:23.035									
5	40.061	221.3	41.435	227.8	41.716	208.0	2:03.212									

25 HERNANDEZ							ESP		BMW 320si							I
1	11:50.719	166.4	43.683	219.9	1:09.007		13:43.409 Pit	5	48.540	218.6	44.205	197.4	42.895	203.7	2:15.640	
2	6:13.232	211.7	42.871	217.3	43.121	199.6	7:39.224	6	39.837	217.3	41.901	222.2	42.522	203.0	2:04.260	
3	40.474	214.2	41.988	220.8	43.131	200.3	2:05.593	7	40.181	216.0	41.791	223.1	42.759	201.4	2:04.731	
4	40.299	213.0	41.881	219.9	42.796	201.8	2:04.976									




Weather/Track: Sun 27c/Dry 49c

Circuit Length - 5.793 kilometres  
Monza

## 2010 FIA World Touring Car Championship Qualifying 1 - Sector Analysis Report

Lap	S1 Time	S1 Spd	S2 Time	S2 Spd	S3 Time	S3 Spd	Lap Time	Pit	Lap	S1 Time	S1 Spd	S2 Time	S2 Spd	S3 Time	S3 Spd	Lap Time	Pit
<b>26 D'ASTE</b>									<b>ITA BMW 320si</b>								
1	11:14.263	217.3	45.072	180.0	46.945	206.5	12:46.280		6	39.723	218.6	41.746	222.2	41.807	203.3	2:03.276	
2	40.142	217.7	41.776	225.9	42.015	204.1	2:03.933		7	39.727	219.0	41.672	223.1	44.141	201.1	2:05.540	
3	39.914	216.8	41.786	222.6	41.878	204.5	2:03.578		8	40.024	215.5	42.066	219.9	41.949	202.6	2:04.039	
4	40.384	220.4	41.840	225.9	52.797		2:15.021	Pit									
5	3:20.316	216.8	41.741	224.0	45.844	205.7	4:47.901										
<b>33 FABIANI</b>									<b>ITA BMW 320si</b>								
1	11:19.994	214.7	46.854	215.5	48.176	202.2	12:55.024		6	41.034	212.5	43.873	215.1	44.576	198.1	2:09.483	
2	40.394	216.0	43.302	219.5	44.448	199.6	2:08.144		7	41.056	212.1	43.926	214.7	44.123	198.5	2:09.105	
3	40.617	216.0	44.013	219.0	44.110	200.3	2:08.740		8	47.867	205.7	43.368	219.9	54.310		2:25.545	Pit
4	43.699	210.9	43.763	217.7	51.572		2:19.034	Pit									
5	4:18.486	212.1	44.401	214.7	44.689	197.8	5:47.576										
<b>34 PERNIA</b>									<b>ARG Chevrolet Cruze</b>								
1	11:11.066	216.4	45.594	192.5	47.258	208.0	12:43.918		6	4:03.624	173.3	55.561	209.3	44.771	208.4	5:43.956	
2	39.384	220.8	43.729	227.8	44.227	207.2	2:07.340		7	39.204	223.1	41.389	229.7	42.189	206.8	2:02.782	
3	39.223	222.2	41.540	227.3	42.227	207.6	2:02.990		8	39.329	219.5	41.394	226.4	41.718	204.9	2:02.441	
4	39.373	220.8	41.874	225.4	41.774	205.3	2:03.021										
5	39.977	218.6	42.023	225.9	49.095		2:11.095	Pit									



Weather/Track: Sun 27c/Dry 49c


Circuit Length - 5.793 kilometres  
Monza

## 2010 FIA World Touring Car Championship Qualifying 1 - Best Sector Speeds Report

SECTOR 1				SECTOR 2				SECTOR 3				
POS	NO	NAME	SPEED	LAP	NO	NAME	SPEED	LAP	NO	NAME	SPEED	LAP
1	5	MICHELISZ	227.3	3	5	MICHELISZ	234.2	3	1	TARQUINI	210.5	2
2	1	TARQUINI	226.8	6	19	VAULKHARD	233.7	8	19	VAULKHARD	210.5	7
3	18	BARTH	226.8	6	3	MONTEIRO	233.2	7	5	MICHELISZ	210.1	5
4	3	MONTEIRO	225.9	6	6	MULLER	232.7	3	8	MENU	210.1	1
5	11	PRIAULX	225.9	7	8	MENU	232.7	3	6	MULLER	209.7	2
6	8	MENU	225.4	3	1	TARQUINI	232.2	2	24	POULSEN	209.7	1
7	2	CORONEL	225.0	4	11	PRIAULX	231.7	8	3	MONTEIRO	209.3	5
8	6	MULLER	224.0	3	18	BARTH	231.7	3	7	HUFF	209.3	2
9	10	FARFUS	224.0	2	2	CORONEL	231.2	4	10	FARFUS	209.3	1
10	7	HUFF	223.6	3	4	GENE	231.2	5	11	PRIAULX	209.3	1
11	17	NYKJAER	223.6	2	7	HUFF	231.2	3	4	GENE	208.8	1
12	19	VAULKHARD	223.6	8	10	FARFUS	230.2	2	17	NYKJAER	208.8	2
13	24	POULSEN	223.6	2	17	NYKJAER	229.7	2	18	BARTH	208.8	1
14	34	PERNIA	223.1	7	34	PERNIA	229.7	7	2	CORONEL	208.4	4
15	16	ROMANOV	222.2	6	24	POULSEN	229.2	2	34	PERNIA	208.4	6
16	20	O'YOUNG	221.7	7	20	O'YOUNG	228.3	6	15	ENGSTLER	207.6	1
17	21	BENNANI	220.8	3	16	ROMANOV	227.3	2	20	O'YOUNG	207.2	2
18	26	D'ASTE	220.4	4	15	ENGSTLER	226.8	3	16	ROMANOV	206.8	1
19	25	HERNANDEZ	218.6	5	21	BENNANI	226.4	2	21	BENNANI	206.8	1
20	33	FABIANI	216.0	2	26	D'ASTE	225.9	2	26	D'ASTE	206.5	1
21					25	HERNANDEZ	223.1	7	25	HERNANDEZ	203.7	5
22					33	FABIANI	219.9	8	33	FABIANI	202.2	1



Weather/Track: Sun 27c/Dry 49c

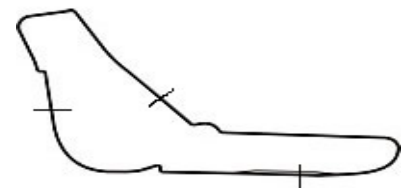


Circuit Length - 5.793 kilometres  
Monza

## 2010 FIA World Touring Car Championship Qualifying 1 - Best Sector Times Report

POS	NO	SECTOR 1		SECTOR 2		SECTOR 3		IDEAL/BEST LAP COMPARISON							
		TIME	LAP	NO	TIME	LAP	NO	TIME	LAP	NO	NAME	IDEAL	BEST	LAP	DIFF
1	3	38.364	8	6	40.601	6	11	41.124	6	1	TARQUINI	2:00.690	2:00.690	5	+ 0.000
2	1	38.644	5	8	40.727	6	5	41.140	6	7	HUFF	2:00.775	2:00.775	2	+ 0.000
3	8	38.729	3	11	40.746	8	10	41.143	6	11	PRIAULX	2:00.793	2:00.941	6	+ 0.148
4	4	38.825	3	7	40.750	2	7	41.165	2	3	MONTEIRO	2:00.798	2:00.862	6	+ 0.064
5	7	38.860	2	1	40.820	5	1	41.226	5	6	MULLER	2:00.834	2:00.834	6	+ 0.000
6	5	38.886	6	10	40.938	6	6	41.328	6	8	MENU	2:00.889	2:01.091	6	+ 0.202
7	6	38.905	6	3	40.968	6	17	41.373	2	5	MICHELISZ	2:01.006	2:01.006	6	+ 0.000
8	18	38.920	6	5	40.980	6	8	41.433	6	10	FARFUS	2:01.054	2:01.126	6	+ 0.072
9	11	38.923	7	4	40.981	5	3	41.466	6	4	GENE	2:01.365	2:01.629	5	+ 0.264
10	10	38.973	2	18	40.981	5	18	41.483	5	18	BARTH	2:01.384	2:01.581	5	+ 0.197
11	17	39.030	5	20	41.117	6	4	41.559	5	17	NYKJAER	2:01.583	2:01.765	2	+ 0.182
12	19	39.108	6	17	41.180	6	2	41.675	5	20	O'YOUNG	2:02.170	2:02.186	6	+ 0.016
13	24	39.121	2	19	41.326	8	24	41.716	5	2	CORONEL	2:02.235	2:02.235	5	+ 0.000
14	2	39.143	5	34	41.389	7	34	41.718	8	24	POULSEN	2:02.272	2:02.834	2	+ 0.562
15	34	39.204	7	2	41.417	5	20	41.757	2	34	PERNIA	2:02.311	2:02.441	8	+ 0.130
16	21	39.279	2	24	41.435	5	15	41.791	3	19	VAULKHARD	2:02.312	2:02.384	8	+ 0.072
17	20	39.296	6	15	41.445	3	26	41.807	6	21	BENNANI	2:02.555	2:02.829	6	+ 0.274
18	15	39.370	4	21	41.463	6	21	41.813	8	15	ENGSTLER	2:02.606	2:02.983	3	+ 0.377
19	26	39.723	6	26	41.672	7	19	41.878	8	26	D'ASTE	2:03.202	2:03.276	6	+ 0.074
20	16	39.788	7	16	41.746	3	16	42.292	2	16	ROMANOV	2:03.826	2:04.327	2	+ 0.501
21	25	39.837	6	25	41.791	7	25	42.522	6	25	HERNANDEZ	2:04.150	2:04.260	6	+ 0.110
22	33	40.394	2	33	43.302	2	33	44.110	3	33	FABIANI	2:07.806	2:08.144	2	+ 0.338

'Perfect Lap' - 2:00.089



Weather/Track: Sun 27c/Dry 49c

Circuit Length - 5.793 kilometres  
Monza



**2010 FIA World Touring Car Championship  
QUALIFYING 2 - PROVISIONAL CLASSIFICATION**

POS	NO	CLS DRIVER	NAT	CAR	TIME	LAPS	GAP	KPH
1	10	Augusto FARFUS	BRA	BMW 320si	2:00.672	5		172.82
2	7	Robert HUFF	GBR	Chevrolet Cruze	2:00.697	4	0.025	172.78
3	11	Andy PRIAULX	GBR	BMW 320si	2:00.807	4	0.135	172.62
4	8	Alain MENU	SUI	Chevrolet Cruze	2:00.899	4	0.227	172.49
5	6	Yvan MULLER	FRA	Chevrolet Cruze	2:01.078	4	0.406	172.24
6	4	Jordi GENE	ESP	SEAT Leon TDI	2:01.400	4	0.728	171.78
7	1	Gabriele TARQUINI	ITA	SEAT Leon TDI	2:01.544	5	0.872	171.58
8	5	Norbert MICHELISZ	HUN	SEAT Leon TDI	2:01.731	3	1.059	171.31
9	18	Fredy BARTH	SUI	SEAT Leon TDI	2:01.926	5	1.254	171.04
10	3	Tiago MONTEIRO	POR	SEAT Leon TDI	2:01.927	5	1.255	171.04

Subject to technical scrutineering. For Media Information Purposes - No Regulatory Value.

Weather/Track: Sun 27c/Dry 49c

Monza

Circuit Length = 5.7930 km.

Start: 16:25 End: 16:35

Race Director:	Steward:	Timekeeper:	Issued at:
----------------	----------	-------------	------------

**2010 FIA World Touring Car Championship  
QUALIFYING 2 RESULT**

POS	NO	CLS DRIVER	NAT	CAR	TIME	LAPS	GAP	KPH
1	10	Augusto FARFUS	BRA	BMW 320si	2:00.672	5		172.82
2	7	Robert HUFF	GBR	Chevrolet Cruze	2:00.697	4	0.025	172.78
3	11	Andy PRIAULX	GBR	BMW 320si	2:00.807	4	0.135	172.62
4	8	Alain MENU	SUI	Chevrolet Cruze	2:00.899	4	0.227	172.49
5	6	Yvan MULLER	FRA	Chevrolet Cruze	2:01.078	4	0.406	172.24
6	4	Jordi GENE	ESP	SEAT Leon TDI	2:01.400	4	0.728	171.78
7	1	Gabriele TARQUINI	ITA	SEAT Leon TDI	2:01.544	5	0.872	171.58
8	5	Norbert MICHELISZ	HUN	SEAT Leon TDI	2:01.731	3	1.059	171.31
9	18	Fredy BARTH	SUI	SEAT Leon TDI	2:01.926	5	1.254	171.04
10	3	Tiago MONTEIRO	POR	SEAT Leon TDI	2:01.927	5	1.255	171.04

Monza

Circuit Length = 5.7930 km.


Start: 16:25 End: 16:35

Weather/Track: Sun 27c/Dry 49c

Steward:	Steward:	Steward:	Issued at:
----------	----------	----------	------------

# 2010 FIA World Touring Car Championship Qualifying 2 - Sector Analysis Report

Lap	S1 Time	S1 Spd	S2 Time	S2 Spd	S3 Time	S3 Spd	Lap Time	Pit	Lap	S1 Time	S1 Spd	S2 Time	S2 Spd	S3 Time	S3 Spd	Lap Time	Pit
<b>1 TARQUINI ITA SEAT Leon TDI</b>																	
1	12:09.975	184.6	43.384	216.8	43.071	208.4	13:36.430		4	38.972		41.104	228.8	41.468	206.8	2:01.544	
2	38.688	226.4	43.248	211.7	42.074	208.4	2:04.010		5	38.948		41.205	228.8	41.590	206.5	2:01.743	
3	38.636	227.3	41.628	227.8	42.096	208.4	2:02.360										
<b>3 MONTEIRO POR SEAT Leon TDI</b>																	
1	12:09.119	201.4	43.387	220.8	42.898	206.1	13:35.404		4	38.839	224.5	41.297	229.7	41.791	206.8	2:01.927	
2	39.212	222.2	41.518	208.8	45.334	208.8	2:06.064		5	39.211	225.0	41.399	229.2	41.632	206.5	2:02.242	
3	38.838		41.369	234.7	41.877	208.4	2:02.084										
<b>4 GENE ESP SEAT Leon TDI</b>																	
1	12:11.043		44.247	224.5	42.761	209.7	13:38.051		4	38.866		41.123	233.7	41.754	208.8	2:01.743	
2	38.652		41.366	227.8	41.382	205.3	2:01.400										
3	39.297		42.633	228.8	43.696	209.7	2:05.626										
<b>5 MICHELISZ HUN SEAT Leon TDI</b>																	
1	12:11.911	201.1	44.810	208.0	42.657	209.3	13:39.378		3	38.835	229.7	49.936	204.9	59.097		2:27.868	Pit
2	38.825	226.8	41.117	231.7	41.789	210.9	2:01.731										
<b>6 MULLER FRA Chevrolet Cruze</b>																	
1	12:12.873	195.6	44.593	216.0	43.136	209.3	13:40.602		4	39.189	223.6	44.603	170.3	46.813	206.8	2:10.605	
2	38.901	223.6	40.623	232.2	41.554	210.5	2:01.078										
3	38.971	225.4	42.872	220.8	44.521	209.7	2:06.364										
<b>7 HUFF GBR Chevrolet Cruze</b>																	
1	12:13.595	208.0	44.631	206.5	43.626	208.4	13:41.852		4	39.008	224.5	41.021	231.7	42.156	208.4	2:02.185	
2	38.983	223.1	40.519	232.2	41.195	209.7	2:00.697										
3	38.766	225.0	40.936	233.2	42.232	208.8	2:01.934										
<b>8 MENU SUI Chevrolet Cruze</b>																	
1	12:17.886	220.8	41.701	226.8	43.057	210.1	13:42.644		4	38.770	224.0	40.840	231.7	41.765	207.2	2:01.375	
2	38.804	225.4	40.734	233.2	41.361	208.4	2:00.899										
3	38.739	224.0	42.999	210.9	42.160	208.8	2:03.898										
<b>10 FARFUS BRA BMW 320si</b>																	
1	12:15.216	202.6	44.268	189.1	45.146	208.4	13:44.630		4	39.055	224.5	40.969	228.8	41.098	207.6	2:01.122	
2	38.913	223.6	40.661	231.2	41.098	208.8	2:00.672		5	39.337	221.7	41.131	228.8	1:00.180		2:20.648	Pit
3	38.997	223.1	40.860	230.7	41.174	208.8	2:01.031										
<b>11 PRIAULX GBR BMW 320si</b>																	
1	12:14.737	213.4	44.120	189.1	45.047	207.6	13:43.904		4	38.913	223.1	42.150	180.3	42.460	206.1	2:03.523	
2	39.112	222.2	40.681	229.2	41.014	208.4	2:00.807										
3	38.990	222.6	41.002	228.3	41.386	209.3	2:01.378										



Weather/Track: Sun 27c/Dry 49c

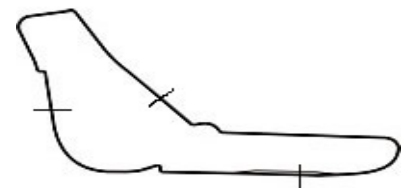
Circuit Length - 5.793 kilometres  
Monza

# 2010 FIA World Touring Car Championship Qualifying 2 - Sector Analysis Report

Lap	S1 Time	S1 Spd	S2 Time	S2 Spd	S3 Time	S3 Spd	Lap Time Pit	Lap	S1 Time	S1 Spd	S2 Time	S2 Spd	S3 Time	S3 Spd	Lap Time Pit
<b>18 BARTH SUI SEAT Leon TDI</b>															
1	12:10.775	197.0	43.558	225.9	42.876	208.8	13:37.209	4	39.211	225.4	41.357	232.2	41.760	207.2	2:02.328
2	38.787	225.9	42.675	210.9	42.002	208.8	2:03.464	5	39.159	225.9	41.329	232.7	41.438	208.0	2:01.926
3	38.625	228.3	41.572	228.8	42.858	208.8	2:03.055								



Weather/Track: Sun 27c/Dry 49c



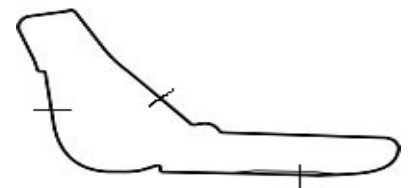
Circuit Length - 5.793 kilometres  
Monza

## 2010 FIA World Touring Car Championship Qualifying 2 - Best Sector Speeds Report

SECTOR 1				SECTOR 2				SECTOR 3				
POS	NO	NAME	SPEED	LAP	NO	NAME	SPEED	LAP	NO	NAME	SPEED	LAP
1	5	MICHELISZ	229.7	3	3	MONTEIRO	234.7	3	5	MICHELISZ	210.9	2
2	18	BARTH	228.3	3	4	GENE	233.7	4	6	MULLER	210.5	2
3	1	TARQUINI	227.3	3	7	HUFF	233.2	3	8	MENU	210.1	1
4	6	MULLER	225.4	3	8	MENU	233.2	2	4	GENE	209.7	1
5	8	MENU	225.4	2	18	BARTH	232.7	5	7	HUFF	209.7	2
6	3	MONTEIRO	225.0	5	6	MULLER	232.2	2	11	PRIAULX	209.3	3
7	7	HUFF	225.0	3	5	MICHELISZ	231.7	2	3	MONTEIRO	208.8	2
8	10	FARFUS	224.5	4	10	FARFUS	231.2	2	10	FARFUS	208.8	2
9	11	PRIAULX	223.1	4	11	PRIAULX	229.2	2	18	BARTH	208.8	1
10					1	TARQUINI	228.8	4	1	TARQUINI	208.4	1



Weather/Track: Sun 27c/Dry 49c

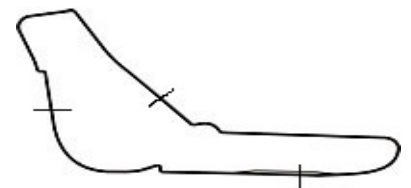


Circuit Length - 5.793 kilometres  
Monza

## 2010 FIA World Touring Car Championship Qualifying 2 - Best Sector Times Report

POS	NO	SECTOR 1		SECTOR 2		SECTOR 3		IDEAL/BEST LAP COMPARISON							
		TIME	LAP	NO	TIME	LAP	NO	TIME	LAP	NO	NAME	IDEAL	BEST	LAP	DIFF
1	18	38.625	3	7	40.519	2	11	41.014	2	7	HUFF	2:00.480	2:00.697	2	+ 0.217
2	1	38.636	3	6	40.623	2	10	41.098	2	11	PRIaulx	2:00.608	2:00.807	2	+ 0.199
3	4	38.652	2	10	40.661	2	7	41.195	2	10	FARFUS	2:00.672	2:00.672	2	+ 0.000
4	8	38.739	3	11	40.681	2	8	41.361	2	8	MENU	2:00.834	2:00.899	2	+ 0.065
5	7	38.766	3	8	40.734	2	4	41.382	2	6	MULLER	2:01.078	2:01.078	2	+ 0.000
6	5	38.825	2	1	41.104	4	18	41.438	5	4	GENE	2:01.157	2:01.400	2	+ 0.243
7	3	38.838	3	5	41.117	2	1	41.468	4	1	TARQUINI	2:01.208	2:01.544	4	+ 0.336
8	6	38.901	2	4	41.123	4	6	41.554	2	18	BARTH	2:01.392	2:01.926	5	+ 0.534
9	10	38.913	2	3	41.297	4	3	41.632	5	5	MICHELISZ	2:01.731	2:01.731	2	+ 0.000
10	11	38.913	4	18	41.329	5	5	41.789	2	3	MONTEIRO	2:01.767	2:01.927	4	+ 0.160

'Perfect Lap' - 2:00.158



Circuit Length - 5.793 kilometres  
Monza

Weather/Track: Sun 27c/Dry 49c

**2010 FIA World Touring Car Championship  
COMBINED QUALIFYING RESULT**

POS	NO	CLS	DRIVER	NAT	CAR	Q1	Q2
1	10		Augusto FARFUS	BRA	BMW 320si	2:01.126	2:00.672
2	7		Robert HUFF	GBR	Chevrolet Cruze	2:00.775	2:00.697
3	11		Andy PRIAULX	GBR	BMW 320si	2:00.941	2:00.807
4	8		Alain MENU	SUI	Chevrolet Cruze	2:01.091	2:00.899
5	6		Yvan MULLER	FRA	Chevrolet Cruze	2:00.834	2:01.078
6	4		Jordi GENE	ESP	SEAT Leon TDI	2:01.629	2:01.400
7	1		Gabriele TARQUINI	ITA	SEAT Leon TDI	2:00.690	2:01.544
8	5		Norbert MICHELISZ	HUN	SEAT Leon TDI	2:01.006	2:01.731
9	18		Fredy BARTH	SUI	SEAT Leon TDI	2:01.581	2:01.926
10	3		Tiago MONTEIRO	POR	SEAT Leon TDI	2:00.862	2:01.927
11	17		Michel NYKJAER	DEN	SEAT Leon TDI	2:01.765	
12	20	I	Darryl O'YOUNG	HKG	Chevrolet Lacetti	2:02.186	
13	2		Tom CORONEL	NED	SEAT Leon TDI	2:02.235	
14	19	I	Harry VAULKHARD	GBR	Chevrolet Lacetti	2:02.384	
15	34		Leonel PERNIA	ARG	Chevrolet Cruze	2:02.441	
16	21	I	Mehdi BENNANI	MAR	BMW 320si	2:02.829	
17	24	I	Kristian POULSEN	DEN	BMW 320si	2:02.834	
18	15	I	Franz ENGSTLER	GER	BMW 320si	2:02.983	
19	26	I	Stefano D'ASTE	ITA	BMW 320si	2:03.276	
20	25	I	Sergio HERNANDEZ	ESP	BMW 320si	2:04.260	
21	16	I	Andrei ROMANOV	RUS	BMW 320si	2:04.327	
22	33	I	Fabio FABIANI	ITA	BMW 320si	2:08.144	

QUALIFICATION MAXIMA 2:09.138

Monza

Circuit Length = 5.7930 km.

Start: 16:00 End: 16:35

Weather/Track: Sun 27c/Dry 49c

Steward:	Steward:	Steward:	Issued at:
----------	----------	----------	------------

**2010 FIA World Touring Car Championship  
WARM UP**

POS	NO	CLS	DRIVER	NAT	CAR	TIME	LAPS	GAP	KPH
1	11		Andy PRIAULX	GBR	BMW 320si	2:01.441	7		171.72
2	17		Michel NYKJAER	DEN	SEAT Leon TDI	2:01.449	6	0.008	171.71
3	1		Gabriele TARQUINI	ITA	SEAT Leon TDI	2:01.522	7	0.081	171.61
4	10		Augusto FARFUS	BRA	BMW 320si	2:01.564	7	0.123	171.55
5	7		Robert HUFF	GBR	Chevrolet Cruze	2:02.054	6	0.613	170.86
6	20	I	Darryl O'YOUNG	HKG	Chevrolet Lacetti	2:02.196	7	0.755	170.66
7	6		Yvan MULLER	FRA	Chevrolet Cruze	2:02.476	7	1.035	170.27
8	15	I	Franz ENGSTLER	GER	BMW 320si	2:02.718	6	1.277	169.94
9	18		Fredy BARTH	SUI	SEAT Leon TDI	2:02.769	6	1.328	169.87
10	3		Tiago MONTEIRO	POR	SEAT Leon TDI	2:02.867	7	1.426	169.73
11	21	I	Mehdi BENNANI	MAR	BMW 320si	2:02.917	7	1.476	169.66
12	8		Alain MENU	SUI	Chevrolet Cruze	2:02.996	6	1.555	169.55
13	2		Tom CORONEL	NED	SEAT Leon TDI	2:03.075	7	1.634	169.44
14	4		Jordi GENE	ESP	SEAT Leon TDI	2:03.145	7	1.704	169.35
15	19	I	Harry VAULKHARD	GBR	Chevrolet Lacetti	2:03.212	7	1.771	169.25
16	5		Norbert MICHELISZ	HUN	SEAT Leon TDI	2:03.675	7	2.234	168.62
17	24	I	Kristian POULSEN	DEN	BMW 320si	2:04.017	6	2.576	168.16
18	26	I	Stefano D'ASTE	ITA	BMW 320si	2:04.560	7	3.119	167.42
19	16	I	Andrei ROMANOV	RUS	BMW 320si	2:04.927	7	3.486	166.93
20	33	I	Fabio FABIANI	ITA	BMW 320si	2:07.506	7	6.065	163.55
21	34		Leonel PERNIA	ARG	Chevrolet Cruze	2:55.646	5	54.205	118.73
22	25	I	Sergio HERNANDEZ	ESP	BMW 320si	12:57.742	3	10:56.301	26.81

Monza

For Media Information Purposes - No Regulatory Value.

Circuit Length = 5.7930 km.

Weather/Track: Sun 22c/Dry 28c

Start: 09:00 End: 09:15


Race Director:	Steward:	Timekeeper:	Issued at:
----------------	----------	-------------	------------



# 2010 FIA World Touring Car Championship

## Warm Up - Sector Analysis Report

Lap	S1 Time	S1 Spd	S2 Time	S2 Spd	S3 Time	S3 Spd	Lap Time	Pit	Lap	S1 Time	S1 Spd	S2 Time	S2 Spd	S3 Time	S3 Spd	Lap Time	Pit
<b>1 TARQUINI ITA SEAT Leon TDI</b>																	
1	11:00.391	187.8	44.962	204.5	45.263	204.5	12:30.616		5	39.947	225.9	41.151	233.2	41.482	209.3	2:02.124	
2	43.579	210.1	44.527	209.3	46.321	206.8	2:14.427		6	39.197	226.8	41.049	232.2	41.276	208.4	2:01.522	
3	43.907		49.381	197.0	48.132	169.0	2:21.420		7	42.487		48.627	194.9	1:05.763	84.7	2:36.877	
4	47.280		46.856	216.0	45.617	209.3	2:19.753										
<b>2 CORONEL NED SEAT Leon TDI</b>																	
1	11:01.490		44.392	208.8	45.366	207.6	12:31.248		5	39.947	224.5	41.346	231.2	41.894	204.5	2:03.187	
2	40.487	219.9	41.688	227.3	41.834	206.8	2:04.009		6	40.324	221.3	41.242	228.3	41.509	206.5	2:03.075	
3	40.439	221.3	41.327	227.3	41.624	206.1	2:03.390		7	39.789	221.3	43.023	203.7	44.139	205.7	2:06.951	
4	40.199	220.8	41.469	228.8	47.138	208.0	2:08.806										
<b>3 MONTEIRO POR SEAT Leon TDI</b>																	
1	11:14.224		44.710	210.9	44.394	204.5	12:43.328		5	40.028		41.461	230.7	41.810	206.8	2:03.299	
2	40.875		41.754	226.8	41.728	207.2	2:04.357		6	39.907		41.341	230.2	41.619	205.7	2:02.867	
3	40.747		41.536	228.3	41.725	206.1	2:04.008		7	39.861		41.877	227.8	42.138	204.5	2:03.876	
4	40.269		41.316	229.2	41.653	207.2	2:03.238										
<b>4 GENE ESP SEAT Leon TDI</b>																	
1	11:03.683		44.506	227.3	44.408	206.1	12:32.597		5	40.718		41.442	227.8	43.129	201.1	2:05.289	
2	41.010		41.966	227.8	41.848	205.7	2:04.824		6	40.218		41.116	230.2	41.811	206.5	2:03.145	
3	40.567		41.411	228.3	42.353	205.3	2:04.331		7	40.617		41.895	231.7	52.327		2:14.839	Pit
4	40.490		41.340	228.3	42.523	203.7	2:04.353										
<b>5 MICHELISZ HUN SEAT Leon TDI</b>																	
1	11:08.139		44.877	203.7	45.713	203.7	12:38.729		5	40.358		41.517	229.7	41.800	206.1	2:03.675	
2	41.144		42.438	225.9	42.040	206.1	2:05.622		6	39.927		41.596	229.2	51.555		2:13.078	Pit
3	40.501		41.610	228.8	42.534	205.3	2:04.645		7	1:18.920	225.9	42.072	228.3	54.915		2:55.907	Pit
4	40.715		41.614	229.2	41.737	206.8	2:04.066										
<b>6 MULLER FRA Chevrolet Cruze</b>																	
1	11:12.546	206.1	44.142	216.8	1:00.137	129.4	12:56.825		5	40.480	218.1	41.133	227.3	41.776	205.7	2:03.389	
2	46.622	152.3	50.634	219.0	58.491	139.5	2:35.747		6	39.990	219.9	40.950	229.2	42.532	205.3	2:03.472	
3	43.449	216.8	41.496	225.4	43.330	205.3	2:08.275		7	39.607	219.9	41.064	227.3	41.805	204.9	2:02.476	
4	41.008	218.1	41.510	226.8	41.779	204.9	2:04.297										
<b>7 HUFF GBR Chevrolet Cruze</b>																	
1	11:13.223	200.7	44.382	216.4	54.725		12:52.330	Pit	5	39.845	219.5	42.014	228.8	41.614	206.5	2:03.473	
2	2:39.448	203.7	43.745	219.0	49.230	93.3	4:12.423		6	39.574	219.0	41.060	227.3	41.420	205.7	2:02.054	
3	50.467	165.6	47.899	204.5	42.021	206.5	2:20.387										
4	40.011	219.0	40.892	228.3	41.342	206.5	2:02.245										




Weather/Track: Sun 22c/Dry 28c

Circuit Length - 5.793 kilometres  
Monza

# 2010 FIA World Touring Car Championship

## Warm Up - Sector Analysis Report

Lap	S1 Time	S1 Spd	S2 Time	S2 Spd	S3 Time	S3 Spd	Lap Time	Pit	Lap	S1 Time	S1 Spd	S2 Time	S2 Spd	S3 Time	S3 Spd	Lap Time	Pit
<b>8 MENU SUI Chevrolet Cruze</b>																	
1	11:15.489	204.9	45.708	222.2	58.563		12:59.760	Pit	5	40.143	216.8	41.285	225.4	41.568	204.1	2:02.996	
2	3:30.850	214.7	42.439	224.0	42.204	203.3	4:55.493		6	40.481	221.7	41.146	228.8	41.753	205.7	2:03.380	
3	40.557	216.4	41.368	225.4	41.613	203.3	2:03.538										
4	40.420	216.8	41.200	225.0	41.692	204.1	2:03.312										
<b>10 FARFUS BRA BMW 320si</b>																	
1	11:25.516	191.1	48.146	217.7	57.806	128.5	13:11.468		5	39.917	219.5	40.857	227.3	41.346	206.1	2:02.120	
2	43.703	219.5	41.231	227.3	41.460	207.6	2:06.394		6	39.644	219.9	40.791	227.3	41.381	206.8	2:01.816	
3	40.260	222.6	41.964	228.8	41.462	207.6	2:03.686		7	39.517	220.8	40.913	227.3	41.134	207.2	2:01.564	
4	40.100	220.4	40.875	228.8	41.291	206.5	2:02.266										
<b>11 PRIAULX GBR BMW 320si</b>																	
1	11:21.969	187.8	43.187	222.6	53.691	128.5	12:58.847		5	40.266	221.3	41.389	228.3	41.050	207.6	2:02.705	
2	44.807	220.4	41.699	229.2	56.106	206.1	2:22.612		6	39.448	220.8	41.314	228.3	41.170	208.4	2:01.932	
3	40.487		41.052	229.2	42.213	206.8	2:03.752		7	39.515	221.7	40.845	229.7	41.081	208.0	2:01.441	
4	40.131	220.4	40.839	230.2	41.224	209.3	2:02.194										
<b>15 ENGSTLER GER BMW 320si I</b>																	
1	11:28.971		46.560	206.8	53.647		13:09.178	Pit	5	39.590		41.588	228.3	41.849	205.3	2:03.027	
2	3:22.712		42.325	225.4	42.589	204.1	4:47.626		6	39.584		41.488	227.3	41.646	206.1	2:02.718	
3	40.308		41.779	226.4	41.829	204.9	2:03.916										
4	40.178		41.694	225.4	42.108	207.2	2:03.980										
<b>16 ROMANOV RUS BMW 320si I</b>																	
1	11:30.814	160.0	46.620	191.1	44.767	203.7	13:02.201		5	43.938	177.9	49.708	225.4	47.492	206.1	2:21.138	
2	41.996	221.7	42.164	227.3	42.540	204.9	2:06.700		6	40.608	219.5	41.920	227.3	42.399	203.0	2:04.927	
3	40.669	218.6	42.508	224.0	42.943	203.0	2:06.120		7	41.328	214.2	49.965	216.0	53.290		2:24.583	Pit
4	40.807	219.0	41.893	224.5	42.917	203.3	2:05.617										
<b>17 NYKJAER DEN SEAT Leon TDI</b>																	
1	11:05.305	188.4	45.419	211.3	59.045		12:49.769	Pit	5	39.282		40.931	231.7	41.236	208.0	2:01.449	
2	3:45.376	220.4	42.432	228.3	41.795	207.6	5:09.603		6	39.364		41.090	229.7	41.562	207.2	2:02.016	
3	39.666	224.0	41.470	231.2	41.377	208.0	2:02.513										
4	39.789		41.059	232.7	41.543	207.2	2:02.391										
<b>18 BARTH SUI SEAT Leon TDI</b>																	
1	11:06.465		44.995	216.8	54.416		12:45.876	Pit	5	40.399		41.157	232.7	41.627	207.6	2:03.183	
2	3:07.606	158.1	50.178	227.8	42.569	205.3	4:40.353		6	39.192	225.9	41.532	232.2	42.045	207.2	2:02.769	
3	39.854	227.3	41.405	233.2	42.003	207.6	2:03.262										
4	40.035		41.262	233.7	42.268	207.6	2:03.565										




Weather/Track: Sun 22c/Dry 28c

Circuit Length - 5.793 kilometres  
Monza

# 2010 FIA World Touring Car Championship

## Warm Up - Sector Analysis Report

Lap	S1 Time	S1 Spd	S2 Time	S2 Spd	S3 Time	S3 Spd	Lap Time	Pit	Lap	S1 Time	S1 Spd	S2 Time	S2 Spd	S3 Time	S3 Spd	Lap Time	Pit
<b>19 VAULKHARD</b> GBR Chevrolet Lacetti <b>I</b>																	
1	11:33.508	156.2	49.354	174.1	45.593	206.8	13:08.455		5	40.944	223.1	41.775	234.2	41.692	209.7	2:04.411	
2	41.275		42.475	229.7	42.660	208.0	2:06.410		6	39.616	221.3	41.596	231.7	42.005	208.8	2:03.217	
3	40.477	219.9	42.746	228.3	42.484	207.2	2:05.707		7	39.361	220.4	42.051	230.2	41.800	208.0	2:03.212	
4	42.732	217.3	41.757	231.7	41.993	208.8	2:06.482										
<b>20 O'YOUNG</b> HKG Chevrolet Lacetti <b>I</b>																	
1	11:29.957	169.5	46.932	198.8	44.390	208.8	13:01.279		5	41.900	214.7	41.768	230.2	41.537	209.3	2:05.205	
2	41.551	217.3	41.750	228.8	41.572	208.8	2:04.873		6	39.914	221.3	41.214	230.7	41.774	208.8	2:02.902	
3	41.014	220.4	41.567	227.8	41.515	206.8	2:04.096		7	39.777	221.3	40.942	230.7	41.477	206.5	2:02.196	
4	40.543	218.1	41.448	228.3	41.414	207.6	2:03.405										
<b>21 BENNANI</b> MAR BMW 320si <b>I</b>																	
1	11:31.010	191.8	45.077	226.4	44.121	205.7	13:00.208		5	40.053	219.5	41.489	226.8	41.563	205.3	2:03.105	
2	41.212	219.5	41.941	225.0	42.156	204.9	2:05.309		6	39.936	218.6	41.325	225.0	41.656	204.9	2:02.917	
3	41.060	218.6	42.827	219.9	41.963	205.7	2:05.850		7	39.832	218.6	41.607	225.0	42.312	206.5	2:03.751	
4	40.285	221.3	41.543	228.8	41.495	206.8	2:03.323										
<b>24 POULSEN</b> DEN BMW 320si <b>I</b>																	
1	11:36.433	160.7	50.715	167.1	52.960	189.8	13:20.108		5	40.291	218.1	42.436	226.4	42.407	205.3	2:05.134	
2	42.608	216.8	42.151	225.4	42.353	203.7	2:07.112		6	40.473	218.1	41.732	226.8	56.707		2:18.912	Pit
3	40.744	218.1	42.029	225.4	42.244	205.7	2:05.017										
4	40.441	218.1	41.776	227.8	41.800	206.8	2:04.017										
<b>25 HERNANDEZ</b> ESP BMW 320si <b>I</b>																	
1	11:24.317	180.6	48.120	152.1	45.305	175.8	12:57.742		3	6:21.577	203.3	51.324	221.7	1:09.030		8:21.931	Pit
2	47.575	203.3	1:05.572	222.6	1:11.970		3:05.117	Pit									
<b>26 D'ASTE</b> ITA BMW 320si <b>I</b>																	
1	11:26.230	179.4	44.101	224.0	42.866	199.6	12:53.197		5	41.014	216.4	41.883	221.7	42.164	202.6	2:05.061	
2	41.291	218.1	41.761	223.6	42.112	204.5	2:05.164		6	45.027	214.2	42.399	223.1	42.257	205.7	2:09.683	
3	41.159	216.4	41.700	225.4	41.996	203.3	2:04.855		7	40.166	219.5	42.115	223.1	42.279	204.1	2:04.560	
4	40.932	216.4	41.710	223.1	42.125	204.1	2:04.767										
<b>33 FABIANI</b> ITA BMW 320si <b>I</b>																	
1	11:26.872	177.3	46.936	190.8	48.554	200.7	13:02.362		5	41.467	215.1	43.805	223.1	43.759	201.8	2:09.031	
2	43.278	216.0	45.226	218.6	44.926	201.8	2:13.430		6	40.931	216.8	43.956	220.8	44.052	202.2	2:08.939	
3	41.849	215.1	44.475	220.4	44.309	202.6	2:10.633		7	40.826	215.5	42.896	220.8	43.784	200.7	2:07.506	
4	40.835	217.7	43.562	221.3	44.157	200.7	2:08.554										

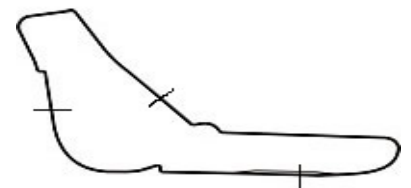


Weather/Track: Sun 22c/Dry 28c

Circuit Length - 5.793 kilometres  
Monza

# 2010 FIA World Touring Car Championship Warm Up - Sector Analysis Report

Lap	S1 Time	S1 Spd	S2 Time	S2 Spd	S3 Time	S3 Spd	Lap Time	Pit	Lap	S1 Time	S1 Spd	S2 Time	S2 Spd	S3 Time	S3 Spd	Lap Time	Pit
<b>34 PERNIA ARG Chevrolet Cruze</b>																	
1	11:16.858	213.0	45.208	221.7	46.085	201.8	12:48.151		4	1:32.724	219.5	41.305	228.8	41.617	206.1	2:55.646	
2	41.469	216.0	41.856	223.6	50.201		2:13.526	Pit	5	40.425	218.6	41.366	228.8	50.073		2:11.864	Pit
3	4:05.074	208.0	41.991	223.6	52.966		5:40.031	Pit									

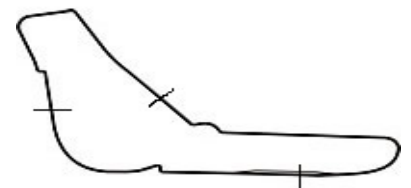


Weather/Track: Sun 22c/Dry 28c

Circuit Length - 5.793 kilometres  
Monza

## 2010 FIA World Touring Car Championship Warm Up - Best Sector Speeds Report

SECTOR 1				SECTOR 2				SECTOR 3				
POS	NO	NAME	SPEED	LAP	NO	NAME	SPEED	LAP	NO	NAME	SPEED	LAP
1	18	BARTH	227.3	3	19	VAULKHARD	234.2	5	19	VAULKHARD	209.7	5
2	1	TARQUINI	226.8	6	18	BARTH	233.7	4	1	TARQUINI	209.3	4
3	5	MICHELISZ	225.9	7	1	TARQUINI	233.2	5	11	PRIAULX	209.3	4
4	2	CORONEL	224.5	5	17	NYKJAER	232.7	4	20	O'YOUNG	209.3	5
5	17	NYKJAER	224.0	3	4	GENE	231.7	7	2	CORONEL	208.0	4
6	19	VAULKHARD	223.1	5	2	CORONEL	231.2	5	17	NYKJAER	208.0	3
7	10	FARFUS	222.6	3	3	MONTEIRO	230.7	5	10	FARFUS	207.6	2
8	8	MENU	221.7	6	20	O'YOUNG	230.7	6	18	BARTH	207.6	3
9	11	PRIAULX	221.7	7	11	PRIAULX	230.2	4	3	MONTEIRO	207.2	2
10	16	ROMANOV	221.7	2	5	MICHELISZ	229.7	5	15	ENGSTLER	207.2	4
11	20	O'YOUNG	221.3	6	6	MULLER	229.2	6	5	MICHELISZ	206.8	4
12	21	BENNANI	221.3	4	7	HUFF	228.8	5	21	BENNANI	206.8	4
13	6	MULLER	219.9	6	8	MENU	228.8	6	24	POULSEN	206.8	4
14	7	HUFF	219.5	5	10	FARFUS	228.8	3	4	GENE	206.5	6
15	26	D'ASTE	219.5	7	21	BENNANI	228.8	4	7	HUFF	206.5	3
16	34	PERNIA	219.5	4	34	PERNIA	228.8	4	16	ROMANOV	206.1	5
17	24	POULSEN	218.1	3	15	ENGSTLER	228.3	5	34	PERNIA	206.1	4
18	33	FABIANI	217.7	4	24	POULSEN	227.8	4	6	MULLER	205.7	5
19	25	HERNANDEZ	203.3	2	16	ROMANOV	227.3	2	8	MENU	205.7	6
20					26	D'ASTE	225.4	3	26	D'ASTE	205.7	6
21					33	FABIANI	223.1	5	33	FABIANI	202.6	3
22					25	HERNANDEZ	222.6	2	25	HERNANDEZ	175.8	1



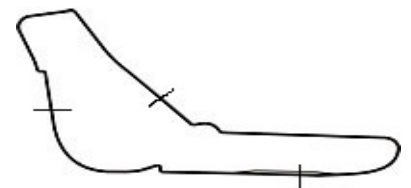
Weather/Track: Sun 22c/Dry 28c

Circuit Length - 5.793 kilometres  
Monza

## 2010 FIA World Touring Car Championship Warm Up - Best Sector Times Report

POS	SECTOR 1			SECTOR 2			SECTOR 3			IDEAL/BEST LAP COMPARISON					
	NO	TIME	LAP	NO	TIME	LAP	NO	TIME	LAP	NO	NAME	IDEAL	BEST	LAP	DIFF
1	18	39.192	6	10	40.791	6	11	41.050	5	11	PRIAULX	2:01.337	2:01.441	7	+ 0.104
2	1	39.197	6	11	40.839	4	10	41.134	7	10	FARFUS	2:01.442	2:01.564	7	+ 0.122
3	17	39.282	5	7	40.892	4	17	41.236	5	17	NYKJAER	2:01.449	2:01.449	5	+ 0.000
4	19	39.361	7	17	40.931	5	1	41.276	6	1	TARQUINI	2:01.522	2:01.522	6	+ 0.000
5	11	39.448	6	20	40.942	7	7	41.342	4	7	HUFF	2:01.808	2:02.054	6	+ 0.246
6	10	39.517	7	6	40.950	6	20	41.414	4	18	BARTH	2:01.976	2:02.769	6	+ 0.793
7	7	39.574	6	1	41.049	6	21	41.495	4	20	O'YOUNG	2:02.133	2:02.196	7	+ 0.063
8	15	39.584	6	4	41.116	6	2	41.509	6	6	MULLER	2:02.333	2:02.476	7	+ 0.143
9	6	39.607	7	8	41.146	6	8	41.568	5	2	CORONEL	2:02.540	2:03.075	6	+ 0.535
10	20	39.777	7	18	41.157	5	34	41.617	4	19	VAULKHARD	2:02.649	2:03.212	7	+ 0.563
11	2	39.789	7	2	41.242	6	3	41.619	6	21	BENNANI	2:02.652	2:02.917	6	+ 0.265
12	21	39.832	7	34	41.305	4	18	41.627	5	15	ENGSTLER	2:02.718	2:02.718	6	+ 0.000
13	3	39.861	7	3	41.316	4	15	41.646	6	3	MONTEIRO	2:02.796	2:02.867	6	+ 0.071
14	5	39.927	6	21	41.325	6	19	41.692	5	8	MENU	2:02.857	2:02.996	5	+ 0.139
15	8	40.143	5	15	41.488	6	5	41.737	4	4	GENE	2:03.145	2:03.145	6	+ 0.000
16	26	40.166	7	5	41.517	5	6	41.776	5	5	MICHELISZ	2:03.181	2:03.675	5	+ 0.494
17	4	40.218	6	19	41.596	6	24	41.800	4	34	PERNIA	2:03.347	2:11.864	5	+ 8.517
18	24	40.291	5	26	41.700	3	4	41.811	6	24	POULSEN	2:03.823	2:04.017	4	+ 0.194
19	34	40.425	5	24	41.732	6	26	41.996	3	26	D'ASTE	2:03.862	2:04.560	7	+ 0.698
20	16	40.608	6	16	41.893	4	16	42.399	6	16	ROMANOV	2:04.900	2:04.927	6	+ 0.027
21	33	40.826	7	33	42.896	7	33	43.759	5	33	FABIANI	2:07.481	2:07.506	7	+ 0.025
22	25	47.575	2	25	48.120	1	25	45.305	1	25	HERNANDEZ	2:21.000	3:05.117	2	+ 44.11

'Perfect Lap' - 2:01.033



Weather/Track: Sun 22c/Dry 28c


Circuit Length - 5.793 kilometres  
Monza

# 2010 FIA World Touring Car Championship

## GRID FOR RACE 1

ROW 11	33	FABIANI	16	ROMANOV
ROW 10	26	D'ASTE	25	HERNANDEZ
ROW 9	24	POULSEN	15	ENGSTLER
ROW 8	3	MONTEIRO	21	BENNANI
ROW 7	19	VAULKHARD	34	PERNIA
ROW 6	20	O'YOUNG	2	CORONEL
ROW 5	18	BARTH	17	NYKJAER
ROW 4	1	TARQUINI	5	MICHELISZ
ROW 3	6	MULLER	4	GENE
ROW 2	11	PRIAULX	8	MENU
ROW 1	10	FARFUS	7	HUFF

**POLE**



**Car 16 drops ten grid positions, Stewards Decision No. 1 refers**  
**Car 3 drops five grid positions, Stewards Decision No. 3 refers**

Monza  
Circuit Length = 5.7930 km.

Race Director:	Steward:	Timekeeper:
----------------	----------	-------------

**2010 FIA World Touring Car Championship**  
**RACE 1 - PROVISIONAL CLASSIFICATION**

POS	NO	CLS	DRIVER / TEAM	NAT	CAR	TIME	LAPS	GAP	KPH	BEST
1	11		Andy PRIAULX	GBR	BMW 320si	18:32.008	9		167.78	2:02.234
2	10		Augusto FARFUS	BRA	BMW 320si	18:32.256	9	0.248	167.75	2:02.100
3	7		Robert HUFF	GBR	Chevrolet Cruze	18:33.661	9	1.653	167.53	2:01.616
4	6		Yvan MULLER	FRA	Chevrolet Cruze	18:33.828	9	1.820	167.51	2:01.699
5	2		Tom CORONEL	NED	SEAT Leon TDI	18:34.279	9	2.271	167.44	2:02.041
6	18		Fredy BARTH	SUI	SEAT Leon TDI	18:34.316	9	2.308	167.44	2:02.001
7	1		Gabriele TARQUINI	ITA	SEAT Leon TDI	18:34.383	9	2.375	167.43	2:01.590
8	17		Michel NYKJAER	DEN	SEAT Leon TDI	18:34.734	9	2.726	167.37	2:02.102
9	3		Tiago MONTEIRO	POR	SEAT Leon TDI	18:35.251	9	3.243	167.29	2:02.104
10	21	I	Mehdi BENNANI	MAR	BMW 320si	18:35.980	9	3.972	167.19	2:02.249
11	19	I	Harry VAULKHARD	GBR	Chevrolet Lacetti	18:41.040	9	9.032	166.43	2:02.386
12	26	I	Stefano D'ASTE	ITA	BMW 320si	18:42.008	9	10.000	166.29	2:02.812
13	25	I	Sergio HERNANDEZ	ESP	BMW 320si	18:43.583	9	11.575	166.05	2:02.909
14	16	I	Andrei ROMANOV	RUS	BMW 320si	19:02.328	9	30.320	163.33	2:04.086
15	33	I	Fabio FABIANI	ITA	BMW 320si	19:31.163	9	59.155	159.31	2:08.547
16	4		Jordi GENE	ESP	SEAT Leon TDI	19:12.824	8	1 LAP	143.75	2:01.669
17	8		Alain MENU	SUI	Chevrolet Cruze	20:16.734	8	1 LAP	136.20	2:02.730
18	34		Leonel PERNIA	ARG	Chevrolet Cruze	14:31.816	7	2 LAPS	166.17	2:02.548
19	5		Norbert MICHELISZ	HUN	SEAT Leon TDI	16:15.564	7	2 LAPS	148.50	2:02.920

NOT CLASSIFIED

15	I	Franz ENGSTLER	GER	BMW 320si	6:25.326	3	D.N.F.	159.48	2:04.790
20	I	Darryl O'YOUNG	HKG	Chevrolet Lacetti	3:02.144	1	D.N.F.	108.38	
24	I	Kristian POULSEN	DEN	BMW 320si	4:17.114	1	D.N.F.	76.78	

FASTEST LAP

1		Gabriele TARQUINI		SEAT Leon TDI	2:01.590	8	106.57mph	171.51kph
21	I	Mehdi BENNANI		BMW 320si	2:02.249	7	106.00mph	170.59kph

Monza

Subject to Technical Scrutineering. For Media Information Purposes - No Regulatory Value.

Circuit Length = 5.7930 km.

Weather/Track: Sun 26c/Dry 45c

Start: 13:04 End: 13:22

Race Director:	Steward:	Timekeeper:	Issued at:
----------------	----------	-------------	------------



**2010 FIA World Touring Car Championship**  
**AMENDED RACE 1 RESULT**

POS	NO	CLS	DRIVER / TEAM	NAT	CAR	TIME	LAPS	GAP	KPH	BEST
1	11		Andy PRIAULX	GBR	BMW 320si	18:32.008	9		167.78	2:02.234
2	10		Augusto FARFUS	BRA	BMW 320si	18:32.256	9	0.248	167.75	2:02.100
3	7		Robert HUFF	GBR	Chevrolet Cruze	18:33.661	9	1.653	167.53	2:01.616
4	6		Yvan MULLER	FRA	Chevrolet Cruze	18:33.828	9	1.820	167.51	2:01.699
5	2		Tom CORONEL	NED	SEAT Leon TDI	18:34.279	9	2.271	167.44	2:02.041
6	18		Fredy BARTH	SUI	SEAT Leon TDI	18:34.316	9	2.308	167.44	2:02.001
7	1		Gabriele TARQUINI	ITA	SEAT Leon TDI	18:34.383	9	2.375	167.43	2:01.590
8	17		Michel NYKJAER	DEN	SEAT Leon TDI	18:34.734	9	2.726	167.37	2:02.102
9	3		Tiago MONTEIRO	POR	SEAT Leon TDI	18:35.251	9	3.243	167.29	2:02.104
10	19	I	Harry VAULKHARD	GBR	Chevrolet Lacetti	18:41.040	9	9.032	166.43	2:02.386
11	26	I	Stefano D'ASTE	ITA	BMW 320si	18:42.008	9	10.000	166.29	2:02.812
12	25	I	Sergio HERNANDEZ	ESP	BMW 320si	18:43.583	9	11.575	166.05	2:02.909
13	16	I	Andrei ROMANOV	RUS	BMW 320si	19:02.328	9	30.320	163.33	2:04.086
14	21	I	Mehdi BENNANI	MAR	BMW 320si	19:05.980	9	33.972	162.81	2:02.249
15	33	I	Fabio FABIANI	ITA	BMW 320si	19:31.163	9	59.155	159.31	2:08.547
16	4		Jordi GENE	ESP	SEAT Leon TDI	19:12.824	8	1 LAP	143.75	2:01.669
17	8		Alain MENU	SUI	Chevrolet Cruze	20:16.734	8	1 LAP	136.20	2:02.730
18	34		Leonel PERNIA	ARG	Chevrolet Cruze	14:31.816	7	2 LAPS	166.17	2:02.548
19	5		Norbert MICHELISZ	HUN	SEAT Leon TDI	16:15.564	7	2 LAPS	148.50	2:02.920

NOT CLASSIFIED

15	I	Franz ENGSTLER	GER	BMW 320si	6:25.326	3	D.N.F.	159.48	2:04.790
20	I	Darryl O'YOUNG	HKG	Chevrolet Lacetti	3:02.144	1	D.N.F.	108.38	
24	I	Kristian POULSEN	DEN	BMW 320si	4:17.114	1	D.N.F.	76.78	

FASTEST LAP

1		Gabriele TARQUINI		SEAT Leon TDI	2:01.590	8	106.57mph	171.51kph
21	I	Mehdi BENNANI		BMW 320si	2:02.249	7	106.00mph	170.59kph

Monza

Car 21, 30 second drive through penalty applied, Stewards decision 10 refers.

Circuit Length = 5.7930 km.

Weather/Track: Sun 26c/Dry 45c

Start: 13:04 End: 13:22

Race Director:	Steward:	Timekeeper:	Issued at:
----------------	----------	-------------	------------

# 2010 FIA World Touring Car Championship

## Race 1 - Sector Analysis Report

Lap S1 Time S1 Spd S2 Time S2 Spd S3 Time S3 Spd Lap Time Pit Lap S1 Time S1 Spd S2 Time S2 Spd S3 Time S3 Spd Lap Time Pit

1 TARQUINI					ITA SEAT Leon TDI										
1	43.611	41.224	232.7	41.781	209.3	2:06.616	6	38.941	224.5	41.257	229.2	41.638	205.7	2:01.836	
2	38.964	41.310	228.3	41.534	206.8	2:01.808	7	38.759	225.4	41.393	228.3	41.549	206.1	2:01.701	
3	38.822	224.5	41.341	228.3	41.520	206.5	2:01.683	8	38.720	224.0	41.349	227.3	41.521	206.5	2:01.590
4	38.733	223.6	41.306	228.8	41.680	207.2	2:01.719	9	38.760		41.883	183.0	55.094	177.9	2:15.737
5	38.779	224.0	41.323	229.2	41.591	206.1	2:01.693								

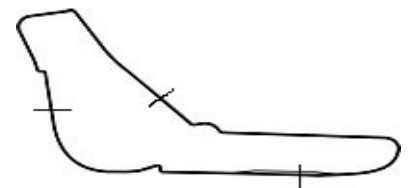
2 CORONEL					NED SEAT Leon TDI										
1	45.846	43.792	229.7	42.542	205.3	2:12.180	6	39.020		41.714	231.7	41.979	206.5	2:02.713	
2	39.669	42.095	230.2	41.899	206.8	2:03.663	7	38.831		41.315	230.7	41.895	205.3	2:02.041	
3	39.051	225.4	41.296	228.8	41.745	205.7	2:02.092	8	38.998	225.9	41.510	228.8	42.121	204.9	2:02.629
4	39.377	226.4	41.521	230.2	42.163	206.8	2:03.061	9	39.002	224.0	41.590	228.8	42.993	203.7	2:03.585
5	38.800	226.4	41.325	233.7	42.190	205.3	2:02.315								

3 MONTEIRO					POR SEAT Leon TDI										
1	46.882	42.968	227.8	42.674	208.8	2:12.524	6	38.956		41.327	232.2	41.929	207.2	2:02.212	
2	39.642	42.281	231.7	41.887	210.5	2:03.810	7	38.705		41.527	232.2	41.872	208.4	2:02.104	
3	39.896	41.502	232.7	42.090	210.1	2:03.488	8	38.744		41.948	233.7	41.749	208.4	2:02.441	
4	39.028	41.563	232.2	42.174	208.8	2:02.765	9	38.974		41.702	234.7	42.518	207.6	2:03.194	
5	38.933	41.790	231.7	41.990	208.0	2:02.713									

4 GENE					ESP SEAT Leon TDI										
1	44.636	41.488	230.7	41.502	208.4	2:07.626	6	41.770		41.767	228.3	41.800	204.5	2:05.337	
2	43.910	57.021	150.2	1:05.837		2:46.768 Pit	7	39.058		41.393	228.8	42.183	205.7	2:02.634	
3	2:41.047	41.943	228.3	41.967	206.1	4:04.957	8	38.917		41.104	228.8	41.648	206.5	2:01.669	
4	39.040	41.295	229.2	41.729	206.1	2:02.064									
5	39.024	41.057	228.3	41.688	206.8	2:01.769									

5 MICHELISZ					HUN SEAT Leon TDI										
1	44.469	217.3	42.104	233.2	41.357	210.1	2:07.930	5	39.812	225.0	42.249	230.2	49.912		2:11.973 Pit
2	39.705	227.8	41.631	229.7	41.584	208.8	2:02.920	6	59.213		41.971	228.8	42.383	204.1	2:23.567
3	40.049		42.278	228.3	42.274	208.4	2:04.601	7	45.752	141.1	1:04.496	93.3	1:31.085		3:21.333 Pit
4	39.025	225.4	42.200	231.7	42.015	208.0	2:03.240								

6 MULLER					FRA Chevrolet Cruze										
1	45.467	222.2	43.040	227.8	42.021	206.5	2:10.528	6	39.302	222.2	41.486	229.7	41.679	206.1	2:02.467
2	39.533	222.2	40.987	229.2	41.584	207.6	2:02.104	7	38.957	223.1	41.193	228.8	41.549	206.1	2:01.699
3	39.579	221.3	41.077	228.8	42.513	205.7	2:03.169	8	39.033	223.1	41.404	231.7	41.796	208.0	2:02.233
4	39.012	225.4	41.482	229.7	41.665	207.2	2:02.159	9	39.113	222.6	41.526	233.2	45.999	198.1	2:06.638
5	39.292	222.2	41.595	229.2	41.944	206.5	2:02.831								




Weather/Track: Sun 26c/Dry 45c

Circuit Length - 5.793 kilometres  
Monza

# 2010 FIA World Touring Car Championship

## Race 1 - Sector Analysis Report

Lap	S1 Time	S1 Spd	S2 Time	S2 Spd	S3 Time	S3 Spd	Lap Time	Pit	Lap	S1 Time	S1 Spd	S2 Time	S2 Spd	S3 Time	S3 Spd	Lap Time	Pit
<b>7 HUFF GBR Chevrolet Cruze</b>																	
1	43.377	218.6	41.315	225.0	41.783	206.1	2:06.475		6	38.992	223.6	41.123	230.2	41.816	206.8	2:01.931	
2	39.335	223.1	41.452	228.3	41.628	207.2	2:02.415		7	39.093	223.6	40.884	229.2	41.659	206.8	2:01.636	
3	39.000	222.6	41.135	229.7	41.529	208.0	2:01.664		8	39.137	223.6	41.181	229.2	41.623	207.2	2:01.941	
4	38.867	223.1	40.927	229.7	41.822	207.2	2:01.616		9	38.975	222.6	41.364	200.0	53.967	169.8	2:14.306	
5	39.086	223.1	40.956	230.7	41.635	207.2	2:01.677										
<b>8 MENU SUI Chevrolet Cruze</b>																	
1	44.928	225.0	42.484	234.2	41.483	208.8	2:08.895		6	39.397	217.7	41.461	221.7	41.998	202.2	2:02.856	
2	39.322	225.4	41.559	231.2	41.849	209.7	2:02.730		7	39.463	217.3	41.424	222.2	42.674	203.0	2:03.561	
3	43.698	156.9	57.020	147.7	1:04.657		2:45.375	Pit	8	39.367	217.3	41.461	221.7	44.636	187.8	2:05.464	
4	3:41.096	216.8	41.605	221.7	42.052	202.6	5:04.753										
5	39.451	217.3	41.650	221.3	41.999	201.8	2:03.100										
<b>10 FARFUS BRA BMW 320si</b>																	
1	44.669	221.3	42.472	230.2	41.368	208.0	2:08.509		6	39.418	224.0	41.205	228.3	41.786	207.2	2:02.409	
2	39.589	224.5	41.316	231.2	41.965	207.6	2:02.870		7	39.292	222.6	41.569	225.0	41.941	206.5	2:02.802	
3	39.559	222.2	41.130	227.8	41.411	206.8	2:02.100		8	39.388	224.0	41.709	225.4	41.813	206.5	2:02.910	
4	38.983	222.2	41.454	228.3	41.699	207.2	2:02.136		9	39.401	221.3	41.316	226.8	45.563	201.1	2:06.280	
5	39.245	223.1	41.305	227.8	41.690	207.2	2:02.240										
<b>11 PRIAULX GBR BMW 320si</b>																	
1	44.111	219.5	41.573	225.4	41.829	206.5	2:07.513		6	39.435	219.0	41.298	223.6	41.659	204.1	2:02.392	
2	39.746	219.0	41.526	224.0	41.717	206.1	2:02.989		7	39.332	219.0	41.636	222.2	41.858	203.7	2:02.826	
3	39.535	219.0	41.312	224.0	41.597	204.1	2:02.444		8	39.364	219.0	41.779	223.1	41.757	204.1	2:02.900	
4	39.364	217.7	41.328	223.6	41.703	204.9	2:02.395		9	39.454	218.1	41.339	223.1	45.522	199.2	2:06.315	
5	39.375	219.0	41.165	223.1	41.694	204.1	2:02.234										
<b>15 ENGSTLER GER BMW 320si I</b>																	
1	48.045		43.423	226.8	43.306	207.6	2:14.774		3	39.237		42.544	231.2	43.981	148.7	2:05.762	
2	39.734		42.961	226.4	42.095	205.7	2:04.790										
<b>16 ROMANOV RUS BMW 320si I</b>																	
1	48.230	222.6	43.609	210.1	43.469	205.7	2:15.308		6	40.158	218.1	42.335	223.1	42.740	202.6	2:05.233	
2	39.665	224.0	42.827	225.9	42.847	204.5	2:05.339		7	39.792	218.6	43.279	220.8	42.995	201.4	2:06.066	
3	39.611	219.5	42.109	226.8	42.366	204.9	2:04.086		8	39.879	218.6	43.915	221.3	43.862	199.6	2:07.656	
4	39.429	221.7	42.989	224.5	42.793	203.0	2:05.211		9	40.100	217.3	43.294	219.0	43.691	201.4	2:07.085	
5	41.742	218.6	42.172	223.6	42.430	203.0	2:06.344										



Weather/Track: Sun 26c/Dry 45c

Circuit Length - 5.793 kilometres  
Monza

# 2010 FIA World Touring Car Championship

## Race 1 - Sector Analysis Report

Lap S1 Time S1 Spd S2 Time S2 Spd S3 Time S3 Spd Lap Time Pit Lap S1 Time S1 Spd S2 Time S2 Spd S3 Time S3 Spd Lap Time Pit

17 NYKJAER DEN SEAT Leon TDI														
1	45.119	42.425	235.8	41.754	210.1	2:09.298	6	38.820	228.3	41.851	231.2	41.630	206.8	2:02.301
2	39.135	41.534	233.7	41.808	210.9	2:02.477	7	38.724		41.675	230.7	41.793	206.8	2:02.192
3	39.215	42.011	231.2	42.099	207.2	2:03.325	8	39.307	226.4	41.895	230.2	41.663	206.8	2:02.865
4	38.635	41.788	228.3	41.679	207.6	2:02.102	9	39.065		41.831	232.2	47.097	193.2	2:07.993
5	38.967	41.334	231.7	41.880	207.2	2:02.181								

18 BARTH SUI SEAT Leon TDI														
1	44.708	45.189	228.8	42.228	204.5	2:12.125	6	39.005		41.368	237.3	41.975	207.6	2:02.348
2	39.739	42.410	232.7	41.800	210.1	2:03.949	7	38.753		41.982	231.2	42.123	206.1	2:02.858
3	39.378	42.183	232.7	41.934	206.8	2:03.495	8	38.560		42.180	229.2	41.906	206.5	2:02.646
4	38.556	41.460	233.2	42.328	207.2	2:02.344	9	39.073		41.455	233.2	42.022	208.0	2:02.550
5	38.722	41.332	232.2	41.947	206.5	2:02.001								


19 VAULKHARD GBR Chevrolet Lacetti I															
1	47.749	216.4	43.074	221.3	43.556	208.8	2:14.379	6	39.054	225.0	41.623	230.7	42.117	207.6	2:02.794
2	39.651	224.0	41.937	232.7	41.917	210.1	2:03.505	7	39.008	223.1	41.326	230.7	42.052	206.5	2:02.386
3	39.557	223.6	42.909	233.2	42.271	206.8	2:04.737	8	39.234	222.2	41.508	230.7	42.416	205.3	2:03.158
4	38.876	225.4	41.694	233.2	41.946	207.6	2:02.516	9	39.158	220.4	42.584	230.2	42.830	206.8	2:04.572
5	39.267	224.5	41.524	232.2	42.202	208.4	2:02.993								

20 O'YOUNG HKG Chevrolet Lacetti I															
1	53.597	162.4	54.874	147.9	1:13.673		3:02.144 Pit								

21 BENNANI MAR BMW 320si I															
1	45.646	221.3	43.913	228.8	42.905	207.6	2:12.464	6	39.072	223.6	41.541	229.2	41.696	206.1	2:02.309
2	40.442	224.5	42.322	229.7	41.792	207.2	2:04.556	7	39.009	223.6	41.424	228.8	41.816	206.1	2:02.249
3	39.804	223.1	42.326	227.8	41.665	206.5	2:03.795	8	39.117	223.6	41.620	229.7	41.779	206.1	2:02.516
4	39.364	223.1	41.497	227.8	41.733	206.5	2:02.594	9	39.223	222.2	41.631	229.7	42.001	206.8	2:02.855
5	39.115	223.1	41.629	230.2	41.898	206.5	2:02.642								

24 POULSEN DEN BMW 320si I															
1	1:13.871	76.9	1:25.321		1:37.922		4:17.114 Pit								

25 HERNANDEZ ESP BMW 320si I															
1	46.954	217.3	43.884	225.0	42.922	207.2	2:13.760	6	39.341	221.7	41.445	227.3	42.123	205.3	2:02.909
2	40.410	223.6	42.325	228.3	42.179	206.8	2:04.914	7	39.298	222.2	41.616	225.4	42.393	204.1	2:03.307
3	39.399	222.2	43.007	228.8	42.130	206.1	2:04.536	8	39.403	220.4	41.752	226.4	42.493	203.7	2:03.648
4	39.789	221.3	41.497	228.8	41.991	206.1	2:03.277	9	39.463	219.9	41.799	226.4	42.480	205.7	2:03.742
5	39.934	219.9	41.425	227.3	42.131	205.3	2:03.490								



Weather/Track: Sun 26c/Dry 45c

Circuit Length - 5.793 kilometres  
Monza

# 2010 FIA World Touring Car Championship

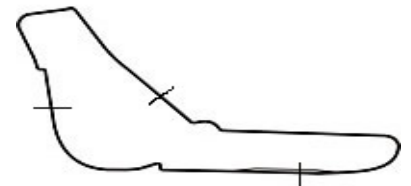
## Race 1 - Sector Analysis Report

Lap S1 Time S1 Spd S2 Time S2 Spd S3 Time S3 Spd Lap Time Pit Lap S1 Time S1 Spd S2 Time S2 Spd S3 Time S3 Spd Lap Time Pit

26 D'ASTE							ITA		BMW 320si				I		
1	46.576	221.7	43.539	219.9	42.778	207.6	2:12.893	6	39.447	221.7	41.503	228.3	42.050	204.5	2:03.000
2	40.333	224.0	42.155	231.2	41.998	207.2	2:04.486	7	39.396	220.8	41.294	226.8	42.122	203.3	2:02.812
3	39.809	223.6	43.131	226.4	42.392	203.0	2:05.332	8	39.509	220.4	42.101	225.0	42.187	202.2	2:03.797
4	39.661	221.3	41.451	228.3	41.879	206.5	2:02.991	9	39.658	218.1	41.463	225.4	42.588	204.1	2:03.709
5	39.513	221.7	41.455	229.2	42.020	205.7	2:02.988								

33 FABIANI							ITA		BMW 320si				I		
1	49.509	214.7	43.761	220.8	43.955	201.1	2:17.225	6	41.003	213.0	43.717	217.3	44.193	197.0	2:08.913
2	40.747	215.1	44.055	216.8	44.576	198.5	2:09.378	7	40.794	213.4	44.088	217.3	44.828	197.8	2:09.710
3	41.085	211.7	43.544	218.1	44.253	198.5	2:08.882	8	40.643	214.7	43.671	215.5	44.971	197.8	2:09.285
4	40.862	213.4	43.150	217.3	44.535	197.8	2:08.547	9	40.947	213.0	43.820	215.5	45.097	198.5	2:09.864
5	40.904	213.4	44.056	216.0	44.399	197.4	2:09.359								

34 PERNIA							ARG		Chevrolet Cruze				I		
1	47.223	219.5	43.090	226.4	43.032	207.6	2:13.345	5	39.441	222.6	41.303	231.2	41.826	207.2	2:02.570
2	40.543	224.5	41.586	228.8	42.040	208.8	2:04.169	6	39.127	224.0	41.371	232.2	42.050	206.5	2:02.548
3	39.828	225.4	42.067	230.2	41.955	207.2	2:03.850	7	39.218	224.0	41.445	228.8	41.905	206.1	2:02.568
4	39.502	223.6	41.498	230.2	41.766	207.6	2:02.766								

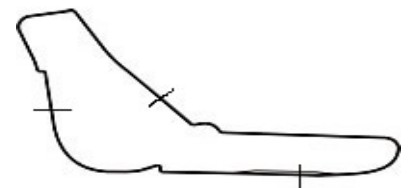


Weather/Track: Sun 26c/Dry 45c

Circuit Length - 5.793 kilometres  
Monza

## 2010 FIA World Touring Car Championship Race 1 - Best Sector Speeds Report

SECTOR 1				SECTOR 2				SECTOR 3				
POS	NO	NAME	SPEED	LAP	NO	NAME	SPEED	LAP	NO	NAME	SPEED	LAP
1	17	NYKJAER	228.3	6	18	BARTH	237.3	6	17	NYKJAER	210.9	2
2	5	MICHELISZ	227.8	2	17	NYKJAER	235.8	1	3	MONTEIRO	210.5	2
3	2	CORONEL	226.4	4	3	MONTEIRO	234.7	9	5	MICHELISZ	210.1	1
4	1	TARQUINI	225.4	7	8	MENU	234.2	1	18	BARTH	210.1	2
5	6	MULLER	225.4	4	2	CORONEL	233.7	5	19	VAULKHARD	210.1	2
6	8	MENU	225.4	2	5	MICHELISZ	233.2	1	8	MENU	209.7	2
7	19	VAULKHARD	225.4	4	6	MULLER	233.2	9	1	TARQUINI	209.3	1
8	34	PERNIA	225.4	3	19	VAULKHARD	233.2	3	34	PERNIA	208.8	2
9	10	FARFUS	224.5	2	1	TARQUINI	232.7	1	4	GENE	208.4	1
10	21	BENNANI	224.5	2	34	PERNIA	232.2	6	6	MULLER	208.0	8
11	16	ROMANOV	224.0	2	10	FARFUS	231.2	2	7	HUFF	208.0	3
12	26	D'ASTE	224.0	2	15	ENGSTLER	231.2	3	10	FARFUS	208.0	1
13	7	HUFF	223.6	6	26	D'ASTE	231.2	2	15	ENGSTLER	207.6	1
14	25	HERNANDEZ	223.6	2	4	GENE	230.7	1	21	BENNANI	207.6	1
15	11	PRIAULX	219.5	1	7	HUFF	230.7	5	26	D'ASTE	207.6	1
16	33	FABIANI	215.1	2	21	BENNANI	230.2	5	25	HERNANDEZ	207.2	1
17	20	O'YOUNG	162.4	1	25	HERNANDEZ	228.8	3	2	CORONEL	206.8	2
18	24	POULSEN	76.9	1	16	ROMANOV	226.8	3	11	PRIAULX	206.5	1
19					11	PRIAULX	225.4	1	16	ROMANOV	205.7	1
20					33	FABIANI	220.8	1	33	FABIANI	201.1	1
21					20	O'YOUNG	147.9	1				




Weather/Track: Sun 26c/Dry 45c

Circuit Length - 5.793 kilometres  
Monza

## 2010 FIA World Touring Car Championship Race 1 - Best Sector Times Report

POS	NO	SECTOR 1		SECTOR 2		SECTOR 3		IDEAL/BEST LAP COMPARISON							
		TIME	LAP	NO	TIME	LAP	NO	TIME	LAP	NO	NAME	IDEAL	BEST	LAP	DIFF
1	18	38.556	4	7	40.884	7	5	41.357	1	7	HUFF	2:01.280	2:01.616	4	+ 0.336
2	17	38.635	4	6	40.987	2	10	41.368	1	1	TARQUINI	2:01.464	2:01.590	8	+ 0.126
3	3	38.705	7	4	41.057	5	8	41.483	1	4	GENE	2:01.476	2:01.669	8	+ 0.193
4	1	38.720	8	10	41.130	3	4	41.502	1	10	FARFUS	2:01.481	2:02.100	3	+ 0.619
5	2	38.800	5	11	41.165	5	1	41.520	3	6	MULLER	2:01.493	2:01.699	7	+ 0.206
6	7	38.867	4	1	41.224	1	7	41.529	3	17	NYKJAER	2:01.599	2:02.102	4	+ 0.503
7	19	38.876	4	26	41.294	7	6	41.549	7	18	BARTH	2:01.688	2:02.001	5	+ 0.313
8	4	38.917	8	2	41.296	3	11	41.597	3	3	MONTEIRO	2:01.781	2:02.104	7	+ 0.323
9	6	38.957	7	34	41.303	5	17	41.630	6	2	CORONEL	2:01.841	2:02.041	7	+ 0.200
10	10	38.983	4	19	41.326	7	21	41.665	3	5	MICHELISZ	2:02.013	2:02.920	2	+ 0.907
11	21	39.009	7	3	41.327	6	2	41.745	3	11	PRIAULX	2:02.094	2:02.234	5	+ 0.140
12	5	39.025	4	18	41.332	5	3	41.749	8	21	BENNANI	2:02.098	2:02.249	7	+ 0.151
13	34	39.127	6	17	41.334	5	34	41.766	4	19	VAULKHARD	2:02.119	2:02.386	7	+ 0.267
14	15	39.237	3	8	41.424	7	18	41.800	2	34	PERNIA	2:02.196	2:02.548	6	+ 0.352
15	25	39.298	7	21	41.424	7	26	41.879	4	8	MENU	2:02.229	2:02.730	2	+ 0.501
16	8	39.322	2	25	41.425	5	19	41.917	2	26	D'ASTE	2:02.569	2:02.812	7	+ 0.243
17	11	39.332	7	5	41.631	2	25	41.991	4	25	HERNANDEZ	2:02.714	2:02.909	6	+ 0.195
18	26	39.396	7	16	42.109	3	15	42.095	2	15	ENGSTLER	2:03.876	2:04.790	2	+ 0.914
19	16	39.429	4	15	42.544	3	16	42.366	3	16	ROMANOV	2:03.904	2:04.086	3	+ 0.182
20	33	40.643	8	33	43.150	4	33	43.955	1	33	FABIANI	2:07.748	2:08.547	4	+ 0.799
21	20	53.597	1	20	54.874	1	20	1:13.673	1	20	O'YOUNG	3:02.144	3:02.144	1	+ 0.000
22	24	1:13.871	1	24	1:25.321	1	24	1:37.922	1	24	POULSEN	4:17.114	4:17.114	1	+ 0.000

'Perfect Lap' - 2:00.797



Weather/Track: Sun 26c/Dry 45c

Circuit Length - 5.793 kilometres  
Monza

## 2010 FIA World Touring Car Championship

### RACE 1 - LAP CHART

Lap 1			Lap 2			Lap 3			Lap 4			Lap 5		
No	Behind	Laptime	No	Behind	Laptime	No	Behind	Laptime	No	Behind	Laptime	No	Behind	Laptime
7		2:06.475	1		2:01.808	1		2:01.683	1		2:01.719	1		2:01.693
1	0.141	2:06.616	7	0.466	2:02.415	7	0.447	2:01.664	7	0.344	2:01.616	7	0.328	2:01.677
11	1.038	2:07.513	11	2.078	2:02.989	11	2.839	2:02.444	11	3.515	2:02.395	11	4.056	2:02.234
4	1.151	2:07.626	5	2.426	2:02.920	10	3.372	2:02.100	10	3.789	2:02.136	10	4.336	2:02.240
5	1.455	2:07.930	10	2.955	2:02.870	17	4.993	2:03.325	17	5.376	2:02.102	17	5.864	2:02.181
10	2.034	2:08.509	8	3.201	2:02.730	5	5.344	2:04.601	6	6.134	2:02.159	6	7.272	2:02.831
8	2.420	2:08.895	17	3.351	2:02.477	6	5.694	2:03.169	5	6.865	2:03.240	2	9.792	2:02.315
17	2.823	2:09.298	6	4.208	2:02.104	2	7.828	2:02.092	2	9.170	2:03.061	18	10.395	2:02.001
6	4.053	2:10.528	2	7.419	2:03.663	18	9.462	2:03.495	18	10.087	2:02.344	3	11.781	2:02.713
18	5.650	2:12.125	18	7.650	2:03.949	3	9.715	2:03.488	3	10.761	2:02.765	21	12.532	2:02.642
2	5.705	2:12.180	3	7.910	2:03.810	21	10.708	2:03.795	21	11.583	2:02.594	34	13.181	2:02.570
21	5.989	2:12.464	24	1 LAP	4:17.114P	34	11.257	2:03.850	34	12.304	2:02.766	19	14.611	2:02.993
3	6.049	2:12.524	21	8.596	2:04.556	19	12.514	2:04.737	19	13.311	2:02.516	26	15.171	2:02.988
26	6.418	2:12.893	26	8.955	2:04.486	26	12.604	2:05.332	26	13.876	2:02.991	25	16.458	2:03.490
34	6.870	2:13.345	34	9.090	2:04.169	25	13.103	2:04.536	25	14.661	2:03.277	5	17.145	2:11.973P
25	7.285	2:13.760	19	9.460	2:03.505	16	14.626	2:04.086	16	18.118	2:05.211	16	22.769	2:06.344
19	7.904	2:14.379	25	10.250	2:04.914	15	15.219	2:05.762	33	32.206	2:08.547	33	39.872	2:09.359
15	8.299	2:14.774	15	11.140	2:04.790	33	25.378	2:08.882	4	1 LAP	4:04.957	4	1 LAP	2:02.064
16	8.833	2:15.308	16	12.223	2:05.339	8	46.893	2:45.375P				8	1 LAP	5:04.753
33	10.750	2:17.225	33	18.179	2:09.378									
20	55.669	3:02.144P	4	45.970	2:46.768P									

Subject to Technical Scrutineering. For Media Information Purposes - No Regulatory Value. Monza

Weather/Track: Sun 26c/Dry 45c

Circuit Length = 5.7930 km.

Start: 13:04 End: 13:22



# 2010 FIA World Touring Car Championship

## RACE 1 - LAP CHART

(contd.)

Lap 6			Lap 7			Lap 8			Lap 9			Lap 10		
No	Behind	Laptime	No	Behind	Laptime	No	Behind	Laptime	No	Behind	Laptime	No	Behind	Laptime
1		2:01.836	1		2:01.701	1		2:01.590	11		2:06.315			
7	0.423	2:01.931	7	0.358	2:01.636	7	0.709	2:01.941	10	0.248	2:06.280			
11	4.612	2:02.392	11	5.737	2:02.826	11	7.047	2:02.900	7	1.653	2:14.306			
10	4.909	2:02.409	10	6.010	2:02.802	10	7.330	2:02.910	6	1.820	2:06.638			
17	6.329	2:02.301	17	6.820	2:02.192	17	8.095	2:02.865	2	2.271	2:03.585			
6	7.903	2:02.467	6	7.901	2:01.699	6	8.544	2:02.233	18	2.308	2:02.550			
2	10.669	2:02.713	2	11.009	2:02.041	2	12.048	2:02.629	1	2.375	2:15.737			
18	10.907	2:02.348	18	12.064	2:02.858	18	13.120	2:02.646	17	2.726	2:07.993			
3	12.157	2:02.212	3	12.560	2:02.104	3	13.411	2:02.441	3	3.243	2:03.194			
21	13.005	2:02.309	21	13.553	2:02.249	21	14.479	2:02.516	21	3.972	2:02.855			
34	13.893	2:02.548	34	14.760	2:02.568	19	17.822	2:03.158	19	9.032	2:04.572			
19	15.569	2:02.794	19	16.254	2:02.386	26	19.653	2:03.797	26	10.000	2:03.709			
26	16.335	2:03.000	26	17.446	2:02.812	25	21.195	2:03.648	25	11.575	2:03.742			
25	17.531	2:02.909	25	19.137	2:03.307	16	36.597	2:07.656	16	30.320	2:07.085			
16	26.166	2:05.233	16	30.531	2:06.066	4	1 LAP	2:02.634	4	1 LAP	2:01.669			
5	38.876	2:23.567	4	1 LAP	2:05.337	33	1:02.653	2:09.285	33	59.155	2:09.864			
33	46.949	2:08.913	33	54.958	2:09.710	8	1 LAP	2:03.561	8	1 LAP	2:05.464			
4	1 LAP	2:01.769	8	1 LAP	2:02.856									
8	1 LAP	2:03.100	5	1:58.508	3:21.333P									

Subject to Technical Scrutineering. For Media Information Purposes - No Regulatory Value. Monza

Weather/Track: Sun 26c/Dry 45c


Circuit Length = 5.7930 km.

Start: 13:04 End: 13:22

## 2010 FIA World Touring Car Championship GRID FOR RACE 2

ROW 11	15 ENGSTLER	24 POULSEN
ROW 10	34 PERNIA	20 O'YOUNG
ROW 9	5 MICHELISZ	8 MENU
ROW 8	4 GENE	33 FABIANI
ROW 7	16 ROMANOV	25 HERNANDEZ
ROW 6	26 D'ASTE	19 VAULKHARD
ROW 5	21 BENNANI	3 MONTEIRO
ROW 4	11 PRIAULX	10 FARFUS
ROW 3	7 HUFF	6 MULLER
ROW 2	2 CORONEL	18 BARTH
ROW 1	1 TARQUINI	17 NYKJAER

**POLE**



Cars 5, 15, 20, 24, 34 - moved to back of grid, Stewards Decisions nos. 5,6,7,8,9 refer  
Weather/Track: Sun 26c/Dry 45c

Monza  
Circuit Length = 5.7930 km.  
Start: 13:04 End: 13:22

Race Director:	Steward:	Timekeeper:
----------------	----------	-------------

**2010 FIA World Touring Car Championship  
RACE 2 - PROVISIONAL CLASSIFICATION**

POS	NO	CLS	DRIVER / TEAM	NAT	CAR	TIME	LAPS	GAP	KPH	BEST
1	6		Yvan MULLER	FRA	Chevrolet Cruze	18:29.805	9		168.12	2:02.510
2	2		Tom CORONEL	NED	SEAT Leon TDI	18:30.317	9	0.512	168.04	2:02.191
3	7		Robert HUFF	GBR	Chevrolet Cruze	18:30.627	9	0.822	167.99	2:02.180
4	10		Augusto FARFUS	BRA	BMW 320si	18:30.806	9	1.001	167.96	2:02.153
5	11		Andy PRIAULX	GBR	BMW 320si	18:31.547	9	1.742	167.85	2:01.860
6	4		Jordi GENE	ESP	SEAT Leon TDI	18:33.300	9	3.495	167.59	2:02.011
7	3		Tiago MONTEIRO	POR	SEAT Leon TDI	18:34.002	9	4.197	167.48	2:02.264
8	5		Norbert MICHELISZ	HUN	SEAT Leon TDI	18:34.385	9	4.580	167.42	2:02.046
9	8		Alain MENU	SUI	Chevrolet Cruze	18:34.904	9	5.099	167.35	2:02.226
10	34		Leonel PERNIA	ARG	Chevrolet Cruze	18:39.723	9	9.918	166.63	2:02.582
11	26	I	Stefano D'ASTE	ITA	BMW 320si	18:41.661	9	11.856	166.34	2:03.078
12	20	I	Darryl O'YOUNG	HKG	Chevrolet Lacetti	18:43.304	9	13.499	166.10	2:02.447
13	19	I	Harry VAULKHARD	GBR	Chevrolet Lacetti	18:44.173	9	14.368	165.97	2:02.652
14	18		Fredy BARTH	SUI	SEAT Leon TDI	18:44.311	9	14.506	165.95	2:02.816
15	24	I	Kristian POULSEN	DEN	BMW 320si	18:44.641	9	14.836	165.90	2:01.882
16	25	I	Sergio HERNANDEZ	ESP	BMW 320si	18:45.071	9	15.266	165.83	2:02.961
17	21	I	Mehdi BENNANI	MAR	BMW 320si	19:03.362	9	33.557	163.18	2:03.005
18	33	I	Fabio FABIANI	ITA	BMW 320si	19:19.259	9	49.454	160.94	2:07.267
19	17		Michel NYKJAER	DEN	SEAT Leon TDI	16:24.754	8	1 LAP	168.29	2:02.264
20	1		Gabriele TARQUINI	ITA	SEAT Leon TDI	13:04.151	6	3 LAPS	158.15	2:02.008

NOT CLASSIFIED

16	I		Andrei ROMANOV	RUS	BMW 320si	4:41.115	2	D.N.F.	144.41	2:16.633
----	---	--	----------------	-----	-----------	----------	---	--------	--------	----------

FASTEST LAP

11			Andy PRIAULX		BMW 320si	2:01.860	6	106.34mph	171.13kph
24	I		Kristian POULSEN		BMW 320si	2:01.882	7	106.32mph	171.10kph

Monza

Subject to Technical Scrutineering. For Media Information Purposes - No Regulatory Value.

Circuit Length = 5.7930 km.

Weather/Track: Sun 27c/Dry 51c

Start: 15:18 End: 15:37

Race Director:	Steward:	Timekeeper:	Issued at:
----------------	----------	-------------	------------

**2010 FIA World Touring Car Championship**  
**RACE 2 RESULT**

POS	NO	CLS	DRIVER / TEAM	NAT	CAR	TIME	LAPS	GAP	KPH	BEST
1	6		Yvan MULLER	FRA	Chevrolet Cruze	18:29.805	9		168.12	2:02.510
2	2		Tom CORONEL	NED	SEAT Leon TDI	18:30.317	9	0.512	168.04	2:02.191
3	7		Robert HUFF	GBR	Chevrolet Cruze	18:30.627	9	0.822	167.99	2:02.180
4	10		Augusto FARFUS	BRA	BMW 320si	18:30.806	9	1.001	167.96	2:02.153
5	11		Andy PRIAULX	GBR	BMW 320si	18:31.547	9	1.742	167.85	2:01.860
6	4		Jordi GENE	ESP	SEAT Leon TDI	18:33.300	9	3.495	167.59	2:02.011
7	3		Tiago MONTEIRO	POR	SEAT Leon TDI	18:34.002	9	4.197	167.48	2:02.264
8	5		Norbert MICHELISZ	HUN	SEAT Leon TDI	18:34.385	9	4.580	167.42	2:02.046
9	8		Alain MENU	SUI	Chevrolet Cruze	18:34.904	9	5.099	167.35	2:02.226
10	34		Leonel PERNIA	ARG	Chevrolet Cruze	18:39.723	9	9.918	166.63	2:02.582
11	26	I	Stefano D'ASTE	ITA	BMW 320si	18:41.661	9	11.856	166.34	2:03.078
12	20	I	Darryl O'YOUNG	HKG	Chevrolet Lacetti	18:43.304	9	13.499	166.10	2:02.447
13	19	I	Harry VAULKHARD	GBR	Chevrolet Lacetti	18:44.173	9	14.368	165.97	2:02.652
14	18		Fredy BARTH	SUI	SEAT Leon TDI	18:44.311	9	14.506	165.95	2:02.816
15	24	I	Kristian POULSEN	DEN	BMW 320si	18:44.641	9	14.836	165.90	2:01.882
16	25	I	Sergio HERNANDEZ	ESP	BMW 320si	18:45.071	9	15.266	165.83	2:02.961
17	21	I	Mehdi BENNANI	MAR	BMW 320si	19:03.362	9	33.557	163.18	2:03.005
18	33	I	Fabio FABIANI	ITA	BMW 320si	19:19.259	9	49.454	160.94	2:07.267
19	17		Michel NYKJAER	DEN	SEAT Leon TDI	16:24.754	8	1 LAP	168.29	2:02.264
20	1		Gabriele TARQUINI	ITA	SEAT Leon TDI	13:04.151	6	3 LAPS	158.15	2:02.008

NOT CLASSIFIED

16	I	Andrei ROMANOV	RUS	BMW 320si	4:41.115	2	D.N.F.	144.41	2:16.633
----	---	----------------	-----	-----------	----------	---	--------	--------	----------

FASTEST LAP

11		Andy PRIAULX		BMW 320si	2:01.860	6	106.34mph	171.13kph
24	I	Kristian POULSEN		BMW 320si	2:01.882	7	106.32mph	171.10kph

Monza

Circuit Length = 5.7930 km.

Start: 15:18 End: 15:37


Weather/Track: Sun 27c/Dry 51c

Steward:	Steward:	Steward:	Issued at:
----------	----------	----------	------------

# 2010 FIA World Touring Car Championship

## Race 2 - Sector Analysis Report

Lap	S1 Time	S1 Spd	S2 Time	S2 Spd	S3 Time	S3 Spd	Lap Time	Pit	Lap	S1 Time	S1 Spd	S2 Time	S2 Spd	S3 Time	S3 Spd	Lap Time	Pit
<b>1 TARQUINI ITA SEAT Leon TDI</b>																	
1	43.072		41.771	229.7	41.392	209.7	2:06.235		5	41.372		42.362	232.7	47.167		2:10.901	Pit
2	38.651		41.684	230.7	41.673	208.8	2:02.008		6	59.185		43.593	220.4	56.369		2:39.147	Pit
3	39.342		41.996	226.8	42.001	208.8	2:03.339										
4	38.931		41.638	229.2	41.952	207.2	2:02.521										
<b>2 CORONEL NED SEAT Leon TDI</b>																	
1	43.672	225.9	41.437	232.2	41.764	207.6	2:06.873		6	39.116	225.0	41.735	231.2	42.159	207.6	2:03.010	
2	38.950		41.396	232.7	41.845	208.4	2:02.191		7	38.864	226.8	42.166	228.8	42.039	206.5	2:03.069	
3	39.067	225.9	42.475	233.2	41.954	208.0	2:03.496		8	38.908	225.0	41.622	230.7	42.157	206.5	2:02.687	
4	39.029	226.4	41.777	232.7	42.247	207.2	2:03.053		9	39.005		41.950	230.7	42.183	206.8	2:03.138	
5	38.836		41.760	231.7	42.204	208.0	2:02.800										
<b>3 MONTEIRO POR SEAT Leon TDI</b>																	
1	45.484		42.233	230.7	41.612	210.1	2:09.329		6	38.948		41.519	231.2	41.884	206.8	2:02.351	
2	39.500		41.647	230.2	42.681	204.9	2:03.828		7	38.888		41.652	229.7	42.711	202.2	2:03.251	
3	39.778		41.832	230.2	42.528	206.5	2:04.138		8	39.704		41.493	232.2	41.965	208.0	2:03.162	
4	38.901		41.450	230.2	41.913	207.6	2:02.264		9	39.072		41.795	231.2	41.894	208.4	2:02.761	
5	39.201		41.786	230.7	41.931	208.0	2:02.918										
<b>4 GENE ESP SEAT Leon TDI</b>																	
1	46.901		43.206	231.2	41.579	208.8	2:11.686		6	39.206		41.502	233.2	41.933	207.2	2:02.641	
2	39.218		41.296	234.2	42.142	208.8	2:02.656		7	38.914		41.477	232.2	42.246	205.7	2:02.637	
3	39.023		41.556	232.7	42.830	207.6	2:03.409		8	39.257		41.463	231.2	41.913	206.8	2:02.633	
4	38.795		41.330	234.2	41.886	208.8	2:02.011		9	38.923		41.481	230.7	42.211	208.0	2:02.615	
5	39.262		41.668	232.7	42.082	208.0	2:03.012										
<b>5 MICHELISZ HUN SEAT Leon TDI</b>																	
1	47.065	227.8	43.606	229.2	42.146	208.4	2:12.817		6	39.146	226.8	41.887	230.2	41.849	207.6	2:02.882	
2	38.943	228.3	42.118	232.2	41.626	207.2	2:02.687		7	38.897	226.4	41.697	230.7	41.829	206.5	2:02.423	
3	38.774	227.8	41.939	231.7	42.129	209.3	2:02.842		8	39.616	228.3	41.773	231.7	41.698	206.8	2:03.087	
4	39.094	225.9	41.329	231.7	41.623	207.2	2:02.046		9	39.094	228.3	41.926	232.7	41.860	208.4	2:02.880	
5	39.019	226.8	41.802	231.2	41.900	208.8	2:02.721										
<b>6 MULLER FRA Chevrolet Cruze</b>																	
1	42.885	219.5	41.352	226.4	41.744	206.5	2:05.981		6	39.469	220.4	41.488	225.9	42.039	206.1	2:02.996	
2	39.371	221.7	41.471	229.7	41.865	206.8	2:02.707		7	39.258	221.3	41.396	226.8	41.856	205.7	2:02.510	
3	39.299	221.3	42.270	229.2	41.876	207.6	2:03.445		8	39.268	221.3	41.622	226.4	41.940	205.7	2:02.830	
4	39.331	223.6	41.456	228.8	41.983	206.8	2:02.770		9	39.179	219.9	41.995	225.0	42.462	203.3	2:03.636	
5	39.445	224.0	41.452	227.3	42.033	206.5	2:02.930										




Weather/Track: Sun 27c/Dry 51c

Circuit Length - 5.793 kilometres  
Monza

## 2010 FIA World Touring Car Championship Race 2 - Sector Analysis Report

Lap	S1 Time	S1 Spd	S2 Time	S2 Spd	S3 Time	S3 Spd	Lap Time	Pit	Lap	S1 Time	S1 Spd	S2 Time	S2 Spd	S3 Time	S3 Spd	Lap Time	Pit
<b>7 HUFF GBR Chevrolet Cruze</b>																	
1	44.172	222.6	41.224	230.2	41.925	207.2	2:07.321		6	39.018	222.2	41.378	229.7	42.064	207.2	2:02.460	
2	39.157	221.7	41.250	230.7	41.773	207.6	2:02.180		7	39.172	222.6	41.600	229.2	42.188	208.0	2:02.960	
3	39.255	222.6	42.130	230.7	41.937	207.6	2:03.322		8	39.209	224.0	41.366	230.7	42.068	207.6	2:02.643	
4	39.407	222.6	42.173	224.0	42.037	207.2	2:03.617		9	39.139	224.0	41.792	230.7	42.265	207.2	2:03.196	
5	39.108	224.0	41.301	229.7	42.519	208.4	2:02.928										
<b>8 MENU SUI Chevrolet Cruze</b>																	
1	46.687	223.1	42.757	228.3	41.871	207.2	2:11.315		6	39.090	220.4	41.323	228.8	41.813	205.7	2:02.226	
2	39.325	219.5	41.495	226.8	41.857	205.7	2:02.677		7	39.063	221.7	41.260	229.7	42.036	205.3	2:02.359	
3	40.138	221.3	41.646	227.3	42.370	206.8	2:04.154		8	39.488	222.6	41.637	230.2	41.929	205.7	2:03.054	
4	39.823	221.3	41.731	226.8	42.072	205.3	2:03.626		9	39.126	222.2	41.600	230.7	42.122	206.1	2:02.848	
5	39.107	221.7	41.481	226.8	42.057	205.7	2:02.645										
<b>10 FARFUS BRA BMW 320si</b>																	
1	44.379		41.465	230.2	41.754	208.0	2:07.598		6	39.321	222.2	41.630	228.8	41.651	207.6	2:02.602	
2	39.356	222.6	41.240	231.2	41.557	208.8	2:02.153		7	39.206	222.6	41.659	227.3	41.965	207.2	2:02.830	
3	39.388	223.1	42.092	228.8	41.857	208.8	2:03.337		8	39.432	224.0	41.415	230.2	41.836	208.0	2:02.683	
4	39.498	224.5	41.849	220.8	42.212	208.4	2:03.559		9	39.331	224.0	41.800	228.8	42.021	207.2	2:03.152	
5	39.115	226.4	41.639	229.2	42.138	208.4	2:02.892										
<b>11 PRIAULX GBR BMW 320si</b>																	
1	44.701	223.1	41.954	227.3	41.692	206.5	2:08.347		6	39.070	221.7	41.220	227.8	41.570	206.8	2:01.860	
2	39.283	223.1	41.367	228.3	41.483	207.2	2:02.133		7	38.967	223.6	41.574	228.8	42.022	206.8	2:02.563	
3	39.193	223.1	41.799	226.4	41.844	208.4	2:02.836		8	39.140	224.5	41.551	229.7	42.130	207.6	2:02.821	
4	39.620	224.0	41.920	227.3	42.102	208.4	2:03.642		9	39.293	224.0	41.519	229.7	42.424	205.3	2:03.236	
5	39.348	225.0	42.834	225.4	41.927	206.5	2:04.109										
<b>16 ROMANOV RUS BMW 320si I</b>																	
1	46.346	224.0	44.069	227.3	46.218	165.6	2:16.633										
2	41.480	218.1	47.051	200.0	55.951		2:24.482	Pit									
<b>17 NYKJAER DEN SEAT Leon TDI</b>																	
1	41.916	221.7	41.694	225.0	41.903	206.1	2:05.513		6	38.834		41.506	227.8	42.110	205.7	2:02.450	
2	39.051	221.7	41.416	227.8	41.797	205.7	2:02.264		7	39.072		41.451	225.4	42.102	205.3	2:02.625	
3	39.889		42.203	231.7	41.894	208.0	2:03.986		8	38.987		41.715	226.8	42.077	206.5	2:02.779	
4	38.970	225.4	41.550	226.4	42.114	208.4	2:02.634										
5	38.922		41.517	226.8	42.064	206.8	2:02.503										



Weather/Track: Sun 27c/Dry 51c

Circuit Length - 5.793 kilometres  
Monza

# 2010 FIA World Touring Car Championship

## Race 2 - Sector Analysis Report

Lap S1 Time S1 Spd S2 Time S2 Spd S3 Time S3 Spd Lap Time Pit Lap S1 Time S1 Spd S2 Time S2 Spd S3 Time S3 Spd Lap Time Pit

18 BARTH				SUI				SEAT Leon TDI							
1	45.937	226.4	42.257	230.2	41.457	209.7	2:09.651	6	39.065	225.4	41.461	230.2	42.290	207.6	2:02.816
2	39.370	228.8	41.575	232.2	47.317	194.2	2:08.262	7	38.823	225.9	41.983	229.7	42.144	206.5	2:02.950
3	40.360	222.6	42.176	230.7	42.140	207.6	2:04.676	8	39.145	224.5	41.885	232.2	42.156	206.8	2:03.186
4	39.147	227.8	41.686	232.2	42.741	206.8	2:03.574	9	39.022	226.8	42.164	232.2	42.182	208.0	2:03.368
5	40.149	226.8	43.569	228.3	42.110	206.5	2:05.828								

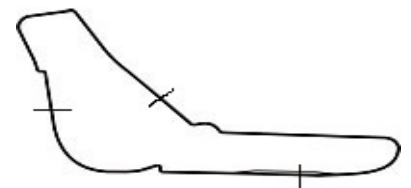
19 VAULKHARD				GBR				Chevrolet Lacetti							
1	47.463		44.510	229.7	42.909	208.4	2:14.882	6	39.089		41.679	231.2	41.884	208.4	2:02.652
2	39.380	222.6	41.480	234.7	42.088	206.8	2:02.948	7	39.180		42.197	231.7	42.657	205.7	2:04.034
3	40.421		41.255	232.2	42.107	208.8	2:03.783	8	39.269		43.043	229.2	42.887	207.6	2:05.199
4	39.580		42.094	231.2	42.201	210.1	2:03.875	9	39.222		42.143	229.7	42.275	208.8	2:03.640
5	39.245		41.729	230.7	42.186	208.8	2:03.160								

20 O'YOUNG				HKG				Chevrolet Lacetti							
1	48.359	221.3	43.724	229.2	42.327	206.1	2:14.410	6	39.473	221.7	41.103	233.7	41.871	208.0	2:02.447
2	39.119	221.3	41.613	232.2	42.476	204.9	2:03.208	7	39.588	222.6	41.696	232.2	42.755	208.8	2:04.039
3	41.356	218.6	41.625	234.7	42.349	208.4	2:05.330	8	38.903	218.6	42.477	228.3	42.412	204.9	2:03.792
4	39.279	225.4	41.512	232.2	42.276	206.8	2:03.067	9	39.672	220.4	42.087	228.3	42.196	207.2	2:03.955
5	39.546	222.2	41.505	232.7	42.005	209.7	2:03.056								

21 BENNANI				MAR				BMW 320si							
1	45.082	224.5	41.932	229.7	42.237	206.8	2:09.251	6	59.307	220.4	41.635	225.4	42.162	204.1	2:23.104
2	39.439	223.6	41.460	227.8	42.413	203.0	2:03.312	7	39.370	218.6	41.767	223.1	42.061	203.7	2:03.198
3	40.320	220.8	41.981	225.0	43.013	205.7	2:05.314	8	39.283	219.0	41.548	224.5	42.174	204.1	2:03.005
4	40.714	222.2	41.649	229.7	41.903	206.5	2:04.266	9	39.457	219.5	41.628	224.0	42.385	204.5	2:03.470
5	39.337	223.6	41.672	228.3	47.433		2:08.442 Pit								

24 POULSEN				DEN				BMW 320si							
1	47.592	210.9	44.896	229.2	42.972	206.5	2:15.460	6	39.130	226.8	42.105	231.7	42.811	205.3	2:04.046
2	39.290	222.6	41.684	231.2	42.252	206.1	2:03.226	7	39.579	219.9	40.308	227.8	41.995	206.8	2:01.882
3	40.362	222.2	42.047	230.2	42.119	208.0	2:04.528	8	39.427	222.2	42.314	230.7	43.618	205.3	2:05.359
4	39.318	225.9	41.866	230.2	42.152	208.0	2:03.336	9	39.491	222.6	41.724	233.2	42.258	208.0	2:03.473
5	39.342	224.0	41.840	230.7	42.149	208.4	2:03.331								

25 HERNANDEZ				ESP				BMW 320si							
1	46.152	219.0	42.670	227.3	42.671	206.5	2:11.493	6	39.596	224.5	42.062	227.3	44.165	206.5	2:05.823
2	40.082	221.3	43.399	227.3	42.330	204.5	2:05.811	7	39.180	222.2	41.822	228.3	42.283	206.1	2:03.285
3	39.387	220.4	41.557	226.8	42.675	205.3	2:03.619	8	39.260	223.1	41.736	228.8	42.665	204.1	2:03.661
4	40.187	224.0	41.768	227.8	42.425	205.3	2:04.380	9	39.203	223.1	41.562	230.2	42.196	207.2	2:02.961
5	39.537	220.4	41.953	230.7	42.548	207.2	2:04.038								




Weather/Track: Sun 27c/Dry 51c

Circuit Length - 5.793 kilometres  
Monza

## 2010 FIA World Touring Car Championship Race 2 - Sector Analysis Report

Lap	S1 Time	S1 Spd	S2 Time	S2 Spd	S3 Time	S3 Spd	Lap Time	Pit	Lap	S1 Time	S1 Spd	S2 Time	S2 Spd	S3 Time	S3 Spd	Lap Time	Pit
<b>26 D'ASTE</b>									<b>ITA BMW 320si</b>								
1	45.517	218.1	42.788	220.4	42.624	204.1	2:10.929		6	39.490	219.0	41.373	225.4	42.454	202.2	2:03.317	
2	40.252	219.0	42.009	226.4	42.549	206.5	2:04.810		7	39.671	218.6	42.334	225.0	42.602	203.0	2:04.607	
3	39.577	221.3	41.676	227.8	42.232	205.7	2:03.485		8	39.417	221.7	42.026	225.0	42.437	203.3	2:03.880	
4	39.721	223.1	41.611	229.2	42.264	204.9	2:03.596		9	39.475	220.4	41.877	224.5	42.607	204.1	2:03.959	
5	39.290	222.2	41.501	227.3	42.287	204.5	2:03.078										
<b>33 FABIANI</b>									<b>ITA BMW 320si</b>								
1	47.028	217.7	45.394	220.8	44.509	198.8	2:16.931		6	40.522	213.4	43.039	216.8	44.165	199.6	2:07.726	
2	40.493	215.1	43.101	218.6	44.110	200.7	2:07.704		7	40.261	213.8	43.193	216.4	44.201	192.5	2:07.655	
3	40.699	213.8	43.045	218.6	44.078	199.2	2:07.822		8	40.872	213.8	43.027	217.3	44.204	199.6	2:08.103	
4	40.594	214.2	42.865	217.3	43.808	200.3	2:07.267		9	40.798	213.8	43.168	215.5	43.751	198.5	2:07.717	
5	40.496	214.2	43.232	216.8	44.606	198.5	2:08.334										
<b>34 PERNIA</b>									<b>ARG Chevrolet Cruze</b>								
1	47.547	219.0	43.782	228.3	43.082	199.2	2:14.411		6	39.222	220.8	41.458	228.8	41.902	206.5	2:02.582	
2	39.602	222.2	41.384	231.2	42.238	202.6	2:03.224		7	39.320	222.6	41.601	226.8	42.328	204.9	2:03.249	
3	39.406	222.6	41.463	230.7	42.428	201.1	2:03.297		8	39.557	220.4	41.528	227.3	42.097	205.3	2:03.182	
4	39.741	221.7	41.538	228.8	42.037	206.5	2:03.316		9	39.369	220.8	41.693	227.3	42.191	206.1	2:03.253	
5	39.200	222.6	41.872	227.8	42.137	206.5	2:03.209										




Weather/Track: Sun 27c/Dry 51c

Circuit Length - 5.793 kilometres  
Monza



## 2010 FIA World Touring Car Championship Race 2 - Best Sector Speeds Report

SECTOR 1					SECTOR 2				SECTOR 3			
POS	NO	NAME	SPEED	LAP	NO	NAME	SPEED	LAP	NO	NAME	SPEED	LAP
1	18	BARTH	228.8	2	19	VAULKHARD	234.7	2	3	MONTEIRO	210.1	1
2	5	MICHELISZ	228.3	2	20	O'YOUNG	234.7	3	19	VAULKHARD	210.1	4
3	2	CORONEL	226.8	7	4	GENE	234.2	2	1	TARQUINI	209.7	1
4	24	POULSEN	226.8	6	2	CORONEL	233.2	3	18	BARTH	209.7	1
5	10	FARFUS	226.4	5	24	POULSEN	233.2	9	20	O'YOUNG	209.7	5
6	17	NYKJAER	225.4	4	1	TARQUINI	232.7	5	5	MICHELISZ	209.3	3
7	20	O'YOUNG	225.4	4	5	MICHELISZ	232.7	9	4	GENE	208.8	1
8	11	PRIAULX	225.0	5	3	MONTEIRO	232.2	8	10	FARFUS	208.8	2
9	21	BENNANI	224.5	1	18	BARTH	232.2	2	2	CORONEL	208.4	2
10	25	HERNANDEZ	224.5	6	17	NYKJAER	231.7	3	7	HUFF	208.4	5
11	6	MULLER	224.0	5	10	FARFUS	231.2	2	11	PRIAULX	208.4	3
12	7	HUFF	224.0	5	34	PERNIA	231.2	2	17	NYKJAER	208.4	4
13	16	ROMANOV	224.0	1	7	HUFF	230.7	2	24	POULSEN	208.4	5
14	8	MENU	223.1	1	8	MENU	230.7	9	6	MULLER	207.6	3
15	26	D'ASTE	223.1	4	25	HERNANDEZ	230.7	5	8	MENU	207.2	1
16	19	VAULKHARD	222.6	2	6	MULLER	229.7	2	25	HERNANDEZ	207.2	5
17	34	PERNIA	222.6	3	11	PRIAULX	229.7	8	21	BENNANI	206.8	1
18	33	FABIANI	217.7	1	21	BENNANI	229.7	1	26	D'ASTE	206.5	2
19					26	D'ASTE	229.2	4	34	PERNIA	206.5	4
20					16	ROMANOV	227.3	1	33	FABIANI	200.7	2
21					33	FABIANI	220.8	1	16	ROMANOV	165.6	1




Circuit Length - 5.793 kilometres  
Monza

Weather/Track: Sun 27c/Dry 51c

## 2010 FIA World Touring Car Championship Race 2 - Best Sector Times Report

POS	SECTOR 1			SECTOR 2			SECTOR 3			NO	NAME	IDEAL/BEST LAP COMPARISON			DIFF
	NO	TIME	LAP	NO	TIME	LAP	NO	TIME	LAP			IDEAL	BEST	LAP	
1	1	38.651	2	24	40.308	7	1	41.392	1	24	POULSEN	2:01.433	2:01.882	7	+ 0.449
2	5	38.774	3	20	41.103	6	18	41.457	1	4	GENE	2:01.670	2:02.011	4	+ 0.341
3	4	38.795	4	11	41.220	6	11	41.483	2	11	PRIAULX	2:01.670	2:01.860	6	+ 0.190
4	18	38.823	7	7	41.224	1	10	41.557	2	1	TARQUINI	2:01.681	2:02.008	2	+ 0.327
5	17	38.834	6	10	41.240	2	4	41.579	1	5	MICHELISZ	2:01.726	2:02.046	4	+ 0.320
6	2	38.836	5	19	41.255	3	3	41.612	1	18	BARTH	2:01.741	2:02.816	6	+ 1.075
7	3	38.888	7	8	41.260	7	5	41.623	4	20	O'YOUNG	2:01.877	2:02.447	6	+ 0.570
8	20	38.903	8	4	41.296	2	6	41.744	1	10	FARFUS	2:01.912	2:02.153	2	+ 0.241
9	11	38.967	7	5	41.329	4	2	41.764	1	3	MONTEIRO	2:01.950	2:02.264	4	+ 0.314
10	7	39.018	6	6	41.352	1	7	41.773	2	2	CORONEL	2:01.996	2:02.191	2	+ 0.195
11	8	39.063	7	26	41.373	6	17	41.797	2	7	HUFF	2:02.015	2:02.180	2	+ 0.165
12	19	39.089	6	34	41.384	2	8	41.813	6	17	NYKJAER	2:02.047	2:02.264	2	+ 0.217
13	10	39.115	5	2	41.396	2	20	41.871	6	8	MENU	2:02.136	2:02.226	6	+ 0.090
14	24	39.130	6	17	41.416	2	19	41.884	6	19	VAULKHARD	2:02.228	2:02.652	6	+ 0.424
15	6	39.179	9	3	41.450	4	34	41.902	6	6	MULLER	2:02.275	2:02.510	7	+ 0.235
16	25	39.180	7	21	41.460	2	21	41.903	4	34	PERNIA	2:02.486	2:02.582	6	+ 0.096
17	34	39.200	5	18	41.461	6	24	41.995	7	21	BENNANI	2:02.646	2:03.005	8	+ 0.359
18	21	39.283	8	25	41.557	3	25	42.196	9	26	D'ASTE	2:02.895	2:03.078	5	+ 0.183
19	26	39.290	5	1	41.638	4	26	42.232	3	25	HERNANDEZ	2:02.933	2:02.961	9	+ 0.028
20	33	40.261	7	33	42.865	4	33	43.751	9	33	FABIANI	2:06.877	2:07.267	4	+ 0.390
21	16	41.480	2	16	44.069	1	16	46.218	1	16	ROMANOV	2:11.767	2:16.633	1	+ 4.866

'Perfect Lap' - 2:00.351



Weather/Track: Sun 27c/Dry 51c

Circuit Length - 5.793 kilometres  
Monza

## 2010 FIA World Touring Car Championship

### RACE 2 - LAP CHART

Lap 1			Lap 2			Lap 3			Lap 4			Lap 5		
No	Behind	Laptime	No	Behind	Laptime	No	Behind	Laptime	No	Behind	Laptime	No	Behind	Laptime
17		2:05.513	17		2:02.264	1		2:03.339	1		2:02.521	17		2:02.503
6	0.468	2:05.981	1	0.466	2:02.008	17	0.181	2:03.986	17	0.294	2:02.634	6	0.933	2:02.930
1	0.722	2:06.235	6	0.911	2:02.707	6	0.551	2:03.445	6	0.800	2:02.770	2	1.513	2:02.800
2	1.360	2:06.873	2	1.287	2:02.191	2	0.978	2:03.496	2	1.510	2:03.053	7	2.468	2:02.928
7	1.808	2:07.321	7	1.724	2:02.180	7	1.241	2:03.322	7	2.337	2:03.617	10	2.639	2:02.892
10	2.085	2:07.598	10	1.974	2:02.153	10	1.506	2:03.337	10	2.544	2:03.559	11	4.167	2:04.109
11	2.834	2:08.347	11	2.703	2:02.133	11	1.734	2:02.836	11	2.855	2:03.642	3	5.577	2:02.918
21	3.738	2:09.251	21	4.786	2:03.312	3	5.713	2:04.138	3	5.456	2:02.264	4	5.874	2:03.012
3	3.816	2:09.329	3	5.380	2:03.828	4	6.169	2:03.409	4	5.659	2:02.011	5	6.213	2:02.721
18	4.138	2:09.651	8	6.215	2:02.677	21	6.295	2:05.314	5	6.289	2:02.046	8	7.517	2:02.645
26	5.416	2:10.929	4	6.565	2:02.656	8	6.564	2:04.154	8	7.669	2:03.626	1	8.104	2:10.901P
8	5.802	2:11.315	5	7.727	2:02.687	5	6.764	2:02.842	21	8.040	2:04.266	26	8.998	2:03.078
25	5.980	2:11.493	26	7.962	2:04.810	26	7.642	2:03.485	26	8.717	2:03.596	34	10.557	2:03.209
4	6.173	2:11.686	25	9.527	2:05.811	34	9.350	2:03.297	34	10.145	2:03.316	19	11.748	2:03.160
5	7.304	2:12.817	20	9.841	2:03.208	25	9.341	2:03.619	25	11.200	2:04.380	20	12.171	2:03.056
34	8.898	2:14.411	34	9.858	2:03.224	19	10.031	2:03.783	19	11.385	2:03.875	25	12.441	2:04.038
20	8.897	2:14.410	19	10.053	2:02.948	18	11.007	2:04.676	20	11.912	2:03.067	24	12.981	2:03.331
19	9.369	2:14.882	18	10.136	2:08.262	20	11.366	2:05.330	18	12.060	2:03.574	21	13.685	2:08.442P
24	9.947	2:15.460	24	10.909	2:03.226	24	11.632	2:04.528	24	12.447	2:03.336	18	15.091	2:05.828
16	11.120	2:16.633	33	16.858	2:07.704	33	20.875	2:07.822	33	25.621	2:07.267	33	31.158	2:08.334
33	11.418	2:16.931	16	33.338	2:24.482P									

Weather/Track: Sun 27c/Dry 51c

www.mstworld.com

Page 1 of 2

Monza  
Circuit Length = 5.7930 km.  
Start: 15:18 End: 15:37

Printed - 15:40 Sunday, 23 May 2010

# 2010 FIA World Touring Car Championship

## RACE 2 - LAP CHART

(contd.)

Lap 6			Lap 7			Lap 8			Lap 9			Lap 10		
No	Behind	Laptime	No	Behind	Laptime	No	Behind	Laptime	No	Behind	Laptime	No	Behind	Laptime
17		2:02.450	17		2:02.625	17		2:02.779	6		2:03.636			
6	1.479	2:02.996	6	1.364	2:02.510	6	1.415	2:02.830	2	0.512	2:03.138			
2	2.073	2:03.010	2	2.517	2:03.069	2	2.425	2:02.687	7	0.822	2:03.196			
7	2.478	2:02.460	7	2.813	2:02.960	7	2.677	2:02.643	10	1.001	2:03.152			
10	2.791	2:02.602	10	2.996	2:02.830	10	2.900	2:02.683	11	1.742	2:03.236			
11	3.577	2:01.860	11	3.515	2:02.563	11	3.557	2:02.821	4	3.495	2:02.615			
3	5.478	2:02.351	4	6.077	2:02.637	4	5.931	2:02.633	3	4.197	2:02.761			
4	6.065	2:02.641	3	6.104	2:03.251	3	6.487	2:03.162	5	4.580	2:02.880			
5	6.645	2:02.882	5	6.443	2:02.423	5	6.751	2:03.087	8	5.099	2:02.848			
8	7.293	2:02.226	8	7.027	2:02.359	8	7.302	2:03.054	34	9.918	2:03.253			
26	9.865	2:03.317	34	11.313	2:03.249	34	11.716	2:03.182	26	11.856	2:03.959			
34	10.689	2:02.582	26	11.847	2:04.607	26	12.948	2:03.880	20	13.499	2:03.955			
19	11.950	2:02.652	19	13.359	2:04.034	20	14.595	2:03.792	19	14.368	2:03.640			
20	12.168	2:02.447	20	13.582	2:04.039	19	15.779	2:05.199	18	14.506	2:03.368			
24	14.577	2:04.046	24	13.834	2:01.882	18	16.189	2:03.186	24	14.836	2:03.473			
18	15.457	2:02.816	18	15.782	2:02.950	24	16.414	2:05.359	25	15.266	2:02.961			
25	15.814	2:05.823	25	16.474	2:03.285	25	17.356	2:03.661	21	33.557	2:03.470			
21	34.339	2:23.104	21	34.912	2:03.198	21	35.138	2:03.005	33	49.454	2:07.717			
33	36.434	2:07.726	33	41.464	2:07.655	33	46.788	2:08.103						
1	44.801	2:39.147P												

Weather/Track: Sun 27c/Dry 51c

www.mstworld.com

Page 2 of 2

Monza  
Circuit Length = 5.7930 km.  
Start: 15:18 End: 15:37

Printed - 15:40 Sunday, 23 May 2010