



WTCC

FIA World Touring Car Championship

Rounds 9 & 10
Portimao, Portugal
2 – 4 July 2010



Timing and Results by MST Systems Ltd

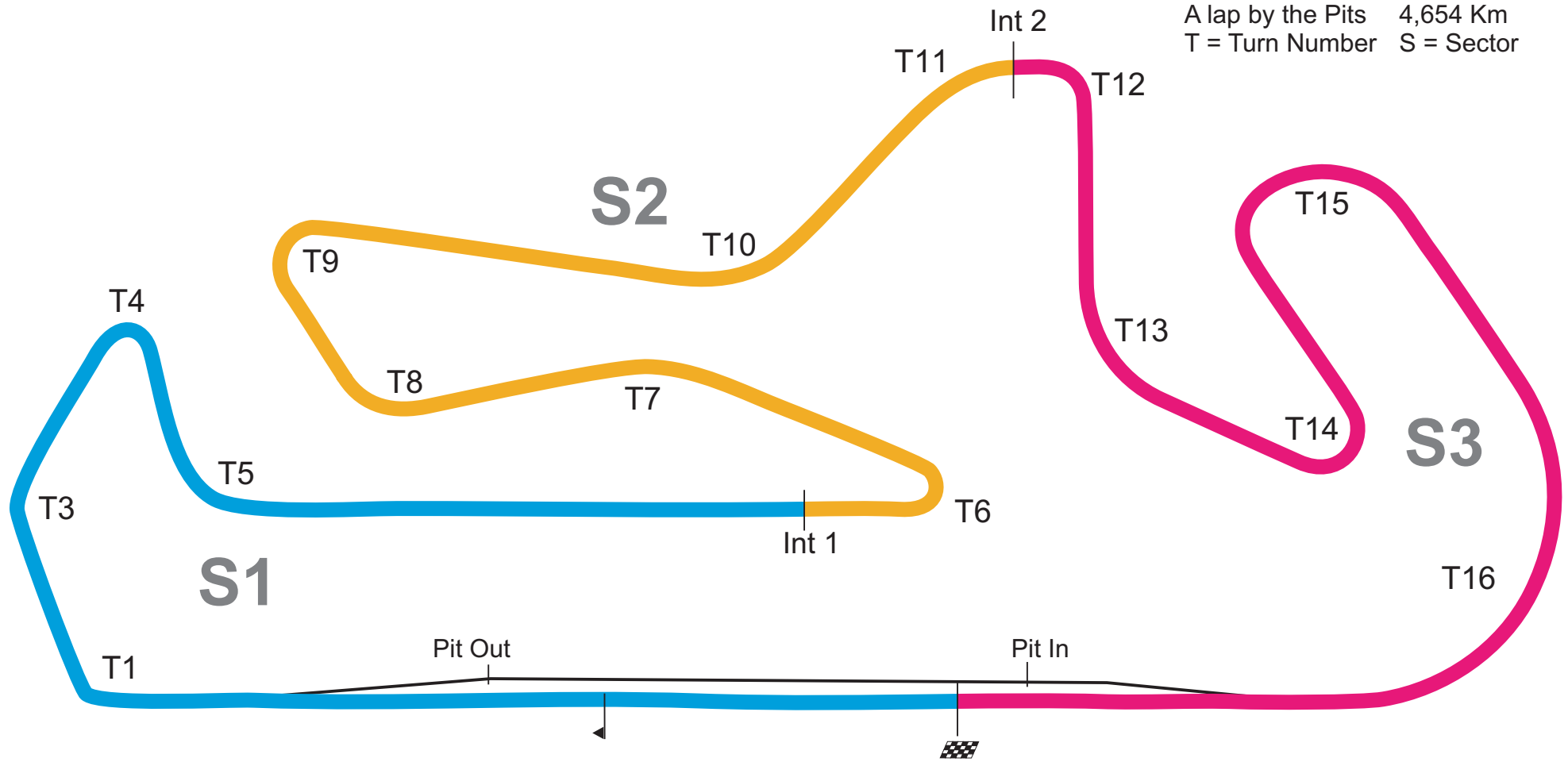
www.fiawtcc.com

www.mstworld.com



Portimao, Portugal
3 - 4th July 2010

—▲	Start Line
▣	Finish "Line"
	Start Line Offset 0,268 m
	Int 1 = @ 1,874 Km
	Int 2 = @ 3,549 Km
	Circuit Centerline 4,653 Km
	Pit in @ 4,604 Km
	Pit out @ 0,374 Km
	Pit in to Pit out 0,424 Km
	A lap by the Pits 4,654 Km
	T = Turn Number S = Sector



2010 FIA World Touring Car Championship TESTING

POS	NO	CL	DRIVER	NAT	CAR	TIME	LAPS	GAP	KPH
1	11		Andy PRIAULX	GBR	BMW 320si	1:56.810	14		143.40
2	7		Robert HUFF	GBR	Chevrolet Cruze	1:56.890	12	0.080	143.30
3	10		Augusto FARFUS	BRA	BMW 320si	1:56.959	13	0.149	143.21
4	3		Tiago MONTEIRO	POR	SEAT Leon TDI	1:57.149	11	0.339	142.98
5	29	I	Colin TURKINGTON	GBR	BMW 320si	1:57.189	15	0.379	142.93
6	6		Yvan MULLER	FRA	Chevrolet Cruze	1:57.191	11	0.381	142.93
7	8		Alain MENU	SUI	Chevrolet Cruze	1:57.376	11	0.566	142.71
8	4		Jordi GENE	ESP	SEAT Leon TDI	1:57.797	9	0.987	142.20
9	1		Gabriele TARQUINI	ITA	SEAT Leon TDI	1:57.821	12	1.011	142.17
10	20	I	Darryl O'YOUNG	HKG	Chevrolet Lacetti	1:58.172	14	1.362	141.74
11	2		Tom CORONEL	NED	SEAT Leon TDI	1:58.283	11	1.473	141.61
12	19	I	Harry VAULKHARD	GBR	Chevrolet Lacetti	1:58.548	13	1.738	141.30
13	25	I	Sergio HERNANDEZ	ESP	BMW 320si	1:58.791	13	1.981	141.01
14	17		Michel NYKJAER	DEN	SEAT Leon TDI	1:59.214	12	2.404	140.51
15	15	I	Franz ENGSTLER	GER	BMW 320si	1:59.249	12	2.439	140.46
16	24	I	Kristian POULSEN	DEN	BMW 320si	1:59.274	12	2.464	140.44
17	5		Norbert MICHELISZ	HUN	SEAT Leon TDI	1:59.292	11	2.482	140.41
18	26	I	Stefano D'ASTE	ITA	BMW 320si	1:59.443	5	2.633	140.24
19	21	I	Mehdi BENNANI	MAR	BMW 320si	1:59.964	14	3.154	139.63
20	18		Fredy BARTH	SUI	SEAT Leon TDI	2:00.046	13	3.236	139.53
21	16	I	Andrei ROMANOV	RUS	BMW 320si	2:02.840	15	6.030	136.36

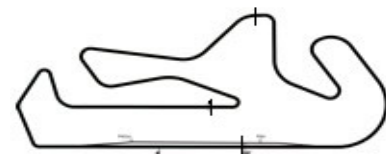
Weather/Track: Sun 31C / Dry 41C

Portimao
Circuit Length = 4.6530 km.
Start: 15:00 End: 15:30

Race Director:	Steward:	Timekeeper:
----------------	----------	-------------

2010 FIA World Touring Car Championship Testing - Sector Analysis Report

Lap	S1 Time	S1 Spd	S2 Time	S2 Spd	S3 Time	S3 Spd	Lap Time	Pit	Lap	S1 Time	S1 Spd	S2 Time	S2 Spd	S3 Time	S3 Spd	Lap Time	Pit
1 TARQUINI									ITA SEAT Leon TDI								
1	11:04.485	129.0	42.224	105.3	57.654		12:44.363	Pit	8	37.016	158.1	37.675	109.3	43.554	216.0	1:58.245	
2	2:58.760	127.6	40.476	110.4	44.122	214.2	4:23.358		9	36.984	167.7	37.895	111.9	44.376	217.7	1:59.255	
3	37.760	158.3	38.199	109.7	43.166	217.7	1:59.125		10	37.047	167.9	37.939	115.4	48.110	216.8	2:03.096	
4	37.024	152.3	37.702	112.5	43.095	219.5	1:57.821		11	37.074	164.6	38.020	111.8	43.638	216.8	1:58.732	
5	37.063	156.2	40.059	109.6	57.657		2:14.779	Pit	12	39.410	150.2	39.821	99.8	58.450		2:17.681	Pit
6	6:00.148	128.5	40.946	103.1	43.962	217.7	7:25.056										
7	37.169	156.0	37.784	109.8	43.030	216.8	1:57.983										
2 CORONEL									NED SEAT Leon TDI								
1	11:03.795	141.5	38.936	112.1	49.953		12:32.684	Pit	7	37.411	165.1	37.976	121.1	47.589		2:02.976	Pit
2	2:22.349	159.5	37.901	125.1	43.687	213.4	3:43.937		8	3:23.759	136.0	40.500	116.0	44.686	216.0	4:48.945	
3	37.252	161.1	37.932	123.5	43.716	216.8	1:58.900		9	37.042	166.6	37.523	121.5	43.718	216.0	1:58.283	
4	37.241	166.4	38.216	118.4	44.205	216.8	1:59.662		10	36.937	169.8	37.540	120.5	44.026	216.0	1:58.503	
5	37.405	162.1	38.191	118.3	51.157		2:06.753	Pit	11	39.628	138.4	40.796	120.3	53.474		2:13.898	Pit
6	5:56.645	164.1	38.249	120.0	43.466	216.0	7:18.360										
3 MONTEIRO									POR SEAT Leon TDI								
1	11:08.451	123.8	41.002	99.5	45.723	205.3	12:35.176		7	37.117	158.5	38.020	107.8	47.578		2:02.715	Pit
2	44.063	115.5	42.820	102.2	44.875	214.2	2:11.758		8	2:48.781	149.3	41.190	103.4	46.591	216.8	4:16.562	
3	37.215	158.8	37.728	119.7	43.398	213.4	1:58.341		9	36.646	164.1	37.537	109.7	42.966	215.1	1:57.149	
4	37.217	160.7	37.861	115.7	51.468		2:06.546	Pit	10	36.807	162.4	37.687	113.6	43.109	213.4	1:57.603	
5	6:11.062	140.4	38.688	109.0	43.165	214.2	7:32.915		11	36.884	170.3	39.173	99.2	56.139		2:12.196	Pit
6	37.188	164.3	37.751	110.0	43.069	212.5	1:58.008										
4 GENE									ESP SEAT Leon TDI								
1	11:09.594	118.0	40.739	104.4	45.826	214.2	12:36.159		6	37.180	161.1	37.432	120.3	43.461	218.6	1:58.073	
2	38.625	143.6	38.188	124.5	44.827	216.8	2:01.640		7	36.844	166.6	37.710	116.2	43.243	218.6	1:57.797	
3	37.546	151.4	37.996	121.5	43.552	215.1	1:59.094		8	37.403	151.8	41.802	102.9	49.102	216.8	2:08.307	
4	37.592	152.3	39.310	124.8	52.567		2:09.469	Pit	9	37.074	165.1	37.627	129.6	58.610		2:13.311	Pit
5	13:44.832	132.8	38.807	111.8	43.386	216.8	15:07.025										
5 MICHELISZ									HUN SEAT Leon TDI								
1	11:14.539	154.2	38.574	103.9	44.801	218.6	12:37.914		7	37.306	165.3	38.483	105.4	43.731	213.4	1:59.520	
2	38.917	138.2	38.621	114.1	44.019	215.1	2:01.557		8	37.721	159.7	40.151	100.9	55.144		2:13.016	Pit
3	37.622	163.3	37.834	116.4	44.300	215.1	1:59.756		9	7:31.648	153.4	38.462	105.4	42.970	215.1	8:53.080	
4	37.663	163.1	38.182	111.7	43.666	216.0	1:59.511		10	37.278	159.5	38.459	104.8	43.555	210.1	1:59.292	
5	37.397	169.5	41.885	103.8	43.640	217.7	2:02.922		11	37.819	158.1	40.055	97.2	53.578		2:11.452	Pit
6	37.467	162.6	38.535	107.3	43.929	217.7	1:59.931										

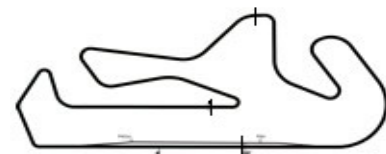


Weather/Track: Sun 31C / Dry 41C

Circuit Length - 4.653 kilometres
Portimao

2010 FIA World Touring Car Championship Testing - Sector Analysis Report

Lap	S1 Time	S1 Spd	S2 Time	S2 Spd	S3 Time	S3 Spd	Lap Time	Pit	Lap	S1 Time	S1 Spd	S2 Time	S2 Spd	S3 Time	S3 Spd	Lap Time	Pit	
6 MULLER FRA Chevrolet Cruze																		
1	10:58.864	126.1	40.471	108.7	43.984	212.5	12:23.319		7	38.993	147.7	40.551	103.3	51.258			2:10.802	Pit
2	37.446	167.4	37.670	111.9	43.365	213.4	1:58.481		8	6:14.492	134.4	44.341	87.6	47.009	214.2		7:45.842	
3	37.193	171.4	37.875	109.0	43.147	213.4	1:58.215		9	36.582	180.0	37.693	115.8	42.953	216.0		1:57.228	
4	37.369	153.8	40.951	101.3	51.339		2:09.659	Pit	10	36.920	172.5	37.587	111.6	42.990	217.7		1:57.497	
5	5:49.316	138.9	42.051	105.1	45.526	211.7	7:16.893		11	42.098	131.3	41.150	104.0	56.469			2:19.717	Pit
6	36.998	179.7	37.374	113.7	42.819	216.0	1:57.191											
7 HUFF GBR Chevrolet Cruze																		
1	11:01.072	128.1	40.565	108.3	44.419	212.5	12:26.056		8	37.385	171.4	37.680	113.1	43.152	216.0		1:58.217	
2	37.416	175.3	37.620	118.0	43.442	215.1	1:58.478		9	37.621	169.0	37.711	112.5	50.405			2:05.737	Pit
3	37.102	166.6	37.889	116.1	43.317	215.1	1:58.308		10	4:45.930	98.0	43.651	106.9	44.775	216.0		6:14.356	
4	37.248	165.8	37.795	114.8	43.447	216.8	1:58.490		11	36.814	174.4	37.568	109.0	42.508	221.3		1:56.890	
5	37.200	173.9	37.844	115.6	52.878		2:07.922	Pit	12	39.728	143.6	40.127	104.8	1:01.483			2:21.338	Pit
6	5:33.609	129.4	40.588	102.3	46.416	216.8	7:00.613											
7	36.957	167.9	37.549	115.6	42.752	216.0	1:57.258											
8 MENU SUI Chevrolet Cruze																		
1	11:01.931	129.9	40.482	110.0	44.647	212.5	12:27.060		7	36.914	171.1	37.679	119.4	42.872	216.8		1:57.465	
2	38.017	165.1	38.522	116.2	44.320	214.2	2:00.859		8	37.393	173.9	37.584	113.7	50.965			2:05.942	Pit
3	37.707	169.0	38.162	112.2	43.408	213.4	1:59.277		9	6:48.896	149.5	43.792	108.9	53.017	216.0		8:25.705	
4	37.255	166.1	38.221	111.1	43.456	216.0	1:58.932		10	36.933	175.3	37.424	113.1	43.019	213.4		1:57.376	
5	37.857	160.2	38.804	106.4	53.456		2:10.117	Pit	11	41.896	135.0	41.573	105.1	1:07.772			2:31.241	Pit
6	5:27.072	131.3	40.778	105.0	46.246	216.8	6:54.096											
10 FARFUS BRA BMW 320si																		
1	11:13.947	155.3	37.726	112.7	43.930	216.0	12:35.603		8	37.077	173.6	37.704	114.6	48.354			2:03.135	Pit
2	37.060	164.3	37.277	120.5	43.508	215.1	1:57.845		9	3:19.552	139.3	40.189	108.9	44.214	216.0		4:43.955	
3	37.232	168.2	37.421	121.1	43.246	215.1	1:57.899		10	36.979	166.4	37.418	118.0	42.690	216.0		1:57.087	
4	37.324	166.1	37.666	117.9	42.969	217.7	1:57.959		11	37.090	172.5	37.388	111.8	42.481	216.8		1:56.959	
5	37.438	164.1	37.719	112.6	49.839		2:04.996	Pit	12	37.024	172.2	37.504	112.7	43.272	216.0		1:57.800	
6	4:09.855	144.7	40.120	109.6	43.488	216.0	5:33.463		13	42.643	127.0	41.625	99.7	56.585			2:20.853	Pit
7	37.530	167.4	37.580	114.4	42.711	216.8	1:57.821											
11 PRIAULX GBR BMW 320si																		
1	11:15.807	147.1	38.068	117.1	43.482	219.5	12:37.357		9	37.031	177.3	37.755	111.6	46.863			2:01.649	Pit
2	38.085	151.8	37.922	136.4	43.800	216.8	1:59.807		10	2:24.775	152.3	43.122	117.1	43.353	216.8		3:51.250	
3	37.420	167.9	37.558	121.3	48.204		2:03.182	Pit	11	36.849	176.1	37.385	111.4	42.576	217.7		1:56.810	
4	1:59.387	181.8	38.023	130.2	43.643	215.1	3:21.053		12	40.660	134.3	40.117	121.5	42.975	213.4		2:03.752	
5	37.392	168.4	37.864	112.6	42.937	214.2	1:58.193		13	37.153	177.9	37.654	114.5	43.166	215.1		1:57.973	
6	37.083	172.8	38.618	119.1	48.335		2:04.036	Pit	14	37.453	154.7	38.234	114.5	1:12.892			2:28.579	Pit
7	2:35.796	166.9	38.093	115.4	42.625	215.1	3:56.514											
8	37.031	179.7	37.530	116.9	42.830	215.1	1:57.391											

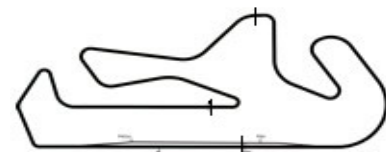


Weather/Track: Sun 31C / Dry 41C

Circuit Length - 4.653 kilometres
Portimao

2010 FIA World Touring Car Championship Testing - Sector Analysis Report

Lap	S1 Time	S1 Spd	S2 Time	S2 Spd	S3 Time	S3 Spd	Lap Time	Pit	Lap	S1 Time	S1 Spd	S2 Time	S2 Spd	S3 Time	S3 Spd	Lap Time	Pit
15 ENGSTLER GER BMW 320si I																	
1	11:24.007	124.2	40.878	111.1	45.327	206.1	12:50.212		8	6:01.526	126.7	39.109	104.7	43.195	216.0	7:23.830	
2	40.097	148.9	39.074	125.2	44.845	205.3	2:04.016		9	37.712	164.8	38.154	113.9	43.383	215.1	1:59.249	
3	38.945	145.7	38.287	126.3	45.064	214.2	2:02.296		10	38.044	164.1	38.197	106.1	43.403	212.5	1:59.644	
4	38.322	157.6	38.728	112.1	44.172	214.2	2:01.222		11	37.779	162.4	38.441	105.7	44.042	212.5	2:00.262	
5	38.302	155.6	38.581	110.3	43.696	216.0	2:00.579		12	43.373	141.1	40.396	115.2	1:05.441		2:29.210	Pit
6	37.938	162.6	38.492	103.3	1:50.330	49.0	3:06.760										
7	49.665	134.6	40.655	106.7	56.792		2:27.112	Pit									
16 ROMANOV RUS BMW 320si I																	
1	11:25.979	128.1	41.413	115.1	45.186	204.5	12:52.578		9	39.389	168.7	39.447	113.6	46.415	206.8	2:05.251	
2	40.113	152.3	39.065	116.3	45.363	209.3	2:04.541		10	38.789	174.7	39.648	126.2	47.295	202.2	2:05.732	
3	39.691	152.5	39.978	111.9	44.680	208.4	2:04.349		11	39.361	161.9	38.977	126.8	45.528	206.1	2:03.866	
4	40.585	139.1	39.974	104.1	46.029	212.5	2:06.588		12	40.517	167.1	38.856	123.0	47.375	173.6	2:06.748	
5	39.690	164.6	39.547	108.5	45.397	214.2	2:04.634		13	50.140	166.9	38.855	132.8	48.427	212.5	2:17.422	
6	39.036	150.8	39.335	118.2	44.469	211.7	2:02.840		14	39.179	162.4	38.963	126.8	45.114	210.9	2:03.256	
7	39.490	166.6	39.912	117.8	44.922	210.9	2:04.324		15	39.263	154.0	39.255	117.1	1:01.671		2:20.189	Pit
8	39.049	164.8	40.036	95.9	45.632	206.8	2:04.717										
17 NYKJAER DEN SEAT Leon TDI																	
1	11:10.833	117.3	40.504	102.1	47.388	216.0	12:38.725		8	37.370	158.3	38.145	112.3	43.699	216.8	1:59.214	
2	38.934	133.0	40.460	110.7	45.241	211.7	2:04.635		9	37.275	163.6	37.908	116.6	44.664	216.8	1:59.847	
3	37.762	151.2	38.248	107.3	44.119	215.1	2:00.129		10	37.452	160.2	38.109	111.0	44.190	214.2	1:59.751	
4	37.827	159.0	37.896	112.2	43.703	216.8	1:59.426		11	37.459	166.9	38.830	108.6	43.901	217.7	2:00.190	
5	37.918	154.9	38.125	113.9	54.053		2:10.096	Pit	12	37.693	155.3	39.775	101.0	1:13.510		2:30.978	Pit
6	9:34.842	148.7	38.204	113.6	43.718	215.1	10:56.764										
7	37.593	158.3	38.206	107.5	43.675	216.0	1:59.474										
18 BARTH SUI SEAT Leon TDI																	
1	11:11.329	122.7	39.646	124.0	45.885	214.2	12:36.860		8	37.513	166.6	38.228	114.1	44.916	206.1	2:00.657	
2	39.379	148.3	38.431	121.4	44.687	217.7	2:02.497		9	38.243	157.4	38.601	110.1	44.496	215.1	2:01.340	
3	38.286	159.5	37.881	119.3	44.088	216.0	2:00.255		10	37.769	162.6	39.517	106.6	44.455	208.4	2:01.741	
4	37.743	160.2	38.176	114.9	44.127	216.8	2:00.046		11	38.319	149.7	39.253	106.0	45.368	215.1	2:02.940	
5	37.701	163.3	37.950	125.3	45.405	217.7	2:01.056		12	38.152	163.3	38.605	107.8	44.684	215.1	2:01.441	
6	37.604	166.6	38.472	112.1	51.730		2:07.806	Pit	13	38.091	154.0	40.345	102.1	1:16.017		2:34.453	Pit
7	7:21.800	158.5	38.648	106.8	43.618	213.4	8:44.066										
19 VAULKHARD GBR Chevrolet Lacetti I																	
1	11:27.865	104.7	41.351	108.4	52.035		13:01.251	Pit	8	37.794	141.5	38.187	116.7	43.591	216.8	1:59.572	
2	2:43.799	120.0	39.873	112.5	44.149	209.3	4:07.821		9	37.482	151.8	37.700	115.8	43.366	217.7	1:58.548	
3	38.575	136.3	39.186	106.2	43.703	216.8	2:01.464		10	37.264	166.4	38.013	108.6	43.638	216.8	1:58.915	
4	38.189	152.9	39.004	106.9	43.443	217.7	2:00.636		11	37.710	153.8	38.239	128.2	43.942	217.7	1:59.891	
5	38.023	135.6	39.067	103.0	44.038	213.4	2:01.128		12	37.371	160.0	38.096	119.2	43.803	219.5	1:59.270	
6	39.086	141.3	40.208	103.5	52.224		2:11.518	Pit	13	39.831	121.2	43.737	99.8	56.715		2:20.283	Pit
7	5:06.803	132.0	39.605	109.7	45.460	221.3	6:31.868										

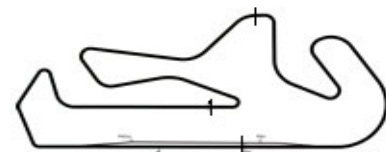


Weather/Track: Sun 31C / Dry 41C

Circuit Length - 4.653 kilometres
Portimao

2010 FIA World Touring Car Championship Testing - Sector Analysis Report

Lap	S1 Time	S1 Spd	S2 Time	S2 Spd	S3 Time	S3 Spd	Lap Time	Pit	Lap	S1 Time	S1 Spd	S2 Time	S2 Spd	S3 Time	S3 Spd	Lap Time	Pit
20 O'YOUNG									HKG Chevrolet Lacetti								
1	11:51.529	144.1	38.922	114.6	44.506	215.1	13:14.957		9	37.480	172.2	37.838	114.8	43.377	218.6	1:58.695	
2	37.783	161.6	37.970	112.5	43.484	216.8	1:59.237		10	37.435	175.8	37.726	117.5	43.736	216.8	1:58.897	
3	37.363	171.4	38.580	107.1	44.484	216.0	2:00.427		11	37.273	175.8	38.092	109.6	43.638	218.6	1:59.003	
4	37.459	167.7	37.969	118.9	44.974	203.0	2:00.402		12	37.388	173.3	38.082	111.9	43.686	217.7	1:59.156	
5	38.250	164.1	37.914	109.1	53.017		2:09.181	Pit	13	37.459	177.3	38.608	109.1	43.676	220.4	1:59.743	
6	4:55.038	145.9	39.063	109.8	44.744	197.8	6:18.845		14	37.961	154.0	40.233	101.5	1:01.835		2:20.029	Pit
7	40.960	145.7	40.070	106.7	43.845	216.8	2:04.875										
8	37.274	170.0	37.833	114.1	43.065	217.7	1:58.172										
21 BENNANI									MAR BMW 320si								
1	11:27.147	135.5	39.461	115.8	43.822	215.1	12:50.430		9	38.236	171.9	38.831	113.4	51.366		2:08.433	Pit
2	38.951	145.9	39.138	120.5	43.821	214.2	2:01.910		10	3:21.234	160.2	38.535	110.8	43.721	213.4	4:43.490	
3	38.402	159.5	38.618	117.3	43.795	213.4	2:00.815		11	38.191	163.6	38.577	115.2	43.705	213.4	2:00.473	
4	38.731	155.6	38.516	126.5	43.729	214.2	2:00.976		12	37.974	166.1	38.677	115.2	44.589	212.5	2:01.240	
5	39.871	151.6	38.530	114.9	43.501	216.8	2:01.902		13	38.082	163.8	38.610	116.1	43.759	210.1	2:00.451	
6	38.106	172.2	38.208	115.4	43.650	215.1	1:59.964		14	37.751	175.8	39.140	106.6	1:02.550		2:19.441	Pit
7	38.049	169.0	38.530	111.7	43.427	212.5	2:00.006										
8	37.868	168.4	51.566	117.2	43.816	214.2	2:13.250										
24 POULSEN									DEN BMW 320si								
1	11:33.111	121.4	41.205	113.8	44.921	205.3	12:59.237		8	37.713	156.9	38.625	105.2	42.936	210.9	1:59.274	
2	39.619	152.5	39.813	108.8	43.493	207.6	2:02.925		9	37.668	163.8	38.613	104.4	43.245	206.8	1:59.526	
3	38.444	162.6	38.983	102.6	43.733	210.1	2:01.160		10	37.825	151.8	38.797	100.2	43.261	209.3	1:59.883	
4	38.347	149.3	38.852	109.1	43.305	210.9	2:00.504		11	37.809	153.6	38.256	101.9	43.496	209.3	1:59.561	
5	38.291	146.1	40.423	106.3	43.315	213.4	2:02.029		12	37.869	156.9	38.555	102.8	55.864		2:12.288	Pit
6	37.779	155.1	38.707	107.4	54.956		2:11.442	Pit									
7	5:46.506	150.4	38.299	115.7	43.040	210.1	7:07.845										
25 HERNANDEZ									ESP BMW 320si								
1	11:17.965	140.6	38.496	117.4	43.642	210.9	12:40.103		8	5:21.158	152.7	38.622	113.0	43.068	210.1	6:42.848	
2	38.178	143.2	38.404	115.1	43.208	214.2	1:59.790		9	37.607	163.6	38.643	113.4	43.205	211.7	1:59.455	
3	38.277	157.6	37.806	123.8	43.900	216.0	1:59.983		10	37.449	166.9	38.014	115.8	43.328	210.9	1:58.791	
4	37.937	162.8	39.486	115.8	43.365	216.0	2:00.788		11	37.409	172.8	38.365	111.1	43.312	210.1	1:59.086	
5	37.378	166.6	38.061	122.6	44.184	211.7	1:59.623		12	37.547	167.1	37.977	113.9	43.305	210.1	1:58.829	
6	37.631	170.6	38.028	116.6	43.462	210.1	1:59.121		13	40.898	129.8	40.648	113.2	51.771		2:13.317	Pit
7	37.479	167.4	39.409	115.6	49.338		2:06.226	Pit									
26 D'ASTE									ITA BMW 320si								
1	11:17.075	151.0	38.555	117.4	46.266	207.6	12:41.896		4	38.437	167.1	38.193	111.1	43.207	218.6	1:59.837	
2	38.315	148.3	38.486	110.4	43.752	213.4	2:00.553		5	37.947	148.9	38.342	108.9	43.154	216.8	1:59.443	
3	37.626	166.1	37.590	121.7	45.763	207.6	2:00.979										

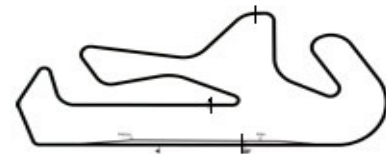


Weather/Track: Sun 31C / Dry 41C

Circuit Length - 4.653 kilometres
Portimao

2010 FIA World Touring Car Championship Testing - Sector Analysis Report

Lap	S1 Time	S1 Spd	S2 Time	S2 Spd	S3 Time	S3 Spd	Lap Time	Pit	Lap	S1 Time	S1 Spd	S2 Time	S2 Spd	S3 Time	S3 Spd	Lap Time	Pit
29 TURKINGTON GBR BMW 320si									I								
1	11:32.400	143.6	39.569	117.9	43.797	211.7	12:55.766		9	37.642	162.4	39.573	114.9	50.318		2:07.533	Pit
2	38.685	147.5	38.269	116.6	43.571	214.2	2:00.525		10	3:17.450	147.7	38.445	117.3	46.349	215.1	4:42.244	
3	37.922	150.2	38.275	116.6	43.545	211.7	1:59.742		11	37.237	171.4	37.274	117.1	42.678	213.4	1:57.189	
4	37.842	160.0	38.260	118.5	43.249	217.7	1:59.351		12	37.081	174.4	37.314	119.1	43.175	214.2	1:57.570	
5	38.128	157.2	37.980	118.0	43.224	214.2	1:59.332		13	37.373	169.8	37.424	121.4	42.786	212.5	1:57.583	
6	37.414	163.1	37.725	120.1	43.268	212.5	1:58.407		14	37.522	165.3	37.394	122.2	43.169	212.5	1:58.085	
7	37.499	163.8	38.908	115.0	43.751	212.5	2:00.158		15	37.933	154.2	38.277	114.4	59.534		2:15.744	Pit
8	37.411	162.6	37.546	125.6	43.328	213.4	1:58.285										



Weather/Track: Sun 31C / Dry 41C

Circuit Length - 4.653 kilometres
Portimao

2010 FIA World Touring Car Championship Testing - Best Sector Speeds Report

SECTOR 1				SECTOR 2				SECTOR 3				
POS	NO	NAME	SPEED	LAP	NO	NAME	SPEED	LAP	NO	NAME	SPEED	LAP
1	11	PRIAULX	181.8	4	11	PRIAULX	136.4	2	7	HUFF	221.3	11
2	6	MULLER	180.0	9	16	ROMANOV	132.8	13	19	VAULKHARD	221.3	7
3	20	O'YOUNG	177.3	13	4	GENE	129.6	9	20	O'YOUNG	220.4	13
4	21	BENNANI	175.8	14	19	VAULKHARD	128.2	11	1	TARQUINI	219.5	4
5	7	HUFF	175.3	2	21	BENNANI	126.5	4	11	PRIAULX	219.5	1
6	8	MENU	175.3	10	15	ENGSTLER	126.3	3	4	GENE	218.6	6
7	16	ROMANOV	174.7	10	29	TURKINGTON	125.6	8	5	MICHELISZ	218.6	1
8	29	TURKINGTON	174.4	12	18	BARTH	125.3	5	26	D'ASTE	218.6	4
9	10	FARFUS	173.6	8	2	CORONEL	125.1	2	6	MULLER	217.7	10
10	25	HERNANDEZ	172.8	11	25	HERNANDEZ	123.8	3	10	FARFUS	217.7	4
11	3	MONTEIRO	170.3	11	26	D'ASTE	121.7	3	17	NYKJAER	217.7	11
12	2	CORONEL	169.8	10	10	FARFUS	121.1	3	18	BARTH	217.7	2
13	5	MICHELISZ	169.5	5	3	MONTEIRO	119.7	3	29	TURKINGTON	217.7	4
14	1	TARQUINI	167.9	10	8	MENU	119.4	7	2	CORONEL	216.8	3
15	26	D'ASTE	167.1	4	20	O'YOUNG	118.9	4	3	MONTEIRO	216.8	8
16	17	NYKJAER	166.9	11	7	HUFF	118.0	2	8	MENU	216.8	6
17	4	GENE	166.6	7	17	NYKJAER	116.6	9	21	BENNANI	216.8	5
18	18	BARTH	166.6	6	5	MICHELISZ	116.4	3	15	ENGSTLER	216.0	5
19	19	VAULKHARD	166.4	10	6	MULLER	115.8	9	25	HERNANDEZ	216.0	3
20	15	ENGSTLER	164.8	9	24	POULSEN	115.7	7	16	ROMANOV	214.2	5
21	24	POULSEN	163.8	9	1	TARQUINI	115.4	10	24	POULSEN	213.4	5



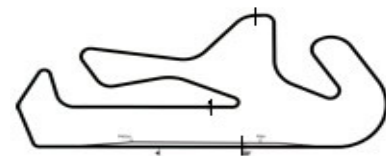
Weather/Track: Sun 31C / Dry 41C

Circuit Length - 4.653 kilometres
Portimao

2010 FIA World Touring Car Championship Testing - Best Sector Times Report

POS	SECTOR 1			SECTOR 2			SECTOR 3			NO	NAME	IDEAL/BEST LAP COMPARISON			DIFF
	NO	TIME	LAP	NO	TIME	LAP	NO	TIME	LAP			IDEAL	BEST	LAP	
1	6	36.582	9	29	37.274	11	10	42.481	11	10	FARFUS	1:56.737	1:56.959	11	+ 0.222
2	3	36.646	9	10	37.277	2	7	42.508	11	6	MULLER	1:56.775	1:57.191	6	+ 0.416
3	7	36.814	11	6	37.374	6	11	42.576	11	11	PRIAULX	1:56.810	1:56.810	11	+ 0.000
4	4	36.844	7	11	37.385	11	29	42.678	11	7	HUFF	1:56.871	1:56.890	11	+ 0.019
5	11	36.849	11	8	37.424	10	6	42.819	6	29	TURKINGTO	1:57.033	1:57.189	11	+ 0.156
6	8	36.914	7	4	37.432	6	8	42.872	7	3	MONTEIRO	1:57.149	1:57.149	9	+ 0.000
7	2	36.937	10	2	37.523	9	24	42.936	8	8	MENU	1:57.210	1:57.376	10	+ 0.166
8	10	36.979	10	3	37.537	9	3	42.966	9	4	GENE	1:57.519	1:57.797	7	+ 0.278
9	1	36.984	9	7	37.549	7	5	42.970	9	1	TARQUINI	1:57.689	1:57.821	4	+ 0.132
10	29	37.081	12	26	37.590	3	1	43.030	7	2	CORONEL	1:57.926	1:58.283	9	+ 0.357
11	19	37.264	10	1	37.675	8	20	43.065	8	20	O'YOUNG	1:58.064	1:58.172	8	+ 0.108
12	20	37.273	11	19	37.700	9	25	43.068	8	5	MICHELISZ	1:58.082	1:59.292	10	+ 1.210
13	17	37.275	9	20	37.726	10	26	43.154	5	25	HERNANDEZ	1:58.252	1:58.791	10	+ 0.539
14	5	37.278	10	25	37.806	3	15	43.195	8	19	VAULKHARD	1:58.330	1:58.548	9	+ 0.218
15	25	37.378	5	5	37.834	3	4	43.243	7	26	D'ASTE	1:58.370	1:59.443	5	+ 1.073
16	18	37.513	8	18	37.881	3	19	43.366	9	17	NYKJAER	1:58.846	1:59.214	8	+ 0.368
17	26	37.626	3	17	37.896	4	21	43.427	7	24	POULSEN	1:58.860	1:59.274	8	+ 0.414
18	24	37.668	9	15	38.154	9	2	43.466	6	18	BARTH	1:59.012	2:00.046	4	+ 1.034
19	15	37.712	9	21	38.208	6	18	43.618	7	15	ENGSTLER	1:59.061	1:59.249	9	+ 0.188
20	21	37.751	14	24	38.256	11	17	43.675	7	21	BENNANI	1:59.386	1:59.964	6	+ 0.578
21	16	38.789	10	16	38.855	13	16	44.469	6	16	ROMANOV	2:02.113	2:02.840	6	+ 0.727

'Perfect Lap' - 1:56.337



Weather/Track: Sun 31C / Dry 41C

Circuit Length - 4.653 kilometres
Portimao

2010 FIA World Touring Car Championship
FREE PRACTICE 1

POS	NO	CLS	DRIVER	NAT	CAR	TIME	LAPS	GAP	KPH
1	4		Jordi GENE	ESP	SEAT Leon TDI	1:56.232	10		144.11
2	18		Fredy BARTH	SUI	SEAT Leon TDI	1:56.359	14	0.127	143.95
3	3		Tiago MONTEIRO	POR	SEAT Leon TDI	1:56.570	12	0.338	143.69
4	17		Michel NYKJAER	DEN	SEAT Leon TDI	1:56.612	10	0.380	143.64
5	6		Yvan MULLER	FRA	Chevrolet Cruze	1:56.673	11	0.441	143.57
6	1		Gabriele TARQUINI	ITA	SEAT Leon TDI	1:56.683	12	0.451	143.55
7	11		Andy PRIAULX	GBR	BMW 320si	1:56.831	14	0.599	143.37
8	5		Norbert MICHELISZ	HUN	SEAT Leon TDI	1:56.906	13	0.674	143.28
9	29	I	Colin TURKINGTON	GBR	BMW 320si	1:56.948	12	0.716	143.23
10	10		Augusto FARFUS	BRA	BMW 320si	1:57.072	14	0.840	143.08
11	7		Robert HUFF	GBR	Chevrolet Cruze	1:57.197	11	0.965	142.92
12	8		Alain MENU	SUI	Chevrolet Cruze	1:57.243	11	1.011	142.87
13	2		Tom CORONEL	NED	SEAT Leon TDI	1:57.265	12	1.033	142.84
14	20	I	Darryl O'YOUNG	HKG	Chevrolet Lacetti	1:57.486	14	1.254	142.57
15	25	I	Sergio HERNANDEZ	ESP	BMW 320si	1:57.642	14	1.410	142.38
16	19	I	Harry VAULKHARD	GBR	Chevrolet Lacetti	1:57.743	14	1.511	142.26
17	24	I	Kristian POULSEN	DEN	BMW 320si	1:58.141	14	1.909	141.78
18	26	I	Stefano D'ASTE	ITA	BMW 320si	1:58.156	15	1.924	141.76
19	15	I	Franz ENGSTLER	GER	BMW 320si	1:58.432	10	2.200	141.43
20	21	I	Mehdi BENNANI	MAR	BMW 320si	1:58.520	15	2.288	141.33
21	16	I	Andrei ROMANOV	RUS	BMW 320si	2:00.720	14	4.488	138.75

Portimao

For Media Information Purposes - No Regulatory Value.

Circuit Length = 4.6530 km.

Weather/Track: Sun 26C / Dry 24C

Start: 09:55 End: 10:25

Race Director:	Steward:	Timekeeper:	Issued at:
----------------	----------	-------------	------------

2010 FIA World Touring Car Championship

Free Practice 1 - Sector Analysis Report

Lap S1 Time S1 Spd S2 Time S2 Spd S3 Time S3 Spd Lap Time Pit Lap S1 Time S1 Spd S2 Time S2 Spd S3 Time S3 Spd Lap Time Pit

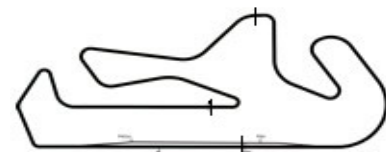
1 TARQUINI						ITA		SEAT Leon TDI							
1	21:02.608	132.0	40.114	106.6	45.515	220.4	22:28.237	8	4:11.025	140.4	39.652	105.6	43.866	222.2	5:34.543
2	40.015	117.0	41.416	103.4	45.718	221.3	2:07.149	9	36.772	161.1	37.411	109.3	42.526	223.1	1:56.709
3	36.719	152.7	37.527	111.9	42.727	222.2	1:56.973	10	36.774	160.4	37.365	113.7	42.777	224.0	1:56.916
4	36.573	163.1	37.289	113.8	42.821	222.2	1:56.683	11	36.668	163.3	37.481	112.7	42.899	223.1	1:57.048
5	36.741	159.0	37.619	105.9	51.599		2:05.959 Pit	12	36.893	160.9	37.856	107.3	42.763	185.5	1:57.512
6	4:15.341	127.5	39.392	99.9	43.306	221.3	5:38.039								
7	36.802	156.2	37.371	106.0	53.884		2:08.057 Pit								

2 CORONEL						NED		SEAT Leon TDI							
1	21:03.254	126.7	40.190	110.9	45.835	218.6	22:29.279	8	36.713	165.6	37.724	122.2	43.130	218.6	1:57.567
2	39.464	123.8	42.116	91.8	45.348	222.2	2:06.928	9	37.033	172.5	37.758	107.6	44.461	222.2	1:59.252
3	36.754	151.6	37.634	123.7	42.999	223.1	1:57.387	10	36.879	170.0	37.553	117.1	43.007	221.3	1:57.439
4	36.778	159.7	37.564	115.2	43.012	222.2	1:57.354	11	36.796	172.5	37.636	117.4	43.260	220.4	1:57.692
5	36.651	173.0	37.479	117.9	43.135	219.5	1:57.265	12	37.063	174.4	38.051	116.1	53.580		2:08.694 Pit
6	40.192	129.3	41.274	107.4	53.165		2:14.631 Pit								
7	6:14.592	163.1	37.662	118.7	42.433	223.1	7:34.687								

3 MONTEIRO						POR		SEAT Leon TDI							
1	21:06.313	123.1	39.145	111.1	45.465	220.4	22:30.923	8	36.883	168.2	37.533	116.6	42.881	219.5	1:57.297
2	36.942	147.3	37.481	114.4	42.517	220.4	1:56.940	9	37.086	157.8	37.493	116.2	48.602		2:03.181 Pit
3	36.764	165.1	37.293	115.5	42.513	219.5	1:56.570	10	3:42.491	159.0	37.540	113.6	42.958	221.3	5:02.989
4	36.833	154.7	37.266	114.8	49.142		2:03.241 Pit	11	36.678	161.9	37.378	116.6	42.736	222.2	1:56.792
5	6:57.379	127.0	42.800	98.9	43.963	219.5	8:24.142	12	40.914	135.6			1:32.121		2:13.035 Pit
6	37.031	156.2	37.369	115.0	42.454	221.3	1:56.854								
7	36.639	165.3	37.477	116.2	42.712	219.5	1:56.828								

4 GENE						ESP		SEAT Leon TDI							
1	21:09.157	121.8	38.819	112.3	44.641	221.3	22:32.617	7	36.746	168.7	37.311	116.1	42.633	219.5	1:56.690
2	36.881	142.6	38.955	119.7	42.617	220.4	1:58.453	8	38.825	144.0	41.207	110.7	54.976		2:15.008 Pit
3	36.734	156.7	37.381	125.1	43.143	221.3	1:57.258	9	6:17.016	129.0	42.543	81.9	45.683	217.7	7:45.242
4	38.770	157.8	42.750	113.9	56.796		2:18.316 Pit	10	39.193	148.3	40.827	106.5	1:02.750		2:22.770 Pit
5	5:05.095	142.6	39.079	111.3	43.248	220.4	6:27.422								
6	36.630	164.8	37.052	121.0	42.550	221.3	1:56.232								

5 MICHELISZ						HUN		SEAT Leon TDI							
1	21:13.736	129.8	39.118	113.9	53.601		22:46.455 Pit	8	5:32.383	162.1	37.908	113.1	42.775	219.5	6:53.066
2	1:40.882	157.4	38.128	109.8	42.856	219.5	3:01.866	9	36.872	164.6	37.557	108.6	42.477	218.6	1:56.906
3	36.927	163.3	37.749	104.7	42.529	219.5	1:57.205	10	36.919	165.3	41.739	82.1	48.819	220.4	2:07.477
4	36.786	166.9	37.690	105.7	42.561	219.5	1:57.037	11	36.792	166.9	37.587	108.7	43.129	221.3	1:57.508
5	36.768	164.8	37.945	100.4	42.626	219.5	1:57.339	12	36.878	166.1	37.679	109.9	42.633	223.1	1:57.190
6	37.009	165.8	37.705	107.2	42.963	219.5	1:57.677	13	40.436	146.5	39.731	103.2	58.105		2:18.272 Pit
7	40.203	127.8	42.144	99.2	55.463		2:17.810 Pit								



Weather/Track: Sun 26C / Dry 24C

Circuit Length - 4.653 kilometres
Portimao

2010 FIA World Touring Car Championship

Free Practice 1 - Sector Analysis Report

Lap S1 Time S1 Spd S2 Time S2 Spd S3 Time S3 Spd Lap Time Pit Lap S1 Time S1 Spd S2 Time S2 Spd S3 Time S3 Spd Lap Time Pit

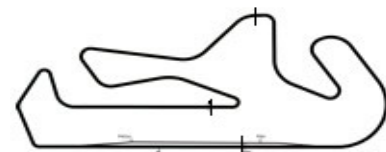
6 MULLER						FRA		Chevrolet Cruze								
1	20:56.868	135.3	43.428	106.4	45.414	218.6	22:25.710	7	36.859	169.5	37.749	107.7	51.591	2:06.199	Pit	
2	36.617	172.8	37.234	119.6	42.822	219.5	1:56.673	8	3:54.399	159.5	38.097	112.5	42.528	220.4	5:15.024	
3	36.835	170.3	37.520	112.9	42.681	218.6	1:57.036	9	36.979	172.8	37.755	107.5	42.500	221.3	1:57.234	
4	36.768	180.9	37.800	108.7	42.507	218.6	1:57.075	10	36.805	175.0	37.878	108.2	42.563	219.5	1:57.246	
5	36.855	160.0	39.175	104.3	51.148		2:07.178	Pit	11	38.218	149.3	40.969	97.4	54.002	2:13.189	Pit
6	4:11.496	165.1	37.952	109.6	42.963	222.2	5:32.411									

7 HUFF						GBR		Chevrolet Cruze									
1	20:57.625	130.4	39.925	113.6	52.089		22:29.639	Pit	7	37.043	172.8	37.788	121.1	42.585	220.4	1:57.416	
2	3:11.101	137.4	39.229	113.0	43.212	218.6	4:33.542		8	36.956	172.8	37.656	117.1	51.190		2:05.802	Pit
3	36.916	164.6	37.726	114.4	42.555	219.5	1:57.197		9	5:59.718	167.9	37.708	118.7	42.701	219.5	7:20.127	
4	36.770	173.9	37.686	118.8	42.750	219.5	1:57.206		10	36.933	179.1	38.342	118.0	42.647	221.3	1:57.922	
5	37.119	165.1	37.824	121.4	54.313		2:09.256	Pit	11	36.948	172.8	37.737	117.2	51.807		2:06.492	Pit
6	3:49.426	141.5	39.576	117.1	43.407	218.6	5:12.409										

8 MENU						SUI		Chevrolet Cruze									
1	20:58.415	129.0	40.240	115.2	44.635	216.0	22:23.290		7	37.737	131.8	40.498	110.8	50.877		2:09.112	Pit
2	37.190	169.2	37.396	119.8	42.657	216.8	1:57.243		8	4:58.813	137.7	40.836	115.1	45.866	216.8	6:25.515	
3	40.017	133.9	44.518	108.0	1:00.758		2:25.293	Pit	9	36.851	183.9	37.598	122.9	42.936	218.6	1:57.385	
4	5:46.730	144.1	40.149	114.6	43.772	217.7	7:10.651		10	36.849	182.1	38.032	119.2	43.003	219.5	1:57.884	
5	37.044	172.2	37.460	121.9	42.780	219.5	1:57.284		11	39.935	137.7	41.756	106.8	54.038		2:15.729	Pit
6	36.842	182.1	37.609	120.2	43.005	218.6	1:57.456										

10 FARFUS						BRA		BMW 320si									
1	21:12.338	146.1	38.438	111.6	45.509	219.5	22:36.285		9	3:09.715	119.0	42.733	104.3	43.239	221.3	4:35.687	
2	37.054	164.8	37.633	119.3	42.639	221.3	1:57.326		10	36.932	171.7	37.809	115.5	42.488	220.4	1:57.229	
3	37.012	170.3	37.646	116.3	42.761	221.3	1:57.419		11	36.865	174.4	37.653	115.7	42.564	221.3	1:57.082	
4	37.055	164.6	39.162	112.8	49.857		2:06.074	Pit	12	36.846	181.8	38.204	112.6	42.515	221.3	1:57.565	
5	3:25.602	140.0	40.225	102.7	43.197	218.6	4:49.024		13	36.963	174.7	37.652	113.4	42.457	223.1	1:57.072	
6	36.990	170.3	37.793	112.6	42.461	220.4	1:57.244		14	40.618	135.3			1:35.998		2:16.616	Pit
7	37.272	170.0	37.438	119.4	42.788	218.6	1:57.498										
8	37.152	170.3	37.629	114.8	48.143		2:02.924	Pit									

11 PRIAULX						GBR		BMW 320si									
1	21:21.018	147.1	38.503	122.6	42.828	219.5	22:42.349		9	36.847	178.2	37.454	118.8	42.630	218.6	1:56.931	
2	36.886	166.1	37.816	116.4	42.629	219.5	1:57.331		10	38.534	159.5	37.971	119.4	47.719		2:04.224	Pit
3	36.951	172.5	37.491	122.9	42.883	220.4	1:57.325		11	2:14.076	176.1	37.927	120.6	42.848	220.4	3:34.851	
4	36.961	170.6	37.808	118.2	42.540	219.5	1:57.309		12	36.838	176.1	37.461	120.7	42.682	218.6	1:56.981	
5	36.959	171.1	37.455	124.0	53.748		2:08.162	Pit	13	36.990	174.4	37.514	119.1	42.737	220.4	1:57.241	
6	2:46.761	167.7	37.948	124.9	45.949	220.4	4:10.658		14	37.139	184.9	38.074	118.9	50.339		2:05.552	Pit
7	36.918	172.8	37.598	121.8	42.964	218.6	1:57.480										
8	36.873	175.0	37.455	116.7	42.503	219.5	1:56.831										



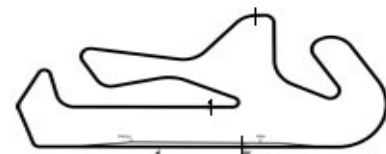
Weather/Track: Sun 26C / Dry 24C

Circuit Length - 4.653 kilometres
Portimao

2010 FIA World Touring Car Championship

Free Practice 1 - Sector Analysis Report

Lap	S1 Time	S1 Spd	S2 Time	S2 Spd	S3 Time	S3 Spd	Lap Time	Pit	Lap	S1 Time	S1 Spd	S2 Time	S2 Spd	S3 Time	S3 Spd	Lap Time	Pit
15 ENGSTLER GER BMW 320si									I								
1	21:24.232	144.1	38.429	105.4	42.966	218.6	22:45.627		7	6:42.290	160.0	37.828	122.5	42.958	218.6	8:03.076	
2	37.227	159.5	38.544	105.1	43.162	216.8	1:58.933		8	37.206	156.7	38.326	111.9	43.515	217.7	1:59.047	
3	37.147	163.3	38.126	111.2	43.177	218.6	1:58.450		9	37.233	159.7	38.521	103.0	43.093	216.8	1:58.847	
4	39.114	157.6	38.544	103.7	43.035	217.7	2:00.693		10	37.617	164.3	38.631	105.9	53.502		2:09.750	Pit
5	37.247	164.1	37.788	120.2	43.397	218.6	1:58.432										
6	37.380	167.7	38.354	108.0	55.698		2:11.432	Pit									
16 ROMANOV RUS BMW 320si									I								
1	21:26.398	113.2	41.069	95.6	46.031	214.2	22:53.498		9	38.824	164.8	38.680	119.4	49.472	214.2	2:06.976	
2	40.439	113.2	38.672	116.2	43.976	216.0	2:03.087		10	38.074	164.8	38.662	121.7	55.826	202.2	2:12.562	
3	38.423	165.1	39.338	112.5	43.739	215.1	2:01.500		11	40.654	116.3	38.689	119.2	45.685	210.1	2:05.028	
4	39.073	150.2	39.355	112.5	43.770	215.1	2:02.198		12	38.923	127.5	38.844	118.0	44.283	215.1	2:02.050	
5	38.491	176.4	39.499	118.7	43.804	212.5	2:01.794		13	39.238	180.6	40.707	117.9	45.213	214.2	2:05.158	
6	38.198	160.4	38.723	114.5	43.799	215.1	2:00.720		14	38.595	178.5	42.961	110.6	52.689		2:14.245	Pit
7	38.966	151.4	41.207	123.4	51.868		2:12.041	Pit									
8	2:48.288	161.4	38.975	115.0	43.604	212.5	4:10.867										
17 NYKJAER DEN SEAT Leon TDI									I								
1	21:11.348	132.6	41.713	89.3	46.491	211.7	22:39.552		7	36.622	164.8	37.336	113.9	42.671	223.1	1:56.629	
2	38.084	135.3	38.420	112.2	51.989		2:08.493	Pit	8	37.139	158.1	37.951	110.6	48.920		2:04.010	Pit
3	6:54.725	150.4	40.501	108.3	43.248	218.6	8:18.474		9	6:38.440	159.0	38.027	112.8	42.585	221.3	7:59.052	
4	36.936	160.2	37.436	117.3	42.613	220.4	1:56.985		10	36.770	166.6	37.318	127.1	58.481		2:12.569	Pit
5	36.692	158.1	37.450	115.0	42.517	221.3	1:56.659										
6	36.737	166.9	37.203	118.2	42.672	223.1	1:56.612										
18 BARTH SUI SEAT Leon TDI									I								
1	21:10.150	126.9	38.404	115.4	45.053	222.2	22:33.607		9	37.061	161.1	37.830	112.9	49.448		2:04.339	Pit
2	36.975	147.9	38.247	115.4	42.968	221.3	1:58.190		10	2:53.859	153.4	37.666	116.3	44.273	223.1	4:15.798	
3	36.815	156.7	37.604	114.2	43.224	221.3	1:57.643		11	36.562	162.4	37.337	114.1	42.460	224.0	1:56.359	
4	36.915	164.6	37.617	121.5	43.369	220.4	1:57.901		12	36.727	162.6	37.446	114.3	42.746	220.4	1:56.919	
5	37.017	164.8	38.070	109.9	54.978		2:10.065	Pit	13	36.833	162.6	37.549	112.9	42.869	224.0	1:57.251	
6	3:43.736	156.9	38.183	115.6	43.263	219.5	5:05.182		14	42.375	136.7			1:40.886		2:23.261	Pit
7	37.065	154.9	37.938	111.1	43.214	220.4	1:58.217										
8	37.079	157.8	37.832	112.5	43.144	222.2	1:58.055										
19 VAULKHARD GBR Chevrolet Lacetti									I								
1	21:27.700	129.9	40.930	104.7	46.192	216.8	22:54.822		9	37.228	167.9	37.849	113.7	42.866	219.5	1:57.943	
2	37.490	140.6	38.094	113.6	42.816	219.5	1:58.400		10	36.854	156.2	38.079	107.2	42.855	220.4	1:57.788	
3	37.026	148.9	38.105	107.7	42.860	222.2	1:57.991		11	36.787	161.6	38.054	110.4	42.948	221.3	1:57.789	
4	36.821	153.6	38.008	108.2	42.914	221.3	1:57.743		12	37.056	170.6	37.960	109.6	43.085	219.5	1:58.101	
5	37.089	155.1	37.893	111.0	42.854	219.5	1:57.836		13	37.426	154.7	38.249	107.7	43.409	219.5	1:59.084	
6	36.979	153.6	38.031	109.8	42.971	219.5	1:57.981		14	38.059	145.5	38.752	113.4	52.456		2:09.267	Pit
7	40.592	135.1	43.786	109.6	52.259		2:16.637	Pit									
8	5:06.105	149.5	39.410	108.1	44.823	217.7	6:30.338										

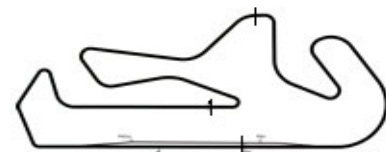


Weather/Track: Sun 26C / Dry 24C

Circuit Length - 4.653 kilometres
Portimao

2010 FIA World Touring Car Championship Free Practice 1 - Sector Analysis Report

Lap	S1 Time	S1 Spd	S2 Time	S2 Spd	S3 Time	S3 Spd	Lap Time	Pit	Lap	S1 Time	S1 Spd	S2 Time	S2 Spd	S3 Time	S3 Spd	Lap Time	Pit
20 O'YOUNG HKG Chevrolet Lacetti I																	
1	21:26.117	125.1	39.611	112.8	42.864	221.3	22:48.592		9	37.092	162.1	38.401	105.2	43.204	225.0	1:58.697	
2	37.779	158.3	37.613	121.4	42.823	222.2	1:58.215		10	38.015	156.7	37.971	113.8	43.159	223.1	1:59.145	
3	37.165	162.4	37.613	117.2	42.708	225.0	1:57.486		11	37.290	166.6	37.984	120.7	43.851	221.3	1:59.125	
4	37.060	160.4	37.877	116.8	42.737	223.1	1:57.674		12	37.497	166.6	37.965	114.9	43.461	222.2	1:58.923	
5	37.215	164.3	37.610	121.3	43.201	223.1	1:58.026		13	37.570	165.3	38.097	117.4	43.955	224.0	1:59.622	
6	36.921	162.1	38.239	122.3	56.193		2:11.353	Pit	14	39.202	163.3	38.120	113.9	57.766		2:15.088	Pit
7	4:42.579	156.2	38.162	111.7	42.566	223.1	6:03.307										
8	37.110	159.0	37.951	110.1	42.834	223.1	1:57.895										
21 BENNANI MAR BMW 320Si I																	
1	21:27.997	134.1	39.265	110.6	45.607	215.1	22:52.869		9	2:52.304	157.2	38.623	112.7	43.191	217.7	4:14.118	
2	37.692	160.0	38.495	119.4	43.337	216.0	1:59.524		10	37.263	170.6	38.104	112.2	43.153	217.7	1:58.520	
3	37.926	146.7	38.914	110.9	44.152	216.8	2:00.992		11	37.432	171.4	38.515	112.3	44.036	216.8	1:59.983	
4	37.380	165.8	38.127	112.6	43.354	217.7	1:58.861		12	37.415	165.8	37.943	106.9	43.278	216.0	1:58.636	
5	37.124	174.4	38.310	114.4	43.259	217.7	1:58.693		13	37.135	176.7	38.192	109.8	43.328	216.8	1:58.655	
6	37.233	173.9	38.162	116.2	43.177	216.0	1:58.572		14	37.317	164.8	38.175	112.5	43.815	215.1	1:59.307	
7	37.519	162.8	38.466	115.5	43.339	217.7	1:59.324		15	37.676	179.1	39.407	110.6	56.703		2:13.786	Pit
8	37.400	168.7	38.327	114.5	50.136		2:05.863	Pit									
24 POULSEN DEN BMW 320Si I																	
1	21:35.666	118.6	46.527	102.1	51.806	154.2	23:13.999		9	37.372	154.9	38.262	101.3	42.809	216.0	1:58.443	
2	43.839	132.6	40.657	90.0	44.462	213.4	2:08.958		10	37.436	159.0	37.846	107.2	42.859	215.1	1:58.141	
3	37.453	152.9	38.295	112.6	43.166	215.1	1:58.914		11	37.212	163.3	38.334	99.7	42.907	215.1	1:58.453	
4	37.509	165.6	38.150	100.7	43.271	212.5	1:58.930		12	37.511	156.9	37.852	111.0	43.493	215.1	1:58.856	
5	37.323	154.9	38.169	109.7	43.208	213.4	1:58.700		13	37.693	155.3	38.081	103.0	42.839	216.0	1:58.613	
6	37.727	156.5	38.282	113.4	55.787		2:11.796	Pit	14	37.341	156.7	38.023	106.8	1:01.224		2:16.588	Pit
7	4:00.935	160.0	38.245	105.3	42.832	216.0	5:22.012										
8	37.306	162.6	38.251	102.0	42.856	215.1	1:58.413										
25 HERNANDEZ ESP BMW 320Si I																	
1	21:25.861	123.4	40.671	115.8	49.763	215.1	22:56.295		9	4:08.610	150.4	38.420	114.2	42.921	216.0	5:29.951	
2	37.130	152.1	38.152	118.9	42.772	216.8	1:58.054		10	37.091	173.9	37.983	116.2	42.984	216.8	1:58.058	
3	37.137	151.2	38.032	115.8	42.968	217.7	1:58.137		11	38.866	148.9	44.066	108.4	46.032	216.8	2:08.964	
4	37.061	159.7	37.805	115.2	42.834	216.8	1:57.700		12	37.152	173.3	38.067	119.7	42.887	216.8	1:58.106	
5	37.111	161.4	37.957	116.2	42.835	217.7	1:57.903		13	37.032	168.4	37.995	115.2	42.811	216.8	1:57.838	
6	36.905	166.1	37.956	115.7	42.781	216.8	1:57.642		14	39.123	135.5	40.320	104.9	52.189		2:11.632	Pit
7	37.116	172.8	37.901	112.6	42.958	215.1	1:57.975										
8	38.256	156.2	38.599	108.8	48.839		2:05.694	Pit									



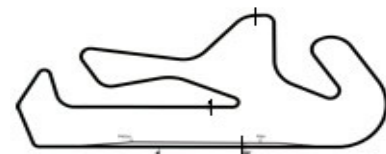
Weather/Track: Sun 26C / Dry 24C

Circuit Length - 4.653 kilometres
Portimao

2010 FIA World Touring Car Championship Free Practice 1 - Sector Analysis Report

Lap	S1 Time	S1 Spd	S2 Time	S2 Spd	S3 Time	S3 Spd	Lap Time	Pit	Lap	S1 Time	S1 Spd	S2 Time	S2 Spd	S3 Time	S3 Spd	Lap Time	Pit
26 D'ASTE									ITA BMW 320si								
1	21:22.003	140.8	38.570	114.6	43.283	215.1	22:43.856		9	37.352	171.7	37.951	121.4	42.954	215.1	1:58.257	
2	37.407	153.4	37.943	117.1	42.806	216.0	1:58.156		10	37.348	169.5	37.935	129.9	43.925	218.6	1:59.208	
3	37.494	160.9	38.362	116.6	42.880	216.8	1:58.736		11	37.334	175.3	38.058	123.1	45.025	216.8	2:00.417	
4	37.486	173.0	38.215	111.0	43.517	216.0	1:59.218		12	37.389	170.6	38.312	122.3	43.334	216.0	1:59.035	
5	37.514	173.6	38.182	117.5	43.028	215.1	1:58.724		13	37.301	164.6	38.074	123.4	43.169	215.1	1:58.544	
6	37.420	172.2	39.620	116.3	52.101		2:09.141	Pit	14	37.743	165.8	38.169	109.8	43.496	217.7	1:59.408	
7	3:38.835	162.4	38.175	117.9	47.200	215.1	5:04.210		15	41.885	139.7			1:40.124		2:22.009	Pit
8	37.284	172.8	38.068	118.8	43.268	216.0	1:58.620										

Lap	S1 Time	S1 Spd	S2 Time	S2 Spd	S3 Time	S3 Spd	Lap Time	Pit	Lap	S1 Time	S1 Spd	S2 Time	S2 Spd	S3 Time	S3 Spd	Lap Time	Pit
29 TURKINGTON									GBR BMW 320si								
1	22:00.160	139.7	39.589	112.1	44.068	215.1	23:23.817		8	37.143	165.8	37.433	119.3	42.677	216.0	1:57.253	
2	37.294	155.8	37.766	112.1	42.660	216.0	1:57.720		9	38.426	136.7	38.287	120.7	50.467		2:07.180	Pit
3	37.309	161.4	37.307	120.0	42.664	217.7	1:57.280		10	6:20.784	157.6	38.055	120.0	42.922	218.6	7:41.761	
4	37.090	164.1	37.446	121.9	42.686	216.8	1:57.222		11	37.076	165.8	37.760	118.4	42.752	220.4	1:57.588	
5	39.444	135.3	39.096	122.9	57.049		2:15.589	Pit	12	38.592	147.3			1:39.843		2:18.435	Pit
6	3:24.796	149.7	38.617	119.7	43.312	217.7	4:46.725										
7	37.043	164.1	37.310	118.9	42.595	216.8	1:56.948										



Weather/Track: Sun 26C / Dry 24C

Circuit Length - 4.653 kilometres
Portimao

2010 FIA World Touring Car Championship Free Practice 1 - Best Sector Speeds Report

SECTOR 1				SECTOR 2				SECTOR 3				
POS	NO	NAME	SPEED	LAP	NO	NAME	SPEED	LAP	NO	NAME	SPEED	LAP
1	11	PRIAULX	184.9	14	26	D'ASTE	129.9	10	20	O'YOUNG	225.0	3
2	8	MENU	183.9	9	17	NYKJAER	127.1	10	1	TARQUINI	224.0	10
3	10	FARFUS	181.8	12	4	GENE	125.1	3	18	BARTH	224.0	11
4	6	MULLER	180.9	4	11	PRIAULX	124.9	6	2	CORONEL	223.1	3
5	16	ROMANOV	180.6	13	2	CORONEL	123.7	3	5	MICHELISZ	223.1	12
6	7	HUFF	179.1	10	16	ROMANOV	123.4	7	10	FARFUS	223.1	13
7	21	BENNANI	179.1	15	8	MENU	122.9	9	17	NYKJAER	223.1	6
8	26	D'ASTE	175.3	11	29	TURKINGTON	122.9	5	3	MONTEIRO	222.2	11
9	2	CORONEL	174.4	12	15	ENGSTLER	122.5	7	6	MULLER	222.2	6
10	25	HERNANDEZ	173.9	10	20	O'YOUNG	122.3	6	19	VAULKHARD	222.2	3
11	19	VAULKHARD	170.6	12	18	BARTH	121.5	4	4	GENE	221.3	1
12	4	GENE	168.7	7	7	HUFF	121.4	5	7	HUFF	221.3	10
13	3	MONTEIRO	168.2	8	25	HERNANDEZ	119.7	12	11	PRIAULX	220.4	3
14	15	ENGSTLER	167.7	6	6	MULLER	119.6	2	29	TURKINGTON	220.4	11
15	5	MICHELISZ	166.9	4	10	FARFUS	119.4	7	8	MENU	219.5	5
16	17	NYKJAER	166.9	6	21	BENNANI	119.4	2	15	ENGSTLER	218.6	1
17	20	O'YOUNG	166.6	11	3	MONTEIRO	116.6	8	26	D'ASTE	218.6	10
18	29	TURKINGTON	165.8	8	5	MICHELISZ	113.9	1	21	BENNANI	217.7	4
19	24	POULSEN	165.6	4	1	TARQUINI	113.8	4	25	HERNANDEZ	217.7	3
20	18	BARTH	164.8	5	19	VAULKHARD	113.7	9	16	ROMANOV	216.0	2
21	1	TARQUINI	163.3	11	24	POULSEN	113.4	6	24	POULSEN	216.0	7



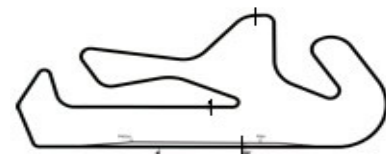
Weather/Track: Sun 26C / Dry 24C

Circuit Length - 4.653 kilometres
Portimao

2010 FIA World Touring Car Championship Free Practice 1 - Best Sector Times Report

POS	SECTOR 1			SECTOR 2			SECTOR 3			IDEAL/BEST LAP COMPARISON					
	NO	TIME	LAP	NO	TIME	LAP	NO	TIME	LAP	NO	NAME	IDEAL	BEST	LAP	DIFF
1	18	36.562	11	4	37.052	6	2	42.433	7	4	GENE	1:56.232	1:56.232	6	+ 0.000
2	1	36.573	4	17	37.203	6	3	42.454	6	17	NYKJAER	1:56.342	1:56.612	6	+ 0.270
3	6	36.617	2	6	37.234	2	10	42.457	13	6	MULLER	1:56.351	1:56.673	2	+ 0.322
4	17	36.622	7	3	37.266	4	18	42.460	11	3	MONTEIRO	1:56.359	1:56.570	3	+ 0.211
5	4	36.630	6	1	37.289	4	5	42.477	9	18	BARTH	1:56.359	1:56.359	11	+ 0.000
6	3	36.639	7	29	37.307	3	6	42.500	9	1	TARQUINI	1:56.388	1:56.683	4	+ 0.295
7	2	36.651	5	18	37.337	11	11	42.503	8	2	CORONEL	1:56.563	1:57.265	5	+ 0.702
8	5	36.768	5	8	37.396	2	17	42.517	5	10	FARFUS	1:56.741	1:57.072	13	+ 0.331
9	7	36.770	4	10	37.438	7	1	42.526	9	11	PRIAULX	1:56.795	1:56.831	8	+ 0.036
10	19	36.787	11	11	37.454	9	4	42.550	6	5	MICHELISZ	1:56.802	1:56.906	9	+ 0.104
11	11	36.838	12	2	37.479	5	7	42.555	3	8	MENU	1:56.895	1:57.243	2	+ 0.348
12	8	36.842	6	5	37.557	9	20	42.566	7	29	TURKINGTO	1:56.945	1:56.948	7	+ 0.003
13	10	36.846	12	20	37.610	5	29	42.595	7	7	HUFF	1:56.981	1:57.197	3	+ 0.216
14	25	36.905	6	7	37.656	8	8	42.657	2	20	O'YOUNG	1:57.097	1:57.486	3	+ 0.389
15	20	36.921	6	15	37.788	5	25	42.772	2	19	VAULKHARD	1:57.452	1:57.743	4	+ 0.291
16	29	37.043	7	25	37.805	4	26	42.806	2	25	HERNANDEZ	1:57.482	1:57.642	6	+ 0.160
17	21	37.124	5	24	37.846	10	24	42.809	9	24	POULSEN	1:57.867	1:58.141	10	+ 0.274
18	15	37.147	3	19	37.849	9	19	42.816	2	15	ENGSTLER	1:57.893	1:58.432	5	+ 0.539
19	24	37.212	11	26	37.935	10	15	42.958	7	26	D'ASTE	1:58.025	1:58.156	2	+ 0.131
20	26	37.284	8	21	37.943	12	21	43.153	10	21	BENNANI	1:58.220	1:58.520	10	+ 0.300
21	16	38.074	10	16	38.662	10	16	43.604	8	16	ROMANOV	2:00.340	2:00.720	6	+ 0.380

'Perfect Lap' - 1:56.047



Weather/Track: Sun 26C / Dry 24C

Circuit Length - 4.653 kilometres
Portimao

**2010 FIA World Touring Car Championship
FREE PRACTICE 2**

POS	NO	CLS	DRIVER	NAT	CAR	TIME	LAPS	GAP	KPH
1	10		Augusto FARFUS	BRA	BMW 320si	1:56.765	13		143.45
2	2		Tom CORONEL	NED	SEAT Leon TDI	1:56.925	13	0.160	143.26
3	17		Michel NYKJAER	DEN	SEAT Leon TDI	1:56.938	13	0.173	143.24
4	7		Robert HUFF	GBR	Chevrolet Cruze	1:56.979	12	0.214	143.19
5	3		Tiago MONTEIRO	POR	SEAT Leon TDI	1:57.048	13	0.283	143.11
6	6		Yvan MULLER	FRA	Chevrolet Cruze	1:57.114	12	0.349	143.03
7	8		Alain MENU	SUI	Chevrolet Cruze	1:57.158	11	0.393	142.97
8	1		Gabriele TARQUINI	ITA	SEAT Leon TDI	1:57.162	15	0.397	142.97
9	5		Norbert MICHELISZ	HUN	SEAT Leon TDI	1:57.260	10	0.495	142.85
10	29	I	Colin TURKINGTON	GBR	BMW 320si	1:57.326	15	0.561	142.77
11	11		Andy PRIAULX	GBR	BMW 320si	1:57.343	12	0.578	142.75
12	19	I	Harry VAULKHARD	GBR	Chevrolet Lacetti	1:57.346	10	0.581	142.74
13	20	I	Darryl O'YOUNG	HKG	Chevrolet Lacetti	1:57.419	11	0.654	142.65
14	4		Jordi GENE	ESP	SEAT Leon TDI	1:57.491	12	0.726	142.57
15	18		Fredy BARTH	SUI	SEAT Leon TDI	1:57.569	12	0.804	142.47
16	24	I	Kristian POULSEN	DEN	BMW 320si	1:57.746	10	0.981	142.26
17	21	I	Mehdi BENNANI	MAR	BMW 320si	1:57.884	14	1.119	142.09
18	25	I	Sergio HERNANDEZ	ESP	BMW 320si	1:57.982	9	1.217	141.97
19	15	I	Franz ENGSTLER	GER	BMW 320si	1:58.863	5	2.098	140.92
20	26	I	Stefano D'ASTE	ITA	BMW 320si	1:59.155	15	2.390	140.58
21	16	I	Andrei ROMANOV	RUS	BMW 320si	1:59.291	14	2.526	140.42

Portimao

For Media Information Purposes - No Regulatory Value.

Circuit Length = 4.6530 km.

Weather/Track: Sun 29C / Dry 49C

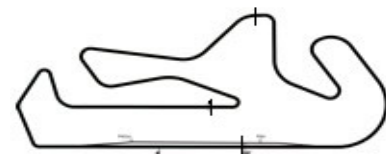
Start: 12:00 End: 12:30

Race Director:	Steward:	Timekeeper:	Issued at:
----------------	----------	-------------	------------

2010 FIA World Touring Car Championship

Free Practice 2 - Sector Analysis Report

Lap	S1 Time	S1 Spd	S2 Time	S2 Spd	S3 Time	S3 Spd	Lap Time	Pit	Lap	S1 Time	S1 Spd	S2 Time	S2 Spd	S3 Time	S3 Spd	Lap Time	Pit
1 TARQUINI ITA SEAT Leon TDI																	
1	11:22.374	112.9	42.976	105.8	47.327	216.8	12:52.677		9	36.957	174.7	38.693	110.0	43.005	222.2	1:58.655	
2	45.376	126.3	43.968	104.0	45.832	222.2	2:15.176		10	36.935	159.7	37.832	108.3	42.735	222.2	1:57.502	
3	36.783	165.8	37.455	112.0	42.975	224.0	1:57.213		11	36.884	162.1	37.942	110.6	42.829	222.2	1:57.655	
4	36.981	159.0	37.469	112.7	42.712	224.0	1:57.162		12	36.918	163.8	37.827	109.8	42.783	224.0	1:57.528	
5	36.728	157.4	37.483	113.7	43.294	221.3	1:57.505		13	36.955	169.0	38.178	110.4	42.847	223.1	1:57.980	
6	36.901	157.2			1:23.709	221.3	2:00.610		14	36.886	167.7	37.878	109.9	42.859	222.2	1:57.623	
7	36.970	159.7	38.034	106.8	42.803	223.1	1:57.807		15	36.871	172.2	38.435	107.4	54.828		2:10.134	Pit
8	36.951	162.6	37.951	109.4	42.798	224.0	1:57.700										
2 CORONEL NED SEAT Leon TDI																	
1	11:23.457	93.8	42.402	108.0	47.637	215.1	12:53.496		8	4:24.448	148.1	38.115	117.1	43.400	220.4	5:45.963	
2	45.198	130.1	44.060	106.2	45.692	224.0	2:14.950		9	36.783	169.5	39.111	112.7	48.493		2:04.387	Pit
3	36.852	162.4	37.414	117.7	42.927	224.0	1:57.193		10	2:23.981	167.7	37.916	109.7	44.509	222.2	3:46.406	
4	36.961	161.6	37.490	118.8	43.222	221.3	1:57.673		11	36.569	169.8	37.441	119.4	42.915	220.4	1:56.925	
5	41.921	153.4	42.081	106.1	45.103	222.2	2:09.105		12	36.770	175.3	41.973	95.2	49.695	176.4	2:08.438	
6	36.721	171.4	38.096	129.1	43.457	220.4	1:58.274		13	42.418	131.0	43.073	104.9	59.253		2:24.744	Pit
7	36.900	169.2	37.682	121.1	51.996		2:06.578	Pit									
3 MONTEIRO POR SEAT Leon TDI																	
1	11:08.305	109.9	41.500	103.0	46.101	212.5	12:35.906		8	36.867	155.6	37.782	112.2	42.868	218.6	1:57.517	
2	41.821	135.3	43.994	113.1	43.133	220.4	2:08.948		9	36.967	165.1	37.526	115.0	42.995	221.3	1:57.488	
3	37.052	155.3	37.765	111.8	42.851	218.6	1:57.668		10	37.522	167.4	37.712	108.9	47.387		2:02.621	Pit
4	36.918	165.8	37.792	112.6	42.758	220.4	1:57.468		11	2:46.147	152.3	38.213	109.4	43.187	219.5	4:07.547	
5	36.859	162.4	37.590	114.9	43.035	219.5	1:57.484		12	36.827	161.9	37.637	115.8	42.584	220.4	1:57.048	
6	37.026	162.1	38.088	109.7	48.711		2:03.825	Pit	13	38.592	135.3	40.754	105.6	51.959		2:11.305	Pit
7	4:11.331	132.3	38.364	108.4	43.096	219.5	5:32.791										
4 GENE ESP SEAT Leon TDI																	
1	11:10.030	98.2	41.883	110.3	47.265	219.5	12:39.178		8	37.685	163.1	37.978	117.4	42.971	219.5	1:58.634	
2	37.101	152.7	37.786	118.7	42.916	219.5	1:57.803		9	37.253	160.2	37.988	118.8	43.041	220.4	1:58.282	
3	36.915	157.4	37.583	122.7	42.993	222.2	1:57.491		10	37.146	157.6	38.081	118.4	43.142	218.6	1:58.369	
4	37.639	152.3	38.343	120.6	51.458		2:07.440	Pit	11	37.475	158.1	38.180	115.8	43.138	219.5	1:58.793	
5	4:58.239	131.3	38.881	123.7	43.240	223.1	6:20.360		12	37.616	161.9	38.540	107.6	55.104		2:11.260	Pit
6	37.020	157.8	37.835	114.4	42.820	222.2	1:57.675										
7	37.009	166.4	37.795	113.2	42.993	220.4	1:57.797										
5 MICHELISZ HUN SEAT Leon TDI																	
1	14:10.631	135.0	39.633	105.5	42.963	221.3	15:33.227		7	37.045	164.1	38.239	108.8	42.699	220.4	1:57.983	
2	36.909	164.8	37.563	113.0	42.788	218.6	1:57.260		8	37.678	157.2	38.087	107.5	43.022	215.1	1:58.787	
3	36.896	168.2	38.495	107.1	42.675	220.4	1:58.066		9	37.103	167.4	37.903	106.0	53.192		2:08.198	Pit
4	37.258	153.4	43.845	98.8	58.087		2:19.190	Pit	10	1:17.857	161.6	38.718	105.8	52.662		2:49.237	Pit
5	6:33.474	146.3	42.880	98.3	44.937	219.5	8:01.291										
6	36.774	165.8	37.869	107.5	42.749	220.4	1:57.392										



Weather/Track: Sun 29C / Dry 49C

Circuit Length - 4.653 kilometres
Portimao

2010 FIA World Touring Car Championship

Free Practice 2 - Sector Analysis Report

Lap S1 Time S1 Spd S2 Time S2 Spd S3 Time S3 Spd Lap Time Pit Lap S1 Time S1 Spd S2 Time S2 Spd S3 Time S3 Spd Lap Time Pit

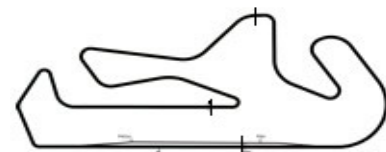
6 MULLER							FRA Chevrolet Cruze								
1	11:08.674	109.2	47.137	103.6	46.943	219.5	12:42.754	8	6:03.003	137.0	38.755	114.1	42.573	221.3	7:24.331
2	36.542	174.1	37.394	109.9	45.443	220.4	1:59.379	9	36.918	167.7	37.755	110.7	42.441	219.5	1:57.114
3	36.777	173.3	40.104	103.1	55.884		2:12.765 Pit	10	36.857	171.1	37.957	109.0	42.755	220.4	1:57.569
4	3:27.693	128.4	42.434	98.6	44.558	219.5	4:54.685	11	37.095	163.6	38.009	106.5	42.777	220.4	1:57.881
5	36.873	174.1	38.954	106.7	42.708	220.4	1:58.535	12	37.915	158.5	38.817	104.0	52.784		2:09.516 Pit
6	36.800	170.6	37.807	109.6	42.597	222.2	1:57.204								
7	38.257	152.7	39.405	108.9	49.684		2:07.346 Pit								

7 HUFF							GBR Chevrolet Cruze								
1	11:09.767	104.9	48.140	102.2	46.595	220.4	12:44.502	8	4:07.251	135.1	38.896	112.7	42.666	222.2	5:28.813
2	36.853	164.3	37.651	114.1	42.475	219.5	1:56.979	9	36.842	170.6	37.612	113.4	42.660	219.5	1:57.114
3	36.876	171.1	37.707	124.6	52.620		2:07.203 Pit	10	36.883	172.2	37.833	113.4	42.650	221.3	1:57.366
4	5:30.500	142.6	41.201	103.9	45.585	218.6	6:57.286	11	36.840	172.8	37.826	113.0	42.867	220.4	1:57.533
5	36.818	165.3	37.676	123.1	42.976	221.3	1:57.470	12	37.170	156.9	38.719	104.2	58.562		2:14.451 Pit
6	36.919	168.2	37.610	117.2	42.844	219.5	1:57.373								
7	37.887	148.7	39.350	114.5	51.810		2:09.047 Pit								

8 MENU							SUI Chevrolet Cruze								
1	11:06.115	133.8	41.138	111.3	43.947	216.8	12:31.200	7	7:32.196	110.5	47.624	103.5	48.993	216.8	9:08.813
2	37.151	164.6	37.648	121.5	43.269	216.8	1:58.068	8	36.985	177.6	37.582	119.8	42.968	217.7	1:57.535
3	37.159	162.8	37.847	118.7	52.620		2:07.626 Pit	9	36.946	182.4	37.476	121.8	43.157	216.8	1:57.579
4	3:03.641	135.8	45.833	110.4	45.168	219.5	4:34.642	10	39.389	169.5	37.678	117.2	43.015	218.6	2:00.082
5	36.902	179.7	37.379	121.3	42.877	222.2	1:57.158	11	37.136	174.7	37.977	113.6	49.569		2:04.682 Pit
6	40.040	132.8	43.696	109.3	56.535		2:20.271 Pit								

10 FARFUS							BRA BMW 320si								
1	11:11.114	132.1	39.898	107.8	43.135	218.6	12:34.147	8	3:04.337	139.5	39.287	111.0	43.339	219.5	4:26.963
2	37.055	166.9	38.104	111.8	42.621	219.5	1:57.780	9	36.871	176.1	37.545	115.4	42.349	220.4	1:56.765
3	37.091	167.9	37.955	114.5	42.792	219.5	1:57.838	10	36.927	172.5	37.566	117.1	42.651	218.6	1:57.144
4	37.241	165.3	38.120	113.6	49.778		2:05.139 Pit	11	37.764	147.9	38.871	123.5	51.140		2:07.775 Pit
5	3:33.296	156.5	38.459	115.2	42.829	217.7	4:54.584	12	2:02.873	156.9	37.960	117.8	42.552	219.5	3:23.385
6	37.091	176.7	37.900	113.7	42.664	223.1	1:57.655	13	37.070	171.4	37.713	114.5	51.522		2:06.305 Pit
7	37.036	176.1	37.787	120.1	48.994		2:03.817 Pit								

11 PRIAULX							GBR BMW 320si								
1	11:19.774	122.3	43.004	121.7	46.916	219.5	12:49.694	8	37.167	173.6	37.777	121.0	47.712		2:02.656 Pit
2	37.632	151.2	38.207	120.5	42.801	217.7	1:58.640	9	2:19.265	168.4	38.045	119.1	47.227		3:44.537 Pit
3	38.017	174.1	37.977	121.0	42.818	221.3	1:58.812	10	2:16.188	150.4	40.610	125.2	48.275	219.5	3:45.073
4	37.070	166.6	37.822	120.7	43.260	219.5	1:58.152	11	36.958	175.3	37.499	120.7	42.886	216.0	1:57.343
5	37.262	167.9	37.854	122.2	47.231		2:02.347 Pit	12	37.047	178.5	37.720	122.1	50.418		2:05.185 Pit
6	2:16.969	170.6	37.992	118.3	42.969	220.4	3:37.930								
7	37.121	171.9	38.031	116.4	42.855	221.3	1:58.007								



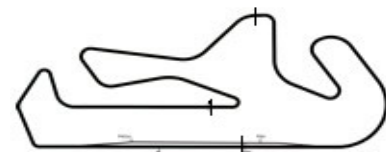
Weather/Track: Sun 29C / Dry 49C

Circuit Length - 4.653 kilometres
Portimao

2010 FIA World Touring Car Championship

Free Practice 2 - Sector Analysis Report

Lap	S1 Time	S1 Spd	S2 Time	S2 Spd	S3 Time	S3 Spd	Lap Time	Pit	Lap	S1 Time	S1 Spd	S2 Time	S2 Spd	S3 Time	S3 Spd	Lap Time	Pit
15 ENGSTLER GER BMW 320si I																	
1	11:30.525	104.8	43.296	97.7	47.713	219.5	13:01.534		4	41.753	156.9	38.688	123.8	43.338	219.5	2:03.779	
2	37.623	141.7	39.685	107.5	43.244	217.7	2:00.552		5	37.206	160.2	38.467	104.6	43.190	220.4	1:58.863	
3	37.428	160.0	38.532	99.2	46.507	216.8	2:02.467										
16 ROMANOV RUS BMW 320si I																	
1	11:30.990	100.4	43.712	93.5	47.354	219.5	13:02.056		9	38.967	157.2	39.429	108.9	51.674		2:10.070	Pit
2	37.886	150.8	39.985	106.1	43.891	217.7	2:01.762		10	4:26.614	146.7	42.209	118.4	43.265	216.8	5:52.088	
3	38.168	156.0	38.879	113.5	46.630	213.4	2:03.677		11	37.602	169.5	38.436	124.1	43.253	216.0	1:59.291	
4	39.197	145.9	38.992	126.2	56.021	215.1	2:14.210		12	37.669	154.7	38.561	124.2	43.543	216.8	1:59.773	
5	38.887	173.0	38.675	104.3	43.869	215.1	2:01.431		13	37.576	168.4	38.659	114.6	43.768	217.7	2:00.003	
6	37.959	161.6	39.601	105.3	44.544	214.2	2:02.104		14	39.839	133.1	42.163	109.4	56.629		2:18.631	Pit
7	38.184	166.4	39.246	100.3	44.218	218.6	2:01.648										
8	38.382	169.2	38.673	111.9	43.913	216.0	2:00.968										
17 NYKJAER DEN SEAT Leon TDI																	
1	11:10.507	104.4	42.327	110.9	44.612	219.5	12:37.446		8	36.994	161.4	37.723	116.6	43.253	222.2	1:57.970	
2	37.080	157.8	37.730	119.8	43.018	221.3	1:57.828		9	36.884	165.1	37.429	126.6	43.846	221.3	1:58.159	
3	36.746	162.4	37.535	115.5	42.657	222.2	1:56.938		10	36.982	164.3	37.915	111.2	50.896		2:05.793	Pit
4	36.860	160.7	37.605	114.6	42.880	222.2	1:57.345		11	5:32.881	162.4	37.785	113.1	43.029	216.8	6:53.695	
5	36.970	164.8	37.974	114.6	43.170	221.3	1:58.114		12	36.986	168.2	37.618	114.4	43.273	216.0	1:57.877	
6	36.994	160.7	37.642	117.9	43.214	220.4	1:57.850		13	36.889	165.1	37.570	125.9	52.620		2:07.079	Pit
7	36.917	163.8	38.260	115.4	43.187	221.3	1:58.364										
18 BARTH SUI SEAT Leon TDI																	
1	11:13.941	115.7	45.004	102.0	47.599	183.0	12:46.544		8	37.221	160.7	37.878	112.1	43.007	221.3	1:58.106	
2	42.641	132.6	39.643	99.2	59.969		2:22.253	Pit	9	37.160	162.1	37.570	120.7	43.607	220.4	1:58.337	
3	8:51.107	133.6	38.200	118.9	44.290	224.0	10:13.597		10	37.095	161.9	37.997	110.2	43.144	219.5	1:58.236	
4	37.124	150.2	37.893	110.3	42.552	221.3	1:57.569		11	37.785	163.3	37.851	113.1	43.359	221.3	1:58.995	
5	36.967	161.1	37.599	113.9	43.091	220.4	1:57.657		12	37.236	162.8	37.962	115.2	52.117		2:07.315	Pit
6	36.967	158.3	37.754	115.2	43.016	222.2	1:57.737										
7	37.015	161.4	37.855	120.2	43.503	223.1	1:58.373										
19 VAULKHARD GBR Chevrolet Lacetti I																	
1	11:49.352	141.3	42.732	97.2	46.906	219.5	13:18.990		7	4:59.478	129.4	39.239	115.8	45.286	221.3	6:24.003	
2	37.264	144.3	38.013	114.5	43.441	221.3	1:58.718		8	37.127	149.5	38.132	111.6	42.496	221.3	1:57.755	
3	37.227	148.5	38.004	112.6	43.063	222.2	1:58.294		9	36.718	169.2	37.695	113.5	42.933	221.3	1:57.346	
4	37.713	152.3	38.573	109.7	45.565	222.2	2:01.851		10	43.280	132.0	40.250	106.3	53.018		2:16.548	Pit
5	37.048	156.7	37.902	115.4	43.413	221.3	1:58.363										
6	37.162	159.2	38.385	111.0	48.792		2:04.339	Pit									

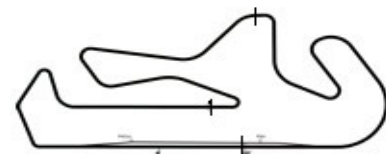


Weather/Track: Sun 29C / Dry 49C

Circuit Length - 4.653 kilometres
Portimao

2010 FIA World Touring Car Championship Free Practice 2 - Sector Analysis Report

Lap	S1 Time	S1 Spd	S2 Time	S2 Spd	S3 Time	S3 Spd	Lap Time	Pit	Lap	S1 Time	S1 Spd	S2 Time	S2 Spd	S3 Time	S3 Spd	Lap Time	Pit
20 O'YOUNG HKG Chevrolet Lacetti I																	
1	11:48.405	153.4	42.586	98.3	46.144	220.4	13:17.135		7	39.722	137.9	38.383	116.0	49.857		2:07.962	Pit
2	37.227	161.6	37.846	116.9	42.956	221.3	1:58.029		8	4:16.784	145.5	39.518	119.4	43.232	224.0	5:39.534	
3	37.420	169.5	37.952	118.0	43.068	222.2	1:58.440		9	36.814	167.4	37.765	116.3	42.840	217.7	1:57.419	
4	41.597	148.7	40.249	110.9	44.031	223.1	2:05.877		10	37.047	166.6	37.729	119.4	42.978	220.4	1:57.754	
5	37.021	165.3	37.867	119.4	43.363	223.1	1:58.251		11	38.788	144.3	41.719	108.5	56.705		2:17.212	Pit
6	37.269	163.3	37.951	118.2	43.508	220.4	1:58.728										
21 BENNANI MAR BMW 320si I																	
1	11:27.458	155.3	39.654	107.9	48.136	217.7	12:55.248		9	37.401	169.8	37.936	115.8	49.177		2:04.514	Pit
2	37.880	150.0	38.413	110.4	43.146	219.5	1:59.439		10	2:33.028	157.2	39.266	107.4	43.273	218.6	3:55.567	
3	37.493	157.4	38.283	108.5	43.230	220.4	1:59.006		11	37.125	165.8	37.777	112.9	42.982	216.8	1:57.884	
4	37.624	157.6	39.008	107.4	43.428	219.5	2:00.060		12	37.092	173.6	38.190	116.3	43.261	217.7	1:58.543	
5	37.528	172.2	38.184	110.1	43.433	218.6	1:59.145		13	37.667	171.1	38.132	114.9	42.877	219.5	1:58.676	
6	37.384	170.3	38.236	105.0	43.236	215.1	1:58.856		14	37.102	178.5	38.308	106.5	50.370		2:05.780	Pit
7	37.523	165.6	38.289	109.1	49.539		2:05.351	Pit									
8	2:24.971	162.1	38.183	107.4	43.036	217.7	3:46.190										
24 POULSEN DEN BMW 320si I																	
1	11:29.187	127.0	40.043	105.5	44.816	216.0	12:54.046		7	37.029	165.8	37.986	106.2	43.007	217.7	1:58.022	
2	37.721	151.8	38.805	103.8	43.131	214.2	1:59.657		8	37.330	158.3	38.649	101.7	43.061	214.2	1:59.040	
3	37.481	152.3	38.279	107.7	43.139	216.0	1:58.899		9	37.307	156.7	38.332	98.4	43.045	216.0	1:58.684	
4	37.520	157.6	38.414	101.6	55.945		2:11.879	Pit	10	37.193	157.8	39.553	104.0	58.748		2:15.494	Pit
5	3:05.869	144.0	38.517	114.4	43.603	214.2	4:27.989										
6	36.997	164.6	37.859	107.1	42.890	218.6	1:57.746										
25 HERNANDEZ ESP BMW 320si I																	
1	11:29.566	116.5	43.367	94.6	47.804	191.4	13:00.737		6	37.115	163.1	38.114	113.1	43.049	216.0	1:58.278	
2	42.407	127.8	42.103	92.0	44.714	216.8	2:09.224		7	37.161	171.1	38.047	113.2	43.173	216.8	1:58.381	
3	45.896	132.8	40.378	116.1	48.004	215.1	2:14.278		8	37.334	162.6	38.186	111.9	43.018	217.7	1:58.538	
4	37.175	164.3	37.888	117.4	43.027	217.7	1:58.090		9	37.262	165.6	38.028	117.9	49.635		2:04.925	Pit
5	36.914	171.9	37.968	114.4	43.100	216.0	1:57.982										
26 D'ASTE ITA BMW 320si I																	
1	11:24.600	100.2	43.480	108.8	47.134	205.3	12:55.214		9	37.488	167.1	38.914	117.8	52.703		2:09.105	Pit
2	41.954	127.8	40.040	114.8	43.121	216.8	2:05.115		10	2:51.746	153.1	38.289	119.4	43.151	216.0	4:13.186	
3	40.584	149.7	38.447	118.5	47.624	213.4	2:06.655		11	37.531	156.2	38.503	123.4	43.361	216.0	1:59.395	
4	37.838	164.6	38.366	115.8	42.951	219.5	1:59.155		12	37.475	164.3	38.406	122.9	43.998	215.1	1:59.879	
5	37.206	170.0	38.212	122.1	45.175	216.8	2:00.593		13	37.681	155.3	38.486	121.1	43.330	216.8	1:59.497	
6	39.087	159.5	38.746	117.4	43.717	215.1	2:01.550		14	37.660	164.6	38.764	118.4	43.970	216.8	2:00.394	
7	37.380	171.4	38.306	120.1	43.710	217.7	1:59.396		15	39.915	137.0	42.031	116.9	59.007		2:20.953	Pit
8	37.548	166.1	38.298	119.7	43.628	218.6	1:59.474										

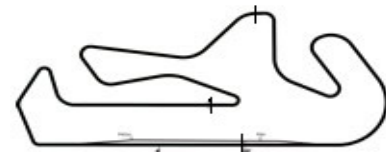


Weather/Track: Sun 29C / Dry 49C

Circuit Length - 4.653 kilometres
Portimao

2010 FIA World Touring Car Championship Free Practice 2 - Sector Analysis Report

Lap	S1 Time	S1 Spd	S2 Time	S2 Spd	S3 Time	S3 Spd	Lap Time	Pit	Lap	S1 Time	S1 Spd	S2 Time	S2 Spd	S3 Time	S3 Spd	Lap Time	Pit
29	TURKINGTON							GBR			BMW 320si			I			
1	11:31.815	113.0	42.509	104.1	45.016	216.8	12:59.340		9	37.228	169.2	37.657	118.2	42.769	217.7	1:57.654	
2	37.336	168.2	37.613	120.1	42.755	218.6	1:57.704		10	37.089	173.9	37.670	117.1	42.717	217.7	1:57.476	
3	37.041	163.8	37.584	117.5	42.701	222.2	1:57.326		11	37.088	172.5	37.863	112.6	42.616	218.6	1:57.567	
4	37.223	158.5	38.084	119.1	43.120	217.7	1:58.427		12	37.179	172.8	37.646	116.7	42.826	217.7	1:57.651	
5	37.223	167.1	37.488	122.9	43.051	216.8	1:57.762		13	38.432	154.7	38.052	124.5	51.020		2:07.504	Pit
6	37.257	171.1	37.591	116.9	42.798	216.0	1:57.646		14	3:10.334	156.5	38.102	112.1	42.948	219.5	4:31.384	
7	37.180	172.2	37.578	116.7	42.974	217.7	1:57.732		15	37.309	162.1	38.000	111.8	1:01.948		2:17.257	Pit
8	37.240	171.1	37.767	117.2	42.865	219.5	1:57.872										



Weather/Track: Sun 29C / Dry 49C

Circuit Length - 4.653 kilometres
Portimao

2010 FIA World Touring Car Championship Free Practice 2 - Best Sector Speeds Report

SECTOR 1				SECTOR 2				SECTOR 3				
POS	NO	NAME	SPEED	LAP	NO	NAME	SPEED	LAP	NO	NAME	SPEED	LAP
1	8	MENU	182.4	9	2	CORONEL	129.1	6	1	TARQUINI	224.0	3
2	11	PRIAULX	178.5	12	17	NYKJAER	126.6	9	2	CORONEL	224.0	2
3	21	BENNANI	178.5	14	16	ROMANOV	126.2	4	18	BARTH	224.0	3
4	10	FARFUS	176.7	6	11	PRIAULX	125.2	10	20	O'YOUNG	224.0	8
5	2	CORONEL	175.3	12	7	HUFF	124.6	3	4	GENE	223.1	5
6	1	TARQUINI	174.7	9	29	TURKINGTON	124.5	13	10	FARFUS	223.1	6
7	6	MULLER	174.1	2	15	ENGSTLER	123.8	4	6	MULLER	222.2	6
8	29	TURKINGTON	173.9	10	4	GENE	123.7	5	7	HUFF	222.2	8
9	16	ROMANOV	173.0	5	10	FARFUS	123.5	11	8	MENU	222.2	5
10	7	HUFF	172.8	11	26	D'ASTE	123.4	11	17	NYKJAER	222.2	3
11	25	HERNANDEZ	171.9	5	8	MENU	121.8	9	19	VAULKHARD	222.2	3
12	26	D'ASTE	171.4	7	18	BARTH	120.7	9	29	TURKINGTON	222.2	3
13	20	O'YOUNG	169.5	3	20	O'YOUNG	119.4	5	3	MONTEIRO	221.3	9
14	19	VAULKHARD	169.2	9	25	HERNANDEZ	117.9	9	5	MICHELISZ	221.3	1
15	5	MICHELISZ	168.2	3	21	BENNANI	116.3	12	11	PRIAULX	221.3	3
16	17	NYKJAER	168.2	12	3	MONTEIRO	115.8	12	15	ENGSTLER	220.4	5
17	3	MONTEIRO	167.4	10	19	VAULKHARD	115.8	7	21	BENNANI	220.4	3
18	4	GENE	166.4	7	24	POULSEN	114.4	5	16	ROMANOV	219.5	1
19	24	POULSEN	165.8	7	6	MULLER	114.1	8	26	D'ASTE	219.5	4
20	18	BARTH	163.3	11	1	TARQUINI	113.7	5	24	POULSEN	218.6	6
21	15	ENGSTLER	160.2	5	5	MICHELISZ	113.0	2	25	HERNANDEZ	217.7	4



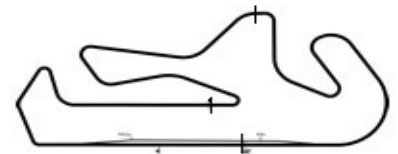
Weather/Track: Sun 29C / Dry 49C

Circuit Length - 4.653 kilometres
Portimao

2010 FIA World Touring Car Championship Free Practice 2 - Best Sector Times Report

POS	SECTOR 1			SECTOR 2			SECTOR 3			NO	NAME	IDEAL/BEST LAP COMPARISON			DIFF
	NO	TIME	LAP	NO	TIME	LAP	NO	TIME	LAP			IDEAL	BEST	LAP	
1	6	36.542	2	8	37.379	5	10	42.349	9	6	MULLER	1:56.377	1:57.114	9	+ 0.737
2	2	36.569	11	6	37.394	2	6	42.441	9	10	FARFUS	1:56.765	1:56.765	9	+ 0.000
3	19	36.718	9	2	37.414	3	7	42.475	2	17	NYKJAER	1:56.832	1:56.938	3	+ 0.106
4	1	36.728	5	17	37.429	9	19	42.496	8	1	TARQUINI	1:56.895	1:57.162	4	+ 0.267
5	17	36.746	3	1	37.455	3	18	42.552	4	2	CORONEL	1:56.898	1:56.925	11	+ 0.027
6	5	36.774	6	29	37.488	5	3	42.584	12	7	HUFF	1:56.903	1:56.979	2	+ 0.076
7	20	36.814	9	11	37.499	11	29	42.616	11	19	VAULKHARD	1:56.909	1:57.346	9	+ 0.437
8	7	36.818	5	3	37.526	9	17	42.657	3	3	MONTEIRO	1:56.937	1:57.048	12	+ 0.111
9	3	36.827	12	10	37.545	9	5	42.675	3	5	MICHELISZ	1:57.012	1:57.260	2	+ 0.248
10	10	36.871	9	5	37.563	2	1	42.712	4	18	BARTH	1:57.089	1:57.569	4	+ 0.480
11	8	36.902	5	18	37.570	9	11	42.801	2	29	TURKINGTO	1:57.145	1:57.326	3	+ 0.181
12	25	36.914	5	4	37.583	3	4	42.820	6	8	MENU	1:57.158	1:57.158	5	+ 0.000
13	4	36.915	3	7	37.610	6	20	42.840	9	11	PRIALUX	1:57.258	1:57.343	11	+ 0.085
14	11	36.958	11	19	37.695	9	8	42.877	5	4	GENE	1:57.318	1:57.491	3	+ 0.173
15	18	36.967	5	20	37.729	10	21	42.877	13	20	O'YOUNG	1:57.383	1:57.419	9	+ 0.036
16	24	36.997	6	21	37.777	11	24	42.890	6	21	BENNANI	1:57.746	1:57.884	11	+ 0.138
17	29	37.041	3	24	37.859	6	2	42.915	11	24	POULSEN	1:57.746	1:57.746	6	+ 0.000
18	21	37.092	12	25	37.888	4	26	42.951	4	25	HERNANDEZ	1:57.820	1:57.982	5	+ 0.162
19	15	37.206	5	26	38.212	5	25	43.018	8	26	D'ASTE	1:58.369	1:59.155	4	+ 0.786
20	26	37.206	5	16	38.436	11	15	43.190	5	15	ENGSTLER	1:58.863	1:58.863	5	+ 0.000
21	16	37.576	13	15	38.467	5	16	43.253	11	16	ROMANOV	1:59.265	1:59.291	11	+ 0.026

'Perfect Lap' - 1:56.270



Weather/Track: Sun 29C / Dry 49C

Circuit Length - 4.653 kilometres
Portimao

**2010 FIA World Touring Car Championship
QUALIFYING 1 - PROVISIONAL CLASSIFICATION**

POS	NO	CLS DRIVER	NAT	CAR	TIME	LAPS	GAP	KPH
1	3	Tiago MONTEIRO	POR	SEAT Leon TDI	1:55.931	6		144.48
2	1	Gabriele TARQUINI	ITA	SEAT Leon TDI	1:56.097	5	0.166	144.28
3	6	Yvan MULLER	FRA	Chevrolet Cruze	1:56.112	7	0.181	144.26
4	7	Robert HUFF	GBR	Chevrolet Cruze	1:56.183	7	0.252	144.17
5	10	Augusto FARFUS	BRA	BMW 320si	1:56.200	7	0.269	144.15
6	11	Andy PRIAULX	GBR	BMW 320si	1:56.258	8	0.327	144.08
7	8	Alain MENU	SUI	Chevrolet Cruze	1:56.261	7	0.330	144.07
8	4	Jordi GENE	ESP	SEAT Leon TDI	1:56.302	7	0.371	144.02
9	5	Norbert MICHELISZ	HUN	SEAT Leon TDI	1:56.479	6	0.548	143.81
10	29	I Colin TURKINGTON	GBR	BMW 320si	1:56.513	8	0.582	143.76
11	17	Michel NYKJAER	DEN	SEAT Leon TDI	1:56.517	7	0.586	143.76
12	20	I Darryl O'YOUNG	HKG	Chevrolet Lacetti	1:56.766	7	0.835	143.45
13	19	I Harry VAULKHARD	GBR	Chevrolet Lacetti	1:56.828	9	0.897	143.38
14	18	Fredy BARTH	SUI	SEAT Leon TDI	1:56.905	8	0.974	143.28
15	2	Tom CORONEL	NED	SEAT Leon TDI	1:56.946	7	1.015	143.23
16	25	I Sergio HERNANDEZ	ESP	BMW 320si	1:57.502	7	1.571	142.55
17	24	I Kristian POULSEN	DEN	BMW 320si	1:57.578	8	1.647	142.46
18	15	I Franz ENGSTLER	GER	BMW 320si	1:57.803	8	1.872	142.19
19	21	I Mehdi BENNANI	MAR	BMW 320si	1:57.887	8	1.956	142.09
20	26	I Stefano D'ASTE	ITA	BMW 320si	1:58.008	7	2.077	141.94
21	16	I Andrei ROMANOV	RUS	BMW 320si	2:00.413	7	4.482	139.11

QUALIFICATION MAXIMA

2:04.046

Subject to technical scrutineering. For Media Information Purposes - No Regulatory Value.

Weather/Track: Sun 28C / Dry 34C

Portimao

Circuit Length = 4.6530 km.

Start: 17:30 End: 17:50

Race Director:	Steward:	Timekeeper:	Issued at:
----------------	----------	-------------	------------

**2010 FIA World Touring Car Championship
QUALIFYING 1 RESULT**

POS	NO	CLS	DRIVER	NAT	CAR	TIME	LAPS	GAP	KPH
1	3		Tiago MONTEIRO	POR	SEAT Leon TDI	1:55.931	6		144.48
2	1		Gabriele TARQUINI	ITA	SEAT Leon TDI	1:56.097	5	0.166	144.28
3	6		Yvan MULLER	FRA	Chevrolet Cruze	1:56.112	7	0.181	144.26
4	7		Robert HUFF	GBR	Chevrolet Cruze	1:56.183	7	0.252	144.17
5	10		Augusto FARFUS	BRA	BMW 320si	1:56.200	7	0.269	144.15
6	11		Andy PRIAULX	GBR	BMW 320si	1:56.258	8	0.327	144.08
7	8		Alain MENU	SUI	Chevrolet Cruze	1:56.261	7	0.330	144.07
8	4		Jordi GENE	ESP	SEAT Leon TDI	1:56.302	7	0.371	144.02
9	5		Norbert MICHELISZ	HUN	SEAT Leon TDI	1:56.479	6	0.548	143.81
10	29	I	Colin TURKINGTON	GBR	BMW 320si	1:56.513	8	0.582	143.76
11	17		Michel NYKJAER	DEN	SEAT Leon TDI	1:56.517	7	0.586	143.76
12	20	I	Darryl O'YOUNG	HKG	Chevrolet Lacetti	1:56.766	7	0.835	143.45
13	18		Fredy BARTH	SUI	SEAT Leon TDI	1:56.905	8	0.974	143.28
14	2		Tom CORONEL	NED	SEAT Leon TDI	1:56.946	7	1.015	143.23
15	25	I	Sergio HERNANDEZ	ESP	BMW 320si	1:57.502	7	1.571	142.55
16	24	I	Kristian POULSEN	DEN	BMW 320si	1:57.578	8	1.647	142.46
17	19	I	Harry VAULKHARD	GBR	Chevrolet Lacetti	1:57.628	9	1.697	142.40
18	15	I	Franz ENGSTLER	GER	BMW 320si	1:57.803	8	1.872	142.19
19	21	I	Mehdi BENNANI	MAR	BMW 320si	1:57.887	8	1.956	142.09
20	26	I	Stefano D'ASTE	ITA	BMW 320si	1:58.008	7	2.077	141.94
21	16	I	Andrei ROMANOV	RUS	BMW 320si	2:00.413	7	4.482	139.11

QUALIFICATION MAXIMA

2:04.046

Car 19, best lap disallowed, Stewards decision 5 refers.

Weather/Track: Sun 28C/Dry 34C

Portimao

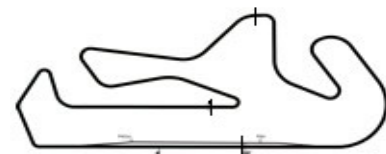
Circuit Length = 4.6530 km.

Start: 17:30 End: 17:50

Steward:	Steward:	Steward:	Issued at:
----------	----------	----------	------------

2010 FIA World Touring Car Championship Qualifying 1 - Sector Analysis Report

Lap	S1 Time	S1 Spd	S2 Time	S2 Spd	S3 Time	S3 Spd	Lap Time	Pit	Lap	S1 Time	S1 Spd	S2 Time	S2 Spd	S3 Time	S3 Spd	Lap Time	Pit
1 TARQUINI ITA SEAT Leon TDI																	
1	10:59.554	142.1	41.646	104.7	51.794	217.7	12:32.994		4	36.768	166.1	37.036	114.8	42.293	219.5	1:56.097	
2	39.308	132.1	38.249	116.2	49.827		2:07.384	Pit	5	40.851	151.6	39.840	106.4	54.438		2:15.129	Pit
3	3:00.993	140.9	40.475	103.5	44.592	219.5	4:26.060										
2 CORONEL NED SEAT Leon TDI																	
1	11:52.522	130.7	42.357	119.6	44.854	217.7	13:19.733		5	4:54.511	130.1	41.938	105.4	45.927	201.4	6:22.376	
2	36.576	171.1	37.221	121.9	43.149	216.8	1:56.946		6	38.086	151.4	39.011	108.6	43.978	216.8	2:01.075	
3	36.721	172.8	37.230	123.0	43.555	218.6	1:57.506		7	36.709	167.9	37.321	119.6	43.098	217.7	1:57.128	
4	37.563	157.2	38.830	114.1	51.498		2:07.891	Pit									
3 MONTEIRO POR SEAT Leon TDI																	
1	11:01.707	145.7	40.333	98.5	1:10.615		12:52.655	Pit	5	2:45.663	129.3	40.966	108.8	44.332	219.5	4:10.961	
2	6:51.412	126.9	38.503	113.1	42.746	218.6	8:12.661		6	36.389	167.9	37.025	111.3	42.517	217.7	1:55.931	
3	36.631	163.8	36.887	117.7	42.805	214.2	1:56.323										
4	36.696	170.0	37.245	113.1	49.197		2:03.138	Pit									
4 GENE ESP SEAT Leon TDI																	
1	11:02.434	144.5	40.324	99.2	51.504	213.4	12:34.262		5	40.461	141.5	39.582	104.4	56.418		2:16.461	Pit
2	39.087	133.6	38.566	112.9	52.073		2:09.726	Pit	6	4:29.168	126.1	40.973	112.3	43.831	218.6	5:53.972	
3	2:58.465	127.3	40.425	108.4	44.692	219.5	4:23.582		7	36.428	169.2	37.106	119.1	42.768	216.8	1:56.302	
4	36.559	160.7	37.118	128.5	42.727	218.6	1:56.404										
5 MICHELISZ HUN SEAT Leon TDI																	
1	15:20.710	143.8	43.390	99.8	46.946	219.5	16:51.046		5	36.743	164.8	37.406	106.7	42.633	218.6	1:56.782	
2	36.638	169.5	37.230	110.7	42.611	217.7	1:56.479		6	36.823	167.7	37.883	112.6	54.333		2:09.039	Pit
3	38.067	151.6	38.884	102.4	53.739		2:10.690	Pit									
4	5:21.386	163.6	37.781	108.4	42.651	219.5	6:41.818										
6 MULLER FRA Chevrolet Cruze																	
1	10:54.372	152.9	38.870	111.2	50.214		12:23.456	Pit	5	5:03.976	137.9	40.541	106.0	43.448	216.8	6:27.965	
2	3:06.354	144.7	43.516	103.6	48.041	217.7	4:37.911		6	36.565	175.0	37.234	110.1	42.313	216.8	1:56.112	
3	37.026	171.7	37.168	111.7	42.509	217.7	1:56.703		7	36.686	171.4	37.354	111.9	55.905		2:09.945	Pit
4	36.831	168.7	38.613	111.4	52.059		2:07.503	Pit									
7 HUFF GBR Chevrolet Cruze																	
1	10:55.274	146.5	39.032	110.7	50.993		12:25.299	Pit	5	5:18.474	143.2	39.793	105.7	44.477	219.5	6:42.744	
2	2:52.589	138.4	44.097	107.7	47.641	219.5	4:24.327		6	36.611	173.3	37.310	112.5	42.262	218.6	1:56.183	
3	36.576	175.6	37.179	115.2	42.428	218.6	1:56.183		7	36.664	174.4	37.401	110.2	55.591		2:09.656	Pit
4	37.886	151.8	38.359	110.0	52.835		2:09.080	Pit									

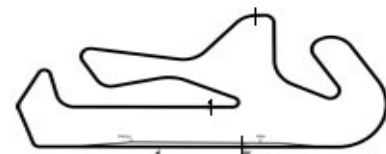


Weather/Track: Sun 28C / Dry 34C

Circuit Length - 4.653 kilometres
Portimao

2010 FIA World Touring Car Championship Qualifying 1 - Sector Analysis Report

Lap	S1 Time	S1 Spd	S2 Time	S2 Spd	S3 Time	S3 Spd	Lap Time	Pit	Lap	S1 Time	S1 Spd	S2 Time	S2 Spd	S3 Time	S3 Spd	Lap Time	Pit
8 MENU SUI Chevrolet Cruze																	
1	10:59.107	139.7	39.965	109.9	51.564		12:30.636	Pit	5	5:52.694	129.1	42.960	99.1	44.087	216.0	7:19.741	
2	2:52.158	133.0	45.280	105.0	49.271	218.6	4:26.709		6	36.664	175.6	37.322	108.6	42.275	216.8	1:56.261	
3	36.659	174.4	37.265	115.5	42.699	217.7	1:56.623		7	39.266	143.2	40.694	105.3	52.166		2:12.126	Pit
4	39.069	147.7	43.390	104.9	53.200		2:15.659	Pit									
10 FARFUS BRA BMW 320si																	
1	11:02.776	144.1	39.008	112.9	49.724		12:31.508	Pit	5	6:46.462	146.3	39.264	109.0	43.059	216.8	8:08.785	
2	2:12.556	145.7	38.844	112.5	42.890	217.7	3:34.290		6	36.966	177.6	37.287	116.9	42.342	218.6	1:56.595	
3	36.683	180.3	37.248	117.8	42.269	218.6	1:56.200		7	37.416	146.7	38.818	113.6	51.063		2:07.297	Pit
4	36.860	175.8	37.410	120.6	52.850		2:07.120	Pit									
11 PRIAULX GBR BMW 320si																	
1	11:03.249	146.1	39.118	124.4	51.757		12:34.124	Pit	6	2:26.729	162.6	38.359	121.1	42.712	217.7	3:47.800	
2	3:00.343	156.0	42.103	120.1	46.888	218.6	4:29.334		7	36.740	176.1	37.200	122.9	42.318	217.7	1:56.258	
3	36.798	180.3	37.346	123.0	42.488	217.7	1:56.632		8	36.766	175.6	37.233	122.7	46.939		2:00.938	Pit
4	36.843	170.8	37.303	119.4	42.616	216.8	1:56.762										
5	37.122	163.6	37.628	122.9	46.681		2:01.431	Pit									
15 ENGSTLER GER BMW 320si I																	
1	11:08.611	163.1	37.923	112.8	43.707	216.8	12:30.241		6	37.253	173.0	37.659	105.9	42.891	214.2	1:57.803	
2	37.669	164.3	38.312	103.1	42.887	216.0	1:58.868		7	43.689	86.4	43.192	105.6	42.870	215.1	2:09.751	
3	37.599	154.2	38.498	106.0	43.081	213.4	1:59.178		8	37.343	165.3	38.059	108.0	43.130	216.8	1:58.532	
4	38.077	159.7	38.621	105.6	53.647		2:10.345	Pit									
5	3:52.693	165.6	37.738	109.0	42.736	213.4	5:13.167										
16 ROMANOV RUS BMW 320si I																	
1	11:09.292	152.7	38.353	108.6	44.605	209.3	12:32.250		5	39.223	155.8	39.932	113.1	52.506		2:11.661	Pit
2	38.083	167.1	38.235	111.3	44.095	207.6	2:00.413		6	3:13.286	130.2	39.474	110.1	43.556	214.2	4:36.316	
3	38.509	163.8	39.312	113.2	43.998	210.1	2:01.819		7	37.744	157.4	38.787	113.2	54.461		2:10.992	Pit
4	38.328	161.9	38.665	109.6	43.423	210.9	2:00.416										
17 NYKJAER DEN SEAT Leon TDI																	
1	11:51.864	125.8	41.812	103.2	44.433	216.8	13:18.109		5	4:57.319	129.8	42.105	104.8	47.061	219.5	6:26.485	
2	36.748	160.9	37.469	114.4	42.772	216.8	1:56.989		6	36.586	161.1	38.929	109.0	46.447	218.6	2:01.962	
3	36.794	164.6	37.295	116.7	43.105	219.5	1:57.194		7	36.631	165.3	37.263	113.9	42.623	221.3	1:56.517	
4	37.714	153.6	38.050	108.1	52.132		2:07.896	Pit									
18 BARTH SUI SEAT Leon TDI																	
1	11:50.662	126.1	41.840	111.1	44.119	216.8	13:16.621		6	36.710	167.1	37.485	108.8	42.710	217.7	1:56.905	
2	37.065	166.1	37.394	113.1	43.057	216.0	1:57.516		7	36.905	163.1	37.318	115.1	43.046	220.4	1:57.269	
3	37.005	162.4	37.371	118.9	43.460	216.8	1:57.836		8	36.752	166.1	37.469	115.8	43.935	216.0	1:58.156	
4	37.386	163.1	37.813	109.3	50.922		2:06.121	Pit									
5	5:19.463	123.9	40.500	111.3	43.178	219.5	6:43.141										

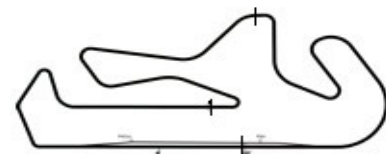


Weather/Track: Sun 28C / Dry 34C

Circuit Length - 4.653 kilometres
Portimao

2010 FIA World Touring Car Championship Qualifying 1 - Sector Analysis Report

Lap	S1 Time	S1 Spd	S2 Time	S2 Spd	S3 Time	S3 Spd	Lap Time	Pit	Lap	S1 Time	S1 Spd	S2 Time	S2 Spd	S3 Time	S3 Spd	Lap Time	Pit
19 VAULKHARD GBR Chevrolet Lacetti									I								
1	11:12.576	135.6	41.278	105.1	44.668	216.0	12:38.522		6	3:10.783	143.6	39.050	111.9	43.412	220.4	4:33.245	
2	37.068	151.4	37.668	112.0	43.045	216.8	1:57.781		7	36.743	161.1	37.476	109.1	42.609	218.6	1:56.828	
3	39.214	124.1	40.902	107.4	43.818	218.6	2:03.934		8	37.774	153.6	38.812	107.2	43.598	219.5	2:00.184	
4	37.010	171.9	37.620	112.0	43.371	216.8	1:58.001		9	36.694	170.3	37.585	113.0	43.349	217.7	1:57.628	
5	38.083	152.7	39.620	110.4	52.944		2:10.647	Pit									
20 O'YOUNG HKG Chevrolet Lacetti									I								
1	11:31.172	157.8	39.447	113.6	43.879	221.3	12:54.498		5	4:27.456	131.7	41.974	109.3	43.785	218.6	5:53.215	
2	36.825	168.2	39.482	106.3	45.772	219.5	2:02.079		6	36.803	174.4	37.237	113.7	42.726	220.4	1:56.766	
3	36.959	174.7	37.364	120.1	43.172	222.2	1:57.495		7	37.096	181.2	45.981	106.1	45.743	216.0	2:08.820	
4	36.952	167.7	37.708	119.3	52.769		2:07.429	Pit									
21 BENNANI MAR BMW 320si									I								
1	11:19.551	109.6	50.847	109.0	43.248	215.1	12:53.646		6	2:50.624	157.8	39.235	104.8	43.269	216.0	4:13.128	
2	37.431	168.2	37.759	114.6	43.289	213.4	1:58.479		7	37.458	169.8	37.891	109.7	42.932	215.1	1:58.281	
3	38.428	161.6	38.233	118.3	43.529	217.7	2:00.190		8	37.388	165.1	37.627	109.5	42.872	215.1	1:57.887	
4	37.312	176.4	37.927	113.1	43.413	214.2	1:58.652										
5	37.524	166.9	38.039	104.7	53.129		2:08.692	Pit									
24 POULSEN DEN BMW 320si									I								
1	11:17.415	113.0	38.700	110.6	44.111	211.7	12:40.226		6	37.492	162.4	37.949	106.8	52.499		2:07.940	Pit
2	37.151	163.1	37.825	114.6	43.037	211.7	1:58.013		7	3:23.877	138.4	40.576	112.3	42.997	214.2	4:47.450	
3	37.322	164.6	38.205	102.5	53.322		2:08.849	Pit	8	37.052	164.1	37.628	109.6	42.898	210.1	1:57.578	
4	2:40.011	149.1	38.474	103.7	45.167	210.9	4:03.652										
5	37.262	163.3	38.113	103.3	42.647	210.1	1:58.022										
25 HERNANDEZ ESP BMW 320si									I								
1	11:05.363	159.7	38.351	118.9	45.229	209.3	12:28.943		5	4:48.197	151.0	39.864	106.8	43.089	210.1	6:11.150	
2	37.450	171.7	37.720	117.2	44.600	196.3	1:59.770		6	37.129	174.1	37.418	119.7	42.955	211.7	1:57.502	
3	38.721	157.8	38.124	109.7	44.536	210.1	2:01.381		7	37.269	169.8	37.719	116.6	42.962	210.9	1:57.950	
4	38.325	149.3	38.729	111.0	52.312		2:09.366	Pit									
26 D'ASTE ITA BMW 320si									I								
1	11:05.769	143.2	38.805	116.3	45.138	214.2	12:29.712		5	37.287	164.8	37.660	121.1	43.061	214.2	1:58.008	
2	37.464	168.4	37.878	117.3	43.521	210.1	1:58.863		6	37.257	174.7	38.274	126.5	44.093	213.4	1:59.624	
3	39.223	152.5	38.448	112.6	49.641		2:07.312	Pit	7	37.604	158.5	38.251	120.9	43.484	212.5	1:59.339	
4	6:53.826	136.1	42.333	112.5	43.534	214.2	8:19.693										
29 TURKINGTON GBR BMW 320si									I								
1	11:30.035	153.1	38.977	110.4	43.145	213.4	12:52.157		6	36.886	173.9	37.029	120.9	42.598	216.8	1:56.513	
2	37.211	165.1	37.172	121.4	42.729	212.5	1:57.112		7	36.859	173.9	37.160	118.2	43.031	215.1	1:57.050	
3	37.122	175.6	37.322	118.8	42.951	214.2	1:57.395		8	37.060	171.1	37.508	122.5	50.682		2:05.250	Pit
4	37.344	176.7	37.468	116.8	1:02.491		2:17.303	Pit									
5	3:23.460	143.0	38.163	119.1	42.854	212.5	4:44.477										



Weather/Track: Sun 28C / Dry 34C

Circuit Length - 4.653 kilometres
Portimao

2010 FIA World Touring Car Championship Qualifying 1 - Best Sector Speeds Report

SECTOR 1				SECTOR 2				SECTOR 3				
POS	NO	NAME	SPEED	LAP	NO	NAME	SPEED	LAP	NO	NAME	SPEED	LAP
1	20	O'YOUNG	181.2	7	4	GENE	128.5	4	20	O'YOUNG	222.2	3
2	10	FARFUS	180.3	3	26	D'ASTE	126.5	6	17	NYKJAER	221.3	7
3	11	PRIAULX	180.3	3	11	PRIAULX	124.4	1	18	BARTH	220.4	7
4	29	TURKINGTON	176.7	4	2	CORONEL	123.0	3	19	VAULKHARD	220.4	6
5	21	BENNANI	176.4	4	29	TURKINGTON	122.5	8	1	TARQUINI	219.5	3
6	7	HUFF	175.6	3	10	FARFUS	120.6	4	3	MONTEIRO	219.5	5
7	8	MENU	175.6	6	20	O'YOUNG	120.1	3	4	GENE	219.5	3
8	6	MULLER	175.0	6	25	HERNANDEZ	119.7	6	5	MICHELISZ	219.5	1
9	26	D'ASTE	174.7	6	18	BARTH	118.9	3	7	HUFF	219.5	2
10	25	HERNANDEZ	174.1	6	21	BENNANI	118.3	3	2	CORONEL	218.6	3
11	15	ENGSTLER	173.0	6	3	MONTEIRO	117.7	3	8	MENU	218.6	2
12	2	CORONEL	172.8	3	17	NYKJAER	116.7	3	10	FARFUS	218.6	3
13	19	VAULKHARD	171.9	4	1	TARQUINI	116.2	2	11	PRIAULX	218.6	2
14	3	MONTEIRO	170.0	4	8	MENU	115.5	3	6	MULLER	217.7	2
15	5	MICHELISZ	169.5	2	7	HUFF	115.2	3	21	BENNANI	217.7	3
16	4	GENE	169.2	7	24	POULSEN	114.6	2	15	ENGSTLER	216.8	1
17	16	ROMANOV	167.1	2	16	ROMANOV	113.2	3	29	TURKINGTON	216.8	6
18	18	BARTH	167.1	6	19	VAULKHARD	113.0	9	16	ROMANOV	214.2	6
19	1	TARQUINI	166.1	4	15	ENGSTLER	112.8	1	24	POULSEN	214.2	7
20	17	NYKJAER	165.3	7	5	MICHELISZ	112.6	6	26	D'ASTE	214.2	1
21	24	POULSEN	164.6	3	6	MULLER	111.9	7	25	HERNANDEZ	211.7	6



Weather/Track: Sun 28C / Dry 34C

Circuit Length - 4.653 kilometres
Portimao

2010 FIA World Touring Car Championship Qualifying 1 - Best Sector Times Report

POS	SECTOR 1			SECTOR 2			SECTOR 3			NO	NAME	IDEAL/BEST LAP COMPARISON			DIFF
	NO	TIME	LAP	NO	TIME	LAP	NO	TIME	LAP			IDEAL	BEST	LAP	
1	3	36.389	6	3	36.887	3	7	42.262	6	3	MONTEIRO	1:55.793	1:55.931	6	+ 0.138
2	4	36.428	7	29	37.029	6	10	42.269	3	7	HUFF	1:56.017	1:56.183	3	+ 0.166
3	6	36.565	6	1	37.036	4	8	42.275	6	6	MULLER	1:56.046	1:56.112	6	+ 0.066
4	2	36.576	2	4	37.106	7	1	42.293	4	1	TARQUINI	1:56.097	1:56.097	4	+ 0.000
5	7	36.576	3	6	37.168	3	6	42.313	6	8	MENU	1:56.199	1:56.261	6	+ 0.062
6	17	36.586	6	7	37.179	3	11	42.318	7	10	FARFUS	1:56.200	1:56.200	3	+ 0.000
7	5	36.638	2	11	37.200	7	3	42.517	6	11	PRIALUX	1:56.258	1:56.258	7	+ 0.000
8	8	36.659	3	2	37.221	2	29	42.598	6	4	GENE	1:56.261	1:56.302	7	+ 0.041
9	10	36.683	3	5	37.230	2	19	42.609	7	17	NYKJAER	1:56.472	1:56.517	7	+ 0.045
10	19	36.694	9	20	37.237	6	5	42.611	2	5	MICHELISZ	1:56.479	1:56.479	2	+ 0.000
11	18	36.710	6	10	37.248	3	17	42.623	7	29	TURKINGTO	1:56.486	1:56.513	6	+ 0.027
12	11	36.740	7	17	37.263	7	24	42.647	5	18	BARTH	1:56.738	1:56.905	6	+ 0.167
13	1	36.768	4	8	37.265	3	18	42.710	6	20	O'YOUNG	1:56.766	1:56.766	6	+ 0.000
14	20	36.803	6	18	37.318	7	20	42.726	6	19	VAULKHARD	1:56.779	1:56.828	7	+ 0.049
15	29	36.859	7	25	37.418	6	4	42.727	4	2	CORONEL	1:56.895	1:56.946	2	+ 0.051
16	24	37.052	8	19	37.476	7	15	42.736	5	24	POULSEN	1:57.327	1:57.578	8	+ 0.251
17	25	37.129	6	21	37.627	8	21	42.872	8	25	HERNANDEZ	1:57.502	1:57.502	6	+ 0.000
18	15	37.253	6	24	37.628	8	25	42.955	6	15	ENGSTLER	1:57.648	1:57.803	6	+ 0.155
19	26	37.257	6	15	37.659	6	26	43.061	5	21	BENNANI	1:57.811	1:57.887	8	+ 0.076
20	21	37.312	4	26	37.660	5	2	43.098	7	26	D'ASTE	1:57.978	1:58.008	5	+ 0.030
21	16	37.744	7	16	38.235	2	16	43.423	4	16	ROMANOV	1:59.402	2:00.413	2	+ 1.011

'Perfect Lap' - 1:55.538



Weather/Track: Sun 28C / Dry 34C

Circuit Length - 4.653 kilometres
Portimao

**2010 FIA World Touring Car Championship
QUALIFYING 2 - PROVISIONAL CLASSIFICATION**

POS	NO	CLS DRIVER	NAT	CAR	TIME	LAPS	GAP	KPH
1	3	Tiago MONTEIRO	POR	SEAT Leon TDI	1:55.372	2		145.18
2	6	Yvan MULLER	FRA	Chevrolet Cruze	1:55.425	3	0.053	145.12
3	10	Augusto FARFUS	BRA	BMW 320si	1:55.675	3	0.303	144.80
4	1	Gabriele TARQUINI	ITA	SEAT Leon TDI	1:55.709	2	0.337	144.76
5	7	Robert HUFF	GBR	Chevrolet Cruze	1:55.934	3	0.562	144.48
6	5	Norbert MICHELISZ	HUN	SEAT Leon TDI	1:55.991	2	0.619	144.41
7	4	Jordi GENE	ESP	SEAT Leon TDI	1:56.104	2	0.732	144.27
8	11	Andy PRIAULX	GBR	BMW 320si	1:56.141	4	0.769	144.22
9	8	Alain MENU	SUI	Chevrolet Cruze	1:56.246	2	0.874	144.09
10	29	I Colin TURKINGTON	GBR	BMW 320si	1:56.696	3	1.324	143.54

Subject to technical scrutineering. For Media Information Purposes - No Regulatory Value.

Weather/Track: Sun 28C / Dry 34C

Portimao

Circuit Length = 4.6530 km.

Start: 17:55 End: 18:05

Race Director:	Steward:	Timekeeper:	Issued at:
----------------	----------	-------------	------------

**2010 FIA World Touring Car Championship
QUALIFYING 2 RESULT**

POS	NO	CLS DRIVER	NAT	CAR	TIME	LAPS	GAP	KPH
1	3	Tiago MONTEIRO	POR	SEAT Leon TDI	1:55.372	2		145.18
2	6	Yvan MULLER	FRA	Chevrolet Cruze	1:55.425	3	0.053	145.12
3	10	Augusto FARFUS	BRA	BMW 320si	1:55.675	3	0.303	144.80
4	1	Gabriele TARQUINI	ITA	SEAT Leon TDI	1:55.709	2	0.337	144.76
5	7	Robert HUFF	GBR	Chevrolet Cruze	1:55.934	3	0.562	144.48
6	5	Norbert MICHELISZ	HUN	SEAT Leon TDI	1:55.991	2	0.619	144.41
7	4	Jordi GENE	ESP	SEAT Leon TDI	1:56.104	2	0.732	144.27
8	11	Andy PRIAULX	GBR	BMW 320si	1:56.141	4	0.769	144.22
9	8	Alain MENU	SUI	Chevrolet Cruze	1:56.246	2	0.874	144.09
10	29	I Colin TURKINGTON	GBR	BMW 320si	1:56.696	3	1.324	143.54

Portimao

Circuit Length = 4.6530 km.

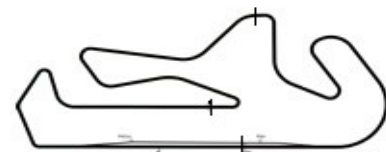
Start: 17:55 End: 18:05

Weather/Track: Sun 28C / Dry 34C

Steward:	Steward:	Steward:	Issued at:
----------	----------	----------	------------

2010 FIA World Touring Car Championship Qualifying 2 - Sector Analysis Report

Lap	S1 Time	S1 Spd	S2 Time	S2 Spd	S3 Time	S3 Spd	Lap Time	Pit	Lap	S1 Time	S1 Spd	S2 Time	S2 Spd	S3 Time	S3 Spd	Lap Time	Pit
1 TARQUINI ITA SEAT Leon TDI																	
1	14:48.540	133.9	40.889	107.4	44.024	221.3	16:13.453										
2	36.482	170.0	36.971	116.8	42.256	221.3	1:55.709										
3 MONTEIRO POR SEAT Leon TDI																	
1	14:49.245	128.2	40.958	104.2	44.638	219.5	16:14.841										
2	36.184	163.8	36.924	112.2	42.264	221.3	1:55.372										
4 GENE ESP SEAT Leon TDI																	
1	14:47.951	138.6	40.665	111.3	43.241	219.5	16:11.857										
2	36.448	168.4	37.022	118.2	42.634	218.6	1:56.104										
5 MICHELISZ HUN SEAT Leon TDI																	
1	14:50.820	148.1	40.287	97.5	44.828	222.2	16:15.935										
2	36.405	168.7	37.275	109.0	42.311	222.2	1:55.991										
6 MULLER FRA Chevrolet Cruze																	
1	14:55.012	135.5	40.554	108.7	45.095	218.6	16:20.661		3	36.432	174.7	37.099	114.9	42.611	217.7	1:56.142	
2	36.341	171.7	37.060	113.7	42.024	218.6	1:55.425										
7 HUFF GBR Chevrolet Cruze																	
1	16:07.222	131.3	40.912	99.5	44.003	219.5	17:32.137		3	36.506	170.0	37.195	113.4	42.617	216.0	1:56.318	
2	36.514	168.7	37.212	110.9	42.208	218.6	1:55.934										
8 MENU SUI Chevrolet Cruze																	
1	15:23.202	129.3	42.380	97.2	44.415	217.7	16:49.997										
2	36.640	176.4	37.439	110.0	42.167	217.7	1:56.246										
10 FARFUS BRA BMW 320si																	
1	10:58.291	170.3	37.400	116.0	47.717		12:23.408 Pit		3	36.538	175.0	37.045	115.7	42.092	219.5	1:55.675	
2	2:32.454	136.3	41.119	104.5	45.922	219.5	3:59.495										
11 PRIAULX GBR BMW 320si																	
1	11:17.750	170.6	37.187	123.8	45.520		12:40.457 Pit		4	36.761	176.4	37.198	118.5	42.368	216.8	1:56.327	
2	2:31.272	165.3	39.099	120.3	42.973	218.6	3:53.344										
3	36.730	178.2	37.076	122.1	42.335	217.7	1:56.141										
29 TURKINGTON GBR BMW 320si I																	
1	14:04.495	152.1	38.255	115.0	42.787	214.2	15:25.537		3	36.913	172.8	37.299	117.4	42.706	214.2	1:56.918	
2	36.857	175.6	37.067	121.9	42.772	214.2	1:56.696										

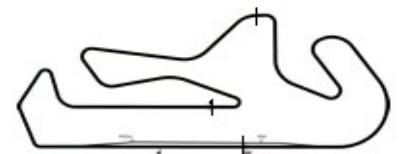


Weather/Track: Sun 28C / Dry 34C

Circuit Length - 4.653 kilometres
Portimao

2010 FIA World Touring Car Championship Qualifying 2 - Best Sector Speeds Report

SECTOR 1				SECTOR 2				SECTOR 3				
POS	NO	NAME	SPEED	LAP	NO	NAME	SPEED	LAP	NO	NAME	SPEED	LAP
1	11	PRIAULX	178.2	3	11	PRIAULX	123.8	1	5	MICHELISZ	222.2	1
2	8	MENU	176.4	2	29	TURKINGTON	121.9	2	1	TARQUINI	221.3	1
3	29	TURKINGTON	175.6	2	4	GENE	118.2	2	3	MONTEIRO	221.3	2
4	10	FARFUS	175.0	3	1	TARQUINI	116.8	2	4	GENE	219.5	1
5	6	MULLER	174.7	3	10	FARFUS	116.0	1	7	HUFF	219.5	1
6	1	TARQUINI	170.0	2	6	MULLER	114.9	3	10	FARFUS	219.5	2
7	7	HUFF	170.0	3	7	HUFF	113.4	3	6	MULLER	218.6	1
8	5	MICHELISZ	168.7	2	3	MONTEIRO	112.2	2	11	PRIAULX	218.6	2
9	4	GENE	168.4	2	8	MENU	110.0	2	8	MENU	217.7	1
10	3	MONTEIRO	163.8	2	5	MICHELISZ	109.0	2	29	TURKINGTON	214.2	1



Weather/Track: Sun 28C / Dry 34C

Circuit Length - 4.653 kilometres
Portimao

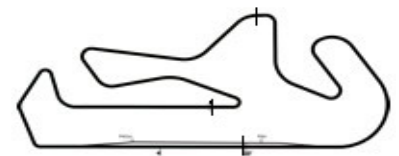
2010 FIA World Touring Car Championship Qualifying 2 - Best Sector Times Report

POS	SECTOR 1			SECTOR 2			SECTOR 3			NO	NAME	IDEAL/BEST LAP COMPARISON			DIFF
	NO	TIME	LAP	NO	TIME	LAP	NO	TIME	LAP			IDEAL	BEST	LAP	
1	3	36.184	2	3	36.924	2	6	42.024	2	3	MONTEIRO	1:55.372	1:55.372	2	+ 0.000
2	6	36.341	2	1	36.971	2	10	42.092	3	6	MULLER	1:55.425	1:55.425	2	+ 0.000
3	5	36.405	2	4	37.022	2	8	42.167	2	10	FARFUS	1:55.675	1:55.675	3	+ 0.000
4	4	36.448	2	10	37.045	3	7	42.208	2	1	TARQUINI	1:55.709	1:55.709	2	+ 0.000
5	1	36.482	2	6	37.060	2	1	42.256	2	7	HUFF	1:55.909	1:55.934	2	+ 0.025
6	7	36.506	3	29	37.067	2	3	42.264	2	5	MICHELISZ	1:55.991	1:55.991	2	+ 0.000
7	10	36.538	3	11	37.076	3	5	42.311	2	4	GENE	1:56.104	1:56.104	2	+ 0.000
8	8	36.640	2	7	37.195	3	11	42.335	3	11	PRIALUX	1:56.141	1:56.141	3	+ 0.000
9	11	36.730	3	5	37.275	2	4	42.634	2	8	MENU	1:56.246	1:56.246	2	+ 0.000
10	29	36.857	2	8	37.439	2	29	42.706	3	29	TURKINGTO	1:56.630	1:56.696	2	+ 0.066

'Perfect Lap' - 1:55.132



Weather/Track: Sun 28C / Dry 34C



Circuit Length - 4.653 kilometres
Portimao

**2010 FIA World Touring Car Championship
COMBINED QUALIFYING RESULT**

POS	NO	CLS	DRIVER	NAT	CAR	Q1	Q2
1	3		Tiago MONTEIRO	POR	SEAT Leon TDI	1:55.931	1:55.372
2	6		Yvan MULLER	FRA	Chevrolet Cruze	1:56.112	1:55.425
3	10		Augusto FARFUS	BRA	BMW 320si	1:56.200	1:55.675
4	1		Gabriele TARQUINI	ITA	SEAT Leon TDI	1:56.097	1:55.709
5	7		Robert HUFF	GBR	Chevrolet Cruze	1:56.183	1:55.934
6	5		Norbert MICHELISZ	HUN	SEAT Leon TDI	1:56.479	1:55.991
7	4		Jordi GENE	ESP	SEAT Leon TDI	1:56.302	1:56.104
8	11		Andy PRIAULX	GBR	BMW 320si	1:56.258	1:56.141
9	8		Alain MENU	SUI	Chevrolet Cruze	1:56.261	1:56.246
10	29	I	Colin TURKINGTON	GBR	BMW 320si	1:56.513	1:56.696
11	17		Michel NYKJAER	DEN	SEAT Leon TDI	1:56.517	
12	20	I	Darryl O'YOUNG	HKG	Chevrolet Lacetti	1:56.766	
13	18		Fredy BARTH	SUI	SEAT Leon TDI	1:56.905	
14	2		Tom CORONEL	NED	SEAT Leon TDI	1:56.946	
15	25	I	Sergio HERNANDEZ	ESP	BMW 320si	1:57.502	
16	24	I	Kristian POULSEN	DEN	BMW 320si	1:57.578	
17	19	I	Harry VAULKHARD	GBR	Chevrolet Lacetti	1:57.628	
18	15	I	Franz ENGSTLER	GER	BMW 320si	1:57.803	
19	21	I	Mehdi BENNANI	MAR	BMW 320si	1:57.887	
20	26	I	Stefano D'ASTE	ITA	BMW 320si	1:58.008	
21	16	I	Andrei ROMANOV	RUS	BMW 320si	2:00.413	

QUALIFICATION MAXIMA 2:04.046

Portimao

Circuit Length = 4.6530 km.

Start: 17:30 End: 18:05

Weather/Track: Sun 28C / Dry 34C

Steward:	Steward:	Steward:	Issued at:
----------	----------	----------	------------

**2010 FIA World Touring Car Championship
WARM UP**

POS	NO	CLS	DRIVER	NAT	CAR	TIME	LAPS	GAP	KPH
1	11		Andy PRIAULX	GBR	BMW 320si	1:55.655	9		144.83
2	1		Gabriele TARQUINI	ITA	SEAT Leon TDI	1:55.669	7	0.014	144.81
3	7		Robert HUFF	GBR	Chevrolet Cruze	1:55.723	9	0.068	144.74
4	6		Yvan MULLER	FRA	Chevrolet Cruze	1:55.897	9	0.242	144.53
5	10		Augusto FARFUS	BRA	BMW 320si	1:56.016	9	0.361	144.38
6	3		Tiago MONTEIRO	POR	SEAT Leon TDI	1:56.124	8	0.469	144.24
7	20	I	Darryl O'YOUNG	HKG	Chevrolet Lacetti	1:56.186	9	0.531	144.17
8	8		Alain MENU	SUI	Chevrolet Cruze	1:56.238	9	0.583	144.10
9	29	I	Colin TURKINGTON	GBR	BMW 320si	1:56.269	6	0.614	144.06
10	24	I	Kristian POULSEN	DEN	BMW 320si	1:56.479	8	0.824	143.81
11	19	I	Harry VAULKHARD	GBR	Chevrolet Lacetti	1:56.623	9	0.968	143.63
12	4		Jordi GENE	ESP	SEAT Leon TDI	1:56.707	9	1.052	143.52
13	5		Norbert MICHELISZ	HUN	SEAT Leon TDI	1:56.778	7	1.123	143.44
14	17		Michel NYKJAER	DEN	SEAT Leon TDI	1:56.874	8	1.219	143.32
15	18		Fredy BARTH	SUI	SEAT Leon TDI	1:56.890	8	1.235	143.30
16	2		Tom CORONEL	NED	SEAT Leon TDI	1:56.983	6	1.328	143.19
17	25	I	Sergio HERNANDEZ	ESP	BMW 320si	1:56.996	6	1.341	143.17
18	26	I	Stefano D'ASTE	ITA	BMW 320si	1:57.138	7	1.483	143.00
19	21	I	Mehdi BENNANI	MAR	BMW 320si	1:57.247	9	1.592	142.86
20	15	I	Franz ENGSTLER	GER	BMW 320si	1:57.732	8	2.077	142.27
21	16	I	Andrei ROMANOV	RUS	BMW 320si	1:59.621	9	3.966	140.03

Portimao

For Media Information Purposes - No Regulatory Value.

Circuit Length = 4.6530 km.

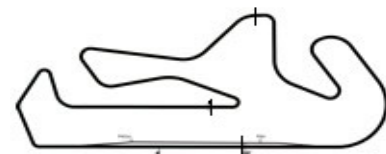
Weather/Track: Sun 26C / Dry 26C

Start: 08:30 End: 08:45

Race Director:	Steward:	Timekeeper:	Issued at:
----------------	----------	-------------	------------

2010 FIA World Touring Car Championship Warm Up - Sector Analysis Report

Lap	S1 Time	S1 Spd	S2 Time	S2 Spd	S3 Time	S3 Spd	Lap Time	Pit	Lap	S1 Time	S1 Spd	S2 Time	S2 Spd	S3 Time	S3 Spd	Lap Time	Pit
1 TARQUINI ITA SEAT Leon TDI																	
1	10:53.428	123.9	41.080	99.2	55.180	89.4	12:29.688		5	36.373	165.1	37.069	115.4	42.236	224.0	1:55.678	
2	45.170	129.6	46.612	82.7	57.630	193.5	2:29.412		6	36.348	173.0	37.035	114.4	42.286	225.9	1:55.669	
3	37.562	158.5	38.484	116.9	47.340	222.2	2:03.386		7	36.444	167.9	44.255	108.7	51.979		2:12.678	Pit
4	39.223	159.7	44.251	87.3	42.833	224.0	2:06.307										
2 CORONEL NED SEAT Leon TDI																	
1	11:07.020	135.5	40.667	100.4	59.430		12:47.117	Pit	5	36.811	171.4	37.547	107.9	48.884		2:03.242	Pit
2	3:30.323	148.5	40.816	94.2	45.079	217.7	4:56.218		6	1:18.810	172.2	39.135	114.5	53.169		2:51.114	Pit
3	36.951	159.2	37.513	108.9	42.519	220.4	1:56.983										
4	37.560	167.4	37.361	111.4	42.685	220.4	1:57.606										
3 MONTEIRO POR SEAT Leon TDI																	
1	11:04.021	124.4	41.301	100.9	44.313	218.6	12:29.635		6	36.772	164.3	37.234	116.1	42.535	220.4	1:56.541	
2	36.767	154.5	37.361	115.5	42.344	221.3	1:56.472		7	36.775	163.6	37.203	115.7	42.743	221.3	1:56.721	
3	36.546	163.6	37.292	113.0	42.286	221.3	1:56.124		8	37.114	159.7	38.661	108.6	52.281		2:08.056	Pit
4	36.554	166.6	37.158	112.5	42.466	220.4	1:56.178										
5	36.642	161.4	37.206	114.8	42.534	219.5	1:56.382										
4 GENE ESP SEAT Leon TDI																	
1	11:01.870	134.8	41.276	108.9	44.334	218.6	12:27.480		6	37.061	163.1	37.491	113.0	42.636	223.1	1:57.188	
2	36.810	164.6	37.308	118.8	42.703	221.3	1:56.821		7	36.760	168.2	37.326	118.4	42.704	221.3	1:56.790	
3	39.912	148.3	40.578	115.8	45.883	223.1	2:06.373		8	36.926	169.0	37.858	112.0	42.678	221.3	1:57.462	
4	36.654	160.0	37.328	120.2	42.725	222.2	1:56.707		9	38.824	149.1	38.456	119.3	58.088		2:15.368	Pit
5	36.492	162.8	37.134	134.1	43.234	223.1	1:56.860										
5 MICHELISZ HUN SEAT Leon TDI																	
1	11:08.628	140.9	39.514	98.8	54.388		12:42.530	Pit	5	36.793	166.6	37.501	110.7	42.484	221.3	1:56.778	
2	1:17.293	161.4	37.594	117.4	43.127	219.5	2:38.014		6	36.883	165.1	37.623	110.7	42.575	222.2	1:57.081	
3	36.811	160.7	37.489	116.0	42.535	220.4	1:56.835		7	37.017	164.6	37.720	111.2	57.179		2:11.916	Pit
4	36.727	164.3	37.675	115.0	42.509	219.5	1:56.911										
6 MULLER FRA Chevrolet Cruze																	
1	10:53.994	120.1	41.124	100.8	56.388	91.5	12:31.506		6	36.570	164.8	37.555	112.5	42.188	221.3	1:56.313	
2	48.331		57.339	107.4	52.022	84.7	2:37.692		7	36.772	170.8	37.738	109.1	42.270	221.3	1:56.780	
3	42.116	163.8	37.379	112.2	41.923	219.5	2:01.418		8	36.609	169.8	37.646	108.1	42.181	220.4	1:56.436	
4	36.679	167.4	37.403	108.3	42.055	220.4	1:56.137		9	39.413	147.9	39.704	103.7	53.656		2:12.773	Pit
5	36.552	169.8	37.146	120.6	42.199	221.3	1:55.897										

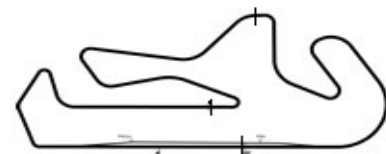


Weather/Track: Sun 26C / Dry 26C

Circuit Length - 4.653 kilometres
Portimao

2010 FIA World Touring Car Championship Warm Up - Sector Analysis Report

Lap	S1 Time	S1 Spd	S2 Time	S2 Spd	S3 Time	S3 Spd	Lap Time	Pit	Lap	S1 Time	S1 Spd	S2 Time	S2 Spd	S3 Time	S3 Spd	Lap Time	Pit
7 HUFF GBR Chevrolet Cruze																	
1	11:32.101	131.3	39.562	114.3	46.111	219.5	12:57.774		6	36.611	167.9	37.341	113.7	42.251	223.1	1:56.203	
2	36.570	165.1	37.150	113.1	42.326	222.2	1:56.046		7	36.504	170.8	37.451	110.8	42.339	224.0	1:56.294	
3	36.492	169.5	37.045	116.1	42.186	223.1	1:55.723		8	36.554	177.3	37.358	111.3	42.277	223.1	1:56.189	
4	36.532	175.3	37.379	110.8	42.339	222.2	1:56.250		9	36.997	171.9	37.548	113.9	59.032		2:13.577	Pit
5	36.552	172.8	37.380	114.4	42.483	223.1	1:56.415										
8 MENU SUI Chevrolet Cruze																	
1	11:01.246	145.3	39.015	111.7	43.755	216.0	12:24.016		6	36.771	177.3	37.305	112.5	42.369	219.5	1:56.445	
2	36.792	170.0	37.298	116.4	42.419	218.6	1:56.509		7	36.634	180.3	37.239	117.1	42.365	220.4	1:56.238	
3	36.980	168.7	37.351	125.9	42.414	218.6	1:56.745		8	36.811	172.8	37.413	113.6	42.374	219.5	1:56.598	
4	36.635	176.7	37.369	112.7	42.312	219.5	1:56.316		9	38.919	144.7	40.245	112.5	50.745		2:09.909	Pit
5	36.775	172.5	37.327	117.9	42.341	218.6	1:56.443										
10 FARFUS BRA BMW 320si																	
1	11:13.427	107.2	41.866	110.4	51.393	92.6	12:46.686		6	36.621	169.2	37.390	114.1	42.206	223.1	1:56.217	
2	46.568	157.2	37.465	113.0	42.202	221.3	2:06.235		7	36.567	171.9	37.423	111.9	42.177	225.0	1:56.167	
3	36.563	169.0	37.333	117.3	42.144	223.1	1:56.040		8	36.686	170.6	37.502	111.2	42.353	223.1	1:56.541	
4	36.675	169.8	37.292	116.8	42.096	223.1	1:56.063		9	38.048	162.1	38.061	109.6	1:02.674		2:18.783	Pit
5	36.604	164.6	37.323	117.7	42.089	223.1	1:56.016										
11 PRIAULX GBR BMW 320si																	
1	11:13.187	137.2	38.169	119.2	47.384	109.7	12:38.740		6	36.477	170.8	37.139	123.7	42.160	222.2	1:55.776	
2	57.835		39.084	128.2	43.036	222.2	2:19.955		7	36.507	174.4	37.408	119.8	42.442	221.3	1:56.357	
3	36.618	163.1	37.126	121.1	41.967	222.2	1:55.711		8	37.390	167.1	37.393	127.2	42.796	220.4	1:57.579	
4	36.547	164.8	37.061	122.2	42.047	222.2	1:55.655		9	37.828	181.8	37.605	120.3	58.881		2:14.314	Pit
5	36.553	174.1	37.120	121.1	42.009	223.1	1:55.682										
15 ENGSTLER GER BMW 320si I																	
1	11:15.726	143.0	41.407	104.2	47.742	220.4	12:44.875		6	36.976	164.6	37.851	108.8	43.656	220.4	1:58.483	
2	37.387	151.4	38.338	113.6	44.965	218.6	2:00.690		7	37.187	168.4	37.833	109.6	42.712	221.3	1:57.732	
3	37.161	162.4	38.162	118.0	43.445	217.7	1:58.768		8	37.256	164.8	38.419	108.2	53.102		2:08.777	Pit
4	37.248	167.9	37.767	105.9	42.863	216.8	1:57.878										
5	37.153	167.7	41.484	109.7	42.939	218.6	2:01.576										
16 ROMANOV RUS BMW 320si I																	
1	11:18.239	130.2	48.417	102.4	44.968	215.1	12:51.624		6	38.119	155.8	38.458	111.6	45.298	217.7	2:01.875	
2	38.301	144.1	38.557	107.2	47.846	206.1	2:04.704		7	38.389	165.8	39.424	103.8	43.532	216.0	2:01.345	
3	40.248	82.3	39.195	112.2	42.978	216.0	2:02.421		8	38.965	154.5	38.668	101.6	43.666	210.9	2:01.299	
4	38.281	157.8	38.368	108.3	42.972	216.0	1:59.621		9	38.022	152.5	38.492	104.8	53.562		2:10.076	Pit
5	37.919	164.6	39.113	110.0	43.913	211.7	2:00.945										

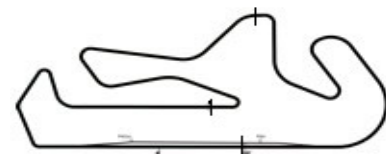


Weather/Track: Sun 26C / Dry 26C

Circuit Length - 4.653 kilometres
Portimao

2010 FIA World Touring Car Championship Warm Up - Sector Analysis Report

Lap	S1 Time	S1 Spd	S2 Time	S2 Spd	S3 Time	S3 Spd	Lap Time	Pit	Lap	S1 Time	S1 Spd	S2 Time	S2 Spd	S3 Time	S3 Spd	Lap Time	Pit
17 NYKJAER DEN SEAT Leon TDI																	
1	11:04.878	127.3	41.041	100.1	45.171	220.4	12:31.090		6	36.728	160.0	37.682	111.2	42.562	223.1	1:56.972	
2	38.885	159.7	40.489	108.6	52.335		2:11.709	Pit	7	36.742	160.0	37.429	115.5	42.715	222.2	1:56.886	
3	1:20.088	153.4	38.596	108.8	42.515	220.4	2:41.199		8	36.749	161.1	37.498	118.7	1:27.403		2:41.650	Pit
4	36.817	159.7	37.479	112.2	42.578	221.3	1:56.874										
5	36.728	157.6	37.791	111.2	42.437	222.2	1:56.956										
18 BARTH SUI SEAT Leon TDI																	
1	11:05.568	129.6	40.943	100.0	45.052	216.8	12:31.563		6	37.039	160.2	37.668	110.6	48.419		2:03.126	Pit
2	36.868	165.6	37.494	109.7	42.528	223.1	1:56.890		7	1:25.186	159.0	37.571	112.3	42.870	223.1	2:45.627	
3	36.655	161.9	37.705	106.3	42.675	221.3	1:57.035		8	36.776	159.7	37.785	105.3	1:24.743		2:39.304	Pit
4	36.994	164.3	37.884	124.5	47.772	223.1	2:02.650										
5	36.864	163.3	37.469	117.7	42.964	223.1	1:57.297										
19 VAULKHARD GBR Chevrolet Lacetti I																	
1	11:21.317	133.0	39.536	103.8	43.718	220.4	12:44.571		6	36.758	157.2	37.490	119.7	43.088	222.2	1:57.336	
2	37.227	142.8	38.035	119.3	42.609	222.2	1:57.871		7	36.921	155.1	37.634	111.8	42.699	223.1	1:57.254	
3	36.708	156.5	37.401	113.8	42.514	222.2	1:56.623		8	37.002	157.8	37.504	115.2	43.004	222.2	1:57.510	
4	36.634	165.1	37.357	117.3	42.801	225.0	1:56.792		9	37.255	162.4	37.744	108.3	53.349		2:08.348	Pit
5	36.895	155.1	37.560	120.7	42.799	224.0	1:57.254										
20 O'YOUNG HKG Chevrolet Lacetti I																	
1	11:17.194	144.5	40.385	107.9	43.722	221.3	12:41.301		6	36.911	156.9	37.499	123.0	42.505	224.0	1:56.915	
2	36.791	162.4	37.784	118.4	42.441	224.0	1:57.016		7	37.187	168.4	37.425	118.7	42.445	224.0	1:57.057	
3	36.443	164.6	37.293	126.9	42.872	226.8	1:56.608		8	36.724	175.0	37.645	120.2	42.847	225.0	1:57.216	
4	36.626	171.1	37.251	113.6	42.309	224.0	1:56.186		9	36.999	159.5	37.807	120.2	1:01.762		2:16.568	Pit
5	36.874	173.0	37.376	115.0	42.391	225.9	1:56.641										
21 BENNANI MAR BMW 320si I																	
1	11:20.736	148.9	38.228	102.9	44.031	222.2	12:42.995		6	36.942	167.1	37.784	108.2	42.521	222.2	1:57.247	
2	37.158	162.1	37.715	108.9	42.747	220.4	1:57.620		7	37.013	170.3	37.629	110.9	42.925	218.6	1:57.567	
3	36.892	172.2	37.687	113.7	42.921	219.5	1:57.500		8	37.087	177.9	37.915	109.7	43.206	218.6	1:58.208	
4	37.058	171.4	39.656	112.5	42.692	221.3	1:59.406		9	37.239	175.3	37.971	107.4	1:03.379		2:18.589	Pit
5	37.057	171.9	38.226	108.9	42.711	222.2	1:57.994										
24 POULSEN DEN BMW 320si I																	
1	11:19.390	137.0	38.892	100.0	43.901	216.8	12:42.183		6	36.978	154.9	37.811	107.1	42.652	219.5	1:57.441	
2	37.014	156.0	37.510	110.0	42.204	218.6	1:56.728		7	37.094	160.9	39.407	101.4	42.630	218.6	1:59.131	
3	36.725	160.7	37.319	113.8	42.435	219.5	1:56.479		8	37.120	166.4	38.178	101.3	56.335		2:11.633	Pit
4	37.215	160.2	39.080	111.2	43.034	216.0	1:59.329										
5	38.655	140.2	38.083	108.1	42.920	218.6	1:59.658										

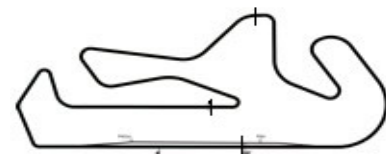


Weather/Track: Sun 26C / Dry 26C

Circuit Length - 4.653 kilometres
Portimao

2010 FIA World Touring Car Championship Warm Up - Sector Analysis Report

Lap	S1 Time	S1 Spd	S2 Time	S2 Spd	S3 Time	S3 Spd	Lap Time	Pit	Lap	S1 Time	S1 Spd	S2 Time	S2 Spd	S3 Time	S3 Spd	Lap Time	Pit
25 HERNANDEZ ESP BMW 320si I																	
1	11:11.404	152.9	38.055	111.1	44.828	213.4	12:34.287		5	37.010	166.9	37.427	118.7	42.625	215.1	1:57.062	
2	37.144	159.7	37.451	119.4	42.401	217.7	1:56.996		6	41.363	147.7	40.026	112.7	49.628		2:11.017	Pit
3	36.840	167.4	37.491	121.3	42.858	215.1	1:57.189										
4	36.930	164.3	37.395	121.9	42.772	215.1	1:57.097										
26 D'ASTE ITA BMW 320si I																	
1	11:14.238	121.8	41.681	108.2	43.881	215.1	12:39.800		5	36.851	158.1	37.550	121.0	42.737	219.5	1:57.138	
2	37.160	154.7	37.646	121.3	42.513	218.6	1:57.319		6	37.289	145.5	38.092	120.5	43.222	219.5	1:58.603	
3	36.971	153.8	37.646	126.5	42.959	218.6	1:57.576		7	37.132	163.8	37.613	120.0	57.173		2:11.918	Pit
4	37.659	157.6	38.446	120.0	44.687	221.3	2:00.792										
29 TURKINGTON GBR BMW 320si I																	
1	11:25.509	136.0	39.172	110.7	43.344	217.7	12:48.025		5	37.056	166.4	37.382	113.9	42.300	225.9	1:56.738	
2	36.990	161.4	37.380	116.4	42.498	219.5	1:56.868		6	39.376	150.8	38.157	109.8	52.232		2:09.765	Pit
3	36.749	169.2	37.529	108.8	42.412	218.6	1:56.690										
4	36.769	167.4	37.276	112.6	42.224	224.0	1:56.269										



Weather/Track: Sun 26C / Dry 26C

Circuit Length - 4.653 kilometres
Portimao

2010 FIA World Touring Car Championship Warm Up - Best Sector Speeds Report

SECTOR 1				SECTOR 2				SECTOR 3				
POS	NO	NAME	SPEED	LAP	NO	NAME	SPEED	LAP	NO	NAME	SPEED	LAP
1	11	PRIAULX	181.8	9	4	GENE	134.1	5	20	O'YOUNG	226.8	3
2	8	MENU	180.3	7	11	PRIAULX	128.2	2	1	TARQUINI	225.9	6
3	21	BENNANI	177.9	8	20	O'YOUNG	126.9	3	29	TURKINGTON	225.9	5
4	7	HUFF	177.3	8	26	D'ASTE	126.5	3	10	FARFUS	225.0	7
5	20	O'YOUNG	175.0	8	8	MENU	125.9	3	19	VAULKHARD	225.0	4
6	1	TARQUINI	173.0	6	18	BARTH	124.5	4	7	HUFF	224.0	7
7	2	CORONEL	172.2	6	25	HERNANDEZ	121.9	4	4	GENE	223.1	3
8	10	FARFUS	171.9	7	19	VAULKHARD	120.7	5	11	PRIAULX	223.1	5
9	6	MULLER	170.8	7	6	MULLER	120.6	5	17	NYKJAER	223.1	6
10	29	TURKINGTON	169.2	3	17	NYKJAER	118.7	8	18	BARTH	223.1	2
11	4	GENE	169.0	8	15	ENGSTLER	118.0	3	5	MICHELISZ	222.2	6
12	15	ENGSTLER	168.4	7	10	FARFUS	117.7	5	21	BENNANI	222.2	1
13	25	HERNANDEZ	167.4	3	5	MICHELISZ	117.4	2	3	MONTEIRO	221.3	2
14	3	MONTEIRO	166.6	4	1	TARQUINI	116.9	3	6	MULLER	221.3	5
15	5	MICHELISZ	166.6	5	29	TURKINGTON	116.4	2	15	ENGSTLER	221.3	7
16	24	POULSEN	166.4	8	3	MONTEIRO	116.1	6	26	D'ASTE	221.3	4
17	16	ROMANOV	165.8	7	7	HUFF	116.1	3	2	CORONEL	220.4	3
18	18	BARTH	165.6	2	2	CORONEL	114.5	6	8	MENU	220.4	7
19	19	VAULKHARD	165.1	4	24	POULSEN	113.8	3	24	POULSEN	219.5	3
20	26	D'ASTE	163.8	7	21	BENNANI	113.7	3	16	ROMANOV	217.7	6
21	17	NYKJAER	161.1	8	16	ROMANOV	112.2	3	25	HERNANDEZ	217.7	2



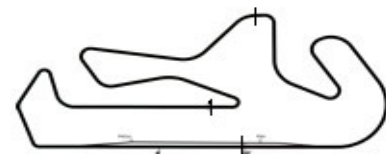
Weather/Track: Sun 26C / Dry 26C

Circuit Length - 4.653 kilometres
Portimao

2010 FIA World Touring Car Championship Warm Up - Best Sector Times Report

POS	SECTOR 1			SECTOR 2			SECTOR 3			IDEAL/BEST LAP COMPARISON					
	NO	TIME	LAP	NO	TIME	LAP	NO	TIME	LAP	NO	NAME	IDEAL	BEST	LAP	DIFF
1	1	36.348	6	1	37.035	6	6	41.923	3	11	PRIAULX	1:55.505	1:55.655	4	+ 0.150
2	20	36.443	3	7	37.045	3	11	41.967	3	1	TARQUINI	1:55.619	1:55.669	6	+ 0.050
3	11	36.477	6	11	37.061	4	10	42.089	5	6	MULLER	1:55.621	1:55.897	5	+ 0.276
4	4	36.492	5	4	37.134	5	7	42.186	3	7	HUFF	1:55.723	1:55.723	3	+ 0.000
5	7	36.492	3	6	37.146	5	24	42.204	2	10	FARFUS	1:55.944	1:56.016	5	+ 0.072
6	3	36.546	3	3	37.158	4	29	42.224	4	3	MONTEIRO	1:55.990	1:56.124	3	+ 0.134
7	6	36.552	5	8	37.239	7	1	42.236	5	20	O'YOUNG	1:56.003	1:56.186	4	+ 0.183
8	10	36.563	3	20	37.251	4	3	42.286	3	8	MENU	1:56.185	1:56.238	7	+ 0.053
9	8	36.634	7	29	37.276	4	20	42.309	4	24	POULSEN	1:56.248	1:56.479	3	+ 0.231
10	19	36.634	4	10	37.292	4	8	42.312	4	29	TURKINGTO	1:56.249	1:56.269	4	+ 0.020
11	18	36.655	3	24	37.319	3	25	42.401	2	4	GENE	1:56.262	1:56.707	4	+ 0.445
12	24	36.725	3	19	37.357	4	17	42.437	5	19	VAULKHARD	1:56.505	1:56.623	3	+ 0.118
13	5	36.727	4	2	37.361	4	5	42.484	5	17	NYKJAER	1:56.594	1:56.874	4	+ 0.280
14	17	36.728	5	25	37.395	4	26	42.513	2	25	HERNANDEZ	1:56.636	1:56.996	2	+ 0.360
15	29	36.749	3	17	37.429	7	19	42.514	3	18	BARTH	1:56.652	1:56.890	2	+ 0.238
16	2	36.811	5	18	37.469	5	2	42.519	3	2	CORONEL	1:56.691	1:56.983	3	+ 0.292
17	25	36.840	3	5	37.489	3	21	42.521	6	5	MICHELISZ	1:56.700	1:56.778	5	+ 0.078
18	26	36.851	5	26	37.550	5	18	42.528	2	26	D'ASTE	1:56.914	1:57.138	5	+ 0.224
19	21	36.892	3	21	37.629	7	4	42.636	6	21	BENNANI	1:57.042	1:57.247	6	+ 0.205
20	15	36.976	6	15	37.767	4	15	42.712	7	15	ENGSTLER	1:57.455	1:57.732	7	+ 0.277
21	16	37.919	5	16	38.368	4	16	42.972	4	16	ROMANOV	1:59.259	1:59.621	4	+ 0.362

'Perfect Lap' - 1:55.306



Weather/Track: Sun 26C / Dry 26C

Circuit Length - 4.653 kilometres
Portimao

2010 FIA World Touring Car Championship

GRID FOR RACE 1

ROW 11	16	ROMANOV	
ROW 10	21	BENNANI	26 D'ASTE
ROW 9	19	VAULKHARD	15 ENGSTLER
ROW 8	25	HERNANDEZ	24 POULSEN
ROW 7	18	BARTH	2 CORONEL
ROW 6	17	NYKJAER	20 O'YOUNG
ROW 5	8	MENU	29 TURKINGTON
ROW 4	4	GENE	11 PRIAULX
ROW 3	7	HUFF	5 MICHELISZ
ROW 2	10	FARFUS	1 TARQUINI
ROW 1	3	MONTEIRO	6 MULLER

POLE



Portimao
Circuit Length = 4.6530 km.

Race Director:	Steward:	Timekeeper:
----------------	----------	-------------

2010 FIA World Touring Car Championship
RACE 1 - PROVISIONAL CLASSIFICATION

POS	NO	CLS	DRIVER / TEAM	NAT	CAR	TIME	LAPS	GAP	KPH	BEST
1	3		Tiago MONTEIRO	POR	SEAT Leon TDI	21:38.194	11		141.86	1:57.124
2	6		Yvan MULLER	FRA	Chevrolet Cruze	21:39.226	11	1.032	141.74	1:57.173
3	1		Gabriele TARQUINI	ITA	SEAT Leon TDI	21:39.781	11	1.587	141.68	1:56.984
4	10		Augusto FARFUS	BRA	BMW 320si	21:40.020	11	1.826	141.66	1:57.244
5	8		Alain MENU	SUI	Chevrolet Cruze	21:47.001	11	8.807	140.90	1:57.703
6	2		Tom CORONEL	NED	SEAT Leon TDI	21:49.917	11	11.723	140.59	1:57.591
7	5		Norbert MICHELISZ	HUN	SEAT Leon TDI	21:50.756	11	12.562	140.50	1:57.952
8	18		Fredy BARTH	SUI	SEAT Leon TDI	21:58.367	11	20.173	139.68	1:58.518
9	25	I	Sergio HERNANDEZ	ESP	BMW 320si	22:01.307	11	23.113	139.37	1:58.720
10	20	I	Darryl O'YOUNG	HKG	Chevrolet Lacetti	22:01.439	11	23.245	139.36	1:58.427
11	24	I	Kristian POULSEN	DEN	BMW 320si	22:01.836	11	23.642	139.32	1:58.657
12	29	I	Colin TURKINGTON	GBR	BMW 320si	22:03.932	11	25.738	139.10	1:58.407
13	15	I	Franz ENGSTLER	GER	BMW 320si	22:05.039	11	26.845	138.98	1:58.992
14	26	I	Stefano D'ASTE	ITA	BMW 320si	22:05.442	11	27.248	138.94	1:58.724
15	19	I	Harry VAULKHARD	GBR	Chevrolet Lacetti	22:07.489	11	29.295	138.72	1:58.394
16	16	I	Andrei ROMANOV	RUS	BMW 320si	22:22.311	11	44.117	137.19	2:00.422
17	17		Michel NYKJAER	DEN	SEAT Leon TDI	22:27.537	11	49.343	136.66	1:58.017
18	7		Robert HUFF	GBR	Chevrolet Cruze	21:53.238	10	1 LAP	127.47	1:57.346

NOT CLASSIFIED

4			Jordi GENE	ESP	SEAT Leon TDI	13:49.449	7	D.N.F.	141.24	1:57.512
21	I		Mehdi BENNANI	MAR	BMW 320si	8:04.531	4	D.N.F.	138.08	1:58.573
11			Andy PRIAULX	GBR	BMW 320si	13:32.369	3	D.N.F.	61.73	2:11.053

FASTEST LAP

1			Gabriele TARQUINI		SEAT Leon TDI	1:56.984	2	88.97mph	143.18kph
19	I		Harry VAULKHARD		Chevrolet Lacetti	1:58.394	3	87.91mph	141.48kph

Portimao

Subject to Technical Scrutineering. For Media Information Purposes - No Regulatory Value.

Circuit Length = 4.6530 km.

Weather/Track: Sun 34C / Dry 52C

Start: 12:03 End: 12:25

Race Director:	Steward:	Timekeeper:	Issued at:
----------------	----------	-------------	------------

2010 FIA World Touring Car Championship
RACE 1 RESULT

POS	NO	CLS	DRIVER / TEAM	NAT	CAR	TIME	LAPS	GAP	KPH	BEST
1	3		Tiago MONTEIRO	POR	SEAT Leon TDI	21:38.194	11		141.86	1:57.124
2	6		Yvan MULLER	FRA	Chevrolet Cruze	21:39.226	11	1.032	141.74	1:57.173
3	1		Gabriele TARQUINI	ITA	SEAT Leon TDI	21:39.781	11	1.587	141.68	1:56.984
4	10		Augusto FARFUS	BRA	BMW 320si	21:40.020	11	1.826	141.66	1:57.244
5	8		Alain MENU	SUI	Chevrolet Cruze	21:47.001	11	8.807	140.90	1:57.703
6	2		Tom CORONEL	NED	SEAT Leon TDI	21:49.917	11	11.723	140.59	1:57.591
7	5		Norbert MICHELISZ	HUN	SEAT Leon TDI	21:50.756	11	12.562	140.50	1:57.952
8	18		Fredy BARTH	SUI	SEAT Leon TDI	21:58.367	11	20.173	139.68	1:58.518
9	25	I	Sergio HERNANDEZ	ESP	BMW 320si	22:01.307	11	23.113	139.37	1:58.720
10	20	I	Darryl O'YOUNG	HKG	Chevrolet Lacetti	22:01.439	11	23.245	139.36	1:58.427
11	24	I	Kristian POULSEN	DEN	BMW 320si	22:01.836	11	23.642	139.32	1:58.657
12	29	I	Colin TURKINGTON	GBR	BMW 320si	22:03.932	11	25.738	139.10	1:58.407
13	15	I	Franz ENGSTLER	GER	BMW 320si	22:05.039	11	26.845	138.98	1:58.992
14	26	I	Stefano D'ASTE	ITA	BMW 320si	22:05.442	11	27.248	138.94	1:58.724
15	19	I	Harry VAULKHARD	GBR	Chevrolet Lacetti	22:07.489	11	29.295	138.72	1:58.394
16	16	I	Andrei ROMANOV	RUS	BMW 320si	22:22.311	11	44.117	137.19	2:00.422
17	17		Michel NYKJAER	DEN	SEAT Leon TDI	22:27.537	11	49.343	136.66	1:58.017
18	7		Robert HUFF	GBR	Chevrolet Cruze	21:53.238	10	1 LAP	127.47	1:57.346

NOT CLASSIFIED

4			Jordi GENE	ESP	SEAT Leon TDI	13:49.449	7	D.N.F.	141.24	1:57.512
21	I		Mehdi BENNANI	MAR	BMW 320si	8:04.531	4	D.N.F.	138.08	1:58.573
11			Andy PRIAULX	GBR	BMW 320si	13:32.369	3	D.N.F.	61.73	2:11.053

FASTEST LAP

1			Gabriele TARQUINI		SEAT Leon TDI	1:56.984	2	88.97mph	143.18kph
19	I		Harry VAULKHARD		Chevrolet Lacetti	1:58.394	3	87.91mph	141.48kph

Portimao

Circuit Length = 4.6530 km.

Start: 12:03 End: 12:25

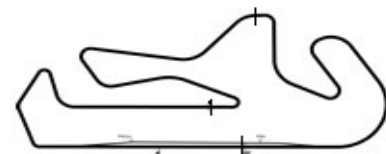
Weather/Track: Sun 34C / Dry 52C

Steward:	Steward:	Steward:	Issued at:
----------	----------	----------	------------

2010 FIA World Touring Car Championship

Race 1 - Sector Analysis Report

Lap	S1 Time	S1 Spd	S2 Time	S2 Spd	S3 Time	S3 Spd	Lap Time	Pit	Lap	S1 Time	S1 Spd	S2 Time	S2 Spd	S3 Time	S3 Spd	Lap Time	Pit
1 TARQUINI ITA SEAT Leon TDI																	
1	38.345	159.2	38.583	119.2	42.633	218.6	1:59.561		7	37.206	157.2	38.011	111.3	43.193	218.6	1:58.410	
2	36.803	157.4	37.629	111.2	42.552	220.4	1:56.984		8	37.282	155.1	37.948	112.0	43.075	218.6	1:58.305	
3	36.905	155.6	37.579	111.6	42.708	218.6	1:57.192		9	37.235	156.7	39.144	106.3	43.364	220.4	1:59.743	
4	36.895	160.0	37.711	109.7	42.896	221.3	1:57.502		10	37.133	156.0	38.045	109.1	42.968	222.2	1:58.146	
5	36.947	157.4	37.656	113.8	42.997	221.3	1:57.600		11	37.360	154.9	38.184	110.7	43.103	221.3	1:58.647	
6	36.909	162.8	37.718	111.6	43.064	216.0	1:57.691										
2 CORONEL NED SEAT Leon TDI																	
1	40.159	151.4	39.396	121.0	44.094	217.7	2:03.649		7	37.220	163.6	37.927	124.4	43.336	217.7	1:58.483	
2	37.038	158.3	37.636	117.8	42.917	220.4	1:57.591		8	37.527	156.0	38.604	109.7	43.673	216.0	1:59.804	
3	37.124	157.6	38.046	117.8	43.297	217.7	1:58.467		9	37.509	163.1	38.435	110.3	43.323	217.7	1:59.267	
4	37.052	160.2	38.073	117.5	43.241	217.7	1:58.366		10	37.460	159.7	38.134	114.4	43.237	218.6	1:58.831	
5	37.085	164.8	37.622	121.7	43.244	220.4	1:57.951		11	37.305	163.1	38.362	114.6	43.437	216.8	1:59.104	
6	37.051	161.6	38.131	114.3	43.222	219.5	1:58.404										
3 MONTEIRO POR SEAT Leon TDI																	
1	37.232	157.6	37.327	116.1	42.763	214.2	1:57.322		7	37.113	164.6	38.069	109.5	43.335	214.2	1:58.517	
2	37.030	163.1	37.448	112.8	42.646	217.7	1:57.124		8	37.331	164.8	37.980	111.9	43.362	216.0	1:58.673	
3	36.875	165.6	37.492	111.6	42.899	216.0	1:57.266		9	37.363	167.1	38.942	110.2	43.230	216.8	1:59.535	
4	36.975	162.8	37.597	110.2	43.016	216.8	1:57.588		10	37.135	160.9	37.867	109.9	43.035	219.5	1:58.037	
5	36.991	165.1	37.536	114.3	42.930	218.6	1:57.457		11	37.115	162.1	37.908	110.1	43.264	219.5	1:58.287	
6	37.039	166.9	37.772	111.8	43.577	218.6	1:58.388										
4 GENE ESP SEAT Leon TDI																	
1	39.329	166.1	38.888	119.6	43.130	216.8	2:01.347		5	37.150	160.2	37.682	113.7	43.070	221.3	1:57.902	
2	37.229	158.5	37.482	116.3	42.801	217.7	1:57.512		6	37.140	165.1	37.818	119.1	43.357	215.1	1:58.315	
3	37.045	158.8	37.539	119.3	43.180	216.8	1:57.764		7	37.297	160.9	38.058	113.8	43.429	216.8	1:58.784	
4	37.006	161.9	37.703	113.6	43.116	216.8	1:57.825										
5 MICHELISZ HUN SEAT Leon TDI																	
1	39.192	161.9	39.270	120.9	43.393	218.6	2:01.855		7	37.301	163.8	38.067	111.8	43.537	216.8	1:58.905	
2	37.154	161.6	37.939	115.5	42.859	216.8	1:57.952		8	37.483	163.1	38.361	107.5	43.458	216.8	1:59.302	
3	37.384	167.4	38.339	120.1	44.951	216.0	2:00.674		9	37.529	162.8	38.397	110.9	43.473	216.8	1:59.399	
4	37.164	159.2	37.886	115.1	43.163	218.6	1:58.213		10	37.364	164.3	38.188	110.8	43.451	216.8	1:59.003	
5	37.140	168.7	37.710	114.1	43.127	221.3	1:57.977		11	37.441	164.6	38.262	109.7	43.329	216.8	1:59.032	
6	37.353	163.6	37.885	108.6	43.206	217.7	1:58.444										
6 MULLER FRA Chevrolet Cruze																	
1	38.379	164.1	37.755	117.9	42.715	217.7	1:58.849		7	37.194	164.1	38.273	110.2	42.800	217.7	1:58.267	
2	37.043	164.1	37.774	111.8	42.443	219.5	1:57.260		8	37.414	165.1	38.344	109.1	42.878	218.6	1:58.636	
3	36.838	173.0	37.788	109.4	42.547	216.8	1:57.173		9	37.487	165.6	39.292	111.0	43.052	218.6	1:59.831	
4	36.951	167.7	37.757	110.8	42.523	220.4	1:57.231		10	37.129	163.3	38.203	110.1	42.792	218.6	1:58.124	
5	36.985	168.4	37.829	108.5	42.650	220.4	1:57.464		11	37.354	162.6	38.317	108.6	43.012	218.6	1:58.683	
6	36.949	172.8	37.985	109.0	42.774	218.6	1:57.708										



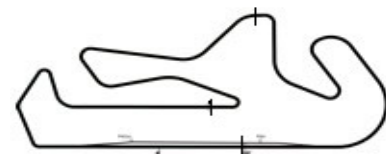
Weather/Track: Sun 34C / Dry 52C

Circuit Length - 4.653 kilometres
Portimao

2010 FIA World Touring Car Championship

Race 1 - Sector Analysis Report

Lap	S1 Time	S1 Spd	S2 Time	S2 Spd	S3 Time	S3 Spd	Lap Time	Pit	Lap	S1 Time	S1 Spd	S2 Time	S2 Spd	S3 Time	S3 Spd	Lap Time	Pit
7 HUFF GBR Chevrolet Cruze																	
1	38.614	159.7	38.668	114.6	42.772	216.8	2:00.054		7	37.102	170.8	37.987	108.7	42.940	218.6	1:58.029	
2	37.079	164.8	37.626	111.9	42.641	217.7	1:57.346		8	37.168	169.0			2:08.235		2:45.403	Pit
3	36.936	165.1	37.767	111.8	42.875	218.6	1:57.578		9	1:59.976	146.3	38.840	109.6	42.811	218.6	3:21.627	
4	37.013	163.1	37.806	110.7	42.782	220.4	1:57.601		10	37.044	176.4	37.777	111.7	45.177	187.5	1:59.998	
5	37.151	168.2	37.607	114.3	42.916	219.5	1:57.674										
6	37.102	168.7	37.922	109.8	42.904	218.6	1:57.928										
8 MENU SUI Chevrolet Cruze																	
1	39.723	160.7	38.912	121.9	42.855	219.5	2:01.490		7	37.147	171.4	38.157	110.4	42.831	216.0	1:58.135	
2	37.384	161.4	38.716	121.8	42.728	222.2	1:58.828		8	37.412	163.6	38.011	116.3	42.995	216.0	1:58.418	
3	37.475	169.2	38.100	122.5	42.920	216.0	1:58.495		9	37.694	156.9	38.388	112.6	43.129	216.0	1:59.211	
4	37.257	161.4	37.809	118.4	42.832	217.7	1:57.898		10	37.568	162.8	38.361	112.0	43.203	218.6	1:59.132	
5	37.224	166.4	37.745	113.9	42.734	219.5	1:57.703		11	37.713	160.7	38.471	107.5	43.398	215.1	1:59.582	
6	37.079	168.4	38.116	113.5	42.914	217.7	1:58.109										
10 FARFUS BRA BMW 320si																	
1	38.604	153.4	39.314	119.7	42.602	219.5	2:00.520		7	37.300	166.1	38.073	108.6	42.713	219.5	1:58.086	
2	37.199	158.8	37.728	113.1	42.317	221.3	1:57.244		8	37.372	163.3	38.084	112.5	42.600	218.6	1:58.056	
3	37.041	164.3	37.779	114.4	42.583	220.4	1:57.403		9	37.205	163.1	38.087	108.7	43.241	222.2	1:58.533	
4	37.251	161.4	37.888	113.0	42.474	223.1	1:57.613		10	37.384	162.1	38.155	110.6	42.801	222.2	1:58.340	
5	37.570	160.9	37.735	116.4	42.595	222.2	1:57.900		11	37.376	160.4	38.197	111.0	42.894	223.1	1:58.467	
6	37.227	167.7	38.090	112.0	42.541	221.3	1:57.858										
11 PRIAULX GBR BMW 320si																	
1	40.019	160.7	39.682	121.5	51.352	140.2	2:11.053		3	6:38.253	161.6	38.788	127.9	48.780		8:05.821	Pit
2	54.400	106.6	1:00.605	81.8	1:20.490		3:15.495	Pit									
15 ENGSTLER GER BMW 320si I																	
1	42.552	159.5	39.714	110.0	44.063	216.8	2:06.329		7	37.621	157.4	38.613	105.7	43.260	215.1	1:59.494	
2	39.698	148.5	38.679	112.1	43.150	218.6	2:01.527		8	37.549	165.8	38.997	100.3	43.207	216.0	1:59.753	
3	37.458	160.7	38.650	113.1	44.145	215.1	2:00.253		9	37.679	164.3	38.501	100.7	43.169	215.1	1:59.349	
4	37.490	163.3	38.334	104.0	43.168	216.8	1:58.992		10	37.859	165.8	39.851	110.8	43.485	217.7	2:01.195	
5	37.478	160.0	38.793	101.2	42.985	218.6	1:59.256		11	37.778	162.6	38.407	109.3	43.485	216.8	1:59.670	
6	37.380	160.2	38.366	114.9	43.475	216.8	1:59.221										
16 ROMANOV RUS BMW 320si I																	
1	43.007	149.1	40.068	114.6	44.179	218.6	2:07.254		7	38.262	169.2	38.866	113.5	44.094	210.1	2:01.222	
2	39.333	145.1	38.979	113.4	43.911	215.1	2:02.223		8	38.437	161.9	39.203	109.1	44.856	205.3	2:02.496	
3	38.122	155.3	38.838	109.6	43.817	212.5	2:00.777		9	38.155	172.2	38.884	113.2	44.122	206.8	2:01.161	
4	37.799	174.1	38.557	113.1	44.066	216.0	2:00.422		10	38.490	161.4	38.752	108.9	44.812	211.7	2:02.054	
5	38.001	150.8	39.204	116.3	43.990	213.4	2:01.195		11	38.402	161.4	39.240	111.8	44.294	208.4	2:01.936	
6	38.154	172.2	39.577	113.7	43.840	212.5	2:01.571										



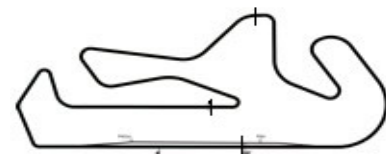
Weather/Track: Sun 34C / Dry 52C

Circuit Length - 4.653 kilometres
Portimao

2010 FIA World Touring Car Championship

Race 1 - Sector Analysis Report

Lap	S1 Time	S1 Spd	S2 Time	S2 Spd	S3 Time	S3 Spd	Lap Time	Pit	Lap	S1 Time	S1 Spd	S2 Time	S2 Spd	S3 Time	S3 Spd	Lap Time	Pit
17 NYKJAER DEN SEAT Leon TDI																	
1	39.962	157.6	38.924	122.9	43.114	221.3	2:02.000		7	37.619	160.7	37.782	117.9	43.630	216.8	1:59.031	
2	37.352	151.4	37.839	114.8	42.826	221.3	1:58.017		8	37.459	161.4	37.869	116.4	43.411	216.8	1:58.739	
3	37.339	167.1	38.139	136.0	44.737	215.1	2:00.215		9	37.574	157.4	38.349	113.5	43.944	215.1	1:59.867	
4	37.746	156.5	38.039	114.5	44.464	206.8	2:00.249		10	37.938	156.2	38.305	110.1	43.856	215.1	2:00.099	
5	38.020	166.1	38.050	114.8	43.351	218.6	1:59.421		11	37.758	154.5	44.119	76.5	1:09.056	82.3	2:30.933	
6	37.565	166.4	38.048	113.4	43.353	219.5	1:58.966										
18 BARTH SUI SEAT Leon TDI																	
1	40.452	160.2	39.437	119.8	45.311	208.4	2:05.200		7	37.414	161.4	38.155	115.0	43.885	212.5	1:59.454	
2	38.269	159.7	37.649	120.5	43.155	218.6	1:59.073		8	37.958	162.6	38.940	129.3	45.117	222.2	2:02.015	
3	37.089	158.1	37.592	127.9	44.233	216.0	1:58.914		9	37.453	159.0	38.249	111.4	43.512	215.1	1:59.214	
4	37.488	157.2	38.117	109.8	43.168	219.5	1:58.773		10	37.508	167.7	38.148	109.8	43.281	219.5	1:58.937	
5	37.339	163.1	37.891	110.1	43.288	222.2	1:58.518		11	37.456	155.3	38.417	113.7	43.535	216.8	1:59.408	
6	37.337	159.5	38.100	111.0	43.424	218.6	1:58.861										
19 VAULKHARD GBR Chevrolet Lacetti I																	
1	41.510	153.6	40.012	119.1	44.565	215.1	2:06.087		7	37.699	161.9	38.520	108.8	43.687	219.5	1:59.906	
2	39.134	151.4	39.684	119.4	43.244	222.2	2:02.062		8	37.666	157.4	39.517	109.1	43.746	217.7	2:00.929	
3	37.297	164.6	38.168	110.9	42.929	219.5	1:58.394		9	37.777	167.7	38.409	112.9	43.681	217.7	1:59.867	
4	37.284	160.4	38.120	111.6	43.093	222.2	1:58.497		10	37.710	161.6	38.341	110.8	43.415	219.5	1:59.466	
5	37.766	159.7	41.180	109.6	43.216	222.2	2:02.162		11	37.756	159.5	38.491	114.1	43.994	216.0	2:00.241	
6	37.590	165.1	38.464	113.7	43.824	219.5	1:59.878										
20 O'YOUNG HKG Chevrolet Lacetti I																	
1	40.919	157.8	39.350	116.0	45.170	202.2	2:05.439		7	37.702	162.1	38.076	118.7	43.783	218.6	1:59.561	
2	39.527	153.4	37.905	121.7	43.005	221.3	2:00.437		8	37.509	164.6	38.433	117.7	44.015	221.3	1:59.957	
3	37.255	161.4	38.162	118.5	43.251	224.0	1:58.668		9	38.271	168.7	38.336	118.0	43.433	220.4	2:00.040	
4	37.625	152.5	38.241	122.6	43.451	218.6	1:59.317		10	38.525	166.1	38.066	121.5	43.600	220.4	2:00.191	
5	37.881	167.7	37.918	118.2	43.333	222.2	1:59.132		11	37.728	169.0	38.353	121.8	44.189	216.0	2:00.270	
6	37.095	163.6	37.943	119.3	43.389	219.5	1:58.427										
21 BENNANI MAR BMW 320Si I																	
1	42.645	159.0	40.029	113.1	43.876	217.7	2:06.550		4	37.373	170.6	38.164	110.4	43.153	216.8	1:58.690	
2	39.358	161.9	38.212	114.4	43.148	217.7	2:00.718										
3	37.305	172.5	38.117	110.0	43.151	216.8	1:58.573										
24 POULSEN DEN BMW 320Si I																	
1	41.170	151.2	39.595	112.9	45.364	214.2	2:06.129		7	37.632	158.8	38.473	104.4	43.062	212.5	1:59.167	
2	39.560	150.0	39.472	111.1	43.418	216.0	2:02.450		8	37.448	168.4	38.798	103.7	43.138	212.5	1:59.384	
3	37.441	155.3	38.178	106.4	43.038	213.4	1:58.657		9	37.640	162.8	38.403	103.3	43.107	212.5	1:59.150	
4	37.649	160.9	38.272	101.1	43.051	214.2	1:58.972		10	37.792	160.9	38.272	103.5	42.903	216.8	1:58.967	
5	37.537	159.2	38.748	100.9	42.933	215.1	1:59.218		11	37.743	160.7	38.408	114.3	44.174	216.8	2:00.325	
6	37.603	158.5	38.100	117.5	43.714	213.4	1:59.417										

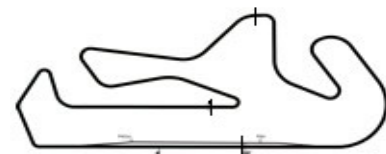


Weather/Track: Sun 34C / Dry 52C

Circuit Length - 4.653 kilometres
Portimao

2010 FIA World Touring Car Championship Race 1 - Sector Analysis Report

Lap	S1 Time	S1 Spd	S2 Time	S2 Spd	S3 Time	S3 Spd	Lap Time Pit	Lap	S1 Time	S1 Spd	S2 Time	S2 Spd	S3 Time	S3 Spd	Lap Time Pit
25 HERNANDEZ ESP BMW 320si I															
1	41.197	159.2	39.859	118.4	44.328	212.5	2:05.384	7	37.446	167.4	38.195	118.0	43.276	215.1	1:58.917
2	38.569	163.8	38.054	123.4	42.895	218.6	1:59.518	8	37.988	167.7	39.253	119.7	44.107	209.3	2:01.348
3	37.375	167.1	38.143	120.6	43.526	216.8	1:59.044	9	38.201	169.0	38.385	117.2	43.451	213.4	2:00.037
4	37.442	163.8	38.307	119.6	43.144	216.8	1:58.893	10	38.243	171.9	38.337	118.5	43.422	213.4	2:00.002
5	37.519	167.4	38.141	116.6	43.123	216.0	1:58.783	11	37.705	173.0	38.617	127.8	44.339	213.4	2:00.661
6	37.532	167.9	38.136	116.8	43.052	215.1	1:58.720								
26 D'ASTE ITA BMW 320si I															
1	41.840	147.5	40.047	119.2	43.800	215.1	2:05.687	7	37.911	160.7	38.292	115.0	43.394	214.2	1:59.597
2	38.887	159.2	37.937	120.2	43.089	220.4	1:59.913	8	37.628	164.8	38.825	116.0	43.326	216.0	1:59.779
3	37.337	166.9	38.119	117.1	43.268	217.7	1:58.724	9	37.718	159.5	38.539	108.5	43.595	214.2	1:59.852
4	37.566	155.8	38.284	119.2	43.470	216.8	1:59.320	10	38.213	166.4	38.522	110.3	43.571	217.7	2:00.306
5	38.495	163.3	39.089	119.8	43.868	214.2	2:01.452	11	37.541	166.6	38.532	114.8	43.349	216.8	1:59.422
6	37.662	163.6	38.143	127.1	45.585	214.2	2:01.390								
29 TURKINGTON GBR BMW 320si I															
1	40.862	163.8	39.628	113.8	44.808	205.3	2:05.298	7	37.611	166.4	38.138	117.8	43.559	217.7	1:59.308
2	38.006	166.6	38.293	120.1	42.886	220.4	1:59.185	8	37.898	165.8	47.121	117.9	43.660	216.8	2:08.679
3	37.447	167.4	37.797	119.1	43.882	215.1	1:59.126	9	37.473	170.8	38.005	114.9	43.014	216.0	1:58.492
4	37.444	168.4	38.139	112.8	43.032	222.2	1:58.615	10	37.525	173.0	38.005	116.6	43.473	218.6	1:59.003
5	37.608	165.1	37.842	115.2	42.957	219.5	1:58.407	11	37.579	171.4	38.127	116.6	43.275	217.7	1:58.981
6	37.527	160.9	38.214	112.7	43.097	221.3	1:58.838								

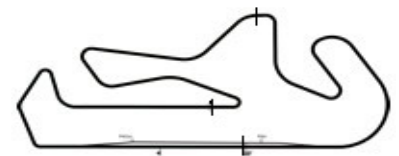


Weather/Track: Sun 34C / Dry 52C

Circuit Length - 4.653 kilometres
Portimao

2010 FIA World Touring Car Championship Race 1 - Best Sector Speeds Report

SECTOR 1				SECTOR 2				SECTOR 3				
POS	NO	NAME	SPEED	LAP	NO	NAME	SPEED	LAP	NO	NAME	SPEED	LAP
1	7	HUFF	176.4	10	17	NYKJAER	136.0	3	20	O'YOUNG	224.0	3
2	16	ROMANOV	174.1	4	18	BARTH	129.3	8	10	FARFUS	223.1	4
3	6	MULLER	173.0	3	11	PRIAULX	127.9	3	1	TARQUINI	222.2	10
4	25	HERNANDEZ	173.0	11	25	HERNANDEZ	127.8	11	8	MENU	222.2	2
5	29	TURKINGTON	173.0	10	26	D'ASTE	127.1	6	18	BARTH	222.2	5
6	21	BENNANI	172.5	3	2	CORONEL	124.4	7	19	VAULKHARD	222.2	2
7	8	MENU	171.4	7	20	O'YOUNG	122.6	4	29	TURKINGTON	222.2	4
8	20	O'YOUNG	169.0	11	8	MENU	122.5	3	4	GENE	221.3	5
9	5	MICHELISZ	168.7	5	5	MICHELISZ	120.9	1	5	MICHELISZ	221.3	5
10	24	POULSEN	168.4	8	29	TURKINGTON	120.1	2	17	NYKJAER	221.3	1
11	10	FARFUS	167.7	6	10	FARFUS	119.7	1	2	CORONEL	220.4	2
12	18	BARTH	167.7	10	4	GENE	119.6	1	6	MULLER	220.4	4
13	19	VAULKHARD	167.7	9	19	VAULKHARD	119.4	2	7	HUFF	220.4	4
14	3	MONTEIRO	167.1	9	1	TARQUINI	119.2	1	26	D'ASTE	220.4	2
15	17	NYKJAER	167.1	3	6	MULLER	117.9	1	3	MONTEIRO	219.5	10
16	26	D'ASTE	166.9	3	24	POULSEN	117.5	6	15	ENGSTLER	218.6	2
17	4	GENE	166.1	1	16	ROMANOV	116.3	5	16	ROMANOV	218.6	1
18	15	ENGSTLER	165.8	8	3	MONTEIRO	116.1	1	25	HERNANDEZ	218.6	2
19	2	CORONEL	164.8	5	15	ENGSTLER	114.9	6	21	BENNANI	217.7	1
20	1	TARQUINI	162.8	6	7	HUFF	114.6	1	24	POULSEN	216.8	10
21	11	PRIAULX	161.6	3	21	BENNANI	114.4	2	11	PRIAULX	140.2	1



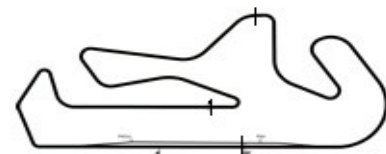
Weather/Track: Sun 34C / Dry 52C

Circuit Length - 4.653 kilometres
Portimao

2010 FIA World Touring Car Championship Race 1 - Best Sector Times Report

POS	SECTOR 1			SECTOR 2			SECTOR 3			NO	NAME	IDEAL/BEST LAP COMPARISON			DIFF
	NO	TIME	LAP	NO	TIME	LAP	NO	TIME	LAP			IDEAL	BEST	LAP	
1	1	36.803	2	3	37.327	1	10	42.317	2	3	MONTEIRO	1:56.848	1:57.124	2	+ 0.276
2	6	36.838	3	4	37.482	2	6	42.443	2	1	TARQUINI	1:56.934	1:56.984	2	+ 0.050
3	3	36.875	3	1	37.579	3	1	42.552	2	6	MULLER	1:57.036	1:57.173	3	+ 0.137
4	7	36.936	3	18	37.592	3	7	42.641	2	10	FARFUS	1:57.086	1:57.244	2	+ 0.158
5	4	37.006	4	7	37.607	5	3	42.646	2	7	HUFF	1:57.184	1:57.346	2	+ 0.162
6	2	37.038	2	2	37.622	5	8	42.728	2	4	GENE	1:57.289	1:57.512	2	+ 0.223
7	10	37.041	3	5	37.710	5	4	42.801	2	8	MENU	1:57.552	1:57.703	5	+ 0.151
8	8	37.079	6	10	37.728	2	17	42.826	2	2	CORONEL	1:57.577	1:57.591	2	+ 0.014
9	18	37.089	3	8	37.745	5	5	42.859	2	5	MICHELISZ	1:57.709	1:57.952	2	+ 0.243
10	20	37.095	6	6	37.755	1	29	42.886	2	18	BARTH	1:57.836	1:58.518	5	+ 0.682
11	5	37.140	5	17	37.782	7	25	42.895	2	17	NYKJAER	1:57.947	1:58.017	2	+ 0.070
12	19	37.284	4	29	37.797	3	24	42.903	10	20	O'YOUNG	1:58.005	1:58.427	6	+ 0.422
13	21	37.305	3	20	37.905	2	2	42.917	2	29	TURKINGTO	1:58.127	1:58.407	5	+ 0.280
14	26	37.337	3	26	37.937	2	19	42.929	3	25	HERNANDEZ	1:58.324	1:58.720	6	+ 0.396
15	17	37.339	3	25	38.054	2	15	42.985	5	19	VAULKHARD	1:58.333	1:58.394	3	+ 0.061
16	25	37.375	3	24	38.100	6	20	43.005	2	26	D'ASTE	1:58.363	1:58.724	3	+ 0.361
17	15	37.380	6	21	38.117	3	26	43.089	2	24	POULSEN	1:58.444	1:58.657	3	+ 0.213
18	24	37.441	3	19	38.120	4	21	43.148	2	21	BENNANI	1:58.570	1:58.573	3	+ 0.003
19	29	37.444	4	15	38.334	4	18	43.155	2	15	ENGSTLER	1:58.699	1:58.992	4	+ 0.293
20	16	37.799	4	16	38.557	4	16	43.817	3	16	ROMANOV	2:00.173	2:00.422	4	+ 0.249
21	11	40.019	1	11	38.788	3	11	48.780	3	11	PRIAULX	2:07.587	2:11.053	1	+ 3.466

'Perfect Lap' - 1:56.447



Weather/Track: Sun 34C / Dry 52C

Circuit Length - 4.653 kilometres
Portimao

2010 FIA World Touring Car Championship

RACE 1 - LAP CHART

Lap 1			Lap 2			Lap 3			Lap 4			Lap 5		
No	Behind	Laptime	No	Behind	Laptime	No	Behind	Laptime	No	Behind	Laptime	No	Behind	Laptime
3		1:57.322	3		1:57.124	3		1:57.266	3		1:57.588	3		1:57.457
6	1.527	1:58.849	6	1.663	1:57.260	6	1.570	1:57.173	6	1.213	1:57.231	6	1.220	1:57.464
1	2.239	1:59.561	1	2.099	1:56.984	1	2.025	1:57.192	1	1.939	1:57.502	1	2.082	1:57.600
7	2.732	2:00.054	7	2.954	1:57.346	7	3.266	1:57.578	7	3.279	1:57.601	7	3.496	1:57.674
10	3.198	2:00.520	10	3.318	1:57.244	10	3.455	1:57.403	10	3.480	1:57.613	10	3.923	1:57.900
4	4.025	2:01.347	4	4.413	1:57.512	4	4.911	1:57.764	4	5.148	1:57.825	4	5.593	1:57.902
8	4.168	2:01.490	5	5.361	1:57.952	8	7.101	1:58.495	8	7.411	1:57.898	8	7.657	1:57.703
5	4.533	2:01.855	17	5.571	1:58.017	2	7.995	1:58.467	2	8.773	1:58.366	2	9.267	1:57.951
17	4.678	2:02.000	8	5.872	1:58.828	17	8.520	2:00.215	5	9.394	1:58.213	5	9.914	1:57.977
2	6.327	2:03.649	2	6.794	1:57.591	5	8.769	2:00.674	17	11.181	2:00.249	17	13.145	1:59.421
18	7.878	2:05.200	18	9.827	1:59.073	18	11.475	1:58.914	18	12.660	1:58.773	18	13.721	1:58.518
29	7.976	2:05.298	29	10.037	1:59.185	29	11.897	1:59.126	29	12.924	1:58.615	29	13.874	1:58.407
25	8.062	2:05.384	25	10.456	1:59.518	25	12.234	1:59.044	25	13.539	1:58.893	25	14.865	1:58.783
20	8.117	2:05.439	26	11.154	1:59.913	26	12.612	1:58.724	26	14.344	1:59.320	20	16.236	1:59.132
26	8.365	2:05.687	20	11.430	2:00.437	20	12.832	1:58.668	20	14.561	1:59.317	26	18.339	2:01.452
19	8.765	2:06.087	21	12.822	2:00.718	21	14.129	1:58.573	21	15.231	1:58.690	24	18.669	1:59.218
24	8.807	2:06.129	15	13.410	2:01.527	19	14.831	1:58.394	19	15.740	1:58.497	15	19.600	1:59.256
15	9.007	2:06.329	19	13.703	2:02.062	24	15.524	1:58.657	24	16.908	1:58.972	19	20.445	2:02.162
21	9.228	2:06.550	24	14.133	2:02.450	15	16.397	2:00.253	15	17.801	1:58.992	16	25.114	2:01.195
16	9.932	2:07.254	16	15.031	2:02.223	16	18.542	2:00.777	16	21.376	2:00.422			
11	13.731	2:11.053	11	1:32.102	3:15.495P									

Subject to Technical Scrutineering. For Media Information Purposes - No Regulatory Value.

Weather/Track: Sun 34C / Dry 52C

Portimao

Circuit Length = 4.6530 km.

Start: 12:03 End: 12:25

2010 FIA World Touring Car Championship

RACE 1 - LAP CHART

(contd.)

Lap 6			Lap 7			Lap 8			Lap 9			Lap 10		
No	Behind	Laptime	No	Behind	Laptime	No	Behind	Laptime	No	Behind	Laptime	No	Behind	Laptime
3		1:58.388	3		1:58.517	3		1:58.673	3		1:59.535	3		1:58.037
6	0.540	1:57.708	6	0.290	1:58.267	6	0.253	1:58.636	6	0.549	1:59.831	6	0.636	1:58.124
1	1.385	1:57.691	1	1.278	1:58.410	1	0.910	1:58.305	1	1.118	1:59.743	1	1.227	1:58.146
7	3.036	1:57.928	7	2.548	1:58.029	10	2.345	1:58.056	10	1.343	1:58.533	10	1.646	1:58.340
10	3.393	1:57.858	10	2.962	1:58.086	8	6.741	1:58.418	8	6.417	1:59.211	8	7.512	1:59.132
4	5.520	1:58.315	4	5.787	1:58.784	2	10.380	1:59.804	2	10.112	1:59.267	2	10.906	1:58.831
8	7.378	1:58.109	8	6.996	1:58.135	5	10.987	1:59.302	5	10.851	1:59.399	5	11.817	1:59.003
2	9.283	1:58.404	2	9.249	1:58.483	17	14.303	1:58.739	17	14.635	1:59.867	7	1 LAP	3:21.627
5	9.970	1:58.444	5	10.358	1:58.905	25	18.272	2:01.348	18	18.152	1:59.214	17	16.697	2:00.099
17	13.723	1:58.966	17	14.237	1:59.031	18	18.473	2:02.015	25	18.774	2:00.037	18	19.052	1:58.937
18	14.194	1:58.861	29	15.115	1:59.308	20	18.603	1:59.957	20	19.108	2:00.040	25	20.739	2:00.002
29	14.324	1:58.838	18	15.131	1:59.454	24	21.059	1:59.384	24	20.674	1:59.150	20	21.262	2:00.191
25	15.197	1:58.720	25	15.597	1:58.917	15	22.490	1:59.753	15	22.304	1:59.349	24	21.604	1:58.967
20	16.275	1:58.427	20	17.319	1:59.561	26	23.527	1:59.779	26	23.844	1:59.852	29	25.044	1:59.003
24	19.698	1:59.417	24	20.348	1:59.167	29	25.121	2:08.679	29	24.078	1:58.492	15	25.462	2:01.195
15	20.433	1:59.221	15	21.410	1:59.494	19	25.580	2:00.929	19	25.912	1:59.867	26	26.113	2:00.306
26	21.341	2:01.390	26	22.421	1:59.597	16	34.825	2:02.496	16	36.451	2:01.161	19	27.341	1:59.466
19	21.935	1:59.878	19	23.324	1:59.906	7	49.278	2:45.403P				16	40.468	2:02.054
16	28.297	2:01.571	16	31.002	2:01.222									
11	3 LAPS	8:05.821P												

Subject to Technical Scrutineering. For Media Information Purposes - No Regulatory Value.

Weather/Track: Sun 34C / Dry 52C

Portimao

Circuit Length = 4.6530 km.

Start: 12:03 End: 12:25

2010 FIA World Touring Car Championship
RACE 1 - LAP CHART

(contd.)

Lap 11			Lap 12			Lap 13			Lap 14			Lap 15		
No	Behind	Laptime	No	Behind	Laptime	No	Behind	Laptime	No	Behind	Laptime	No	Behind	Laptime
3		1:58.287												
6	1.032	1:58.683												
1	1.587	1:58.647												
10	1.826	1:58.467												
8	8.807	1:59.582												
2	11.723	1:59.104												
5	12.562	1:59.032												
7	1 LAP	1:59.998												
18	20.173	1:59.408												
25	23.113	2:00.661												
20	23.245	2:00.270												
24	23.642	2:00.325												
29	25.738	1:58.981												
15	26.845	1:59.670												
26	27.248	1:59.422												
19	29.295	2:00.241												
16	44.117	2:01.936												
17	49.343	2:30.933												

Subject to Technical Scrutineering. For Media Information Purposes - No Regulatory Value.

Weather/Track: Sun 34C / Dry 52C

Portimao
 Circuit Length = 4.6530 km.
 Start: 12:03 End: 12:25

2010 FIA World Touring Car Championship

GRID FOR RACE 2

ROW 11		21	BENNANI	
ROW 10	19	VAULKHARD	11	PRIAULX
ROW 9	7	HUFF	4	GENE
ROW 8	17	NYKJAER	16	ROMANOV
ROW 7	26	D'ASTE	15	ENGSTLER
ROW 6	29	TURKINGTON	24	POULSEN
ROW 5	20	O'YOUNG	25	HERNANDEZ
ROW 4	3	MONTEIRO	6	MULLER
ROW 3	1	TARQUINI	10	FARFUS
ROW 2	8	MENU	2	CORONEL
ROW 1	5	MICHELISZ	18	BARTH
POLE				

Cars 19, 11, 21, 7 to back of grid, Stewards decisions 10, 11, 12, 13 refer.
 Weather/Track: Sun 34C / Dry 52C

Portimao
 Circuit Length = 4.6530 km.
 Start: 12:03 End: 12:25

Race Director:	Steward:	Timekeeper:
----------------	----------	-------------

2010 FIA World Touring Car Championship
RACE 2 - PROVISIONAL CLASSIFICATION

POS	NO	CLS	DRIVER / TEAM	NAT	CAR	TIME	LAPS	GAP	KPH	BEST
1	1		Gabriele TARQUINI	ITA	SEAT Leon TDI	21:49.935	11		140.58	1:58.128
2	6		Yvan MULLER	FRA	Chevrolet Cruze	21:51.671	11	1.736	140.40	1:58.300
3	7		Robert HUFF	GBR	Chevrolet Cruze	21:52.522	11	2.587	140.31	1:57.941
4	8		Alain MENU	SUI	Chevrolet Cruze	21:53.179	11	3.244	140.24	1:58.494
5	11		Andy PRIAULX	GBR	BMW 320si	21:53.505	11	3.570	140.20	1:58.006
6	10		Augusto FARFUS	BRA	BMW 320si	21:54.029	11	4.094	140.15	1:58.207
7	2		Tom CORONEL	NED	SEAT Leon TDI	21:56.136	11	6.201	139.92	1:58.081
8	3		Tiago MONTEIRO	POR	SEAT Leon TDI	21:56.448	11	6.513	139.89	1:58.168
9	18		Fredy BARTH	SUI	SEAT Leon TDI	22:00.142	11	10.207	139.50	1:58.274
10	20	I	Darryl O'YOUNG	HKG	Chevrolet Lacetti	22:02.686	11	12.751	139.23	1:59.302
11	29	I	Colin TURKINGTON	GBR	BMW 320si	22:03.544	11	13.609	139.14	1:58.552
12	19	I	Harry VAULKHARD	GBR	Chevrolet Lacetti	22:04.792	11	14.857	139.01	1:58.730
13	21	I	Mehdi BENNANI	MAR	BMW 320si	22:08.035	11	18.100	138.67	1:59.226
14	26	I	Stefano D'ASTE	ITA	BMW 320si	22:09.060	11	19.125	138.56	1:59.481
15	15	I	Franz ENGSTLER	GER	BMW 320si	22:11.206	11	21.271	138.34	1:59.323
16	16	I	Andrei ROMANOV	RUS	BMW 320si	22:25.912	11	35.977	136.83	2:00.904
17	25	I	Sergio HERNANDEZ	ESP	BMW 320si	23:26.306	10	1 LAP	119.04	1:59.244
18	4		Jordi GENE	ESP	SEAT Leon TDI	17:57.958	9	2 LAPS	139.76	1:57.902

NOT CLASSIFIED

5			Norbert MICHELISZ	HUN	SEAT Leon TDI	15:29.481	5	D.N.F.	90.00	1:58.799
17			Michel NYKJAER	DEN	SEAT Leon TDI	6:06.294	3	D.N.F.	136.92	1:58.940
24	I		Kristian POULSEN	DEN	BMW 320si	2:35.515	1	D.N.F.	107.08	

FASTEST LAP

4			Jordi GENE		SEAT Leon TDI	1:57.902	3	88.28mph	142.07kph	
29	I		Colin TURKINGTON		BMW 320si	1:58.552	2	87.79mph	141.29kph	

Subject to Technical Scrutineering. For Media Information Purposes - No Regulatory Value.

Weather/Track: Sun 34C / Dry 44C

Portimao

Circuit Length = 4.6530 km.

Start: 16:48 End: 17:10

Race Director:	Steward:	Timekeeper:	Issued at:
----------------	----------	-------------	------------

2010 FIA World Touring Car Championship
RACE 2 RESULT

POS	NO	CLS	DRIVER / TEAM	NAT	CAR	TIME	LAPS	GAP	KPH	BEST
1	1		Gabriele TARQUINI	ITA	SEAT Leon TDI	21:49.935	11		140.58	1:58.128
2	6		Yvan MULLER	FRA	Chevrolet Cruze	21:51.671	11	1.736	140.40	1:58.300
3	8		Alain MENU	SUI	Chevrolet Cruze	21:53.179	11	3.244	140.24	1:58.494
4	11		Andy PRIAULX	GBR	BMW 320si	21:53.505	11	3.570	140.20	1:58.006
5	10		Augusto FARFUS	BRA	BMW 320si	21:54.029	11	4.094	140.15	1:58.207
6	2		Tom CORONEL	NED	SEAT Leon TDI	21:56.136	11	6.201	139.92	1:58.081
7	3		Tiago MONTEIRO	POR	SEAT Leon TDI	21:56.448	11	6.513	139.89	1:58.168
8	18		Fredy BARTH	SUI	SEAT Leon TDI	22:00.142	11	10.207	139.50	1:58.274
9	20	I	Darryl O'YOUNG	HKG	Chevrolet Lacetti	22:02.686	11	12.751	139.23	1:59.302
10	29	I	Colin TURKINGTON	GBR	BMW 320si	22:03.544	11	13.609	139.14	1:58.552
11	19	I	Harry VAULKHARD	GBR	Chevrolet Lacetti	22:04.792	11	14.857	139.01	1:58.730
12	21	I	Mehdi BENNANI	MAR	BMW 320si	22:08.035	11	18.100	138.67	1:59.226
13	26	I	Stefano D'ASTE	ITA	BMW 320si	22:09.060	11	19.125	138.56	1:59.481
14	15	I	Franz ENGSTLER	GER	BMW 320si	22:11.206	11	21.271	138.34	1:59.323
15	7		Robert HUFF	GBR	Chevrolet Cruze	22:22.522	11	32.587	137.17	1:57.941
16	16	I	Andrei ROMANOV	RUS	BMW 320si	22:25.912	11	35.977	136.83	2:00.904
17	25	I	Sergio HERNANDEZ	ESP	BMW 320si	23:26.306	10	1 LAP	119.04	1:59.244
18	4		Jordi GENE	ESP	SEAT Leon TDI	17:57.958	9	2 LAPS	139.76	1:57.902

NOT CLASSIFIED

5			Norbert MICHELISZ	HUN	SEAT Leon TDI	15:29.481	5	D.N.F.	90.00	1:58.799
17			Michel NYKJAER	DEN	SEAT Leon TDI	6:06.294	3	D.N.F.	136.92	1:58.940
24	I		Kristian POULSEN	DEN	BMW 320si	2:35.515	1	D.N.F.	107.08	

FASTEST LAP

4			Jordi GENE		SEAT Leon TDI	1:57.902	3	88.28mph	142.07kph	
29	I		Colin TURKINGTON		BMW 320si	1:58.552	2	87.79mph	141.29kph	

Car 7, +30s penalty applied, Stewards decision 22 refers.

Weather/Track: Sun 34C / Dry 44C

Portimao

Circuit Length = 4.6530 km.

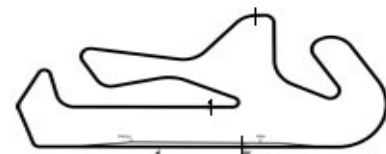
Start: 16:48 End: 17:10

Steward:	Steward:	Steward:	Issued at:
----------	----------	----------	------------

2010 FIA World Touring Car Championship

Race 2 - Sector Analysis Report

Lap	S1 Time	S1 Spd	S2 Time	S2 Spd	S3 Time	S3 Spd	Lap Time	Pit	Lap	S1 Time	S1 Spd	S2 Time	S2 Spd	S3 Time	S3 Spd	Lap Time	Pit
1 TARQUINI ITA SEAT Leon TDI																	
1	40.132	167.7	37.676	118.0	43.074	221.3	2:00.882		7	37.250	158.5	38.133	111.4	43.251	217.7	1:58.634	
2	37.006	154.5	37.952	113.1	43.404	219.5	1:58.362		8	37.238	162.1	38.027	110.0	43.219	216.8	1:58.484	
3	37.834	150.6	38.055	117.1	43.280	220.4	1:59.169		9	37.392	159.2	38.339	109.3	43.557	215.1	1:59.288	
4	37.757	155.8	37.992	110.8	43.280	217.7	1:59.029		10	37.513	158.5	38.202	109.6	43.616	216.8	1:59.331	
5	37.065	164.1	37.905	112.2	43.158	217.7	1:58.128		11	37.487	159.2	38.362	111.6	44.129	211.7	1:59.978	
6	37.160	160.7	38.207	107.8	43.283	220.4	1:58.650										
2 CORONEL NED SEAT Leon TDI																	
1	40.567	161.6	37.800	119.4	43.238	219.5	2:01.605		7	37.429	150.6	38.506	103.6	43.540	218.6	1:59.475	
2	37.055	155.3	37.900	116.9	43.126	220.4	1:58.081		8	37.574	159.5	38.099	112.7	43.691	217.7	1:59.364	
3	37.717	155.3	38.273	110.3	43.491	221.3	1:59.481		9	38.197	156.2	38.564	112.9	44.398	220.4	2:01.159	
4	38.655	143.0	38.349	111.8	43.406	219.5	2:00.410		10	37.958	159.5	38.131	114.5	43.833	218.6	1:59.922	
5	37.291	161.4	38.051	109.3	43.311	220.4	1:58.653		11	37.205	163.3	38.097	117.1	43.769	218.6	1:59.071	
6	37.221	160.2	38.146	110.4	43.548	220.4	1:58.915										
3 MONTEIRO POR SEAT Leon TDI																	
1	41.585	149.7	38.208	114.6	42.962	219.5	2:02.755		7	37.196	156.5	38.071	110.0	43.455	221.3	1:58.722	
2	36.984	152.1	38.315	110.0	42.869	220.4	1:58.168		8	37.520	157.2	38.255	112.8	43.581	221.3	1:59.356	
3	37.355	158.3	38.032	107.1	43.449	219.5	1:58.836		9	38.919	151.8	38.614	115.8	43.654	220.4	2:01.187	
4	38.376	148.5	39.246	111.6	43.384	218.6	2:01.006		10	37.809	158.5	38.147	116.1	43.959	220.4	1:59.915	
5	37.000	161.4	38.113	113.9	43.732	218.6	1:58.845		11	37.353	164.6	38.115	114.3	43.633	221.3	1:59.101	
6	37.147	161.4	37.865	110.7	43.545	218.6	1:58.557										
4 GENE ESP SEAT Leon TDI																	
1	43.805	155.6	38.900	125.5	43.337	222.2	2:06.042		6	37.307	157.8	38.406	115.6	43.467	219.5	1:59.180	
2	37.353	154.2	38.924	121.4	43.404	218.6	1:59.681		7	37.080	161.1	38.027	114.3	43.592	220.4	1:58.699	
3	36.889	160.4	37.685	119.6	43.328	221.3	1:57.902		8	37.393	159.0	38.102	113.6	43.768	217.7	1:59.263	
4	37.022	161.1	38.205	116.1	43.291	222.2	1:58.518		9	37.492	155.6	38.509	111.7	43.617	220.4	1:59.618	
5	37.116	161.6	37.912	121.0	44.027	222.2	1:59.055										
5 MICHELISZ HUN SEAT Leon TDI																	
1	38.653	169.0	38.036	108.4	43.185	216.0	1:59.874		4	39.308	153.1	42.876	99.9	52.027		2:14.211 Pit	
2	37.270	165.1	37.987	115.0	43.542	213.4	1:58.799		5	5:41.028	170.8	42.167	100.6	54.018		7:17.213 Pit	
3	37.664	165.6	38.131	112.0	43.589	209.3	1:59.384										
6 MULLER FRA Chevrolet Cruze																	
1	40.886	164.3	37.884	113.6	43.098	220.4	2:01.868		7	37.380	169.5	38.331	107.1	43.149	217.7	1:58.860	
2	37.107	166.9	38.015	111.7	43.178	219.5	1:58.300		8	37.367	165.3	38.125	107.2	43.137	216.8	1:58.629	
3	37.723	160.2	38.200	109.8	43.289	220.4	1:59.212		9	37.488	169.5	38.265	107.4	43.174	216.8	1:58.927	
4	37.993	164.1	38.413	109.6	43.200	218.6	1:59.606		10	37.452	161.1	38.339	109.7	43.247	218.6	1:59.038	
5	37.354	171.1	38.111	111.6	43.171	217.7	1:58.636		11	37.727	160.2	38.488	108.4	43.369	216.0	1:59.584	
6	37.326	166.1	38.234	112.2	43.451	218.6	1:59.011										



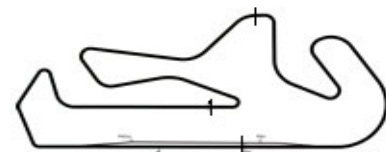
Weather/Track: Sun 34C / Dry 44C

Circuit Length - 4.653 kilometres
Portimao

2010 FIA World Touring Car Championship

Race 2 - Sector Analysis Report

Lap	S1 Time	S1 Spd	S2 Time	S2 Spd	S3 Time	S3 Spd	Lap Time	Pit	Lap	S1 Time	S1 Spd	S2 Time	S2 Spd	S3 Time	S3 Spd	Lap Time	Pit
7 HUFF GBR Chevrolet Cruze																	
1	43.199	159.5	38.138	117.5	43.292	222.2	2:04.629		7	37.086	161.4	38.377	106.9	43.288	221.3	1:58.751	
2	37.823	164.1	37.582	117.7	43.524	217.7	1:58.929		8	37.383	160.0	38.408	108.2	43.354	221.3	1:59.145	
3	36.937	166.6	37.979	110.8	43.025	219.5	1:57.941		9	37.817	155.3	38.101	115.7	43.395	218.6	1:59.313	
4	36.998	152.7	39.209	112.5	43.453	220.4	1:59.660		10	37.148	169.0	37.934	108.4	43.152	220.4	1:58.234	
5	37.075	165.8	38.017	111.4	44.020	221.3	1:59.112		11	37.122	170.3	38.133	107.8	43.265	218.6	1:58.520	
6	37.104	164.6	38.029	106.9	43.155	220.4	1:58.288										
8 MENU SUI Chevrolet Cruze																	
1	39.755	174.1	37.770	121.5	42.873	217.7	2:00.398		7	38.055	168.4	38.511	109.0	43.425	217.7	1:59.991	
2	37.091	170.8	37.919	119.8	43.484	218.6	1:58.494		8	37.526	167.1	38.186	113.6	43.407	218.6	1:59.119	
3	37.848	166.1	38.066	118.9	43.284	218.6	1:59.198		9	37.394	173.6	38.304	111.3	43.465	216.8	1:59.163	
4	38.683	160.0	38.212	114.4	43.227	216.8	2:00.122		10	37.454	165.1	38.191	112.6	43.386	217.7	1:59.031	
5	37.473	170.3	37.990	117.9	43.487	217.7	1:58.950		11	37.463	167.7	38.756	112.0	43.514	218.6	1:59.733	
6	37.468	166.1	38.114	116.8	43.398	217.7	1:58.980										
10 FARFUS BRA BMW 320si																	
1	41.273	155.1	38.233	120.3	42.724	222.2	2:02.230		7	37.238	162.8	38.335	110.6	43.073	222.2	1:58.646	
2	37.184	157.6	38.337	120.2	42.686	221.3	1:58.207		8	37.562	156.2	38.509	114.4	43.044	220.4	1:59.115	
3	38.199	158.3	38.142	114.4	43.027	222.2	1:59.368		9	38.042	159.0	38.424	116.7	43.420	220.4	1:59.886	
4	38.203	149.3	38.915	115.7	42.771	216.8	1:59.889		10	37.785	162.4	37.983	113.0	42.895	221.3	1:58.663	
5	37.619	160.7	38.735	111.1	44.713	221.3	2:01.067		11	37.341	162.8	38.150	111.1	42.961	219.5	1:58.452	
6	37.456	160.7	38.134	111.0	42.916	221.3	1:58.506										
11 PRIAULX GBR BMW 320si																	
1	43.585	159.7	38.643	123.0	43.073	221.3	2:05.301		7	37.180	163.6	38.343	115.1	43.083	222.2	1:58.606	
2	38.037	165.1	38.350	121.4	43.022	217.7	1:59.409		8	37.634	159.7	38.169	116.8	43.393	221.3	1:59.196	
3	37.122	170.0	37.949	116.3	42.935	220.4	1:58.006		9	38.095	160.9	38.188	121.5	43.502	217.7	1:59.785	
4	37.238	163.3	38.313	117.4	43.239	220.4	1:58.790		10	37.414	171.1	37.972	117.7	43.139	218.6	1:58.525	
5	37.229	168.4	38.076	117.2	43.736	219.5	1:59.041		11	37.329	167.9	37.942	115.7	43.104	218.6	1:58.375	
6	37.345	163.8	38.028	117.1	43.098	219.5	1:58.471										
15 ENGSTLER GER BMW 320si I																	
1	44.611	145.1	39.296	115.1	43.943	217.7	2:07.850		7	37.693	162.1	38.982	115.8	44.029	213.4	2:00.704	
2	38.571	164.3	38.726	109.5	43.692	215.1	2:00.989		8	37.820	164.1	38.455	105.5	43.550	215.1	1:59.825	
3	39.881	160.2	38.372	110.2	43.493	216.8	2:01.746		9	38.034	152.1	38.717	106.3	43.662	213.4	2:00.413	
4	37.645	156.5	38.323	109.9	43.355	216.0	1:59.323		10	37.825	162.1	38.541	109.0	43.478	214.2	1:59.844	
5	38.446	154.7	38.662	110.1	43.315	217.7	2:00.423		11	37.780	163.8	38.684	104.1	43.419	216.8	1:59.883	
6	37.886	160.4	38.490	118.8	43.830	214.2	2:00.206										

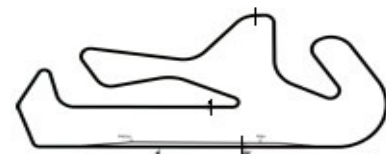


Weather/Track: Sun 34C / Dry 44C

Circuit Length - 4.653 kilometres
Portimao

2010 FIA World Touring Car Championship Race 2 - Sector Analysis Report

Lap	S1 Time	S1 Spd	S2 Time	S2 Spd	S3 Time	S3 Spd	Lap Time	Pit	Lap	S1 Time	S1 Spd	S2 Time	S2 Spd	S3 Time	S3 Spd	Lap Time	Pit
16 ROMANOV RUS BMW 320si									I								
1	45.003	145.9	40.234	115.5	44.137	218.6	2:09.374		7	38.500	162.6	38.611	109.0	44.016	212.5	2:01.127	
2	38.373	167.1	38.863	110.7	43.971	217.7	2:01.207		8	38.495	156.7	39.129	102.3	43.938	210.9	2:01.562	
3	38.435	147.1	39.561	111.6	43.936	218.6	2:01.932		9	38.540	167.1	39.620	104.1	44.158	209.3	2:02.318	
4	37.942	166.6	38.733	112.9	44.229	210.1	2:00.904		10	38.490	159.5	39.014	106.8	43.783	212.5	2:01.287	
5	38.093	177.0	40.933	104.6	43.799	214.2	2:02.825		11	38.189	165.1	39.441	110.3	44.282	208.4	2:01.912	
6	38.318	148.3	39.341	102.2	43.805	211.7	2:01.464										
17 NYKJAER DEN SEAT Leon TDI																	
1	44.116	146.5	39.491	116.4	43.377	221.3	2:06.984		3	37.388	160.7	38.172	112.0	43.380	212.5	1:58.940	
2	37.157	145.9	39.341	118.3	43.872	214.2	2:00.370										
18 BARTH SUI SEAT Leon TDI																	
1	41.950	152.1	38.350	116.1	43.584	216.0	2:03.884		7	37.344	160.2	37.909	118.5	43.962	217.7	1:59.215	
2	39.540	161.1	39.522	120.6	43.462	220.4	2:02.524		8	37.482	156.7	38.168	118.0	44.152	217.7	1:59.802	
3	37.076	155.8	37.903	113.2	43.295	220.4	1:58.274		9	37.654	167.7	38.522	107.2	43.843	215.1	2:00.019	
4	37.236	162.4	38.073	116.3	43.563	219.5	1:58.872		10	37.616	160.9	38.117	111.9	43.691	218.6	1:59.424	
5	37.586	154.5	38.229	109.8	43.511	218.6	1:59.326		11	37.365	158.3	38.444	105.8	43.766	217.7	1:59.575	
6	37.542	157.2	38.250	107.1	43.435	218.6	1:59.227										
19 VAULKHARD GBR Chevrolet Lacetti									I								
1	44.980	157.6	39.389	118.3	43.690	219.5	2:08.059		7	37.270	170.0	38.352	110.9	43.780	217.7	1:59.402	
2	37.984	161.1	39.616	115.6	43.269	216.8	2:00.869		8	37.588	161.9	38.437	110.6	43.652	218.6	1:59.677	
3	37.873	160.0	38.057	116.6	43.454	220.4	1:59.384		9	37.457	165.1	38.441	113.2	43.442	220.4	1:59.340	
4	37.176	162.8	38.066	107.2	43.488	221.3	1:58.730		10	37.494	165.1	38.182	113.7	44.529	217.7	2:00.205	
5	37.442	167.4	38.353	113.8	43.847	213.4	1:59.642		11	37.870	159.7	38.498	111.1	43.730	218.6	2:00.098	
6	37.601	162.4	38.290	113.5	43.495	218.6	1:59.386										
20 O'YOUNG HKG Chevrolet Lacetti									I								
1	43.009	165.1	38.042	125.1	43.343	222.2	2:04.394		7	37.517	173.3	38.344	120.3	43.653	218.6	1:59.514	
2	39.296	155.8	39.463	119.8	44.562	213.4	2:03.321		8	37.566	167.9	38.165	115.8	43.571	217.7	1:59.302	
3	38.072	161.1	38.063	118.2	43.411	218.6	1:59.546		9	37.578	172.2	38.263	116.7	43.647	219.5	1:59.488	
4	37.613	170.6	38.174	111.9	43.563	216.8	1:59.350		10	37.701	166.9	38.177	116.4	43.573	218.6	1:59.451	
5	37.499	170.8	38.205	120.3	43.736	220.4	1:59.440		11	37.513	167.9	38.226	113.7	43.760	215.1	1:59.499	
6	37.404	169.0	38.265	115.2	43.712	217.7	1:59.381										
21 BENNANI MAR BMW 320si									I								
1	45.704	151.2	39.335	121.8	43.911	216.8	2:08.950		7	37.570	177.6	38.742	106.5	43.562	216.8	1:59.874	
2	37.622	171.9	39.793	110.9	43.626	217.7	2:01.041		8	37.720	165.1	38.565	107.7	43.347	217.7	1:59.632	
3	38.539	164.6	38.207	118.2	43.294	217.7	2:00.040		9	37.485	163.6	38.577	108.8	43.260	217.7	1:59.322	
4	37.690	170.0	38.331	109.1	43.375	216.8	1:59.396		10	37.916	167.4	38.613	109.3	43.617	213.4	2:00.146	
5	37.556	168.4	38.331	105.8	43.339	219.5	1:59.226		11	37.769	169.2	38.629	107.5	43.837	216.8	2:00.235	
6	37.620	167.4	38.827	111.6	43.726	217.7	2:00.173										



Weather/Track: Sun 34C / Dry 44C

Circuit Length - 4.653 kilometres
Portimao

2010 FIA World Touring Car Championship

Race 2 - Sector Analysis Report

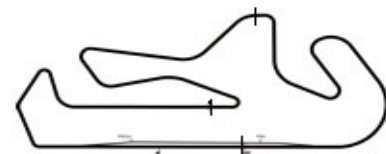
Lap S1 Time S1 Spd S2 Time S2 Spd S3 Time S3 Spd Lap Time Pit Lap S1 Time S1 Spd S2 Time S2 Spd S3 Time S3 Spd Lap Time Pit

24 POULSEN						DEN		BMW 320si				I
1	43.551	152.7	39.615	134.9	1:12.349		2:35.515	Pit				

25 HERNANDEZ						ESP		BMW 320si				I				
1	42.274	155.3	38.418	121.7	43.422	219.5	2:04.114		7	37.909	171.4	38.311	117.5	43.508	208.4	1:59.728
2	38.713	160.0	39.206	120.3	50.382		2:08.301	Pit	8	37.688	173.0	38.122	113.4	43.653	208.4	1:59.463
3	2:11.262	167.7	39.089	119.1	48.039		3:38.390	Pit	9	37.746	166.6	38.174	116.9	44.968	209.3	2:00.888
4	2:16.130	165.3	37.964	121.4	43.520	208.4	3:37.614		10	37.568	172.2	38.271	118.7	43.405	209.3	1:59.244
5	37.672	169.0	38.325	116.9	43.301	209.3	1:59.298									
6	37.609	171.9	38.191	115.0	43.466	206.1	1:59.266									

26 D'ASTE						ITA		BMW 320si				I				
1	43.318	143.8	39.913	116.6	46.489	218.6	2:09.720		7	37.719	159.7	38.709	122.3	44.232	216.0	2:00.660
2	37.275	162.8	39.057	115.4	43.149	218.6	1:59.481		8	37.728	163.3	38.367	117.1	43.445	215.1	1:59.540
3	38.242	159.5	38.271	115.4	43.145	216.8	1:59.658		9	37.708	165.8	38.160	119.1	43.816	214.2	1:59.684
4	37.510	157.4	38.755	115.4	43.237	213.4	1:59.502		10	37.871	172.2	38.215	118.2	45.547	215.1	2:01.633
5	37.666	164.1	38.386	114.6	43.534	216.0	1:59.586		11	37.918	167.7	38.523	111.9	43.650	216.8	2:00.091
6	37.660	160.4	38.340	116.0	43.505	213.4	1:59.505									

29 TURKINGTON						GBR		BMW 320si				I				
1	52.613	155.6	38.239	117.1	43.108	214.2	2:13.960		7	37.343	168.4	38.833	118.7	43.486	216.0	1:59.662
2	37.591	163.6	38.038	111.0	42.923	217.7	1:58.552		8	37.457	167.9	38.084	114.3	43.278	215.1	1:58.819
3	37.646	155.8	38.146	116.4	42.996	220.4	1:58.788		9	37.506	163.6	38.078	113.6	43.262	216.0	1:58.846
4	37.343	161.1	38.226	110.6	43.116	219.5	1:58.685		10	37.408	169.5	38.035	114.5	43.642	216.8	1:59.085
5	38.217	166.1	38.041	111.1	43.154	219.5	1:59.412		11	37.660	164.1	38.187	111.3	43.263	218.6	1:59.110
6	37.357	165.6	38.019	116.2	43.249	217.7	1:58.625									

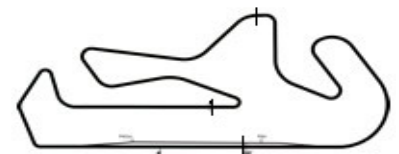


Weather/Track: Sun 34C / Dry 44C

Circuit Length - 4.653 kilometres
Portimao

2010 FIA World Touring Car Championship Race 2 - Best Sector Speeds Report

SECTOR 1				SECTOR 2				SECTOR 3				
POS	NO	NAME	SPEED	LAP	NO	NAME	SPEED	LAP	NO	NAME	SPEED	LAP
1	21	BENNANI	177.6	7	24	POULSEN	134.9	1	4	GENE	222.2	1
2	16	ROMANOV	177.0	5	4	GENE	125.5	1	7	HUFF	222.2	1
3	8	MENU	174.1	1	20	O'YOUNG	125.1	1	10	FARFUS	222.2	1
4	20	O'YOUNG	173.3	7	11	PRIAULX	123.0	1	11	PRIAULX	222.2	7
5	25	HERNANDEZ	173.0	8	26	D'ASTE	122.3	7	20	O'YOUNG	222.2	1
6	26	D'ASTE	172.2	10	21	BENNANI	121.8	1	1	TARQUINI	221.3	1
7	6	MULLER	171.1	5	25	HERNANDEZ	121.7	1	2	CORONEL	221.3	3
8	11	PRIAULX	171.1	10	8	MENU	121.5	1	3	MONTEIRO	221.3	7
9	5	MICHELISZ	170.8	5	18	BARTH	120.6	2	17	NYKJAER	221.3	1
10	7	HUFF	170.3	11	10	FARFUS	120.3	1	19	VAULKHARD	221.3	4
11	19	VAULKHARD	170.0	7	2	CORONEL	119.4	1	6	MULLER	220.4	1
12	29	TURKINGTON	169.5	10	15	ENGSTLER	118.8	6	18	BARTH	220.4	2
13	1	TARQUINI	167.7	1	29	TURKINGTON	118.7	7	29	TURKINGTON	220.4	3
14	18	BARTH	167.7	9	17	NYKJAER	118.3	2	21	BENNANI	219.5	5
15	3	MONTEIRO	164.6	11	19	VAULKHARD	118.3	1	25	HERNANDEZ	219.5	1
16	15	ENGSTLER	164.3	2	1	TARQUINI	118.0	1	8	MENU	218.6	2
17	2	CORONEL	163.3	11	7	HUFF	117.7	2	16	ROMANOV	218.6	1
18	10	FARFUS	162.8	7	3	MONTEIRO	116.1	10	26	D'ASTE	218.6	1
19	4	GENE	161.6	5	16	ROMANOV	115.5	1	15	ENGSTLER	217.7	1
20	17	NYKJAER	160.7	3	5	MICHELISZ	115.0	2	5	MICHELISZ	216.0	1
21	24	POULSEN	152.7	1	6	MULLER	113.6	1				



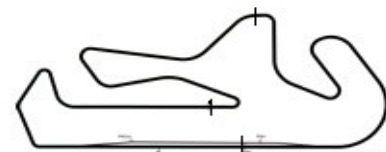
Weather/Track: Sun 34C / Dry 44C

Circuit Length - 4.653 kilometres
Portimao

2010 FIA World Touring Car Championship Race 2 - Best Sector Times Report

POS	SECTOR 1			SECTOR 2			SECTOR 3			NO	NAME	IDEAL/BEST LAP COMPARISON			DIFF
	NO	TIME	LAP	NO	TIME	LAP	NO	TIME	LAP			IDEAL	BEST	LAP	
1	4	36.889	3	7	37.582	2	10	42.686	2	7	HUFF	1:57.544	1:57.941	3	+ 0.397
2	7	36.937	3	1	37.676	1	3	42.869	2	3	MONTEIRO	1:57.718	1:58.168	2	+ 0.450
3	3	36.984	2	4	37.685	3	8	42.873	1	8	MENU	1:57.734	1:58.494	2	+ 0.760
4	1	37.006	2	8	37.770	1	29	42.923	2	1	TARQUINI	1:57.756	1:58.128	5	+ 0.372
5	2	37.055	2	2	37.800	1	11	42.935	3	10	FARFUS	1:57.853	1:58.207	2	+ 0.354
6	18	37.076	3	3	37.865	6	7	43.025	3	4	GENE	1:57.865	1:57.902	3	+ 0.037
7	8	37.091	2	6	37.884	1	1	43.074	1	2	CORONEL	1:57.981	1:58.081	2	+ 0.100
8	6	37.107	2	18	37.903	3	6	43.098	1	11	PRIAULX	1:57.999	1:58.006	3	+ 0.007
9	11	37.122	3	11	37.942	11	2	43.126	2	6	MULLER	1:58.089	1:58.300	2	+ 0.211
10	17	37.157	2	25	37.964	4	26	43.145	3	18	BARTH	1:58.274	1:58.274	3	+ 0.000
11	19	37.176	4	10	37.983	10	5	43.185	1	29	TURKINGTO	1:58.285	1:58.552	2	+ 0.267
12	10	37.184	2	5	37.987	2	21	43.260	9	5	MICHELISZ	1:58.442	1:58.799	2	+ 0.357
13	5	37.270	2	29	38.019	6	19	43.269	2	19	VAULKHARD	1:58.502	1:58.730	4	+ 0.228
14	26	37.275	2	20	38.042	1	4	43.291	4	26	D'ASTE	1:58.580	1:59.481	2	+ 0.901
15	29	37.343	4	19	38.057	3	18	43.295	3	17	NYKJAER	1:58.706	1:58.940	3	+ 0.234
16	20	37.404	6	26	38.160	9	25	43.301	5	20	O'YOUNG	1:58.789	1:59.302	8	+ 0.513
17	21	37.485	9	17	38.172	3	15	43.315	5	25	HERNANDEZ	1:58.833	1:59.244	10	+ 0.411
18	25	37.568	10	21	38.207	3	20	43.343	1	21	BENNANI	1:58.952	1:59.226	5	+ 0.274
19	15	37.645	4	15	38.323	4	17	43.377	1	15	ENGSTLER	1:59.283	1:59.323	4	+ 0.040
20	16	37.942	4	16	38.611	7	16	43.783	10	16	ROMANOV	2:00.336	2:00.904	4	+ 0.568
21	24	43.551	1	24	39.615	1	24	1:12.349	1	24	POULSEN	2:35.515	2:35.515	1	+ 0.000

'Perfect Lap' - 1:57.157



Weather/Track: Sun 34C / Dry 44C

Circuit Length - 4.653 kilometres
Portimao

2010 FIA World Touring Car Championship

RACE 2 - LAP CHART

Lap 1			Lap 2			Lap 3			Lap 4			Lap 5		
No	Behind	Laptime	No	Behind	Laptime	No	Behind	Laptime	No	Behind	Laptime	No	Behind	Laptime
5		1:59.874	5		1:58.799	5		1:59.384	1		1:59.029	1		1:58.128
8	0.524	2:00.398	8	0.219	1:58.494	8	0.033	1:59.198	8	0.770	2:00.122	8	1.592	1:58.950
1	1.008	2:00.882	1	0.571	1:58.362	1	0.356	1:59.169	6	1.544	1:59.606	6	2.052	1:58.636
2	1.731	2:01.605	2	1.013	1:58.081	2	1.110	1:59.481	2	2.135	2:00.410	2	2.660	1:58.653
6	1.994	2:01.868	6	1.495	1:58.300	6	1.323	1:59.212	10	2.252	1:59.889	3	4.040	1:58.845
10	2.356	2:02.230	10	1.764	1:58.207	3	1.702	1:58.836	3	3.323	2:01.006	7	4.701	1:59.112
3	2.881	2:02.755	3	2.250	1:58.168	10	1.748	1:59.368	7	3.717	1:59.660	11	4.977	1:59.041
18	4.010	2:03.884	7	4.885	1:58.929	7	3.442	1:57.941	11	4.064	1:58.790	10	5.191	2:01.067
25	4.240	2:04.114	11	6.037	1:59.409	11	4.659	1:58.006	4	4.701	1:58.518	4	5.628	1:59.055
20	4.520	2:04.394	4	7.050	1:59.681	4	5.568	1:57.902	18	6.112	1:58.872	18	7.310	1:59.326
7	4.755	2:04.629	18	7.735	2:02.524	18	6.625	1:58.274	20	9.169	1:59.350	20	10.481	1:59.440
11	5.427	2:05.301	17	8.681	2:00.370	17	8.237	1:58.940	19	9.600	1:58.730	19	11.114	1:59.642
4	6.168	2:06.042	20	9.042	2:03.321	20	9.204	1:59.546	26	10.919	1:59.502	26	12.377	1:59.586
17	7.110	2:06.984	15	10.166	2:00.989	19	10.255	1:59.384	21	11.985	1:59.396	21	13.083	1:59.226
15	7.976	2:07.850	19	10.255	2:00.869	26	10.802	1:59.658	15	12.466	1:59.323	29	13.827	1:59.412
19	8.185	2:08.059	26	10.528	1:59.481	21	11.974	2:00.040	29	12.543	1:58.685	15	14.761	2:00.423
21	9.076	2:08.950	21	11.318	2:01.041	15	12.528	2:01.746	5	14.826	2:14.211P	16	20.672	2:02.825
16	9.500	2:09.374	16	11.908	2:01.207	29	13.243	1:58.788	16	15.975	2:00.904	25	1 LAP	3:37.614
26	9.846	2:09.720	25	13.742	2:08.301P	16	14.456	2:01.932						
29	14.086	2:13.960	29	13.839	1:58.552	25	1:52.748	3:38.390P						
24	35.641	2:35.515P												

Subject to Technical Scrutineering. For Media Information Purposes - No Regulatory Value.

Weather/Track: Sun 34C / Dry 44C

Portimao

Circuit Length = 4.6530 km.

Start: 16:48 End: 17:10

2010 FIA World Touring Car Championship

RACE 2 - LAP CHART

(contd.)

Lap 6			Lap 7			Lap 8			Lap 9			Lap 10		
No	Behind	Laptime	No	Behind	Laptime	No	Behind	Laptime	No	Behind	Laptime	No	Behind	Laptime
1		1:58.650	1		1:58.634	1		1:58.484	1		1:59.288	1		1:59.331
8	1.922	1:58.980	6	2.639	1:58.860	6	2.784	1:58.629	6	2.423	1:58.927	6	2.130	1:59.038
6	2.413	1:59.011	8	3.279	1:59.991	8	3.914	1:59.119	8	3.789	1:59.163	8	3.489	1:59.031
2	2.925	1:58.915	2	3.766	1:59.475	2	4.646	1:59.364	7	5.142	1:59.313	7	4.045	1:58.234
3	3.947	1:58.557	3	4.035	1:58.722	3	4.907	1:59.356	11	5.979	1:59.785	11	5.173	1:58.525
7	4.339	1:58.288	7	4.456	1:58.751	7	5.117	1:59.145	10	6.288	1:59.886	10	5.620	1:58.663
11	4.798	1:58.471	11	4.770	1:58.606	11	5.482	1:59.196	2	6.517	2:01.159	2	7.108	1:59.922
10	5.047	1:58.506	10	5.059	1:58.646	10	5.690	1:59.115	3	6.806	2:01.187	3	7.390	1:59.915
4	6.158	1:59.180	4	6.223	1:58.699	4	7.002	1:59.263	4	7.332	1:59.618	18	10.610	1:59.424
18	7.887	1:59.227	18	8.468	1:59.215	18	9.786	1:59.802	18	10.517	2:00.019	20	13.230	1:59.451
20	11.212	1:59.381	20	12.092	1:59.514	20	12.910	1:59.302	20	13.110	1:59.488	29	14.477	1:59.085
19	11.850	1:59.386	19	12.618	1:59.402	19	13.811	1:59.677	19	13.863	1:59.340	19	14.737	2:00.205
26	13.232	1:59.505	29	14.830	1:59.662	29	15.165	1:58.819	29	14.723	1:58.846	21	17.843	2:00.146
29	13.802	1:58.625	26	15.258	2:00.660	26	16.314	1:59.540	26	16.710	1:59.684	26	19.012	2:01.633
21	14.606	2:00.173	21	15.846	1:59.874	21	16.994	1:59.632	21	17.028	1:59.322	15	21.366	1:59.844
15	16.317	2:00.206	15	18.387	2:00.704	15	19.728	1:59.825	15	20.853	2:00.413	16	34.043	2:01.287
16	23.486	2:01.464	16	25.979	2:01.127	16	29.057	2:01.562	16	32.087	2:02.318	25	1 LAP	2:00.888
25	1 LAP	1:59.298	25	1 LAP	1:59.266	25	1 LAP	1:59.728	25	1 LAP	1:59.463			
			5	2 LAPS	7:17.213P									

Subject to Technical Scrutineering. For Media Information Purposes - No Regulatory Value.

Weather/Track: Sun 34C / Dry 44C

Portimao

Circuit Length = 4.6530 km.

Start: 16:48 End: 17:10

**2010 FIA World Touring Car Championship
RACE 2 - LAP CHART**

(contd.)

Lap 11			Lap 12			Lap 13			Lap 14			Lap 15		
No	Behind	Laptime	No	Behind	Laptime	No	Behind	Laptime	No	Behind	Laptime	No	Behind	Laptime
1		1:59.978												
6	1.736	1:59.584												
7	2.587	1:58.520												
8	3.244	1:59.733												
11	3.570	1:58.375												
10	4.094	1:58.452												
2	6.201	1:59.071												
3	6.513	1:59.101												
18	10.207	1:59.575												
20	12.751	1:59.499												
29	13.609	1:59.110												
19	14.857	2:00.098												
21	18.100	2:00.235												
26	19.125	2:00.091												
15	21.271	1:59.883												
16	35.977	2:01.912												
25	1 LAP	1:59.244												

Subject to Technical Scrutineering. For Media Information Purposes - No Regulatory Value.

Weather/Track: Sun 34C / Dry 44C

Portimao
Circuit Length = 4.6530 km.
Start: 16:48 End: 17:10