



WTCC

FIA World Touring Car Championship

Rounds 13 & 14
Brno, Czech Republic
31 July – 1 August 2010



Timing and Results by MST Systems Ltd

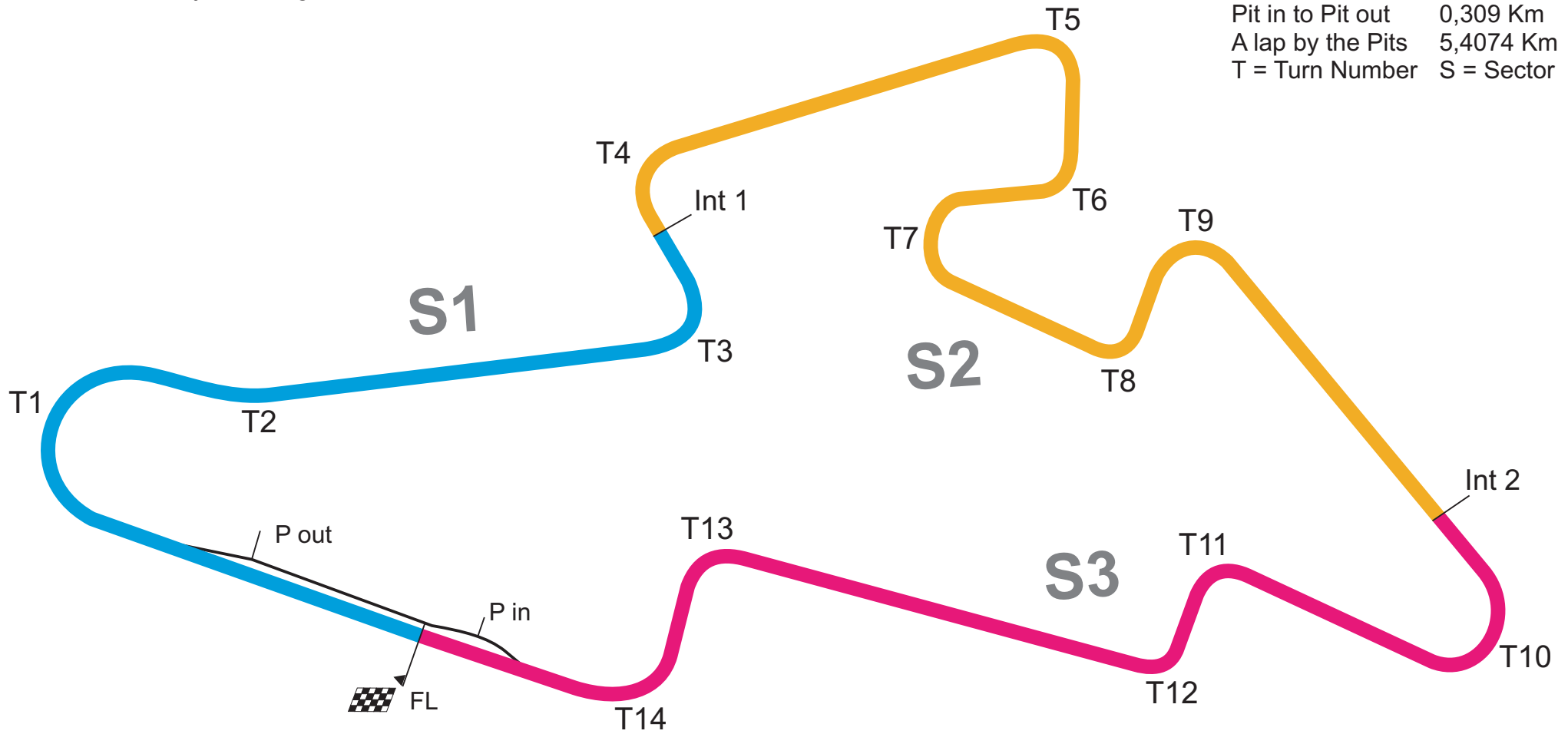
www.fiawtcc.com

www.mstworld.com



Brno, Czech Republic
31st July - 1st August 2010

—▲	Start Line
▣	Finish "Line"
Start Line Offset	0,0 m
Int 1 = @	1,600 Km
Int 2 = @	3,500 Km
Circuit Centerline	5,403 Km
Pit in @	5,337 Km
Pit out @	+0,243 Km
Pit in to Pit out	0,309 Km
A lap by the Pits	5,4074 Km
T = Turn Number	S = Sector



2010 FIA World Touring Car Championship

FREE PRACTICE 1

POS	NO	CL	DRIVER	NAT	CAR	TIME	LAPS	GAP	KPH
1	8		Alain MENU	SUI	Chevrolet Cruze	2:11.500	10		147.91
2	1		Gabriele TARQUINI	ITA	SEAT Leon TDI	2:11.708	9	0.208	147.68
3	7		Robert HUFF	GBR	Chevrolet Cruze	2:11.866	9	0.366	147.50
4	29	I	Colin TURKINGTON	GBR	BMW 320si	2:12.053	15	0.553	147.29
5	4		Jordi GENE	ESP	SEAT Leon TDI	2:12.060	9	0.560	147.28
6	11		Andy PRIAULX	GBR	BMW 320si	2:12.127	11	0.627	147.21
7	5		Norbert MICHELISZ	HUN	SEAT Leon TDI	2:12.284	11	0.784	147.03
8	26	I	Stefano D'ASTE	ITA	BMW 320si	2:12.293	14	0.793	147.02
9	10		Augusto FARFUS	BRA	BMW 320si	2:12.301	12	0.801	147.01
10	25	I	Sergio HERNANDEZ	ESP	BMW 320si	2:12.307	13	0.807	147.01
11	3		Tiago MONTEIRO	POR	SEAT Leon TDI	2:12.465	9	0.965	146.83
12	20	I	Darryl O'YOUNG	HKG	Chevrolet Lacetti	2:12.541	12	1.041	146.75
13	17		Michel NYKJAER	DEN	SEAT Leon TDI	2:12.568	13	1.068	146.72
14	2		Tom CORONEL	NED	SEAT Leon TDI	2:12.675	11	1.175	146.60
15	15	I	Franz ENGSTLER	GER	BMW 320si	2:12.720	13	1.220	146.55
16	6		Yvan MULLER	FRA	Chevrolet Cruze	2:13.010	10	1.510	146.23
17	24	I	Kristian POULSEN	DEN	BMW 320si	2:13.301	13	1.801	145.91
18	18		Fredy BARTH	SUI	SEAT Leon TDI	2:13.568	12	2.068	145.62
19	19	I	Harry VAULKHARD	GBR	Chevrolet Lacetti	2:13.613	11	2.113	145.57
20	21	I	Mehdi BENNANI	MAR	BMW 320si	2:14.558	12	3.058	144.55
21	16	I	Andrei ROMANOV	RUS	BMW 320si	2:15.500	13	4.000	143.54
22	33	I	Fabio FABIANI	ITA	BMW 320si	2:18.229	12	6.729	140.71

For Media Information Purposes - No Regulatory Value.
Weather/Track: Cloud 15C / Dry 18C

Brno
Circuit Length = 5.4030 km.
Start: 08:30 End: 09:00

Race Director:	Steward:	Timekeeper:
----------------	----------	-------------

2010 FIA World Touring Car Championship

Free Practice 1 - Sector Analysis Report

Lap	S1 Time	S1 Spd	S2 Time	S2 Spd	S3 Time	S3 Spd	Lap Time	Pit	Lap	S1 Time	S1 Spd	S2 Time	S2 Spd	S3 Time	S3 Spd	Lap Time	Pit
1 TARQUINI ITA SEAT Leon TDI																	
1	10:53.798	109.2	58.190	178.2	1:05.993		12:57.981	Pit	6	9:35.991	113.0	53.201	190.1	50.344	187.1	11:19.536	
2	3:49.265	112.3	53.083	172.8	53.568	174.7	5:35.916		7	34.395	133.1	50.692	193.5	49.446	187.1	2:14.533	
3	39.532	109.3	53.071	146.1	51.106	186.2	2:23.709		8	34.477	132.8	48.541	197.0	48.690	187.1	2:11.708	
4	34.674	132.5	48.235	194.9	48.810	185.8	2:11.719		9	34.818	121.8	51.097	181.8	1:36.305		3:02.220	Pit
5	34.662	132.8	48.376	195.6	1:02.698		2:25.736	Pit									
2 CORONEL NED SEAT Leon TDI																	
1	11:00.869	106.9	1:00.794	150.6	1:13.134		13:14.797	Pit	7	4:22.242	93.1	1:00.688	191.4	50.334	187.5	6:13.264	
2	3:33.103	117.0	53.072	180.0	53.505	167.4	5:19.680		8	34.703	132.6	48.995	194.9	49.544	185.2	2:13.242	
3	39.767	111.4	52.918	138.6	51.565	186.2	2:24.250		9	35.068	131.5	49.441	188.4	49.910	185.2	2:14.419	
4	34.801	132.3	48.842	194.9	49.032	186.2	2:12.675		10	34.956	129.3	49.459	196.0	49.312	186.8	2:13.727	
5	34.829	133.1	48.914	194.9	49.296	185.8	2:13.039		11	35.038	131.5	51.448	189.1	1:00.398		2:26.884	Pit
6	34.933	130.7	49.139	194.9	1:00.011		2:24.083	Pit									
3 MONTEIRO POR SEAT Leon TDI																	
1	17:24.786	112.6	53.109	177.3	51.363	185.5	19:09.258		6	5:39.963	129.6	52.569	194.2	49.108	187.1	7:21.640	
2	36.209	125.1	50.784	191.1	58.501		2:25.494	Pit	7	34.851	131.5	49.118	193.8	48.833	186.2	2:12.802	
3	2:05.320	127.9	49.788	191.1	48.958	184.9	3:44.066		8	34.868	131.8	49.035	195.2	49.072	185.2	2:12.975	
4	35.062	133.4	48.686	193.2	48.717	185.5	2:12.465		9	35.234	131.7	50.085	193.8	1:33.220		2:58.539	Pit
5	34.783	133.1	48.762	194.9	54.964		2:18.509	Pit									
4 GENE ESP SEAT Leon TDI																	
1	10:55.117	113.4	53.735	192.8	1:00.150		12:49.002	Pit	6	7:24.524	121.8	53.176	192.5	50.916	184.6	9:08.616	
2	2:12.611	116.0	50.834	193.5	49.774	186.5	3:53.219		7	34.845	129.9	48.587	192.8	49.295	184.6	2:12.727	
3	34.925	129.0	48.459	193.8	48.862	185.5	2:12.246		8	34.720	132.5	48.962	192.1	49.152	183.3	2:12.834	
4	34.731	132.0	48.554	193.5	48.775	184.9	2:12.060		9	35.990	128.2	51.612	193.2	1:06.411		2:34.013	Pit
5	35.121	130.1	50.405	160.0	1:02.706		2:28.232	Pit									
5 MICHELISZ HUN SEAT Leon TDI																	
1	10:57.000	96.0	56.873	165.1	54.545	183.9	12:48.418		7	36.710	112.2	52.040	193.2	1:01.693		2:30.443	Pit
2	35.659	129.4	48.748	194.5	49.504	185.2	2:13.911		8	5:47.619	130.4	48.671	192.8	48.826	186.8	7:25.116	
3	34.971	131.5	48.748	193.8	49.279	186.2	2:12.998		9	34.849	131.5	48.668	194.2	48.767	185.8	2:12.284	
4	35.348	130.4	48.816	194.5	48.998	186.8	2:13.162		10	34.820	132.0	48.777	194.9	48.979	186.8	2:12.576	
5	34.867	131.8	48.978	194.9	48.993	186.8	2:12.838		11	34.855	130.4	49.035	194.9	1:02.402		2:26.292	Pit
6	34.974	128.8	48.902	193.8	49.123	186.2	2:12.999										
6 MULLER FRA Chevrolet Cruze																	
1	10:55.033	95.5	1:01.804	160.2	1:07.414		13:04.251	Pit	7	35.064	129.6	48.798	190.4	49.359	183.0	2:13.221	
2	2:33.520	128.7	52.404	189.1	51.671	183.9	4:17.595		8	35.235	130.7	49.041	191.4	49.262	181.2	2:13.538	
3	35.649	131.8	48.806	190.1	49.019	183.6	2:13.474		9	35.015	129.0	49.355	190.4	57.450		2:21.820	Pit
4	35.146	130.7	48.832	190.1	58.922		2:22.900	Pit	10	1:05.372	131.2	49.335	189.4	59.101		2:53.808	Pit
5	5:30.285	126.9	49.147	188.8	49.290	183.0	7:08.722										
6	34.893	127.9	48.950	189.8	49.167	182.7	2:13.010										



Weather/Track: Cloud 15C / Dry 18C

Circuit Length - 5.403 kilometres
Brno

2010 FIA World Touring Car Championship

Free Practice 1 - Sector Analysis Report

Lap	S1 Time	S1 Spd	S2 Time	S2 Spd	S3 Time	S3 Spd	Lap Time	Pit	Lap	S1 Time	S1 Spd	S2 Time	S2 Spd	S3 Time	S3 Spd	Lap Time	Pit
7 HUFF									GBR Chevrolet Cruze								
1	10:56.139	100.3	1:01.719	159.5	1:08.109		13:05.967	Pit	6	34.893	132.6	48.275	193.5	48.698	184.9	2:11.866	
2	6:01.740	129.9	49.379	192.1	49.692	185.8	7:40.811		7	34.798	134.4	48.547	192.8	56.496		2:19.841	Pit
3	34.714	135.6	48.441	192.5	48.718	184.3	2:11.873		8	3:19.041	132.8	48.983	192.8	48.741	185.5	4:56.765	
4	34.918	135.0	48.620	192.8	57.073		2:20.611	Pit	9	34.739	133.4	48.730	192.5	1:00.295		2:23.764	Pit
5	4:50.847	124.8	49.815	192.1	49.154	185.2	6:29.816										
8 MENU									SUI Chevrolet Cruze								
1	10:52.209	109.8	54.704	183.9	51.486	183.6	12:38.399		7	37.470	119.3	52.637	186.5	1:00.008		2:30.115	Pit
2	35.209	134.4	48.803	190.8	49.106	184.3	2:13.118		8	4:06.100	109.2	55.199	157.8	52.026	185.8	5:53.325	
3	34.689	136.1	48.499	191.4	48.975	184.3	2:12.163		9	34.719	135.1	48.568	192.5	49.166	185.2	2:12.453	
4	36.107	127.0	51.176	190.1	58.684		2:25.967	Pit	10	34.626	135.6	49.147	191.8	59.647		2:23.420	Pit
5	6:18.136	110.5	53.458	138.8	54.438	185.2	8:06.032										
6	34.484	135.6	48.395	192.1	48.621	186.5	2:11.500										
10 FARFUS									BRA BMW 320si								
1	11:29.921	114.7	51.779	187.1	49.701	181.5	13:11.401		8	34.818	128.8	48.768	191.1	48.715	183.3	2:12.301	
2	35.660	127.2	48.874	190.1	49.242	182.7	2:13.776		9	34.764	129.0	48.571	191.4	54.752		2:18.087	Pit
3	34.945	128.8	48.981	190.8	48.990	182.7	2:12.916		10	2:26.006	119.6	54.129	186.8	50.792	183.6	4:10.927	
4	34.980	128.4	48.680	189.8	49.052	183.0	2:12.712		11	34.882	128.7	48.744	190.8	48.839	183.6	2:12.465	
5	34.932	127.8	48.937	190.4	48.824	183.0	2:12.693		12	34.731	127.8	48.763	190.1	56.738		2:20.232	Pit
6	35.407	124.5	49.160	189.8	55.647		2:20.214	Pit									
7	3:35.295	122.8	50.735	188.1	49.180	183.3	5:15.210										
11 PRIAULX									GBR BMW 320si								
1	12:34.744	122.5	50.681	188.1	49.549	182.1	14:14.974		7	34.817	129.0	48.471	189.8	48.839	183.0	2:12.127	
2	35.070	130.4	49.078	189.1	49.225	183.0	2:13.373		8	34.793	127.0	49.096	190.8	54.177		2:18.066	Pit
3	34.875	129.3	48.636	190.1	49.034	183.9	2:12.545		9	1:49.219	131.2	48.831	189.4	48.820	183.3	3:26.870	
4	36.342	128.5	49.033	189.4	49.049	183.0	2:14.424		10	34.881	129.9	48.755	190.4	49.742	183.3	2:13.378	
5	34.936	131.0	48.791	190.1	54.097		2:17.824	Pit	11	35.211	127.3	48.704	189.8	56.250		2:20.165	Pit
6	5:19.051	128.2	49.154	189.8	48.899	183.0	6:57.104										
15 ENGSTLER									GER BMW 320si								
1	11:05.832	119.8	52.521	191.1	51.162	185.8	12:49.515		8	35.415	127.5	48.790	192.1	48.979	184.9	2:13.184	
2	35.738	123.9	49.282	195.2	49.354	186.8	2:14.374		9	37.092	128.7	50.943	168.4	49.894	185.8	2:17.929	
3	35.234	127.2	49.145	195.6	50.431	186.5	2:14.810		10	34.887	127.6	48.893	193.5	48.943	187.1	2:12.723	
4	35.172	127.2	48.822	193.8	49.270	181.5	2:13.264		11	34.852	129.0	48.744	193.5	49.124	185.2	2:12.720	
5	35.067	127.0	49.180	194.5	1:01.244		2:25.491	Pit	12	34.982	128.2	49.495	190.8	51.131	186.8	2:15.608	
6	4:36.866	126.6	49.071	191.8	49.289	185.2	6:15.226		13	36.123	125.1	50.071	187.5	1:00.736		2:26.930	Pit
7	35.035	127.5	48.819	193.2	48.932	185.5	2:12.786										



Weather/Track: Cloud 15C / Dry 18C

Circuit Length - 5.403 kilometres
Brno

2010 FIA World Touring Car Championship

Free Practice 1 - Sector Analysis Report

Lap S1 Time S1 Spd S2 Time S2 Spd S3 Time S3 Spd Lap Time Pit Lap S1 Time S1 Spd S2 Time S2 Spd S3 Time S3 Spd Lap Time Pit

16 ROMANOV RUS BMW 320si I															
1	11:01.225	106.2	53.509	190.1	54.431	180.9	12:49.165	8	35.883	124.4	50.014	190.1	50.212	180.6	2:16.109
2	36.927	126.9	49.848	192.1	51.258	181.8	2:18.033	9	35.808	124.7	49.541	189.4	50.151	182.1	2:15.500
3	37.496	127.3	49.938	190.8	50.195	182.7	2:17.629	10	36.446	127.3	51.917	189.8	51.070	178.5	2:19.433
4	35.272	125.5	50.196	159.2	50.889	183.0	2:16.357	11	36.278	126.4	49.873	189.4	49.966	182.4	2:16.117
5	35.381	117.9	50.129	190.8	50.362	182.7	2:15.872	12	35.483	122.5	53.391	153.8	51.239	181.8	2:20.113
6	35.734	130.4	49.884	189.1	50.503	182.1	2:16.121	13	35.957	125.0	50.004	191.1	1:01.955		2:27.916 Pit
7	35.832	128.5	50.326	185.8	50.381	181.2	2:16.539								

17 NYKJAER DEN SEAT Leon TDI I															
1	10:55.643	103.8	53.906	193.2	52.650	181.2	12:42.199	8	5:10.646	127.9	49.067	193.2	49.546	186.2	6:49.259
2	35.686	124.1	49.864	194.5	49.808	183.6	2:15.358	9	34.897	129.1	48.821	194.5	49.031	186.5	2:12.749
3	34.931	131.0	49.013	194.5	49.215	184.9	2:13.159	10	34.784	128.8	48.961	194.5	48.918	186.5	2:12.663
4	34.768	132.8	49.023	194.2	48.999	186.2	2:12.790	11	34.747	130.9	48.871	195.2	48.950	186.5	2:12.568
5	34.803	131.5	49.156	193.8	49.141	184.9	2:13.100	12	34.792	131.0	48.993	194.2	49.175	186.2	2:12.960
6	34.886	128.5	49.027	194.5	48.976	186.5	2:12.889	13	35.132	131.0	49.146	194.5	1:25.200		2:49.478 Pit
7	34.986	133.1	49.176	192.8	58.112		2:22.274 Pit								

18 BARTH SUI SEAT Leon TDI I															
1	10:56.504	96.0	56.369	185.5	55.447	174.4	12:48.320	8	34.909	127.8	49.289	192.8	49.483	185.8	2:13.681
2	36.229	123.0	49.557	193.8	49.607	185.2	2:15.393	9	35.054	125.5	49.940	195.2	49.429	185.8	2:14.423
3	35.032	132.1	49.344	192.1	49.494	184.9	2:13.870	10	35.061	132.0	49.810	194.9	49.436	185.2	2:14.307
4	35.012	129.6	49.261	193.8	49.295	185.5	2:13.568	11	35.009	127.5	49.659	194.2	49.696	184.9	2:14.364
5	35.150	129.6	49.472	193.8	49.279	186.2	2:13.901	12	35.041	129.4	49.704	193.2	1:02.010		2:26.755 Pit
6	34.877	131.2	49.550	193.8	57.179		2:21.606 Pit								
7	6:28.227	119.0	51.348	194.2	50.618	185.8	8:10.193								

19 VAULKHARD GBR Chevrolet Lacetti I															
1	11:08.275	102.2	52.722	182.7	1:06.969		13:07.966 Pit	7	36.371	120.8	51.069	191.8	58.360		2:25.800 Pit
2	2:47.058	119.6	49.986	191.8	50.429	183.6	4:27.473	8	4:43.232	124.1	50.445	191.1	53.657	186.2	6:27.334
3	35.982	128.1	50.180	129.1	50.400	187.1	2:16.562	9	35.116	130.9	53.643	139.5	51.500	186.2	2:20.259
4	35.297	128.2	49.021	192.5	49.295	186.2	2:13.613	10	35.528	127.2	49.359	194.2	49.320	187.5	2:14.207
5	35.536	128.1	49.464	192.1	49.940	186.5	2:14.940	11	2:50.807	116.8	50.688	193.5	1:00.354		4:41.849 Pit
6	35.664	125.5	49.488	192.5	49.795	185.8	2:14.947								

20 O'YOUNG HKG Chevrolet Lacetti I															
1	11:02.824	117.2	55.991	160.7	1:11.728		13:10.543 Pit	8	34.712	129.9	48.832	194.2	48.997	184.9	2:12.541
2	2:00.524	123.8	50.395	191.4	49.556	183.6	3:40.475	9	34.608	130.1	49.036	193.5	49.124	180.6	2:12.768
3	35.060	130.7	49.213	191.8	48.998	185.5	2:13.271	10	34.911	129.8	49.304	191.8	49.358	182.4	2:13.573
4	35.259	128.7	49.020	194.2	48.936	185.8	2:13.215	11	34.803	131.0	49.269	193.5	49.302	183.9	2:13.374
5	34.686	131.5	49.040	192.1	49.057	186.2	2:12.783	12	34.984	129.9	49.332	194.2	1:03.611		2:27.927 Pit
6	35.014	126.7	49.115	194.2	57.444		2:21.573 Pit								
7	3:44.091	126.1	49.305	193.8	49.257	186.2	5:22.653								



Weather/Track: Cloud 15C / Dry 18C

Circuit Length - 5.403 kilometres
Brno

2010 FIA World Touring Car Championship

Free Practice 1 - Sector Analysis Report

Lap	S1 Time	S1 Spd	S2 Time	S2 Spd	S3 Time	S3 Spd	Lap Time	Pit	Lap	S1 Time	S1 Spd	S2 Time	S2 Spd	S3 Time	S3 Spd	Lap Time	Pit
21 BENNANI MAR BMW 320si I																	
1					181.5		12:51.450		8	35.393	129.4	49.430	189.4	49.768	182.1	2:14.591	
2	35.830	125.0	49.779	190.1	50.640	182.7	2:16.249		9	35.395	131.5	49.184	188.8	49.979	181.8	2:14.558	
3	35.398	128.7	50.756	187.1	49.921	182.4	2:16.075		10	35.246	130.4	49.645	187.1	49.853	182.7	2:14.744	
4	35.334	131.8	49.719	187.8	49.928	183.3	2:14.981		11	35.481	131.7	49.691	187.5	50.064	181.5	2:15.236	
5	35.459	129.0	49.419	188.8	50.162	183.0	2:15.040		12	35.246	129.0	49.858	186.8	1:04.604		2:29.708	Pit
6	35.226	129.8	49.053	189.8	1:24.447		2:48.726	Pit									
7	4:40.648	126.7	50.325	168.2	49.944	183.6	6:20.917										
24 POULSEN DEN BMW 320si I																	
1	11:13.081	125.5	50.956	186.2	50.744	183.9	12:54.781		8	35.834	133.4	49.104	189.1	49.134	184.3	2:14.072	
2	35.281	131.8	49.124	182.4	49.444	184.6	2:13.849		9	35.178	134.1	49.159	187.8	49.306	183.3	2:13.643	
3	35.056	135.1	49.355	191.1	49.234	183.9	2:13.645		10	35.243	132.6	49.083	190.8	48.975	184.6	2:13.301	
4	35.606	130.7	48.953	192.5	48.872	184.9	2:13.431		11	35.109	129.9	48.995	191.1	50.145	182.7	2:14.249	
5	35.561	130.1	48.895	191.8	1:00.835		2:25.291	Pit	12	35.689	133.1	49.307	190.4	49.645	178.2	2:14.641	
6	3:49.944	129.1	49.502	188.4	49.652	183.6	5:29.098		13	35.739	132.3	49.200	189.8	1:02.502		2:27.441	Pit
7	35.290	135.0	48.833	191.1	51.767	181.8	2:15.890										
25 HERNANDEZ ESP BMW 320si I																	
1	10:58.219	122.8	51.615	189.4	49.734	183.0	12:39.568		8	3:09.579	109.7	51.174	190.8	48.985	184.6	4:49.738	
2	35.045	130.5	49.064	191.1	49.016	183.9	2:13.125		9	34.677	132.1	48.765	190.8	48.865	182.4	2:12.307	
3	34.759	131.0	49.431	192.1	49.032	184.6	2:13.222		10	34.909	132.5	48.670	191.4	49.042	183.0	2:12.621	
4	35.033	129.4	48.840	191.1	49.006	184.6	2:12.879		11	35.042	132.0	48.758	190.4	48.967	184.6	2:12.767	
5	34.965	132.8	48.761	191.1	48.806	184.3	2:12.532		12	34.945	130.7	48.875	191.4	49.141	183.9	2:12.961	
6	34.900	132.8	48.705	191.4	48.921	184.6	2:12.526		13	35.239	128.7	49.771	190.8	1:00.064		2:25.074	Pit
7	37.887	103.8	52.127	160.0	58.686		2:28.700	Pit									
26 D'ASTE ITA BMW 320si I																	
1	10:58.947	120.6	51.588	188.1	59.816		12:50.351	Pit	9	34.954	126.1	49.036	190.8	49.506	183.6	2:13.496	
2	2:00.686	127.2	49.190	190.1	49.349	184.6	3:39.225		10	34.998	128.2	49.080	190.4	49.043	184.9	2:13.121	
3	34.795	132.0	1:02.657	190.8	49.029	184.9	2:26.481		11	35.178	129.3	48.789	191.4	49.488	183.3	2:13.455	
4	35.068	130.9	49.265	191.8	48.948	184.9	2:13.281		12	35.072	130.1	1:03.331	149.5	49.885	185.8	2:28.288	
5	34.887	129.6	48.771	191.8	48.990	184.3	2:12.648		13	34.770	130.5	48.795	192.1	48.728	185.5	2:12.293	
6	34.991	131.7	49.453	190.8	49.167	183.3	2:13.611		14	35.966	119.3	50.469	191.8	1:36.318		3:02.753	Pit
7	35.215	129.8	48.760	191.1	49.039	184.9	2:13.014										
8	35.048	127.0	49.093	190.4	49.116	184.3	2:13.257										



Weather/Track: Cloud 15C / Dry 18C

Circuit Length - 5.403 kilometres
Brno

2010 FIA World Touring Car Championship

Free Practice 1 - Sector Analysis Report

Lap S1 Time S1 Spd S2 Time S2 Spd S3 Time S3 Spd Lap Time Pit Lap S1 Time S1 Spd S2 Time S2 Spd S3 Time S3 Spd Lap Time Pit

29 TURKINGTON							GBR		BMW 320si					I	
1	11:14.548	120.0	50.197	193.8	55.150	180.9	12:59.895	9	34.882	132.6	48.526	193.8	48.934	184.9	2:12.342
2	35.419	132.3	48.853	193.5	49.547	183.0	2:13.819	10	34.830	131.8	48.435	193.5	48.953	183.3	2:12.218
3	35.076	132.1	48.669	192.5	49.302	183.9	2:13.047	11	34.815	130.7	48.405	193.2	48.833	184.9	2:12.053
4	34.908	130.4	48.892	193.5	49.289	183.9	2:13.089	12	34.792	131.7	48.747	192.1	48.989	185.2	2:12.528
5	34.809	130.1	49.150	192.5	49.296	183.3	2:13.255	13	34.848	132.6	48.503	193.5	49.025	185.2	2:12.376
6	35.008	131.3	48.704	191.4	49.252	183.3	2:12.964	14	34.844	132.3	48.680	192.8	48.617	185.5	2:12.141
7	34.919	133.8	48.516	192.8	49.187	183.9	2:12.622	15	36.280	131.2	49.533	192.5	1:28.617		2:54.430 Pit
8	34.996	132.3	48.560	193.2	48.856	184.9	2:12.412								

33 FABIANI							ITA		BMW 320si					I	
1	11:04.292	116.7	53.193	186.8	53.690	179.7	12:51.175	8	36.431	129.9	50.744	186.5	51.437	178.5	2:18.612
2	37.205	120.1	50.246	188.8	52.808	180.6	2:20.259	9	36.547	130.2	50.494	186.5	51.867	178.8	2:18.908
3	38.880	125.0	50.032	186.8	1:07.375		2:36.287 Pit	10	35.882	129.4	51.278	189.8	51.770	176.7	2:18.930
4	1:52.450	126.0	50.821	182.4	53.125	178.5	3:36.396	11	36.821	127.5	51.234	186.8	51.593	180.3	2:19.648
5	36.592	126.0	50.350	185.8	51.287	179.1	2:18.229	12	35.852	127.6	51.821	189.1	1:42.857		3:10.530 Pit
6	43.472	109.7	1:01.194	137.7	1:11.468		2:56.134 Pit								
7	3:45.102	126.4	50.573	187.5	51.627	177.9	5:27.302								



Weather/Track: Cloud 15C / Dry 18C

Circuit Length - 5.403 kilometres
Brno

2010 FIA World Touring Car Championship Free Practice 1 - Best Sector Speeds Report

SECTOR 1				SECTOR 2				SECTOR 3				
POS	NO	NAME	SPEED	LAP	NO	NAME	SPEED	LAP	NO	NAME	SPEED	LAP
1	8	MENU	136.1	3	1	TARQUINI	197.0	8	2	CORONEL	187.5	7
2	7	HUFF	135.6	3	2	CORONEL	196.0	10	19	VAULKHARD	187.5	10
3	24	POULSEN	135.1	3	15	ENGSTLER	195.6	3	1	TARQUINI	187.1	6
4	29	TURKINGTON	133.8	7	3	MONTEIRO	195.2	8	3	MONTEIRO	187.1	6
5	3	MONTEIRO	133.4	4	17	NYKJAER	195.2	11	15	ENGSTLER	187.1	10
6	1	TARQUINI	133.1	7	18	BARTH	195.2	9	5	MICHELISZ	186.8	4
7	2	CORONEL	133.1	5	5	MICHELISZ	194.9	5	4	GENE	186.5	2
8	17	NYKJAER	133.1	7	19	VAULKHARD	194.2	10	8	MENU	186.5	6
9	25	HERNANDEZ	132.8	5	20	O'YOUNG	194.2	4	17	NYKJAER	186.5	6
10	4	GENE	132.5	8	4	GENE	193.8	3	18	BARTH	186.2	5
11	18	BARTH	132.1	3	29	TURKINGTON	193.8	1	20	O'YOUNG	186.2	5
12	5	MICHELISZ	132.0	10	7	HUFF	193.5	6	7	HUFF	185.8	2
13	26	D'ASTE	132.0	3	8	MENU	192.5	9	26	D'ASTE	185.8	12
14	6	MULLER	131.8	3	24	POULSEN	192.5	4	29	TURKINGTON	185.5	14
15	21	BENNANI	131.8	4	16	ROMANOV	192.1	2	24	POULSEN	184.9	4
16	20	O'YOUNG	131.5	5	25	HERNANDEZ	192.1	3	25	HERNANDEZ	184.6	3
17	11	PRIAULX	131.2	9	26	D'ASTE	192.1	13	6	MULLER	183.9	2
18	19	VAULKHARD	130.9	9	6	MULLER	191.4	8	11	PRIAULX	183.9	3
19	16	ROMANOV	130.4	6	10	FARFUS	191.4	9	10	FARFUS	183.6	10
20	33	FABIANI	130.2	9	11	PRIAULX	190.8	8	21	BENNANI	183.6	7
21	10	FARFUS	129.0	9	21	BENNANI	190.1	2	16	ROMANOV	183.0	4
22	15	ENGSTLER	129.0	11	33	FABIANI	189.8	10	33	FABIANI	180.6	2



Weather/Track: Cloud 15C / Dry 18C



Circuit Length - 5.403 kilometres
Brno

2010 FIA World Touring Car Championship Free Practice 1 - Best Sector Times Report

POS	NO	SECTOR 1		SECTOR 2		SECTOR 3		IDEAL/BEST LAP COMPARISON							
		TIME	LAP	NO	TIME	LAP	NO	TIME	LAP	NO	NAME	IDEAL	BEST	LAP	DIFF
1	1	34.395	7	1	48.235	4	29	48.617	14	1	TARQUINI	2:11.320	2:11.708	8	+ 0.388
2	8	34.484	6	7	48.275	6	8	48.621	6	8	MENU	2:11.500	2:11.500	6	+ 0.000
3	20	34.608	9	8	48.395	6	1	48.690	8	7	HUFF	2:11.687	2:11.866	6	+ 0.179
4	25	34.677	9	29	48.405	11	7	48.698	6	29	TURKINGTO	2:11.814	2:12.053	11	+ 0.239
5	2	34.703	8	4	48.459	3	10	48.715	8	4	GENE	2:11.954	2:12.060	4	+ 0.106
6	7	34.714	3	11	48.471	7	3	48.717	4	10	FARFUS	2:12.017	2:12.301	8	+ 0.284
7	4	34.720	8	10	48.571	9	26	48.728	13	11	PRIAULX	2:12.084	2:12.127	7	+ 0.043
8	10	34.731	12	5	48.668	9	5	48.767	9	25	HERNANDEZ	2:12.153	2:12.307	9	+ 0.154
9	17	34.747	11	25	48.670	10	4	48.775	4	3	MONTEIRO	2:12.186	2:12.465	4	+ 0.279
10	26	34.770	13	3	48.686	4	25	48.806	5	5	MICHELISZ	2:12.255	2:12.284	9	+ 0.029
11	3	34.783	5	15	48.744	11	11	48.820	9	26	D'ASTE	2:12.258	2:12.293	13	+ 0.035
12	29	34.792	12	26	48.760	7	24	48.872	4	20	O'YOUNG	2:12.376	2:12.541	8	+ 0.165
13	11	34.793	8	6	48.798	7	17	48.918	10	17	NYKJAER	2:12.486	2:12.568	11	+ 0.082
14	5	34.820	10	17	48.821	9	15	48.932	7	15	ENGSTLER	2:12.528	2:12.720	11	+ 0.192
15	15	34.852	11	20	48.832	8	20	48.936	4	2	CORONEL	2:12.577	2:12.675	4	+ 0.098
16	18	34.877	6	24	48.833	7	6	49.019	3	6	MULLER	2:12.710	2:13.010	6	+ 0.300
17	6	34.893	6	2	48.842	4	2	49.032	4	24	POULSEN	2:12.761	2:13.301	10	+ 0.540
18	24	35.056	3	19	49.021	4	18	49.279	5	18	BARTH	2:13.417	2:13.568	4	+ 0.151
19	19	35.116	9	21	49.053	6	19	49.295	4	19	VAULKHARD	2:13.432	2:13.613	4	+ 0.181
20	21	35.226	6	18	49.261	4	21	49.768	8	21	BENNANI	2:14.047	2:14.558	9	+ 0.511
21	16	35.272	4	16	49.541	9	16	49.966	11	16	ROMANOV	2:14.779	2:15.500	9	+ 0.721
22	33	35.852	12	33	50.032	3	33	51.287	5	33	FABIANI	2:17.171	2:18.229	5	+ 1.058

'Perfect Lap' - 2:11.247



Circuit Length - 5.403 kilometres
Brno

Weather/Track: Cloud 15C / Dry 18C

2010 FIA World Touring Car Championship FREE PRACTICE 2

POS	NO	CL	DRIVER	NAT	CAR	TIME	LAPS	GAP	KPH
1	29	I	Colin TURKINGTON	GBR	BMW 320si	2:11.028	10		148.44
2	6		Yvan MULLER	FRA	Chevrolet Cruze	2:11.489	9	0.461	147.92
3	1		Gabriele TARQUINI	ITA	SEAT Leon TDI	2:12.029	10	1.001	147.32
4	10		Augusto FARFUS	BRA	BMW 320si	2:12.119	11	1.091	147.22
5	7		Robert HUFF	GBR	Chevrolet Cruze	2:12.130	10	1.102	147.21
6	4		Jordi GENE	ESP	SEAT Leon TDI	2:12.260	9	1.232	147.06
7	8		Alain MENU	SUI	Chevrolet Cruze	2:12.405	8	1.377	146.90
8	24	I	Kristian POULSEN	DEN	BMW 320si	2:12.560	11	1.532	146.73
9	3		Tiago MONTEIRO	POR	SEAT Leon TDI	2:12.579	11	1.551	146.71
10	11		Andy PRIAULX	GBR	BMW 320si	2:12.624	11	1.596	146.66
11	5		Norbert MICHELISZ	HUN	SEAT Leon TDI	2:12.626	11	1.598	146.65
12	20	I	Darryl O'YOUNG	HKG	Chevrolet Lacetti	2:13.070	8	2.042	146.17
13	17		Michel NYKJAER	DEN	SEAT Leon TDI	2:13.155	10	2.127	146.07
14	25	I	Sergio HERNANDEZ	ESP	BMW 320si	2:13.306	13	2.278	145.91
15	15	I	Franz ENGSTLER	GER	BMW 320si	2:13.420	10	2.392	145.78
16	19	I	Harry VAULKHARD	GBR	Chevrolet Lacetti	2:13.624	8	2.596	145.56
17	18		Fredy BARTH	SUI	SEAT Leon TDI	2:13.730	11	2.702	145.44
18	26	I	Stefano D'ASTE	ITA	BMW 320si	2:13.869	12	2.841	145.29
19	2		Tom CORONEL	NED	SEAT Leon TDI	2:13.896	9	2.868	145.26
20	21	I	Mehdi BENNANI	MAR	BMW 320si	2:14.143	11	3.115	145.00
21	16	I	Andrei ROMANOV	RUS	BMW 320si	2:15.654	11	4.626	143.38
22	33	I	Fabio FABIANI	ITA	BMW 320si	2:18.683	6	7.655	140.25

For Media Information Purposes - No Regulatory Value.
Weather/Track: Sun 20C / Dry 36C

Brno
Circuit Length = 5.4030 km.
Start: 12:00 End: 12:30

Race Director:	Steward:	Timekeeper:
----------------	----------	-------------

2010 FIA World Touring Car Championship

Free Practice 2 - Sector Analysis Report

Lap	S1 Time	S1 Spd	S2 Time	S2 Spd	S3 Time	S3 Spd	Lap Time	Pit	Lap	S1 Time	S1 Spd	S2 Time	S2 Spd	S3 Time	S3 Spd	Lap Time	Pit
1 TARQUINI ITA SEAT Leon TDI																	
1	10:50.317	117.0	52.216	190.4	51.067	186.5	12:33.600		7	34.727	129.8	48.814	192.8	48.941	186.5	2:12.482	
2	34.846	130.7	48.688	194.2	48.877	185.5	2:12.411		8	34.702	130.2	49.026	193.8	49.124	186.5	2:12.852	
3	36.664	122.3	51.912	194.5	58.490		2:27.066	Pit	9	34.828	132.3	49.277	194.9	49.209	186.2	2:13.314	
4	5:46.999	103.1	57.532	189.8	50.549	186.2	7:35.080		10	36.190	130.5	49.449	193.8	1:00.535		2:26.174	Pit
5	34.537	132.6	48.638	194.2	48.854	185.8	2:12.029										
6	34.705	132.1	50.679	193.2	49.072	185.8	2:14.456										
2 CORONEL NED SEAT Leon TDI																	
1	10:50.775	117.5	52.129	194.2	51.535	187.1	12:34.439		6	36.215	99.4	58.218	179.4	53.136	185.8	2:27.569	
2	34.856	129.3	49.519	194.2	50.274	186.5	2:14.649		7	34.990	129.0	49.441	193.5	1:00.808		2:25.239	Pit
3	34.887	131.3	49.520	195.2	49.489	183.0	2:13.896		8	6:36.306	127.8	52.659	191.4	50.523	186.5	8:19.488	
4	35.071	132.0	49.553	194.5	58.943		2:23.567	Pit	9	35.037	132.5	1:05.640	132.3	1:13.465		2:54.142	Pit
5	4:42.995	114.0	1:04.938	176.1	58.684	184.6	6:46.617										
3 MONTEIRO POR SEAT Leon TDI																	
1	10:51.945	119.8	52.456	192.1	51.410	185.8	12:35.811		7	34.686	133.1	50.052	192.5	57.214		2:21.952	Pit
2	35.067	128.7	48.724	195.6	48.788	186.2	2:12.579		8	3:07.510	129.4	50.126	191.1	49.647	188.1	4:47.283	
3	34.791	132.3	49.171	194.2	49.271	184.9	2:13.233		9	34.590	133.8	48.840	194.2	49.393	186.8	2:12.823	
4	35.340	127.3	50.375	190.8	57.148		2:22.863	Pit	10	34.524	133.1	49.246	194.2	49.066	185.8	2:12.836	
5	4:07.889	121.8	50.156	193.2	49.747	185.5	5:47.792		11	1:12.175		58.293	192.1	1:01.841		3:12.309	Pit
6	34.756	132.0	49.044	195.2	48.972	185.8	2:12.772										
4 GENE ESP SEAT Leon TDI																	
1	10:53.976	108.7	55.449	161.9	54.685	183.0	12:44.110		6	35.299	130.5	50.046	190.1	58.339		2:23.684	Pit
2	36.246	119.7	52.625	172.2	1:01.883		2:30.754	Pit	7	4:11.038	113.9	51.471	190.4	50.673	185.8	5:53.182	
3	5:34.152	119.3	51.197	189.1	51.003	183.3	7:16.352		8	34.669	133.4	48.592	191.8	48.999	184.6	2:12.260	
4	35.072	131.0	49.274	188.4	49.378	183.6	2:13.724		9	34.732	132.6	48.805	192.5	1:04.351		2:27.888	Pit
5	35.021	131.7	49.144	191.8	49.334	184.6	2:13.499										
5 MICHELISZ HUN SEAT Leon TDI																	
1	10:55.157	118.4	53.892	192.1	50.732	186.8	12:39.781		7	34.892	133.1	48.675	192.5	49.059	185.8	2:12.626	
2	35.129	129.1	49.021	194.9	49.216	185.5	2:13.366		8	34.794	130.7	49.006	191.8	49.162	185.8	2:12.962	
3	35.039	130.1	49.168	194.5	49.074	184.9	2:13.281		9	34.883	130.7	49.764	192.8	49.039	185.5	2:13.686	
4	34.948	131.3	49.441	193.5	49.363	185.8	2:13.752		10	34.954	131.0	49.290	191.4	49.162	186.2	2:13.406	
5	35.681	124.1	56.997	187.1	1:00.412		2:33.090	Pit	11	35.206	119.3	54.560	191.4	1:04.455		2:34.221	Pit
6	5:44.444	106.1	1:01.355	159.2	51.652	185.8	7:37.451										
6 MULLER FRA Chevrolet Cruze																	
1	10:51.913	101.1	56.546	144.3	54.342	185.5	12:42.801		6	36.735	112.7	53.798	178.8	1:00.619		2:31.152	Pit
2	34.693	131.7	48.353	193.2	48.443	187.1	2:11.489		7	5:54.234	123.5	50.864	190.8	49.515	186.5	7:34.613	
3	35.097	126.9	50.683	169.0	58.949		2:24.729	Pit	8	34.688	131.5	48.730	191.8	48.801	185.8	2:12.219	
4	4:23.758	106.9	58.690	138.9	54.317	185.5	6:16.765		9	34.927	132.0	48.960	192.5	1:04.275		2:28.162	Pit
5	34.678	130.4	48.763	191.8	49.116	184.9	2:12.557										



Weather/Track: Sun 20C / Dry 36C

Circuit Length - 5.403 kilometres
Brno

2010 FIA World Touring Car Championship

Free Practice 2 - Sector Analysis Report

Lap S1 Time S1 Spd S2 Time S2 Spd S3 Time S3 Spd Lap Time Pit Lap S1 Time S1 Spd S2 Time S2 Spd S3 Time S3 Spd Lap Time Pit

7 HUFF				GBR				Chevrolet Cruze							
1	10:48.372	125.5	50.959	186.5	50.665	185.5	12:29.996	7	2:17.535	121.0	51.445	188.1	50.475	188.4	3:59.455
2	34.851	133.9	48.884	193.5	48.798	185.5	2:12.533	8	34.692	134.4	48.496	194.2	48.942	185.8	2:12.130
3	35.866	122.4	50.513	189.8	58.549		2:24.928 Pit	9	35.521	132.0	51.285	190.1	51.140	188.1	2:17.946
4	3:09.687	123.9	50.119	193.2	56.792		4:56.598 Pit	10	34.638	134.6	49.045	193.5	56.632		2:20.315 Pit
5	2:51.047	125.2	50.295	192.1	49.403	186.8	4:30.745								
6	34.637	135.5	54.124	155.8	1:04.212		2:32.973 Pit								

8 MENU				SUI				Chevrolet Cruze							
1	13:42.272	117.6	52.026	186.2	53.683	186.2	15:27.981	6	3:48.255	106.2	58.117	157.8	52.693	187.8	5:39.065
2	34.567	129.3	49.013	192.1	48.859	185.8	2:12.439	7	34.648	133.6	48.844	192.5	48.913	185.5	2:12.405
3	36.524	119.6	50.528	191.8	56.165		2:23.217 Pit	8	36.281	127.3	50.910	187.5	58.598		2:25.789 Pit
4	4:15.933	111.4	54.550	183.3	57.705	187.5	6:08.188								
5	34.512	132.1	48.532	192.8	58.790		2:21.834 Pit								

10 FARFUS				BRA				BMW 320si							
1	11:42.015	123.9	50.875	189.1	48.895	183.3	13:21.785	7	35.078	127.9	49.539	189.4	54.932		2:19.549 Pit
2	35.003	127.6	49.108	189.1	48.845	183.3	2:12.956	8	2:08.121	113.4	52.776	180.9	50.836	183.9	3:51.733
3	34.997	128.8	49.257	188.8	49.109	183.6	2:13.363	9	34.825	127.5	48.570	190.1	48.724	183.3	2:12.119
4	34.959	126.3	48.982	189.4	54.596		2:18.537 Pit	10	34.817	130.4	48.945	189.1	54.330		2:18.092 Pit
5	3:07.286	122.1	51.600	187.8	49.734	183.6	4:48.620	11	1:53.227	126.1	49.513	190.1	58.654		3:41.394 Pit
6	34.912	127.9	48.831	189.4	49.040	183.3	2:12.783								

11 PRIAULX				GBR				BMW 320si							
1	12:04.397	127.5	49.217	189.8	49.322	183.3	13:42.936	7	35.034	129.4	51.529	188.8	55.463		2:22.026 Pit
2	34.948	129.0	48.911	188.4	48.988	183.3	2:12.847	8	2:37.173	127.0	49.635	189.4	49.479	183.3	4:16.287
3	35.019	128.5	48.916	189.8	48.957	183.3	2:12.892	9	34.811	128.7	48.898	189.1	48.915	183.0	2:12.624
4	35.586	92.9	50.138	189.1	55.471		2:21.195 Pit	10	34.905	126.7	48.854	189.4	49.073	183.3	2:12.832
5	3:08.737	128.5	50.324	188.1	49.112	183.3	4:48.173	11	34.951	129.3	48.834	191.4	1:06.358		2:30.143 Pit
6	34.904	129.4	48.882	189.4	48.989	182.4	2:12.775								

15 ENGSTLER				GER				BMW 320si				I			
1	11:12.906	126.4	50.889	190.1	49.710	184.6	12:53.505	7	35.003	125.4	49.214	189.8	49.203	183.9	2:13.420
2	35.513	124.1	49.670	190.8	49.472	183.6	2:14.655	8	35.340	126.6	49.360	190.4	49.105	183.9	2:13.805
3	35.610	126.9	49.249	190.4	49.506	182.7	2:14.365	9	35.629	124.2	49.273	188.4	58.149		2:23.051 Pit
4	35.560	119.4	49.703	190.1	49.620	182.4	2:14.883	10	2:38.741	118.6	1:02.041	130.1	1:13.911		4:54.693 Pit
5	35.653	119.6	50.309	188.8	58.636		2:24.598 Pit								
6	6:27.077	78.4	1:11.649	112.2	55.954	183.0	8:34.680								



Weather/Track: Sun 20C / Dry 36C

Circuit Length - 5.403 kilometres
Brno

2010 FIA World Touring Car Championship Free Practice 2 - Sector Analysis Report

Lap	S1 Time	S1 Spd	S2 Time	S2 Spd	S3 Time	S3 Spd	Lap Time	Pit	Lap	S1 Time	S1 Spd	S2 Time	S2 Spd	S3 Time	S3 Spd	Lap Time	Pit
16 ROMANOV RUS BMW 320si I																	
1	11:13.881	124.4	51.151	189.1	50.375	182.7	12:55.407		7	6:09.947	117.5	55.249	186.8	51.410	181.5	7:56.606	
2	35.368	130.7	50.683	188.1	50.324	183.0	2:17.001		8	36.098	127.3	49.828	191.4	49.728	183.3	2:15.654	
3	35.919	126.6	50.664	189.8	50.661	182.4	2:17.244		9	35.938	127.5	49.748	190.8	50.199	182.7	2:15.885	
4	35.871	127.6	51.269	189.1	50.114	183.0	2:17.254		10	36.255	128.4	49.980	190.4	50.145	183.0	2:16.380	
5	35.977	128.5	50.160	189.4	50.404	181.2	2:16.541		11	36.873	122.1	50.891	190.4	59.736		2:27.500	Pit
6	36.222	123.8	50.482	189.8	58.057		2:24.761	Pit									
17 NYKJAER DEN SEAT Leon TDI																	
1	10:54.693	117.6	53.472	191.8	50.484	186.5	12:38.649		7	35.115	129.9	49.483	193.8	1:00.928		2:25.526	Pit
2	35.368	129.8	49.252	194.9	50.805	186.2	2:15.425		8	7:49.188	130.5	49.559	193.8	49.351	187.8	9:28.098	
3	36.758	131.0	49.284	193.8	49.131	186.2	2:15.173		9	34.945	132.0	49.241	193.8	48.969	187.8	2:13.155	
4	35.043	131.0	49.574	193.5	49.295	186.5	2:13.912		10	34.825	133.9	49.174	194.5	1:03.314		2:27.313	Pit
5	34.983	130.7	49.350	192.5	49.312	185.8	2:13.645										
6	35.232	130.7	49.456	193.5	49.857	184.3	2:14.545										
18 BARTH SUI SEAT Leon TDI																	
1	10:55.540	108.8	54.392	162.8	54.703	186.8	12:44.635		7	35.106	132.1	49.296	193.8	49.328	186.2	2:13.730	
2	35.143	128.8	49.701	193.8	49.756	184.6	2:14.600		8	34.995	129.4	49.277	195.2	49.515	186.2	2:13.787	
3	35.067	129.4	49.800	194.5	49.610	185.8	2:14.477		9	35.002	128.1	49.449	193.8	49.371	184.6	2:13.822	
4	35.120	125.5	49.902	192.8	56.469		2:21.491	Pit	10	34.910	129.0	49.935	194.9	49.616	185.2	2:14.461	
5	6:17.125	129.9	50.085	195.6	49.512	186.5	7:56.722		11	35.100	124.4	50.518	170.6	1:23.879		2:49.497	Pit
6	34.799	129.8	51.157	193.8	49.941	186.8	2:15.897										
19 VAULKHARD GBR Chevrolet Lacetti I																	
1	11:09.210	115.7	51.139	181.5	52.007	186.8	12:52.356		6	35.019	128.8	49.762	188.4	58.528		2:23.309	Pit
2	35.453	129.4	49.439	190.8	49.416	185.8	2:14.308		7	7:50.274	123.4	50.484	186.2	58.067	186.2	9:38.825	
3	35.458	129.4	50.063	189.1	59.846		2:25.367	Pit	8	35.408	130.4	49.139	192.8	1:06.691		2:31.238	Pit
4	4:14.632	120.9	53.437	183.0	51.059	185.2	5:59.128										
5	35.216	128.8	49.067	189.1	49.341	184.3	2:13.624										
20 O'YOUNG HKG Chevrolet Lacetti I																	
1	11:00.556	123.4	50.582	168.4	55.192	183.3	12:46.330		6	34.624	133.6	49.275	193.2	49.171	182.4	2:13.070	
2	35.370	131.5	49.695	194.2	48.942	182.7	2:14.007		7	34.999	125.8	50.910	193.8	56.798		2:22.707	Pit
3	34.954	132.8	49.474	194.5	58.719		2:23.147	Pit	8	9:05.490	124.5	49.318	192.5	1:10.070		11:04.878	Pit
4	3:50.244	113.9	51.273	194.2	49.420	185.5	5:30.937										
5	34.752	131.2	49.098	193.5	49.655	185.5	2:13.505										
21 BENNANI MAR BMW 320si I																	
1	11:08.245	125.0	49.812	187.5	49.923	183.6	12:47.980		7	35.152	130.2	49.583	188.8	49.669	183.0	2:14.404	
2	35.146	125.7	49.896	190.1	50.237	181.5	2:15.279		8	35.280	128.7	49.493	188.4	1:01.574		2:26.347	Pit
3	35.639	128.1	49.834	189.1	57.523		2:22.996	Pit	9	2:54.156	131.3	49.195	189.4	49.652	182.7	4:33.003	
4	3:31.020	129.1	49.351	187.5	49.870	182.7	5:10.241		10	35.281	130.2	49.647	189.1	49.649	183.0	2:14.577	
5	35.231	129.8	49.270	188.4	49.642	183.0	2:14.143		11	35.228	128.2	49.372	190.4	1:04.314		2:28.914	Pit
6	35.265	129.4	49.461	187.8	49.649	182.7	2:14.375										



Weather/Track: Sun 20C / Dry 36C

Circuit Length - 5.403 kilometres
Brno

2010 FIA World Touring Car Championship Free Practice 2 - Sector Analysis Report

Lap	S1 Time	S1 Spd	S2 Time	S2 Spd	S3 Time	S3 Spd	Lap Time	Pit	Lap	S1 Time	S1 Spd	S2 Time	S2 Spd	S3 Time	S3 Spd	Lap Time	Pit
24 POULSEN DEN BMW 320si I																	
1	11:07.235	127.5	49.319	191.1	50.526	185.8	12:47.080		7	35.172	132.5	49.345	190.4	48.928	183.6	2:13.445	
2	34.908	132.5	49.883	191.8	49.137	183.6	2:13.928		8	35.286	133.3	51.014	191.8	59.718		2:26.018	Pit
3	34.970	134.4	49.150	194.2	50.412	183.6	2:14.532		9	3:33.944	127.8	48.960	192.1	48.987	185.2	5:11.891	
4	35.182	133.1	49.115	193.2	59.148		2:23.445	Pit	10	34.853	134.8	48.838	194.9	48.869	185.2	2:12.560	
5	2:35.643	131.0	49.008	192.1	48.786	185.5	4:13.437		11	35.193	124.5	51.723	193.2	1:04.439		2:31.355	Pit
6	34.906	135.3	48.923	191.1	49.248	184.6	2:13.077										
25 HERNANDEZ ESP BMW 320si I																	
1	11:09.634	96.0	55.784	156.0	52.136	176.7	12:57.554		8	35.185	128.1	50.221	188.8	49.286	183.3	2:14.692	
2	39.044	123.9	51.095	174.4	50.165	182.1	2:20.304		9	35.190	128.2	54.611	128.2	58.562	183.3	2:28.363	
3	35.043	128.8	49.100	188.8	49.223	182.7	2:13.366		10	35.167	129.1	49.048	189.8	49.091	184.3	2:13.306	
4	35.195	129.6	49.321	187.1	49.577	182.7	2:14.093		11	35.219	129.4	49.172	190.1	49.153	183.3	2:13.544	
5	35.229	128.8	49.377	187.8	1:02.824	183.0	2:27.430		12	35.141	128.5	49.185	189.8	49.454	183.0	2:13.780	
6	35.097	130.1	49.101	189.8	49.273	183.0	2:13.471		13	35.291	129.4	49.666	188.1	1:02.887		2:27.844	Pit
7	35.114	130.1	55.048	128.4	1:04.460	183.0	2:34.622										
26 D'ASTE ITA BMW 320si I																	
1	10:57.822	126.0	52.759	164.1	54.609	184.9	12:45.190		8	35.413	126.6	50.819	187.5	55.559		2:21.791	Pit
2	35.414	128.4	49.880	186.5	49.121	183.3	2:14.415		9	3:19.500	102.0	52.688	190.1	49.204	184.6	5:01.392	
3	35.183	129.0	49.751	191.4	49.719	180.9	2:14.653		10	35.174	129.4	49.257	189.8	49.438	183.6	2:13.869	
4	35.310	126.9	49.589	190.4	49.758	183.0	2:14.657		11	35.149	128.8	49.896	187.5	49.276	182.4	2:14.321	
5	35.893	127.0	52.713	188.1	49.404	183.0	2:18.010		12	35.215	125.4	49.996	188.8	1:03.708		2:28.919	Pit
6	35.268	127.9	50.104	189.1	49.789	181.8	2:15.161										
7	35.385	125.5	50.685	188.4	49.538	182.1	2:15.608										
29 TURKINGTON GBR BMW 320si I																	
1	11:11.466	125.7	49.823	192.8	50.030	186.2	12:51.319		7	3:44.047	126.3	49.816	191.4	49.231	186.2	5:23.094	
2	35.009	132.8	48.908	194.9	49.022	185.2	2:12.939		8	34.437	134.1	48.216	192.8	48.375	186.5	2:11.028	
3	34.915	126.6	50.189	192.8	1:01.614		2:26.718	Pit	9	34.520	132.5	48.484	192.8	48.622	184.6	2:11.626	
4	3:02.548	130.1	49.090	191.1	49.297	185.2	4:40.935		10	35.386	126.3	49.338	190.8	58.235		2:22.959	Pit
5	35.098	130.7	48.886	193.2	49.097	184.9	2:13.081										
6	34.988	131.0	49.104	192.5	58.074		2:22.166	Pit									
33 FABIANI ITA BMW 320si I																	
1	11:10.268	105.4	55.757	173.9	52.299	180.0	12:58.324		5	36.641	130.7	51.001	186.2	51.122	177.6	2:18.764	
2	38.815	118.8	51.129	186.5	51.770	179.1	2:21.714		6	36.478	125.7	51.037	183.9	51.168	179.7	2:18.683	
3	36.124	126.7	1:11.419	175.6	51.648	179.4	2:39.191										
4	37.817		1:13.922	183.9	51.599	178.8	2:43.338										



Weather/Track: Sun 20C / Dry 36C

Circuit Length - 5.403 kilometres
Brno

2010 FIA World Touring Car Championship Free Practice 2 - Best Sector Speeds Report

SECTOR 1				SECTOR 2				SECTOR 3				
POS	NO	NAME	SPEED	LAP	NO	NAME	SPEED	LAP	NO	NAME	SPEED	LAP
1	7	HUFF	135.5	6	3	MONTEIRO	195.6	2	7	HUFF	188.4	7
2	24	POULSEN	135.3	6	18	BARTH	195.6	5	3	MONTEIRO	188.1	8
3	29	TURKINGTON	134.1	8	2	CORONEL	195.2	3	8	MENU	187.8	6
4	17	NYKJAER	133.9	10	1	TARQUINI	194.9	9	17	NYKJAER	187.8	8
5	3	MONTEIRO	133.8	9	5	MICHELISZ	194.9	2	2	CORONEL	187.1	1
6	8	MENU	133.6	7	17	NYKJAER	194.9	2	6	MULLER	187.1	2
7	20	O'YOUNG	133.6	6	24	POULSEN	194.9	10	5	MICHELISZ	186.8	1
8	4	GENE	133.4	8	29	TURKINGTON	194.9	2	18	BARTH	186.8	1
9	5	MICHELISZ	133.1	7	20	O'YOUNG	194.5	3	19	VAULKHARD	186.8	1
10	1	TARQUINI	132.6	5	7	HUFF	194.2	8	1	TARQUINI	186.5	1
11	2	CORONEL	132.5	9	6	MULLER	193.2	2	29	TURKINGTON	186.5	8
12	18	BARTH	132.1	7	8	MENU	192.8	5	4	GENE	185.8	7
13	6	MULLER	132.0	9	19	VAULKHARD	192.8	8	24	POULSEN	185.8	1
14	21	BENNANI	131.3	9	4	GENE	192.5	9	20	O'YOUNG	185.5	4
15	16	ROMANOV	130.7	2	11	PRIAULX	191.4	11	26	D'ASTE	184.9	1
16	33	FABIANI	130.7	5	16	ROMANOV	191.4	8	15	ENGSTLER	184.6	1
17	10	FARFUS	130.4	10	26	D'ASTE	191.4	3	25	HERNANDEZ	184.3	10
18	19	VAULKHARD	130.4	8	15	ENGSTLER	190.8	2	10	FARFUS	183.9	8
19	25	HERNANDEZ	130.1	6	21	BENNANI	190.4	11	21	BENNANI	183.6	1
20	11	PRIAULX	129.4	6	10	FARFUS	190.1	9	11	PRIAULX	183.3	1
21	26	D'ASTE	129.4	10	25	HERNANDEZ	190.1	11	16	ROMANOV	183.3	8
22	15	ENGSTLER	126.9	3	33	FABIANI	186.5	2	33	FABIANI	180.0	1



Weather/Track: Sun 20C / Dry 36C



Circuit Length - 5.403 kilometres
Brno

2010 FIA World Touring Car Championship Free Practice 2 - Best Sector Times Report

POS	NO	SECTOR 1		SECTOR 2		SECTOR 3		IDEAL/BEST LAP COMPARISON							
		TIME	LAP	NO	TIME	LAP	NO	TIME	LAP	NO	NAME	IDEAL	BEST	LAP	DIFF
1	29	34.437	8	29	48.216	8	29	48.375	8	29	TURKINGTO	2:11.028	2:11.028	8	+ 0.000
2	8	34.512	5	6	48.353	2	6	48.443	2	6	MULLER	2:11.474	2:11.489	2	+ 0.015
3	3	34.524	10	7	48.496	8	10	48.724	9	8	MENU	2:11.903	2:12.405	7	+ 0.502
4	1	34.537	5	8	48.532	5	24	48.786	5	7	HUFF	2:11.931	2:12.130	8	+ 0.199
5	20	34.624	6	10	48.570	9	3	48.788	2	1	TARQUINI	2:12.029	2:12.029	5	+ 0.000
6	7	34.637	6	4	48.592	8	7	48.798	2	3	MONTEIRO	2:12.036	2:12.579	2	+ 0.543
7	4	34.669	8	1	48.638	5	1	48.854	5	10	FARFUS	2:12.111	2:12.119	9	+ 0.008
8	6	34.678	5	5	48.675	7	8	48.859	2	4	GENE	2:12.260	2:12.260	8	+ 0.000
9	5	34.794	8	3	48.724	2	11	48.915	9	24	POULSEN	2:12.477	2:12.560	10	+ 0.083
10	18	34.799	6	11	48.834	11	20	48.942	2	5	MICHELISZ	2:12.508	2:12.626	7	+ 0.118
11	11	34.811	9	24	48.838	10	17	48.969	9	11	PRIAULX	2:12.560	2:12.624	9	+ 0.064
12	10	34.817	10	25	49.048	10	4	48.999	8	20	O'YOUNG	2:12.664	2:13.070	6	+ 0.406
13	17	34.825	10	19	49.067	5	5	49.039	9	17	NYKJAER	2:12.968	2:13.155	9	+ 0.187
14	24	34.853	10	20	49.098	5	25	49.091	10	25	HERNANDEZ	2:13.182	2:13.306	10	+ 0.124
15	2	34.856	2	17	49.174	10	15	49.105	8	15	ENGSTLER	2:13.322	2:13.420	7	+ 0.098
16	15	35.003	7	21	49.195	9	26	49.121	2	18	BARTH	2:13.404	2:13.730	7	+ 0.326
17	19	35.019	6	15	49.214	7	18	49.328	7	19	VAULKHARD	2:13.427	2:13.624	5	+ 0.197
18	25	35.043	3	26	49.257	10	19	49.341	5	26	D'ASTE	2:13.527	2:13.869	10	+ 0.342
19	21	35.146	2	18	49.277	8	2	49.489	3	2	CORONEL	2:13.786	2:13.896	3	+ 0.110
20	26	35.149	11	2	49.441	7	21	49.642	5	21	BENNANI	2:13.983	2:14.143	5	+ 0.160
21	16	35.871	4	16	49.748	9	16	49.728	8	16	ROMANOV	2:15.347	2:15.654	8	+ 0.307
22	33	36.124	3	33	51.001	5	33	51.122	5	33	FABIANI	2:18.247	2:18.683	6	+ 0.436

'Perfect Lap' - 2:11.028



Circuit Length - 5.403 kilometres
Brno

Weather/Track: Sun 20C / Dry 36C

**2010 FIA World Touring Car Championship
QUALIFYING 1 - PROVISIONAL CLASSIFICATION**

POS	NO	CLS	DRIVER	NAT	CAR	TIME	LAPS	GAP	KPH
1	7		Robert HUFF	GBR	Chevrolet Cruze	2:10.611	6		148.92
2	1		Gabriele TARQUINI	ITA	SEAT Leon TDI	2:10.666	7	0.055	148.85
3	8		Alain MENU	SUI	Chevrolet Cruze	2:10.678	5	0.067	148.84
4	6		Yvan MULLER	FRA	Chevrolet Cruze	2:10.885	6	0.274	148.61
5	4		Jordi GENE	ESP	SEAT Leon TDI	2:11.009	6	0.398	148.46
6	10		Augusto FARFUS	BRA	BMW 320si	2:11.111	7	0.500	148.35
7	29	I	Colin TURKINGTON	GBR	BMW 320si	2:11.179	7	0.568	148.27
8	2		Tom CORONEL	NED	SEAT Leon TDI	2:11.498	6	0.887	147.91
9	5		Norbert MICHELISZ	HUN	SEAT Leon TDI	2:11.601	6	0.990	147.80
10	17		Michel NYKJAER	DEN	SEAT Leon TDI	2:11.750	7	1.139	147.63
11	11		Andy PRIAULX	GBR	BMW 320si	2:11.761	7	1.150	147.62
12	24	I	Kristian POULSEN	DEN	BMW 320si	2:11.798	8	1.187	147.58
13	25	I	Sergio HERNANDEZ	ESP	BMW 320si	2:11.833	10	1.222	147.54
14	3		Tiago MONTEIRO	POR	SEAT Leon TDI	2:11.994	7	1.383	147.36
15	20	I	Darryl O'YOUNG	HKG	Chevrolet Lacetti	2:12.093	6	1.482	147.25
16	18		Fredy BARTH	SUI	SEAT Leon TDI	2:12.180	7	1.569	147.15
17	21	I	Mehdi BENNANI	MAR	BMW 320si	2:12.496	8	1.885	146.80
18	26	I	Stefano D'ASTE	ITA	BMW 320si	2:12.617	8	2.006	146.66
19	15	I	Franz ENGSTLER	GER	BMW 320si	2:12.658	8	2.047	146.62
20	19	I	Harry VAULKHARD	GBR	Chevrolet Lacetti	2:13.007	9	2.396	146.23
21	16	I	Andrei ROMANOV	RUS	BMW 320si	2:13.989	10	3.378	145.16
22	33	I	Fabio FABIANI	ITA	BMW 320si	2:19.110	3	8.499	139.82

QUALIFICATION MAXIMA 2:19.753

Brno

Subject to technical scrutineering. For Media Information Purposes - No Regulatory Value.

Circuit Length = 5.4030 km.

Weather/Track: Bright 21C / Dry 31C

Start: 15:00 End: 15:26

Race Director:	Steward:	Timekeeper:	Issued at:
----------------	----------	-------------	------------

2010 FIA World Touring Car Championship Qualifying 1 - Sector Analysis Report

Lap	S1 Time	S1 Spd	S2 Time	S2 Spd	S3 Time	S3 Spd	Lap Time	Pit	Lap	S1 Time	S1 Spd	S2 Time	S2 Spd	S3 Time	S3 Spd	Lap Time	Pit
1 TARQUINI ITA SEAT Leon TDI																	
1	10:47.938	123.7	50.747	190.8	50.153	187.8	12:28.838		5	5:07.104	105.7	56.835	185.8	54.553	187.5	6:58.492	
2	34.756	130.1	48.960	193.2	57.163		2:20.879	Pit	6	34.412	131.5	48.091	195.6	48.163	188.4	2:10.666	
3	2:16.885	106.4	57.730	184.6	54.637	187.8	4:09.252		7	38.692	106.7	58.870	160.2	1:04.696		2:42.258	Pit
4	34.322	131.8	54.290	128.1	1:14.920		2:43.532	Pit									
2 CORONEL NED SEAT Leon TDI																	
1	17:08.034	108.3	57.960	182.4	55.037	188.1	19:01.031		5	34.904	128.4	50.132	194.2	50.656	187.5	2:15.692	
2	34.301	133.9	54.843	121.2	1:17.646		2:46.790	Pit	6	37.571	109.6	59.280	158.8	1:06.185		2:43.036	Pit
3	5:02.838	104.1	57.459	183.0	54.612	189.4	6:54.909										
4	34.337	132.6	48.483	196.3	48.678	187.1	2:11.498										
3 MONTEIRO POR SEAT Leon TDI																	
1	12:48.814	116.1	54.984	146.5	53.960	189.1	14:37.758		5	34.544	133.8	48.753	194.2	48.735	186.2	2:12.032	
2	34.726	135.3	48.724	193.8	48.544	186.5	2:11.994		6	34.608	134.1	50.507	148.1	53.145	187.1	2:18.260	
3	34.616	135.0	49.159	191.4	55.725		2:19.500	Pit	7	34.682	135.1	49.308	187.8	1:00.693		2:24.683	Pit
4	9:42.694	132.1	49.430	167.7	50.601	187.8	11:22.725										
4 GENE ESP SEAT Leon TDI																	
1	10:48.873	125.8	50.731	191.1	59.176		12:38.780	Pit	5	34.223	132.6	48.398	197.0	48.388	188.8	2:11.009	
2	4:28.601	106.6	58.076	178.2	54.363	188.4	6:21.040		6	35.623	133.8	49.254	194.2	1:00.380		2:25.257	Pit
3	34.284	132.1	54.707	126.7	1:16.411		2:45.402	Pit									
4	5:04.789	107.4	57.234	180.3	54.507	188.8	6:56.530										
5 MICHELISZ HUN SEAT Leon TDI																	
1	11:38.462	122.0	52.082	193.5	49.789	191.1	13:20.333		5	34.271	133.4	48.454	195.2	48.876	187.8	2:11.601	
2	34.363	130.9	48.585	193.8	48.665	188.1	2:11.613		6	34.692	130.5	50.312	193.8	58.927		2:23.931	Pit
3	34.574	133.1	50.473	193.5	58.644		2:23.691	Pit									
4	13:23.678	103.5	58.528	165.3	1:03.864	189.1	15:26.070										
6 MULLER FRA Chevrolet Cruze																	
1	10:51.295	103.0	59.778	163.6	55.373	189.4	12:46.446		5	34.349	129.3	48.564	191.8	55.209	187.1	2:18.122	
2	34.180	133.8	48.225	192.8	48.480	187.1	2:10.885		6	34.426	131.7	48.859	192.1	1:01.836		2:25.121	Pit
3	35.644	116.7	57.873	177.0	1:03.020		2:36.537	Pit									
4	13:44.051	96.6	59.322	155.8	1:03.803	187.5	15:47.176										
7 HUFF GBR Chevrolet Cruze																	
1	10:50.039	108.9	59.751	180.9	54.900	190.1	12:44.690		5	34.147	136.5	48.177	194.9	48.376	188.8	2:10.700	
2	34.280	132.8	48.102	194.5	48.229	188.1	2:10.611		6	38.054		52.428	189.4	1:01.948		2:32.430	Pit
3	36.973	121.8	57.794	185.2	1:02.156		2:36.923	Pit									
4	13:45.371	99.7	58.622	171.9	1:03.524	189.8	15:47.517										



Weather/Track: Bright 21C / Dry 31C

Circuit Length - 5.403 kilometres
Brno

2010 FIA World Touring Car Championship Qualifying 1 - Sector Analysis Report

Lap	S1 Time	S1 Spd	S2 Time	S2 Spd	S3 Time	S3 Spd	Lap Time	Pit	Lap	S1 Time	S1 Spd	S2 Time	S2 Spd	S3 Time	S3 Spd	Lap Time	Pit
8 MENU SUI Chevrolet Cruze																	
1	10:50.898	102.4	57.360	181.2	53.927	189.8	12:42.185		4	13:47.223	102.9	57.354	184.3	1:02.474	188.4	15:47.051	
2	34.242	131.8	48.179	193.2	48.257	188.8	2:10.678		5	34.153	133.4	48.331	192.8	58.353		2:20.837	Pit
3	38.131	118.2	55.543	170.8	1:03.293		2:36.967	Pit									
10 FARFUS BRA BMW 320si																	
1	11:36.004	112.3	53.755	189.1	49.715	187.5	13:19.474		5	11:38.615	120.6	51.960	188.8	49.702	186.2	13:20.277	
2	34.385	129.4	48.399	190.8	48.327	185.8	2:11.111		6	34.388	127.6	48.495	191.8	48.539	185.5	2:11.422	
3	34.462	130.4	48.576	190.8	48.501	185.2	2:11.539		7	34.448	129.6	49.636	181.8	1:01.525		2:25.609	Pit
4	35.587	122.1	50.265	190.4	1:00.774		2:26.626	Pit									
11 PRIAULX GBR BMW 320si																	
1	10:52.145	90.3	54.296	185.8	51.605	186.8	12:38.046		5	12:03.576	120.6	53.390	189.4	49.516	185.5	13:46.482	
2	34.423	130.9	48.473	191.1	48.865	184.6	2:11.761		6	34.519	130.7	48.824	190.4	48.552	184.9	2:11.895	
3	34.711	129.9	48.527	190.4	48.746	185.5	2:11.984		7	34.722	130.1	48.775	189.8	48.915	182.4	2:12.412	
4	34.676	131.3	49.071	191.4	54.082		2:17.829	Pit									
15 ENGSTLER GER BMW 320si I																	
1	11:01.793	119.7	50.568	187.1	54.781	187.8	12:47.142		6	35.044	128.4	49.468	190.8	49.548	184.6	2:14.060	
2	34.610	129.6	49.065	189.8	48.983	185.5	2:12.658		7	35.404	124.8	49.811	189.4	50.495	181.8	2:15.710	
3	36.545	109.6	51.661	164.1	1:00.031		2:28.237	Pit	8	35.336	126.4	50.060	172.5	50.859	184.3	2:16.255	
4	9:25.270	122.4	57.770	154.2	55.151	184.6	11:18.191										
5	34.979	125.0	48.940	192.1	49.102	184.3	2:13.021										
16 ROMANOV RUS BMW 320si I																	
1	10:53.682	126.4	59.256	154.9	56.085	187.1	12:49.023		7	35.505	123.0	50.544	182.7	50.090	184.6	2:16.139	
2	34.944	129.0	49.278	190.4	49.767	184.6	2:13.989		8	35.861	132.1	49.693	190.4	50.554	182.4	2:16.108	
3	35.464	130.5	49.660	188.8	50.389	184.3	2:15.513		9	38.137	129.8	50.014	190.1	49.920	182.7	2:18.071	
4	35.819	115.0	52.762	189.8	49.923	183.3	2:18.504		10	35.596	122.5	53.839	190.8	1:04.124		2:33.559	Pit
5	37.394	125.0	54.504	161.6	59.730		2:31.628	Pit									
6	4:44.971	124.2	57.783	151.4	55.535	184.3	6:38.289										
17 NYKJAER DEN SEAT Leon TDI																	
1	12:50.497	113.0	54.948	158.5	54.042	189.8	14:39.487		5	8:17.632	125.8	57.913	192.5	50.619	189.1	10:06.164	
2	34.648	133.4	48.702	193.5	48.690	188.4	2:12.040		6	34.538	134.3	48.570	194.5	48.642	188.1	2:11.750	
3	34.571	135.1	48.868	193.5	48.820	187.8	2:12.259		7	34.548	133.0	48.818	194.9	48.879	186.5	2:12.245	
4	35.966	124.7	53.621	129.1	1:16.725		2:46.312	Pit									
18 BARTH SUI SEAT Leon TDI																	
1	12:51.020	109.6	55.243	148.7	54.028	188.8	14:40.291		5	4:58.894	104.4	57.466	181.8	54.977	188.8	6:51.337	
2	34.525	129.8	49.259	194.9	49.310	186.8	2:13.094		6	34.422	124.4	48.760	194.5	48.998	187.5	2:12.180	
3	34.832	130.9	48.949	194.2	49.176	186.5	2:12.957		7	34.568	134.8	49.242	196.3	59.021		2:22.831	Pit
4	35.135	129.0	52.390	128.7	1:18.375		2:45.900	Pit									



Weather/Track: Bright 21C / Dry 31C

Circuit Length - 5.403 kilometres
Brno

2010 FIA World Touring Car Championship Qualifying 1 - Sector Analysis Report

Lap	S1 Time	S1 Spd	S2 Time	S2 Spd	S3 Time	S3 Spd	Lap Time	Pit	Lap	S1 Time	S1 Spd	S2 Time	S2 Spd	S3 Time	S3 Spd	Lap Time	Pit
19 VAULKHARD GBR Chevrolet Lacetti									I								
1	10:57.777	103.8	56.510	138.4	59.956	188.8	12:54.243		6	35.080	128.8	49.124	193.8	48.803	187.8	2:13.007	
2	35.802	130.9	54.226	187.1	50.382	188.8	2:20.410		7	34.924	126.7	49.138	193.2	49.322	187.1	2:13.384	
3	35.377	130.5	48.965	193.5	49.415	187.5	2:13.757		8	34.958	129.9	49.258	192.8	49.528	186.2	2:13.744	
4	35.243	130.5	49.583	191.4	57.327		2:22.153	Pit	9	37.207	115.5	51.642	175.8	1:00.986		2:29.835	Pit
5	7:35.159	117.6	52.587	191.4	50.002	187.8	9:17.748										
20 O'YOUNG HKG Chevrolet Lacetti									I								
1	11:30.351	117.7	51.143	178.8	49.040	188.4	13:10.534		5	34.670	133.9	48.617	193.8	48.806	185.2	2:12.093	
2	34.693	129.9	49.189	192.8	48.789	187.8	2:12.671		6	34.657	131.5	49.539	193.8	1:07.015		2:31.211	Pit
3	34.785	132.3	49.671	193.5	59.024		2:23.480	Pit									
4	9:37.505	116.0	52.545	193.2	49.261	187.5	11:19.311										
21 BENNANI MAR BMW 320si									I								
1	11:09.700	72.6	58.852	187.5	50.643	186.2	12:59.195		6	34.641	131.5	48.858	190.1	48.997	184.6	2:12.496	
2	34.676	129.8	49.104	191.1	48.961	185.2	2:12.741		7	34.844	130.1	49.391	187.1	49.969	183.3	2:14.204	
3	35.042	128.4	49.707	186.8	50.265	166.9	2:15.014		8	35.294	128.8	49.382	188.4	1:00.703		2:25.379	Pit
4	35.538	129.1	49.253	188.4	56.367		2:21.158	Pit									
5	7:57.376		1:02.231	190.1	48.925	184.9	9:48.532										
24 POULSEN DEN BMW 320si									I								
1	11:18.045	127.3	49.887	189.4	50.474	186.5	12:58.406		6	34.635	135.0	48.510	193.5	48.653	185.8	2:11.798	
2	34.877	133.8	49.098	192.8	48.706	186.5	2:12.681		7	34.829	133.1	48.628	191.8	48.669	186.8	2:12.126	
3	34.923	131.2	48.862	192.8	48.605	184.6	2:12.390		8	35.152	135.0	48.942	191.1	1:02.866		2:26.960	Pit
4	35.129	134.1	49.300	192.1	57.964		2:22.393	Pit									
5	8:11.241	127.9	49.671	192.8	48.771	186.5	9:49.683										
25 HERNANDEZ ESP BMW 320si									I								
1	10:53.265	122.4	59.306	158.5	55.736	185.8	12:48.307		7	34.641	131.2	48.546	190.8	48.646	185.2	2:11.833	
2	34.990	129.1	48.653	190.1	48.982	185.5	2:12.625		8	34.807	131.2	48.991	191.4	51.435	183.3	2:15.233	
3	34.797	130.2	48.953	187.8	48.989	182.4	2:12.739		9	35.118	127.2	51.655	161.9	50.996	184.6	2:17.769	
4	39.143	115.8	55.803	188.4	49.392	183.6	2:24.338		10	35.292	124.1	49.757	187.5	56.963		2:22.012	Pit
5	37.538	116.0	54.396	184.9	59.420		2:31.354	Pit									
6	4:42.193	101.0	57.720	175.8	55.152	184.6	6:35.065										
26 D'ASTE ITA BMW 320si									I								
1	10:51.818	97.3	59.891	160.9	56.000	187.8	12:47.709		6	34.926	127.6	49.000	190.8	50.586	184.9	2:14.512	
2	34.678	127.0	49.009	189.1	49.264	185.2	2:12.951		7	34.886	123.4	52.727	174.4	50.372	185.2	2:17.985	
3	34.960	108.1	50.887	187.8	57.498		2:23.345	Pit	8	35.072	128.1	49.459	190.4	49.557	182.7	2:14.088	
4	9:26.379	101.6	59.470	176.4	55.052	185.5	11:20.901										
5	34.649	126.9	49.128	190.1	48.840	184.3	2:12.617										



Weather/Track: Bright 21C / Dry 31C

Circuit Length - 5.403 kilometres
Brno

2010 FIA World Touring Car Championship Qualifying 1 - Sector Analysis Report

Lap S1 Time S1 Spd S2 Time S2 Spd S3 Time S3 Spd Lap Time Pit Lap S1 Time S1 Spd S2 Time S2 Spd S3 Time S3 Spd Lap Time Pit

29 TURKINGTON								GBR		BMW 320si				I	
1	11:16.643	123.1	49.885	191.8	50.013	187.8	12:56.541	5	8:12.980	125.5	49.100	192.8	49.088	187.5	9:51.168
2	34.953	132.1	48.725	192.1	49.486	183.9	2:13.164	6	34.516	132.5	48.217	192.8	48.446	186.2	2:11.179
3	34.818	130.1	48.516	193.8	48.950	185.2	2:12.284	7	34.664	131.7	51.527	117.7	1:00.437		2:26.628 Pit
4	35.287	129.3	49.196	191.1	56.905		2:21.388 Pit								

33 FABIANI								ITA		BMW 320si				I	
1	11:01.273	116.5	52.407	184.9	56.919	180.9	12:50.599	3	36.714	126.9	52.312	183.0	51.714	180.6	2:20.740
2	36.486	121.2	50.734	185.2	51.890	176.7	2:19.110								



Circuit Length - 5.403 kilometres
Brno

Weather/Track: Bright 21C / Dry 31C

2010 FIA World Touring Car Championship Qualifying 1 - Best Sector Speeds Report

SECTOR 1				SECTOR 2				SECTOR 3				
POS	NO	NAME	SPEED	LAP	NO	NAME	SPEED	LAP	NO	NAME	SPEED	LAP
1	7	HUFF	136.5	5	4	GENE	197.0	5	5	MICHELISZ	191.1	1
2	3	MONTEIRO	135.3	2	2	CORONEL	196.3	4	7	HUFF	190.1	1
3	17	NYKJAER	135.1	3	18	BARTH	196.3	7	8	MENU	189.8	1
4	24	POULSEN	135.0	6	1	TARQUINI	195.6	6	17	NYKJAER	189.8	1
5	18	BARTH	134.8	7	5	MICHELISZ	195.2	5	2	CORONEL	189.4	3
6	2	CORONEL	133.9	2	7	HUFF	194.9	5	6	MULLER	189.4	1
7	20	O'YOUNG	133.9	5	17	NYKJAER	194.9	7	3	MONTEIRO	189.1	1
8	4	GENE	133.8	6	3	MONTEIRO	194.2	5	4	GENE	188.8	4
9	6	MULLER	133.8	2	19	VAULKHARD	193.8	6	18	BARTH	188.8	1
10	5	MICHELISZ	133.4	5	20	O'YOUNG	193.8	5	19	VAULKHARD	188.8	1
11	8	MENU	133.4	5	29	TURKINGTON	193.8	3	1	TARQUINI	188.4	6
12	29	TURKINGTON	132.5	6	24	POULSEN	193.5	6	20	O'YOUNG	188.4	1
13	16	ROMANOV	132.1	8	8	MENU	193.2	2	15	ENGSTLER	187.8	1
14	1	TARQUINI	131.8	4	6	MULLER	192.8	2	26	D'ASTE	187.8	1
15	21	BENNANI	131.5	6	15	ENGSTLER	192.1	5	29	TURKINGTON	187.8	1
16	11	PRIAULX	131.3	4	10	FARFUS	191.8	6	10	FARFUS	187.5	1
17	25	HERNANDEZ	131.2	7	11	PRIAULX	191.4	4	16	ROMANOV	187.1	1
18	19	VAULKHARD	130.9	2	25	HERNANDEZ	191.4	8	11	PRIAULX	186.8	1
19	10	FARFUS	130.4	3	21	BENNANI	191.1	2	24	POULSEN	186.8	7
20	15	ENGSTLER	129.6	2	16	ROMANOV	190.8	10	21	BENNANI	186.2	1
21	26	D'ASTE	128.1	8	26	D'ASTE	190.8	6	25	HERNANDEZ	185.8	1
22	33	FABIANI	126.9	3	33	FABIANI	185.2	2	33	FABIANI	180.9	1



Circuit Length - 5.403 kilometres
Brno

Weather/Track: Bright 21C / Dry 31C

2010 FIA World Touring Car Championship Qualifying 1 - Best Sector Times Report

POS	NO	SECTOR 1		SECTOR 2		SECTOR 3		IDEAL/BEST LAP COMPARISON							
		TIME	LAP	NO	TIME	LAP	NO	TIME	LAP	NO	NAME	IDEAL	BEST	LAP	DIFF
1	7	34.147	5	1	48.091	6	1	48.163	6	7	HUFF	2:10.478	2:10.611	2	+ 0.133
2	8	34.153	5	7	48.102	2	7	48.229	2	1	TARQUINI	2:10.576	2:10.666	6	+ 0.090
3	6	34.180	2	8	48.179	2	8	48.257	2	8	MENU	2:10.589	2:10.678	2	+ 0.089
4	4	34.223	5	29	48.217	6	10	48.327	2	6	MULLER	2:10.885	2:10.885	2	+ 0.000
5	5	34.271	5	6	48.225	2	4	48.388	5	4	GENE	2:11.009	2:11.009	5	+ 0.000
6	2	34.301	2	4	48.398	5	29	48.446	6	10	FARFUS	2:11.111	2:11.111	2	+ 0.000
7	1	34.322	4	10	48.399	2	6	48.480	2	29	TURKINGTO	2:11.179	2:11.179	6	+ 0.000
8	10	34.385	2	5	48.454	5	3	48.544	2	5	MICHELISZ	2:11.390	2:11.601	5	+ 0.211
9	18	34.422	6	11	48.473	2	11	48.552	6	11	PRIAULX	2:11.448	2:11.761	2	+ 0.313
10	11	34.423	2	2	48.483	4	24	48.605	3	2	CORONEL	2:11.462	2:11.498	4	+ 0.036
11	29	34.516	6	24	48.510	6	17	48.642	6	17	NYKJAER	2:11.750	2:11.750	6	+ 0.000
12	17	34.538	6	25	48.546	7	25	48.646	7	24	POULSEN	2:11.750	2:11.798	6	+ 0.048
13	3	34.544	5	17	48.570	6	5	48.665	2	3	MONTEIRO	2:11.812	2:11.994	2	+ 0.182
14	15	34.610	2	20	48.617	5	2	48.678	4	25	HERNANDEZ	2:11.833	2:11.833	7	+ 0.000
15	24	34.635	6	3	48.724	2	20	48.789	2	20	O'YOUNG	2:12.063	2:12.093	5	+ 0.030
16	21	34.641	6	18	48.760	6	19	48.803	6	18	BARTH	2:12.180	2:12.180	6	+ 0.000
17	25	34.641	7	21	48.858	6	26	48.840	5	21	BENNANI	2:12.424	2:12.496	6	+ 0.072
18	26	34.649	5	15	48.940	5	21	48.925	5	26	D'ASTE	2:12.489	2:12.617	5	+ 0.128
19	20	34.657	6	19	48.965	3	15	48.983	2	15	ENGSTLER	2:12.533	2:12.658	2	+ 0.125
20	19	34.924	7	26	49.000	6	18	48.998	6	19	VAULKHARD	2:12.692	2:13.007	6	+ 0.315
21	16	34.944	2	16	49.278	2	16	49.767	2	16	ROMANOV	2:13.989	2:13.989	2	+ 0.000
22	33	36.486	2	33	50.734	2	33	51.714	3	33	FABIANI	2:18.934	2:19.110	2	+ 0.176

'Perfect Lap' - 2:10.401



Weather/Track: Bright 21C / Dry 31C



Circuit Length - 5.403 kilometres
Brno

**2010 FIA World Touring Car Championship
 QUALIFYING 2 - PROVISIONAL CLASSIFICATION**

POS	NO	CLS DRIVER	NAT	CAR	TIME	LAPS	GAP	KPH
1	7	Robert HUFF	GBR	Chevrolet Cruze	2:10.860	2		148.63
2	1	Gabriele TARQUINI	ITA	SEAT Leon TDI	2:11.198	3	0.338	148.25
3	29	Colin TURKINGTON	GBR	BMW 320si	2:11.205	3	0.345	148.24
4	10	Augusto FARFUS	BRA	BMW 320si	2:11.260	2	0.400	148.18
5	8	Alain MENU	SUI	Chevrolet Cruze	2:11.360	2	0.500	148.07
6	5	Norbert MICHELISZ	HUN	SEAT Leon TDI	2:11.436	2	0.576	147.98
7	2	Tom CORONEL	NED	SEAT Leon TDI	2:11.528	3	0.668	147.88
8	6	Yvan MULLER	FRA	Chevrolet Cruze	2:11.542	2	0.682	147.86
9	4	Jordi GENE	ESP	SEAT Leon TDI	2:11.745	3	0.885	147.64
10	17	Michel NYKJAER	DEN	SEAT Leon TDI	2:11.826	3	0.966	147.54

Subject to technical scrutineering. For Media Information Purposes - No Regulatory Value.

Weather/Track: Bright 21C / Dry 31C

Brno

Circuit Length = 5.4030 km.

Start: 15:32 End: 15:42

Race Director:	Steward:	Timekeeper:	Issued at:
----------------	----------	-------------	------------

2010 FIA World Touring Car Championship Qualifying 2 - Sector Analysis Report

Lap	S1 Time	S1 Spd	S2 Time	S2 Spd	S3 Time	S3 Spd	Lap Time	Pit	Lap	S1 Time	S1 Spd	S2 Time	S2 Spd	S3 Time	S3 Spd	Lap Time	Pit	
1 TARQUINI ITA SEAT Leon TDI																		
1	12:59.147	106.8	55.396	189.4	52.336	187.5	14:46.879		3	42.938	108.1	1:00.004	179.4	1:08.825			2:51.767	Pit
2	34.350	130.5	48.308	195.6	48.540	188.1	2:11.198											
2 CORONEL NED SEAT Leon TDI																		
1	12:56.234	113.2	52.492	193.5	49.374	188.8	14:38.100		3	38.616	102.7	1:03.777	140.0	1:21.561			3:03.954	Pit
2	34.321	133.0	48.557	195.6	48.650	187.8	2:11.528											
4 GENE ESP SEAT Leon TDI																		
1	12:57.754	100.0	52.885	191.8	49.567	188.8	14:40.206		3	34.771	129.8	52.342	180.9	1:04.735			2:31.848	Pit
2	34.261	130.9	48.653	194.9	48.831	187.1	2:11.745											
5 MICHELISZ HUN SEAT Leon TDI																		
1	13:59.207	116.0	53.805	163.6	52.990	189.1	15:46.002											
2	34.435	130.1	48.513	194.5	48.488	188.1	2:11.436											
6 MULLER FRA Chevrolet Cruze																		
1	13:54.897	104.9	57.280	162.1	53.017	187.8	15:45.194											
2	34.319	131.7	48.620	191.8	48.603	186.8	2:11.542											
7 HUFF GBR Chevrolet Cruze																		
1	13:55.535	109.9	55.582	174.7	52.192	189.4	15:43.309											
2	34.436	134.4	48.104	194.5	48.320	187.8	2:10.860											
8 MENU SUI Chevrolet Cruze																		
1	13:54.405	110.4	54.924	178.2	51.543	188.8	15:40.872											
2	34.381	128.8	48.493	193.2	48.486	186.8	2:11.360											
10 FARFUS BRA BMW 320si																		
1	14:04.211	117.7	52.521	189.1	51.744	187.1	15:48.476											
2	34.475	130.2	48.406	192.1	48.379	185.5	2:11.260											
17 NYKJAER DEN SEAT Leon TDI																		
1	12:54.708	126.0	51.415	185.5	49.786	188.1	14:35.909		3	34.630	132.8	48.957	194.2	49.150	187.1	2:12.737		
2	34.583	131.7	48.711	194.2	48.532	188.1	2:11.826											
29 TURKINGTON GBR BMW 320si I																		
1	13:20.878	127.3	49.300	192.5	49.137	186.5	14:59.315		3	34.672	132.1	54.524	166.4	1:07.657			2:36.853	Pit
2	34.443	132.5	48.320	193.5	48.442	185.5	2:11.205											



Weather/Track: Bright 21C / Dry 31C

Circuit Length - 5.403 kilometres
Brno

2010 FIA World Touring Car Championship Qualifying 2 - Best Sector Speeds Report

SECTOR 1				SECTOR 2				SECTOR 3				
POS	NO	NAME	SPEED	LAP	NO	NAME	SPEED	LAP	NO	NAME	SPEED	LAP
1	7	HUFF	134.4	2	1	TARQUINI	195.6	2	7	HUFF	189.4	1
2	2	CORONEL	133.0	2	2	CORONEL	195.6	2	5	MICHELISZ	189.1	1
3	17	NYKJAER	132.8	3	4	GENE	194.9	2	2	CORONEL	188.8	1
4	29	TURKINGTON	132.5	2	5	MICHELISZ	194.5	2	4	GENE	188.8	1
5	6	MULLER	131.7	2	7	HUFF	194.5	2	8	MENU	188.8	1
6	4	GENE	130.9	2	17	NYKJAER	194.2	2	1	TARQUINI	188.1	2
7	1	TARQUINI	130.5	2	29	TURKINGTON	193.5	2	17	NYKJAER	188.1	1
8	10	FARFUS	130.2	2	8	MENU	193.2	2	6	MULLER	187.8	1
9	5	MICHELISZ	130.1	2	10	FARFUS	192.1	2	10	FARFUS	187.1	1
10	8	MENU	128.8	2	6	MULLER	191.8	2	29	TURKINGTON	186.5	1



Weather/Track: Bright 21C / Dry 31C



Circuit Length - 5.403 kilometres
Brno

2010 FIA World Touring Car Championship Qualifying 2 - Best Sector Times Report

POS	NO	SECTOR 1		SECTOR 2		SECTOR 3		IDEAL/BEST LAP COMPARISON							
		TIME	LAP	NO	TIME	LAP	NO	TIME	LAP	NO	NAME	IDEAL	BEST	LAP	DIFF
1	4	34.261	2	7	48.104	2	7	48.320	2	7	HUFF	2:10.860	2:10.860	2	+ 0.000
2	6	34.319	2	1	48.308	2	10	48.379	2	1	TARQUINI	2:11.198	2:11.198	2	+ 0.000
3	2	34.321	2	29	48.320	2	29	48.442	2	29	TURKINGTO	2:11.205	2:11.205	2	+ 0.000
4	1	34.350	2	10	48.406	2	8	48.486	2	10	FARFUS	2:11.260	2:11.260	2	+ 0.000
5	8	34.381	2	8	48.493	2	5	48.488	2	8	MENU	2:11.360	2:11.360	2	+ 0.000
6	5	34.435	2	5	48.513	2	17	48.532	2	5	MICHELISZ	2:11.436	2:11.436	2	+ 0.000
7	7	34.436	2	2	48.557	2	1	48.540	2	2	CORONEL	2:11.528	2:11.528	2	+ 0.000
8	29	34.443	2	6	48.620	2	6	48.603	2	6	MULLER	2:11.542	2:11.542	2	+ 0.000
9	10	34.475	2	4	48.653	2	2	48.650	2	4	GENE	2:11.745	2:11.745	2	+ 0.000
10	17	34.583	2	17	48.711	2	4	48.831	2	17	NYKJAER	2:11.826	2:11.826	2	+ 0.000

'Perfect Lap' - 2:10.685



Weather/Track: Bright 21C / Dry 31C



Circuit Length - 5.403 kilometres
Brno

**2010 FIA World Touring Car Championship
QUALIFYING 1 RESULT**

POS	NO	CLS	DRIVER	NAT	CAR	TIME	LAPS	GAP	KPH
1	7		Robert HUFF	GBR	Chevrolet Cruze	2:10.611	6		148.92
2	1		Gabriele TARQUINI	ITA	SEAT Leon TDI	2:10.666	7	0.055	148.85
3	8		Alain MENU	SUI	Chevrolet Cruze	2:10.678	5	0.067	148.84
4	6		Yvan MULLER	FRA	Chevrolet Cruze	2:10.885	6	0.274	148.61
5	4		Jordi GENE	ESP	SEAT Leon TDI	2:11.009	6	0.398	148.46
6	10		Augusto FARFUS	BRA	BMW 320si	2:11.111	7	0.500	148.35
7	29	I	Colin TURKINGTON	GBR	BMW 320si	2:11.179	7	0.568	148.27
8	2		Tom CORONEL	NED	SEAT Leon TDI	2:11.498	6	0.887	147.91
9	5		Norbert MICHELISZ	HUN	SEAT Leon TDI	2:11.601	6	0.990	147.80
10	17		Michel NYKJAER	DEN	SEAT Leon TDI	2:11.750	7	1.139	147.63
11	11		Andy PRIAULX	GBR	BMW 320si	2:11.761	7	1.150	147.62
12	24	I	Kristian POULSEN	DEN	BMW 320si	2:11.798	8	1.187	147.58
13	25	I	Sergio HERNANDEZ	ESP	BMW 320si	2:11.833	10	1.222	147.54
14	3		Tiago MONTEIRO	POR	SEAT Leon TDI	2:11.994	7	1.383	147.36
15	20	I	Darryl O'YOUNG	HKG	Chevrolet Lacetti	2:12.093	6	1.482	147.25
16	18		Fredy BARTH	SUI	SEAT Leon TDI	2:12.180	7	1.569	147.15
17	21	I	Mehdi BENNANI	MAR	BMW 320si	2:12.496	8	1.885	146.80
18	26	I	Stefano D'ASTE	ITA	BMW 320si	2:12.617	8	2.006	146.66
19	15	I	Franz ENGSTLER	GER	BMW 320si	2:12.658	8	2.047	146.62
20	19	I	Harry VAULKHARD	GBR	Chevrolet Lacetti	2:13.007	9	2.396	146.23
21	16	I	Andrei ROMANOV	RUS	BMW 320si	2:13.989	10	3.378	145.16
22	33	I	Fabio FABIANI	ITA	BMW 320si	2:19.110	3	8.499	139.82

QUALIFICATION MAXIMA 2:19.753

Brno

Circuit Length = 5.4030 km.

Start: 15:00 End: 15:26

Weather/Track: Bright 21C / Dry 31C

Steward:	Steward:	Steward:	Issued at:
----------	----------	----------	------------

**2010 FIA World Touring Car Championship
QUALIFYING 2 RESULT**

POS	NO	CLS DRIVER	NAT	CAR	TIME	LAPS	GAP	KPH
1	7	Robert HUFF	GBR	Chevrolet Cruze	2:10.860	2		148.63
2	1	Gabriele TARQUINI	ITA	SEAT Leon TDI	2:11.198	3	0.338	148.25
3	29	Colin TURKINGTON	GBR	BMW 320si	2:11.205	3	0.345	148.24
4	10	Augusto FARFUS	BRA	BMW 320si	2:11.260	2	0.400	148.18
5	8	Alain MENU	SUI	Chevrolet Cruze	2:11.360	2	0.500	148.07
6	5	Norbert MICHELISZ	HUN	SEAT Leon TDI	2:11.436	2	0.576	147.98
7	2	Tom CORONEL	NED	SEAT Leon TDI	2:11.528	3	0.668	147.88
8	6	Yvan MULLER	FRA	Chevrolet Cruze	2:11.542	2	0.682	147.86
9	4	Jordi GENE	ESP	SEAT Leon TDI	2:11.745	3	0.885	147.64
10	17	Michel NYKJAER	DEN	SEAT Leon TDI	2:11.826	3	0.966	147.54

Brno

Circuit Length = 5.4030 km.

Start: 15:32 End: 15:42

Weather/Track: Bright 21C / Dry 31C

Steward:	Steward:	Steward:	Issued at:
----------	----------	----------	------------

**2010 FIA World Touring Car Championship
COMBINED QUALIFYING RESULT**

POS	NO	CLS	DRIVER	NAT	CAR	Q1	Q2
1	7		Robert HUFF	GBR	Chevrolet Cruze	2:10.611	2:10.860
2	1		Gabriele TARQUINI	ITA	SEAT Leon TDI	2:10.666	2:11.198
3	29	I	Colin TURKINGTON	GBR	BMW 320si	2:11.179	2:11.205
4	10		Augusto FARFUS	BRA	BMW 320si	2:11.111	2:11.260
5	8		Alain MENU	SUI	Chevrolet Cruze	2:10.678	2:11.360
6	5		Norbert MICHELISZ	HUN	SEAT Leon TDI	2:11.601	2:11.436
7	2		Tom CORONEL	NED	SEAT Leon TDI	2:11.498	2:11.528
8	6		Yvan MULLER	FRA	Chevrolet Cruze	2:10.885	2:11.542
9	4		Jordi GENE	ESP	SEAT Leon TDI	2:11.009	2:11.745
10	17		Michel NYKJAER	DEN	SEAT Leon TDI	2:11.750	2:11.826
11	11		Andy PRIAULX	GBR	BMW 320si	2:11.761	
12	24	I	Kristian POULSEN	DEN	BMW 320si	2:11.798	
13	25	I	Sergio HERNANDEZ	ESP	BMW 320si	2:11.833	
14	3		Tiago MONTEIRO	POR	SEAT Leon TDI	2:11.994	
15	20	I	Darryl O'YOUNG	HKG	Chevrolet Lacetti	2:12.093	
16	18		Fredy BARTH	SUI	SEAT Leon TDI	2:12.180	
17	21	I	Mehdi BENNANI	MAR	BMW 320si	2:12.496	
18	26	I	Stefano D'ASTE	ITA	BMW 320si	2:12.617	
19	15	I	Franz ENGSTLER	GER	BMW 320si	2:12.658	
20	19	I	Harry VAULKHARD	GBR	Chevrolet Lacetti	2:13.007	
21	16	I	Andrei ROMANOV	RUS	BMW 320si	2:13.989	
22	33	I	Fabio FABIANI	ITA	BMW 320si	2:19.110	

QUALIFICATION MAXIMA 2:19.753

Brno

Circuit Length = 5.4030 km.

Start: 15:00 End: 15:42

Weather/Track: Bright 21C / Dry 31C

Steward:	Steward:	Steward:	Issued at:
----------	----------	----------	------------

**2010 FIA World Touring Car Championship
WARM UP**

POS	NO	CLS	DRIVER	NAT	CAR	TIME	LAPS	GAP	KPH
1	11		Andy PRIAULX	GBR	BMW 320si	2:11.307	7		148.13
2	10		Augusto FARFUS	BRA	BMW 320si	2:11.504	7	0.197	147.91
3	4		Jordi GENE	ESP	SEAT Leon TDI	2:11.755	7	0.448	147.62
4	29		Colin TURKINGTON	GBR	BMW 320si	2:11.828	6	0.521	147.54
5	8		Alain MENU	SUI	Chevrolet Cruze	2:12.062	7	0.755	147.28
6	20	I	Darryl O'YOUNG	HKG	Chevrolet Lacetti	2:12.118	7	0.811	147.22
7	2		Tom CORONEL	NED	SEAT Leon TDI	2:12.161	7	0.854	147.17
8	7		Robert HUFF	GBR	Chevrolet Cruze	2:12.418	7	1.111	146.88
9	5		Norbert MICHELISZ	HUN	SEAT Leon TDI	2:12.488	7	1.181	146.81
10	6		Yvan MULLER	FRA	Chevrolet Cruze	2:12.569	7	1.262	146.72
11	24	I	Kristian POULSEN	DEN	BMW 320si	2:12.579	7	1.272	146.71
12	21	I	Mehdi BENNANI	MAR	BMW 320si	2:12.732	7	1.425	146.54
13	1		Gabriele TARQUINI	ITA	SEAT Leon TDI	2:12.806	7	1.499	146.46
14	3		Tiago MONTEIRO	POR	SEAT Leon TDI	2:12.820	7	1.513	146.44
15	17		Michel NYKJAER	DEN	SEAT Leon TDI	2:12.905	7	1.598	146.35
16	25	I	Sergio HERNANDEZ	ESP	BMW 320si	2:12.923	7	1.616	146.33
17	15	I	Franz ENGSTLER	GER	BMW 320si	2:13.585	7	2.278	145.60
18	26	I	Stefano D'ASTE	ITA	BMW 320si	2:13.658	6	2.351	145.52
19	19	I	Harry VAULKHARD	GBR	Chevrolet Lacetti	2:13.682	7	2.375	145.50
20	16	I	Andrei ROMANOV	RUS	BMW 320si	2:13.712	5	2.405	145.46
21	18		Fredy BARTH	SUI	SEAT Leon TDI	2:15.452	5	4.145	143.59
22	33	I	Fabio FABIANI	ITA	BMW 320si	2:17.351	7	6.044	141.61

Brno

For Media Information Purposes - No Regulatory Value.

Circuit Length = 5.4030 km.

Weather/Track: Sun 17C / Dry 29C

Start: 08:30 End: 08:45

Race Director:	Steward:	Timekeeper:	Issued at:
----------------	----------	-------------	------------

2010 FIA World Touring Car Championship

Warm Up - Sector Analysis Report

Lap	S1 Time	S1 Spd	S2 Time	S2 Spd	S3 Time	S3 Spd	Lap Time	Pit	Lap	S1 Time	S1 Spd	S2 Time	S2 Spd	S3 Time	S3 Spd	Lap Time	Pit
1 TARQUINI ITA SEAT Leon TDI																	
1	10:48.813	121.2	51.980	180.9	56.586	114.7	12:37.379		5	1:04.517	128.5	50.257	194.5	47.773	186.8	2:42.547	
2	39.717	105.0	56.771	190.8	49.702	187.1	2:26.190		6	34.708	132.8	50.242	192.5	47.856	186.5	2:12.806	
3	34.618	130.5	58.972	187.5	50.555	187.1	2:24.145		7	34.768	128.5	50.150	194.9	48.022	186.5	2:12.940	
4	34.548	127.9	55.277	185.5	59.851		2:29.676	Pit									
2 CORONEL NED SEAT Leon TDI																	
1	11:06.901	111.4	56.944	190.8	49.673	187.1	12:53.518		5	34.690	131.8	49.973	195.6	48.085	187.1	2:12.748	
2	34.691	132.6	49.686	193.5	47.784	187.1	2:12.161		6	35.444	114.7	50.460	196.0	56.255		2:22.159	Pit
3	34.699	131.5	49.772	194.5	48.073	186.2	2:12.544		7	1:08.383	130.5	50.063	194.5	58.660		2:57.106	Pit
4	34.684	130.1	51.422	194.2	48.399	187.8	2:14.505										
3 MONTEIRO POR SEAT Leon TDI																	
1	10:51.343	120.8	51.700	190.8	49.401	185.2	12:32.444		5	34.859	131.7	51.150	194.5	47.911	187.8	2:13.920	
2	34.871	132.8	49.983	193.5	47.966	184.9	2:12.820		6	34.683	132.1	50.421	194.5	48.159	185.5	2:13.263	
3	34.865	132.0	50.615	195.2	47.907	186.2	2:13.387		7	35.153	133.3	50.858	192.8	57.937		2:23.948	Pit
4	34.871	131.3	49.955	193.2	48.025	185.5	2:12.851										
4 GENE ESP SEAT Leon TDI																	
1	10:53.627	119.2	52.055	192.5	49.515	186.8	12:35.197		5	34.627	131.7	50.118	191.8	47.864	184.9	2:12.609	
2	34.478	131.2	49.677	195.2	47.600	187.5	2:11.755		6	34.767	131.8	50.055	193.2	47.941	185.5	2:12.763	
3	34.466	133.3	50.505	194.2	47.847	187.1	2:12.818		7	34.953	129.9	50.655	194.2	57.784		2:23.392	Pit
4	34.660	130.7	49.930	192.8	47.960	187.1	2:12.550										
5 MICHELISZ HUN SEAT Leon TDI																	
1	10:59.607	112.3	53.621	191.4	48.664	187.1	12:41.892		5	34.777	131.0	50.326	196.0	47.921	187.5	2:13.024	
2	34.907	126.6	50.162	194.5	47.909	187.1	2:12.978		6	34.742	131.8	50.240	195.2	56.268		2:21.250	Pit
3	34.680	130.7	50.049	194.9	47.759	187.1	2:12.488		7	1:04.968	110.9	54.208	171.9	1:00.274		2:59.450	Pit
4	34.626	133.3	50.192	195.2	48.629	185.2	2:13.447										
6 MULLER FRA Chevrolet Cruze																	
1	10:46.544	133.6	50.719	191.1	48.583	183.6	12:25.846		5	35.098	127.9	50.233	190.8	48.049	183.3	2:13.380	
2	34.979	130.1	50.101	190.8	47.895	184.6	2:12.975		6	34.831	133.1	50.360	191.4	55.698	137.2	2:20.889	
3	34.768	130.7	49.884	191.8	47.917	184.6	2:12.569		7	36.415	133.1	50.511	190.8	53.554	135.8	2:20.480	
4	34.718	130.9	49.941	191.4	48.164	183.9	2:12.823										
7 HUFF GBR Chevrolet Cruze																	
1	10:46.145	130.1	50.601	191.4	48.391	183.3	12:25.137		5	34.920	132.3	49.917	191.4	47.908	185.8	2:12.745	
2	34.954	130.9	49.801	191.1	48.035	184.9	2:12.790		6	34.791	131.5	49.607	191.8	48.020	185.5	2:12.418	
3	34.901	132.8	49.619	192.1	47.941	186.2	2:12.461		7	34.822	135.0	49.936	191.8	47.867	186.5	2:12.625	
4	34.898	133.3	49.760	191.4	47.793	184.9	2:12.451										



Weather/Track: Sun 17C / Dry 29C

Circuit Length - 5.403 kilometres
Brno

2010 FIA World Touring Car Championship Warm Up - Sector Analysis Report

Lap	S1 Time	S1 Spd	S2 Time	S2 Spd	S3 Time	S3 Spd	Lap Time	Pit	Lap	S1 Time	S1 Spd	S2 Time	S2 Spd	S3 Time	S3 Spd	Lap Time	Pit
8 MENU SUI Chevrolet Cruze																	
1	10:48.100	123.8	51.309	187.5	50.487	184.9	12:29.896		5	34.831	131.3	50.083	192.5	48.073	186.2	2:12.987	
2	34.727	133.0	49.694	191.4	47.737	186.2	2:12.158		6	34.622	133.0	50.198	192.8	53.185		2:18.005	Pit
3	34.580	132.3	49.669	192.8	47.813	186.5	2:12.062		7	1:09.334	123.0	57.974	187.8	55.363		3:02.671	Pit
4	34.661	132.6	49.770	191.4	47.852	185.5	2:12.283										
10 FARFUS BRA BMW 320si																	
1	10:56.690	128.8	50.184	192.5	47.616	185.2	12:34.490		5	34.692	133.9	49.982	191.4	47.715	185.5	2:12.389	
2	34.607	128.2	49.496	193.5	47.606	185.8	2:11.709		6	34.545	128.5	49.502	192.1	47.457	185.5	2:11.504	
3	34.545	128.8	49.608	192.8	53.074		2:17.227	Pit	7	34.803	130.1	49.795	192.1	51.167	132.1	2:15.765	
4	1:08.253	127.0	53.030	190.8	47.666	186.5	2:48.949										
11 PRIAULX GBR BMW 320si																	
1	10:57.413	127.3	50.393	191.4	55.099	91.6	12:42.905		5	34.568	128.5	49.775	191.8	47.693	185.2	2:12.036	
2	37.474	130.5	49.730	193.5	47.359	186.5	2:14.563		6	34.732	124.7	49.678	192.5	47.765	185.5	2:12.175	
3	34.406	130.4	49.421	193.2	47.480	185.8	2:11.307		7	34.622	128.2	49.763	192.1	47.719	185.2	2:12.104	
4	34.539	130.4	49.476	193.5	47.489	184.6	2:11.504										
15 ENGSTLER GER BMW 320si I																	
1	11:02.733	123.4	50.878	190.8	49.036	185.5	12:42.647		5	35.251	122.5	50.494	191.4	48.381	184.9	2:14.126	
2	35.213	124.8	50.084	191.1	48.290	183.9	2:13.587		6	35.284	126.0	50.501	188.4	49.491	174.1	2:15.276	
3	35.222	122.1	50.715	192.1	48.324	185.2	2:14.261		7	36.805	126.4	51.634	182.7	57.977		2:26.416	Pit
4	35.321	125.8	50.146	191.4	48.118	184.9	2:13.585										
16 ROMANOV RUS BMW 320si I																	
1	11:03.912	119.6	51.135	190.4	49.219	184.3	12:44.266		4	35.196	131.2	50.315	189.8	48.201	186.5	2:13.712	
2	36.524	130.4	50.653	192.1	48.838	184.6	2:16.015		5	35.258	129.3	50.705	189.1	1:02.466		2:28.429	Pit
3	36.349	131.2	52.047	188.8	52.911	185.8	2:21.307										
17 NYKJAER DEN SEAT Leon TDI																	
1	10:55.427	123.9	54.185	188.4	52.177	177.0	12:41.789		5	34.842	131.0	50.543	194.5	47.906	187.5	2:13.291	
2	37.355	127.8	55.755	192.5	58.194		2:31.304	Pit	6	34.850	129.4	50.204	194.2	47.994	187.8	2:13.048	
3	1:06.793	132.5	50.165	194.5	48.049	187.8	2:45.007		7	35.101	131.7	50.262	195.2	59.519		2:24.882	Pit
4	34.953	129.9	49.994	194.5	47.958	187.5	2:12.905										
18 BARTH SUI SEAT Leon TDI																	
1	10:59.231	103.7	56.948	183.3	51.666	164.6	12:47.845		4	35.322	127.6	50.753	191.1	56.132		2:22.207	Pit
2	38.120	120.4	58.478	184.9	49.640	175.0	2:26.238		5	1:08.455	126.3	50.362	190.8	1:02.172		3:00.989	Pit
3	35.809	130.2	50.595	187.1	49.048	179.4	2:15.452										



Weather/Track: Sun 17C / Dry 29C

Circuit Length - 5.403 kilometres
Brno

2010 FIA World Touring Car Championship

Warm Up - Sector Analysis Report

Lap	S1 Time	S1 Spd	S2 Time	S2 Spd	S3 Time	S3 Spd	Lap Time	Pit	Lap	S1 Time	S1 Spd	S2 Time	S2 Spd	S3 Time	S3 Spd	Lap Time	Pit
19 VAULKHARD GBR									Chevrolet Lacetti I								
1	11:11.447	119.0	53.376	175.8	50.658	187.1	12:55.481		5	35.518	128.7	50.710	192.8	48.397	186.5	2:14.625	
2	35.323	129.6	50.110	194.9	48.249	188.8	2:13.682		6	35.055	126.4	50.677	194.2	48.489	187.8	2:14.221	
3	35.129	130.5	50.365	193.8	48.278	188.4	2:13.772		7	35.424	126.9	50.695	192.5	48.572	186.8	2:14.691	
4	35.060	128.8	50.726	192.5	48.327	188.1	2:14.113										
20 O'YOUNG HKG									Chevrolet Lacetti I								
1	11:08.927	123.4	55.449	175.3	49.856	186.5	12:54.232		5	34.732	131.0	50.063	192.8	48.119	186.2	2:12.914	
2	34.616	132.5	49.704	193.8	47.798	187.1	2:12.118		6	34.823	131.7	50.079	194.9	55.124		2:20.026	Pit
3	34.702	133.3	49.899	194.2	48.024	186.5	2:12.625		7	1:13.403	114.8	50.637	194.5	47.967	186.8	2:52.007	
4	34.537	133.6	49.918	194.5	48.038	185.2	2:12.493										
21 BENNANI MAR									BMW 320si I								
1	11:11.668	121.4	52.999	175.8	49.974	185.2	12:54.641		5	35.249	128.1	50.109	188.8	48.460	183.6	2:13.818	
2	34.900	129.6	49.866	190.4	47.966	185.2	2:12.732		6	35.127	129.3	50.318	190.8	48.973	182.7	2:14.418	
3	34.898	130.1	50.308	190.4	48.542	183.3	2:13.748		7	35.146	129.8	50.414	188.8	48.609	183.3	2:14.169	
4	35.189	128.2	50.033	189.8	48.557	183.6	2:13.779										
24 POULSEN DEN									BMW 320si I								
1	11:29.685	109.3	1:03.085		59.260	159.2	13:32.030		5	34.899	132.0	49.972	193.8	47.794	186.2	2:12.665	
2	38.114	130.4	50.394	193.2	48.088	185.2	2:16.596		6	35.073	135.5	49.913	193.5	47.811	186.2	2:12.797	
3	35.093	134.3	49.828	192.8	47.709	185.5	2:12.630		7	35.250	133.1	49.959	193.5	47.758	185.5	2:12.967	
4	34.924	133.9	49.980	191.4	47.675	185.8	2:12.579										
25 HERNANDEZ ESP									BMW 320si I								
1	10:59.835	121.6	52.186	188.1	48.207	183.3	12:40.228		5	35.685	120.1	50.309	189.8	48.975	184.6	2:14.969	
2	35.073	131.2	49.796	189.8	48.054	183.6	2:12.923		6	34.994	130.2	49.959	190.8	48.059	183.3	2:13.012	
3	35.030	131.3	49.872	189.1	48.218	182.4	2:13.120		7	35.049	129.4	50.058	189.1	48.167	183.3	2:13.274	
4	35.116	129.9	49.766	188.4	48.285	182.4	2:13.167										
26 D'ASTE ITA									BMW 320si I								
1	10:58.793	127.8	50.142	189.4	48.640	182.1	12:37.575		5	35.113	130.4	50.617	186.2	48.397	183.3	2:14.127	
2	35.169	129.8	50.131	189.1	48.358	183.0	2:13.658		6	35.002	129.1	51.303	189.8	57.619		2:23.924	Pit
3	35.127	126.1	50.718	189.1	53.124		2:18.969	Pit									
4	3:02.684	127.9	50.775	190.8	50.670	182.7	4:44.129										
29 TURKINGTON GBR									BMW 320si I								
1	11:20.858	121.0	58.062	191.8	49.297	185.5	13:08.217		5	34.621	132.8	49.502	192.8	47.746	185.2	2:11.869	
2	34.822	129.6	49.483	193.5	47.523	186.5	2:11.828		6	35.896	121.4	1:07.400	102.9	1:11.477		2:54.773	Pit
3	34.690	132.5	49.625	194.2	59.634		2:23.949	Pit									
4	1:17.860	129.0	50.382	190.8	48.328	186.2	2:56.570										



Weather/Track: Sun 17C / Dry 29C

Circuit Length - 5.403 kilometres
Brno

2010 FIA World Touring Car Championship Warm Up - Sector Analysis Report

Lap	S1 Time	S1 Spd	S2 Time	S2 Spd	S3 Time	S3 Spd	Lap Time Pit	Lap	S1 Time	S1 Spd	S2 Time	S2 Spd	S3 Time	S3 Spd	Lap Time Pit	
33 FABIANI								ITA BMW 320si								I
1	11:13.971	109.4	53.049	185.8	51.043	179.4	2:58.063	5	35.901	122.3	52.188	180.6	50.715	180.3	2:18.804	
2	36.151	124.7	51.710	182.4	49.915	180.9	2:17.776	6	35.837	128.8	52.533	186.5	49.860	180.0	2:18.230	
3	35.702	126.9	51.295	186.5	50.354	179.1	2:17.351	7	39.771	112.5	52.184	186.5	49.839	180.6	2:21.794	
4	36.493	126.9	51.772	183.9	49.677	179.7	2:17.942									



Weather/Track: Sun 17C / Dry 29C



Circuit Length - 5.403 kilometres
Brno

2010 FIA World Touring Car Championship Warm Up - Best Sector Speeds Report

SECTOR 1				SECTOR 2				SECTOR 3				
POS	NO	NAME	SPEED	LAP	NO	NAME	SPEED	LAP	NO	NAME	SPEED	LAP
1	24	POULSEN	135.5	6	2	CORONEL	196.0	6	19	VAULKHARD	188.8	2
2	7	HUFF	135.0	7	5	MICHELISZ	196.0	5	2	CORONEL	187.8	4
3	10	FARFUS	133.9	5	3	MONTEIRO	195.2	3	3	MONTEIRO	187.8	5
4	6	MULLER	133.6	1	4	GENE	195.2	2	17	NYKJAER	187.8	3
5	20	O'YOUNG	133.6	4	17	NYKJAER	195.2	7	4	GENE	187.5	2
6	3	MONTEIRO	133.3	7	1	TARQUINI	194.9	7	5	MICHELISZ	187.5	5
7	4	GENE	133.3	3	19	VAULKHARD	194.9	2	1	TARQUINI	187.1	2
8	5	MICHELISZ	133.3	4	20	O'YOUNG	194.9	6	20	O'YOUNG	187.1	2
9	8	MENU	133.0	2	29	TURKINGTON	194.2	3	7	HUFF	186.5	7
10	1	TARQUINI	132.8	6	24	POULSEN	193.8	5	8	MENU	186.5	3
11	29	TURKINGTON	132.8	5	10	FARFUS	193.5	2	10	FARFUS	186.5	4
12	2	CORONEL	132.6	2	11	PRIAULX	193.5	2	11	PRIAULX	186.5	2
13	17	NYKJAER	132.5	3	8	MENU	192.8	3	16	ROMANOV	186.5	4
14	25	HERNANDEZ	131.3	3	7	HUFF	192.1	3	29	TURKINGTON	186.5	2
15	16	ROMANOV	131.2	3	15	ENGSTLER	192.1	3	24	POULSEN	186.2	5
16	11	PRIAULX	130.5	2	16	ROMANOV	192.1	2	15	ENGSTLER	185.5	1
17	19	VAULKHARD	130.5	3	6	MULLER	191.8	3	21	BENNANI	185.2	1
18	26	D'ASTE	130.4	5	18	BARTH	191.1	4	6	MULLER	184.6	2
19	18	BARTH	130.2	3	21	BENNANI	190.8	6	25	HERNANDEZ	184.6	5
20	21	BENNANI	130.1	3	25	HERNANDEZ	190.8	6	26	D'ASTE	183.3	5
21	33	FABIANI	128.8	6	26	D'ASTE	190.8	4	33	FABIANI	180.9	2
22	15	ENGSTLER	126.4	7	33	FABIANI	186.5	3	18	BARTH	179.4	3



Weather/Track: Sun 17C / Dry 29C



Circuit Length - 5.403 kilometres
Brno

2010 FIA World Touring Car Championship Warm Up - Best Sector Times Report

POS	SECTOR 1			SECTOR 2			SECTOR 3			IDEAL/BEST LAP COMPARISON					
	NO	TIME	LAP	NO	TIME	LAP	NO	TIME	LAP	NO	NAME	IDEAL	BEST	LAP	DIFF
1	11	34.406	3	11	49.421	3	11	47.359	2	11	PRIAULX	2:11.186	2:11.307	3	+ 0.121
2	4	34.466	3	29	49.483	2	10	47.457	6	10	FARFUS	2:11.498	2:11.504	6	+ 0.006
3	20	34.537	4	10	49.496	2	29	47.523	2	29	TURKINGTO	2:11.627	2:11.828	2	+ 0.201
4	10	34.545	3	7	49.607	6	4	47.600	2	4	GENE	2:11.743	2:11.755	2	+ 0.012
5	1	34.548	4	8	49.669	3	24	47.675	4	8	MENU	2:11.986	2:12.062	3	+ 0.076
6	8	34.580	3	4	49.677	2	8	47.737	2	20	O'YOUNG	2:12.039	2:12.118	2	+ 0.079
7	29	34.621	5	2	49.686	2	5	47.759	3	2	CORONEL	2:12.154	2:12.161	2	+ 0.007
8	5	34.626	4	20	49.704	2	1	47.773	5	7	HUFF	2:12.191	2:12.418	6	+ 0.227
9	3	34.683	6	25	49.766	4	2	47.784	2	24	POULSEN	2:12.402	2:12.579	4	+ 0.177
10	2	34.684	4	24	49.828	3	7	47.793	4	5	MICHELISZ	2:12.434	2:12.488	3	+ 0.054
11	6	34.718	4	21	49.866	2	20	47.798	2	1	TARQUINI	2:12.471	2:12.806	6	+ 0.335
12	7	34.791	6	6	49.884	3	6	47.895	2	6	MULLER	2:12.497	2:12.569	3	+ 0.072
13	17	34.842	5	3	49.955	4	17	47.906	5	3	MONTEIRO	2:12.545	2:12.820	2	+ 0.275
14	21	34.898	3	17	49.994	4	3	47.907	3	21	BENNANI	2:12.730	2:12.732	2	+ 0.002
15	24	34.899	5	5	50.049	3	21	47.966	2	17	NYKJAER	2:12.742	2:12.905	4	+ 0.163
16	25	34.994	6	15	50.084	2	25	48.054	2	25	HERNANDEZ	2:12.814	2:12.923	2	+ 0.109
17	26	35.002	6	19	50.110	2	15	48.118	4	19	VAULKHARD	2:13.414	2:13.682	2	+ 0.268
18	19	35.055	6	26	50.131	2	16	48.201	4	15	ENGSTLER	2:13.415	2:13.585	4	+ 0.170
19	16	35.196	4	1	50.150	7	19	48.249	2	26	D'ASTE	2:13.491	2:13.658	2	+ 0.167
20	15	35.213	2	16	50.315	4	26	48.358	2	16	ROMANOV	2:13.712	2:13.712	4	+ 0.000
21	18	35.322	4	18	50.362	5	18	49.048	3	18	BARTH	2:14.732	2:15.452	3	+ 0.720
22	33	35.702	3	33	51.295	3	33	49.677	4	33	FABIANI	2:16.674	2:17.351	3	+ 0.677

'Perfect Lap' - 2:11.186



Weather/Track: Sun 17C / Dry 29C


Circuit Length - 5.403 kilometres
Brno

2010 FIA World Touring Car Championship

GRID FOR RACE 1

ROW 11	16	ROMANOV	33	FABIANI
ROW 10	15	ENGSTLER	19	VAULKHARD
ROW 9	21	BENNANI	26	D'ASTE
ROW 8	20	O'YOUNG	18	BARTH
ROW 7	25	HERNANDEZ	3	MONTEIRO
ROW 6	11	PRIAULX	24	POULSEN
ROW 5	4	GENE	17	NYKJAER
ROW 4	2	CORONEL	6	MULLER
ROW 3	8	MENU	5	MICHELISZ
ROW 2	29	TURKINGTON	10	FARFUS
ROW 1	7	HUFF	1	TARQUINI

POLE



Brno
Circuit Length = 5.4030 km.

Race Director:	Steward:	Timekeeper:
----------------	----------	-------------

2010 FIA World Touring Car Championship
RACE 1 - PROVISIONAL CLASSIFICATION

POS	NO	CLS	DRIVER / TEAM	NAT	CAR	TIME	LAPS	GAP	KPH	BEST
1	7		Robert HUFF	GBR	Chevrolet Cruze	28:46.901	12		135.16	2:12.716
2	1		Gabriele TARQUINI	ITA	SEAT Leon TDI	28:47.697	12	0.796	135.09	2:12.641
3	8		Alain MENU	SUI	Chevrolet Cruze	28:48.937	12	2.036	135.00	2:12.261
4	10		Augusto FARFUS	BRA	BMW 320si	28:49.246	12	2.345	134.97	2:12.167
5	11		Andy PRIAULX	GBR	BMW 320si	28:59.775	12	12.874	134.16	2:13.903
6	29		Colin TURKINGTON	GBR	BMW 320si	29:00.103	12	13.202	134.13	2:13.647
7	17		Michel NYKJAER	DEN	SEAT Leon TDI	29:01.157	12	14.256	134.05	2:13.416
8	20	I	Darryl O'YOUNG	HKG	Chevrolet Lacetti	29:02.368	12	15.467	133.96	2:13.913
9	24	I	Kristian POULSEN	DEN	BMW 320si	29:02.581	12	15.680	133.94	2:13.197
10	3		Tiago MONTEIRO	POR	SEAT Leon TDI	29:03.425	12	16.524	133.88	2:13.635
11	26	I	Stefano D'ASTE	ITA	BMW 320si	29:05.681	12	18.780	133.70	2:14.119
12	25	I	Sergio HERNANDEZ	ESP	BMW 320si	29:07.806	12	20.905	133.54	2:13.928
13	18		Fredy BARTH	SUI	SEAT Leon TDI	29:08.264	12	21.363	133.50	2:14.014
14	15	I	Franz ENGSTLER	GER	BMW 320si	29:09.385	12	22.484	133.42	2:14.108
15	21	I	Mehdi BENNANI	MAR	BMW 320si	29:11.151	12	24.250	133.28	2:13.998
16	19	I	Harry VAULKHARD	GBR	Chevrolet Lacetti	29:13.455	12	26.554	133.11	2:14.382
17	16	I	Andrei ROMANOV	RUS	BMW 320si	29:25.923	12	39.022	132.17	2:14.253
18	33	I	Fabio FABIANI	ITA	BMW 320si	30:11.773	12	1:24.872	128.82	2:18.446

NOT CLASSIFIED

6			Yvan MULLER	FRA	Chevrolet Cruze	30:13.718	6	N.C.F.	64.34	2:25.141
5			Norbert MICHELISZ	HUN	SEAT Leon TDI	8:50.443	3	D.N.F.	110.00	2:24.152
4			Jordi GENE	ESP	SEAT Leon TDI		0	D.N.F.	N/A	
2			Tom CORONEL	NED	SEAT Leon TDI		0	D.N.F.	N/A	

FASTEST LAP

10			Augusto FARFUS		BMW 320si	2:12.167	4	91.44mph	147.16kph
24	I		Kristian POULSEN		BMW 320si	2:13.197	5	90.73mph	146.03kph

Brno

Subject to Technical Scrutineering. For Media Information Purposes - No Regulatory Value.

Circuit Length = 5.4030 km.

Weather/Track: Sun 24C / Dry 48C

Start: 12:03 End: 12:32

Race Director:	Steward:	Timekeeper:	Issued at:
----------------	----------	-------------	------------

2010 FIA World Touring Car Championship
RACE 1 RESULT

POS	NO	CLS	DRIVER / TEAM	NAT	CAR	TIME	LAPS	GAP	KPH	BEST
1	7		Robert HUFF	GBR	Chevrolet Cruze	28:46.901	12		135.16	2:12.716
2	1		Gabriele TARQUINI	ITA	SEAT Leon TDI	28:47.697	12	0.796	135.09	2:12.641
3	8		Alain MENU	SUI	Chevrolet Cruze	28:48.937	12	2.036	135.00	2:12.261
4	10		Augusto FARFUS	BRA	BMW 320si	28:49.246	12	2.345	134.97	2:12.167
5	11		Andy PRIAULX	GBR	BMW 320si	28:59.775	12	12.874	134.16	2:13.903
6	29		Colin TURKINGTON	GBR	BMW 320si	29:00.103	12	13.202	134.13	2:13.647
7	17		Michel NYKJAER	DEN	SEAT Leon TDI	29:01.157	12	14.256	134.05	2:13.416
8	24	I	Kristian POULSEN	DEN	BMW 320si	29:02.581	12	15.680	133.94	2:13.197
9	3		Tiago MONTEIRO	POR	SEAT Leon TDI	29:03.425	12	16.524	133.88	2:13.635
10	26	I	Stefano D'ASTE	ITA	BMW 320si	29:05.681	12	18.780	133.70	2:14.119
11	25	I	Sergio HERNANDEZ	ESP	BMW 320si	29:07.806	12	20.905	133.54	2:13.928
12	18		Fredy BARTH	SUI	SEAT Leon TDI	29:08.264	12	21.363	133.50	2:14.014
13	15	I	Franz ENGSTLER	GER	BMW 320si	29:09.385	12	22.484	133.42	2:14.108
14	21	I	Mehdi BENNANI	MAR	BMW 320si	29:11.151	12	24.250	133.28	2:13.998
15	19	I	Harry VAULKHARD	GBR	Chevrolet Lacetti	29:13.455	12	26.554	133.11	2:14.382
16	16	I	Andrei ROMANOV	RUS	BMW 320si	29:25.923	12	39.022	132.17	2:14.253
17	20	I	Darryl O'YOUNG	HKG	Chevrolet Lacetti	29:32.368	12	45.467	131.69	2:13.913
18	33	I	Fabio FABIANI	ITA	BMW 320si	30:11.773	12	1:24.872	128.82	2:18.446

NOT CLASSIFIED

6			Yvan MULLER	FRA	Chevrolet Cruze	30:13.718	6	N.C.F.	64.34	2:25.141
5			Norbert MICHELISZ	HUN	SEAT Leon TDI	8:50.443	3	D.N.F.	110.00	2:24.152
4			Jordi GENE	ESP	SEAT Leon TDI		0	D.N.F.	N/A	
2			Tom CORONEL	NED	SEAT Leon TDI		0	D.N.F.	N/A	

FASTEST LAP

10			Augusto FARFUS		BMW 320si	2:12.167	4	91.44mph	147.16kph
24	I		Kristian POULSEN		BMW 320si	2:13.197	5	90.73mph	146.03kph

Brno

Car 20, + 30 second penalty applied (Stewards Decision No.9 refers)

Circuit Length = 5.4030 km.

Weather/Track: Sun 24C / Dry 48C

Start: 12:03 End: 12:32

Steward:	Steward:	Steward:	Issued at:
----------	----------	----------	------------

2010 FIA World Touring Car Championship

Race 1 - Sector Analysis Report

Lap	S1 Time	S1 Spd	S2 Time	S2 Spd	S3 Time	S3 Spd	Lap Time	Pit	Lap	S1 Time	S1 Spd	S2 Time	S2 Spd	S3 Time	S3 Spd	Lap Time	Pit
1 TARQUINI ITA SEAT Leon TDI																	
1	39.816	126.3	49.672	195.2	50.668	149.5	2:20.156		8	34.749	131.2	50.214	196.0	48.022	187.5	2:12.985	
2	52.624		1:13.727	111.9	1:10.937	107.3	3:17.288		9	34.914	130.4	50.212	195.2	48.135	187.5	2:13.261	
3	52.918	101.8	1:09.686	95.2	1:08.336	187.8	3:10.940		10	34.975	131.2	50.259	195.6	48.130	187.1	2:13.364	
4	34.762	131.5	50.185	194.5	47.694	188.1	2:12.641		11	35.025	128.2	50.472	196.0	48.146	187.8	2:13.643	
5	35.559	130.2	49.969	196.3	47.776	188.8	2:13.304		12	34.963	130.4	50.464	194.5	48.269	186.8	2:13.696	
6	34.824	124.5	50.820	195.6	47.956	188.4	2:13.600										
7	34.799	130.7	50.078	196.0	47.942	187.8	2:12.819										
3 MONTEIRO POR SEAT Leon TDI																	
1	42.017	125.7	52.961	195.2	52.699	118.1	2:27.677		8	35.009	128.4	50.627	195.6	48.382	187.5	2:14.018	
2	51.414	81.0	1:14.152	92.1	1:12.100	93.4	3:17.666		9	35.460	130.2	52.865	187.1	48.634	186.2	2:16.959	
3	52.181	113.3	1:08.552	93.4	1:06.352	188.8	3:07.085		10	34.994	130.2	50.823	193.8	48.695	187.1	2:14.512	
4	34.971	129.4	50.814	196.0	48.099	187.5	2:13.884		11	34.962	131.5	51.606	193.5	48.586	186.5	2:15.154	
5	35.431	130.5	50.259	196.0	48.420	186.5	2:14.110		12	35.023	127.6	50.812	193.2	48.889	183.6	2:14.724	
6	35.159	130.4	50.359	196.3	48.117	188.1	2:13.635										
7	34.985	130.7	50.789	195.6	48.227	187.8	2:14.001										
5 MICHELISZ HUN SEAT Leon TDI																	
1	41.033	130.7	50.745	194.2	52.374	157.6	2:24.152		3	52.903	86.9	1:09.075	106.2	1:07.490	184.6	3:09.468	
2	52.215	73.8	1:13.897	108.0	1:10.711	113.2	3:16.823										
6 MULLER FRA Chevrolet Cruze																	
1	41.197	126.6	50.820	191.8	53.124	135.5	2:25.141		5	8:59.198	132.1	50.128	192.8	54.467		10:43.793	Pit
2	51.912	77.0	1:14.479	94.4	1:10.377	111.8	3:16.768		6	5:54.403	129.4	50.960	190.4	48.022	185.5	7:33.385	
3	52.798	89.3	1:08.842	106.2	1:07.272	187.8	3:08.912										
4	47.587	94.9	1:07.530	126.4	1:10.602		3:05.719	Pit									
7 HUFF GBR Chevrolet Cruze																	
1	39.481	131.8	49.798	193.8	49.835	146.5	2:19.114		8	34.851	131.8	50.095	192.8	48.133	186.5	2:13.079	
2	52.936		1:13.346	118.0	1:10.855	105.9	3:17.137		9	34.862	132.1	50.026	193.8	48.038	186.8	2:12.926	
3	53.235	106.5	1:10.091	95.9	1:08.359	186.5	3:11.685		10	34.985	132.0	50.218	193.8	48.152	186.5	2:13.355	
4	34.986	133.0	50.001	193.2	47.729	187.1	2:12.716		11	34.968	131.3	50.409	193.2	48.204	187.1	2:13.581	
5	35.545	130.9	49.918	193.5	47.795	187.5	2:13.258		12	35.023	132.0	50.396	192.8	48.450	186.5	2:13.869	
6	35.042	134.6	50.454	194.2	47.779	187.5	2:13.275										
7	34.957	130.1	50.032	193.2	47.917	186.5	2:12.906										
8 MENU SUI Chevrolet Cruze																	
1	40.481	126.0	49.927	194.5	51.190	144.1	2:21.598		8	34.786	128.7	50.345	194.2	48.245	187.1	2:13.376	
2	53.214		1:13.934	110.5	1:10.421	107.7	3:17.569		9	34.823	129.6	50.211	194.9	48.191	186.8	2:13.225	
3	53.120	92.9	1:09.236	114.2	1:07.674	186.8	3:10.030		10	34.890	126.0	50.287	194.9	48.268	185.5	2:13.445	
4	34.710	131.7	49.794	194.5	47.757	188.1	2:12.261		11	34.830	130.7	50.404	193.8	48.311	186.8	2:13.545	
5	35.492	128.5	50.135	194.9	47.864	187.8	2:13.491		12	34.915	129.8	50.559	193.8	48.303	185.5	2:13.777	
6	34.788	129.4	50.739	194.2	48.050	187.8	2:13.577										
7	34.833	130.1	50.170	194.2	48.040	186.8	2:13.043										



Weather/Track: Sun 24C / Dry 48C

Circuit Length - 5.403 kilometres
Brno

2010 FIA World Touring Car Championship

Race 1 - Sector Analysis Report

Lap S1 Time S1 Spd S2 Time S2 Spd S3 Time S3 Spd Lap Time Pit Lap S1 Time S1 Spd S2 Time S2 Spd S3 Time S3 Spd Lap Time Pit

10 FARFUS							BRA		BMW 320si						
1	40.871	126.7	50.266	192.8	51.277	141.1	2:22.414	8	34.815	130.7	50.253	192.8	48.353	185.5	2:13.421
2	53.448		1:13.683	111.3	1:10.549	108.3	3:17.680	9	34.852	129.0	50.176	192.8	48.099	185.8	2:13.127
3	52.887	95.2	1:09.352	105.9	1:07.398	185.8	3:09.637	10	34.931	129.4	50.352	192.5	48.364	183.0	2:13.647
4	34.641	129.9	49.975	191.8	47.551	186.8	2:12.167	11	35.093	130.2	50.072	192.8	48.276	185.8	2:13.441
5	35.286	121.6	50.314	192.8	47.803	187.1	2:13.403	12	34.902	129.8	50.551	191.4	48.242	183.6	2:13.695
6	34.769	128.8	50.808	191.1	47.978	186.8	2:13.555								
7	34.871	129.9	50.192	192.5	47.996	185.8	2:13.059								

11 PRIAULX							GBR		BMW 320si						
1	41.690		52.838	191.4	52.036	123.1	2:26.564	8	35.146	126.6	50.577	191.4	48.281	185.5	2:14.004
2	51.978	79.2	1:14.324	89.5	1:10.773	98.6	3:17.075	9	35.293	127.5	50.835	191.4	48.931	183.0	2:15.059
3	52.390	101.8	1:08.865	98.0	1:06.850	184.3	3:08.105	10	35.078	128.1	50.443	191.1	48.502	184.6	2:14.023
4	35.481	125.7	50.667	192.5	48.098	185.5	2:14.246	11	34.920	124.8	51.001	190.4	48.079	183.3	2:14.000
5	35.528	129.4	50.103	191.8	48.735	179.1	2:14.366	12	35.014	128.7	50.173	190.1	49.230	178.8	2:14.417
6	35.416	123.7	50.482	192.5	48.005	186.8	2:13.903								
7	35.083	127.5	50.759	191.1	48.171	185.2	2:14.013								

15 ENGSTLER							GER		BMW 320si							I
1	43.210		53.095	191.1	54.291	98.5	2:30.596	8	35.190	128.2	53.349	189.8	49.170	179.7	2:17.709	
2	51.787	103.1	1:13.904	98.1	1:11.381	94.4	3:17.072	9	35.527	127.2	50.822	191.4	48.376	184.3	2:14.725	
3	52.591	102.9	1:08.011	109.5	1:05.695	184.3	3:06.297	10	35.390	126.6	51.406	189.8	48.669	184.9	2:15.465	
4	35.365	130.5	50.387	192.5	48.356	185.2	2:14.108	11	35.444	127.6	50.797	190.1	48.658	183.9	2:14.899	
5	35.333	127.6	50.461	192.8	48.385	186.2	2:14.179	12	35.629	122.4	50.897	190.8	48.797	184.6	2:15.323	
6	35.266	128.7	50.745	191.1	48.345	184.9	2:14.356									
7	35.248	126.3	50.667	191.4	48.741	185.5	2:14.656									

16 ROMANOV							RUS		BMW 320si							I
1	43.557	125.7	53.533	192.1	54.522	93.0	2:31.612	8	35.894	125.7	51.392	188.8	49.400	182.7	2:16.686	
2	51.730	95.5	1:13.930	95.6	1:11.614	94.3	3:17.274	9	36.018	120.2	51.752	188.8	50.919	181.5	2:18.689	
3	52.266	99.1	1:08.089	105.8	1:05.820	185.5	3:06.175	10	35.839	127.3	51.224	189.8	50.133	182.4	2:17.196	
4	35.069	132.5	50.651	191.1	48.533	185.5	2:14.253	11	36.159	113.8	52.500	177.0	49.653	182.7	2:18.312	
5	35.381	129.4	50.551	189.4	49.394	185.8	2:15.326	12	36.215	122.8	51.287	189.1	49.623	182.4	2:17.125	
6	35.450	128.8	50.912	189.4	49.152	185.5	2:15.514									
7	35.446	129.6	51.754	190.8	50.561	183.0	2:17.761									

17 NYKJAER							DEN		SEAT Leon TDI						
1	41.875		51.879	194.5	52.399	126.4	2:26.153	8	34.994	127.3	50.657	195.2	48.422	186.8	2:14.073
2	51.758	77.6	1:14.413	94.2	1:10.627	102.0	3:16.798	9	35.502	127.3	50.952	193.8	48.747	186.5	2:15.201
3	52.628	104.1	1:08.893	100.5	1:07.058	185.8	3:08.579	10	34.956	130.1	50.592	194.5	48.491	186.8	2:14.039
4	35.368	123.2	50.631	195.2	48.170	185.8	2:14.169	11	35.076	122.7	51.686	194.2	48.557	186.2	2:15.319
5	35.343	128.4	50.204	195.6	49.022	184.3	2:14.569	12	35.228	128.7	50.880	194.2	48.690	187.5	2:14.798
6	34.914	129.1	50.274	196.7	48.228	187.1	2:13.416								
7	35.148	125.4	50.630	194.2	48.265	186.5	2:14.043								



Weather/Track: Sun 24C / Dry 48C

Circuit Length - 5.403 kilometres
Brno

2010 FIA World Touring Car Championship

Race 1 - Sector Analysis Report

Lap	S1 Time	S1 Spd	S2 Time	S2 Spd	S3 Time	S3 Spd	Lap Time	Pit	Lap	S1 Time	S1 Spd	S2 Time	S2 Spd	S3 Time	S3 Spd	Lap Time	Pit
18 BARTH									SUI SEAT Leon TDI								
1	41.603	121.2	56.483	195.2	54.571	93.4	2:32.657		8	35.106	131.0	51.035	196.3	48.888	184.3	2:15.029	
2	52.246	100.4	1:13.835	90.1	1:11.528	95.4	3:17.609		9	35.000	130.7	50.597	195.2	48.625	185.8	2:14.222	
3	52.634	101.9	1:07.715	114.2	1:05.298	187.1	3:05.647		10	35.160	130.2	51.332	194.5	48.764	186.2	2:15.256	
4	35.381	133.8	51.520	194.5	48.579	187.5	2:15.480		11	35.093	127.3	50.820	194.5	48.737	186.2	2:14.650	
5	34.873	130.4	50.763	195.2	48.378	187.8	2:14.014		12	35.156	126.1	50.957	193.8	49.099	186.2	2:15.212	
6	34.970	126.7	50.829	195.2	48.459	186.5	2:14.258										
7	35.024	127.9	50.625	194.2	48.581	185.8	2:14.230										
19 VAULKHARD									GBR Chevrolet Lacetti								
1	43.229	124.2	54.503	193.8	54.404	92.2	2:32.136		8	35.364	129.1	50.910	193.8	48.589	187.5	2:14.863	
2	52.084	103.4	1:13.612	92.4	1:11.689	99.3	3:17.385		9	35.382	130.4	50.833	192.8	48.847	186.2	2:15.062	
3	52.559	111.2	1:07.716	104.1	1:05.751	186.5	3:06.026		10	35.674	125.7	51.066	193.5	48.967	185.5	2:15.707	
4	35.351	133.6	50.768	192.1	48.263	187.1	2:14.382		11	35.596	127.2	51.117	191.8	48.884	185.8	2:15.597	
5	35.431	129.6	52.045	195.2	48.606	188.1	2:16.082		12	35.520	127.5	51.662	191.4	49.124	184.9	2:16.306	
6	35.189	130.4	50.724	193.5	48.885	187.1	2:14.798										
7	35.258	131.2	51.093	192.8	48.760	185.8	2:15.111										
20 O'YOUNG									HKG Chevrolet Lacetti								
1	42.298	125.8	52.503	194.9	53.725	110.9	2:28.526		8	34.966	129.0	50.614	194.2	48.333	186.8	2:13.913	
2	51.575	90.9	1:14.084	93.9	1:10.647	97.0	3:16.306		9	35.140	124.2	51.698	190.4	48.483	185.5	2:15.321	
3	52.300	109.3	1:08.493	98.3	1:06.654	187.1	3:07.447		10	34.967	130.4	50.774	192.8	48.640	186.5	2:14.381	
4	35.504	130.5	50.772	193.8	48.189	186.8	2:14.465		11	35.036	131.0	50.610	194.5	48.537	186.5	2:14.183	
5	35.363	132.6	50.352	193.8	48.577	186.8	2:14.292		12	35.143	128.4	50.794	193.2	49.527	182.1	2:15.464	
6	35.010	130.1	50.589	194.2	48.363	185.5	2:13.962										
7	34.987	130.9	50.591	193.8	48.530	185.5	2:14.108										
21 BENNANI									MAR BMW 320si								
1	42.791	126.0	53.943	190.8	54.447	93.8	2:31.181		8	35.054	126.6	51.175	189.4	48.645	183.3	2:14.874	
2	51.748	92.6	1:13.870	102.6	1:11.624	93.3	3:17.242		9	35.172	129.6	50.665	191.8	48.823	184.3	2:14.660	
3	52.182	97.0	1:08.112	102.9	1:05.957	183.9	3:06.251		10	36.644	99.5	52.306	189.1	49.198	184.6	2:18.148	
4	35.137	129.6	50.422	191.8	48.439	184.9	2:13.998		11	35.237	128.1	51.146	188.8	49.116	183.3	2:15.499	
5	35.219	128.2	50.574	191.1	48.668	183.9	2:14.461		12	35.545	126.3	51.083	189.1	49.291	182.4	2:15.919	
6	35.015	129.6	50.554	191.8	49.101	184.6	2:14.670										
7	35.115	127.5	50.577	190.8	48.556	184.3	2:14.248										
24 POULSEN									DEN BMW 320si								
1	41.371		1:02.610	190.8	50.940	123.2	2:34.921		8	35.125	123.1	50.515	194.9	48.596	183.9	2:14.236	
2	50.390	96.9	1:14.094	96.2	1:11.698	91.1	3:16.182		9	35.197	133.0	50.215	191.1	49.307	183.6	2:14.719	
3	52.201	101.4	1:07.729	117.9	1:05.252	187.1	3:05.182		10	35.114	132.5	50.222	191.4	48.846	186.2	2:14.182	
4	35.133	134.3	51.004	192.5	48.018	185.8	2:14.155		11	34.877	128.8	50.908	191.1	48.027	185.5	2:13.812	
5	35.031	133.8	50.235	194.2	47.931	186.8	2:13.197		12	35.115	130.5	50.258	193.5	49.570	181.8	2:14.943	
6	34.923	130.4	50.324	193.5	48.368	185.8	2:13.615										
7	34.977	129.0	50.415	193.2	48.045	184.9	2:13.437										



Weather/Track: Sun 24C / Dry 48C

Circuit Length - 5.403 kilometres
Brno

2010 FIA World Touring Car Championship Race 1 - Sector Analysis Report

Lap	S1 Time	S1 Spd	S2 Time	S2 Spd	S3 Time	S3 Spd	Lap Time	Pit	Lap	S1 Time	S1 Spd	S2 Time	S2 Spd	S3 Time	S3 Spd	Lap Time	Pit
25 HERNANDEZ ESP BMW 320si I																	
1	42.510	121.8	53.050	189.8	53.520	111.4	2:29.080		8	35.891	124.1	51.812	189.8	48.411	183.9	2:16.114	
2	51.790	91.5	1:13.881	89.6	1:11.184	97.5	3:16.855		9	35.451	126.9	50.849	190.1	48.714	182.4	2:15.014	
3	52.297	119.3	1:08.366	92.7	1:06.551	183.9	3:07.214		10	35.614	124.5	50.956	189.1	48.839	181.8	2:15.409	
4	35.164	130.2	50.659	190.8	48.453	184.6	2:14.276		11	35.603	128.1	50.907	188.1	49.057	182.1	2:15.567	
5	35.392	128.4	50.247	190.1	48.289	185.5	2:13.928		12	35.552	128.2	50.870	188.1	49.265	182.1	2:15.687	
6	35.245	128.5	50.469	191.4	48.501	183.6	2:14.215										
7	35.322	128.5	50.526	189.4	48.599	182.7	2:14.447										
26 D'ASTE ITA BMW 320si I																	
1	42.963	124.8	52.930	190.4	53.862	108.3	2:29.755		8	35.477	125.2	51.496	190.4	48.477	183.3	2:15.450	
2	51.766	94.7	1:13.683	96.0	1:11.732	83.9	3:17.181		9	35.437	128.1	50.678	188.4	48.441	183.0	2:14.556	
3	52.545	109.8	1:07.896	102.4	1:05.955	185.2	3:06.396		10	35.406	125.8	50.674	189.4	48.996	183.0	2:15.076	
4	35.398	128.8	50.579	190.8	48.375	185.8	2:14.352		11	35.320	128.2	51.056	189.1	48.844	181.8	2:15.220	
5	35.368	128.7	50.459	190.8	48.292	185.5	2:14.119		12	35.443	126.6	50.860	188.4	48.846	182.7	2:15.149	
6	35.178	127.3	50.473	191.4	48.471	183.9	2:14.122										
7	35.228	127.2	50.668	190.8	48.409	183.6	2:14.305										
29 TURKINGTON GBR BMW 320si I																	
1	40.199	129.8	49.972	193.5	50.636	147.1	2:20.807		8	35.328	129.8	50.347	191.8	48.134	184.3	2:13.809	
2	53.272	77.4	1:14.103	103.7	1:10.404	105.3	3:17.779		9	35.211	129.9	50.282	192.8	48.310	183.3	2:13.803	
3	52.974	97.4	1:09.279	102.7	1:09.653	180.9	3:11.906		10	35.231	130.7	50.395	192.5	48.380	184.9	2:14.006	
4	36.215	132.1	50.659	192.1	48.238	186.5	2:15.112		11	35.285	132.3	50.495	191.8	48.555	184.6	2:14.335	
5	35.206	131.7	50.265	192.1	48.589	183.9	2:14.060		12	35.340	129.4	50.543	190.8	51.272	180.6	2:17.155	
6	35.251	129.9	50.151	193.2	48.245	184.9	2:13.647										
7	35.254	129.4	50.194	191.8	48.236	183.0	2:13.684										
33 FABIANI ITA BMW 320si I																	
1	44.185	121.2	1:12.522	185.5	51.354	175.3	2:48.061		8	36.391	122.3	52.333	186.5	50.395	179.1	2:19.119	
2	37.771	107.7	1:14.295	97.7	1:11.394	97.7	3:03.460		9	54.687	125.4	52.417	184.6	50.894	177.9	2:37.998	
3	52.469	97.9	1:08.106	108.4	1:05.490	180.0	3:06.065		10	36.588	121.7	52.536	185.5	50.709	179.4	2:19.833	
4	37.431	101.1	52.566	183.9	50.466	177.9	2:20.463		11	36.295	125.5	52.709	183.9	51.417	178.2	2:20.421	
5	36.336	121.6	52.093	183.9	50.960	178.8	2:19.389		12	36.429	121.2	52.596	183.9	50.755	177.6	2:19.780	
6	36.353	125.5	52.189	184.9	50.196	178.2	2:18.738										
7	36.351	123.2	52.151	185.2	49.944	179.4	2:18.446										



Weather/Track: Sun 24C / Dry 48C

Circuit Length - 5.403 kilometres
Brno

2010 FIA World Touring Car Championship Race 1 - Best Sector Speeds Report

SECTOR 1					SECTOR 2			SECTOR 3				
POS	NO	NAME	SPEED	LAP	NO	NAME	SPEED	LAP	NO	NAME	SPEED	LAP
1	7	HUFF	134.6	6	17	NYKJAER	196.7	6	1	TARQUINI	188.8	5
2	24	POULSEN	134.3	4	1	TARQUINI	196.3	5	3	MONTEIRO	188.8	3
3	18	BARTH	133.8	4	3	MONTEIRO	196.3	6	8	MENU	188.1	4
4	19	VAULKHARD	133.6	4	18	BARTH	196.3	8	19	VAULKHARD	188.1	5
5	20	O'YOUNG	132.6	5	19	VAULKHARD	195.2	5	6	MULLER	187.8	3
6	16	ROMANOV	132.5	4	8	MENU	194.9	5	18	BARTH	187.8	5
7	29	TURKINGTON	132.3	11	20	O'YOUNG	194.9	1	7	HUFF	187.5	5
8	6	MULLER	132.1	5	24	POULSEN	194.9	8	17	NYKJAER	187.5	12
9	8	MENU	131.7	4	5	MICHELISZ	194.2	1	10	FARFUS	187.1	5
10	1	TARQUINI	131.5	4	7	HUFF	194.2	6	20	O'YOUNG	187.1	3
11	3	MONTEIRO	131.5	11	29	TURKINGTON	193.5	1	24	POULSEN	187.1	3
12	5	MICHELISZ	130.7	1	6	MULLER	192.8	5	11	PRIAULX	186.8	6
13	10	FARFUS	130.7	8	10	FARFUS	192.8	1	29	TURKINGTON	186.5	4
14	15	ENGSTLER	130.5	4	15	ENGSTLER	192.8	5	15	ENGSTLER	186.2	5
15	25	HERNANDEZ	130.2	4	11	PRIAULX	192.5	4	16	ROMANOV	185.8	5
16	17	NYKJAER	130.1	10	16	ROMANOV	192.1	1	26	D'ASTE	185.8	4
17	21	BENNANI	129.6	4	21	BENNANI	191.8	4	25	HERNANDEZ	185.5	5
18	11	PRIAULX	129.4	5	25	HERNANDEZ	191.4	6	21	BENNANI	184.9	4
19	26	D'ASTE	128.8	4	26	D'ASTE	191.4	6	5	MICHELISZ	184.6	3
20	33	FABIANI	125.5	6	33	FABIANI	186.5	8	33	FABIANI	180.0	3



Circuit Length - 5.403 kilometres
Brno

Weather/Track: Sun 24C / Dry 48C

2010 FIA World Touring Car Championship Race 1 - Best Sector Times Report

POS	SECTOR 1			SECTOR 2			SECTOR 3			NO	NAME	IDEAL/BEST LAP COMPARISON			DIFF
	NO	TIME	LAP	NO	TIME	LAP	NO	TIME	LAP			IDEAL	BEST	LAP	
1	10	34.641	4	1	49.672	1	10	47.551	4	1	TARQUINI	2:12.115	2:12.641	4	+ 0.526
2	8	34.710	4	8	49.794	4	1	47.694	4	10	FARFUS	2:12.167	2:12.167	4	+ 0.000
3	1	34.749	8	7	49.798	1	7	47.729	4	8	MENU	2:12.261	2:12.261	4	+ 0.000
4	7	34.851	8	29	49.972	1	8	47.757	4	7	HUFF	2:12.378	2:12.716	4	+ 0.338
5	18	34.873	5	10	49.975	4	24	47.931	5	24	POULSEN	2:13.023	2:13.197	5	+ 0.174
6	24	34.877	11	11	50.103	5	11	48.005	6	11	PRIAULX	2:13.028	2:13.903	6	+ 0.875
7	17	34.914	6	6	50.128	5	6	48.022	6	17	NYKJAER	2:13.288	2:13.416	6	+ 0.128
8	11	34.920	11	17	50.204	5	3	48.099	4	29	TURKINGTO	2:13.312	2:13.647	6	+ 0.335
9	3	34.962	11	24	50.215	9	29	48.134	8	3	MONTEIRO	2:13.320	2:13.635	6	+ 0.315
10	20	34.966	8	25	50.247	5	17	48.170	4	20	O'YOUNG	2:13.507	2:13.913	8	+ 0.406
11	21	35.015	6	3	50.259	5	20	48.189	4	25	HERNANDEZ	2:13.700	2:13.928	5	+ 0.228
12	16	35.069	4	20	50.352	5	19	48.263	4	18	BARTH	2:13.848	2:14.014	5	+ 0.166
13	25	35.164	4	15	50.387	4	25	48.289	5	21	BENNANI	2:13.876	2:13.998	4	+ 0.122
14	26	35.178	6	21	50.422	4	26	48.292	5	15	ENGSTLER	2:13.922	2:14.108	4	+ 0.186
15	19	35.189	6	26	50.459	5	15	48.345	6	26	D'ASTE	2:13.929	2:14.119	5	+ 0.190
16	15	35.190	8	16	50.551	5	18	48.378	5	16	ROMANOV	2:14.153	2:14.253	4	+ 0.100
17	29	35.206	5	18	50.597	9	21	48.439	4	19	VAULKHARD	2:14.176	2:14.382	4	+ 0.206
18	33	36.295	11	19	50.724	6	16	48.533	4	33	FABIANI	2:18.332	2:18.446	7	+ 0.114
19	5	41.033	1	5	50.745	1	33	49.944	7	6	MULLER	2:19.347	2:25.141	1	+ 5.794
20	6	41.197	1	33	52.093	5	5	52.374	1	5	MICHELISZ	2:24.152	2:24.152	1	+ 0.000

'Perfect Lap' - 2:11.864



Circuit Length - 5.403 kilometres
Brno

Weather/Track: Sun 24C / Dry 48C

2010 FIA World Touring Car Championship

RACE 1 - LAP CHART

Lap 1			Lap 2			Lap 3			Lap 4			Lap 5		
No	Behind	Laptime	No	Behind	Laptime	No	Behind	Laptime	No	Behind	Laptime	No	Behind	Laptime
7		2:19.114	7		3:17.137	7		3:11.685	7		2:12.716	7		2:13.258
1	1.042	2:20.156	1	1.193	3:17.288	1	0.448	3:10.940	1	0.373	2:12.641	1	0.419	2:13.304
29	1.693	2:20.807	29	2.335	3:17.779	8	1.261	3:10.030	8	0.806	2:12.261	8	1.039	2:13.491
8	2.484	2:21.598	8	2.916	3:17.569	10	1.795	3:09.637	10	1.246	2:12.167	10	1.391	2:13.403
10	3.300	2:22.414	10	3.843	3:17.680	5	2.507	3:09.468	29	4.952	2:15.112	29	5.754	2:14.060
5	5.038	2:24.152	5	4.724	3:16.823	29	2.556	3:11.906	17	5.047	2:14.169	17	6.358	2:14.569
6	6.027	2:25.141	6	5.658	3:16.768	6	2.885	3:08.912	11	5.338	2:14.246	11	6.446	2:14.366
17	7.039	2:26.153	17	6.700	3:16.798	17	3.594	3:08.579	3	5.660	2:13.884	3	6.512	2:14.110
11	7.450	2:26.564	11	7.388	3:17.075	11	3.808	3:08.105	20	6.092	2:14.465	20	7.126	2:14.292
3	8.563	2:27.677	20	8.581	3:16.306	20	4.343	3:07.447	25	6.773	2:14.276	25	7.443	2:13.928
20	9.412	2:28.526	3	9.092	3:17.666	3	4.492	3:07.085	26	7.032	2:14.352	26	7.893	2:14.119
25	9.966	2:29.080	25	9.684	3:16.855	25	5.213	3:07.214	15	7.421	2:14.108	15	8.342	2:14.179
26	10.641	2:29.755	26	10.685	3:17.181	26	5.396	3:06.396	21	8.020	2:13.998	21	9.223	2:14.461
15	11.482	2:30.596	15	11.417	3:17.072	15	6.029	3:06.297	16	8.662	2:14.253	24	9.727	2:13.197
21	12.067	2:31.181	21	12.172	3:17.242	21	6.738	3:06.251	19	9.277	2:14.382	16	10.730	2:15.326
16	12.498	2:31.612	16	12.635	3:17.274	16	7.125	3:06.175	24	9.788	2:14.155	18	11.497	2:14.014
19	13.022	2:32.136	19	13.270	3:17.385	19	7.611	3:06.026	18	10.741	2:15.480	19	12.101	2:16.082
18	13.543	2:32.657	18	14.015	3:17.609	18	7.977	3:05.647	33	17.397	2:20.463	33	23.528	2:19.389
24	15.807	2:34.921	24	14.852	3:16.182	24	8.349	3:05.182	6	55.888	3:05.719P			
33	28.947	2:48.061	33	15.270	3:03.460	33	9.650	3:06.065						

Subject to Technical Scrutineering. For Media Information Purposes - No Regulatory Value. Brno

Weather/Track: Sun 24C / Dry 48C

Circuit Length = 5.4030 km.

Start: 12:03 End: 12:32

2010 FIA World Touring Car Championship

RACE 1 - LAP CHART

(contd.)

Lap 6			Lap 7			Lap 8			Lap 9			Lap 10		
No	Behind	Laptime	No	Behind	Laptime	No	Behind	Laptime	No	Behind	Laptime	No	Behind	Laptime
7		2:13.275	7		2:12.906	7		2:13.079	7		2:12.926	7		2:13.355
1	0.744	2:13.600	1	0.657	2:12.819	1	0.563	2:12.985	1	0.898	2:13.261	1	0.907	2:13.364
8	1.341	2:13.577	8	1.478	2:13.043	8	1.775	2:13.376	8	2.074	2:13.225	8	2.164	2:13.445
10	1.671	2:13.555	10	1.824	2:13.059	10	2.166	2:13.421	10	2.367	2:13.127	10	2.659	2:13.647
29	6.126	2:13.647	29	6.904	2:13.684	29	7.634	2:13.809	29	8.511	2:13.803	29	9.162	2:14.006
17	6.499	2:13.416	17	7.636	2:14.043	17	8.630	2:14.073	17	10.905	2:15.201	17	11.589	2:14.039
3	6.872	2:13.635	3	7.967	2:14.001	3	8.906	2:14.018	11	11.239	2:15.059	11	11.907	2:14.023
11	7.074	2:13.903	11	8.181	2:14.013	11	9.106	2:14.004	20	12.244	2:15.321	20	13.270	2:14.381
20	7.813	2:13.962	20	9.015	2:14.108	20	9.849	2:13.913	3	12.939	2:16.959	3	14.096	2:14.512
25	8.383	2:14.215	25	9.924	2:14.447	24	11.755	2:14.236	24	13.548	2:14.719	24	14.375	2:14.182
26	8.740	2:14.122	26	10.139	2:14.305	26	12.510	2:15.450	26	14.140	2:14.556	26	15.861	2:15.076
15	9.423	2:14.356	24	10.598	2:13.437	25	12.959	2:16.114	25	15.047	2:15.014	25	17.101	2:15.409
24	10.067	2:13.615	15	11.173	2:14.656	21	13.755	2:14.874	21	15.489	2:14.660	18	18.951	2:15.256
21	10.618	2:14.670	21	11.960	2:14.248	18	15.754	2:15.029	18	17.050	2:14.222	15	19.712	2:15.465
18	12.480	2:14.258	18	13.804	2:14.230	15	15.803	2:17.709	15	17.602	2:14.725	21	20.282	2:18.148
16	12.969	2:15.514	19	15.829	2:15.111	19	17.613	2:14.863	19	19.749	2:15.062	19	22.101	2:15.707
19	13.624	2:14.798	16	17.824	2:17.761	16	21.431	2:16.686	16	27.194	2:18.689	16	31.035	2:17.196
33	28.991	2:18.738	33	34.531	2:18.446	33	40.571	2:19.119	6	4 LAPS	10:43.793P	33	1:12.121	2:19.833
									33	1:05.643	2:37.998			

Subject to Technical Scrutineering. For Media Information Purposes - No Regulatory Value. Brno

Weather/Track: Sun 24C / Dry 48C

Circuit Length = 5.4030 km.

Start: 12:03 End: 12:32

2010 FIA World Touring Car Championship
RACE 1 - LAP CHART

(contd.)

Lap 11			Lap 12			Lap 13			Lap 14			Lap 15		
No	Behind	Laptime	No	Behind	Laptime	No	Behind	Laptime	No	Behind	Laptime	No	Behind	Laptime
7		2:13.581	7		2:13.869									
1	0.969	2:13.643	1	0.796	2:13.696									
8	2.128	2:13.545	8	2.036	2:13.777									
10	2.519	2:13.441	10	2.345	2:13.695									
29	9.916	2:14.335	11	12.874	2:14.417									
11	12.326	2:14.000	29	13.202	2:17.155									
17	13.327	2:15.319	17	14.256	2:14.798									
20	13.872	2:14.183	20	15.467	2:15.464									
24	14.606	2:13.812	24	15.680	2:14.943									
3	15.669	2:15.154	3	16.524	2:14.724									
26	17.500	2:15.220	26	18.780	2:15.149									
25	19.087	2:15.567	25	20.905	2:15.687									
18	20.020	2:14.650	18	21.363	2:15.212									
15	21.030	2:14.899	15	22.484	2:15.323									
21	22.200	2:15.499	21	24.250	2:15.919									
19	24.117	2:15.597	19	26.554	2:16.306									
16	35.766	2:18.312	16	39.022	2:17.125									
33	1:18.961	2:20.421	33	1:24.872	2:19.780									
			6	6 LAPS	7:33.385									

Subject to Technical Scrutineering. For Media Information Purposes - No Regulatory Value. Brno


Weather/Track: Sun 24C / Dry 48C

Circuit Length = 5.4030 km.

Start: 12:03 End: 12:32

2010 FIA World Touring Car Championship GRID FOR RACE 2

ROW 11	4 GENE	2 CORONEL
ROW 10	5 MICHELISZ	6 MULLER
ROW 9	33 FABIANI	16 ROMANOV
ROW 8	19 VAULKHARD	21 BENNANI
ROW 7	15 ENGSTLER	18 BARTH
ROW 6	25 HERNANDEZ	26 D'ASTE
ROW 5	3 MONTEIRO	24 POULSEN
ROW 4	7 HUFF	1 TARQUINI
ROW 3	8 MENU	10 FARFUS
ROW 2	11 PRIAULX	29 TURKINGTON
ROW 1	17 NYKJAER	20 O'YOUNG
		POLE



Car 2 and 4 to back of grid (Stewards Decisions Nos. 5 & 6 refer)
Weather/Track: Sun 24C / Dry 48C

Brno
Circuit Length = 5.4030 km.
Start: 12:03 End: 12:32

Race Director:	Steward:	Timekeeper:
----------------	----------	-------------

2010 FIA World Touring Car Championship
RACE 2 - PROVISIONAL CLASSIFICATION

POS	NO	CLS	DRIVER / TEAM	NAT	CAR	TIME	LAPS	GAP	KPH	BEST
1	11		Andy PRIAULX	GBR	BMW 320si	22:22.054	10		144.93	2:12.929
2	29		Colin TURKINGTON	GBR	BMW 320si	22:24.308	10	2.254	144.69	2:13.440
3	8		Alain MENU	SUI	Chevrolet Cruze	22:25.407	10	3.353	144.57	2:13.045
4	7		Robert HUFF	GBR	Chevrolet Cruze	22:27.401	10	5.347	144.35	2:13.175
5	10		Augusto FARFUS	BRA	BMW 320si	22:27.778	10	5.724	144.31	2:12.993
6	3		Tiago MONTEIRO	POR	SEAT Leon TDI	22:29.555	10	7.501	144.12	2:13.273
7	20	I	Darryl O'YOUNG	HKG	Chevrolet Lacetti	22:32.266	10	10.212	143.83	2:13.434
8	18		Fredy BARTH	SUI	SEAT Leon TDI	22:33.752	10	11.698	143.68	2:13.395
9	26	I	Stefano D'ASTE	ITA	BMW 320si	22:34.635	10	12.581	143.58	2:13.937
10	2		Tom CORONEL	NED	SEAT Leon TDI	22:38.638	10	16.584	143.16	2:13.968
11	25	I	Sergio HERNANDEZ	ESP	BMW 320si	22:41.287	10	19.233	142.88	2:14.343
12	6		Yvan MULLER	FRA	Chevrolet Cruze	22:42.070	10	20.016	142.80	2:14.461
13	4		Jordi GENE	ESP	SEAT Leon TDI	22:42.609	10	20.555	142.74	2:14.677
14	5		Norbert MICHELISZ	HUN	SEAT Leon TDI	22:42.891	10	20.837	142.71	2:14.202
15	21	I	Mehdi BENNANI	MAR	BMW 320si	22:44.123	10	22.069	142.58	2:14.384
16	19	I	Harry VAULKHARD	GBR	Chevrolet Lacetti	22:45.894	10	23.840	142.40	2:14.670
17	16	I	Andrei ROMANOV	RUS	BMW 320si	23:14.363	10	52.309	139.49	2:15.979
18	1		Gabriele TARQUINI	ITA	SEAT Leon TDI	17:57.111	8	2 LAPS	144.46	2:12.737
19	24	I	Kristian POULSEN	DEN	BMW 320si	18:12.927	8	2 LAPS	142.37	2:14.046
20	33	I	Fabio FABIANI	ITA	BMW 320si	19:22.898	8	2 LAPS	133.80	2:18.813

NOT CLASSIFIED

15	I		Franz ENGSTLER	GER	BMW 320si	9:09.638	4	D.N.F.	141.55	2:14.058
17			Michel NYKJAER	DEN	SEAT Leon TDI		0	D.N.F.	N/A	

FASTEST LAP

1			Gabriele TARQUINI		SEAT Leon TDI	2:12.737	2	91.05mph	146.53kph
20	I		Darryl O'YOUNG		Chevrolet Lacetti	2:13.434	2	90.57mph	145.77kph

Brno

Subject to Technical Scrutineering. For Media Information Purposes - No Regulatory Value.

Circuit Length = 5.4030 km.

Weather/Track: Sun 25C / Dry 47C

Start: 13:24 End: 13:46

Race Director:	Steward:	Timekeeper:	Issued at:
----------------	----------	-------------	------------

2010 FIA World Touring Car Championship
RACE 2 RESULT

POS	NO	CLS	DRIVER / TEAM	NAT	CAR	TIME	LAPS	GAP	KPH	BEST
1	11		Andy PRIAULX	GBR	BMW 320si	22:22.054	10		144.93	2:12.929
2	29		Colin TURKINGTON	GBR	BMW 320si	22:24.308	10	2.254	144.69	2:13.440
3	8		Alain MENU	SUI	Chevrolet Cruze	22:25.407	10	3.353	144.57	2:13.045
4	7		Robert HUFF	GBR	Chevrolet Cruze	22:27.401	10	5.347	144.35	2:13.175
5	10		Augusto FARFUS	BRA	BMW 320si	22:27.778	10	5.724	144.31	2:12.993
6	3		Tiago MONTEIRO	POR	SEAT Leon TDI	22:29.555	10	7.501	144.12	2:13.273
7	20	I	Darryl O'YOUNG	HKG	Chevrolet Lacetti	22:32.266	10	10.212	143.83	2:13.434
8	18		Fredy BARTH	SUI	SEAT Leon TDI	22:33.752	10	11.698	143.68	2:13.395
9	26	I	Stefano D'ASTE	ITA	BMW 320si	22:34.635	10	12.581	143.58	2:13.937
10	2		Tom CORONEL	NED	SEAT Leon TDI	22:38.638	10	16.584	143.16	2:13.968
11	25	I	Sergio HERNANDEZ	ESP	BMW 320si	22:41.287	10	19.233	142.88	2:14.343
12	6		Yvan MULLER	FRA	Chevrolet Cruze	22:42.070	10	20.016	142.80	2:14.461
13	4		Jordi GENE	ESP	SEAT Leon TDI	22:42.609	10	20.555	142.74	2:14.677
14	5		Norbert MICHELISZ	HUN	SEAT Leon TDI	22:42.891	10	20.837	142.71	2:14.202
15	19	I	Harry VAULKHARD	GBR	Chevrolet Lacetti	22:45.894	10	23.840	142.40	2:14.670
16	21	I	Mehdi BENNANI	MAR	BMW 320si	23:14.123	10	52.069	139.52	2:14.384
17	16	I	Andrei ROMANOV	RUS	BMW 320si	23:14.363	10	52.309	139.49	2:15.979
18	1		Gabriele TARQUINI	ITA	SEAT Leon TDI	17:57.111	8	2 LAPS	144.46	2:12.737
19	24	I	Kristian POULSEN	DEN	BMW 320si	18:12.927	8	2 LAPS	142.37	2:14.046
20	33	I	Fabio FABIANI	ITA	BMW 320si	19:22.898	8	2 LAPS	133.80	2:18.813

NOT CLASSIFIED

15	I	Franz ENGSTLER	GER	BMW 320si	9:09.638	4	D.N.F.	141.55	2:14.058
17		Michel NYKJAER	DEN	SEAT Leon TDI		0	D.N.F.	N/A	

FASTEST LAP

1		Gabriele TARQUINI		SEAT Leon TDI	2:12.737	2	91.05mph	146.53kph
20	I	Darryl O'YOUNG		Chevrolet Lacetti	2:13.434	2	90.57mph	145.77kph

Brno

Car 21, + 30 second penalty applied (Stewards Decision No.10 refers)

Circuit Length = 5.4030 km.

Weather/Track: Sun 25C / Dry 47C

Start: 13:24 End: 13:46

Steward:	Steward:	Steward:	Issued at:
----------	----------	----------	------------

2010 FIA World Touring Car Championship

Race 2 - Sector Analysis Report

Lap S1 Time S1 Spd S2 Time S2 Spd S3 Time S3 Spd Lap Time Pit Lap S1 Time S1 Spd S2 Time S2 Spd S3 Time S3 Spd Lap Time Pit

1 TARQUINI							ITA		SEAT Leon TDI						
1	42.549	135.0	50.516	194.5	47.776	188.1	2:20.841	6	34.967	129.3	50.649	194.9	48.277	188.4	2:13.893
2	34.657	126.1	50.138	194.9	47.942	188.4	2:12.737	7	35.194	129.0	50.473	194.2	48.338	187.8	2:14.005
3	34.889	130.7	50.576	195.6	48.230	187.1	2:13.695	8	35.011	130.5	50.496	195.2	48.264	187.8	2:13.771
4	36.136	129.3	50.426	194.9	48.169	187.8	2:14.731								
5	34.855	129.4	50.427	195.2	48.156	188.4	2:13.438								

2 CORONEL							NED		SEAT Leon TDI						
1	45.112	130.5	51.410	192.5	49.705	183.0	2:26.227	7	35.249	129.3	50.912	192.8	48.626	185.2	2:14.787
2	35.131	130.2	50.421	193.8	48.416	185.5	2:13.968	8	35.251	129.8	50.910	194.2	48.718	184.3	2:14.879
3	35.116	128.7	50.591	193.5	48.521	185.8	2:14.228	9	35.231	130.2	51.180	193.8	48.893	184.6	2:15.304
4	35.299	129.0	50.764	193.8	48.899	185.2	2:14.962	10	35.220	129.0	51.099	192.8	48.970	184.6	2:15.289
5	35.289	127.3	50.790	193.2	48.580	184.9	2:14.659								
6	35.180	129.0	50.670	194.2	48.485	185.2	2:14.335								

3 MONTEIRO							POR		SEAT Leon TDI						
1	43.599	127.2	51.326	189.1	48.303	187.1	2:23.228	7	34.997	133.4	50.805	193.8	48.706	186.8	2:14.508
2	34.794	132.0	50.384	192.8	48.095	186.8	2:13.273	8	35.026	130.2	50.732	193.5	48.533	185.2	2:14.291
3	34.949	130.7	50.554	192.8	48.127	186.5	2:13.630	9	35.123	129.9	50.829	194.5	48.634	184.9	2:14.586
4	34.859	133.0	50.571	193.8	48.356	185.5	2:13.786	10	35.059	127.8	50.701	193.5	48.577	184.6	2:14.337
5	35.041	130.1	50.613	193.2	48.370	186.5	2:14.024								
6	34.969	131.5	50.606	193.5	48.317	186.8	2:13.892								

4 GENE							ESP		SEAT Leon TDI						
1	45.524	119.6	51.264	193.2	49.948	184.9	2:26.736	7	35.430	119.7	51.282	195.2	48.929	187.5	2:15.641
2	35.297	118.2	51.006	194.9	48.374	188.1	2:14.677	8	35.147	122.7	50.886	194.5	49.079	186.8	2:15.112
3	34.996	126.9	51.322	192.5	48.565	188.1	2:14.883	9	35.333	128.7	50.968	196.3	48.770	187.5	2:15.071
4	35.083	127.8	50.953	197.8	48.904	188.1	2:14.940	10	35.460	118.0	51.117	196.3	49.170	183.0	2:15.747
5	35.150	127.6	51.092	195.6	48.701	186.8	2:14.943								
6	35.276	129.6	50.961	194.9	48.622	187.8	2:14.859								

5 MICHELISZ							HUN		SEAT Leon TDI						
1	45.234	129.0	54.513	194.5	48.265	187.5	2:28.012	7	35.161	124.2	51.418	194.9	48.876	187.5	2:15.455
2	35.128	133.4	50.774	196.3	48.300	188.1	2:14.202	8	35.143	126.7	51.225	193.8	48.911	185.8	2:15.279
3	34.942	126.0	50.766	196.0	48.705	187.5	2:14.413	9	35.270	126.4	51.025	195.6	48.733	187.5	2:15.028
4	35.063	126.7	50.911	196.3	48.863	187.1	2:14.837	10	35.361	116.1	51.121	195.6	49.155	183.0	2:15.637
5	35.092	127.6	51.349	196.3	48.563	187.1	2:15.004								
6	35.152	126.9	51.217	193.8	48.655	187.1	2:15.024								

6 MULLER							FRA		Chevrolet Cruze						
1	45.745	130.5	51.485	192.8	49.351	183.0	2:26.581	7	35.390	123.5	51.241	191.4	48.737	185.8	2:15.368
2	35.229	124.5	50.939	192.1	48.293	184.9	2:14.461	8	35.107	126.7	51.167	192.8	49.066	185.5	2:15.340
3	35.113	125.7	50.910	191.8	48.545	184.9	2:14.568	9	35.160	127.3	50.986	193.2	48.913	185.2	2:15.059
4	35.238	129.0	51.038	193.8	48.808	186.2	2:15.084	10	35.454	125.5	51.045	192.8	48.957	174.4	2:15.456
5	35.093	132.5	51.500	192.5	48.663	184.6	2:15.256								
6	35.073	127.9	51.112	192.8	48.712	185.2	2:14.897								



Weather/Track: Sun 25C / Dry 47C

Circuit Length - 5.403 kilometres
Brno

2010 FIA World Touring Car Championship Race 2 - Sector Analysis Report

Lap	S1 Time	S1 Spd	S2 Time	S2 Spd	S3 Time	S3 Spd	Lap Time	Pit	Lap	S1 Time	S1 Spd	S2 Time	S2 Spd	S3 Time	S3 Spd	Lap Time	Pit
7 HUFF GBR Chevrolet Cruze																	
1	42.997	133.3	50.892	194.2	47.774	187.8	2:21.663		7	34.930	131.3	50.531	193.2	48.390	188.1	2:13.851	
2	34.891	133.1	50.289	193.5	47.995	189.1	2:13.175		8	34.932	129.8	50.548	194.2	48.429	185.8	2:13.909	
3	34.776	131.0	50.438	194.5	48.226	189.1	2:13.440		9	34.975	127.8	50.951	193.8	49.288	174.1	2:15.214	
4	35.352	130.2	50.819	193.5	48.180	188.1	2:14.351		10	35.439	129.0	50.454	193.5	48.213	185.8	2:14.106	
5	34.800	130.9	50.655	193.8	48.335	188.1	2:13.790										
6	34.930	131.0	50.558	193.2	48.414	187.1	2:13.902										
8 MENU SUI Chevrolet Cruze																	
1	42.872	128.1	50.679	193.2	47.783	188.8	2:21.334		7	34.763	129.9	50.530	193.2	48.448	187.5	2:13.741	
2	34.731	132.0	50.375	192.1	47.939	188.1	2:13.045		8	34.890	130.1	50.493	193.5	48.383	186.2	2:13.766	
3	34.783	125.2	50.422	193.5	48.070	186.5	2:13.275		9	35.054	128.4	50.607	193.8	48.428	185.5	2:14.089	
4	35.218	126.4	50.683	194.2	48.026	187.5	2:13.927		10	34.986	130.9	50.764	193.2	49.385	180.6	2:15.135	
5	34.893	126.0	50.426	192.8	48.128	187.5	2:13.447										
6	35.044	128.4	50.391	193.8	48.213	188.1	2:13.648										
10 FARFUS BRA BMW 320si																	
1	42.471	130.5	51.622	191.8	47.978	187.1	2:22.071		7	35.025	130.4	50.687	190.8	48.180	187.1	2:13.892	
2	34.779	129.6	50.442	190.8	47.772	186.5	2:12.993		8	34.982	128.5	50.572	192.1	48.676	180.9	2:14.230	
3	34.791	126.4	50.529	191.8	48.117	185.8	2:13.437		9	34.970	129.9	50.749	190.8	48.903	178.8	2:14.622	
4	35.268	127.8	50.969	191.4	48.176	186.5	2:14.413		10	35.809	124.4	50.446	191.8	48.217	183.0	2:14.472	
5	34.814	122.3	50.604	191.8	48.417	184.9	2:13.835										
6	34.947	128.4	50.511	191.8	48.355	185.5	2:13.813										
11 PRIAULX GBR BMW 320si																	
1	41.938	127.0	49.997	190.8	47.890	186.5	2:19.825		7	34.911	128.1	50.204	189.8	48.221	183.9	2:13.336	
2	34.897	120.6	49.974	189.1	48.202	183.9	2:13.073		8	34.925	127.3	50.065	190.4	48.486	183.0	2:13.476	
3	35.000	127.9	49.970	189.8	47.959	183.6	2:12.929		9	34.976	126.0	50.174	190.8	48.174	182.4	2:13.324	
4	34.971	127.3	50.077	189.8	48.152	183.3	2:13.200		10	35.105	127.9	50.757	188.1	49.602	172.8	2:15.464	
5	35.003	126.4	49.999	190.1	48.109	183.6	2:13.111										
6	35.730	119.3	50.512	189.8	48.074	183.9	2:14.316										
15 ENGSTLER GER BMW 320si I																	
1	44.608	124.5	51.612	191.4	49.316	184.9	2:25.536		4	35.942	124.4	50.921	190.8	48.696	184.3	2:15.559	
2	35.096	129.1	50.399	189.1	48.563	183.9	2:14.058										
3	35.203	128.4	50.527	188.4	48.755	182.7	2:14.485										
16 ROMANOV RUS BMW 320si I																	
1	45.830		52.358	190.1	1:02.828	180.3	2:41.016		7	35.978	129.9	51.631	188.1	49.372	182.1	2:16.981	
2	35.503	129.6	51.099	186.5	49.862	183.6	2:16.464		8	35.690	123.2	53.160	180.3	49.202	181.5	2:18.052	
3	35.780	125.1	51.087	188.4	49.112	181.5	2:15.979		9	35.855	125.7	51.615	188.1	49.207	182.1	2:16.677	
4	35.816	125.2	51.340	187.5	49.092	182.4	2:16.248		10	35.734	124.1	51.366	189.8	50.823	180.6	2:17.923	
5	35.642	112.9	53.061	185.5	49.312	181.2	2:18.015										
6	35.841	125.1	51.647	188.4	49.520	181.2	2:17.008										



Weather/Track: Sun 25C / Dry 47C

Circuit Length - 5.403 kilometres
Brno

2010 FIA World Touring Car Championship Race 2 - Sector Analysis Report

Lap	S1 Time	S1 Spd	S2 Time	S2 Spd	S3 Time	S3 Spd	Lap Time	Pit	Lap	S1 Time	S1 Spd	S2 Time	S2 Spd	S3 Time	S3 Spd	Lap Time	Pit
18 BARTH SUI SEAT Leon TDI																	
1	44.102	132.1	51.042	193.8	49.122	188.8	2:24.266		7	35.071	127.0	50.647	194.9	48.657	186.8	2:14.375	
2	34.844	130.7	50.366	195.2	48.185	186.5	2:13.395		8	35.056	124.1	51.151	195.6	48.470	185.8	2:14.677	
3	35.041	130.9	50.462	196.0	48.754	186.2	2:14.257		9	35.070	126.1	50.768	196.0	48.730	185.2	2:14.568	
4	35.121	128.7	50.456	195.6	48.494	185.8	2:14.071		10	35.199	121.4	50.844	193.8	49.152	185.5	2:15.195	
5	35.026	129.1	50.638	195.6	48.628	186.2	2:14.292										
6	35.127	128.2	50.922	193.5	48.607	185.8	2:14.656										
19 VAULKHARD GBR Chevrolet Lacetti									I								
1	46.288	122.0	52.526	190.4	48.910	189.4	2:27.724		7	35.260	129.0	51.801	192.1	48.866	185.5	2:15.927	
2	35.375	122.8	51.774	193.5	48.585	187.8	2:15.734		8	35.362	127.6	51.290	192.8	49.125	185.5	2:15.777	
3	35.142	128.5	50.963	194.2	48.565	185.5	2:14.670		9	35.463	128.1	50.803	193.5	49.284	183.3	2:15.550	
4	35.279	128.7	51.036	191.1	48.546	186.8	2:14.861		10	35.308	128.5	51.410	192.8	49.003	185.5	2:15.721	
5	35.090	128.1	51.250	192.8	48.642	184.6	2:14.982										
6	35.476	131.3	50.971	192.5	48.501	187.8	2:14.948										
20 O'YOUNG HKG Chevrolet Lacetti									I								
1	43.083		51.901	189.1	48.820	186.5	2:23.804		7	34.964	130.7	50.602	191.1	48.602	184.9	2:14.168	
2	34.884	132.3	50.316	192.8	48.234	186.5	2:13.434		8	35.226	120.6	51.155	192.5	48.597	184.6	2:14.978	
3	34.965	131.8	50.483	192.5	48.257	185.8	2:13.705		9	35.023	131.5	50.697	193.5	48.568	184.9	2:14.288	
4	35.062	130.5	50.457	192.8	48.756	184.9	2:14.275		10	35.068	129.0	50.713	192.5	49.097	182.4	2:14.878	
5	35.115	131.3	51.124	191.1	48.475	183.9	2:14.714										
6	34.984	130.9	50.563	192.1	48.475	185.2	2:14.022										
21 BENNANI MAR BMW 320si									I								
1	45.642	125.8	51.988	190.4	49.330	181.5	2:26.960		7	35.163	124.4	51.111	189.8	48.815	184.6	2:15.089	
2	35.440	128.8	51.379	188.8	49.127	184.3	2:15.946		8	35.043	121.6	51.293	188.4	49.099	184.6	2:15.435	
3	34.902	126.9	50.638	190.4	48.844	183.9	2:14.384		9	35.159	127.6	51.778	189.8	49.156	183.0	2:16.093	
4	35.151	128.5	50.667	190.4	48.825	184.3	2:14.643		10	35.283	127.8	50.797	189.1	49.215	182.7	2:15.295	
5	35.073	127.3	51.445	190.1	48.554	184.6	2:15.072										
6	35.241	127.3	50.958	191.1	49.007	184.3	2:15.206										
24 POULSEN DEN BMW 320si									I								
1	43.408	128.5	55.112	192.1	48.522	185.2	2:27.042		6	35.360	132.0	51.162	191.4	48.371	184.9	2:14.893	
2	35.664	117.6	51.080	187.8	48.077	185.2	2:14.821		7	35.179	130.5	50.737	190.8	48.437	185.2	2:14.353	
3	34.828	133.4	51.155	188.4	48.063	185.2	2:14.046		8	35.069	126.3	51.471	185.2	48.827	185.8	2:15.367	
4	35.148	127.8	51.043	191.4	48.782	184.9	2:14.973										
5	35.118	130.7	53.658	193.2	48.656	183.0	2:17.432										
25 HERNANDEZ ESP BMW 320si									I								
1	44.340	129.0	51.611	189.1	50.008	182.1	2:25.959		7	35.349	127.9	50.880	187.8	48.914	182.1	2:15.143	
2	35.657	126.0	50.522	188.8	48.449	183.3	2:14.628		8	35.522	128.5	50.695	188.8	48.829	181.2	2:15.046	
3	35.168	128.2	50.521	188.4	48.654	183.6	2:14.343		9	35.656	128.5	50.720	189.4	49.029	181.8	2:15.405	
4	35.431	127.6	50.879	190.4	48.658	183.0	2:14.968		10	35.674	127.2	51.092	188.4	49.122	180.6	2:15.888	
5	35.576	127.9	50.747	188.8	48.732	182.4	2:15.055										
6	35.437	127.9	50.649	188.8	48.766	182.1	2:14.852										



Weather/Track: Sun 25C / Dry 47C

Circuit Length - 5.403 kilometres
Brno

2010 FIA World Touring Car Championship Race 2 - Sector Analysis Report

Lap	S1 Time	S1 Spd	S2 Time	S2 Spd	S3 Time	S3 Spd	Lap Time	Pit	Lap	S1 Time	S1 Spd	S2 Time	S2 Spd	S3 Time	S3 Spd	Lap Time	Pit
26 D'ASTE									ITA BMW 320si								
7	44.046	127.6	51.561	189.8	49.554	183.9	2:25.161		7	35.373	127.6	50.486	189.1	48.699	183.3	2:14.558	
2	34.952	128.8	50.263	187.1	48.722	183.3	2:13.937		8	35.234	123.9	50.582	189.8	48.669	182.4	2:14.485	
3	35.240	126.3	50.361	188.4	48.338	183.3	2:13.939		9	35.412	127.2	50.679	190.1	48.637	182.4	2:14.728	
4	35.284	127.6	50.710	189.1	48.281	183.0	2:14.275		10	35.309	127.8	50.848	189.1	48.793	182.7	2:14.950	
5	35.254	128.1	50.648	186.8	48.450	182.7	2:14.352										
6	35.261	128.7	50.539	189.4	48.450	183.0	2:14.250										
29 TURKINGTON									GBR BMW 320si								
7	41.442	128.5	50.232	190.1	47.939	185.5	2:19.613		7	34.960	130.1	50.324	191.4	48.239	185.2	2:13.523	
2	35.328	124.4	50.255	192.5	48.133	185.5	2:13.716		8	35.065	131.8	50.236	193.2	48.260	183.9	2:13.561	
3	34.981	133.6	50.438	191.8	48.399	183.3	2:13.818		9	35.543	129.6	50.286	193.5	48.253	184.3	2:14.082	
4	35.666	125.2	50.225	192.1	48.161	183.9	2:14.052		10	35.145	130.1	50.477	191.8	49.270	180.0	2:14.892	
5	34.995	129.1	50.321	191.8	48.124	184.6	2:13.440										
6	35.124	128.1	50.272	191.4	48.215	184.3	2:13.611										
33 FABIANI									ITA BMW 320si								
7	46.671	123.9	53.660	183.9	51.071	180.9	2:31.402		6	36.266	125.8	52.637	184.9	50.780	179.4	2:19.683	
2	36.119	124.8	52.369	184.6	50.325	179.4	2:18.813		7	36.725	123.0	52.725	183.9	50.553	179.1	2:20.003	
3	36.302	124.4	51.973	183.0	50.579	177.9	2:18.854		8	36.365	124.1	1:15.339	155.1	1:01.639	117.5	2:53.343	
4	36.452	123.8	52.143	186.5	50.583	177.0	2:19.178										
5	36.610	125.4	53.984	181.2	51.028	179.7	2:21.622										



Weather/Track: Sun 25C / Dry 47C



Circuit Length - 5.403 kilometres
Brno

2010 FIA World Touring Car Championship Race 2 - Best Sector Speeds Report

SECTOR 1				SECTOR 2				SECTOR 3				
POS	NO	NAME	SPEED	LAP	NO	NAME	SPEED	LAP	NO	NAME	SPEED	LAP
1	1	TARQUINI	135.0	1	4	GENE	197.8	4	19	VAULKHARD	189.4	1
2	29	TURKINGTON	133.6	3	5	MICHELISZ	196.3	2	7	HUFF	189.1	2
3	3	MONTEIRO	133.4	7	18	BARTH	196.0	3	8	MENU	188.8	1
4	5	MICHELISZ	133.4	2	1	TARQUINI	195.6	3	18	BARTH	188.8	1
5	24	POULSEN	133.4	3	3	MONTEIRO	194.5	9	1	TARQUINI	188.4	2
6	7	HUFF	133.3	1	7	HUFF	194.5	3	4	GENE	188.1	2
7	6	MULLER	132.5	5	2	CORONEL	194.2	6	5	MICHELISZ	188.1	2
8	20	O'YOUNG	132.3	2	8	MENU	194.2	4	3	MONTEIRO	187.1	1
9	18	BARTH	132.1	1	19	VAULKHARD	194.2	3	10	FARFUS	187.1	1
10	8	MENU	132.0	2	6	MULLER	193.8	4	11	PRIAULX	186.5	1
11	19	VAULKHARD	131.3	6	20	O'YOUNG	193.5	9	20	O'YOUNG	186.5	1
12	2	CORONEL	130.5	1	29	TURKINGTON	193.5	9	6	MULLER	186.2	4
13	10	FARFUS	130.5	1	24	POULSEN	193.2	5	2	CORONEL	185.8	3
14	16	ROMANOV	129.9	7	10	FARFUS	192.1	8	24	POULSEN	185.8	8
15	4	GENE	129.6	6	15	ENGSTLER	191.4	1	29	TURKINGTON	185.5	1
16	15	ENGSTLER	129.1	2	21	BENNANI	191.1	6	15	ENGSTLER	184.9	1
17	25	HERNANDEZ	129.0	1	11	PRIAULX	190.8	1	21	BENNANI	184.6	5
18	21	BENNANI	128.8	2	25	HERNANDEZ	190.4	4	26	D'ASTE	183.9	1
19	26	D'ASTE	128.8	2	16	ROMANOV	190.1	1	16	ROMANOV	183.6	2
20	11	PRIAULX	128.1	7	26	D'ASTE	190.1	9	25	HERNANDEZ	183.6	3
21	33	FABIANI	125.8	6	33	FABIANI	186.5	4	33	FABIANI	180.9	1



Circuit Length - 5.403 kilometres
Brno

Weather/Track: Sun 25C / Dry 47C

2010 FIA World Touring Car Championship Race 2 - Best Sector Times Report

POS	SECTOR 1			SECTOR 2			SECTOR 3			NO	NAME	IDEAL/BEST LAP COMPARISON			DIFF
	NO	TIME	LAP	NO	TIME	LAP	NO	TIME	LAP			IDEAL	BEST	LAP	
1	1	34.657	2	11	49.970	3	10	47.772	2	1	TARQUINI	2:12.571	2:12.737	2	+ 0.166
2	8	34.731	2	1	50.138	2	7	47.774	1	11	PRIAULX	2:12.757	2:12.929	3	+ 0.172
3	7	34.776	3	29	50.225	4	1	47.776	1	7	HUFF	2:12.839	2:13.175	2	+ 0.336
4	10	34.779	2	26	50.263	2	8	47.783	1	8	MENU	2:12.889	2:13.045	2	+ 0.156
5	3	34.794	2	7	50.289	2	11	47.890	1	10	FARFUS	2:12.993	2:12.993	2	+ 0.000
6	24	34.828	3	20	50.316	2	29	47.939	1	29	TURKINGTO	2:13.124	2:13.440	5	+ 0.316
7	18	34.844	2	18	50.366	2	24	48.063	3	3	MONTEIRO	2:13.273	2:13.273	2	+ 0.000
8	20	34.884	2	8	50.375	2	3	48.095	2	18	BARTH	2:13.395	2:13.395	2	+ 0.000
9	11	34.897	2	3	50.384	2	18	48.185	2	20	O'YOUNG	2:13.434	2:13.434	2	+ 0.000
10	21	34.902	3	15	50.399	2	20	48.234	2	26	D'ASTE	2:13.496	2:13.937	2	+ 0.441
11	5	34.942	3	2	50.421	2	5	48.265	1	24	POULSEN	2:13.628	2:14.046	3	+ 0.418
12	26	34.952	2	10	50.442	2	26	48.281	4	2	CORONEL	2:13.953	2:13.968	2	+ 0.015
13	29	34.960	7	25	50.521	3	6	48.293	2	5	MICHELISZ	2:13.973	2:14.202	2	+ 0.229
14	4	34.996	3	21	50.638	3	4	48.374	2	15	ENGSTLER	2:14.058	2:14.058	2	+ 0.000
15	6	35.073	6	24	50.737	7	2	48.416	2	21	BENNANI	2:14.094	2:14.384	3	+ 0.290
16	19	35.090	5	5	50.766	3	25	48.449	2	25	HERNANDEZ	2:14.138	2:14.343	3	+ 0.205
17	15	35.096	2	19	50.803	9	19	48.501	6	4	GENE	2:14.256	2:14.677	2	+ 0.421
18	2	35.116	3	4	50.886	8	21	48.554	5	6	MULLER	2:14.276	2:14.461	2	+ 0.185
19	25	35.168	3	6	50.910	3	15	48.563	2	19	VAULKHARD	2:14.394	2:14.670	3	+ 0.276
20	16	35.503	2	16	51.087	3	16	49.092	4	16	ROMANOV	2:15.682	2:15.979	3	+ 0.297
21	33	36.119	2	33	51.973	3	33	50.325	2	33	FABIANI	2:18.417	2:18.813	2	+ 0.396

'Perfect Lap' - 2:12.399



Circuit Length - 5.403 kilometres
Brno

Weather/Track: Sun 25C / Dry 47C

2010 FIA World Touring Car Championship Race 2 - Best Sector Times Report

POS	SECTOR 1			SECTOR 2			SECTOR 3			NO	NAME	IDEAL/BEST LAP COMPARISON			DIFF
	NO	TIME	LAP	NO	TIME	LAP	NO	TIME	LAP			IDEAL	BEST	LAP	
1	1	34.657	2	11	49.970	3	10	47.772	2	1	TARQUINI	2:12.571	2:12.737	2	+ 0.166
2	8	34.731	2	1	50.138	2	7	47.774	1	11	PRIAULX	2:12.757	2:12.929	3	+ 0.172
3	7	34.776	3	29	50.225	4	1	47.776	1	7	HUFF	2:12.839	2:13.175	2	+ 0.336
4	10	34.779	2	26	50.263	2	8	47.783	1	8	MENU	2:12.889	2:13.045	2	+ 0.156
5	3	34.794	2	7	50.289	2	11	47.890	1	10	FARFUS	2:12.993	2:12.993	2	+ 0.000
6	24	34.828	3	20	50.316	2	29	47.939	1	29	TURKINGTO	2:13.124	2:13.440	5	+ 0.316
7	18	34.844	2	18	50.366	2	24	48.063	3	3	MONTEIRO	2:13.273	2:13.273	2	+ 0.000
8	20	34.884	2	8	50.375	2	3	48.095	2	18	BARTH	2:13.395	2:13.395	2	+ 0.000
9	11	34.897	2	3	50.384	2	18	48.185	2	20	O'YOUNG	2:13.434	2:13.434	2	+ 0.000
10	21	34.902	3	15	50.399	2	20	48.234	2	26	D'ASTE	2:13.496	2:13.937	2	+ 0.441
11	5	34.942	3	2	50.421	2	5	48.265	1	24	POULSEN	2:13.628	2:14.046	3	+ 0.418
12	26	34.952	2	10	50.442	2	26	48.281	4	2	CORONEL	2:13.953	2:13.968	2	+ 0.015
13	29	34.960	7	25	50.521	3	6	48.293	2	5	MICHELISZ	2:13.973	2:14.202	2	+ 0.229
14	4	34.996	3	21	50.638	3	4	48.374	2	15	ENGSTLER	2:14.058	2:14.058	2	+ 0.000
15	6	35.073	6	24	50.737	7	2	48.416	2	21	BENNANI	2:14.094	2:14.384	3	+ 0.290
16	19	35.090	5	5	50.766	3	25	48.449	2	25	HERNANDEZ	2:14.138	2:14.343	3	+ 0.205
17	15	35.096	2	19	50.803	9	19	48.501	6	4	GENE	2:14.256	2:14.677	2	+ 0.421
18	2	35.116	3	4	50.886	8	21	48.554	5	6	MULLER	2:14.276	2:14.461	2	+ 0.185
19	25	35.168	3	6	50.910	3	15	48.563	2	19	VAULKHARD	2:14.394	2:14.670	3	+ 0.276
20	16	35.503	2	16	51.087	3	16	49.092	4	16	ROMANOV	2:15.682	2:15.979	3	+ 0.297
21	33	36.119	2	33	51.973	3	33	50.325	2	33	FABIANI	2:18.417	2:18.813	2	+ 0.396

'Perfect Lap' - 2:12.399



Weather/Track: Sun 25C / Dry 47C



Circuit Length - 5.403 kilometres
Brno

2010 FIA World Touring Car Championship

RACE 2 - LAP CHART

Lap 1			Lap 2			Lap 3			Lap 4			Lap 5		
No	Behind	Laptime	No	Behind	Laptime	No	Behind	Laptime	No	Behind	Laptime	No	Behind	Laptime
29		2:19.613	11		2:13.073	11		2:12.929	11		2:13.200	11		2:13.111
11	0.212	2:19.825	29	0.431	2:13.716	29	1.320	2:13.818	29	2.172	2:14.052	29	2.501	2:13.440
1	1.228	2:20.841	1	0.680	2:12.737	1	1.446	2:13.695	8	2.554	2:13.927	8	2.890	2:13.447
8	1.721	2:21.334	8	1.481	2:13.045	8	1.827	2:13.275	1	2.977	2:14.731	1	3.304	2:13.438
7	2.050	2:21.663	7	1.940	2:13.175	7	2.451	2:13.440	7	3.602	2:14.351	7	4.281	2:13.790
10	2.458	2:22.071	10	2.166	2:12.993	10	2.674	2:13.437	10	3.887	2:14.413	10	4.611	2:13.835
3	3.615	2:23.228	3	3.603	2:13.273	3	4.304	2:13.630	3	4.890	2:13.786	3	5.803	2:14.024
20	4.191	2:23.804	20	4.340	2:13.434	20	5.116	2:13.705	20	6.191	2:14.275	20	7.794	2:14.714
18	4.653	2:24.266	18	4.763	2:13.395	18	6.091	2:14.257	18	6.962	2:14.071	18	8.143	2:14.292
26	5.548	2:25.161	26	6.200	2:13.937	26	7.210	2:13.939	26	8.285	2:14.275	26	9.526	2:14.352
15	5.923	2:25.536	15	6.696	2:14.058	15	8.252	2:14.485	2	10.358	2:14.962	2	11.906	2:14.659
25	6.346	2:25.959	2	7.297	2:13.968	2	8.596	2:14.228	15	10.611	2:15.559	25	12.815	2:15.055
2	6.614	2:26.227	25	7.689	2:14.628	25	9.103	2:14.343	25	10.871	2:14.968	6	13.812	2:15.256
6	6.968	2:26.581	6	8.144	2:14.461	6	9.783	2:14.568	6	11.667	2:15.084	4	14.041	2:14.943
4	7.123	2:26.736	4	8.515	2:14.677	24	10.082	2:14.046	24	11.855	2:14.973	5	14.330	2:15.004
21	7.347	2:26.960	24	8.965	2:14.821	4	10.469	2:14.883	4	12.209	2:14.940	21	14.867	2:15.072
24	7.429	2:27.042	5	9.316	2:14.202	5	10.800	2:14.413	5	12.437	2:14.837	19	15.833	2:14.982
19	8.111	2:27.724	21	10.008	2:15.946	21	11.463	2:14.384	21	12.906	2:14.643	24	16.176	2:17.432
5	8.399	2:28.012	19	10.560	2:15.734	19	12.301	2:14.670	19	13.962	2:14.861	16	35.584	2:18.015
33	11.789	2:31.402	33	17.317	2:18.813	33	23.242	2:18.854	33	29.220	2:19.178	33	37.731	2:21.622
16	21.403	2:41.016	16	24.582	2:16.464	16	27.632	2:15.979	16	30.680	2:16.248			

Subject to Technical Scrutineering. For Media Information Purposes - No Regulatory Value. Brno

Weather/Track: Sun 25C / Dry 47C

Circuit Length = 5.4030 km.

Start: 13:24 End: 13:46

2010 FIA World Touring Car Championship RACE 2 - LAP CHART

(contd.)

Lap 6			Lap 7			Lap 8			Lap 9			Lap 10		
No	Behind	Laptime	No	Behind	Laptime	No	Behind	Laptime	No	Behind	Laptime	No	Behind	Laptime
11		2:14.316	11		2:13.336	11		2:13.476	11		2:13.324	11		2:15.464
29	1.796	2:13.611	29	1.983	2:13.523	29	2.068	2:13.561	29	2.826	2:14.082	29	2.254	2:14.892
8	2.222	2:13.648	8	2.627	2:13.741	8	2.917	2:13.766	8	3.682	2:14.089	8	3.353	2:15.135
1	2.881	2:13.893	1	3.550	2:14.005	1	3.845	2:13.771	7	6.705	2:15.214	7	5.347	2:14.106
7	3.867	2:13.902	7	4.382	2:13.851	7	4.815	2:13.909	10	6.716	2:14.622	10	5.724	2:14.472
10	4.108	2:13.813	10	4.664	2:13.892	10	5.418	2:14.230	3	8.628	2:14.586	3	7.501	2:14.337
3	5.379	2:13.892	3	6.551	2:14.508	3	7.366	2:14.291	20	10.798	2:14.288	20	10.212	2:14.878
20	7.500	2:14.022	20	8.332	2:14.168	20	9.834	2:14.978	18	11.967	2:14.568	18	11.698	2:15.195
18	8.483	2:14.656	18	9.522	2:14.375	18	10.723	2:14.677	26	13.095	2:14.728	26	12.581	2:14.950
26	9.460	2:14.250	26	10.682	2:14.558	26	11.691	2:14.485	2	16.759	2:15.304	2	16.584	2:15.289
2	11.925	2:14.335	2	13.376	2:14.787	2	14.779	2:14.879	25	18.809	2:15.405	25	19.233	2:15.888
25	13.351	2:14.852	25	15.158	2:15.143	25	16.728	2:15.046	6	20.024	2:15.059	6	20.016	2:15.456
6	14.393	2:14.897	6	16.425	2:15.368	6	18.289	2:15.340	4	20.272	2:15.071	4	20.555	2:15.747
4	14.584	2:14.859	4	16.889	2:15.641	4	18.525	2:15.112	5	20.664	2:15.028	5	20.837	2:15.637
5	15.038	2:15.024	5	17.157	2:15.455	5	18.960	2:15.279	21	22.238	2:16.093	21	22.069	2:15.295
21	15.757	2:15.206	21	17.510	2:15.089	21	19.469	2:15.435	19	23.583	2:15.550	19	23.840	2:15.721
19	16.465	2:14.948	24	17.770	2:14.353	24	19.661	2:15.367	16	49.850	2:16.677	16	52.309	2:17.923
24	16.753	2:14.893	19	19.056	2:15.927	19	21.357	2:15.777						
16	38.276	2:17.008	16	41.921	2:16.981	16	46.497	2:18.052						
33	43.098	2:19.683	33	49.765	2:20.003	33	1:29.632	2:53.343						

Subject to Technical Scrutineering. For Media Information Purposes - No Regulatory Value. Brno

Weather/Track: Sun 25C / Dry 47C

Circuit Length = 5.4030 km.

Start: 13:24 End: 13:46