



WTCC

FIA World Touring Car Championship

Rounds 17 & 18
Oschersleben, Germany
5 – 6 September 2009



Timing and Results by MST Systems Ltd

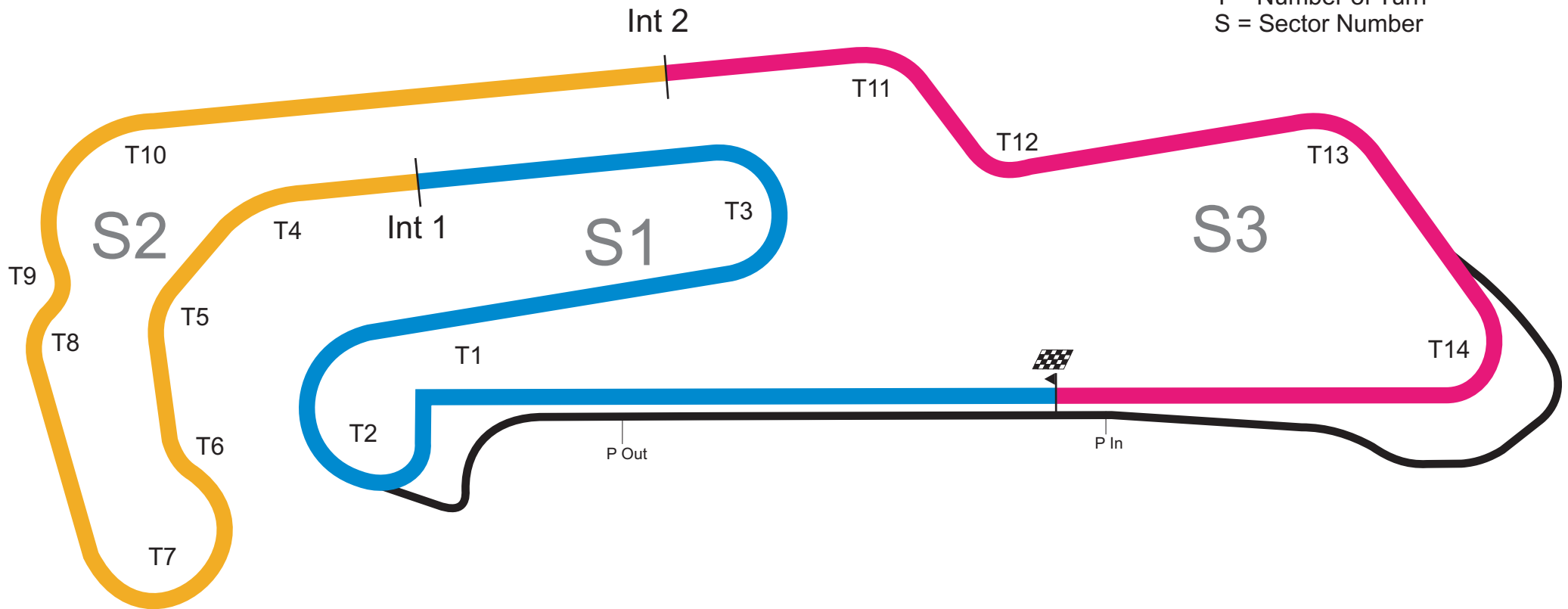
www.fiawtcc.com

www.mstworld.com



Oschersleben, 5 and 6 September 2009
Races 17 & 18

- ▲ Start
- ▣ Timing "Line"
- Circuit Centerline 3,696 Km
- Start Line Offset 0,0Km
- Int 1 @ 1,347 Km
- Int 2 @ 2,654Km
- Pit in @ 3,636Km
- Pit Out @0,268 Km
- Pit in to Pit Out = 0,326
- A Lap by the Pits = 3,794
- T = Number of Turn
- S = Sector Number



**2009 FIA World Touring Car Championship
FREE PRACTICE 1**

POS	NO	CLS	DRIVER	NAT	CAR	TIME	LAPS	GAP	KPH
1	8		Augusto FARFUS	BRA	BMW 320si	1:50.841	15		120.04
2	11		Robert HUFF	GBR	Chevrolet Cruze	1:51.046	17	0.205	119.82
3	5		Tiago MONTEIRO	POR	SEAT Leon TDI	1:51.092	14	0.251	119.77
4	6		Andy PRIAULX	GBR	BMW 320si	1:51.146	14	0.305	119.71
5	1		Yvan MULLER	FRA	SEAT Leon TDI	1:51.217	12	0.376	119.63
6	2		Gabriele TARQUINI	ITA	SEAT Leon TDI	1:51.387	12	0.546	119.45
7	4		Jordi GENE	ESP	SEAT Leon TDI	1:51.587	12	0.746	119.24
8	7		Jorg MULLER	GER	BMW 320si	1:51.672	16	0.831	119.14
9	3		Rickard RYDELL	SWE	SEAT Leon TDI	1:51.769	12	0.928	119.04
10	14		Nicola LARINI	ITA	Chevrolet Cruze	1:52.119	11	1.278	118.67
11	10		Sergio HERNANDEZ	ESP	BMW 320si	1:52.325	14	1.484	118.45
12	27	I	Stefano D'ASTE	ITA	BMW 320si	1:52.582	14	1.741	118.18
13	12		Alain MENU	SUI	Chevrolet Cruze	1:52.603	12	1.762	118.16
14	9		Alessandro ZANARDI	ITA	BMW 320si	1:52.708	14	1.867	118.05
15	21	I	Tom CORONEL	NED	SEAT Leon	1:52.798	14	1.957	117.96
16	18		Jaap van LAGEN	NED	LADA Priora	1:52.913	13	2.072	117.83
17	22	I	Tom BOARDMAN	GBR	SEAT Leon	1:53.120	12	2.279	117.62
18	43	I	Jason WATT	DEN	SEAT Leon	1:53.172	15	2.331	117.57
19	42	I	Michel NYKJAER	DEN	Chevrolet Lacetti	1:53.700	11	2.859	117.02
20	20		Viktor SHAPOLAVOV	RUS	LADA Priora	1:53.720	13	2.879	117.00
21	38	I	Philip GEIPEL	GER	BMW 320si	1:53.841	14	3.000	116.87
22	41	I	Jean-Marie CLAIRET	FRA	SEAT Leon	1:54.062	13	3.221	116.65
23	26	I	Kristian POULSEN	DEN	BMW 320si	1:54.080	14	3.239	116.63
24	19		Kirill LADYGIN	RUS	LADA Priora	1:54.124	13	3.283	116.58
25	25	I	Franz ENGSTLER	GER	BMW 320si	1:54.340	16	3.499	116.36
26	28	I	Marin COLAK	CRO	SEAT Leon	1:54.360	6	3.519	116.34
27	23	I	Felix PORTEIRO	ESP	BMW 320si	1:54.950	14	4.109	115.75

For Media Information Purposes - No Regulatory Value.

Weather/Track: Cloud 14°/Wet 14°

Oschersleben

Circuit Length = 3.6960 km.

Start: 8:45 End: 9:15

Race Director:	Steward:	Timekeeper:	Issued at:
----------------	----------	-------------	------------

2009 FIA World Touring Car Championship

Free Practice 1 - Sector Analysis Report

Lap S1 Time S1 Spd S2 Time S2 Spd S3 Time S3 Spd Lap Time Pit Lap S1 Time S1 Spd S2 Time S2 Spd S3 Time S3 Spd Lap Time Pit

1 MULLER				FRA				SEAT Leon TDI							
1					164.1	12:13.324		8	41.840	160.7	38.630	189.4	31.819	163.6	1:52.289
2	42.585	154.0	39.291	177.9	32.183	164.6	1:54.059	9	41.969	160.7	38.795	180.0	44.619		2:05.383 Pit
3	42.086	159.7	39.345	177.3	32.941	162.1	1:54.372	10	5:15.801	159.2	38.252	187.8	31.590	165.1	6:25.643
4	41.778	158.5	38.741	188.1	31.831	164.8	1:52.350	11	41.506	159.2	38.028	189.8	31.683	164.3	1:51.217
5	41.666	158.1	38.753	180.6	44.380		2:04.799 Pit	12	41.763	159.5	38.206	191.1	54.729		2:14.698 Pit
6	5:54.676	159.0	38.876	185.2	31.897	163.6	7:05.449								
7	41.788	160.4	38.908	188.8	31.787	164.3	1:52.483								

2 TARQUINI				ITA				SEAT Leon TDI							
1			11:47.787	179.7		162.6	12:20.891	8	41.804	143.4	40.102	159.5	45.676		2:07.582 Pit
2	42.471	157.8	39.606	176.7	33.114	164.3	1:55.191	9	5:12.524	159.0	38.858	171.9	31.928	164.8	6:23.310
3	42.213	159.5	39.409	173.3	56.554		2:18.176 Pit	10	41.251	158.3	38.263	182.4	31.873	164.3	1:51.387
4	4:26.454	159.7	39.282	172.2	32.392	164.3	5:38.128	11	41.278	157.4	38.509	184.3	31.777	165.6	1:51.564
5	42.536	159.7	38.771	179.4	32.323	165.8	1:53.630	12	46.078	149.1	39.697	158.5	1:18.655		2:44.430 Pit
6	41.386	157.6	38.675	185.2	32.134	164.8	1:52.195								
7	41.503	160.2	38.765	178.5	31.996	165.6	1:52.264								

3 RYDELL				SWE				SEAT Leon TDI							
1			11:48.555	177.3		163.6	12:23.868	8	41.368	158.5	38.757	184.9	31.935	163.8	1:52.060
2	42.091	159.0	39.594	171.7	33.173	162.1	1:54.858	9	41.622	156.5	38.387	187.1	31.760	163.6	1:51.769
3	42.130	157.6	39.127	186.2	32.058	163.1	1:53.315	10	41.796	158.8	39.071	176.1	45.491		2:06.358 Pit
4	41.685	157.8	38.702	186.5	32.204	162.8	1:52.591	11	3:01.019	158.3	44.036	161.9	32.567	164.6	4:17.622
5	41.395	156.9	38.854	186.5	31.884	164.6	1:52.133	12	41.666	158.3	38.404	187.5	32.115	162.8	1:52.185
6	41.451	159.5	39.071	174.1	45.506		2:06.028 Pit								
7	5:54.895	157.8	40.458	155.8	36.873	163.3	7:12.226								

4 GENE				ESP				SEAT Leon TDI							
1			11:50.772	181.2		162.8	12:25.124	8	9:09.724	158.3	38.487	189.1	31.871	166.4	10:20.082
2	42.682	159.0	39.480	157.8	33.269	164.6	1:55.431	9	41.587	160.4	38.424	188.1	31.809	165.8	1:51.820
3	42.605	158.5	40.046	183.9	32.993	163.8	1:55.644	10	41.225	160.7	42.907	180.9	32.301	165.8	1:56.433
4	42.415	158.8	38.658	181.2	32.471	165.1	1:53.544	11	41.488	160.4	38.265	188.8	31.969	165.6	1:51.722
5	41.520	160.9	38.605	188.1	32.155	165.1	1:52.280	12	41.215	160.7	38.251	189.1	32.121	164.8	1:51.587
6	41.874	159.0	38.495	189.1	32.186	166.4	1:52.555								
7	41.743	159.2	39.548	186.8	49.674		2:10.965 Pit								

5 MONTEIRO				POR				SEAT Leon TDI							
1						162.8	12:16.594	9	41.175	159.5	38.260	184.3	31.657	163.8	1:51.092
2	41.740	158.1	39.022	188.4	32.934	164.1	1:53.696	10	41.225	160.2	38.060	186.5	31.828	163.1	1:51.113
3	52.247	156.5	39.087	174.1	33.198	164.3	2:04.532	11	47.672	125.4	39.806	187.8	32.427	165.6	1:59.905
4	42.055	156.5	38.905	180.6	32.191	165.6	1:53.151	12	41.069	161.4	44.618	185.8	32.437	165.3	1:58.124
5	41.531	160.0	38.588	182.7	31.725	163.6	1:51.844	13	41.050	159.7	38.246	187.1	31.862	164.3	1:51.158
6	41.146	160.4	38.516	186.8	31.710	164.3	1:51.372	14	46.422	137.4	40.663	178.5	1:03.638		2:30.723 Pit
7	41.355	159.5	39.266	176.7	46.125		2:06.746 Pit								
8	5:45.832	157.6	39.150	185.5	31.918	163.3	6:56.900								



Weather/Track: Cloud 14° /Wet 14°

Circuit Length - 3.696 kilometres
Motorsport Arena
Oschersleben

2009 FIA World Touring Car Championship

Free Practice 1 - Sector Analysis Report

Lap S1 Time S1 Spd S2 Time S2 Spd S3 Time S3 Spd Lap Time Pit Lap S1 Time S1 Spd S2 Time S2 Spd S3 Time S3 Spd Lap Time Pit

6 PRIAULX				GBR				BMW 320si				
1			11:55.194 163.6			157.8	12:28.629	9	41.634 155.6	38.963 184.6	42.414	2:03.011 Pit
2	43.545 154.5	40.507 172.8		33.249 156.7	1:57.301		10	2:04.963 155.3	38.941 183.3	31.761 162.8	3:15.665	
3	49.159 144.0	39.848 174.1		42.614	2:11.621 Pit		11	41.150 155.8	38.861 181.5	31.993 161.9	1:52.004	
4	1:57.217 146.7	40.429 163.6		32.925 160.0	3:10.571		12	41.124 157.2	38.416 186.2	31.731 161.9	1:51.271	
5	42.260 153.6	39.236 177.9		32.178 161.1	1:53.674		13	50.732 105.3	40.637 184.3	31.703 162.1	2:03.072	
6	42.324 155.1	38.729 187.1		32.077 158.3	1:53.130		14	41.818 156.0	37.812 186.2	31.516 162.1	1:51.146	
7	42.752 152.7	38.892 180.6		31.993 161.9	1:53.637							
8	41.533 154.7	38.507 181.8		32.007 160.4	1:52.047							

7 MULLER				GER				BMW 320si				
1			12:00.824 176.7			162.6	12:33.467	10	3:23.543 157.2	38.747 187.5	32.167 161.9	4:34.457
2	42.516 157.2	39.102 188.8		34.232 161.1	1:55.850		11	41.427 156.9	38.652 188.8	31.942 162.8	1:52.021	
3	48.961 151.8	39.884 183.6		32.308 162.6	2:01.153		12	41.467 157.8	38.395 188.8	31.810 162.4	1:51.672	
4	42.231 156.9	39.238 185.2		32.058 162.1	1:53.527		13	41.263 156.5	38.540 187.1	31.940 162.1	1:51.743	
5	43.023 157.2	38.727 187.1		32.232 161.4	1:53.982		14	41.314 157.8	38.491 190.4	32.273 161.4	1:52.078	
6	41.622 158.3	38.518 186.5		32.002 161.9	1:52.142		15	41.102 159.7	38.677 187.8	32.075 163.1	1:51.854	
7	41.535 159.0	38.682 187.5		32.009 162.8	1:52.226		16	42.032 156.0	39.789 183.3	50.783	2:12.604 Pit	
8	41.404 160.0	38.564 183.6		32.087 164.1	1:52.055							
9	41.437 158.8	38.745 186.5		42.205	2:02.387 Pit							

8 FARFUS				BRA				BMW 320si				
1			12:02.383 159.0			162.6	12:35.752	9	41.106 158.3	38.824 188.1	44.894	2:04.824 Pit
2	42.411 157.8	39.430 185.5		32.510 161.9	1:54.351		10	3:49.371 157.4	38.644 185.5	31.958 164.3	4:59.973	
3	42.448 154.5	39.238 183.9		32.066 163.3	1:53.752		11	41.210 157.8	38.302 188.8	31.636 164.6	1:51.148	
4	41.620 157.6	39.218 186.8		31.859 164.1	1:52.697		12	40.978 158.8	38.260 188.8	31.603 164.3	1:50.841	
5	41.330 157.8	38.556 188.1		32.089 164.6	1:51.975		13	41.924 157.6	38.251 190.1	31.494 165.1	1:51.669	
6	41.242 158.5	38.789 187.8		31.914 164.3	1:51.945		14	42.229 158.8	41.466 148.3	32.016 164.1	1:55.711	
7	41.989 157.2	38.757 188.8		31.969 163.6	1:52.715		15	42.188 158.3	39.589 182.7	46.495	2:08.272 Pit	
8	41.252 158.5	38.614 188.1		31.726 164.3	1:51.592							

9 ZANARDI				ITA				BMW 320si				
1			11:58.342 173.6			158.8	12:32.106	9	42.347 154.7	39.319 186.2	32.435 161.6	1:54.101
2	44.850 155.8	41.201 163.6		33.739 158.1	1:59.790		10	41.796 155.1	39.108 184.3	32.518 161.6	1:53.422	
3	54.526 123.2	41.620 172.5		33.125 160.9	2:09.271		11	41.992 154.0	38.753 188.4	32.214 159.7	1:52.959	
4	42.897 156.7	40.891 185.5		33.511 162.8	1:57.299		12	41.988 156.2	38.769 189.1	32.103 161.1	1:52.860	
5	42.687 155.8	40.036 184.9		32.482 162.8	1:55.205		13	41.706 156.5	38.724 188.4	32.278 162.4	1:52.708	
6	42.043 154.5	39.334 186.2		32.161 162.4	1:53.538		14	42.009 155.8	38.870 188.8	31.988 161.6	1:52.867	
7	45.175 150.4	43.415 165.8		45.546	2:14.136 Pit							
8	4:12.252 148.5	40.676 183.3		32.985 159.7	5:25.913							



Weather/Track: Cloud 14°/Wet 14°



Circuit Length - 3.696 kilometres
Motorsport Arena
Oschersleben

2009 FIA World Touring Car Championship

Free Practice 1 - Sector Analysis Report

Lap S1 Time S1 Spd S2 Time S2 Spd S3 Time S3 Spd Lap Time Pit Lap S1 Time S1 Spd S2 Time S2 Spd S3 Time S3 Spd Lap Time Pit

10 HERNANDEZ				ESP				BMW 320si								
1			11:56.062	164.1		160.4	12:29.622	9	43.933	158.5	38.701	178.5	43.979		2:06.613	Pit
2	43.584	155.8	40.472	175.8	32.930	162.8	1:56.986	10	3:50.602	157.6	39.117	179.1	32.167	162.8	5:01.886	
3	43.143	151.2	40.187	179.4	32.353	163.6	1:55.683	11	42.137	157.8	38.558	185.5	32.163	162.6	1:52.858	
4	42.575	155.3	40.168	167.7	32.716	162.6	1:55.459	12	41.653	158.3	39.141	188.1	32.759	163.1	1:53.553	
5	42.205	157.6	39.138	185.8	35.531	163.6	1:56.874	13	41.848	157.8	38.644	182.4	31.891	164.1	1:52.383	
6	41.978	157.8	38.986	177.0	32.259	164.1	1:53.223	14	41.825	157.8	38.537	182.7	31.963	163.8	1:52.325	
7	42.137	157.4	38.605	181.2	32.061	163.6	1:52.803									
8	41.898	157.8	38.760	177.3	32.233	163.3	1:52.891									

11 HUFF				GBR				Chevrolet Cruze								
1	11:48.482		42.614	149.1	33.275	161.1	13:04.371	10	41.314	157.2	38.629	177.6	31.977	162.1	1:51.920	
2	42.790	151.2	39.776	182.4	32.074	162.6	1:54.640	11	41.298	156.7	38.452	181.8	31.949	161.9	1:51.699	
3	43.234	152.7	38.990	182.4	32.260	163.3	1:54.484	12	41.326	157.2	38.393	186.2	31.734	162.4	1:51.453	
4	42.192	154.0	39.149	184.3	32.016	163.1	1:53.357	13	41.719	153.4	38.107	183.9	31.874	162.8	1:51.700	
5	42.326	155.6	38.667	183.9	32.015	162.8	1:53.008	14	41.219	156.0	38.293	185.5	31.816	162.1	1:51.328	
6	41.410	155.8	39.078	184.3	31.892	162.8	1:52.380	15	41.325	156.9	38.034	188.1	31.748	161.6	1:51.107	
7	41.857	156.2	38.664	181.5	31.797	162.8	1:52.318	16	41.107	157.6	38.085	186.5	31.854	161.9	1:51.046	
8	41.254	157.6	38.811	182.1	31.698	163.1	1:51.763	17	42.076	154.9	38.427	187.1	52.676		2:13.179	Pit
9	41.232	158.3	38.768	184.3	31.898	162.4	1:51.898									

12 MENU				SUI				Chevrolet Cruze									
1	12:05.996	152.3	41.052	157.2	33.020	162.4	13:20.068	8	42.955	154.7	44.187	160.2	36.699	163.6	2:03.841		
2	42.465	155.1	39.461	183.3	32.324	163.3	1:54.250	9	42.064	156.7	39.409	142.2	32.450	164.3	1:53.923		
3	41.931	155.8	39.515	183.6	32.007	162.6	1:53.453	10	41.425	158.5	38.995	185.2	32.183	161.9	1:52.603		
4	43.757	156.7	40.499	179.7	43.972		2:08.228	Pit	11	41.544	156.7	39.190	179.4	33.072	162.4	1:53.806	
5	6:26.271	157.4	40.048	122.1	35.252	163.3	7:41.571	12	41.820	157.2	39.802	165.6	44.548		2:06.170	Pit	
6	41.921	158.3	39.311	183.6	31.961	162.1	1:53.193										
7	41.906	156.9	39.060	180.9	32.247	161.1	1:53.213										

14 LARINI				ITA				Chevrolet Cruze									
1	12:33.430	142.2	41.080	161.9	32.932	160.2	13:47.442	7	42.067	154.5	39.153	183.9	31.971	161.4	1:53.191		
2	42.857	155.1	41.925	174.4	50.885		2:15.667	Pit	8	41.524	155.3	38.725	183.9	31.870	160.0	1:52.119	
3	7:25.473	152.7	39.337	184.3	32.209	162.4	8:37.019	9	41.862	156.9	39.018	187.1	34.200	158.5	1:55.080		
4	42.323	154.0	39.287	181.2	32.187	161.9	1:53.797	10	41.947	156.7	38.350	184.6	31.912	161.6	1:52.209		
5	43.306	115.7	39.884	186.2	31.924	162.6	1:55.114	11	42.142	156.9	39.012	186.5	47.812		2:08.966	Pit	
6	41.812	154.7	39.085	182.7	32.291	161.4	1:53.188										

18 LAGEN				NED				LADA Priora									
1	11:53.517	149.3	43.057	172.8	38.545	91.0	13:15.119	8	42.374	153.4	38.346	183.3	32.762	162.8	1:53.482		
2	51.396	142.4	42.439	167.4	33.825	161.1	2:07.660	9	42.837	155.3	38.772	176.4	32.445	163.1	1:54.054		
3	44.348	151.6	40.533	153.6	33.486	161.4	1:58.367	10	42.249	156.0	38.496	182.1	32.633	161.6	1:53.378		
4	44.007	151.6	40.181	168.4	50.451		2:14.639	Pit	11	42.383	155.1	38.481	182.7	32.101	162.4	1:52.965	
5	5:21.125	156.0	39.540	182.7	32.142	163.8	6:32.807	12	42.183	157.2	38.634	188.1	32.096	162.6	1:52.913		
6	42.325	154.9	38.873	180.0	31.938	162.8	1:53.136	13	41.817	156.0	41.583	182.1	43.745		2:07.145	Pit	
7	43.743	156.2	39.256	170.8	32.732	163.1	1:55.731										



Weather/Track: Cloud 14°/Wet 14°

Circuit Length - 3.696 kilometres
Motorsport Arena
Oschersleben

2009 FIA World Touring Car Championship

Free Practice 1 - Sector Analysis Report

Lap	S1 Time	S1 Spd	S2 Time	S2 Spd	S3 Time	S3 Spd	Lap Time	Pit	Lap	S1 Time	S1 Spd	S2 Time	S2 Spd	S3 Time	S3 Spd	Lap Time	Pit
19 LADYGIN RUS LADA Priora																	
1	12:31.298	146.9	42.357	156.9	35.415	160.2	13:49.070		8	42.413	158.8	41.242	161.1	33.026	161.1	1:56.681	
2	43.936	155.1	40.882	177.3	33.801	156.2	1:58.619		9	43.096	158.3	39.881	180.9	32.538	161.6	1:55.515	
3	43.364	152.9	40.264	169.5	33.335	160.9	1:56.963		10	42.411	157.2	39.371	180.6	32.342	161.9	1:54.124	
4	43.565	155.8	39.696	171.9	32.728	162.1	1:55.989		11	42.825	154.9	39.089	180.9	32.602	160.2	1:54.516	
5	42.421	157.8	39.547	184.3	32.599	162.4	1:54.567		12	42.055	159.2	41.325	177.9	32.380	162.8	1:55.760	
6	44.591	156.7	39.949	180.6	55.999		2:20.539	Pit	13	43.270	154.0	41.869	133.6	53.161		2:18.300	Pit
7	3:47.543	144.5	43.466	177.0	33.147	161.9	5:04.156										
20 SHAPOLAVOV RUS LADA Priora																	
1	12:15.454	153.1	40.898	156.7	33.631	159.2	13:29.983		8	42.676	153.6	39.381	170.6	32.657	160.2	1:54.714	
2	43.171	153.4	39.913	165.3	33.160	160.7	1:56.244		9	42.722	153.6	39.514	167.7	32.691	160.4	1:54.927	
3	43.253	154.5	40.215	151.6	48.726		2:12.194	Pit	10	42.360	156.0	39.071	171.1	32.289	160.9	1:53.720	
4	4:30.192	153.8	40.540	153.1	33.329	159.0	5:44.061		11	44.678	155.3	39.779	158.5	50.874		2:15.331	Pit
5	43.924	153.1	39.558	164.8	32.743	161.6	1:56.225		12	1:16.305	155.6	39.332	166.9	32.558	161.1	2:28.195	
6	42.930	155.6	39.323	171.4	32.740	160.4	1:54.993		13	42.356	156.5	38.904	173.0	32.752	161.1	1:54.012	
7	42.398	154.9	39.387	168.7	32.647	161.1	1:54.432										
21 CORONEL NED SEAT Leon I																	
1			12:13.211	180.0		161.9	12:47.434		9	41.804	157.8	39.070	182.1	42.478		2:03.352	Pit
2	41.935	156.0	39.908	172.2	32.651	163.3	1:54.494		10	4:13.283	150.6	40.819	173.3	33.526	158.5	5:27.628	
3	48.190	121.6	39.911	178.5	32.434	163.1	2:00.535		11	43.686	152.9	40.154	176.1	33.793	158.8	1:57.633	
4	42.748	155.1	38.982	186.8	32.716	160.4	1:54.446		12	43.278	153.8	39.895	182.1	33.805	160.7	1:56.978	
5	42.075	156.5	38.576	182.4	33.148	161.9	1:53.799		13	42.932	155.3	40.343	184.6	32.740	161.6	1:56.015	
6	41.829	156.5	38.681	184.3	32.288	163.3	1:52.798		14	42.852	154.2	40.028	177.0	52.029		2:14.909	Pit
7	42.051	157.8	39.068	179.4	32.335	162.4	1:53.454										
8	42.134	158.3	38.947	176.4	32.689	160.7	1:53.770										
22 BOARDMAN GBR SEAT Leon I																	
1			12:16.678	183.9		161.1	12:53.367		8	42.359	160.0	59.927	138.9	51.229		2:33.515	Pit
2	43.810	156.0	46.963	162.6	32.994	160.9	2:03.767		9	6:23.716	157.8	39.591	186.2	32.314	164.6	7:35.621	
3	43.614	157.8	39.790	180.3	32.522	163.8	1:55.926		10	42.217	157.8	39.434	180.6	31.976	164.8	1:53.627	
4	43.294	154.9	40.830	176.1	33.169	159.2	1:57.293		11	41.952	158.1	39.095	186.2	32.073	164.3	1:53.120	
5	42.345	153.8	39.617	183.6	32.247	164.3	1:54.209		12	41.989	158.3	39.494	183.9	31.943	165.1	1:53.426	
6	43.137	154.7	40.028	181.2	32.655	160.2	1:55.820										
7	43.282	157.8	39.554	178.5	32.286	165.1	1:55.122										
23 PORTEIRO ESP BMW 320si I																	
1			12:12.463	155.1		161.4	12:48.348		9	42.522	154.5	39.802	173.6	50.871		2:13.195	Pit
2	44.835	144.3	41.866	155.8	34.087	163.3	2:00.788		10	3:57.087	152.7	41.603	141.1	39.397	160.9	5:18.087	
3	44.865	129.0	43.944	149.1	36.726	161.1	2:05.535		11	42.690	152.1	40.450	174.7	35.796	161.9	1:58.936	
4	43.301	154.7	40.175	178.8	32.802	163.8	1:56.278		12	42.410	156.5	40.085	177.6	32.739	162.6	1:55.234	
5	42.908	155.8	39.895	174.1	32.798	163.6	1:55.601		13	50.434	157.6	39.882	176.1	32.959	161.4	2:03.275	
6	42.750	153.4	39.740	175.6	32.460	161.4	1:54.950		14	47.343	142.4	40.947	169.0	1:04.691		2:32.981	Pit
7	47.598	132.1	43.233	108.8	45.480	162.1	2:16.311										
8	42.523	156.5	40.206	180.0	32.731	160.9	1:55.460										



Weather/Track: Cloud 14° /Wet 14°



Circuit Length - 3.696 kilometres
Motorsport Arena
Oschersleben

2009 FIA World Touring Car Championship

Free Practice 1 - Sector Analysis Report

Lap S1 Time S1 Spd S2 Time S2 Spd S3 Time S3 Spd Lap Time Pit Lap S1 Time S1 Spd S2 Time S2 Spd S3 Time S3 Spd Lap Time Pit

25 ENGSTLER				GER				BMW 320si				I			
1			12:08.460	166.9		157.2	12:43.583	10	42.678	154.9	39.389	187.1	32.740	163.3	1:54.807
2	44.011	154.0	43.105	149.7	34.076	161.6	2:01.192	11	1:04.451	154.5	40.752	170.3	33.252	160.4	2:18.455
3	44.091	155.1	40.464	166.1	34.053	163.6	1:58.608	12	43.872	155.3	39.708	182.1	32.313	164.1	1:55.893
4	43.318	156.5	40.229	175.8	33.043	164.3	1:56.590	13	42.354	158.8	39.452	180.0	32.824	162.6	1:54.630
5	42.564	158.8	39.486	185.8	32.673	163.3	1:54.723	14	42.165	158.5	39.324	185.2	32.851	162.8	1:54.340
6	42.505	157.8	48.231	175.3	33.091	161.1	2:03.827	15	44.815	119.6	40.440	176.4	32.385	165.1	1:57.640
7	43.822	156.2	39.767	184.3	32.749	161.9	1:56.338	16	43.869	150.6	41.347	173.0	1:03.820		2:29.036 Pit
8	42.262	158.3	39.805	179.4	32.790	162.4	1:54.857								
9	42.158	155.8	39.902	182.7	32.552	162.8	1:54.612								

26 POULSEN				DEN				BMW 320si				I			
1			12:32.733	130.5		127.8	13:09.305	9	44.150	144.9	40.046	165.3	33.448	158.3	1:57.644
2	46.879	152.5	41.304	168.4	33.624	160.0	2:01.807	10	43.120	154.2	51.544	169.2	33.530	156.9	2:08.194
3	44.129	153.4	41.239	178.2	33.051	160.9	1:58.419	11	42.730	155.6	39.564	174.4	33.352	157.8	1:55.646
4	43.337	155.6	40.233	178.5	33.362	160.4	1:56.932	12	42.741	156.2	39.585	177.6	32.999	160.2	1:55.325
5	42.975	155.1	40.168	168.4	33.449	159.7	1:56.592	13	42.632	155.6	39.987	173.6	33.107	159.5	1:55.726
6	43.123	155.8	40.020	170.3	33.038	160.4	1:56.181	14	42.348	155.8	38.997	181.5	32.735	160.2	1:54.080
7	43.553	153.4	39.553	173.0	1:02.375		2:25.481 Pit								
8	2:28.427	153.4	40.301	165.8	33.590	160.0	3:42.318								

27 D'ASTE				ITA				BMW 320si				I			
1			12:12.256	171.9		157.6	12:45.526	9	3:51.271	151.8	39.909	173.9	32.740	161.9	5:03.920
2	43.159	152.5	40.245	175.6	33.673	159.0	1:57.077	10	42.055	154.9	39.382	176.1	32.827	158.8	1:54.264
3	43.608	148.9	39.002	181.5	32.971	160.9	1:55.581	11	41.943	151.4	39.252	182.1	32.411	159.5	1:53.606
4	42.157	156.9	39.185	180.9	32.596	162.6	1:53.938	12	42.019	152.5	38.942	186.8	31.964	162.4	1:52.925
5	41.992	152.9	39.447	179.1	32.706	160.9	1:54.145	13	42.015	153.8	38.557	186.5	32.062	160.2	1:52.634
6	41.899	153.8	38.662	183.0	32.862	158.1	1:53.423	14	41.866	152.7	38.804	184.9	31.912	164.3	1:52.582
7	42.740	151.8	38.846	185.2	32.457	161.4	1:54.043								
8	41.827	154.2	41.784	177.6	46.721		2:10.332 Pit								

28 COLAK				CRO				SEAT Leon				I			
1			12:21.469	163.1		162.6	12:55.833	5	53.274	98.7	44.315	144.3	36.708	164.6	2:14.297
2	43.901	153.8	40.946	162.6	32.966	161.1	1:57.813	6	3:09.038	116.3	48.361	130.7	1:08.583		5:05.982 Pit
3	42.368	157.2	40.218	170.0	32.269	162.8	1:54.855								
4	42.006	157.2	39.120	171.4	33.234	140.2	1:54.360								

38 GEIPEL				GER				BMW 320si				I			
1			12:17.662	147.9		158.1	12:54.712	9	41.977	156.2	39.338	184.6	32.526	160.9	1:53.841
2	45.309	152.7	42.500	165.3	34.091	159.7	2:01.900	10	42.661	156.2	39.129	154.0	32.938	161.1	1:54.728
3	46.828	121.4	42.099	155.1	33.626	161.9	2:02.553	11	43.477	156.0	39.064	183.0	32.555	161.1	1:55.096
4	43.446	154.9	39.825	176.7	32.953	161.1	1:56.224	12	42.353	153.8	39.744	156.5	48.054		2:10.151 Pit
5	42.581	156.2	39.713	178.2	32.938	160.9	1:55.232	13	3:01.332	153.6	39.316	182.1	32.456	161.6	4:13.104
6	43.050	153.8	39.820	178.5	32.728	161.4	1:55.598	14	42.354	155.3	38.892	177.9	32.787	160.7	1:54.033
7	45.376	155.1	39.352	181.8	32.756	161.1	1:57.484								
8	42.660	155.6	39.682	182.7	32.436	161.1	1:54.778								



Weather/Track: Cloud 14° /Wet 14°



Circuit Length - 3.696 kilometres
Motorsport Arena
Oschersleben

2009 FIA World Touring Car Championship

Free Practice 1 - Sector Analysis Report

Lap	S1 Time	S1 Spd	S2 Time	S2 Spd	S3 Time	S3 Spd	Lap Time	Pit	Lap	S1 Time	S1 Spd	S2 Time	S2 Spd	S3 Time	S3 Spd	Lap Time	Pit
41 CLAIRET FRA SEAT Leon I																	
1	13:01.634	153.6	42.882	160.4	34.876	155.1	14:19.392		8	4:36.229	153.1	39.850	185.5	32.497	162.6	5:48.576	
2	43.463	156.2	40.453	167.7	33.592	160.2	1:57.508		9	42.495	154.0	39.258	186.2	32.309	160.9	1:54.062	
3	43.263	156.2	40.270	178.5	32.979	162.1	1:56.512		10	42.849	150.8	39.724	178.5	32.406	159.7	1:54.979	
4	42.602	155.6	39.708	182.1	32.591	161.6	1:54.901		11	42.683	153.6	39.518	184.6	32.492	159.2	1:54.693	
5	42.675	156.5	39.368	183.0	32.719	163.1	1:54.762		12	42.585	155.1	39.350	185.8	32.301	163.1	1:54.236	
6	42.658	154.2	39.344	186.8	32.443	161.6	1:54.445		13	42.620	156.0	39.427	177.6	32.465	163.1	1:54.512	
7	42.286	156.9	39.893	176.4	55.448		2:17.627	Pit									

Lap	S1 Time	S1 Spd	S2 Time	S2 Spd	S3 Time	S3 Spd	Lap Time	Pit	Lap	S1 Time	S1 Spd	S2 Time	S2 Spd	S3 Time	S3 Spd	Lap Time	Pit
42 NYKJAER DEN Chevrolet Lacetti I																	
1	12:51.104	143.0	41.793	171.9	32.894	159.2	14:05.791		7	42.550	154.2	39.323	182.7	32.537	160.4	1:54.410	
2	44.566	154.7	40.025	171.1	32.333	161.4	1:56.924		8	42.377	156.5	39.179	175.6	32.779	160.2	1:54.335	
3	42.622	155.3	39.341	183.6	33.006	160.9	1:54.969		9	42.609	154.9	39.321	180.0	32.588	162.8	1:54.518	
4	42.274	155.8	39.323	182.4	32.692	160.4	1:54.289		10	42.833	155.1	39.320	177.6	55.930		2:18.083	Pit
5	42.407	156.2	38.918	185.8	32.375	160.9	1:53.700		11	6:14.866	101.4	44.892	140.6	57.140		7:56.898	Pit
6	42.398	152.7	39.275	186.2	32.584	158.8	1:54.257										

Lap	S1 Time	S1 Spd	S2 Time	S2 Spd	S3 Time	S3 Spd	Lap Time	Pit	Lap	S1 Time	S1 Spd	S2 Time	S2 Spd	S3 Time	S3 Spd	Lap Time	Pit
43 WATT DEN SEAT Leon I																	
1	12:26.078	150.6				163.1	12:59.790		9	42.469	158.5	38.918	181.2	31.785	164.6	1:53.172	
2	43.750	157.6	40.953	172.8	33.511	161.9	1:58.214		10	42.818	157.8	40.950	163.1	52.613		2:16.381	Pit
3	44.968	152.9	41.272	166.4	32.973	166.4	1:59.213		11	3:46.323	157.6	39.453	181.2	32.398	162.4	4:58.174	
4	43.405	158.3	39.758	177.6	32.643	166.6	1:55.806		12	42.334	159.0	39.124	179.4	32.543	165.6	1:54.001	
5	42.726	160.2	39.576	169.5	32.441	166.9	1:54.743		13	42.474	159.0	49.624	181.2	31.919	165.3	2:04.017	
6	42.522	159.7	39.570	175.3	32.293	165.6	1:54.385		14	42.260	157.8	38.779	181.2	32.224	166.4	1:53.263	
7	44.770	155.1	39.356	182.1	32.587	164.1	1:56.713		15	45.903	140.4	41.284	134.6	51.231		2:18.418	Pit
8	42.548	160.0	39.458	180.6	32.399	161.6	1:54.405										



Weather/Track: Cloud 14°/Wet 14°



Circuit Length - 3.696 kilometres
Motorsport Arena
Oschersleben

2009 FIA World Touring Car Championship Free Practice 1 - Best Sector Speeds Report

SECTOR 1				SECTOR 2				SECTOR 3				
POS	NO	NAME	SPEED	LAP	NO	NAME	SPEED	LAP	NO	NAME	SPEED	LAP
1	5	MONTEIRO	161.4	12	1	MULLER	191.1	12	43	WATT	166.9	5
2	4	GENE	160.9	5	7	MULLER	190.4	14	4	GENE	166.4	6
3	1	MULLER	160.7	8	8	FARFUS	190.1	13	2	TARQUINI	165.8	5
4	2	TARQUINI	160.2	7	4	GENE	189.1	6	5	MONTEIRO	165.6	4
5	43	WATT	160.2	5	9	ZANARDI	189.1	12	1	MULLER	165.1	10
6	7	MULLER	160.0	8	5	MONTEIRO	188.4	2	8	FARFUS	165.1	13
7	22	BOARDMAN	160.0	8	10	HERNANDEZ	188.1	12	22	BOARDMAN	165.1	7
8	3	RYDELL	159.5	6	11	HUFF	188.1	15	25	ENGSTLER	165.1	15
9	19	LADYGIN	159.2	12	18	LAGEN	188.1	12	3	RYDELL	164.6	5
10	8	FARFUS	158.8	12	3	RYDELL	187.5	12	28	COLAK	164.6	5
11	25	ENGSTLER	158.8	5	6	PRIAULX	187.1	6	12	MENU	164.3	9
12	10	HERNANDEZ	158.5	9	14	LARINI	187.1	9	27	D'ASTE	164.3	14
13	12	MENU	158.5	10	25	ENGSTLER	187.1	10	7	MULLER	164.1	8
14	11	HUFF	158.3	9	21	CORONEL	186.8	4	10	HERNANDEZ	164.1	6
15	21	CORONEL	158.3	8	27	D'ASTE	186.8	12	18	LAGEN	163.8	5
16	23	PORTEIRO	157.6	13	41	CLAIRET	186.8	6	23	PORTEIRO	163.8	4
17	6	PRIAULX	157.2	12	22	BOARDMAN	186.2	9	11	HUFF	163.3	3
18	18	LAGEN	157.2	12	42	NYKJAER	186.2	6	21	CORONEL	163.3	2
19	28	COLAK	157.2	3	2	TARQUINI	185.2	6	41	CLAIRET	163.1	5
20	14	LARINI	156.9	9	12	MENU	185.2	10	6	PRIAULX	162.8	10
21	27	D'ASTE	156.9	4	38	GEIPEL	184.6	9	9	ZANARDI	162.8	4
22	41	CLAIRET	156.9	7	19	LADYGIN	184.3	5	19	LADYGIN	162.8	12
23	9	ZANARDI	156.7	4	43	WATT	182.1	7	42	NYKJAER	162.8	9
24	20	SHAPOLAVOV	156.5	13	26	POULSEN	181.5	14	14	LARINI	162.6	5
25	42	NYKJAER	156.5	8	23	PORTEIRO	180.0	8	38	GEIPEL	161.9	3
26	26	POULSEN	156.2	12	20	SHAPOLAVOV	173.0	13	20	SHAPOLAVOV	161.6	5
27	38	GEIPEL	156.2	5	28	COLAK	171.4	4	26	POULSEN	160.9	3



Weather/Track: Cloud 14° /Wet 14°



Circuit Length - 3.696 kilometres
Motorsport Arena
Oschersleben

2009 FIA World Touring Car Championship Free Practice 1 - Best Sector Times Report

POS	NO	SECTOR 1		SECTOR 2		SECTOR 3		NAME	IDEAL/BEST LAP COMPARISON			DIFF			
		TIME	LAP	NO	TIME	LAP	NO		TIME	LAP	NO		IDEAL	BEST	LAP
1	8	40.978	12	6	37.812	14	8	31.494	13	6	PRIAULX	1:50.452	1:51.146	14	+ 0.694
2	5	41.050	13	1	38.028	11	6	31.516	14	8	FARFUS	1:50.723	1:50.841	12	+ 0.118
3	7	41.102	15	11	38.034	15	1	31.590	10	5	MONTEIRO	1:50.767	1:51.092	9	+ 0.325
4	11	41.107	16	5	38.060	10	5	31.657	9	11	HUFF	1:50.839	1:51.046	16	+ 0.207
5	6	41.124	12	4	38.251	12	11	31.698	8	1	MULLER	1:51.124	1:51.217	11	+ 0.093
6	4	41.215	12	8	38.251	13	3	31.760	9	4	GENE	1:51.275	1:51.587	12	+ 0.312
7	2	41.251	10	2	38.263	10	2	31.777	11	2	TARQUINI	1:51.291	1:51.387	10	+ 0.096
8	3	41.368	8	18	38.346	8	43	31.785	9	7	MULLER	1:51.307	1:51.672	12	+ 0.365
9	12	41.425	10	14	38.350	10	4	31.809	9	3	RYDELL	1:51.515	1:51.769	9	+ 0.254
10	1	41.506	11	3	38.387	9	7	31.810	12	14	LARINI	1:51.744	1:52.119	8	+ 0.375
11	14	41.524	8	7	38.395	12	14	31.870	8	10	HERNANDEZ	1:52.081	1:52.325	14	+ 0.244
12	10	41.653	12	10	38.537	14	10	31.891	13	18	LAGEN	1:52.101	1:52.913	12	+ 0.812
13	9	41.706	13	27	38.557	13	27	31.912	14	27	D'ASTE	1:52.296	1:52.582	14	+ 0.286
14	21	41.804	9	21	38.576	5	18	31.938	6	12	MENU	1:52.381	1:52.603	10	+ 0.222
15	18	41.817	13	9	38.724	13	22	31.943	12	9	ZANARDI	1:52.418	1:52.708	13	+ 0.290
16	27	41.827	8	43	38.779	14	12	31.961	6	21	CORONEL	1:52.668	1:52.798	6	+ 0.130
17	22	41.952	11	38	38.892	14	9	31.988	14	43	WATT	1:52.824	1:53.172	9	+ 0.348
18	38	41.977	9	20	38.904	13	28	32.269	3	22	BOARDMAN	1:52.990	1:53.120	11	+ 0.130
19	28	42.006	4	42	38.918	5	21	32.288	6	38	GEIPEL	1:53.305	1:53.841	9	+ 0.536
20	19	42.055	12	12	38.995	10	20	32.289	10	28	COLAK	1:53.395	1:54.360	4	+ 0.965
21	25	42.158	9	26	38.997	14	41	32.301	12	19	LADYGIN	1:53.486	1:54.124	10	+ 0.638
22	43	42.260	14	19	39.089	11	25	32.313	12	42	NYKJAER	1:53.525	1:53.700	5	+ 0.175
23	42	42.274	4	22	39.095	11	42	32.333	2	20	SHAPOLAVO	1:53.549	1:53.720	10	+ 0.171
24	41	42.286	7	28	39.120	4	19	32.342	10	25	ENGSTLER	1:53.795	1:54.340	14	+ 0.545
25	26	42.348	14	41	39.258	9	38	32.436	8	41	CLAIRET	1:53.845	1:54.062	9	+ 0.217
26	20	42.356	13	25	39.324	14	23	32.460	6	26	POULSEN	1:54.080	1:54.080	14	+ 0.000
27	23	42.410	12	23	39.740	6	26	32.735	14	23	PORTEIRO	1:54.610	1:54.950	6	+ 0.340

'Perfect Lap' - 1:50.284



Weather/Track: Cloud 14° /Wet 14°



Circuit Length - 3.696 kilometres
Motorsport Arena
Oschersleben

**2009 FIA World Touring Car Championship
FREE PRACTICE 2**

POS	NO	CLS	DRIVER	NAT	CAR	TIME	LAPS	GAP	KPH
1	8		Augusto FARFUS	BRA	BMW 320si	1:36.760	15		137.51
2	7		Jorg MULLER	GER	BMW 320si	1:36.937	15	0.177	137.26
3	1		Yvan MULLER	FRA	SEAT Leon TDI	1:37.149	10	0.389	136.96
4	2		Gabriele TARQUINI	ITA	SEAT Leon TDI	1:37.473	12	0.713	136.50
5	3		Rickard RYDELL	SWE	SEAT Leon TDI	1:37.581	12	0.821	136.35
6	6		Andy PRIAULX	GBR	BMW 320si	1:37.706	14	0.946	136.18
7	10		Sergio HERNANDEZ	ESP	BMW 320si	1:37.763	15	1.003	136.10
8	12		Alain MENU	SUI	Chevrolet Cruze	1:37.817	10	1.057	136.02
9	5		Tiago MONTEIRO	POR	SEAT Leon TDI	1:37.908	13	1.148	135.89
10	11		Robert HUFF	GBR	Chevrolet Cruze	1:37.926	12	1.166	135.87
11	27	I	Stefano D'ASTE	ITA	BMW 320si	1:37.948	14	1.188	135.84
12	25	I	Franz ENGSTLER	GER	BMW 320si	1:37.949	12	1.189	135.84
13	14		Nicola LARINI	ITA	Chevrolet Cruze	1:37.951	8	1.191	135.83
14	4		Jordi GENE	ESP	SEAT Leon TDI	1:38.004	11	1.244	135.76
15	21	I	Tom CORONEL	NED	SEAT Leon	1:38.124	10	1.364	135.60
16	23	I	Felix PORTEIRO	ESP	BMW 320si	1:38.334	13	1.574	135.31
17	28	I	Marin COLAK	CRO	SEAT Leon	1:38.351	13	1.591	135.28
18	43	I	Jason WATT	DEN	SEAT Leon	1:38.470	12	1.710	135.12
19	26	I	Kristian POULSEN	DEN	BMW 320si	1:38.545	14	1.785	135.02
20	18		Jaap van LAGEN	NED	LADA Priora	1:38.661	11	1.901	134.86
21	9		Alessandro ZANARDI	ITA	BMW 320si	1:38.685	13	1.925	134.82
22	42	I	Michel NYKJAER	DEN	Chevrolet Lacetti	1:38.865	11	2.105	134.58
23	22	I	Tom BOARDMAN	GBR	SEAT Leon	1:38.987	8	2.227	134.41
24	41	I	Jean-Marie CLAIRET	FRA	SEAT Leon	1:39.079	16	2.319	134.29
25	38	I	Philip GEIPEL	GER	BMW 320si	1:39.164	13	2.404	134.17
26	19		Kirill LADYGIN	RUS	LADA Priora				N/A

Oschersleben

For Media Information Purposes - No Regulatory Value.

Circuit Length = 3.6960 km.

Weather/Track: Cloud 15°/Damp 19° Car 19 completed 1 lap into the pits.

Start: 11:00 End: 11:29

Race Director:	Steward:	Timekeeper:	Issued at:
----------------	----------	-------------	------------

2009 FIA World Touring Car Championship

Free Practice 2 - Sector Analysis Report

Lap	S1 Time	S1 Spd	S2 Time	S2 Spd	S3 Time	S3 Spd	Lap Time	Pit	Lap	S1 Time	S1 Spd	S2 Time	S2 Spd	S3 Time	S3 Spd	Lap Time	Pit
1 MULLER FRA SEAT Leon TDI																	
1	10:49.732	157.2	35.932	185.5	28.681	169.2	11:54.345		7	5:04.473	123.1	35.706	181.8	29.586	170.8	6:09.765	
2	37.375	161.9	33.256	197.4	27.529	169.8	1:38.160		8	36.983	164.8	33.290	198.5	27.268	170.8	1:37.541	
3	37.199	163.6	34.641	165.1	43.360		1:55.200	Pit	9	37.132	163.3	33.091	199.6	42.294		1:52.517	Pit
4	5:09.946	142.4	34.686	188.1	28.956	170.0	6:13.588		10	2:48.323	140.0	39.690	168.4	44.218		4:12.231	Pit
5	36.895	165.1	33.030	197.4	27.224	170.6	1:37.149										
6	37.217	161.6	34.978	197.4	42.277		1:54.472	Pit									
2 TARQUINI ITA SEAT Leon TDI																	
1	10:55.941	160.2	35.419	193.8	30.418	169.8	12:01.778		8	37.055	167.1	34.092	143.8	30.622	169.2	1:41.769	
2	37.248	165.1	33.349	197.0	27.800	170.8	1:38.397		9	37.101	166.9	33.897	199.2	42.312		1:53.310	Pit
3	37.064	166.9	34.571	181.5	29.424	171.7	1:41.059		10	4:59.455	162.4	35.113	195.2	28.063	171.4	6:02.631	
4	36.746	167.4	33.115	197.4	27.854	170.6	1:37.715		11	37.030	164.8	33.142	197.8	27.873	171.1	1:38.045	
5	36.982	166.1	33.278	180.0	46.435		1:56.695	Pit	12	39.363	160.4	37.595	155.8	53.000		2:09.958	Pit
6	6:07.998	160.9	34.985	197.4	27.944	171.7	7:10.927										
7	36.883	166.9	33.194	198.8	27.396	169.8	1:37.473										
3 RYDELL SWE SEAT Leon TDI																	
1	10:59.172	159.7	34.768	195.2	29.442	170.8	12:03.382		8	36.964	164.6	33.137	199.2	27.480	170.0	1:37.581	
2	38.686	165.1	33.541	198.5	27.543	170.3	1:39.770		9	38.559	161.6	34.822	193.2	42.986		1:56.367	Pit
3	37.073	165.3	33.218	200.0	28.769	170.3	1:39.060		10	4:37.111	161.1	38.082	167.4	28.804	169.8	5:43.997	
4	37.064	166.6	33.176	198.5	42.083		1:52.323	Pit	11	36.837	165.3	32.857	199.2	28.306	153.4	1:38.000	
5	3:56.622	160.2	34.514	196.3	28.369	169.5	4:59.505		12	37.576	164.8	33.121	197.8	27.372	170.8	1:38.069	
6	37.158	164.6	33.225	197.8	27.511	169.5	1:37.894										
7	37.049	165.3	33.781	177.9	28.853	171.1	1:39.683										
4 GENE ESP SEAT Leon TDI																	
1	14:05.855	163.3	35.428	193.5	28.225	169.8	15:09.508		7	37.136	165.1	33.190	198.5	27.678	171.4	1:38.004	
2	37.339	167.4	34.605	192.8	27.875	170.6	1:39.819		8	37.185	165.8	33.725	198.5	27.884	171.9	1:38.794	
3	37.173	166.1	33.145	196.7	28.302	170.8	1:38.620		9	37.149	164.6	33.318	197.4	27.777	170.8	1:38.244	
4	37.053	166.1	33.252	198.5	27.899	169.5	1:38.204		10	37.424	165.8	35.844	199.2	39.284		1:52.552	Pit
5	37.188	165.3	33.401	198.8	44.863		1:55.452	Pit	11	2:04.716	165.6	33.530	199.2	27.870	172.8	3:06.116	
6	5:26.053	139.8	36.235	198.1	28.135	171.1	6:30.423										
5 MONTEIRO POR SEAT Leon TDI																	
1	10:54.993	158.5	35.523	189.1	28.531	171.1	11:59.047		8	37.150	164.6	33.368	198.1	27.909	167.1	1:38.427	
2	37.203	163.6	33.686	198.1	27.703	169.2	1:38.592		9	37.014	164.3	33.392	197.8	27.800	168.7	1:38.206	
3	37.210	165.6	34.348	173.3	30.177	171.4	1:41.735		10	37.125	165.8	33.528	196.7	41.494		1:52.147	Pit
4	36.830	164.8	33.347	196.0	27.731	168.7	1:37.908		11	2:38.272	163.1	34.709	197.4	28.305	171.1	3:41.286	
5	37.008	165.1	33.118	197.4	44.138		1:54.264	Pit	12	36.980	164.1	33.217	198.8	29.011	171.9	1:39.208	
6	4:37.610	163.8	35.548	177.0	29.314	171.7	5:42.472		13	36.981	165.3	33.382	198.8	28.544	172.2	1:38.907	
7	37.128	164.3	33.416	191.8	27.802	169.5	1:38.346										



Weather/Track: Cloud 15° /Damp 19°

Circuit Length - 3.696 kilometres
Motorsport Arena
Oschersleben

2009 FIA World Touring Car Championship

Free Practice 2 - Sector Analysis Report

Lap S1 Time S1 Spd S2 Time S2 Spd S3 Time S3 Spd Lap Time Pit Lap S1 Time S1 Spd S2 Time S2 Spd S3 Time S3 Spd Lap Time Pit

6 PIAULX						GBR		BMW 320si									
1	11:04.173	158.1	33.840	194.2	28.770	167.9	12:06.783	9	37.201	162.4	33.016	197.4	37.599		1:47.816	Pit	
2	37.345	159.7	33.663	194.9	27.340	167.7	1:38.348	10	2:41.027	162.1	38.839	195.6	27.484	168.7	3:47.350		
3	37.114	161.4	33.803	196.3	27.276	169.0	1:38.193	11	37.190	161.4	32.966	196.3	27.568	166.9	1:37.724		
4	37.478	160.9	33.186	196.7	28.766	167.1	1:39.430	12	37.465	158.8	33.260	196.3	36.637		1:47.362	Pit	
5	37.291	160.2	33.226	196.0	43.678		1:54.195	Pit	13	1:53.093	160.0	33.387	196.3	27.568	167.7	2:54.048	
6	1:53.355	160.4	33.188	195.2	27.450	167.4	2:53.993	14	36.988	160.9	36.222	191.8	27.714	168.7	1:40.924		
7	37.278	160.4	33.006	194.9	27.765	167.9	1:38.049										
8	37.291	161.4	33.046	196.0	27.369	168.2	1:37.706										

7 MULLER						GER		BMW 320si									
1	11:14.735	158.5	33.720	197.4	28.264	169.0	12:16.719	9	36.983	162.8	33.148	198.1	27.370	168.4	1:37.501		
2	37.400	160.7	33.316	197.8	27.841	168.2	1:38.557	10	37.225	161.4	33.286	196.3	39.462		1:49.973	Pit	
3	37.325	162.6	33.230	197.0	27.608	169.2	1:38.163	11	3:21.218	161.1	33.171	198.5	27.562	169.0	4:21.951		
4	36.913	162.8	33.155	196.0	27.496	167.9	1:37.564	12	36.903	162.1	32.931	198.1	27.103	168.4	1:36.937		
5	36.938	161.9	33.289	188.8	40.245		1:50.472	Pit	13	36.767	162.1	35.157	158.8	28.518	170.3	1:40.442	
6	2:20.428	160.7	33.225	197.0	27.545	169.8	3:21.198	14	36.845	163.1	36.152	197.0	28.259	170.0	1:41.256		
7	40.212	161.6	33.154	195.6	27.401	168.4	1:40.767	15	38.951	156.7	36.831	152.9	53.826		2:09.608	Pit	
8	46.889	161.1	33.276	197.0	27.459	170.3	1:47.624										

8 FARFUS						BRA		BMW 320si									
1	11:10.464	152.1	34.624	195.6	27.847	169.0	12:12.935	9	36.885	161.4	33.020	197.4	27.577	167.9	1:37.482		
2	37.664	159.7	33.584	196.7	27.539	168.2	1:38.787	10	36.914	162.1	32.997	196.7	38.396		1:48.307	Pit	
3	37.101	162.4	33.623	197.0	27.711	168.2	1:38.435	11	2:06.428	117.7	38.965	192.8	27.676	169.2	3:13.069		
4	36.989	161.6	33.161	196.0	27.549	167.7	1:37.699	12	36.893	162.1	32.688	198.1	27.179	168.7	1:36.760		
5	37.002	160.9	33.077	194.9	28.846	167.4	1:38.925	13	36.947	161.9	33.987	195.6	27.591	169.2	1:38.525		
6	37.021	162.4	33.050	196.0	38.741		1:48.812	Pit	14	36.906	162.6	34.001	196.7	27.277	168.7	1:38.184	
7	3:24.797	158.8	33.340	195.6	27.456	168.7	4:25.593	15	2:17.341	137.9	38.275	151.2	52.936		3:48.552	Pit	
8	36.980	161.1	33.081	196.7	27.333	168.4	1:37.394										

9 ZANARDI						ITA		BMW 320si									
1	12:24.578	158.5	36.645	190.8	39.303		13:40.526	Pit	8	37.460	160.7	33.530	193.5	27.823	165.6	1:38.813	
2	1:27.743	159.5	34.643	191.8	27.943	165.6	2:30.329	9	38.433	158.8	35.377	172.8	40.028		1:53.838	Pit	
3	37.617	160.0	33.596	193.2	1:47.193		2:58.406	Pit	10	4:11.450	158.8	34.507	192.8	27.950	166.1	5:13.907	
4	2:08.316	151.4	34.781	192.8	28.036	165.6	3:11.133	11	37.328	160.4	33.909	194.2	27.448	166.6	1:38.685		
5	37.630	160.0	33.578	192.5	27.854	164.3	1:39.062	12	37.178	160.0	34.494	152.3	29.403	165.8	1:41.075		
6	37.672	160.4	33.601	193.5	27.789	166.4	1:39.062	13	37.720	157.6	36.385	193.2	41.797		1:55.902	Pit	
7	37.374	159.0	33.532	193.8	27.848	166.1	1:38.754										



Weather/Track: Cloud 15°/Damp 19°



Circuit Length - 3.696 kilometres
Motorsport Arena
Oschersleben

2009 FIA World Touring Car Championship

Free Practice 2 - Sector Analysis Report

Lap S1 Time S1 Spd S2 Time S2 Spd S3 Time S3 Spd Lap Time Pit Lap S1 Time S1 Spd S2 Time S2 Spd S3 Time S3 Spd Lap Time Pit

10 HERNANDEZ

ESP

BMW 320si

1	11:05.504	158.1	34.283	195.2	28.171	169.0	12:07.958	9	37.119	162.4	33.349	195.6	27.615	167.7	1:38.083
2	37.347	161.1	33.842	197.4	27.656	168.7	1:38.845	10	37.276	161.1	33.354	195.2	43.524		1:54.154 Pit
3	37.521	157.8	33.677	196.0	27.598	169.0	1:38.796	11	3:23.989	161.1	33.208	196.7	27.641	167.9	4:24.838
4	37.036	162.8	33.403	194.5	27.744	168.4	1:38.183	12	37.312	157.8	33.200	197.4	27.509	168.4	1:38.021
5	37.201	162.4	33.221	196.7	45.072		1:55.494 Pit	13	37.033	162.1	33.249	196.0	27.481	168.4	1:37.763
6	3:12.619	162.4	34.919	139.1	28.434	169.0	4:15.972	14	37.123	161.4	33.614	186.8	29.682	168.7	1:40.419
7	37.205	162.8	33.385	195.6	27.383	170.0	1:37.973	15	37.522	153.8	36.300	195.2	43.742		1:57.564 Pit
8	37.064	162.4	33.174	198.5	27.568	169.5	1:37.806								

11 HUFF

GBR

Chevrolet Cruze

1	11:15.427	159.7	33.870	196.0	30.092	167.9	12:19.389	8	37.286	161.9	33.342	193.8	43.130		1:53.758 Pit
2	37.309	159.7	33.609	194.9	27.539	166.6	1:38.457	9	5:25.028	156.0	35.682	194.2	27.653	167.9	6:28.363
3	37.185	160.4	33.207	194.9	27.534	166.9	1:37.926	10	37.095	161.9	33.521	192.1	28.801	167.7	1:39.417
4	37.312	161.1	33.308	193.8	27.789	166.1	1:38.409	11	37.133	160.2	33.193	193.8	29.194	167.9	1:39.520
5	37.502	160.4	33.505	194.2	46.655		1:57.662 Pit	12	40.258	127.8	43.564	136.8	50.881		2:14.703 Pit
6	6:01.537	158.3	33.506	195.6	29.258	167.1	7:04.301								
7	37.254	161.1	33.242	195.2	27.656	166.4	1:38.152								

12 MENU

SUI

Chevrolet Cruze

1	14:56.546	158.5	34.313	192.5	27.935	165.8	15:58.794	7	38.247	158.3	35.883	192.8	40.546		1:54.676 Pit
2	37.715	160.4	33.692	193.5	27.733	165.6	1:39.140	8	6:44.617	151.8	36.271	191.1	28.900	166.9	7:49.788
3	37.650	161.1	33.566	193.8	27.680	166.1	1:38.896	9	37.571	160.2	36.537	144.5	34.403	167.7	1:48.511
4	38.075	160.7	34.350	192.5	38.358		1:50.783 Pit	10	37.353	161.6	33.327	194.2	27.328	166.6	1:38.008
5	2:39.555	157.8	35.599	190.8	28.017	167.4	3:43.171								
6	37.202	161.1	33.344	194.5	27.271	167.1	1:37.817								

14 LARINI

ITA

Chevrolet Cruze

1	14:08.680	160.0	36.388	171.1	31.547	165.6	15:16.615	6	37.439	160.9	33.642	194.2	44.709		1:55.790 Pit
2	37.598	161.6	33.504	193.5	27.848	164.8	1:38.950	7	6:43.333	160.9	35.227	191.1	28.000	166.9	7:46.560
3	39.442	108.7	36.786	186.2	28.592	165.3	1:44.820	8	37.374	158.8	33.258	194.5	27.319	166.4	1:37.951
4	37.795	160.9	33.903	188.1	28.374	165.8	1:40.072								
5	37.416	162.1	33.553	194.2	27.585	165.1	1:38.554								

18 LAGEN

NED

LADA Priora

1	14:13.347	158.8	37.974	169.8	43.636		15:34.957 Pit	7	37.441	162.4	33.624	194.9	27.881	167.9	1:38.946
2	1:33.073	127.6	37.736	187.1	30.487	167.9	2:41.296	8	37.484	161.6	33.719	194.5	42.603		1:53.806 Pit
3	38.017	163.8	34.948	193.8	28.521	167.7	1:41.486	9	3:10.424	161.6	33.562	193.5	27.792	166.9	4:11.778
4	37.591	161.1	33.330	194.2	29.287	167.1	1:40.208	10	37.656	161.1	33.386	193.5	27.885	167.1	1:38.927
5	37.718	161.1	33.301	194.5	28.373	166.4	1:39.392	11	37.479	161.9	33.935	188.4	41.006		1:52.420 Pit
6	37.528	161.9	33.398	193.2	27.735	167.1	1:38.661								

19 LADYGIN

RUS

LADA Priora

1	12:38.215	148.1	46.191	110.3	59.091		14:23.497 Pit								
---	-----------	-------	--------	-------	--------	--	---------------	--	--	--	--	--	--	--	--



Weather/Track: Cloud 15° /Damp 19°



Circuit Length - 3.696 kilometres
Motorsport Arena
Oschersleben

Printed at 11:41, Saturday, 05 September, 2009

© MST Systems Ltd, 2005 (www.mstworld.com)

Page 3

2009 FIA World Touring Car Championship

Free Practice 2 - Sector Analysis Report

Lap S1 Time S1 Spd S2 Time S2 Spd S3 Time S3 Spd Lap Time Pit Lap S1 Time S1 Spd S2 Time S2 Spd S3 Time S3 Spd Lap Time Pit

21 CORONEL						NED			SEAT Leon			I			
1	12:06.196	158.3	34.921	186.8	29.810	167.4	13:10.927	7	8:47.349	161.6	33.165	191.8	27.681	166.4	9:48.195
2	37.698	160.0	33.648	193.2	27.515	165.3	1:38.861	8	37.215	160.2	33.418	192.1	27.491	165.6	1:38.124
3	37.332	162.6	33.311	191.8	27.910	164.8	1:38.553	9	37.477	159.7	33.673	193.2	37.889		1:49.039 Pit
4	37.589	162.1	33.336	195.2	30.565	166.1	1:41.490	10	2:19.635	163.3	33.948	194.5	31.770	168.4	3:25.353
5	37.345	162.1	33.198	192.8	27.623	165.3	1:38.166								
6	38.739	161.9	33.500	194.9	41.891		1:54.130 Pit								

22 BOARDMAN						GBR			SEAT Leon			I			
1	12:03.193	161.1	34.070	197.8	28.119	168.2	13:05.382	6	38.197	157.2	33.808	194.9	27.676	168.7	1:39.681
2	37.689	161.4	33.581	196.3	27.717	168.2	1:38.987	7	37.594	160.7	33.815	196.0	27.758	167.9	1:39.167
3	37.968	162.4	33.785	194.9	28.870	166.9	1:40.623	8	40.763	159.2	37.357	169.5	38.785		1:56.905 Pit
4	38.338	161.4	34.129	195.6	39.623		1:52.090 Pit								
5	5:55.685	159.5	33.877	193.8	27.934	169.2	6:57.496								

23 PORTEIRO						ESP			BMW 320si			I			
1	12:04.599	156.2	35.720	192.5	29.515	164.6	13:09.834	8	37.330	160.0	33.542	194.9	27.653	166.6	1:38.525
2	38.337	160.7	34.287	173.9	28.262	167.1	1:40.886	9	37.419	161.4	33.479	195.6	27.724	166.1	1:38.622
3	37.610	160.4	33.552	195.2	27.950	166.4	1:39.112	10	37.416	161.6	33.469	196.3	41.937		1:52.822 Pit
4	37.534	160.9	33.532	196.7	29.846	167.7	1:40.912	11	3:23.834	155.8	33.877	196.0	27.637	167.1	4:25.348
5	37.369	161.4	33.381	194.9	27.584	166.6	1:38.334	12	37.273	160.9	33.594	195.6	27.706	167.7	1:38.573
6	37.353	161.1	33.549	194.2	40.015		1:50.917 Pit	13	37.315	160.7	33.868	194.5	27.860	168.2	1:39.043
7	2:43.466	159.7	33.674	195.6	27.548	167.9	3:44.688								

25 ENGSTLER						GER			BMW 320si			I			
1	22:00.445	158.1	35.430	191.4	28.562	166.4	23:04.437	8	37.195	161.1	33.336	195.6	27.560	167.7	1:38.091
2	38.465	159.5	34.376	192.8	27.959	166.6	1:40.800	9	37.470	162.6	34.688	195.2	27.855	168.7	1:40.013
3	37.415	161.9	33.553	195.6	27.658	167.4	1:38.626	10	37.571	163.3	33.627	194.2	27.823	168.2	1:39.021
4	37.082	161.6	33.293	194.5	27.646	166.4	1:38.021	11	37.156	161.6	33.643	191.1	27.592	169.0	1:38.391
5	37.118	161.6	33.405	194.2	27.426	165.1	1:37.949	12	42.841	123.8	41.386	135.3	52.910		2:17.137 Pit
6	37.328	161.4	33.742	195.6	27.697	167.4	1:38.767								
7	37.130	163.6	36.873	150.4	28.466	169.0	1:42.469								

26 POULSEN						DEN			BMW 320si			I			
1	12:00.013	157.6	35.130	191.8	28.627	163.1	13:03.770	9	38.115	160.0	33.790	193.2	52.875		2:04.780 Pit
2	38.394	159.0	33.934	193.5	28.102	168.2	1:40.430	10	3:43.605	158.8	34.622	193.8	28.107	165.8	4:46.334
3	39.028	160.9	34.009	191.8	29.151	166.1	1:42.188	11	38.014	159.7	34.536	193.2	27.943	164.8	1:40.493
4	38.306	160.0	33.857	194.9	49.721		2:01.884 Pit	12	37.655	159.2	33.621	192.5	27.673	165.3	1:38.949
5	2:12.996	160.4	33.908	192.8	28.559	164.3	3:15.463	13	37.592	160.4	33.457	192.8	27.496	166.4	1:38.545
6	38.024	160.2	33.842	192.1	28.013	166.1	1:39.879	14	37.760	159.5	35.327	162.8	1:00.459		2:13.546 Pit
7	37.959	160.9	33.933	192.8	27.948	167.4	1:39.840								
8	37.922	159.0	33.822	194.5	27.944	166.9	1:39.688								



Weather/Track: Cloud 15° /Damp 19°



Circuit Length - 3.696 kilometres
Motorsport Arena
Oschersleben

2009 FIA World Touring Car Championship

Free Practice 2 - Sector Analysis Report

Lap	S1 Time	S1 Spd	S2 Time	S2 Spd	S3 Time	S3 Spd	Lap Time	Pit	Lap	S1 Time	S1 Spd	S2 Time	S2 Spd	S3 Time	S3 Spd	Lap Time	Pit
27 D'ASTE ITA BMW 320si									I								
1	12:12.723	160.2	35.930	195.2	27.712	168.2	13:16.365		9	37.300	161.4	33.585	194.2	27.655	165.3	1:38.540	
2	37.241	159.7	33.335	194.9	27.752	167.7	1:38.328		10	37.178	160.9	33.412	195.6	27.546	167.1	1:38.136	
3	37.069	161.6	33.461	194.9	27.418	167.7	1:37.948		11	37.421	160.7	33.424	195.2	29.900		1:50.745	Pit
4	41.599	161.4	33.594	193.8	28.703	170.0	1:43.896		12	1:55.850	150.8	34.089	194.5	27.732	165.6	2:57.671	
5	37.263	161.9	33.389	195.2	42.609		1:53.261	Pit	13	37.395	158.8	33.526	194.5	27.967	166.6	1:38.888	
6	3:05.938	159.2	33.571	193.8	27.680	167.7	4:07.189		14	37.388	158.5	33.608	194.5	28.172	167.7	1:39.168	
7	37.288	160.2	33.468	196.0	27.437	166.9	1:38.193										
8	37.353	159.2	33.495	196.3	27.574	166.4	1:38.422										
28 COLAK CRO SEAT Leon									I								
1	12:08.758	161.9	35.190	194.2	28.493	169.5	13:12.441		8	3:47.246	157.8	35.502	194.9	29.038	166.9	4:51.786	
2	37.665	161.9	33.568	195.6	27.696	169.2	1:38.929		9	37.460	161.4	33.267	194.5	27.624	166.6	1:38.351	
3	37.444	163.8	33.421	195.6	27.905	167.7	1:38.770		10	37.304	162.4	33.448	192.1	27.661	169.2	1:38.413	
4	37.624	163.3	33.476	194.9	31.179	167.7	1:42.279		11	37.361	161.4	33.453	193.2	27.825	167.9	1:38.639	
5	37.739	163.8	33.294	194.9	27.762	166.4	1:38.795		12	40.165	122.5	37.628	187.8	28.494	168.2	1:46.287	
6	37.578	162.1	33.487	193.8	28.021	164.6	1:39.086		13	37.827	160.7	33.407	193.5	51.489		2:02.723	Pit
7	39.423	159.0	35.546	114.0	50.318		2:05.287	Pit									
38 GEIPEL GER BMW 320si									I								
1	12:01.686	156.5	35.441	180.0	29.322	164.6	13:06.449		8	37.649	159.2	33.805	193.2	38.659		1:50.113	Pit
2	38.371	159.2	34.070	192.8	28.066	163.8	1:40.507		9	5:03.537	156.5	34.224	193.8	27.817	165.1	6:05.578	
3	38.245	159.7	34.143	191.1	39.065		1:51.453	Pit	10	37.878	160.4	34.141	193.2	27.806	165.8	1:39.825	
4	3:29.261	155.6	34.494	191.8	28.146	163.3	4:31.901		11	38.064	158.3	33.929	193.5	27.776	166.1	1:39.769	
5	38.016	158.5	33.901	192.5	27.808	164.6	1:39.725		12	37.733	160.0	33.825	194.5	27.606	166.1	1:39.164	
6	37.906	159.7	33.812	192.5	27.851	165.1	1:39.569		13	38.957	159.7	42.036	158.1	49.912		2:10.905	Pit
7	37.759	159.7	33.636	194.2	27.791	165.8	1:39.186										
41 CLAIRET FRA SEAT Leon									I								
1	12:08.285	159.7	35.189	195.6	28.577	167.9	13:12.051		10	37.878	158.1	33.811	196.3	27.911	167.7	1:39.600	
2	38.184	156.7	34.324	195.6	27.595	169.5	1:40.103		11	38.096	161.9	34.064	195.2	28.376	166.4	1:40.536	
3	37.850	160.2	33.537	196.7	27.692	168.2	1:39.079		12	38.923	158.1	34.096	194.9	28.167	167.1	1:41.186	
4	37.553	162.8	33.444	196.3	30.681	168.4	1:41.678		13	37.969	162.8	33.984	195.6	27.958	166.9	1:39.911	
5	38.823	159.0	33.871	196.0	27.994	168.2	1:40.688		14	38.111	161.6	34.086	194.9	28.015	165.8	1:40.212	
6	37.794	162.6	33.839	195.6	27.819	168.2	1:39.452		15	38.622	161.9	34.142	196.3	27.860	167.4	1:40.624	
7	38.105	161.1	33.923	196.7	27.868	168.4	1:39.896		16	38.070	160.7	37.351	167.9	31.737	109.4	1:47.158	
8	38.023	161.6	33.573	195.6	27.768	168.7	1:39.364										
9	38.241	162.6	33.635	197.0	27.759	168.4	1:39.635										
42 NYKJAER DEN Chevrolet Lacetti									I								
1	12:33.127	159.7	34.275	193.5	27.717	166.6	13:35.119		7	37.668	159.5	33.525	194.9	28.047	166.6	1:39.240	
2	37.534	160.0	33.540	194.9	28.703	166.6	1:39.777		8	37.836	158.8	33.655	194.2	27.780	166.4	1:39.271	
3	37.754	161.9	33.451	192.5	27.869	166.1	1:39.074		9	38.012	160.7	33.618	193.8	27.657	166.4	1:39.287	
4	37.391	160.0	33.456	193.8	28.018	167.1	1:38.865		10	37.753	159.5	33.840	193.8	42.127		1:53.720	Pit
5	37.822	160.9	34.609	177.6	45.612		1:58.043	Pit	11	3:12.834	155.1	35.145	194.2	45.488		4:33.467	Pit
6	2:37.461	160.7	33.753	193.8	27.748	167.1	3:38.962										



Weather/Track: Cloud 15°/Damp 19°



Circuit Length - 3.696 kilometres
Motorsport Arena
Oschersleben

2009 FIA World Touring Car Championship

Free Practice 2 - Sector Analysis Report

Lap	S1 Time	S1 Spd	S2 Time	S2 Spd	S3 Time	S3 Spd	Lap Time	Pit	Lap	S1 Time	S1 Spd	S2 Time	S2 Spd	S3 Time	S3 Spd	Lap Time	Pit
43	WATT							DEN			SEAT Leon			I			
1	12:12.160	160.4	36.783	175.8	28.403	169.2	13:17.346		8	4:08.144	160.7	35.077	168.7	28.263	169.2	5:11.484	
2	37.468	162.8	1:05.621	105.4	53.481		2:36.570	Pit	9	38.042	162.4	39.756	189.8	28.932	167.4	1:46.730	
3	4:35.081	148.3	34.887	194.5	28.251	167.9	5:38.219		10	37.821	162.1	35.203	194.2	27.952	167.7	1:40.976	
4	38.362	161.4	33.999	196.0	27.878	167.7	1:40.239		11	37.590	161.6	33.575	195.2	27.561	167.7	1:38.726	
5	37.868	162.6	33.618	193.8	27.569	168.7	1:39.055		12	37.536	162.1	38.659	127.0	46.896		2:03.091	Pit
6	37.331	163.3	33.681	197.4	27.458	170.3	1:38.470										
7	40.027	126.3	36.450	180.0	43.309		1:59.786	Pit									



Weather/Track: Cloud 15° / Damp 19°



Circuit Length - 3.696 kilometres
Motorsport Arena
Oschersleben

2009 FIA World Touring Car Championship Free Practice 2 - Best Sector Speeds Report

SECTOR 1				SECTOR 2				SECTOR 3				
POS	NO	NAME	SPEED	LAP	NO	NAME	SPEED	LAP	NO	NAME	SPEED	LAP
1	2	TARQUINI	167.4	4	3	RYDELL	200.0	3	4	GENE	172.8	11
2	4	GENE	167.4	2	1	MULLER	199.6	9	5	MONTEIRO	172.2	13
3	3	RYDELL	166.6	4	2	TARQUINI	199.2	9	2	TARQUINI	171.7	3
4	5	MONTEIRO	165.8	10	4	GENE	199.2	10	3	RYDELL	171.1	7
5	1	MULLER	165.1	5	5	MONTEIRO	198.8	12	1	MULLER	170.8	7
6	18	LAGEN	163.8	3	7	MULLER	198.5	11	7	MULLER	170.3	8
7	28	COLAK	163.8	3	10	HERNANDEZ	198.5	8	43	WATT	170.3	6
8	25	ENGSTLER	163.6	7	8	FARFUS	198.1	12	10	HERNANDEZ	170.0	7
9	21	CORONEL	163.3	10	22	BOARDMAN	197.8	1	27	D'ASTE	170.0	4
10	43	WATT	163.3	6	6	PRIAULX	197.4	9	28	COLAK	169.5	1
11	7	MULLER	163.1	14	43	WATT	197.4	6	41	CLAIRET	169.5	2
12	10	HERNANDEZ	162.8	4	41	CLAIRET	197.0	9	8	FARFUS	169.2	11
13	41	CLAIRET	162.8	4	23	PORTEIRO	196.7	4	22	BOARDMAN	169.2	5
14	8	FARFUS	162.6	14	27	D'ASTE	196.3	8	6	PRIAULX	169.0	3
15	6	PRIAULX	162.4	9	11	HUFF	196.0	1	25	ENGSTLER	169.0	7
16	22	BOARDMAN	162.4	3	25	ENGSTLER	195.6	3	21	CORONEL	168.4	10
17	14	LARINI	162.1	5	28	COLAK	195.6	2	23	PORTEIRO	168.2	13
18	11	HUFF	161.9	8	21	CORONEL	195.2	4	26	POULSEN	168.2	2
19	27	D'ASTE	161.9	5	18	LAGEN	194.9	7	11	HUFF	167.9	1
20	42	NYKJAER	161.9	3	26	POULSEN	194.9	4	18	LAGEN	167.9	2
21	12	MENU	161.6	10	42	NYKJAER	194.9	2	12	MENU	167.7	9
22	23	PORTEIRO	161.6	10	12	MENU	194.5	6	42	NYKJAER	167.1	4
23	26	POULSEN	160.9	3	14	LARINI	194.5	8	14	LARINI	166.9	7
24	9	ZANARDI	160.7	8	38	GEIPEL	194.5	12	9	ZANARDI	166.6	11
25	38	GEIPEL	160.4	10	9	ZANARDI	194.2	11	38	GEIPEL	166.1	11
26	19	LADYGIN	148.1	1	19	LADYGIN	110.3	1				



Weather/Track: Cloud 15° /Damp 19°



Circuit Length - 3.696 kilometres
Motorsport Arena
Oschersleben

2009 FIA World Touring Car Championship Free Practice 2 - Best Sector Times Report

POS	NO	SECTOR 1		NO	SECTOR 2		NO	SECTOR 3		NO	NAME	IDEAL/BEST LAP COMPARISON			DIFF
		TIME	LAP		TIME	LAP		TIME	LAP			IDEAL	BEST	LAP	
1	2	36.746	4	8	32.688	12	7	27.103	12	8	FARFUS	1:36.752	1:36.760	12	+ 0.008
2	7	36.767	13	3	32.857	11	8	27.179	12	7	MULLER	1:36.801	1:36.937	12	+ 0.136
3	5	36.830	4	7	32.931	12	1	27.224	5	3	RYDELL	1:37.066	1:37.581	8	+ 0.515
4	3	36.837	11	6	32.966	11	12	27.271	6	1	MULLER	1:37.149	1:37.149	5	+ 0.000
5	8	36.885	9	1	33.030	5	6	27.276	3	6	PRIAULX	1:37.230	1:37.706	8	+ 0.476
6	1	36.895	5	2	33.115	4	14	27.319	8	2	TARQUINI	1:37.257	1:37.473	7	+ 0.216
7	6	36.988	14	5	33.118	5	3	27.372	12	10	HERNANDEZ	1:37.590	1:37.763	13	+ 0.173
8	10	37.033	13	4	33.145	3	10	27.383	7	5	MONTEIRO	1:37.651	1:37.908	4	+ 0.257
9	4	37.053	4	21	33.165	7	2	27.396	7	12	MENU	1:37.800	1:37.817	6	+ 0.017
10	27	37.069	3	10	33.174	8	27	27.418	3	25	ENGSTLER	1:37.801	1:37.949	5	+ 0.148
11	25	37.082	4	11	33.193	11	25	27.426	5	11	HUFF	1:37.822	1:37.926	3	+ 0.104
12	11	37.095	10	14	33.258	8	9	27.448	11	27	D'ASTE	1:37.822	1:37.948	3	+ 0.126
13	9	37.178	12	28	33.267	9	43	27.458	6	21	CORONEL	1:37.871	1:38.124	8	+ 0.253
14	12	37.202	6	25	33.293	4	21	27.491	8	4	GENE	1:37.876	1:38.004	7	+ 0.128
15	21	37.215	8	18	33.301	5	26	27.496	13	14	LARINI	1:37.951	1:37.951	8	+ 0.000
16	23	37.273	12	12	33.327	10	11	27.534	3	9	ZANARDI	1:38.156	1:38.685	11	+ 0.529
17	28	37.304	10	27	33.335	2	23	27.548	7	28	COLAK	1:38.195	1:38.351	9	+ 0.156
18	43	37.331	6	23	33.381	5	41	27.595	2	23	PORTEIRO	1:38.202	1:38.334	5	+ 0.132
19	14	37.374	8	41	33.444	4	38	27.606	12	43	WATT	1:38.364	1:38.470	6	+ 0.106
20	42	37.391	4	42	33.451	3	28	27.624	9	18	LAGEN	1:38.477	1:38.661	6	+ 0.184
21	18	37.441	7	26	33.457	13	42	27.657	9	42	NYKJAER	1:38.499	1:38.865	4	+ 0.366
22	41	37.553	4	9	33.530	8	22	27.676	6	26	POULSEN	1:38.545	1:38.545	13	+ 0.000
23	26	37.592	13	43	33.575	11	4	27.678	7	41	CLAIRET	1:38.592	1:39.079	3	+ 0.487
24	22	37.594	7	22	33.581	2	5	27.703	2	22	BOARDMAN	1:38.851	1:38.987	2	+ 0.136
25	38	37.649	8	38	33.636	7	18	27.735	6	38	GEIPEL	1:38.891	1:39.164	12	+ 0.273
26	19	12:38.21	1	19	46.191	1	19	59.091	1	19	LADYGIN	14:23.497	14:23.497	1	+ 0.000

'Perfect Lap' - 1:36.537



Weather/Track: Cloud 15° /Damp 19°



Circuit Length - 3.696 kilometres
Motorsport Arena
Oschersleben

**2009 FIA World Touring Car Championship
QUALIFYING 1 - PROVISIONAL CLASSIFICATION**

POS	NO	CLS	DRIVER	NAT	CAR	TIME	LAPS	GAP	KPH
1	2		Gabriele TARQUINI	ITA	SEAT Leon TDI	1:41.478	8		131.11
2	21	I	Tom CORONEL	NED	SEAT Leon	1:41.490	5	0.012	131.10
3	7		Jorg MULLER	GER	BMW 320si	1:41.626	8	0.148	130.92
4	8		Augusto FARFUS	BRA	BMW 320si	1:41.629	8	0.151	130.92
5	14		Nicola LARINI	ITA	Chevrolet Cruze	1:41.804	7	0.326	130.69
6	11		Robert HUFF	GBR	Chevrolet Cruze	1:41.891	8	0.413	130.58
7	3		Rickard RYDELL	SWE	SEAT Leon TDI	1:42.073	8	0.595	130.35
8	18		Jaap van LAGEN	NED	LADA Priora	1:42.294	5	0.816	130.07
9	28	I	Marin COLAK	CRO	SEAT Leon	1:42.321	5	0.843	130.03
10	9		Alessandro ZANARDI	ITA	BMW 320si	1:42.916	7	1.438	129.28
11	10		Sergio HERNANDEZ	ESP	BMW 320si	1:43.034	6	1.556	129.13
12	27	I	Stefano D'ASTE	ITA	BMW 320si	1:43.108	8	1.630	129.04
13	23	I	Felix PORTEIRO	ESP	BMW 320si	1:43.140	6	1.662	129.00
14	25	I	Franz ENGSTLER	GER	BMW 320si	1:43.183	6	1.705	128.95
15	6		Andy PRIAULX	GBR	BMW 320si	1:43.533	9	2.055	128.51
16	22	I	Tom BOARDMAN	GBR	SEAT Leon	1:43.987	7	2.509	127.95
17	1		Yvan MULLER	FRA	SEAT Leon TDI	1:44.198	5	2.720	127.69
18	42	I	Michel NYKJAER	DEN	Chevrolet Lacetti	1:44.204	8	2.726	127.68
19	12		Alain MENU	SUI	Chevrolet Cruze	1:44.259	5	2.781	127.62
20	43	I	Jason WATT	DEN	SEAT Leon	1:44.273	9	2.795	127.60
21	41	I	Jean-Marie CLAIRET	FRA	SEAT Leon	1:44.407	5	2.929	127.44
22	4		Jordi GENE	ESP	SEAT Leon TDI	1:44.705	6	3.227	127.07
23	26	I	Kristian POULSEN	DEN	BMW 320si	1:44.759	7	3.281	127.01
24	38	I	Philip GEIPEL	GER	BMW 320si	1:45.476	5	3.998	126.14
25	20		Viktor SHAPOLAVOV	RUS	LADA Priora	1:45.521	5	4.043	126.09
26	5		Tiago MONTEIRO	POR	SEAT Leon TDI	1:46.127	7	4.649	125.37
QUALIFICATION MAXIMA						1:48.581			
19			Kirill LADYGIN	RUS	LADA Priora	1:48.959	7	7.481	122.11

Oschersleben

Subject to technical scrutineering. For Media Information Purposes - No Regulatory Value.

Circuit Length = 3.6960 km.

Weather/Track: Rain 14°/Wet 16°

Start: 15:15 End: 15:35

Race Director:	Steward:	Timekeeper:	Issued at:
----------------	----------	-------------	------------

**2009 FIA World Touring Car Championship
QUALIFYING 1 - RESULT**

POS	NO	CLS	DRIVER	NAT	CAR	TIME	LAPS	GAP	KPH
1	2		Gabriele TARQUINI	ITA	SEAT Leon TDI	1:41.478	8		131.11
2	21	I	Tom CORONEL	NED	SEAT Leon	1:41.490	5	0.012	131.10
3	7		Jorg MULLER	GER	BMW 320si	1:41.626	8	0.148	130.92
4	8		Augusto FARFUS	BRA	BMW 320si	1:41.629	8	0.151	130.92
5	14		Nicola LARINI	ITA	Chevrolet Cruze	1:41.804	7	0.326	130.69
6	11		Robert HUFF	GBR	Chevrolet Cruze	1:41.891	8	0.413	130.58
7	3		Rickard RYDELL	SWE	SEAT Leon TDI	1:42.073	8	0.595	130.35
8	18		Jaap van LAGEN	NED	LADA Priora	1:42.294	5	0.816	130.07
9	28	I	Marin COLAK	CRO	SEAT Leon	1:42.321	5	0.843	130.03
10	9		Alessandro ZANARDI	ITA	BMW 320si	1:42.916	7	1.438	129.28
11	10		Sergio HERNANDEZ	ESP	BMW 320si	1:43.034	6	1.556	129.13
12	27	I	Stefano D'ASTE	ITA	BMW 320si	1:43.108	8	1.630	129.04
13	23	I	Felix PORTEIRO	ESP	BMW 320si	1:43.140	6	1.662	129.00
14	25	I	Franz ENGSTLER	GER	BMW 320si	1:43.183	6	1.705	128.95
15	6		Andy PRIAULX	GBR	BMW 320si	1:43.533	9	2.055	128.51
16	22	I	Tom BOARDMAN	GBR	SEAT Leon	1:43.987	7	2.509	127.95
17	1		Yvan MULLER	FRA	SEAT Leon TDI	1:44.198	5	2.720	127.69
18	42	I	Michel NYKJAER	DEN	Chevrolet Lacetti	1:44.204	8	2.726	127.68
19	12		Alain MENU	SUI	Chevrolet Cruze	1:44.259	5	2.781	127.62
20	43	I	Jason WATT	DEN	SEAT Leon	1:44.273	9	2.795	127.60
21	41	I	Jean-Marie CLAIRET	FRA	SEAT Leon	1:44.407	5	2.929	127.44
22	4		Jordi GENE	ESP	SEAT Leon TDI	1:44.705	6	3.227	127.07
23	26	I	Kristian POULSEN	DEN	BMW 320si	1:44.759	7	3.281	127.01
24	38	I	Philip GEIPEL	GER	BMW 320si	1:45.476	5	3.998	126.14
25	20		Viktor SHAPOLAVOV	RUS	LADA Priora	1:45.521	5	4.043	126.09
26	5		Tiago MONTEIRO	POR	SEAT Leon TDI	1:46.127	7	4.649	125.37
QUALIFICATION MAXIMA						1:48.581			
19			Kirill LADYGIN	RUS	LADA Priora	1:48.959	7	7.481	122.11

Oschersleben

Subject to technical scrutineering. For Media Information Purposes - No Regulatory Value.

Circuit Length = 3.6960 km.

Weather/Track: Rain 14°/Wet 16°

Start: 15:15 End: 15:35

Steward:	Steward:	Steward:	Issued at:
----------	----------	----------	------------

2009 FIA World Touring Car Championship

Qualifying 1 - Sector Analysis Report

Lap	S1 Time	S1 Spd	S2 Time	S2 Spd	S3 Time	S3 Spd	Lap Time	Pit	Lap	S1 Time	S1 Spd	S2 Time	S2 Spd	S3 Time	S3 Spd	Lap Time	Pit
1 MULLER FRA SEAT Leon TDI																	
1	10:58.914	164.1	34.696	199.2	29.924	169.0	12:03.534		4	11:50.970	156.0	40.836	182.4	34.481	162.6	13:06.287	
2	39.147	163.6	35.443	196.7	29.608	170.8	1:44.198		5	42.595	155.8	39.995	180.9	33.106	164.8	1:55.696	
3	39.682	162.1	36.671	190.8	47.761		2:04.114	Pit									
2 TARQUINI ITA SEAT Leon TDI																	
1	10:52.715	159.7	35.669	187.8	31.132	167.4	11:59.516		6	3:50.950	157.8	38.665	172.5	32.084	164.3	5:01.699	
2	39.468	162.4	36.156	194.5	30.433	168.2	1:46.057		7	41.766	158.8	38.702	173.9	51.325		2:11.793	Pit
3	39.361	162.4	36.599	195.2	30.516	168.4	1:46.476		8	2:33.099	154.7	41.989	149.1	51.380		4:06.468	Pit
4	38.359	163.1	34.596	195.2	28.523	168.2	1:41.478										
5	39.941	164.1	41.065	151.0	52.509		2:13.515	Pit									
3 RYDELL SWE SEAT Leon TDI																	
1	10:56.576	160.2	35.226	193.2	29.940	167.9	12:01.742		6	7:05.797	158.8	39.262	183.3	31.964	163.8	8:17.023	
2	39.216	161.1	35.788	194.9	29.659	168.4	1:44.663		7	41.525	159.0	38.195	184.9	33.585	163.6	1:53.305	
3	39.651	162.6	37.206	191.1	30.861	168.2	1:47.718		8	42.143	159.5	38.923	181.8	44.127		2:05.193	Pit
4	38.774	163.8	34.839	196.7	28.460	169.2	1:42.073										
5	40.672	163.1	40.367	151.4	52.195		2:13.234	Pit									
4 GENE ESP SEAT Leon TDI																	
1	10:58.234	162.1	34.984	196.7	29.432	167.9	12:02.650		5	44.130	159.5	41.357	164.3	33.623	161.6	1:59.110	
2	39.335	162.8	35.453	195.6	29.917	169.5	1:44.705		6	43.790	157.4	41.414	156.9	54.937		2:20.141	Pit
3	39.592	162.6	36.839	189.4	46.149		2:02.580	Pit									
4	10:32.764	151.0	41.403	159.0	34.020	162.6	11:48.187										
5 MONTEIRO POR SEAT Leon TDI																	
1	10:51.159	159.7	36.755	192.8	30.232	165.6	11:58.146		5	8:01.710	155.1	41.122	173.3	33.378	159.7	9:16.210	
2	39.707	158.8	35.904	196.0	30.516	166.4	1:46.127		6	43.431	156.0	39.977	179.1	34.097	160.7	1:57.505	
3	39.612	158.3	36.919	194.5	30.787	166.6	1:47.318		7	43.037	156.9	39.813	186.2	47.861		2:10.711	Pit
4	43.283	164.3	35.517	194.5	40.059		1:58.859	Pit									
6 PRIAULX GBR BMW 320si																	
1	11:00.042	160.0	34.675	194.5	29.314	167.7	12:04.031		6	2:48.010	156.0	38.640	183.9	33.132	159.7	3:59.782	
2	39.364	162.1	35.941	192.1	29.722	166.9	1:45.027		7	43.590	155.6	39.555	182.4	41.254		2:04.399	Pit
3	40.437	157.4	42.406	151.0	30.523	166.1	1:53.366		8	2:51.555	154.9	38.773	177.6	35.885	159.0	4:06.213	
4	39.853	152.7	35.089	192.8	28.591	164.8	1:43.533		9	41.560	158.1	38.754	182.1	31.513	161.4	1:51.827	
5	41.111	156.9	40.944	170.8	53.008		2:15.063	Pit									
7 MULLER GER BMW 320si																	
1	11:02.520	162.1	35.231	193.5	30.341	168.4	12:08.092		6	5:20.758	152.3	39.616	184.3	33.008	161.6	6:33.382	
2	39.478	155.8	35.634	195.2	29.926	168.7	1:45.038		7	41.730	157.6	39.099	184.9	32.068	163.3	1:52.897	
3	40.007	162.1	37.245	192.8	30.434	167.1	1:47.686		8	44.316	154.2	38.678	185.5	45.366		2:08.360	Pit
4	38.624	162.4	34.814	196.7	28.188	167.7	1:41.626										
5	40.977	160.4	40.896	157.2	54.978		2:16.851	Pit									



Weather/Track: Rain 14° /Wet 16°



Circuit Length - 3.696 kilometres
Motorsport Arena
Oschersleben

Printed at 15:43, Saturday, 05 September, 2009

© MST Systems Ltd, 2005 (www.mstworld.com)

Page 1

2009 FIA World Touring Car Championship

Qualifying 1 - Sector Analysis Report

Lap	S1 Time	S1 Spd	S2 Time	S2 Spd	S3 Time	S3 Spd	Lap Time	Pit	Lap	S1 Time	S1 Spd	S2 Time	S2 Spd	S3 Time	S3 Spd	Lap Time	Pit
8 FARFUS									BRA BMW 320si								
1	11:02.203	160.7	34.815	196.0	29.645	165.8	12:06.663		6	6:39.835	156.5	39.783	181.5	32.276	164.3	7:51.894	
2	40.225	157.2	36.094	193.5	29.990	169.0	1:46.309		7	42.047	156.7	38.698	181.2	32.015	164.1	1:52.760	
3	39.759	162.1	36.794	194.9	29.995	166.1	1:46.548		8	41.196	158.5	38.175	180.6	45.179		2:04.550	Pit
4	38.577	162.6	34.969	197.0	28.083	167.7	1:41.629										
5	40.883	160.7	41.371	155.6	52.652		2:14.906	Pit									
9 ZANARDI									ITA BMW 320si								
1	11:43.112	156.5	35.438	191.4	28.895	164.8	12:47.445		5	52.010	135.8	43.939	172.8	53.968		2:29.917	Pit
2	39.158	159.2	35.593	190.1	31.811	164.6	1:46.562		6	7:05.177	155.3	40.606	175.3	32.881	160.9	8:18.664	
3	40.055	159.5	35.362	192.1	29.093	165.3	1:44.510		7	43.478	156.7	39.744	186.2	33.124	161.6	1:56.346	
4	38.609	160.4	35.577	190.4	28.730	165.6	1:42.916										
10 HERNANDEZ									ESP BMW 320si								
1	11:06.221	160.4	36.276	193.5	30.108	167.4	12:12.605		5	41.390	155.6	41.123	168.7	55.000		2:17.513	Pit
2	39.223	160.4	35.483	192.8	29.363	167.4	1:44.069		6	6:00.297	152.7	41.368	167.7	46.777		7:28.442	Pit
3	40.067	160.2	37.169	191.1	29.856	167.1	1:47.092										
4	39.071	160.7	35.337	192.5	28.626	165.1	1:43.034										
11 HUFF									GBR Chevrolet Cruze								
1	11:02.910	162.4	34.972	196.7	29.069	166.9	12:06.951		6	6:35.731	156.2	38.819	179.1	32.918	159.7	7:47.468	
2	40.017	159.0	35.746	193.5	29.595	167.9	1:45.358		7	42.248	157.2	38.696	181.2	31.968	164.6	1:52.912	
3	39.742	162.1	36.362	194.2	30.222	166.6	1:46.326		8	41.324	158.5	38.320	185.2	31.736	165.1	1:51.380	
4	38.481	163.3	34.829	197.0	28.581	166.6	1:41.891										
5	40.466	160.7	40.261	168.7	51.387		2:12.114	Pit									
12 MENU									SUI Chevrolet Cruze								
1	11:05.355	158.3	36.157	192.8	30.068	166.9	12:11.580		4	42.535	154.9	36.894	178.2	46.081		2:05.510	Pit
2	39.176	160.0	35.657	193.2	29.426	166.4	1:44.259		5	11:12.270	155.3	41.699	175.0	47.708		12:41.677	Pit
3	39.629	162.4	36.287	193.5	29.934	166.1	1:45.850										
14 LARINI									ITA Chevrolet Cruze								
1	11:05.799	160.4	36.213	193.8	31.292	167.7	12:13.304		5	48.471	146.1	42.246	165.3	57.576		2:28.293	Pit
2	46.750	151.8	36.348	188.4	29.712	165.6	1:52.810		6	7:21.271	156.7	39.675	182.7	32.263	160.2	8:33.209	
3	39.894	159.5	35.539	194.5	29.346	165.8	1:44.779		7	42.270	157.6	38.524	185.8	32.053	161.6	1:52.847	
4	38.365	162.1	34.775	194.5	28.664	164.3	1:41.804										
18 LAGEN									NED LADA Priora								
1	11:07.779	162.4	35.928	193.5	30.310	166.1	12:14.017		4	38.341	161.4	34.740	193.5	29.213	163.1	1:42.294	
2	48.170	149.5	37.180	188.1	29.900	165.6	1:55.250		5	42.052	146.7	42.602	157.8	52.496		2:17.150	Pit
3	40.864	157.8	35.848	193.2	29.241	165.3	1:45.953										



Weather/Track: Rain 14° /Wet 16°



Circuit Length - 3.696 kilometres
Motorsport Arena
Oschersleben

2009 FIA World Touring Car Championship

Qualifying 1 - Sector Analysis Report

Lap	S1 Time	S1 Spd	S2 Time	S2 Spd	S3 Time	S3 Spd	Lap Time	Pit	Lap	S1 Time	S1 Spd	S2 Time	S2 Spd	S3 Time	S3 Spd	Lap Time	Pit
19 LADYGIN RUS LADA Priora																	
1	11:07.562	160.7	37.482	192.5	29.722	166.9	12:14.766		5	6:23.711	151.8	42.610	156.9	34.603	160.7	7:40.924	
2	48.197	137.5	37.430	185.2	30.818	167.1	1:56.445		6	44.938	155.6	48.298	168.4	34.891	159.7	2:08.127	
3	42.485	156.7	36.809	192.1	29.665	165.3	1:48.959		7	46.460	154.2	42.703	158.1	51.376		2:20.539	Pit
4	39.928	160.4	40.124	150.2	43.215		2:03.267	Pit									
20 SHAPOLAVOV RUS LADA Priora																	
1	11:10.234	158.8	36.600	179.7	29.899	163.3	12:16.733		4	39.124	160.0	36.211	190.1	30.186	165.6	1:45.521	
2	49.715	141.5	36.850	181.2	30.850	164.3	1:57.415		5	44.638	129.0	44.633	135.5	1:05.892		2:35.163	Pit
3	41.680	157.6	36.405	188.8	30.575	165.6	1:48.660										
21 CORONEL NED SEAT Leon I																	
1	11:19.626	161.4	34.847	193.8	28.534	163.3	12:23.007		4	38.379	160.4	34.594	191.8	28.517	161.9	1:41.490	
2	39.555	156.5	35.933	191.1	29.277	164.8	1:44.765		5	41.744	154.9	40.566	166.1	53.034		2:15.344	Pit
3	41.010	155.3	36.097	191.4	29.053	164.1	1:46.160										
22 BOARDMAN GBR SEAT Leon I																	
1	11:20.599	161.1	35.100	193.8	28.866	165.8	12:24.565		5	47.476	123.1	45.681	139.5	58.379		2:31.536	Pit
2	39.979	157.8	36.483	190.1	31.255	166.4	1:47.717		6	5:49.445	143.0	42.787	155.1	35.509	158.1	7:07.741	
3	40.758	156.0	36.593	194.5	29.156	166.1	1:46.507		7	48.560	142.8	42.560	169.0	49.543		2:20.663	Pit
4	39.114	161.9	35.696	193.5	29.177	164.8	1:43.987										
23 PORTEIRO ESP BMW 320si I																	
1	11:19.191	157.6	35.362	175.8	29.249	165.8	12:23.802		5	43.401	121.8	48.269	124.2	57.770		2:29.440	Pit
2	39.789	156.7	36.933	194.2	29.851	167.4	1:46.573		6	8:10.299	133.1	44.766	121.7	57.818		9:52.883	Pit
3	40.552	158.5	35.593	194.5	29.165	166.9	1:45.310										
4	39.511	160.2	34.738	194.2	28.891	166.1	1:43.140										
25 ENGSTLER GER BMW 320si I																	
1	11:32.552	155.1	36.055	190.4	29.062	165.1	12:37.669		5	44.081	134.3	43.174	154.5	1:05.951		2:33.206	Pit
2	39.600	160.2	35.156	189.4	28.999	166.1	1:43.755		6	4:17.934	142.4	43.894	169.5	52.146		5:53.974	Pit
3	41.842	152.1	38.139	175.6	31.195	167.1	1:51.176										
4	38.605	160.2	35.551	192.5	29.027	165.8	1:43.183										
26 POULSEN DEN BMW 320si I																	
1	11:12.210	158.5	35.984	185.8	30.197	165.8	12:18.391		5	43.278	128.2	44.553	144.7	35.210	152.3	2:03.041	
2	40.503	153.8	36.548	180.6	30.977	164.6	1:48.028		6	45.659	151.6	43.879	141.3	1:05.459		2:34.997	Pit
3	41.866	156.0	37.378	190.1	29.469	164.3	1:48.713		7	2:33.142	144.7	44.616	154.0	1:02.548		4:20.306	Pit
4	40.742	160.4	35.223	193.8	28.794	165.3	1:44.759										
27 D'ASTE ITA BMW 320si I																	
1	11:19.975	160.9	35.284	192.8	28.820	166.1	12:24.079		6	5:31.091	150.4	41.103	163.1	43.217	133.8	6:55.411	
2	40.504	156.7	36.292	192.8	30.634	167.9	1:47.430		7	45.442	153.1	41.478	175.6	36.130	158.8	2:03.050	
3	44.616	149.3	39.700	91.2	34.276	165.3	1:58.592		8	44.346	154.5	41.625	168.2	34.108	158.3	2:00.079	
4	38.575	159.5	35.414	190.4	29.119	163.1	1:43.108										
5	44.158	130.5	41.937	155.6	1:06.409		2:32.504	Pit									



Weather/Track: Rain 14° /Wet 16°



Circuit Length - 3.696 kilometres
Motorsport Arena
Oschersleben

2009 FIA World Touring Car Championship

Qualifying 1 - Sector Analysis Report

Lap	S1 Time	S1 Spd	S2 Time	S2 Spd	S3 Time	S3 Spd	Lap Time	Pit	Lap	S1 Time	S1 Spd	S2 Time	S2 Spd	S3 Time	S3 Spd	Lap Time	Pit
28 COLAK CRO SEAT Leon I																	
1	11:23.485	160.9	35.677	192.8	29.271	164.8	12:28.433		4	38.584	161.6	34.791	194.9	28.946	167.4	1:42.321	
2	39.163	160.7	35.829	192.1	29.486	168.7	1:44.478		5	43.530	144.3	44.847	138.6	1:04.403		2:32.780	Pit
3	44.849	148.7	36.173	186.8	32.292	166.9	1:53.314										
38 GEIPEL GER BMW 320Si I																	
1	11:13.296	158.1	35.988	188.8	31.124	162.8	12:20.408		4	39.865	157.8	36.291	188.8	29.320	164.8	1:45.476	
2	42.187	146.9	37.773	177.9	32.253	166.4	1:52.213		5	45.168	128.1	43.951	154.5	54.629		2:23.748	Pit
3	42.503	156.7	36.402	190.1	29.275	165.8	1:48.180										
41 CLAIRET FRA SEAT Leon I																	
1	11:23.092	158.3	35.764	189.4	30.205	165.1	12:29.061		4	39.071	159.0	35.831	189.8	29.505	163.1	1:44.407	
2	39.294	160.9	35.778	188.4	30.257	167.4	1:45.329		5	42.641	154.2	41.540	155.3	55.061		2:19.242	Pit
3	41.208	155.1	36.265	192.8	29.382	165.1	1:46.855										
42 NYKJAER DEN Chevrolet Lacetti I																	
1	12:18.795	156.0	39.088	178.2	31.727	162.8	13:29.610		6	5:19.546	155.8	42.198	173.3	33.512	160.9	6:35.256	
2	40.897	159.2	39.111	184.6	31.608	164.1	1:51.616		7	43.366	156.2	40.387	175.0	33.167	162.8	1:56.920	
3	39.979	159.5	35.636	192.1	28.589	167.1	1:44.204		8	43.236	155.8	40.218	180.3	52.010		2:15.464	Pit
4	40.322	160.9	40.067	166.1	32.889	161.4	1:53.278										
5	44.206	153.4	41.610	173.3	50.702		2:16.518	Pit									
43 WATT DEN SEAT Leon I																	
1	11:26.487	161.1	35.850	194.2	29.287	164.6	12:31.624		6	4:13.960	149.5	41.720	171.1	34.288	160.7	5:29.968	
2	39.786	160.4	36.209	192.1	29.967	166.6	1:45.962		7	45.270	148.3	41.590	171.1	34.168	161.1	2:01.028	
3	40.841	159.0	35.888	192.8	29.448	167.4	1:46.177		8	46.993	156.7	41.678	179.1	35.118	160.7	2:03.789	
4	38.759	161.1	35.801	195.2	29.713	166.6	1:44.273		9	44.601	155.3	42.765	169.2	50.546		2:17.912	Pit
5	43.920	129.8	43.965	150.4	56.336		2:24.221	Pit									



Weather/Track: Rain 14° /Wet 16°



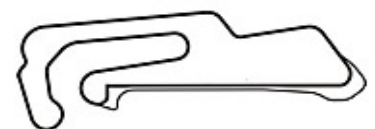
Circuit Length - 3.696 kilometres
Motorsport Arena
Oschersleben

2009 FIA World Touring Car Championship Qualifying 1 - Best Sector Speeds Report

SECTOR 1				SECTOR 2				SECTOR 3				
POS	NO	NAME	SPEED	LAP	NO	NAME	SPEED	LAP	NO	NAME	SPEED	LAP
1	5	MONTEIRO	164.3	4	1	MULLER	199.2	1	1	MULLER	170.8	2
2	1	MULLER	164.1	1	8	FARFUS	197.0	4	4	GENE	169.5	2
3	2	TARQUINI	164.1	5	11	HUFF	197.0	4	3	RYDELL	169.2	4
4	3	RYDELL	163.8	4	3	RYDELL	196.7	4	8	FARFUS	169.0	2
5	11	HUFF	163.3	4	4	GENE	196.7	1	7	MULLER	168.7	2
6	4	GENE	162.8	2	7	MULLER	196.7	4	28	COLAK	168.7	2
7	8	FARFUS	162.6	4	5	MONTEIRO	196.0	2	2	TARQUINI	168.4	3
8	7	MULLER	162.4	4	2	TARQUINI	195.2	3	11	HUFF	167.9	2
9	12	MENU	162.4	3	43	WATT	195.2	4	27	D'ASTE	167.9	2
10	18	LAGEN	162.4	1	28	COLAK	194.9	4	6	PRIAULX	167.7	1
11	6	PRIAULX	162.1	2	6	PRIAULX	194.5	1	14	LARINI	167.7	1
12	14	LARINI	162.1	4	14	LARINI	194.5	3	10	HERNANDEZ	167.4	1
13	22	BOARDMAN	161.9	4	22	BOARDMAN	194.5	3	23	PORTEIRO	167.4	2
14	28	COLAK	161.6	4	23	PORTEIRO	194.5	3	41	CLAIRET	167.4	2
15	21	CORONEL	161.4	1	21	CORONEL	193.8	1	43	WATT	167.4	3
16	43	WATT	161.1	1	26	POULSEN	193.8	4	19	LADYGIN	167.1	2
17	27	D'ASTE	160.9	1	10	HERNANDEZ	193.5	1	25	ENGSTLER	167.1	3
18	41	CLAIRET	160.9	2	12	MENU	193.5	3	42	NYKJAER	167.1	3
19	42	NYKJAER	160.9	4	18	LAGEN	193.5	1	12	MENU	166.9	1
20	10	HERNANDEZ	160.7	4	27	D'ASTE	192.8	1	5	MONTEIRO	166.6	3
21	19	LADYGIN	160.7	1	41	CLAIRET	192.8	3	22	BOARDMAN	166.4	2
22	9	ZANARDI	160.4	4	19	LADYGIN	192.5	1	38	GEIPEL	166.4	2
23	26	POULSEN	160.4	4	25	ENGSTLER	192.5	4	18	LAGEN	166.1	1
24	23	PORTEIRO	160.2	4	9	ZANARDI	192.1	3	26	POULSEN	165.8	1
25	25	ENGSTLER	160.2	2	42	NYKJAER	192.1	3	9	ZANARDI	165.6	4
26	20	SHAPOLAVOV	160.0	4	20	SHAPOLAVOV	190.1	4	20	SHAPOLAVOV	165.6	3
27	38	GEIPEL	158.1	1	38	GEIPEL	190.1	3	21	CORONEL	164.8	2



Weather/Track: Rain 14° /Wet 16°



Circuit Length - 3.696 kilometres
Motorsport Arena
Oschersleben

2009 FIA World Touring Car Championship Qualifying 1 - Best Sector Times Report

POS	NO	SECTOR 1			SECTOR 2			SECTOR 3			NAME	IDEAL/BEST LAP COMPARISON			
		TIME	LAP	NO	TIME	LAP	NO	TIME	LAP	NO		IDEAL	BEST	LAP	DIFF
1	18	38.341	4	21	34.594	4	8	28.083	4	8	FARFUS	1:41.475	1:41.629	4	+ 0.154
2	2	38.359	4	2	34.596	4	7	28.188	4	2	TARQUINI	1:41.478	1:41.478	4	+ 0.000
3	14	38.365	4	6	34.675	1	3	28.460	4	21	CORONEL	1:41.490	1:41.490	4	+ 0.000
4	21	38.379	4	1	34.696	1	21	28.517	4	7	MULLER	1:41.626	1:41.626	4	+ 0.000
5	11	38.481	4	23	34.738	4	2	28.523	4	14	LARINI	1:41.804	1:41.804	4	+ 0.000
6	27	38.575	4	18	34.740	4	11	28.581	4	11	HUFF	1:41.891	1:41.891	4	+ 0.000
7	8	38.577	4	14	34.775	4	42	28.589	3	3	RYDELL	1:42.073	1:42.073	4	+ 0.000
8	28	38.584	4	28	34.791	4	6	28.591	4	18	LAGEN	1:42.294	1:42.294	4	+ 0.000
9	25	38.605	4	7	34.814	4	10	28.626	4	28	COLAK	1:42.321	1:42.321	4	+ 0.000
10	9	38.609	4	8	34.815	1	14	28.664	4	6	PRIAULX	1:42.630	1:43.533	4	+ 0.903
11	7	38.624	4	11	34.829	4	9	28.730	4	27	D'ASTE	1:42.679	1:43.108	4	+ 0.429
12	43	38.759	4	3	34.839	4	26	28.794	4	9	ZANARDI	1:42.701	1:42.916	4	+ 0.215
13	3	38.774	4	4	34.984	1	27	28.820	1	25	ENGSTLER	1:42.760	1:43.183	4	+ 0.423
14	10	39.071	4	22	35.100	1	22	28.866	1	10	HERNANDEZ	1:43.034	1:43.034	4	+ 0.000
15	41	39.071	4	25	35.156	2	23	28.891	4	22	BOARDMAN	1:43.080	1:43.987	4	+ 0.907
16	22	39.114	4	26	35.223	4	28	28.946	4	23	PORTEIRO	1:43.140	1:43.140	4	+ 0.000
17	20	39.124	4	27	35.284	1	25	28.999	2	1	MULLER	1:43.451	1:44.198	2	+ 0.747
18	1	39.147	2	10	35.337	4	18	29.213	4	4	GENE	1:43.751	1:44.705	2	+ 0.954
19	12	39.176	2	9	35.362	3	38	29.275	3	43	WATT	1:43.847	1:44.273	4	+ 0.426
20	4	39.335	2	5	35.517	4	43	29.287	1	42	NYKJAER	1:44.204	1:44.204	3	+ 0.000
21	6	39.364	2	42	35.636	3	41	29.382	3	41	CLAIRET	1:44.217	1:44.407	4	+ 0.190
22	23	39.511	4	12	35.657	2	12	29.426	2	12	MENU	1:44.259	1:44.259	2	+ 0.000
23	5	39.612	3	41	35.764	1	4	29.432	1	26	POULSEN	1:44.520	1:44.759	4	+ 0.239
24	38	39.865	4	43	35.801	4	1	29.608	2	38	GEIPEL	1:45.128	1:45.476	4	+ 0.348
25	19	39.928	4	38	35.988	1	19	29.665	3	20	SHAPOLAVO	1:45.234	1:45.521	4	+ 0.287
26	42	39.979	3	20	36.211	4	20	29.899	1	5	MONTEIRO	1:45.361	1:46.127	2	+ 0.766
27	26	40.503	2	19	36.809	3	5	30.232	1	19	LADYGIN	1:46.402	1:48.959	3	+ 2.557

'Perfect Lap' - 1:41.018



Weather/Track: Rain 14° /Wet 16°



Circuit Length - 3.696 kilometres
Motorsport Arena
Oschersleben

**2009 FIA World Touring Car Championship
QUALIFYING 2 - PROVISIONAL CLASSIFICATION**

POS	NO	CLS	DRIVER	NAT	CAR	TIME	LAPS	GAP	KPH
1	2		Gabriele TARQUINI	ITA	SEAT Leon TDI	1:39.866	6		133.23
2	28	I	Marin COLAK	CRO	SEAT Leon	1:41.692	3	1.826	130.84
3	3		Rickard RYDELL	SWE	SEAT Leon TDI	1:42.192	5	2.326	130.20
4	18		Jaap van LAGEN	NED	LADA Priora	1:42.307	5	2.441	130.05
5	14		Nicola LARINI	ITA	Chevrolet Cruze	1:43.626	4	3.760	128.40
6	11		Robert HUFF	GBR	Chevrolet Cruze	1:45.526	2	5.660	126.08
7	21	I	Tom CORONEL	NED	SEAT Leon	1:46.104	5	6.238	125.40
8	7		Jorg MULLER	GER	BMW 320si	1:46.249	6	6.383	125.23
9	8		Augusto FARFUS	BRA	BMW 320si	1:46.481	6	6.615	124.95
10	9		Alessandro ZANARDI	ITA	BMW 320si	1:47.667	5	7.801	123.58

Subject to technical scrutineering. For Media Information Purposes - No Regulatory Value.

Weather/Track: Cloud 14°/Wet 18°

Oschersleben

Circuit Length = 3.6960 km.

Start: 15:40 End: 15:50

Race Director:	Steward:	Timekeeper:	Issued at:
----------------	----------	-------------	------------

**2009 FIA World Touring Car Championship
QUALIFYING 2 - RESULT**

POS	NO	CLS	DRIVER	NAT	CAR	TIME	LAPS	GAP	KPH
1	2		Gabriele TARQUINI	ITA	SEAT Leon TDI	1:39.866	6		133.23
2	28	I	Marin COLAK	CRO	SEAT Leon	1:41.692	3	1.826	130.84
3	3		Rickard RYDELL	SWE	SEAT Leon TDI	1:42.192	5	2.326	130.20
4	18		Jaap van LAGEN	NED	LADA Priora	1:42.307	5	2.441	130.05
5	14		Nicola LARINI	ITA	Chevrolet Cruze	1:43.626	4	3.760	128.40
6	11		Robert HUFF	GBR	Chevrolet Cruze	1:45.526	2	5.660	126.08
7	21	I	Tom CORONEL	NED	SEAT Leon	1:46.104	5	6.238	125.40
8	7		Jorg MULLER	GER	BMW 320si	1:46.249	6	6.383	125.23
9	8		Augusto FARFUS	BRA	BMW 320si	1:46.481	6	6.615	124.95
10	9		Alessandro ZANARDI	ITA	BMW 320si	1:47.667	5	7.801	123.58

Subject to technical scrutineering. For Media Information Purposes - No Regulatory Value.

Weather/Track: Cloud 14°/Wet 18°

Oschersleben

Circuit Length = 3.6960 km.

Start: 15:40 End: 15:50

Steward:	Steward:	Steward:	Issued at:
----------	----------	----------	------------

2009 FIA World Touring Car Championship

Qualifying 2 - Sector Analysis Report

Lap	S1 Time	S1 Spd	S2 Time	S2 Spd	S3 Time	S3 Spd	Lap Time Pit	Lap	S1 Time	S1 Spd	S2 Time	S2 Spd	S3 Time	S3 Spd	Lap Time Pit
2 TARQUINI ITA SEAT Leon TDI															
1	10:56.436	154.9	39.022	176.4	32.357	164.6	12:07.815	5	38.506	165.1	35.002	194.9	28.094	170.6	1:41.602
2	41.962	159.5	38.377	184.6	31.150	165.8	1:51.489	6	37.859	165.3	34.474	196.3	27.533	172.5	1:39.866
3	40.936	161.9	39.009	180.9	30.310	169.2	1:50.255								
4	39.917	162.8	36.339	187.8	29.280	169.8	1:45.536								
3 RYDELL SWE SEAT Leon TDI															
1	11:58.910	153.4	40.577	176.1	32.520	164.1	13:12.007	4	39.113	162.1	36.566	191.8	28.797	169.0	1:44.476
2	42.351	154.9	39.330	185.8	31.864	165.6	1:53.545	5	38.606	162.6	35.522	193.8	28.064	166.4	1:42.192
3	40.593	160.2	37.607	188.8	29.988	167.4	1:48.188								
7 MULLER GER BMW 320si															
1	11:24.643	156.9	38.585	187.8	31.549	165.1	12:34.777	5	39.522	160.0	36.949	190.1	29.778	164.3	1:46.249
2	40.668	158.1	37.620	189.4	30.918	165.8	1:49.206	6	39.561	158.8	36.808	176.1	29.910	165.8	1:46.279
3	40.225	159.5	37.319	189.4	30.445	166.1	1:47.989								
4	39.752	160.2	37.149	189.1	30.020	165.8	1:46.921								
8 FARFUS BRA BMW 320si															
1	11:39.230	160.0	38.274	189.1	30.977	165.6	12:48.481	5	39.764	158.8	37.014	190.1	29.703	164.8	1:46.481
2	40.371	160.9	37.841	189.4	30.720	165.3	1:48.932	6	40.101	159.0	37.000	188.8	29.848	165.3	1:46.949
3	40.191	158.3	37.231	189.1	30.244	164.8	1:47.666								
4	40.213	161.1	37.517	189.1	30.035	165.6	1:47.765								
9 ZANARDI ITA BMW 320si															
1	12:57.890	155.8	38.975	186.8	31.542	162.8	14:08.407	4	40.285	158.1	37.196	187.8	30.186	163.8	1:47.667
2	40.975	157.2	37.574	187.8	30.617	164.1	1:49.166	5	40.281	157.4	37.403	187.5	30.246	163.1	1:47.930
3	40.373	158.3	37.401	188.1	30.249	164.3	1:48.023								
11 HUFF GBR Chevrolet Cruze															
1	15:22.165	159.0	38.001	185.5	30.388	167.1	16:30.554								
2	39.529	161.4	36.571	191.4	29.426	159.0	1:45.526								
14 LARINI ITA Chevrolet Cruze															
1	15:03.145	156.7	38.280	134.8	34.258	165.6	16:15.683	4	38.580	161.1	35.754	192.1	29.292	167.9	1:43.626
2	40.022	160.4	36.757	191.4	30.092	166.6	1:46.871								
3	38.988	163.3	36.505	188.4	29.035	167.9	1:44.528								
18 LAGEN NED LADA Priora															
1	12:15.474	151.4	40.653	164.3	32.314	161.4	13:28.441	4	39.784	160.0	36.132	190.1	28.936	165.8	1:44.852
2	43.617	148.5	39.968	174.1	31.489	163.3	1:55.074	5	38.702	161.6	35.478	190.1	28.127	166.1	1:42.307
3	40.784	160.0	37.475	183.9	30.186	165.1	1:48.445								



Weather/Track: Cloud 14°/Wet 16°



Circuit Length - 3.696 kilometres
Motorsport Arena
Oschersleben

2009 FIA World Touring Car Championship Qualifying 2 - Sector Analysis Report

Lap	S1 Time	S1 Spd	S2 Time	S2 Spd	S3 Time	S3 Spd	Lap Time Pit	Lap	S1 Time	S1 Spd	S2 Time	S2 Spd	S3 Time	S3 Spd	Lap Time Pit
21 CORONEL								NED SEAT Leon							
1	11:50.707	154.0	37.946	187.1	31.198	162.6	12:59.851	4	40.277	158.5	37.039	184.9	29.853	162.4	1:47.169
2	41.256	155.6	37.899	185.2	30.591	162.4	1:49.746	5	40.063	156.2	36.564	185.8	29.477	162.1	1:46.104
3	40.930	156.2	37.572	184.9	30.310	162.6	1:48.812								
28 COLAK								CRO SEAT Leon							
1	16:09.902	158.3	38.276	180.6	30.672	165.8	17:18.850	3	38.435	160.9	35.329	191.8	27.928	168.2	1:41.692
2	40.033	159.7	35.570	190.8	29.230	168.2	1:44.833								



Weather/Track: Cloud 14° /Wet 16°



Circuit Length - 3.696 kilometres
Motorsport Arena
Oschersleben

2009 FIA World Touring Car Championship Qualifying 2 - Best Sector Speeds Report

SECTOR 1				SECTOR 2				SECTOR 3				
POS	NO	NAME	SPEED	LAP	NO	NAME	SPEED	LAP	NO	NAME	SPEED	LAP
1	2	TARQUINI	165.3	6	2	TARQUINI	196.3	6	2	TARQUINI	172.5	6
2	14	LARINI	163.3	3	3	RYDELL	193.8	5	3	RYDELL	169.0	4
3	3	RYDELL	162.6	5	14	LARINI	192.1	4	28	COLAK	168.2	2
4	18	LAGEN	161.6	5	28	COLAK	191.8	3	14	LARINI	167.9	3
5	11	HUFF	161.4	2	11	HUFF	191.4	2	11	HUFF	167.1	1
6	8	FARFUS	161.1	4	7	MULLER	190.1	5	7	MULLER	166.1	3
7	28	COLAK	160.9	3	8	FARFUS	190.1	5	18	LAGEN	166.1	5
8	7	MULLER	160.2	4	18	LAGEN	190.1	4	8	FARFUS	165.6	1
9	21	CORONEL	158.5	4	9	ZANARDI	188.1	3	9	ZANARDI	164.3	3
10	9	ZANARDI	158.3	3	21	CORONEL	187.1	1	21	CORONEL	162.6	1



Weather/Track: Cloud 14° /Wet 16°



Circuit Length - 3.696 kilometres
Motorsport Arena
Oschersleben

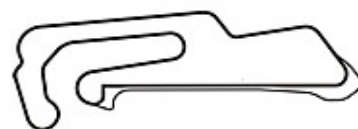
2009 FIA World Touring Car Championship Qualifying 2 - Best Sector Times Report

POS	NO	SECTOR 1		SECTOR 2		SECTOR 3		IDEAL/BEST LAP COMPARISON							
		TIME	LAP	NO	TIME	LAP	NO	TIME	LAP	NO	NAME	IDEAL	BEST	LAP	DIFF
1	2	37.859	6	2	34.474	6	2	27.533	6	2	TARQUINI	1:39.866	1:39.866	6	+ 0.000
2	28	38.435	3	28	35.329	3	28	27.928	3	28	COLAK	1:41.692	1:41.692	3	+ 0.000
3	14	38.580	4	18	35.478	5	3	28.064	5	3	RYDELL	1:42.192	1:42.192	5	+ 0.000
4	3	38.606	5	3	35.522	5	18	28.127	5	18	LAGEN	1:42.307	1:42.307	5	+ 0.000
5	18	38.702	5	14	35.754	4	14	29.035	3	14	LARINI	1:43.369	1:43.626	4	+ 0.257
6	7	39.522	5	21	36.564	5	11	29.426	2	11	HUFF	1:45.526	1:45.526	2	+ 0.000
7	11	39.529	2	11	36.571	2	21	29.477	5	21	CORONEL	1:46.104	1:46.104	5	+ 0.000
8	8	39.764	5	7	36.808	6	8	29.703	5	7	MULLER	1:46.108	1:46.249	5	+ 0.141
9	21	40.063	5	8	37.000	6	7	29.778	5	8	FARFUS	1:46.467	1:46.481	5	+ 0.014
10	9	40.281	5	9	37.196	4	9	30.186	4	9	ZANARDI	1:47.663	1:47.667	4	+ 0.004

'Perfect Lap' - 1:39.866



Weather/Track: Cloud 14° /Wet 16°



Circuit Length - 3.696 kilometres
Motorsport Arena
Oschersleben

**2009 FIA World Touring Car Championship
COMBINED QUALIFYING - RESULT**

POS	NO	CLS	DRIVER	NAT	CAR	Q1	Q2
1	2		Gabriele TARQUINI	ITA	SEAT Leon TDI	1:41.478	1:39.866
2	28	I	Marin COLAK	CRO	SEAT Leon	1:42.321	1:41.692
3	3		Rickard RYDELL	SWE	SEAT Leon TDI	1:42.073	1:42.192
4	18		Jaap van LAGEN	NED	LADA Priora	1:42.294	1:42.307
5	14		Nicola LARINI	ITA	Chevrolet Cruze	1:41.804	1:43.626
6	11		Robert HUFF	GBR	Chevrolet Cruze	1:41.891	1:45.526
7	21	I	Tom CORONEL	NED	SEAT Leon	1:41.490	1:46.104
8	7		Jorg MULLER	GER	BMW 320si	1:41.626	1:46.249
9	8		Augusto FARFUS	BRA	BMW 320si	1:41.629	1:46.481
10	9		Alessandro ZANARDI	ITA	BMW 320si	1:42.916	1:47.667
11	10		Sergio HERNANDEZ	ESP	BMW 320si	1:43.034	
12	27	I	Stefano D'ASTE	ITA	BMW 320si	1:43.108	
13	23	I	Felix PORTEIRO	ESP	BMW 320si	1:43.140	
14	25	I	Franz ENGSTLER	GER	BMW 320si	1:43.183	
15	6		Andy PRIAULX	GBR	BMW 320si	1:43.533	
16	22	I	Tom BOARDMAN	GBR	SEAT Leon	1:43.987	
17	1		Yvan MULLER	FRA	SEAT Leon TDI	1:44.198	
18	42	I	Michel NYKJAER	DEN	Chevrolet Lacetti	1:44.204	
19	12		Alain MENU	SUI	Chevrolet Cruze	1:44.259	
20	43	I	Jason WATT	DEN	SEAT Leon	1:44.273	
21	41	I	Jean-Marie CLAIRET	FRA	SEAT Leon	1:44.407	
22	4		Jordi GENE	ESP	SEAT Leon TDI	1:44.705	
23	26	I	Kristian POULSEN	DEN	BMW 320si	1:44.759	
24	38	I	Philip GEIPEL	GER	BMW 320si	1:45.476	
25	20		Viktor SHAPOLAVOV	RUS	LADA Priora	1:45.521	
26	5		Tiago MONTEIRO	POR	SEAT Leon TDI	1:46.127	
QUALIFICATION MAXIMA						1:48.581	
	19		Kirill LADYGIN	RUS	LADA Priora	1:48.959	

Oschersleben

Subject to technical scrutineering. For Media Information Purposes - No Regulatory Value.

Circuit Length = 3.6960 km.

Weather/Track: Cloud 14°/Wet 18°

Start: 15:15 End: 15:50

Steward:	Steward:	Steward:	Issued at:
----------	----------	----------	------------

**2009 FIA World Touring Car Championship
WARM UP**

POS	NO	CLS	DRIVER	NAT	CAR	TIME	LAPS	GAP	KPH
1	6		Andy PRIAULX	GBR	BMW 320si	1:36.577	9		137.77
2	7		Jorg MULLER	GER	BMW 320si	1:36.639	10	0.062	137.68
3	8		Augusto FARFUS	BRA	BMW 320si	1:36.665	9	0.088	137.64
4	1		Yvan MULLER	FRA	SEAT Leon TDI	1:36.796	8	0.219	137.46
5	2		Gabriele TARQUINI	ITA	SEAT Leon TDI	1:36.860	9	0.283	137.36
6	3		Rickard RYDELL	SWE	SEAT Leon TDI	1:37.037	8	0.460	137.11
7	4		Jordi GENE	ESP	SEAT Leon TDI	1:37.048	8	0.471	137.10
8	5		Tiago MONTEIRO	POR	SEAT Leon TDI	1:37.098	10	0.521	137.03
9	9		Alessandro ZANARDI	ITA	BMW 320si	1:37.198	9	0.621	136.89
10	23	I	Felix PORTEIRO	ESP	BMW 320si	1:37.211	9	0.634	136.87
11	25	I	Franz ENGSTLER	GER	BMW 320si	1:37.229	6	0.652	136.84
12	12		Alain MENU	SUI	Chevrolet Cruze	1:37.382	10	0.805	136.63
13	27	I	Stefano D'ASTE	ITA	BMW 320si	1:37.455	9	0.878	136.53
14	21	I	Tom CORONEL	NED	SEAT Leon	1:37.484	10	0.907	136.49
15	28	I	Marin COLAK	CRO	SEAT Leon	1:37.551	5	0.974	136.39
16	22	I	Tom BOARDMAN	GBR	SEAT Leon	1:37.626	7	1.049	136.29
17	14		Nicola LARINI	ITA	Chevrolet Cruze	1:37.699	9	1.122	136.19
18	10		Sergio HERNANDEZ	ESP	BMW 320si	1:37.727	8	1.150	136.15
19	11		Robert HUFF	GBR	Chevrolet Cruze	1:37.836	9	1.259	135.99
20	18		Jaap van LAGEN	NED	LADA Priora	1:38.009	8	1.432	135.75
21	42	I	Michel NYKJAER	DEN	Chevrolet Lacetti	1:38.021	10	1.444	135.74
22	38	I	Philip GEIPEL	GER	BMW 320si	1:38.265	9	1.688	135.40
23	43	I	Jason WATT	DEN	SEAT Leon	1:38.356	7	1.779	135.28
24	26	I	Kristian POULSEN	DEN	BMW 320si	1:38.572	9	1.995	134.98
25	41	I	Jean-Marie CLAIRET	FRA	SEAT Leon	1:38.627	8	2.050	134.90
26	20		Viktor SHAPOLAVOV	RUS	LADA Priora	1:39.340	7	2.763	133.94
27	19		Kirill LADYGIN	RUS	LADA Priora	1:40.307	8	3.730	132.64

Oschersleben

For Media Information Purposes - No Regulatory Value.

Circuit Length = 3.6960 km.

Weather/Track: Cloud 14°/Dry 15°

Start: 9:15 End: 9:30

Race Director:	Steward:	Timekeeper:	Issued at:
----------------	----------	-------------	------------

2009 FIA World Touring Car Championship

Warm-Up - Sector Analysis Report

Lap S1 Time S1 Spd S2 Time S2 Spd S3 Time S3 Spd Lap Time Pit Lap S1 Time S1 Spd S2 Time S2 Spd S3 Time S3 Spd Lap Time Pit

1 MULLER					FRA		SEAT Leon TDI								
1	10:52.413	156.2	36.054	185.2	41.978	12:10.445 Pit	6	36.691	165.8	33.135	198.8	27.380	172.5	1:37.206	
2	2:19.076	163.1	33.690	194.5	27.809	170.8	3:20.575	7	36.778	166.4	33.248	198.8	27.337	172.8	1:37.363
3	36.677	164.6	32.955	197.0	27.164	171.4	1:36.796	8	37.023	167.4	33.300	198.8	27.499	171.9	1:37.822
4	36.917	166.4	32.960	197.4	27.161	171.9	1:37.038								
5	36.580	166.1	33.122	197.4	27.376	172.2	1:37.078								

2 TARQUINI					ITA		SEAT Leon TDI								
1	10:50.187	160.7	33.440	192.5	42.853	12:06.480 Pit	6	36.735	167.9	32.989	197.8	27.229	172.2	1:36.953	
2	2:43.637	162.1	35.491	192.5	30.499	151.0	3:49.627	7	36.720	167.9	32.974	197.8	27.338	173.3	1:37.032
3	37.917	163.3	33.098	193.5	27.454	169.8	1:38.469	8	36.656	169.8	33.200	199.6	27.700	171.9	1:37.556
4	36.766	167.1	32.968	197.4	27.126	172.2	1:36.860	9	37.354	163.6	33.347	192.1	1:04.492		2:15.193 Pit
5	36.672	168.4	32.894	200.0	27.374	171.9	1:36.940								

3 RYDELL					SWE		SEAT Leon TDI								
1	10:53.678	160.2	36.162	180.6	43.365	12:13.205 Pit	6	36.666	165.8	33.086	198.5	27.285	172.5	1:37.037	
2	2:40.505	161.9	34.428	194.5	38.041	129.6	3:52.974	7	36.907	167.7	33.092	197.8	27.406	170.3	1:37.405
3	44.598	138.8	36.853	194.2	27.606	171.4	1:49.057	8	37.197	161.9	33.301	193.5	34.103	124.7	1:44.601
4	36.815	166.4	33.017	197.0	27.225	171.4	1:37.057								
5	36.745	164.8	33.076	197.0	27.248	171.1	1:37.069								

4 GENE					ESP		SEAT Leon TDI								
1	11:00.221	146.3	36.577	152.3	44.232	12:21.030 Pit	6	36.811	166.9	32.963	197.4	27.274	171.1	1:37.048	
2	2:38.856	157.2	35.737	191.8	29.017	164.1	3:43.610	7	36.867	166.6	33.026	198.8	27.432	173.3	1:37.325
3	39.931	131.2	35.302	191.1	28.589	171.4	1:43.822	8	36.668	169.2	33.084	200.0	28.910	165.8	1:38.662
4	36.807	167.1	33.045	198.8	27.377	173.3	1:37.229								
5	37.481	166.1	33.877	197.0	27.382	171.7	1:38.740								

5 MONTEIRO					POR		SEAT Leon TDI								
1	10:50.883	156.7	34.842	190.1	28.656	168.4	11:54.381	7	36.778	165.6	33.375	194.5	27.726	170.8	1:37.879
2	37.413	163.3	33.443	194.9	27.466	170.0	1:38.322	8	37.829	165.3	33.380	195.6	27.709	170.6	1:38.918
3	36.623	166.1	33.112	196.7	27.363	169.5	1:37.098	9	36.915	166.1	33.471	195.6	27.693	170.0	1:38.079
4	36.923	166.4	33.462	197.8	27.606	171.1	1:37.991	10	37.352	163.8	33.664	194.2	44.583		1:55.599 Pit
5	36.600	166.1	33.296	196.7	27.416	170.6	1:37.312								
6	36.735	165.6	33.346	196.3	27.498	170.0	1:37.579								

6 PRIAULX					GBR		BMW 320Si								
1	11:01.007	161.6	34.630	192.8	27.171	169.8	12:02.808	6	36.690	163.1	33.040	195.2	27.148	170.0	1:36.878
2	37.120	154.7	33.074	196.0	27.105	169.8	1:37.299	7	36.670	164.1	32.743	196.3	27.164	170.0	1:36.577
3	36.637	163.8	32.864	196.7	27.192	169.5	1:36.693	8	36.722	164.6	32.869	198.1	27.371	170.0	1:36.962
4	36.699	164.6	33.121	196.0	27.198	169.8	1:37.018	9	36.927	164.6	32.806	197.0	27.311	170.3	1:37.044
5	36.617	164.1	32.945	195.6	27.126	170.0	1:36.688								



Weather/Track: Cloud 14°/Dry 15°

Circuit Length - 3.696 kilometres
Motorsport Arena
Oschersleben

Printed at 09:38, Sunday, 06 September, 2009

© MST Systems Ltd, 2005 (www.mstworld.com)

Page 1

2009 FIA World Touring Car Championship

Warm-Up - Sector Analysis Report

Lap	S1 Time	S1 Spd	S2 Time	S2 Spd	S3 Time	S3 Spd	Lap Time	Pit	Lap	S1 Time	S1 Spd	S2 Time	S2 Spd	S3 Time	S3 Spd	Lap Time	Pit
7 MULLER GER BMW 320si																	
1	11:11.023	142.6	33.936	195.6	27.680	170.3	12:12.639		7	36.747	163.8	32.962	198.5	27.084	170.8	1:36.793	
2	36.946	163.8	32.900	196.7	27.148	170.0	1:36.994		8	36.860	164.6	33.098	196.7	27.270	169.8	1:37.228	
3	36.618	164.1	32.943	197.4	27.078	169.8	1:36.639		9	36.926	164.8	33.282	194.9	27.220	170.0	1:37.428	
4	36.608	164.8	33.022	197.8	27.210	170.6	1:36.840		10	46.283	95.5	48.120	78.3	1:07.678		2:42.081	Pit
5	36.592	164.6	33.067	197.0	27.125	170.3	1:36.784										
6	36.895	163.6	33.748	194.5	28.159	171.4	1:38.802										
8 FARFUS BRA BMW 320si																	
1	11:07.123	160.9	33.677	196.0	27.336	170.6	12:08.136		6	36.802	162.8	32.901	196.0	27.143	169.0	1:36.846	
2	36.770	163.1	32.924	196.3	27.024	170.6	1:36.718		7	36.762	163.8	32.954	195.6	27.238	169.8	1:36.954	
3	36.685	163.6	32.829	197.0	27.151	169.8	1:36.665		8	36.904	164.1	33.204	195.2	31.584	142.1	1:41.692	
4	36.693	164.3	33.111	195.6	36.969		1:46.773	Pit	9	39.291	164.1	33.855	183.3	46.652		1:59.798	Pit
5	3:04.437	90.3	34.294	195.6	27.203	169.5	4:05.934										
9 ZANARDI ITA BMW 320si																	
1	11:02.435	162.1	34.307	195.6	28.596	169.8	12:05.338		6	36.898	163.3	36.927	162.6	28.517	167.9	1:42.342	
2	36.965	164.6	33.192	196.3	27.292	169.8	1:37.449		7	37.011	162.1	33.426	194.2	27.392	167.7	1:37.829	
3	36.957	162.4	33.101	195.6	27.140	169.0	1:37.198		8	38.184	163.6	33.642	194.5	29.207	168.4	1:41.033	
4	36.767	163.8	33.366	194.5	27.211	169.2	1:37.344		9	37.112	163.8	33.130	194.5	27.255	168.7	1:37.497	
5	36.891	160.7	33.243	194.9	27.246	169.0	1:37.380										
10 HERNANDEZ ESP BMW 320si																	
1	11:01.904	153.8	34.338	196.7	28.015	169.2	12:04.257		6	37.037	164.3	33.135	194.9	27.555	168.4	1:37.727	
2	37.285	163.6	33.299	195.6	27.416	170.0	1:38.000		7	37.276	163.3	33.087	194.9	27.557	169.5	1:37.920	
3	37.617	156.7	33.445	197.8	27.314	171.1	1:38.376		8	37.838	162.6	33.962	192.1	1:04.802		2:16.602	Pit
4	36.915	164.1	36.190	161.9	42.467		1:55.572	Pit									
5	4:01.352	162.8	33.385	192.1	27.660	170.6	5:02.397										
11 HUFF GBR Chevrolet Cruze																	
1	11:12.525	158.8	34.116	188.4	41.847		12:28.488	Pit	6	37.224	163.1	33.367	194.9	27.486	169.0	1:38.077	
2	2:20.838	161.9	33.802	194.2	27.508	169.0	3:22.148		7	37.353	162.1	33.519	193.8	27.559	168.7	1:38.431	
3	37.109	162.1	33.311	194.9	27.416	168.4	1:37.836		8	37.156	162.8	33.451	195.2	27.865	155.6	1:38.472	
4	37.419	161.1	33.402	193.5	27.559	168.7	1:38.380		9	39.039	164.6	33.637	193.8	1:03.781		2:16.457	Pit
5	37.198	162.4	33.385	194.5	27.477	168.4	1:38.060										
12 MENU SUI Chevrolet Cruze																	
1	11:14.176	157.8	34.784	173.6	28.095	167.9	12:17.055		7	37.092	162.6	33.229	194.2	27.404	168.7	1:37.725	
2	37.105	162.8	33.258	193.5	27.431	167.9	1:37.794		8	37.077	164.1	33.301	194.5	27.442	168.7	1:37.820	
3	36.956	163.1	33.241	194.9	27.417	168.2	1:37.614		9	37.130	164.3	33.914	193.2	27.593	168.7	1:38.637	
4	36.849	163.1	33.176	194.9	27.357	168.7	1:37.382		10	38.375	161.1	34.196	193.5	45.579		1:58.150	Pit
5	37.127	164.1	33.239	194.9	27.451	168.2	1:37.817										
6	37.078	163.3	33.398	193.8	27.522	168.4	1:37.998										



Weather/Track: Cloud 14° / Dry 15°



Circuit Length - 3.696 kilometres
Motorsport Arena
Oschersleben

2009 FIA World Touring Car Championship

Warm-Up - Sector Analysis Report

Lap S1 Time S1 Spd S2 Time S2 Spd S3 Time S3 Spd Lap Time Pit Lap S1 Time S1 Spd S2 Time S2 Spd S3 Time S3 Spd Lap Time Pit

14 LARINI					ITA Chevrolet Cruze										
1	11:55.340	159.7	35.419	191.8	28.640	167.9	12:59.399	6	37.180	163.1	33.528	194.2	27.289	168.2	1:37.997
2	37.406	162.6	33.186	193.8	27.220	167.1	1:37.812	7	37.431	163.3	35.040	137.4	28.140	167.9	1:40.611
3	37.045	163.1	33.415	192.1	27.477	167.9	1:37.937	8	37.418	162.8	33.403	194.9	27.422	167.9	1:38.243
4	37.076	163.3	33.315	194.5	27.308	167.9	1:37.699	9	38.056	163.1	34.815	165.8	47.303		2:00.174 Pit
5	37.523	161.9	34.949	161.4	28.023	168.2	1:40.495								

18 LAGEN					NED LADA Priora										
1	11:15.216	163.8	36.104	162.6	28.592	168.7	12:19.912	6	37.281	163.1	33.772	194.5	37.215		1:48.268 Pit
2	37.207	164.3	33.546	194.5	27.403	167.9	1:38.156	7	3:38.419	164.1	33.468	194.5	27.597	167.4	4:39.484
3	37.130	162.8	33.378	193.5	27.816	169.2	1:38.324	8	40.848	138.4	36.777	173.6	54.738		2:12.363 Pit
4	37.187	164.3	33.368	194.9	27.610	168.4	1:38.165								
5	37.129	163.8	33.270	195.6	27.610	168.2	1:38.009								

19 LADYGIN					RUS LADA Priora										
1	11:14.769	160.2	35.001	154.2	28.551	168.2	12:18.321	6	38.062	162.4	34.160	193.2	28.085	168.4	1:40.307
2	38.273	163.1	34.127	166.1	28.123	166.9	1:40.523	7	38.150	163.8	34.284	192.8	28.057	167.7	1:40.491
3	37.999	163.3	35.767	164.1	40.945		1:54.711 Pit	8	37.624	163.6	35.026	193.8	31.832	139.7	1:44.482
4	2:29.393	164.8	33.806	193.5	28.207	167.7	3:31.406								
5	37.925	162.8	35.124	194.2	27.871	169.5	1:40.920								

20 SHAPOLAVOV					RUS LADA Priora										
1	11:33.756	161.4	35.187	188.4	28.391	168.2	12:37.334	5	3:10.734	162.8	34.027	192.8	27.716	167.1	4:12.477
2	37.928	163.8	33.898	193.2	27.919	165.8	1:39.745	6	37.603	163.1	33.714	193.2	28.023	166.1	1:39.340
3	37.725	162.8	34.300	194.2	28.568	166.6	1:40.593	7	37.757	162.1	33.963	191.4	3:55.804		5:07.524 Pit
4	37.801	162.6	33.942	172.2	47.091		1:58.834 Pit								

21 CORONEL					NED SEAT Leon					I					
1	11:23.561	161.1	33.855	194.9	28.018	170.3	12:25.434	7	37.990	162.8	33.326	193.8	27.220	169.5	1:38.536
2	37.222	164.6	33.109	194.5	27.393	170.8	1:37.724	8	36.976	163.6	33.229	195.2	27.279	168.2	1:37.484
3	36.814	164.3	33.418	194.9	27.676	169.5	1:37.908	9	37.115	163.6	33.137	196.3	40.096	131.7	1:50.348
4	36.819	164.3	33.621	194.9	27.375	168.4	1:37.815	10	43.965	126.4	39.926	156.2	54.614		2:18.505 Pit
5	36.963	163.1	33.122	194.2	27.554	167.1	1:37.639								
6	37.134	162.8	33.268	195.6	27.397	168.7	1:37.799								

22 BOARDMAN					GBR SEAT Leon					I					
1	11:58.195	158.8	34.515	195.2	27.373	170.3	13:00.083	5	37.105	164.6	33.757	196.3	27.543	170.3	1:38.405
2	37.125	164.8	33.154	196.7	27.347	169.0	1:37.626	6	37.532	163.6	33.743	195.2	27.658	168.4	1:38.933
3	37.040	164.6	33.260	196.7	38.911		1:49.211 Pit	7	37.783	165.8	33.452	197.0	27.395	170.8	1:38.630
4	2:59.200	163.3	33.404	196.0	27.253	169.8	3:59.857								



Weather/Track: Cloud 14° /Dry 15°



Circuit Length - 3.696 kilometres
Motorsport Arena
Oschersleben

2009 FIA World Touring Car Championship

Warm-Up - Sector Analysis Report

Lap	S1 Time	S1 Spd	S2 Time	S2 Spd	S3 Time	S3 Spd	Lap Time	Pit	Lap	S1 Time	S1 Spd	S2 Time	S2 Spd	S3 Time	S3 Spd	Lap Time	Pit	
23 PORTEIRO									ESP BMW 320si									I
1	11:19.123	159.7	34.259	197.0	28.142	170.3	12:21.524		6	37.211	162.6	33.355	196.0	27.513	170.6	1:38.079		
2	36.806	162.6	33.009	197.0	27.553	170.6	1:37.368		7	36.994	162.6	33.247	196.7	27.240	169.8	1:37.481		
3	36.988	162.8	33.015	198.1	27.304	169.0	1:37.307		8	37.028	163.1	33.333	197.8	27.563	170.8	1:37.924		
4	36.804	162.6	33.130	195.6	27.277	169.2	1:37.211		9	37.022	163.8	33.253	196.7	27.313	167.7	1:37.588		
5	36.859	162.8	33.269	194.9	27.286	169.5	1:37.414											
25 ENGSTLER									GER BMW 320si									I
1	11:39.900	147.5	35.829	192.1	28.122	169.2	12:43.851		5	36.825	164.1	33.116	196.0	27.443	169.8	1:37.384		
2	37.226	164.1	32.909	195.6	27.094	169.0	1:37.229		6	37.179	162.4	33.792	194.5	45.666		1:56.637	Pit	
3	36.899	164.3	33.167	195.2	27.666	170.8	1:37.732											
4	37.096	164.3	33.531	196.0	27.340	170.3	1:37.967											
26 POULSEN									DEN BMW 320si									I
1	11:18.291	151.0	34.885	193.2	29.139	169.0	12:22.315		6	39.257	160.9	33.809	193.8	27.902	166.6	1:40.968		
2	37.706	163.3	33.475	194.9	27.391	168.7	1:38.572		7	38.071	163.8	33.456	195.2	27.440	167.9	1:38.967		
3	37.116	162.8	34.635	195.6	27.615	167.4	1:39.366		8	37.116	163.8	33.459	194.9	32.499	136.7	1:43.074		
4	37.370	162.6	34.700	150.2	45.918		1:57.988	Pit	9	39.123	161.4	33.970	193.8	58.379		2:11.472	Pit	
5	2:49.168	136.8	40.900	150.6	31.419	164.3	4:01.487											
27 D'ASTE									ITA BMW 320si									I
1	11:21.189	160.9	34.516	192.1	30.534	170.0	12:26.239		6	37.001	163.1	33.173	197.4	27.745	169.0	1:37.919		
2	37.150	163.3	32.956	196.7	27.349	169.8	1:37.455		7	37.016	163.6	33.366	196.0	27.458	168.7	1:37.840		
3	36.997	162.6	33.319	197.8	27.416	170.0	1:37.732		8	36.910	163.8	33.173	196.3	27.397	169.0	1:37.480		
4	37.610	164.3	33.660	193.8	27.650	167.9	1:38.920		9	36.896	163.8	33.142	196.3	27.512	167.7	1:37.550		
5	37.097	162.4	33.286	194.5	27.271	169.2	1:37.654											
28 COLAK									CRO SEAT Leon									I
1	11:30.427	160.9	34.394	193.2	27.991	169.0	12:32.812		4	45.601	138.6	39.573	158.1	53.654		2:18.828	Pit	
2	37.184	163.1	33.041	194.5	27.326	169.2	1:37.551		5	2:47.727	137.4	41.720	159.7	55.779		4:25.226	Pit	
3	37.283	163.3	38.638	135.0	36.906	129.6	1:52.827											
38 GEIPEL									GER BMW 320si									I
1	11:20.479	146.9	34.843	191.8	27.728	169.2	12:23.050		6	37.426	163.3	33.442	195.2	27.464	167.4	1:38.332		
2	37.508	162.1	33.593	194.9	27.398	168.2	1:38.499		7	37.162	162.8	33.417	193.5	27.686	167.1	1:38.265		
3	37.189	162.1	36.269	195.6	39.526		1:52.984	Pit	8	37.445	161.6	33.856	193.2	28.468	165.1	1:39.769		
4	2:14.119	162.4	33.486	193.5	27.662	166.9	3:15.267		9	40.446	125.5	40.055	155.8	56.236		2:16.737	Pit	
5	37.351	163.1	33.538	193.2	27.766	164.6	1:38.655											
41 CLAIRET									FRA SEAT Leon									I
1	11:25.976	160.9	35.027	193.8	28.322	168.4	12:29.325		6	3:06.342	162.8	34.298	156.2	28.014	168.2	4:08.654		
2	37.503	163.1	33.916	194.5	27.763	168.4	1:39.182		7	37.588	163.8	41.621	152.5	29.571	167.4	1:48.780		
3	37.470	162.8	33.490	196.0	27.667	167.9	1:38.627		8	40.403	163.1	37.239	154.2	1:09.572		2:27.214	Pit	
4	37.611	162.4	36.069	144.3	29.053	167.7	1:42.733											
5	38.920	161.6	34.648	195.6	41.424		1:54.992	Pit										



Weather/Track: Cloud 14° / Dry 15°



Circuit Length - 3.696 kilometres
Motorsport Arena
Oschersleben

2009 FIA World Touring Car Championship

Warm-Up - Sector Analysis Report

Lap	S1 Time	S1 Spd	S2 Time	S2 Spd	S3 Time	S3 Spd	Lap Time	Pit	Lap	S1 Time	S1 Spd	S2 Time	S2 Spd	S3 Time	S3 Spd	Lap Time	Pit
42 NYKJAER									DEN Chevrolet Lacetti								
1	11:41.485	153.8	36.286	190.4	28.514	170.6	12:46.285		7	37.496	159.5	33.661	193.8	27.589	169.0	1:38.746	
2	37.387	160.9	34.524	196.0	27.272	169.8	1:39.183		8	37.340	160.9	33.664	194.2	27.880	167.9	1:38.884	
3	37.128	164.1	34.739	195.6	27.549	169.5	1:39.416		9	37.479	163.6	33.471	194.9	28.509	165.1	1:39.459	
4	37.228	161.6	33.293	196.0	27.500	169.2	1:38.021		10	38.099	163.3	33.617	194.9	58.775		2:10.491	Pit
5	37.270	162.1	33.461	196.0	27.438	169.0	1:38.169										
6	37.351	160.7	33.517	194.5	27.711	169.0	1:38.579										
43 WATT									DEN SEAT Leon								
1	11:31.618	163.1	34.389	195.6	28.590	170.3	12:34.597		5	37.559	163.1	33.859	193.2	39.168		1:50.586	Pit
2	37.271	164.8	33.773	195.2	27.566	168.7	1:38.610		6	3:01.980	163.8	34.036	194.9	27.517	168.2	4:03.533	
3	37.864	164.3	47.581	186.5	27.872	169.8	1:53.317		7	37.460	164.6	34.743	193.8	27.746	167.4	1:39.949	
4	37.471	164.6	33.493	195.2	27.392	169.0	1:38.356										



Weather/Track: Cloud 14° /Dry 15°



Circuit Length - 3.696 kilometres
Motorsport Arena
Oschersleben

2009 FIA World Touring Car Championship Warm-Up - Best Sector Speeds Report

SECTOR 1				SECTOR 2				SECTOR 3				
POS	NO	NAME	SPEED	LAP	NO	NAME	SPEED	LAP	NO	NAME	SPEED	LAP
1	2	TARQUINI	169.8	8	2	TARQUINI	200.0	5	2	TARQUINI	173.3	7
2	4	GENE	169.2	8	4	GENE	200.0	8	4	GENE	173.3	4
3	3	RYDELL	167.7	7	1	MULLER	198.8	6	1	MULLER	172.8	7
4	1	MULLER	167.4	8	3	RYDELL	198.5	6	3	RYDELL	172.5	6
5	5	MONTEIRO	166.4	4	7	MULLER	198.5	7	7	MULLER	171.4	6
6	22	BOARDMAN	165.8	7	6	PRIAULX	198.1	8	5	MONTEIRO	171.1	4
7	7	MULLER	164.8	4	23	PORTEIRO	198.1	3	10	HERNANDEZ	171.1	3
8	19	LADYGIN	164.8	4	5	MONTEIRO	197.8	4	21	CORONEL	170.8	2
9	43	WATT	164.8	2	10	HERNANDEZ	197.8	3	22	BOARDMAN	170.8	7
10	6	PRIAULX	164.6	4	27	D'ASTE	197.8	3	23	PORTEIRO	170.8	8
11	9	ZANARDI	164.6	2	8	FARFUS	197.0	3	25	ENGSTLER	170.8	3
12	11	HUFF	164.6	9	22	BOARDMAN	197.0	7	8	FARFUS	170.6	1
13	21	CORONEL	164.6	2	9	ZANARDI	196.3	2	42	NYKJAER	170.6	1
14	8	FARFUS	164.3	4	21	CORONEL	196.3	9	6	PRIAULX	170.3	9
15	10	HERNANDEZ	164.3	6	25	ENGSTLER	196.0	4	43	WATT	170.3	1
16	12	MENU	164.3	9	41	CLAIRET	196.0	3	27	D'ASTE	170.0	1
17	18	LAGEN	164.3	2	42	NYKJAER	196.0	2	9	ZANARDI	169.8	1
18	25	ENGSTLER	164.3	3	18	LAGEN	195.6	5	19	LADYGIN	169.5	5
19	27	D'ASTE	164.3	4	26	POULSEN	195.6	3	18	LAGEN	169.2	3
20	42	NYKJAER	164.1	3	38	GEIPEL	195.6	3	28	COLAK	169.2	2
21	20	SHAPOLAVOV	163.8	2	43	WATT	195.6	1	38	GEIPEL	169.2	1
22	23	PORTEIRO	163.8	9	11	HUFF	195.2	8	11	HUFF	169.0	2
23	26	POULSEN	163.8	7	12	MENU	194.9	3	26	POULSEN	169.0	1
24	41	CLAIRET	163.8	7	14	LARINI	194.9	8	12	MENU	168.7	4
25	14	LARINI	163.3	4	28	COLAK	194.5	2	41	CLAIRET	168.4	1
26	28	COLAK	163.3	3	19	LADYGIN	194.2	5	14	LARINI	168.2	5
27	38	GEIPEL	163.3	6	20	SHAPOLAVOV	194.2	3	20	SHAPOLAVOV	168.2	1



Weather/Track: Cloud 14° /Dry 15°



Circuit Length - 3.696 kilometres
Motorsport Arena
Oschersleben

2009 FIA World Touring Car Championship Warm-Up - Best Sector Times Report

POS	NO	SECTOR 1		SECTOR 2		SECTOR 3		IDEAL/BEST LAP COMPARISON							
		TIME	LAP	NO	TIME	LAP	NO	TIME	LAP	NO	NAME	IDEAL	BEST	LAP	DIFF
1	1	36.580	5	6	32.743	7	8	27.024	2	6	PRIAULX	1:36.465	1:36.577	7	+ 0.112
2	7	36.592	5	8	32.829	3	7	27.078	3	8	FARFUS	1:36.538	1:36.665	3	+ 0.127
3	5	36.600	5	2	32.894	5	25	27.094	2	7	MULLER	1:36.570	1:36.639	3	+ 0.069
4	6	36.617	5	7	32.900	2	6	27.105	2	2	TARQUINI	1:36.676	1:36.860	4	+ 0.184
5	2	36.656	8	25	32.909	2	2	27.126	4	1	MULLER	1:36.696	1:36.796	3	+ 0.100
6	3	36.666	6	1	32.955	3	9	27.140	3	25	ENGSTLER	1:36.828	1:37.229	2	+ 0.401
7	4	36.668	8	27	32.956	2	1	27.161	4	4	GENE	1:36.905	1:37.048	6	+ 0.143
8	8	36.685	3	4	32.963	6	14	27.220	2	3	RYDELL	1:36.908	1:37.037	6	+ 0.129
9	9	36.767	4	23	33.009	2	21	27.220	7	9	ZANARDI	1:37.008	1:37.198	3	+ 0.190
10	23	36.804	4	3	33.017	4	3	27.225	4	23	PORTEIRO	1:37.053	1:37.211	4	+ 0.158
11	21	36.814	3	28	33.041	2	23	27.240	7	5	MONTEIRO	1:37.075	1:37.098	3	+ 0.023
12	25	36.825	5	10	33.087	7	22	27.253	4	27	D'ASTE	1:37.123	1:37.455	2	+ 0.332
13	12	36.849	4	9	33.101	3	27	27.271	5	21	CORONEL	1:37.143	1:37.484	8	+ 0.341
14	27	36.896	9	21	33.109	2	42	27.272	2	10	HERNANDEZ	1:37.316	1:37.727	6	+ 0.411
15	10	36.915	4	5	33.112	3	4	27.274	6	12	MENU	1:37.382	1:37.382	4	+ 0.000
16	22	37.040	3	22	33.154	2	10	27.314	3	22	BOARDMAN	1:37.447	1:37.626	2	+ 0.179
17	14	37.045	3	12	33.176	4	28	27.326	2	14	LARINI	1:37.451	1:37.699	4	+ 0.248
18	11	37.109	3	14	33.186	2	12	27.357	4	28	COLAK	1:37.551	1:37.551	2	+ 0.000
19	26	37.116	3	18	33.270	5	5	27.363	3	42	NYKJAER	1:37.693	1:38.021	4	+ 0.328
20	42	37.128	3	42	33.293	4	26	27.391	2	18	LAGEN	1:37.802	1:38.009	5	+ 0.207
21	18	37.129	5	11	33.311	3	43	27.392	4	11	HUFF	1:37.836	1:37.836	3	+ 0.000
22	38	37.162	7	38	33.417	7	38	27.398	2	26	POULSEN	1:37.963	1:38.572	2	+ 0.609
23	28	37.184	2	26	33.456	7	18	27.403	2	38	GEIPEL	1:37.977	1:38.265	7	+ 0.288
24	43	37.271	2	41	33.490	3	11	27.416	3	43	WATT	1:38.156	1:38.356	4	+ 0.200
25	41	37.470	3	43	33.493	4	41	27.667	3	41	CLAIRET	1:38.627	1:38.627	3	+ 0.000
26	20	37.603	6	20	33.714	6	20	27.716	5	20	SHAPOLAVO	1:39.033	1:39.340	6	+ 0.307
27	19	37.624	8	19	33.806	4	19	27.871	5	19	LADYGIN	1:39.301	1:40.307	6	+ 1.006

'Perfect Lap' - 1:36.347



Weather/Track: Cloud 14° /Dry 15°




Circuit Length - 3.696 kilometres
Motorsport Arena
Oschersleben

2009 FIA World Touring Car Championship GRID FOR RACE 1

ROW 14		26	POULSEN	
ROW 13	19	LADYGIN	5	MONTEIRO
ROW 12	20	SHAPOLAVOV	38	GEIPEL
ROW 11	4	GENE	41	CLAIRET
ROW 10	43	WATT	12	MENU
ROW 9	42	NYKJAER	1	MULLER
ROW 8	11	HUFF	22	BOARDMAN
ROW 7	6	PRIAULX	25	ENGSTLER
ROW 6	23	PORTEIRO	27	D'ASTE
ROW 5	10	HERNANDEZ	9	ZANARDI
ROW 4	8	FARFUS	7	MULLER
ROW 3	21	CORONEL	14	LARINI
ROW 2	18	LAGEN	3	RYDELL
ROW 1	28	COLAK	2	TARQUINI

POLE



Cars 26 and 11 to drop 10 grid places as Steward decisions 6 and 12 refer.
Car 19 allowed to start as Stewards decision 11 refers.

Oschersleben
Circuit Length = 3.6960 km.

Race Director:	Steward:	Timekeeper:
----------------	----------	-------------

2009 FIA World Touring Car Championship
RACE 1 - PROVISIONAL CLASSIFICATION

POS	NO	CLS	DRIVER / TEAM	NAT	CAR	TIME	LAPS	GAP	KPH	BEST
1	6		Andy PRIAULX	GBR	BMW 320si	22:52.547	14		135.71	1:36.754
2	2		Gabriele TARQUINI	ITA	SEAT Leon TDI	22:56.486	14	3.939	135.32	1:37.425
3	3		Rickard RYDELL	SWE	SEAT Leon TDI	22:58.897	14	6.350	135.09	1:37.384
4	21	I	Tom CORONEL	NED	SEAT Leon	23:07.945	14	15.398	134.21	1:37.552
5	14		Nicola LARINI	ITA	Chevrolet Cruze	23:15.049	14	22.502	133.52	1:38.364
6	8		Augusto FARFUS	BRA	BMW 320si	23:15.100	14	22.553	133.52	1:37.810
7	27	I	Stefano D'ASTE	ITA	BMW 320si	23:15.296	14	22.749	133.50	1:37.720
8	25	I	Franz ENGSTLER	GER	BMW 320si	23:15.591	14	23.044	133.47	1:38.004
9	10		Sergio HERNANDEZ	ESP	BMW 320si	23:15.939	14	23.392	133.44	1:37.830
10	22	I	Tom BOARDMAN	GBR	SEAT Leon	23:24.526	14	31.979	132.62	1:38.828
11	18		Jaap van LAGEN	NED	LADA Priora	23:24.606	14	32.059	132.62	1:38.698
12	28	I	Marin COLAK	CRO	SEAT Leon	23:25.923	14	33.376	132.49	1:39.226
13	26	I	Kristian POULSEN	DEN	BMW 320si	23:26.143	14	33.596	132.47	1:38.990
14	38	I	Philip GEIPEL	GER	BMW 320si	23:28.648	14	36.101	132.23	1:38.635
15	41	I	Jean-Marie CLAIRET	FRA	SEAT Leon	23:29.104	14	36.557	132.19	1:38.589
16	19		Kirill LADYGIN	RUS	LADA Priora	24:11.954	14	1:19.407	128.29	1:39.843
17	9		Alessandro ZANARDI	ITA	BMW 320si	23:26.927	13	1 LAP	122.94	1:38.747
18	12		Alain MENU	SUI	Chevrolet Cruze	23:34.250	12	2 LAPS	112.89	1:38.582
19	5		Tiago MONTEIRO	POR	SEAT Leon TDI	23:04.840	11	3 LAPS	105.68	1:38.232

NOT CLASSIFIED

42	I		Michel NYKJAER	DEN	Chevrolet Lacetti	23:08.903	7	N.C.F.	67.06	
1			Yvan MULLER	FRA	SEAT Leon TDI	23:41.004	4	N.C.F.	37.45	
20			Viktor SHAPOLAVOV	RUS	LADA Priora	4:00.831	2	D.N.F.	110.49	
4			Jordi GENE	ESP	SEAT Leon TDI	24:27.148	2	N.C.F.	18.13	
11			Robert HUFF	GBR	Chevrolet Cruze		0	D.N.F.	N/A	
7			Jorg MULLER	GER	BMW 320si		0	D.N.F.	N/A	
23	I		Felix PORTEIRO	ESP	BMW 320si		0	D.N.F.	N/A	
43	I		Jason WATT	DEN	SEAT Leon		0	D.N.F.	N/A	

FASTEST LAP

6			Andy PRIAULX		BMW 320si	1:36.754	5	85.45mph	137.52kph
21	I		Tom CORONEL		SEAT Leon	1:37.552	5	84.75mph	136.39kph

Oschersleben

Subject to Technical Scrutineering. For Media Information Purposes - No Regulatory Value.

Circuit Length = 3.6960 km.

Weather/Track: Cloud 15°/Damp 19°

Start: 12:58 End: 13:21

Race Director:	Steward:	Timekeeper:	Issued at:
----------------	----------	-------------	------------

2009 FIA World Touring Car Championship

RACE 1 RESULT

POS	NO	CLS	DRIVER / TEAM	NAT	CAR	TIME	LAPS	GAP	KPH	BEST
1	6		Andy PRIAULX	GBR	BMW 320si	22:52.547	14		135.71	1:36.754
2	2		Gabriele TARQUINI	ITA	SEAT Leon TDI	22:56.486	14	3.939	135.32	1:37.425
3	3		Rickard RYDELL	SWE	SEAT Leon TDI	22:58.897	14	6.350	135.09	1:37.384
4	21	I	Tom CORONEL	NED	SEAT Leon	23:07.945	14	15.398	134.21	1:37.552
5	8		Augusto FARFUS	BRA	BMW 320si	23:15.100	14	22.553	133.52	1:37.810
6	27	I	Stefano D'ASTE	ITA	BMW 320si	23:15.296	14	22.749	133.50	1:37.720
7	25	I	Franz ENGSTLER	GER	BMW 320si	23:15.591	14	23.044	133.47	1:38.004
8	10		Sergio HERNANDEZ	ESP	BMW 320si	23:15.939	14	23.392	133.44	1:37.830
9	22	I	Tom BOARDMAN	GBR	SEAT Leon	23:24.526	14	31.979	132.62	1:38.828
10	18		Jaap van LAGEN	NED	LADA Priora	23:24.606	14	32.059	132.62	1:38.698
11	28	I	Marin COLAK	CRO	SEAT Leon	23:25.923	14	33.376	132.49	1:39.226
12	26	I	Kristian POULSEN	DEN	BMW 320si	23:26.143	14	33.596	132.47	1:38.990
13	38	I	Philip GEIPEL	GER	BMW 320si	23:28.648	14	36.101	132.23	1:38.635
14	41	I	Jean-Marie CLAIRET	FRA	SEAT Leon	23:29.104	14	36.557	132.19	1:38.589
15	14		Nicola LARINI	ITA	Chevrolet Cruze	23:45.049	14	52.502	130.71	1:38.364
16	19		Kirill LADYGIN	RUS	LADA Priora	24:11.954	14	1:19.407	128.29	1:39.843
17	9		Alessandro ZANARDI	ITA	BMW 320si	23:26.927	13	1 LAP	122.94	1:38.747
18	12		Alain MENU	SUI	Chevrolet Cruze	23:34.250	12	2 LAPS	112.89	1:38.582
19	5		Tiago MONTEIRO	POR	SEAT Leon TDI	23:04.840	11	3 LAPS	105.68	1:38.232

NOT CLASSIFIED

42	I	Michel NYKJAER	DEN	Chevrolet Lacetti	23:08.903	7	N.C.F.	67.06
1		Yvan MULLER	FRA	SEAT Leon TDI	23:41.004	4	N.C.F.	37.45
20		Viktor SHAPOLAVOV	RUS	LADA Priora	4:00.831	2	D.N.F.	110.49
4		Jordi GENE	ESP	SEAT Leon TDI	24:27.148	2	N.C.F.	18.13
43	I	Jason WATT	DEN	SEAT Leon		0	D.N.F.	N/A
23	I	Felix PORTEIRO	ESP	BMW 320si		0	D.N.F.	N/A
7		Jorg MULLER	GER	BMW 320si		0	D.N.F.	N/A
11		Robert HUFF	GBR	Chevrolet Cruze		0	D.N.F.	N/A

FASTEST LAP

6		Andy PRIAULX		BMW 320si	1:36.754	5	85.45mph	137.52kph
21	I	Tom CORONEL		SEAT Leon	1:37.552	5	84.75mph	136.39kph

Oschersleben

Car 14, 30 sec. time penalty added, as Stewards decision 21 refers.

Circuit Length = 3.6960 km.

Weather/Track: Cloud 15°/Damp 19°

Start: 12:58 End: 13:21

Steward:	Steward:	Steward:	Issued at:
----------	----------	----------	------------

2009 FIA World Touring Car Championship

Race 1 - Sector Analysis Report

Lap S1 Time S1 Spd S2 Time S2 Spd S3 Time S3 Spd Lap Time Pit Lap S1 Time S1 Spd S2 Time S2 Spd S3 Time S3 Spd Lap Time Pit

1 MULLER							FRA		SEAT Leon TDI							
1	48.335	164.3	33.611	200.7	27.686	173.3	1:49.632		4	16:11.151	161.9	34.465	196.0	27.938	169.5	17:13.554
2	39.084	163.1	33.928	201.1	28.520	167.1	1:41.532									
3	56.543	89.7	56.769	92.9	1:02.974		2:56.286	Pit								

2 TARQUINI							ITA		SEAT Leon TDI							
1	42.566	165.1	32.892	197.4	27.295	171.4	1:42.753		9	36.898	167.7	33.256	198.8	27.343	171.9	1:37.497
2	38.038	164.6	33.896	197.8	27.431	171.1	1:39.365		10	36.975	167.9	33.087	197.8	27.363	171.9	1:37.425
3	37.437	165.3	33.267	199.2	27.294	171.9	1:37.998		11	37.113	166.6	33.258	198.5	27.484	171.9	1:37.855
4	36.937	167.9	33.460	198.1	27.549	171.4	1:37.946		12	37.121	168.2	33.335	198.5	27.514	171.4	1:37.970
5	37.063	166.4	33.158	200.0	27.389	171.7	1:37.610		13	37.086	167.4	33.459	197.8	27.512	172.5	1:38.057
6	36.996	166.1	33.222	198.5	27.718	173.3	1:37.936		14	37.244	165.8	33.519	197.4	27.847	169.0	1:38.610
7	37.422	166.4	33.064	199.6	27.430	173.0	1:37.916									
8	37.012	166.1	33.181	198.5	27.355	173.0	1:37.548									

3 RYDELL							SWE		SEAT Leon TDI							
1	44.385	165.1	33.160	199.2	27.054	171.7	1:44.599		9	36.877	167.9	33.174	198.5	27.333	171.4	1:37.384
2	38.206	165.3	34.005	199.6	27.360	171.7	1:39.571		10	36.883	167.9	33.296	198.5	27.381	170.6	1:37.560
3	37.138	165.6	33.460	199.2	28.000	172.5	1:38.598		11	36.971	167.1	33.360	199.2	27.389	171.7	1:37.720
4	37.288	165.3	33.576	200.3	27.273	170.8	1:38.137		12	37.030	167.1	33.366	198.8	27.501	171.1	1:37.897
5	36.938	166.9	33.243	200.7	27.446	170.6	1:37.627		13	37.041	167.4	33.501	198.5	27.473	170.8	1:38.015
6	37.180	166.9	33.261	200.0	27.401	171.9	1:37.842		14	37.363	164.3	33.541	197.0	27.718	170.0	1:38.622
7	37.091	166.9	33.319	200.0	27.328	171.4	1:37.738									
8	36.949	167.9	33.189	200.0	27.449	172.5	1:37.587									

4 GENE							ESP		SEAT Leon TDI							
1	1:24.544	84.7	54.777	95.7	1:00.632		3:19.953	Pit								
2	20:03.240	161.4	35.254	191.8	28.701	168.2	21:07.195									

5 MONTEIRO							POR		SEAT Leon TDI							
1	52.727	155.3	38.468	178.2	42.596		2:13.791	Pit	7	37.523	165.3	33.638	196.7	27.643	169.5	1:38.804
2	4:59.225	160.9	33.679	197.8	27.526	168.4	6:00.430		8	37.326	165.6	33.525	197.8	27.764	170.8	1:38.615
3	37.192	164.3	34.348	145.3	28.617	170.3	1:40.157		9	37.095	165.8	33.596	197.0	28.030	170.3	1:38.721
4	37.376	165.3	33.417	197.0	27.583	169.8	1:38.376		10	37.220	164.6	33.586	196.3	27.788	170.6	1:38.594
5	37.105	165.3	33.435	197.8	27.692	165.3	1:38.232		11	37.285	163.6	33.720	194.2	27.907	164.6	1:38.912
6	38.178	166.4	34.156	167.9	27.874	170.3	1:40.208									

6 PRIAULX							GBR		BMW 320si							
1	45.669	161.1	33.082	198.5	27.188	171.1	1:45.939		9	36.793	163.3	33.085	195.6	27.046	168.7	1:36.924
2	37.983	159.2	33.980	198.8	27.467	169.0	1:39.430		10	36.848	163.3	32.983	195.6	27.164	168.2	1:36.995
3	37.068	162.4	32.948	198.1	27.120	169.0	1:37.136		11	36.912	162.8	33.052	196.3	27.120	169.0	1:37.084
4	37.112	162.6	33.004	196.3	26.970	168.7	1:37.086		12	36.924	162.8	33.079	196.0	27.392	169.2	1:37.395
5	36.770	163.8	32.970	198.1	27.014	169.0	1:36.754		13	37.239	161.9	33.227	196.7	27.213	168.4	1:37.679
6	36.750	163.3	33.091	198.1	27.318	169.2	1:37.159		14	37.148	162.4	33.365	192.1	28.071	160.4	1:38.584
7	37.235	162.1	32.827	196.3	27.171	168.4	1:37.233									
8	36.878	161.9	33.126	196.0	27.145	168.4	1:37.149									



Weather/Track: Cloud 15° /Damp 19°

Circuit Length - 3.696 kilometres
Motorsport Arena
Oschersleben

2009 FIA World Touring Car Championship

Race 1 - Sector Analysis Report

Lap	S1 Time	S1 Spd	S2 Time	S2 Spd	S3 Time	S3 Spd	Lap Time	Pit	Lap	S1 Time	S1 Spd	S2 Time	S2 Spd	S3 Time	S3 Spd	Lap Time	Pit
8 FARFUS BRA BMW 320si																	
1	48.708	162.1	33.527	198.8	27.559	171.1	1:49.794		9	37.207	164.3	33.545	198.1	27.811	169.5	1:38.563	
2	39.171	160.7	34.145	197.4	28.102	168.2	1:41.418		10	37.628	163.6	33.196	197.0	27.459	169.5	1:38.283	
3	37.803	162.6	33.347	196.0	27.389	168.7	1:38.539		11	37.155	163.8	33.656	197.0	27.560	170.8	1:38.371	
4	37.401	164.1	33.436	196.0	27.836	169.2	1:38.673		12	37.355	164.1	33.542	197.4	27.730	170.6	1:38.627	
5	37.278	163.6	33.188	199.6	27.344	169.8	1:37.810		13	37.502	163.6	33.767	197.4	27.789	170.0	1:39.058	
6	38.273	161.9	33.618	198.5	27.735	169.5	1:39.626		14	38.196	162.8	33.827	198.1	28.198	168.2	1:40.221	
7	37.311	162.8	33.265	198.5	27.494	168.4	1:38.070										
8	37.060	163.8	33.387	198.5	27.600	170.0	1:38.047										
9 ZANARDI ITA BMW 320si																	
1	51.333	126.0	43.134	165.3	44.727		2:19.194	Pit	8	37.568	148.5	34.208	192.5	27.465	166.4	1:39.241	
2	1:37.522	159.7	34.209	192.1	27.640	165.6	2:39.371		9	36.959	162.1	33.328	193.5	28.460	166.4	1:38.747	
3	37.652	160.9	34.776	180.3	27.769	165.8	1:40.197		10	37.869	159.7	34.764	158.3	28.613	165.8	1:41.246	
4	38.153	161.4	33.706	194.9	27.808	138.2	1:39.667		11	44.101	161.4	34.867	192.1	28.127	165.8	1:47.095	
5	38.728	161.6	33.403	195.2	27.272	167.1	1:39.403		12	39.356	160.2	34.230	193.8	27.772	166.4	1:41.358	
6	37.081	161.9	34.308	194.2	28.208	166.4	1:39.597		13	39.821	160.4	33.770	195.2	28.411	162.6	1:42.002	
7	38.440	161.1	33.506	193.2	27.863	165.6	1:39.809										
10 HERNANDEZ ESP BMW 320si																	
1	49.416	160.0	33.924	197.4	27.566	169.8	1:50.906		9	37.503	162.8	33.384	194.2	27.587	169.0	1:38.474	
2	38.958	163.1	34.302	198.8	27.763	169.0	1:41.023		10	37.293	163.1	33.291	195.6	27.476	169.5	1:38.060	
3	38.700	163.8	33.403	198.1	27.499	169.8	1:39.602		11	37.080	162.1	33.632	195.6	27.523	170.0	1:38.235	
4	37.136	163.1	33.311	198.1	27.492	169.5	1:37.939		12	37.456	163.1	33.301	196.0	27.441	169.2	1:38.198	
5	38.084	162.1	34.050	197.0	27.567	169.5	1:39.701		13	37.164	163.1	33.316	196.3	27.350	169.5	1:37.830	
6	37.240	162.6	33.418	196.3	27.531	170.0	1:38.189		14	37.144	163.1	33.325	196.7	27.650	168.4	1:38.119	
7	37.129	164.3	33.758	198.1	27.551	169.5	1:38.438										
8	39.040	157.4	34.551	197.0	27.634	169.5	1:41.225										
12 MENU SUI Chevrolet Cruze																	
1	49.200	158.5	1:27.309		1:21.004		3:37.513	Pit	8	37.209	164.6	34.262	195.6	27.798	169.2	1:39.269	
2	2:17.768	162.6	33.582	197.8	27.558	161.6	3:18.908		9	37.557	162.1	33.707	195.6	28.260	166.6	1:39.524	
3	37.207	163.3	33.433	196.3	27.942	168.4	1:38.582		10	37.740	162.8	33.659	196.0	28.176	167.1	1:39.575	
4	37.599	162.4	33.701	196.0	28.100	165.6	1:39.400		11	37.651	162.1	33.576	195.2	27.806	169.0	1:39.033	
5	37.425	162.4	33.681	195.6	27.830	169.2	1:38.936		12	38.333	158.1	35.245	175.8	29.310	155.1	1:42.888	
6	37.405	163.1	33.377	196.0	29.265	163.1	1:40.047										
7	38.417	161.4	34.027	194.9	28.131	169.2	1:40.575										
14 LARINI ITA Chevrolet Cruze																	
1	46.671	163.8	34.377	197.0	27.746	170.0	1:48.794		9	37.341	165.1	33.589	196.7	27.564	169.0	1:38.494	
2	38.647	163.1	33.968	198.5	27.608	170.0	1:40.223		10	37.306	165.1	33.529	196.3	27.529	170.0	1:38.364	
3	37.325	164.1	33.680	198.8	27.688	169.0	1:38.693		11	37.424	163.3	33.649	197.4	27.644	170.6	1:38.717	
4	37.489	164.1	33.916	196.7	27.791	170.0	1:39.196		12	37.332	163.8	33.558	197.4	27.666	170.0	1:38.556	
5	37.536	164.3	33.596	199.2	27.607	169.5	1:38.739		13	37.448	164.1	33.783	195.2	27.853	170.8	1:39.084	
6	37.699	164.1	33.466	198.1	27.571	169.5	1:38.736		14	38.201	163.6	33.680	198.5	28.584	165.3	1:40.465	
7	37.532	163.6	33.549	197.0	27.452	169.0	1:38.533										
8	37.350	162.6	33.580	197.0	27.525	170.0	1:38.455										



Weather/Track: Cloud 15° /Damp 19°



Circuit Length - 3.696 kilometres
Motorsport Arena
Oschersleben

2009 FIA World Touring Car Championship

Race 1 - Sector Analysis Report

Lap S1 Time S1 Spd S2 Time S2 Spd S3 Time S3 Spd Lap Time Pit Lap S1 Time S1 Spd S2 Time S2 Spd S3 Time S3 Spd Lap Time Pit

18 LAGEN							NED		LADA Priora							
1	44.991	162.8	33.346	194.5	27.451	168.2	1:45.788		9	37.379	162.6	33.591	191.8	27.883	167.1	1:38.853
2	38.440	160.9	34.276	195.6	27.578	167.9	1:40.294		10	37.355	162.8	33.584	192.1	27.860	167.4	1:38.799
3	37.568	163.6	33.493	194.5	27.637	166.9	1:38.698		11	37.483	162.4	33.628	192.5	27.917	167.1	1:39.028
4	37.418	162.8	33.536	194.2	27.849	165.8	1:38.803		12	37.631	160.7	33.626	192.1	28.058	167.1	1:39.315
5	37.571	161.4	33.443	193.5	27.833	166.1	1:38.847		13	37.545	160.7	33.629	192.5	28.109	167.1	1:39.283
6	37.503	162.1	33.487	194.5	27.826	167.1	1:38.816		14	38.158	161.9	33.660	192.8	38.444	161.9	1:50.262
7	37.702	161.4	33.511	194.2	27.796	167.1	1:39.009									
8	37.385	162.1	33.532	193.8	27.894	167.1	1:38.811									

19 LADYGIN							RUS		LADA Priora							
1	50.058	160.7	36.645	194.2	27.743	169.0	1:54.446		9	37.925	162.6	34.643	189.8	28.620	166.6	1:41.188
2	38.525	161.9	34.987	192.8	28.504	167.4	1:42.016		10	38.127	159.5	37.890	193.2	28.121		1:44.138
3	39.431	158.1	34.087	196.0	28.064	166.4	1:41.582		11							1:42.908
4	38.324	160.2	34.366	193.8	28.282	166.6	1:40.972		12							1:43.885
5	37.704	162.4	34.063	195.2	28.076	166.6	1:39.843		13							1:45.135
6	37.852	162.4	34.032	193.5	28.075	166.4	1:39.959		14							1:54.009
7	38.576	161.9	34.337	191.1	28.161	167.7	1:41.074									
8	38.216	159.2	34.485	191.1	28.098	166.9	1:40.799									

20 SHAPOLAVOV							RUS		LADA Priora							
1	49.892	159.7	34.033	194.5	27.928	165.6	1:51.853									
2	38.868	150.0	41.239	162.1	48.871		2:08.978 Pit									

21 CORONEL							NED		SEAT Leon							I
1	43.927	163.1	33.057	193.8	27.235	168.2	1:44.219		9	37.134	165.3	33.376	192.8	27.531	168.4	1:38.041
2	39.417	156.0	33.995	197.4	27.946	169.0	1:41.358		10	37.521	163.8	33.281	196.0	27.553	168.2	1:38.355
3	37.618	162.8	33.195	196.7	27.259	168.4	1:38.072		11	37.433	163.6	33.463	195.2	27.670	168.7	1:38.566
4	37.236	163.1	33.406	197.4	27.255	168.4	1:37.897		12	37.493	163.6	33.531	194.5	28.993	169.2	1:40.017
5	37.132	163.1	33.157	198.5	27.263	167.9	1:37.552		13	38.189	160.0	34.430	194.5	28.442	169.0	1:41.061
6	37.370	162.8	33.348	196.7	27.378	168.2	1:38.096		14	37.711	160.9	33.678	194.5	27.786	167.7	1:39.175
7	37.117	162.8	33.244	196.3	27.429	169.2	1:37.790									
8	37.140	164.1	33.257	196.0	27.349	168.4	1:37.746									

22 BOARDMAN							GBR		SEAT Leon							I
1	46.021	165.3	34.433	195.2	27.602	169.2	1:48.056		9	38.264	164.3	33.727	197.0	27.625	169.0	1:39.616
2	38.089	163.8	34.257	196.0	27.650	169.2	1:39.996		10	37.521	164.3	33.777	196.3	27.596	169.5	1:38.894
3	37.727	163.1	33.935	196.3	27.580	169.0	1:39.242		11	37.599	162.1	34.208	196.0	27.691	169.5	1:39.498
4	37.582	161.9	34.041	197.4	27.566	168.4	1:39.189		12	38.066	164.1	33.969	196.3	27.695	169.0	1:39.730
5	37.590	160.9	33.678	196.3	27.560	169.0	1:38.828		13	37.721	163.3	33.900	194.2	27.752	169.8	1:39.373
6	38.661	164.1	33.710	196.7	28.662	166.4	1:41.033		14	38.140	161.6	34.170	196.0	28.273	161.4	1:40.583
7	37.898	163.6	33.766	197.8	27.595	169.0	1:39.259									
8	39.234	162.6	34.282	195.2	27.713	169.0	1:41.229									



Weather/Track: Cloud 15° /Damp 19°

Circuit Length - 3.696 kilometres
Motorsport Arena
Oschersleben

2009 FIA World Touring Car Championship

Race 1 - Sector Analysis Report

Lap	S1 Time	S1 Spd	S2 Time	S2 Spd	S3 Time	S3 Spd	Lap Time Pit	Lap	S1 Time	S1 Spd	S2 Time	S2 Spd	S3 Time	S3 Spd	Lap Time Pit
25 ENGSTLER GER BMW 320si I															
1	48.162	162.8	33.547	198.1	27.770	171.1	1:49.479	9	37.312	165.1	33.447	196.7	27.825	168.7	1:38.584
2	39.924	163.6	34.158	197.4	27.832	169.0	1:41.914	10	38.210	164.3	33.456	197.8	27.469	169.2	1:39.135
3	38.448	164.6	33.412	197.4	27.134	170.3	1:38.994	11	37.074	163.3	33.725	196.3	27.594	170.0	1:38.393
4	37.284	164.8	33.450	197.8	27.590	170.0	1:38.324	12	37.391	163.6	33.570	196.7	27.431	170.6	1:38.392
5	37.679	164.6	33.431	196.7	27.420	170.3	1:38.530	13	37.275	163.8	33.655	198.8	28.098	169.2	1:39.028
6	37.520	166.1	33.665	199.2	27.777	168.4	1:38.962	14	38.058	164.8	33.827	197.4	27.815	169.5	1:39.700
7	37.482	164.8	33.262	197.0	27.408	167.9	1:38.152								
8	37.258	164.6	33.279	197.8	27.467	170.6	1:38.004								
26 POULSEN DEN BMW 320si I															
1	50.384	160.9	34.167	196.0	27.732	168.2	1:52.283	9	37.994	163.1	33.654	195.2	27.886	165.3	1:39.534
2	38.615	161.4	33.992	196.7	27.620	169.2	1:40.227	10	37.886	161.6	33.750	196.7	27.803	164.6	1:39.439
3	39.374	164.1	33.650	195.6	27.496	167.9	1:40.520	11	37.737	161.4	33.546	194.9	27.819	167.9	1:39.102
4	37.872	160.9	33.488	196.7	27.651	166.4	1:39.011	12	37.945	161.6	33.758	196.0	27.858	168.2	1:39.561
5	37.764	160.7	33.945	195.6	27.584	166.6	1:39.293	13	37.650	162.1	33.631	195.2	27.813	168.7	1:39.094
6	37.718	162.8	33.465	196.7	27.807	168.4	1:38.990	14	37.996	161.1	33.770	195.6	28.291	165.6	1:40.057
7	37.877	162.1	33.795	196.3	27.895	167.9	1:39.567								
8	38.030	161.6	33.726	196.0	27.709	168.4	1:39.465								
27 D'ASTE ITA BMW 320si I															
1	47.876	159.5	33.556	196.7	27.737	168.4	1:49.169	9	37.308	164.1	33.584	197.4	28.184	169.2	1:39.076
2	38.984	160.2	34.322	195.6	27.415	169.2	1:40.721	10	37.948	163.6	33.295	196.7	27.342	170.0	1:38.585
3	37.519	163.3	33.578	198.5	27.806	167.4	1:38.903	11	37.140	163.3	33.451	199.2	27.644	169.5	1:38.235
4	37.126	162.8	33.458	198.1	27.695	169.0	1:38.279	12	37.440	163.8	33.497	198.1	27.621	170.3	1:38.558
5	37.738	162.1	33.604	197.4	27.548	168.4	1:38.890	13	37.581	163.1	33.753	198.1	28.179	168.2	1:39.513
6	38.333	161.4	33.641	198.5	27.699	167.4	1:39.673	14	37.809	163.1	34.019	196.3	27.865	168.2	1:39.693
7	37.112	161.6	33.346	196.3	27.262	168.4	1:37.720								
8	37.179	162.1	33.652	197.0	27.450	169.2	1:38.281								
28 COLAK CRO SEAT Leon I															
1	45.675	160.4	35.178	195.6	27.738	168.7	1:48.591	9	37.930	161.9	33.798	191.8	28.095	166.4	1:39.823
2	39.347	160.4	33.938	194.5	27.632	168.7	1:40.917	10	37.835	161.9	33.669	192.5	27.941	168.2	1:39.445
3	37.567	162.1	33.750	194.5	28.216	166.1	1:39.533	11	37.760	160.2	33.716	191.4	27.924	166.6	1:39.400
4	37.759	161.9	33.660	193.8	27.807	167.7	1:39.226	12	37.895	162.1	33.792	192.8	27.895	167.7	1:39.582
5	39.180	160.7	33.842	193.5	27.661	167.4	1:40.683	13	37.893	162.6	33.825	192.1	28.036	167.9	1:39.754
6	38.019	162.1	33.760	192.1	27.921	167.7	1:39.700	14	37.967	160.4	33.802	192.5	28.350	165.3	1:40.119
7	37.834	160.2	33.520	193.5	28.029	167.1	1:39.383								
8	38.103	161.4	33.813	192.8	27.851	167.9	1:39.767								



Weather/Track: Cloud 15°/Damp 19°



Circuit Length - 3.696 kilometres
Motorsport Arena
Oschersleben

2009 FIA World Touring Car Championship

Race 1 - Sector Analysis Report

Lap	S1 Time	S1 Spd	S2 Time	S2 Spd	S3 Time	S3 Spd	Lap Time Pit	Lap	S1 Time	S1 Spd	S2 Time	S2 Spd	S3 Time	S3 Spd	Lap Time Pit
38 GEIPEL GER BMW 320si I															
1	52.932	160.9	34.294	194.9	27.692	168.2	1:54.918	9	37.383	163.6	33.620	194.5	27.691	166.9	1:38.694
2	38.732	152.7	34.668	194.2	28.340	167.7	1:41.740	10	37.471	163.1	33.707	194.2	27.674	167.9	1:38.852
3	38.908	159.0	33.901	193.5	27.545	166.1	1:40.354	11	37.327	163.1	33.754	196.0	27.554	169.2	1:38.635
4	37.538	161.9	33.942	192.5	27.927	168.4	1:39.407	12	38.158	163.3	33.715	196.3	27.614	168.7	1:39.487
5	37.739	162.6	33.628	194.9	27.681	166.6	1:39.048	13	37.733	160.9	33.987	195.2	27.825	167.7	1:39.545
6	37.718	161.6	33.693	196.0	27.788	167.7	1:39.199	14	37.859	161.6	34.433	182.4	28.567	167.4	1:40.859
7	37.679	162.4	33.741	196.3	27.640	167.9	1:39.060								
8	37.564	162.4	33.536	194.2	27.750	167.7	1:38.850								
41 CLAIRET FRA SEAT Leon I															
1	51.009	158.5	34.353	194.2	27.839	169.0	1:53.201	9	37.852	163.1	33.651	194.2	27.888	167.9	1:39.391
2	38.065	161.6	33.855	197.8	27.769	167.9	1:39.689	10	38.053	161.1	33.650	194.9	28.150	165.3	1:39.853
3	38.405	163.1	33.456	196.3	27.481	167.9	1:39.342	11	38.061	162.6	33.781	194.9	27.898	167.4	1:39.740
4	37.462	162.8	33.571	196.3	27.556	166.9	1:38.589	12	38.005	161.1	33.852	195.2	27.863	167.7	1:39.720
5	37.844	161.9	33.797	196.7	27.861	167.1	1:39.502	13	37.905	162.4	33.945	194.5	27.941	168.2	1:39.791
6	37.846	161.6	33.763	195.6	27.909	168.4	1:39.518	14	38.713	161.6	34.014	192.1	28.797	165.8	1:41.524
7	37.956	160.2	33.784	194.2	27.871	167.4	1:39.611								
8	38.011	161.6	33.848	194.5	27.774	167.9	1:39.633								
42 NYKJAER DEN Chevrolet Lacetti I															
1	48.532	158.5	34.365	196.7	27.231	171.7	1:50.128	5	37.935	153.1	42.145	110.4	50.366		2:10.446 Pit
2	39.477	162.8	34.212	198.8	27.850	170.6	1:41.539	6	11:26.146	107.7	36.695	194.2	27.884	170.3	12:30.725
3	38.513	164.6	33.467	199.6	27.373	170.3	1:39.353	7	37.518	162.1	33.538	197.0	27.556	169.5	1:38.612
4	37.330	164.6	33.303	198.5	27.467	170.6	1:38.100								



Weather/Track: Cloud 15°/Damp 19°



Circuit Length - 3.696 kilometres
Motorsport Arena
Oschersleben

Printed at 13:28, Sunday, 06 September, 2009

© MST Systems Ltd, 2005 (www.mstworld.com)

Page 5

2009 FIA World Touring Car Championship Race 1 - Best Sector Speeds Report

SECTOR 1				SECTOR 2				SECTOR 3				
POS	NO	NAME	SPEED	LAP	NO	NAME	SPEED	LAP	NO	NAME	SPEED	LAP
1	2	TARQUINI	168.2	12	1	MULLER	201.1	2	1	MULLER	173.3	1
2	3	RYDELL	167.9	8	3	RYDELL	200.7	5	2	TARQUINI	173.3	6
3	5	MONTEIRO	166.4	6	2	TARQUINI	200.0	5	3	RYDELL	172.5	3
4	25	ENGSTLER	166.1	6	8	FARFUS	199.6	5	42	NYKJAER	171.7	1
5	21	CORONEL	165.3	9	42	NYKJAER	199.6	3	6	PRIAULX	171.1	1
6	22	BOARDMAN	165.3	1	14	LARINI	199.2	5	8	FARFUS	171.1	1
7	14	LARINI	165.1	9	25	ENGSTLER	199.2	6	25	ENGSTLER	171.1	1
8	12	MENU	164.6	8	27	D'ASTE	199.2	11	5	MONTEIRO	170.8	8
9	42	NYKJAER	164.6	3	6	PRIAULX	198.8	2	14	LARINI	170.8	13
10	1	MULLER	164.3	1	10	HERNANDEZ	198.8	2	27	D'ASTE	170.3	12
11	8	FARFUS	164.3	9	21	CORONEL	198.5	5	10	HERNANDEZ	170.0	6
12	10	HERNANDEZ	164.3	7	5	MONTEIRO	197.8	2	22	BOARDMAN	169.8	13
13	26	POULSEN	164.1	3	12	MENU	197.8	2	12	MENU	169.2	5
14	27	D'ASTE	164.1	9	22	BOARDMAN	197.8	7	21	CORONEL	169.2	7
15	6	PRIAULX	163.8	5	41	CLAIRET	197.8	2	26	POULSEN	169.2	2
16	18	LAGEN	163.6	3	26	POULSEN	196.7	2	38	GEIPEL	169.2	11
17	38	GEIPEL	163.6	9	38	GEIPEL	196.3	7	19	LADYGIN	169.0	1
18	41	CLAIRET	163.1	3	19	LADYGIN	196.0	3	41	CLAIRET	169.0	1
19	19	LADYGIN	162.6	9	18	LAGEN	195.6	2	28	COLAK	168.7	1
20	28	COLAK	162.6	13	28	COLAK	195.6	1	4	GENE	168.2	2
21	9	ZANARDI	162.1	9	9	ZANARDI	195.2	5	18	LAGEN	168.2	1
22	4	GENE	161.4	2	20	SHAPOLAVOV	194.5	1	9	ZANARDI	167.1	5
23	20	SHAPOLAVOV	159.7	1	4	GENE	191.8	2	20	SHAPOLAVOV	165.6	1



Weather/Track: Cloud 15° /Damp 19°



Circuit Length - 3.696 kilometres
Motorsport Arena
Oschersleben

2009 FIA World Touring Car Championship Race 1 - Best Sector Times Report

POS	NO	SECTOR 1		SECTOR 2		SECTOR 3		IDEAL/BEST LAP COMPARISON							
		TIME	LAP	NO	TIME	LAP	NO	TIME	LAP	NO	NAME	IDEAL	BEST	LAP	DIFF
1	6	36.750	6	6	32.827	7	6	26.970	4	6	PRIAULX	1:36.547	1:36.754	5	+ 0.207
2	3	36.877	9	2	32.892	1	3	27.054	1	2	TARQUINI	1:37.084	1:37.425	10	+ 0.341
3	2	36.898	9	21	33.057	1	25	27.134	3	3	RYDELL	1:37.091	1:37.384	9	+ 0.293
4	9	36.959	9	3	33.160	1	42	27.231	1	21	CORONEL	1:37.409	1:37.552	5	+ 0.143
5	8	37.060	8	8	33.188	5	21	27.235	1	25	ENGSTLER	1:37.470	1:38.004	8	+ 0.534
6	25	37.074	11	25	33.262	7	27	27.262	7	9	ZANARDI	1:37.559	1:38.747	9	+ 1.188
7	10	37.080	11	10	33.291	10	9	27.272	5	8	FARFUS	1:37.592	1:37.810	5	+ 0.218
8	5	37.095	9	27	33.295	10	2	27.294	3	27	D'ASTE	1:37.669	1:37.720	7	+ 0.051
9	27	37.112	7	42	33.303	4	8	27.344	5	10	HERNANDEZ	1:37.721	1:37.830	13	+ 0.109
10	21	37.117	7	9	33.328	9	10	27.350	13	42	NYKJAER	1:37.864	1:38.100	4	+ 0.236
11	12	37.207	3	18	33.346	1	18	27.451	1	5	MONTEIRO	1:38.038	1:38.232	5	+ 0.194
12	14	37.306	10	12	33.377	6	14	27.452	7	12	MENU	1:38.142	1:38.582	3	+ 0.440
13	38	37.327	11	5	33.417	4	41	27.481	3	18	LAGEN	1:38.152	1:38.698	3	+ 0.546
14	42	37.330	4	41	33.456	3	26	27.496	3	14	LARINI	1:38.224	1:38.364	10	+ 0.140
15	18	37.355	10	26	33.465	6	5	27.526	2	41	CLAIRET	1:38.399	1:38.589	4	+ 0.190
16	41	37.462	4	14	33.466	6	38	27.545	3	38	GEIPEL	1:38.408	1:38.635	11	+ 0.227
17	22	37.521	10	28	33.520	7	12	27.558	2	26	POULSEN	1:38.611	1:38.990	6	+ 0.379
18	28	37.567	3	38	33.536	8	22	27.560	5	28	COLAK	1:38.719	1:39.226	4	+ 0.507
19	26	37.650	13	1	33.611	1	28	27.632	2	22	BOARDMAN	1:38.759	1:38.828	5	+ 0.069
20	19	37.704	5	22	33.678	5	1	27.686	1	19	LADYGIN	1:39.479	1:39.843	5	+ 0.364
21	20	38.868	2	19	34.032	6	19	27.743	1	1	MULLER	1:40.381	1:41.532	2	+ 1.151
22	1	39.084	2	20	34.033	1	20	27.928	1	20	SHAPOLAVO	1:40.829	1:51.853	1	+ 11.02
23	4	1:24.544	1	4	35.254	2	4	28.701	2	4	GENE	2:28.499	3:19.953	1	+ 51.45

'Perfect Lap' - 1:36.547



Weather/Track: Cloud 15° /Damp 19°



Circuit Length - 3.696 kilometres
Motorsport Arena
Oschersleben

2009 FIA World Touring Car Championship

RACE 1 - LAP CHART

Lap 1			Lap 2			Lap 3			Lap 4			Lap 5		
No	Behind	Laptime	No	Behind	Laptime	No	Behind	Laptime	No	Behind	Laptime	No	Behind	Laptime
2		1:42.753	2		1:39.365	2		1:37.998	2		1:37.946	2		1:37.610
21	1.466	1:44.219	3	2.052	1:39.571	6	2.389	1:37.136	9	1 LAP	1:40.197	6	0.673	1:36.754
3	1.846	1:44.599	6	3.251	1:39.430	3	2.652	1:38.598	6	1.529	1:37.086	9	1 LAP	1:39.667
18	3.035	1:45.788	21	3.459	1:41.358	21	3.533	1:38.072	3	2.843	1:38.137	3	2.860	1:37.627
6	3.186	1:45.939	18	3.964	1:40.294	18	4.664	1:38.698	21	3.484	1:37.897	21	3.426	1:37.552
22	5.303	1:48.056	22	5.934	1:39.996	22	7.178	1:39.242	18	5.521	1:38.803	18	6.758	1:38.847
28	5.838	1:48.591	14	6.899	1:40.223	14	7.594	1:38.693	22	8.421	1:39.189	22	9.639	1:38.828
14	6.041	1:48.794	28	7.390	1:40.917	27	8.677	1:38.903	14	8.844	1:39.196	14	9.973	1:38.739
27	6.416	1:49.169	27	7.772	1:40.721	28	8.925	1:39.533	27	9.010	1:38.279	27	10.290	1:38.890
25	6.726	1:49.479	1	9.046	1:41.532	8	9.635	1:38.539	28	10.205	1:39.226	8	10.562	1:37.810
1	6.879	1:49.632	8	9.094	1:41.418	25	10.271	1:38.994	8	10.362	1:38.673	25	11.569	1:38.530
8	7.041	1:49.794	25	9.275	1:41.914	42	10.904	1:39.353	25	10.649	1:38.324	28	13.278	1:40.683
42	7.375	1:50.128	42	9.549	1:41.539	10	11.415	1:39.602	42	11.058	1:38.100	10	13.499	1:39.701
10	8.153	1:50.906	10	9.811	1:41.023	41	12.116	1:39.342	10	11.408	1:37.939	41	14.651	1:39.502
20	9.100	1:51.853	26	10.392	1:40.227	26	12.914	1:40.520	41	12.759	1:38.589	26	15.662	1:39.293
26	9.530	1:52.283	41	10.772	1:39.689	38	16.896	1:40.354	26	13.979	1:39.011	12	2 LAPS	1:38.582
41	10.448	1:53.201	19	14.344	1:42.016	19	17.928	1:41.582	38	18.357	1:39.407	38	19.795	1:39.048
19	11.693	1:54.446	38	14.540	1:41.740	1	1:27.334	2:56.286P	12	2 LAPS	3:18.908	19	23.187	1:39.843
38	12.165	1:54.918	12	1 LAP	3:37.513P				19	20.954	1:40.972	42	43.894	2:10.446P
5	31.038	2:13.791P	20	38.713	2:08.978P				5	2 LAPS	6:00.430			
9	36.441	2:19.194P	9	1:36.447	2:39.371									
4	1:37.200	3:19.953P												

Weather/Track: Cloud 15°/Damp 19°

2009 FIA World Touring Car Championship

RACE 1 - LAP CHART

(contd.)

Lap 6			Lap 7			Lap 8			Lap 9			Lap 10		
No	Behind	Laptime	No	Behind	Laptime	No	Behind	Laptime	No	Behind	Laptime	No	Behind	Laptime
6		1:37.159	6		1:37.233	6		1:37.149	6		1:36.924	6		1:36.995
2	0.104	1:37.936	2	0.787	1:37.916	2	1.186	1:37.548	2	1.759	1:37.497	2	2.189	1:37.425
5	3 LAPS	1:40.157	5	3 LAPS	1:38.376	5	3 LAPS	1:38.232	3	4.273	1:37.384	3	4.838	1:37.560
3	2.870	1:37.842	3	3.375	1:37.738	3	3.813	1:37.587	21	5.961	1:38.041	21	7.321	1:38.355
21	3.690	1:38.096	21	4.247	1:37.790	21	4.844	1:37.746	5	3 LAPS	1:40.208	5	3 LAPS	1:38.804
9	1 LAP	1:39.403	9	1 LAP	1:39.597	9	1 LAP	1:39.809	9	1 LAP	1:39.241	9	1 LAP	1:38.747
18	7.742	1:38.816	18	9.518	1:39.009	18	11.180	1:38.811	18	13.109	1:38.853	18	14.913	1:38.799
14	10.877	1:38.736	14	12.177	1:38.533	14	13.483	1:38.455	14	15.053	1:38.494	14	16.422	1:38.364
27	12.131	1:39.673	27	12.618	1:37.720	27	13.750	1:38.281	8	15.730	1:38.563	8	17.018	1:38.283
8	12.356	1:39.626	8	13.193	1:38.070	8	14.091	1:38.047	27	15.902	1:39.076	27	17.492	1:38.585
25	12.699	1:38.962	25	13.618	1:38.152	25	14.473	1:38.004	25	16.133	1:38.584	25	18.273	1:39.135
22	12.840	1:41.033	22	14.866	1:39.259	22	18.946	1:41.229	10	20.687	1:38.474	10	21.752	1:38.060
10	13.856	1:38.189	10	15.061	1:38.438	10	19.137	1:41.225	22	21.638	1:39.616	22	23.537	1:38.894
28	15.146	1:39.700	28	17.296	1:39.383	28	19.914	1:39.767	28	22.813	1:39.823	28	25.263	1:39.445
41	16.337	1:39.518	41	18.715	1:39.611	41	21.199	1:39.633	41	23.666	1:39.391	26	26.524	1:39.439
26	16.820	1:38.990	26	19.154	1:39.567	26	21.470	1:39.465	26	24.080	1:39.534	41	26.524	1:39.853
12	2 LAPS	1:39.400	12	2 LAPS	1:38.936	38	24.690	1:38.850	38	26.460	1:38.694	38	28.317	1:38.852
38	21.162	1:39.199	38	22.989	1:39.060	12	2 LAPS	1:40.047	12	2 LAPS	1:40.575	12	2 LAPS	1:39.269
19	25.314	1:39.959	19	29.155	1:41.074	19	32.805	1:40.799	19	37.069	1:41.188	19	44.212	1:44.138

Weather/Track: Cloud 15°/Damp 19°

www.mstworld.com

Page 2 of 3

Oschersleben
Circuit Length = 3.6960 km.
Start: 12:58 End: 13:21

Printed - 13:30 Sunday, 06 September 2009

2009 FIA World Touring Car Championship

RACE 1 - LAP CHART

(contd.)

Lap 11			Lap 12			Lap 13			Lap 14			Lap 15		
No	Behind	Laptime	No	Behind	Laptime	No	Behind	Laptime	No	Behind	Laptime	No	Behind	Laptime
6		1:37.084	6		1:37.395	6		1:37.679	6		1:38.584			
2	2.960	1:37.855	2	3.535	1:37.970	2	3.913	1:38.057	2	3.939	1:38.610			
3	5.474	1:37.720	3	5.976	1:37.897	3	6.312	1:38.015	3	6.350	1:38.622			
21	8.803	1:38.566	5	3 LAPS	1:38.721	5	3 LAPS	1:38.594	5	3 LAPS	1:38.912			
5	3 LAPS	1:38.615	21	11.425	1:40.017	21	14.807	1:41.061	21	15.398	1:39.175			
18	16.857	1:39.028	18	18.777	1:39.315	42	7 LAPS	12:30.725	42	7 LAPS	1:38.612			
9	1 LAP	1:41.246	14	19.216	1:38.556	18	20.381	1:39.283	14	22.502	1:40.465			
14	18.055	1:38.717	8	19.537	1:38.627	14	20.621	1:39.084	8	22.553	1:40.221			
8	18.305	1:38.371	27	19.806	1:38.558	8	20.916	1:39.058	27	22.749	1:39.693			
27	18.643	1:38.235	25	20.579	1:38.392	27	21.640	1:39.513	25	23.044	1:39.700			
25	19.582	1:38.393	10	23.706	1:38.198	25	21.928	1:39.028	10	23.392	1:38.119			
10	22.903	1:38.235	9	1 LAP	1:47.095	10	23.857	1:37.830	22	31.979	1:40.583			
22	25.951	1:39.498	22	28.286	1:39.730	22	29.980	1:39.373	18	32.059	1:50.262			
28	27.579	1:39.400	28	29.766	1:39.582	9	1 LAP	1:41.358	28	33.376	1:40.119			
26	28.542	1:39.102	26	30.708	1:39.561	28	31.841	1:39.754	26	33.596	1:40.057			
41	29.180	1:39.740	41	31.505	1:39.720	26	32.123	1:39.094	9	1 LAP	1:42.002			
38	29.868	1:38.635	38	31.960	1:39.487	41	33.617	1:39.791	38	36.101	1:40.859			
12	2 LAPS	1:39.524	12	2 LAPS	1:39.575	38	33.826	1:39.545	41	36.557	1:41.524			
19	50.036	1:42.908	19	56.526	1:43.885	12	2 LAPS	1:39.033	12	2 LAPS	1:42.888			
						19	1:03.982	1:45.135	1	10 LAPS	17:13.554			
									19	1:19.407	1:54.009			
									4	12 LAPS	21:07.195			

Weather/Track: Cloud 15°/Damp 19°

2009 FIA World Touring Car Championship GRID FOR RACE 2

ROW 14	19	LADYGIN	20	SHAPOLAVOV
ROW 13	43	WATT	23	PORTEIRO
ROW 12	7	MULLER	11	HUFF
ROW 11	4	GENE	1	MULLER
ROW 10	42	NYKJAER	5	MONTEIRO
ROW 9	12	MENU	9	ZANARDI
ROW 8	41	CLAIRET	38	GEIPEL
ROW 7	26	POULSEN	28	COLAK
ROW 6	18	LAGEN	22	BOARDMAN
ROW 5	10	HERNANDEZ	6	PRIAULX
ROW 4	2	TARQUINI	3	RYDELL
ROW 3	21	CORONEL	14	LARINI
ROW 2	8	FARFUS	27	D'ASTE
ROW 1	25	ENGSTLER		

POLE



Cars 20, 19, 7, 11, 23 and 43, start from the back of the grid.
As Stewards decisions 13, 14, 15, 16, 17 and 18 refer.

Oschersleben
Circuit Length = 3.6960 km.
Start: 12:58 End: 13:21

Race Director:	Steward:	Timekeeper:
----------------	----------	-------------

2009 FIA World Touring Car Championship
RACE 2 - PROVISIONAL CLASSIFICATION

POS	NO	CLS	DRIVER / TEAM	NAT	CAR	TIME	LAPS	GAP	KPH	BEST
1	8		Augusto FARFUS	BRA	BMW 320si	22:58.530	14		135.12	1:37.670
2	6		Andy PRIAULX	GBR	BMW 320si	22:59.174	14	0.644	135.06	1:37.350
3	2		Gabriele TARQUINI	ITA	SEAT Leon TDI	23:03.707	14	5.177	134.62	1:37.715
4	7		Jorg MULLER	GER	BMW 320si	23:06.506	14	7.976	134.35	1:37.679
5	10		Sergio HERNANDEZ	ESP	BMW 320si	23:07.191	14	8.661	134.28	1:37.782
6	14		Nicola LARINI	ITA	Chevrolet Cruze	23:12.126	14	13.596	133.80	1:38.373
7	1		Yvan MULLER	FRA	SEAT Leon TDI	23:17.365	14	18.835	133.30	1:38.517
8	21	I	Tom CORONEL	NED	SEAT Leon	23:17.700	14	19.170	133.27	1:38.229
9	11		Robert HUFF	GBR	Chevrolet Cruze	23:23.907	14	25.377	132.68	1:38.718
10	12		Alain MENU	SUI	Chevrolet Cruze	23:24.913	14	26.383	132.59	1:38.518
11	3		Rickard RYDELL	SWE	SEAT Leon TDI	23:25.317	14	26.787	132.55	1:38.305
12	5		Tiago MONTEIRO	POR	SEAT Leon TDI	23:27.678	14	29.148	132.33	1:38.842
13	22	I	Tom BOARDMAN	GBR	SEAT Leon	23:27.943	14	29.413	132.30	1:38.595
14	38	I	Philip GEIPEL	GER	BMW 320si	23:28.487	14	29.957	132.25	1:39.258
15	23	I	Felix PORTEIRO	ESP	BMW 320si	23:31.910	14	33.380	131.93	1:38.755
16	27	I	Stefano D'ASTE	ITA	BMW 320si	23:32.048	14	33.518	131.92	1:37.807
17	41	I	Jean-Marie CLAIRET	FRA	SEAT Leon	23:32.139	14	33.609	131.91	1:39.292
18	42	I	Michel NYKJAER	DEN	Chevrolet Lacetti	23:33.538	14	35.008	131.78	1:38.974
19	43	I	Jason WATT	DEN	SEAT Leon	23:33.851	14	35.321	131.75	1:39.340
20	18		Jaap van LAGEN	NED	LADA Priora	23:34.723	14	36.193	131.67	1:39.485
21	28	I	Marin COLAK	CRO	SEAT Leon	23:39.154	14	40.624	131.26	1:39.106
22	26	I	Kristian POULSEN	DEN	BMW 320si	23:54.474	14	55.944	129.85	1:38.921
23	19		Kirill LADYGIN	RUS	LADA Priora	20:43.792	12	2 LAPS	128.37	1:40.499
24	20		Viktor SHAPOLAVOV	RUS	LADA Priora	23:52.436	10	4 LAPS	92.88	1:39.285

NOT CLASSIFIED

25	I	Franz ENGSTLER	GER	BMW 320si	13:39.386	8	D.N.F.	129.90
4		Jordi GENE	ESP	SEAT Leon TDI	5:28.417	3	D.N.F.	121.54
9		Alessandro ZANARDI	ITA	BMW 320si	6:49.085	3	D.N.F.	97.57

FASTEST LAP

6		Andy PRIAULX		BMW 320si	1:37.350	3	84.92mph	136.67kph
27	I	Stefano D'ASTE		BMW 320si	1:37.807	4	84.53mph	136.03kph

Oschersleben

Subject to Technical Scrutineering. For Media Information Purposes - No Regulatory Value.

Circuit Length = 3.6960 km.

Weather/Track: Cloud 16°/Dry 21°

Start: 15:08 End: 15:31

Race Director:	Steward:	Timekeeper:	Issued at:
----------------	----------	-------------	------------

2009 FIA World Touring Car Championship
RACE 2 - RESULT

POS	NO	CLS	DRIVER / TEAM	NAT	CAR	TIME	LAPS	GAP	KPH	BEST
1	8		Augusto FARFUS	BRA	BMW 320si	22:58.530	14		135.12	1:37.670
2	6		Andy PRIAULX	GBR	BMW 320si	22:59.174	14	0.644	135.06	1:37.350
3	2		Gabriele TARQUINI	ITA	SEAT Leon TDI	23:03.707	14	5.177	134.62	1:37.715
4	7		Jorg MULLER	GER	BMW 320si	23:06.506	14	7.976	134.35	1:37.679
5	10		Sergio HERNANDEZ	ESP	BMW 320si	23:07.191	14	8.661	134.28	1:37.782
6	14		Nicola LARINI	ITA	Chevrolet Cruze	23:12.126	14	13.596	133.80	1:38.373
7	1		Yvan MULLER	FRA	SEAT Leon TDI	23:17.365	14	18.835	133.30	1:38.517
8	21	I	Tom CORONEL	NED	SEAT Leon	23:17.700	14	19.170	133.27	1:38.229
9	11		Robert HUFF	GBR	Chevrolet Cruze	23:23.907	14	25.377	132.68	1:38.718
10	12		Alain MENU	SUI	Chevrolet Cruze	23:24.913	14	26.383	132.59	1:38.518
11	3		Rickard RYDELL	SWE	SEAT Leon TDI	23:25.317	14	26.787	132.55	1:38.305
12	5		Tiago MONTEIRO	POR	SEAT Leon TDI	23:27.678	14	29.148	132.33	1:38.842
13	22	I	Tom BOARDMAN	GBR	SEAT Leon	23:27.943	14	29.413	132.30	1:38.595
14	38	I	Philip GEIPEL	GER	BMW 320si	23:28.487	14	29.957	132.25	1:39.258
15	23	I	Felix PORTEIRO	ESP	BMW 320si	23:31.910	14	33.380	131.93	1:38.755
16	27	I	Stefano D'ASTE	ITA	BMW 320si	23:32.048	14	33.518	131.92	1:37.807
17	41	I	Jean-Marie CLAIRET	FRA	SEAT Leon	23:32.139	14	33.609	131.91	1:39.292
18	42	I	Michel NYKJAER	DEN	Chevrolet Lacetti	23:33.538	14	35.008	131.78	1:38.974
19	43	I	Jason WATT	DEN	SEAT Leon	23:33.851	14	35.321	131.75	1:39.340
20	18		Jaap van LAGEN	NED	LADA Priora	23:34.723	14	36.193	131.67	1:39.485
21	28	I	Marin COLAK	CRO	SEAT Leon	23:39.154	14	40.624	131.26	1:39.106
22	26	I	Kristian POULSEN	DEN	BMW 320si	23:54.474	14	55.944	129.85	1:38.921
23	19		Kirill LADYGIN	RUS	LADA Priora	20:43.792	12	2 LAPS	128.37	1:40.499
24	20		Viktor SHAPOLAVOV	RUS	LADA Priora	23:52.436	10	4 LAPS	92.88	1:39.285

NOT CLASSIFIED

25	I	Franz ENGSTLER	GER	BMW 320si	13:39.386	8	D.N.F.	129.90
4		Jordi GENE	ESP	SEAT Leon TDI	5:28.417	3	D.N.F.	121.54
9		Alessandro ZANARDI	ITA	BMW 320si	6:49.085	3	D.N.F.	97.57

FASTEST LAP

6		Andy PRIAULX		BMW 320si	1:37.350	3	84.92mph	136.67kph
27	I	Stefano D'ASTE		BMW 320si	1:37.807	4	84.53mph	136.03kph

Oschersleben

Circuit Length = 3.6960 km.

Start: 15:08 End: 15:31

Weather/Track: Cloud 16°/Dry 21°

Steward:	Steward:	Steward:	Issued at:
----------	----------	----------	------------

2009 FIA World Touring Car Championship

Race 2 - Sector Analysis Report

Lap S1 Time S1 Spd S2 Time S2 Spd S3 Time S3 Spd Lap Time Pit Lap S1 Time S1 Spd S2 Time S2 Spd S3 Time S3 Spd Lap Time Pit

1 MULLER							FRA	SEAT Leon TDI							
1	49.041	164.3	35.058	198.8	27.730	172.5	1:51.829	9	37.454	163.1	33.852	198.1	28.168	171.1	1:39.474
2	37.790	166.9	33.839	201.1	27.530	174.7	1:39.159	10	37.350	165.6	33.593	198.5	27.639	171.7	1:38.582
3	37.524	165.3	33.553	198.8	27.673	173.0	1:38.750	11	37.288	163.8	33.610	198.8	27.770	170.8	1:38.668
4	37.706	165.6	33.565	200.0	27.718	172.8	1:38.989	12	37.228	164.6	33.665	197.8	27.710	171.4	1:38.603
5	37.541	164.8	33.593	198.8	27.818	170.8	1:38.952	13	37.424	162.8	33.768	197.4	27.920	170.8	1:39.112
6	37.384	165.8	33.497	198.8	27.636	172.2	1:38.517	14	37.402	164.8	33.780	196.3	27.757	171.4	1:38.939
7	37.578	166.4	33.505	199.2	27.678	171.9	1:38.761								
8	37.446	164.6	33.822	198.1	27.762	171.9	1:39.030								

2 TARQUINI							ITA	SEAT Leon TDI							
1	45.425	165.6	33.227	197.4	27.442	171.7	1:46.094	9	37.223	166.4	33.358	198.5	27.526	171.9	1:38.107
2	38.089	166.1	33.456	200.0	27.619	172.5	1:39.164	10	37.117	167.4	33.304	197.4	27.559	172.5	1:37.980
3	37.281	165.3	33.207	201.1	27.880	173.0	1:38.368	11	37.224	165.1	33.336	196.7	27.578	171.9	1:38.138
4	37.382	166.9	33.254	197.0	27.400	172.2	1:38.036	12	37.357	166.6	33.371	197.8	27.631	171.9	1:38.359
5	37.089	168.7	33.188	198.1	27.472	172.2	1:37.749	13	37.272	167.7	33.486	196.7	27.717	171.7	1:38.475
6	36.984	165.6	33.311	200.0	27.420	172.5	1:37.715	14	37.191	167.7	33.732	194.5	27.956	170.0	1:38.879
7	37.132	167.7	33.362	198.8	27.516	172.5	1:38.010								
8	37.605	168.2	33.435	197.8	27.593	171.7	1:38.633								

3 RYDELL							SWE	SEAT Leon TDI							
1	50.516	145.3	34.756	198.1	27.964	172.5	1:53.236	9	37.804	161.1	33.793	194.5	27.529	169.8	1:39.126
2	37.954	165.6	33.575	198.8	27.700	172.2	1:39.229	10	37.288	165.8	33.456	195.2	27.561	170.6	1:38.305
3	37.523	165.6	33.449	198.8	27.850	171.4	1:38.822	11	37.359	166.1	33.514	198.8	27.802	171.9	1:38.675
4	37.850	164.3	33.861	199.2	28.168	171.4	1:39.879	12	38.200	165.8	33.852	194.9	28.044	169.5	1:40.096
5	37.727	166.4	33.911	198.5	28.051	168.4	1:39.689	13	38.218	167.4	33.750	197.0	27.799	169.5	1:39.767
6	37.545	165.8	33.487	196.7	27.582	170.0	1:38.614	14	37.470	166.4	33.787	196.3	28.919	170.6	1:40.176
7	37.420	166.4	34.083	200.0	28.538	168.7	1:40.041								
8	38.154	167.4	33.944	197.0	27.564	170.6	1:39.662								

4 GENE							ESP	SEAT Leon TDI							
1	48.124	165.8	35.860	190.4	28.277	172.2	1:52.261	3	37.639	166.6	33.798	198.1	45.512		1:56.949 Pit
2	37.638	166.4	33.840	199.2	27.729	170.0	1:39.207								

5 MONTEIRO							POR	SEAT Leon TDI							
1	47.745	164.6	34.081	198.8	29.049	170.8	1:50.875	9	37.915	163.6	33.595	197.4	27.785	169.8	1:39.295
2	38.315	165.3	33.582	201.1	27.677	170.8	1:39.574	10	37.506	165.3	33.670	197.4	27.926	170.6	1:39.102
3	37.533	165.6	34.156	192.8	28.048	171.1	1:39.737	11	37.886	162.8	34.104	196.0	28.199	167.9	1:40.189
4	37.697	164.8	33.562	200.0	27.805	170.3	1:39.064	12	37.380	165.6	33.704	195.2	27.758	169.0	1:38.842
5	38.057	165.1	33.524	198.5	27.701	170.0	1:39.282	13	37.507	164.3	33.721	196.3	27.779	169.8	1:39.007
6	37.451	165.8	33.890	199.6	27.923	170.8	1:39.264	14	37.737	164.3	33.737	197.0	33.808	169.0	1:45.282
7	37.788	164.3	33.594	197.4	27.767	169.5	1:39.149								
8	37.306	164.8	33.793	197.8	27.917	169.5	1:39.016								



Weather/Track: Cloud 16° /Dry 21°



Circuit Length - 3.696 kilometres
Motorsport Arena
Oschersleben

2009 FIA World Touring Car Championship

Race 2 - Sector Analysis Report

Lap S1 Time S1 Spd S2 Time S2 Spd S3 Time S3 Spd Lap Time Pit Lap S1 Time S1 Spd S2 Time S2 Spd S3 Time S3 Spd Lap Time Pit

6 PRIAULX GBR BMW 320si							
1	45.192	162.8	33.086	198.1	27.440	170.0	1:45.718
2	37.973	161.4	33.267	195.6	27.134	169.0	1:38.374
3	37.054	162.6	33.132	195.6	27.164	169.5	1:37.350
4	36.979	163.1	33.500	197.8	27.394	168.7	1:37.873
5	37.062	163.1	33.422	197.8	27.551	168.4	1:38.035
6	37.215	162.1	33.043	197.0	27.400	168.4	1:37.658
7	37.149	162.8	33.297	195.6	27.329	168.4	1:37.775
8	37.254	163.8	33.133	196.7	27.318	170.0	1:37.705

7 MULLER GER BMW 320si							
1	48.420	164.6	34.442	195.2	28.191	169.5	1:51.053
2	37.739	163.3	33.090	198.8	27.672	168.2	1:38.501
3	37.539	160.7	33.638	199.2	27.994	169.0	1:39.171
4	37.416	164.6	33.485	198.8	27.665	170.8	1:38.566
5	37.029	163.6	33.317	196.3	27.335	169.8	1:37.681
6	37.280	160.7	33.396	195.6	27.313	168.7	1:37.989
7	37.158	163.1	33.243	196.3	27.278	170.0	1:37.679
8	37.873	164.3	33.513	196.7	27.318	170.0	1:38.704

8 FARFUS BRA BMW 320si							
1	43.954	163.8	32.882	199.2	27.724	165.1	1:44.560
2	37.296	163.8	33.333	197.0	27.289	169.5	1:37.918
3	36.993	164.1	33.150	198.1	27.579	170.3	1:37.722
4	37.463	161.6	33.273	196.0	27.362	168.7	1:38.098
5	37.300	162.1	33.336	196.3	27.402	169.0	1:38.038
6	37.137	163.3	33.204	196.7	27.329	168.7	1:37.670
7	37.278	162.6	33.345	195.6	27.347	168.4	1:37.970
8	37.187	163.1	33.211	196.3	27.304	169.5	1:37.702

9 ZANARDI ITA BMW 320si							
1	2:06.028	160.0	35.133	188.8	27.940	165.6	3:09.101
2	37.720	160.0	36.289	189.8	28.822	163.8	1:42.831
3					38.504	159.7	34.857 190.4 43.792 1:57.153 Pit

10 HERNANDEZ ESP BMW 320si							
1	46.236	160.9	33.673	196.7	27.603	169.2	1:47.512
2	37.186	163.8	33.474	197.0	27.646	168.7	1:38.306
3	37.247	162.4	33.289	197.4	27.639	169.8	1:38.175
4	37.694	162.8	33.449	197.8	27.452	170.0	1:38.595
5	37.418	163.3	33.498	197.4	27.464	169.0	1:38.380
6	37.483	161.6	33.560	197.8	27.743	167.4	1:38.786
7	37.304	162.8	33.564	196.7	27.608	169.0	1:38.476
8	38.076	162.4	33.529	197.0	27.544	169.8	1:39.149
9					37.337	161.9	33.739 196.3 27.632 169.5 1:38.708
10					37.575	163.1	33.383 194.5 27.484 167.1 1:38.442
11					37.224	162.4	33.280 195.2 27.970 169.2 1:38.474
12					37.565	163.8	33.344 197.8 27.523 169.2 1:38.432
13					37.100	163.3	33.430 197.0 27.444 170.0 1:37.974
14					37.088	163.8	33.255 196.7 27.439 170.6 1:37.782



Weather/Track: Cloud 16° /Dry 21°



Circuit Length - 3.696 kilometres
Motorsport Arena
Oschersleben

2009 FIA World Touring Car Championship

Race 2 - Sector Analysis Report

Lap	S1 Time	S1 Spd	S2 Time	S2 Spd	S3 Time	S3 Spd	Lap Time Pit	Lap	S1 Time	S1 Spd	S2 Time	S2 Spd	S3 Time	S3 Spd	Lap Time Pit
11 HUFF GBR Chevrolet Cruze															
1	49.392	163.3	34.926	198.5	28.296	169.8	1:52.614	9	37.553	164.1	34.020	198.1	27.830	170.6	1:39.403
2	37.831	164.8	33.575	198.5	27.831	170.3	1:39.237	10	37.486	164.3	33.541	196.7	27.722	169.8	1:38.749
3	37.753	163.8	33.473	198.5	28.014	170.0	1:39.240	11	37.553	163.6	33.518	197.8	27.647	170.3	1:38.718
4	37.892	164.3	33.744	199.2	28.140	169.8	1:39.776	12	37.633	162.8	33.602	197.4	27.769	171.1	1:39.004
5	37.527	163.6	33.668	198.1	27.706	170.0	1:38.901	13	37.742	164.3	33.609	196.3	27.643	170.3	1:38.994
6	37.480	164.6	33.349	199.2	27.906	170.0	1:38.735	14	37.348	164.6	33.431	197.4	28.549	168.4	1:39.328
7	37.859	163.6	34.415	198.1	28.393	170.3	1:40.667								
8	38.340	166.1	34.386	197.0	27.815	170.3	1:40.541								
12 MENU SUI Chevrolet Cruze															
1	48.797	163.3	34.681	196.7	27.899	170.3	1:51.377	9	37.995	162.4	33.583	197.8	27.830	169.8	1:39.408
2	38.113	162.8	33.669	198.5	27.680	170.8	1:39.462	10	37.525	163.8	33.699	197.4	27.860	169.5	1:39.084
3	38.061	163.3	33.687	197.4	27.910	170.0	1:39.658	11	37.859	163.3	34.051	196.3	28.481	169.0	1:40.391
4	38.016	163.1	33.895	196.7	27.732	169.5	1:39.643	12	37.893	163.6	33.568	197.0	27.566	170.0	1:39.027
5	37.562	163.3	33.510	198.1	27.679	169.0	1:38.751	13	37.296	164.3	33.515	196.0	27.707	169.8	1:38.518
6	37.502	164.1	33.640	197.8	28.068	169.5	1:39.210	14	37.858	163.8	33.570	197.8	30.837	168.7	1:42.265
7	38.015	160.7	33.743	196.7	27.618	170.0	1:39.376								
8	37.252	164.3	33.573	198.1	27.918	170.0	1:38.743								
14 LARINI ITA Chevrolet Cruze															
1	44.577	164.8	33.487	198.1	27.425	168.7	1:45.489	9	37.421	162.8	33.719	197.0	27.607	169.0	1:38.747
2	38.441	164.1	33.495	197.4	27.373	169.0	1:39.309	10	39.233	162.1	33.784	196.0	27.576	168.4	1:40.593
3	37.329	161.9	33.452	194.9	27.875	167.9	1:38.656	11	37.417	163.1	33.673	196.7	27.643	168.7	1:38.733
4	37.926	164.6	33.444	197.4	27.576	169.2	1:38.946	12	37.636	163.3	33.643	195.2	27.611	168.4	1:38.890
5	37.343	164.1	33.454	197.0	27.576	168.7	1:38.373	13	37.545	164.1	33.829	195.6	27.704	168.4	1:39.078
6	37.500	163.6	33.451	197.0	27.588	167.4	1:38.539	14	37.598	163.1	33.727	196.0	27.637	168.4	1:38.962
7	37.483	164.3	33.538	196.0	27.663	169.0	1:38.684								
8	37.893	163.6	33.693	196.3	27.541	168.4	1:39.127								
18 LAGEN NED LADA Priora															
1	46.863	163.6	34.200	196.3	27.941	167.7	1:49.004	9	38.100	163.1	33.798	194.2	28.082	166.9	1:39.980
2	37.532	163.6	33.584	193.2	28.369	164.8	1:39.485	10	37.934	164.1	33.845	193.8	28.013	166.9	1:39.792
3	38.064	162.8	33.714	196.7	28.089	166.6	1:39.867	11	38.668	162.1	33.849	196.0	28.023	167.1	1:40.540
4	38.057	163.6	33.882	192.8	27.981	167.9	1:39.920	12	38.104	161.4	34.183	194.5	28.408	167.4	1:40.695
5	39.941	163.3	33.730	194.5	28.416	166.6	1:42.087	13	38.286	162.8	34.030	193.2	28.098	167.1	1:40.414
6	38.661	160.7	33.953	194.5	27.959	167.4	1:40.573	14	38.303	161.9	33.993	193.8	28.833	167.7	1:41.129
7	38.779	163.1	33.642	194.5	28.354	168.2	1:40.775								
8	38.475	163.8	33.928	194.9	28.059	167.7	1:40.462								
19 LADYGIN RUS LADA Priora															
1	1:05.975	160.4	37.540	191.1	28.834	165.8	2:12.349	8	37.973	162.6	34.537	192.8	28.194	165.8	1:40.704
2	38.593	163.1	35.402	190.4	28.700	165.8	1:42.695	9	38.131	161.1	34.397	192.5	28.221	166.9	1:40.749
3	38.113	160.0	33.987	191.8	28.829	166.9	1:40.929	10	38.216	160.9	34.700	191.8	28.187	166.4	1:41.103
4	38.055	161.9	34.437	192.5	28.007	165.3	1:40.499	11	38.612	161.9	34.408	191.8	28.365	166.4	1:41.385
5	38.365	160.7	34.233	191.8	28.342	164.6	1:40.940	12	38.123	162.6	34.734	189.4	28.257	166.1	1:41.114
6	38.115	161.9	34.185	190.4	28.310	165.1	1:40.610								
7	38.415	163.1	34.081	192.5	28.219	166.6	1:40.715								



Weather/Track: Cloud 16° / Dry 21°



Circuit Length - 3.696 kilometres
Motorsport Arena
Oschersleben

2009 FIA World Touring Car Championship

Race 2 - Sector Analysis Report

Lap S1 Time S1 Spd S2 Time S2 Spd S3 Time S3 Spd Lap Time Pit Lap S1 Time S1 Spd S2 Time S2 Spd S3 Time S3 Spd Lap Time Pit

20 SHAPOLAVOV RUS						LADA Priora									
1	50.857	161.6	41.139	171.9	46.731	2:18.727	Pit	7	37.861	160.4	33.849	191.4	27.855	164.8	1:39.565
2	7:07.684	160.9	35.154	189.8	28.358	165.3	8:11.196	8	37.879	161.1	33.896	190.8	28.816	164.6	1:40.591
3	38.338	160.7	37.620	190.1	27.965	165.8	1:43.923	9	37.819	162.8	33.870	193.5	28.211	164.1	1:39.900
4	37.954	160.9	34.095	190.8	27.756	166.1	1:39.805	10	37.600	160.2	33.709	191.8	27.976	164.8	1:39.285
5	37.815	161.9	33.916	190.8	28.043	164.6	1:39.774								
6	37.784	161.1	34.010	191.8	27.876	164.3	1:39.670								

21 CORONEL NED						SEAT Leon I									
1	47.086	159.0	34.507	193.5	28.315	168.4	1:49.908	9	37.687	160.4	33.785	194.2	28.188	167.7	1:39.660
2	37.191	164.3	33.370	194.9	27.996	168.2	1:38.557	10	37.293	163.1	33.469	193.8	27.467	167.7	1:38.229
3	38.626	162.8	33.308	196.7	28.578	166.4	1:40.512	11	37.359	162.4	33.367	193.8	27.513	167.1	1:38.239
4	37.750	164.3	33.538	193.2	27.592	168.4	1:38.880	12	37.378	162.6	33.481	194.5	27.448	167.9	1:38.307
5	37.475	164.1	33.597	196.3	27.578	167.1	1:38.650	13	37.284	162.6	34.330	175.0	29.628	167.7	1:41.242
6	37.555	164.3	33.361	195.6	27.513	167.9	1:38.429	14	37.655	162.6	33.601	194.9	27.690	168.7	1:38.946
7	37.370	163.8	33.817	193.2	27.588	168.7	1:38.775								
8	37.891	163.1	33.672	195.2	27.803	168.2	1:39.366								

22 BOARDMAN GBR						SEAT Leon I									
1	45.993	163.3	34.564	195.2	27.568	169.2	1:48.125	9	37.811	161.4	33.804	194.5	29.389	167.1	1:41.004
2	37.328	163.8	33.628	195.2	27.639	169.0	1:38.595	10	37.979	163.6	34.395	194.2	27.853	167.7	1:40.227
3	37.686	162.6	33.857	195.6	27.725	168.2	1:39.268	11	38.079	162.6	34.163	181.8	28.902	166.6	1:41.144
4	37.506	163.6	33.716	194.5	27.574	167.9	1:38.796	12	39.154	164.8	34.211	194.5	27.836	169.0	1:41.201
5	37.662	162.8	33.940	196.0	27.747	167.1	1:39.349	13	37.919	164.3	33.934	193.5	28.274	169.2	1:40.127
6	38.218	160.2	33.929	195.2	27.696	167.9	1:39.843	14	38.685	160.7	34.171	193.8	28.605	167.4	1:41.461
7	37.957	161.4	33.869	194.5	27.684	167.9	1:39.510								
8	37.914	163.8	33.718	196.0	27.661	168.4	1:39.293								

23 PORTEIRO ESP						BMW 320si I									
1	49.382	160.4	35.156	198.1	28.403	170.0	1:52.941	9	37.629	163.3	33.634	198.1	27.682	170.6	1:38.945
2	38.100	163.3	33.517	197.4	27.627	171.1	1:39.244	10	37.930	163.3	33.671	196.7	27.999	169.5	1:39.600
3	38.384	161.9	33.442	197.8	27.627	170.8	1:39.453	11	37.885	161.6	33.630	196.3	27.730	168.7	1:39.245
4	37.954	162.6	33.697	198.5	28.043	170.3	1:39.694	12	37.516	162.4	33.540	196.7	27.699	169.8	1:38.755
5	38.023	162.6	33.687	200.0	27.999	168.2	1:39.709	13	37.640	162.4	33.602	194.9	28.306	168.7	1:39.548
6	38.334	163.6	33.951	198.5	27.966	169.8	1:40.251	14	38.668	160.9	36.427	177.6	30.179	166.4	1:45.274
7	38.603	162.6	33.716	197.8	27.910	168.4	1:40.229								
8	37.340	163.3	33.793	197.0	27.889	167.7	1:39.022								

25 ENGSTLER GER						BMW 320si I									
1	42.617	162.4	33.124	193.8	27.532	167.9	1:43.273	6	37.295	163.3	33.368	196.3	27.455	169.2	1:38.118
2	37.344	163.3	33.591	192.8	27.446	167.9	1:38.381	7	37.346	164.1	33.458	194.2	27.924	161.1	1:38.728
3	37.378	162.1	33.372	193.8	27.575	169.8	1:38.325	8	43.174	136.3	37.753	166.4	43.922		2:04.849 Pit
4	37.993	163.6	33.452	194.9	27.376	168.4	1:38.821								
5	37.357	163.3	33.498	196.0	28.036	169.8	1:38.891								



Weather/Track: Cloud 16° /Dry 21°

Circuit Length - 3.696 kilometres
Motorsport Arena
Oschersleben

Printed at 15:38, Sunday, 06 September, 2009

© MST Systems Ltd, 2005 (www.mstworld.com)

Page 4

2009 FIA World Touring Car Championship

Race 2 - Sector Analysis Report

Lap S1 Time S1 Spd S2 Time S2 Spd S3 Time S3 Spd Lap Time Pit Lap S1 Time S1 Spd S2 Time S2 Spd S3 Time S3 Spd Lap Time Pit

26 POULSEN							DEN BMW 320si							I	
1	46.558	161.6	34.287	197.0	27.541	169.2	1:48.386	9	37.684	161.6	33.538	193.5	27.699	166.6	1:38.921
2	37.707	162.8	34.024	190.1	28.246	165.3	1:39.977	10	37.688	162.8	33.681	194.5	27.639	165.8	1:39.008
3	37.926	161.1	33.703	194.9	27.817	166.4	1:39.446	11	37.868	162.1	33.648	194.5	27.678	165.6	1:39.194
4	37.860	162.4	33.715	194.2	27.725	165.8	1:39.300	12	37.919	162.1	33.698	194.5	27.937	165.1	1:39.554
5	37.926	162.8	33.860	192.1	28.228	166.4	1:40.014	13	38.038	161.9	33.866	192.5	27.733	165.1	1:39.637
6	38.244	162.4	33.954	196.0	38.552		1:50.750 Pit	14	38.793	154.9	33.891	194.5	29.436	121.8	1:42.120
7	57.003	160.7	34.180	193.8	27.855	167.1	1:59.038								
8	37.607	162.4	33.937	193.5	27.585	165.3	1:39.129								

27 D'ASTE							ITA BMW 320si							I	
1	43.508	162.4	33.055	196.3	27.871	165.3	1:44.434	9	37.610	160.7	33.538	193.8	27.631	167.4	1:38.779
2	38.052	162.8	33.302	196.3	27.605	167.7	1:38.959	10	37.319	160.9	33.410	194.5	27.499	167.9	1:38.228
3	37.334	160.9	33.657	180.6	27.584	169.2	1:38.575	11	37.256	162.1	33.297	196.7	27.327	168.7	1:37.880
4	37.092	162.8	33.182	197.4	27.533	169.0	1:37.807	12	37.261	162.8	34.035	194.5	27.462	169.2	1:38.758
5	37.267	163.3	33.289	196.7	27.818	167.9	1:38.374	13	37.742	162.1	33.898	197.4	27.528	169.0	1:39.168
6	37.323	160.9	33.322	196.7	27.588	169.2	1:38.233	14	37.776	161.9	34.051	189.4	28.699	166.1	1:40.526
7	37.102	162.6	33.365	197.4	35.368		1:45.835 Pit								
8	55.806	161.9	33.246	194.2	27.440	167.9	1:56.492								

28 COLAK							CRO SEAT Leon							I	
1	58.731	158.8	34.083	190.8	28.593	166.1	2:01.407	9	38.700	158.1	33.903	189.4	28.086	166.1	1:40.689
2	37.772	160.9	33.623	191.4	27.711	166.4	1:39.106	10	38.055	160.4	34.006	189.1	28.107	165.6	1:40.168
3	37.929	160.4	33.562	190.1	27.751	166.6	1:39.242	11	38.051	160.2	33.891	190.4	28.061	165.1	1:40.003
4	37.882	159.5	33.680	190.8	28.000	165.1	1:39.562	12	38.256	160.9	33.854	188.8	28.112	166.6	1:40.222
5	37.860	160.4	33.599	190.4	27.992	165.6	1:39.451	13	38.034	160.9	33.927	191.4	28.145	165.1	1:40.106
6	38.003	161.4	33.708	190.1	28.055	165.6	1:39.766	14	38.042	160.7	33.931	189.8	28.007	166.4	1:39.980
7	38.103	161.6	33.770	189.1	27.958	166.1	1:39.831								
8	37.911	160.7	33.834	188.4	27.876	165.8	1:39.621								

38 GEIPEL							GER BMW 320si							I	
1	47.250	160.9	34.231	194.9	28.698	167.7	1:50.179	9	38.256	160.7	34.044	196.7	27.798	168.2	1:40.098
2	37.810	163.1	33.510	195.6	28.095	164.1	1:39.415	10	38.310	161.1	33.723	193.2	27.943	167.1	1:39.976
3	37.890	162.4	33.883	194.5	27.668	168.7	1:39.441	11	37.758	160.9	33.999	192.5	28.267	168.4	1:40.024
4	38.097	162.6	33.592	196.0	27.707	169.0	1:39.396	12	37.670	162.1	33.861	195.2	27.727	168.7	1:39.258
5	38.456	160.4	33.570	196.0	27.514	169.0	1:39.540	13	37.779	162.8	33.760	193.5	28.028	168.4	1:39.567
6	37.552	163.1	34.162	193.8	27.809	166.6	1:39.523	14	37.861	162.6	34.451	191.4	28.483	166.4	1:40.795
7	38.588	156.9	34.586	196.0	28.186	168.2	1:41.360								
8	38.001	161.4	33.784	194.5	28.130	166.6	1:39.915								



Weather/Track: Cloud 16° / Dry 21°



Circuit Length - 3.696 kilometres
Motorsport Arena
Oschersleben

2009 FIA World Touring Car Championship

Race 2 - Sector Analysis Report

Lap S1 Time S1 Spd S2 Time S2 Spd S3 Time S3 Spd Lap Time Pit Lap S1 Time S1 Spd S2 Time S2 Spd S3 Time S3 Spd Lap Time Pit

41 CLAIRET							FRA		SEAT Leon			I			
1	47.508	162.1	34.242	185.8	28.712	165.3	1:50.462	9	37.951	162.1	33.946	193.5	27.937	167.4	1:39.834
2	38.265	158.5	33.762	196.0	27.510	169.0	1:39.537	10	38.151	162.1	33.748	194.5	27.996	166.9	1:39.895
3	37.675	161.6	33.854	193.8	27.763	168.7	1:39.292	11	38.161	160.4	33.818	194.5	27.988	166.1	1:39.967
4	39.038	161.4	33.793	195.6	28.532	166.4	1:41.363	12	38.234	160.4	33.814	193.5	28.004	166.6	1:40.052
5	38.077	163.1	33.865	196.3	28.304	166.1	1:40.246	13	38.183	160.7	33.890	192.5	27.977	167.1	1:40.050
6	38.255	162.1	33.960	195.6	27.995	168.2	1:40.210	14	38.227	161.6	34.078	193.5	29.294	166.9	1:41.599
7	37.960	160.4	33.669	193.2	27.932	167.9	1:39.561								
8	37.977	162.6	33.822	193.8	28.272	165.3	1:40.071								

42 NYKJAER							DEN		Chevrolet Lacetti			I			
1	49.791	163.3	34.959	199.6	28.767	169.5	1:53.517	9	37.850	161.6	33.919	197.0	27.758	170.3	1:39.527
2	38.260	163.6	33.503	198.1	27.709	170.6	1:39.472	10	38.066	163.3	33.933	196.3	27.853	169.8	1:39.852
3	37.839	164.6	33.555	198.5	27.580	170.0	1:38.974	11	38.182	160.0	34.024	194.2	27.825	169.5	1:40.031
4	38.102	161.6	33.831	197.4	27.795	169.5	1:39.728	12	38.340	156.9	33.943	196.7	27.949	170.0	1:40.232
5	38.003	163.6	33.849	196.3	27.860	170.0	1:39.712	13	37.970	163.1	34.080	196.0	27.837	169.5	1:39.887
6	38.473	164.8	33.922	197.0	27.918	169.2	1:40.313	14	37.972	163.1	34.201	194.5	30.268	164.8	1:42.441
7	38.463	163.6	33.719	197.4	28.012	170.6	1:40.194								
8	37.872	163.3	33.969	196.0	27.817	169.2	1:39.658								

43 WATT							DEN		SEAT Leon			I			
1	50.149	163.1	35.278	186.2	28.570	169.5	1:53.997	9	38.310	163.3	33.947	194.5	27.767	168.2	1:40.024
2	38.296	163.3	34.445	195.2	27.984	169.0	1:40.725	10	37.818	163.3	34.035	196.3	27.789	168.4	1:39.642
3	37.811	163.1	34.060	195.2	27.837	166.9	1:39.708	11	37.927	161.6	33.946	194.5	27.624	168.7	1:39.497
4	37.671	163.3	33.973	195.6	27.696	166.9	1:39.340	12	38.197	157.8	34.235	193.5	27.819	169.0	1:40.251
5	37.633	161.6	34.093	194.2	27.728	168.2	1:39.454	13	37.882	163.1	34.114	194.5	28.424	167.4	1:40.420
6	37.732	163.3	34.245	195.6	27.920	167.1	1:39.897	14	37.938	161.9	34.076	192.5	29.507	166.9	1:41.521
7	37.730	164.1	33.898	194.9	27.896	167.9	1:39.524								
8	37.838	164.6	33.903	196.3	28.110	168.7	1:39.851								



Weather/Track: Cloud 16° / Dry 21°



Circuit Length - 3.696 kilometres
Motorsport Arena
Oschersleben

Printed at 15:38, Sunday, 06 September, 2009

© MST Systems Ltd, 2005 (www.mstworld.com)

Page 6

2009 FIA World Touring Car Championship Race 2 - Best Sector Speeds Report

SECTOR 1				SECTOR 2				SECTOR 3				
POS	NO	NAME	SPEED	LAP	NO	NAME	SPEED	LAP	NO	NAME	SPEED	LAP
1	2	TARQUINI	168.7	5	1	MULLER	201.1	2	1	MULLER	174.7	2
2	3	RYDELL	167.4	8	2	TARQUINI	201.1	3	2	TARQUINI	173.0	3
3	1	MULLER	166.9	2	5	MONTEIRO	201.1	2	3	RYDELL	172.5	1
4	4	GENE	166.6	3	3	RYDELL	200.0	7	4	GENE	172.2	1
5	11	HUFF	166.1	8	23	PORTEIRO	200.0	5	5	MONTEIRO	171.1	3
6	5	MONTEIRO	165.8	6	42	NYKJAER	199.6	1	11	HUFF	171.1	12
7	14	LARINI	164.8	1	4	GENE	199.2	2	23	PORTEIRO	171.1	2
8	22	BOARDMAN	164.8	12	7	MULLER	199.2	3	7	MULLER	170.8	4
9	42	NYKJAER	164.8	6	8	FARFUS	199.2	1	12	MENU	170.8	2
10	7	MULLER	164.6	1	11	HUFF	199.2	4	10	HERNANDEZ	170.6	14
11	43	WATT	164.6	8	12	MENU	198.5	2	42	NYKJAER	170.6	2
12	6	PRI AULX	164.3	14	6	PRI AULX	198.1	1	8	FARFUS	170.3	3
13	12	MENU	164.3	8	14	LARINI	198.1	1	6	PRI AULX	170.0	1
14	21	CORONEL	164.3	2	10	HERNANDEZ	197.8	4	25	ENGSTLER	169.8	3
15	8	FARFUS	164.1	3	27	D'ASTE	197.4	4	43	WATT	169.5	1
16	18	LAGEN	164.1	10	26	POULSEN	197.0	1	14	LARINI	169.2	4
17	25	ENGSTLER	164.1	7	18	LAGEN	196.7	3	22	BOARDMAN	169.2	1
18	10	HERNANDEZ	163.8	2	21	CORONEL	196.7	3	26	POULSEN	169.2	1
19	23	PORTEIRO	163.6	6	38	GEIPEL	196.7	9	27	D'ASTE	169.2	3
20	27	D'ASTE	163.3	5	25	ENGSTLER	196.3	6	38	GEIPEL	169.0	4
21	19	LADYGIN	163.1	2	41	CLAIRET	196.3	5	41	CLAIRET	169.0	2
22	38	GEIPEL	163.1	2	43	WATT	196.3	8	21	CORONEL	168.7	7
23	41	CLAIRET	163.1	5	22	BOARDMAN	196.0	5	18	LAGEN	168.2	7
24	20	SHAPOLAVOV	162.8	9	20	SHAPOLAVOV	193.5	9	19	LADYGIN	166.9	3
25	26	POULSEN	162.8	2	19	LADYGIN	192.8	8	28	COLAK	166.6	3
26	28	COLAK	161.6	7	28	COLAK	191.4	2	20	SHAPOLAVOV	166.1	4
27	9	ZANARDI	160.0	1	9	ZANARDI	190.4	3	9	ZANARDI	165.6	1



Weather/Track: Cloud 16° /Dry 21°



Circuit Length - 3.696 kilometres
Motorsport Arena
Oschersleben

2009 FIA World Touring Car Championship Race 2 - Best Sector Times Report

POS	NO	SECTOR 1		SECTOR 2		SECTOR 3		IDEAL/BEST LAP COMPARISON							
		TIME	LAP	NO	TIME	LAP	NO	TIME	LAP	NO	NAME	IDEAL	BEST	LAP	DIFF
1	6	36.979	4	8	32.882	1	6	27.134	2	6	PRIAULX	1:37.156	1:37.350	3	+ 0.194
2	2	36.984	6	6	33.043	6	7	27.278	7	8	FARFUS	1:37.164	1:37.670	6	+ 0.506
3	8	36.993	3	27	33.055	1	8	27.289	2	7	MULLER	1:37.389	1:37.679	7	+ 0.290
4	7	37.021	11	7	33.090	2	27	27.327	11	27	D'ASTE	1:37.474	1:37.807	4	+ 0.333
5	10	37.088	14	25	33.124	1	14	27.373	2	2	TARQUINI	1:37.572	1:37.715	6	+ 0.143
6	27	37.092	4	2	33.188	5	25	27.376	4	10	HERNANDEZ	1:37.782	1:37.782	14	+ 0.000
7	21	37.191	2	10	33.255	14	2	27.400	4	25	ENGSTLER	1:37.795	1:38.118	6	+ 0.323
8	1	37.228	12	21	33.308	3	10	27.439	14	21	CORONEL	1:37.947	1:38.229	10	+ 0.282
9	12	37.252	8	11	33.349	6	21	27.448	12	14	LARINI	1:38.146	1:38.373	5	+ 0.227
10	3	37.288	10	23	33.442	3	41	27.510	2	1	MULLER	1:38.255	1:38.517	6	+ 0.262
11	25	37.295	6	14	33.444	4	38	27.514	5	3	RYDELL	1:38.266	1:38.305	10	+ 0.039
12	5	37.306	8	3	33.449	3	3	27.529	9	12	MENU	1:38.328	1:38.518	13	+ 0.190
13	22	37.328	2	1	33.497	6	1	27.530	2	11	HUFF	1:38.340	1:38.718	11	+ 0.378
14	14	37.329	3	42	33.503	2	26	27.541	1	23	PORTEIRO	1:38.409	1:38.755	12	+ 0.346
15	23	37.340	8	12	33.510	5	12	27.566	12	5	MONTEIRO	1:38.507	1:38.842	12	+ 0.335
16	11	37.348	14	38	33.510	2	22	27.568	1	22	BOARDMAN	1:38.524	1:38.595	2	+ 0.071
17	18	37.532	2	5	33.524	5	42	27.580	3	38	GEIPEL	1:38.576	1:39.258	12	+ 0.682
18	38	37.552	6	26	33.538	9	43	27.624	11	26	POULSEN	1:38.686	1:38.921	9	+ 0.235
19	20	37.600	10	28	33.562	3	23	27.627	2	41	CLAIRET	1:38.854	1:39.292	3	+ 0.438
20	26	37.607	8	18	33.584	2	11	27.643	13	42	NYKJAER	1:38.922	1:38.974	3	+ 0.052
21	43	37.633	5	22	33.628	2	5	27.677	2	28	COLAK	1:39.045	1:39.106	2	+ 0.061
22	4	37.638	2	41	33.669	7	28	27.711	2	18	LAGEN	1:39.057	1:39.485	2	+ 0.428
23	41	37.675	3	20	33.709	10	4	27.729	2	20	SHAPOLAVO	1:39.065	1:39.285	10	+ 0.220
24	9	37.720	2	4	33.798	3	20	27.756	4	43	WATT	1:39.155	1:39.340	4	+ 0.185
25	28	37.772	2	43	33.898	7	9	27.940	1	4	GENE	1:39.165	1:39.207	2	+ 0.042
26	42	37.839	3	19	33.987	3	18	27.941	1	19	LADYGIN	1:39.967	1:40.499	4	+ 0.532
27	19	37.973	8	9	34.857	3	19	28.007	4	9	ZANARDI	1:40.517	1:42.831	2	+ 2.314

'Perfect Lap' - 1:36.995



Weather/Track: Cloud 16° /Dry 21°



Circuit Length - 3.696 kilometres
Motorsport Arena
Oschersleben

2009 FIA World Touring Car Championship

RACE 2 - LAP CHART

Lap 1			Lap 2			Lap 3			Lap 4			Lap 5		
No	Behind	Laptime	No	Behind	Laptime	No	Behind	Laptime	No	Behind	Laptime	No	Behind	Laptime
25		1:43.273	25		1:38.381	25		1:38.325	8		1:38.098	8		1:38.038
27	1.161	1:44.434	8	0.824	1:37.918	8	0.221	1:37.722	25	0.502	1:38.821	6	1.014	1:38.035
8	1.287	1:44.560	27	1.739	1:38.959	6	1.463	1:37.350	6	1.017	1:37.873	25	1.355	1:38.891
14	2.216	1:45.489	6	2.438	1:38.374	27	1.989	1:38.575	27	1.477	1:37.807	27	1.813	1:38.374
6	2.445	1:45.718	14	3.144	1:39.309	14	3.475	1:38.656	2	3.364	1:38.036	2	3.075	1:37.749
2	2.821	1:46.094	2	3.604	1:39.164	2	3.647	1:38.368	14	4.102	1:38.946	14	4.437	1:38.373
10	4.239	1:47.512	10	4.164	1:38.306	10	4.014	1:38.175	10	4.290	1:38.595	10	4.632	1:38.380
22	4.852	1:48.125	22	5.066	1:38.595	22	6.009	1:39.268	22	6.486	1:38.796	22	7.797	1:39.349
26	5.113	1:48.386	26	6.709	1:39.977	26	7.830	1:39.446	26	8.811	1:39.300	7	8.636	1:37.681
18	5.731	1:49.004	21	6.811	1:38.557	18	8.377	1:39.867	7	8.993	1:38.566	21	10.171	1:38.650
21	6.635	1:49.908	18	6.835	1:39.485	7	8.746	1:39.171	21	9.559	1:38.880	26	10.787	1:40.014
38	6.906	1:50.179	7	7.900	1:38.501	21	8.998	1:40.512	18	9.978	1:39.920	1	11.343	1:38.952
41	7.189	1:50.462	38	7.940	1:39.415	38	9.056	1:39.441	38	10.133	1:39.396	38	11.635	1:39.540
5	7.602	1:50.875	41	8.345	1:39.537	41	9.312	1:39.292	9	1 LAP	1:57.153P	5	12.196	1:39.282
7	7.780	1:51.053	5	8.795	1:39.574	1	9.759	1:38.750	1	10.429	1:38.989	12	12.555	1:38.751
12	8.104	1:51.377	12	9.185	1:39.462	5	10.207	1:39.737	5	10.952	1:39.064	11	13.432	1:38.901
1	8.556	1:51.829	1	9.334	1:39.159	12	10.518	1:39.658	12	11.842	1:39.643	18	14.027	1:42.087
4	8.988	1:52.261	4	9.814	1:39.207	11	11.112	1:39.240	41	12.356	1:41.363	3	14.519	1:39.689
11	9.341	1:52.614	11	10.197	1:39.237	3	11.308	1:38.822	11	12.569	1:39.776	41	14.564	1:40.246
23	9.668	1:52.941	23	10.531	1:39.244	23	11.659	1:39.453	3	12.868	1:39.879	23	14.705	1:39.709
3	9.963	1:53.236	3	10.811	1:39.229	42	11.984	1:38.974	23	13.034	1:39.694	42	15.067	1:39.712
42	10.244	1:53.517	42	11.335	1:39.472	43	14.451	1:39.708	42	13.393	1:39.728	43	16.888	1:39.454
43	10.724	1:53.997	43	13.068	1:40.725	28	19.776	1:39.242	43	15.472	1:39.340	28	22.432	1:39.451
28	18.134	2:01.407	28	18.859	1:39.106	4	28.438	1:56.949P	28	21.019	1:39.562	19	41.076	1:40.940
19	29.076	2:12.349	19	33.390	1:42.695	19	35.994	1:40.929	19	38.174	1:40.499			
20	35.454	2:18.727P	9	1:30.278	1:42.831									
9	1:25.828	3:09.101												

Weather/Track: Cloud 16°/Dry 21°

www.mstworld.com

Page 1 of 3

Oschersleben
Circuit Length = 3.6960 km.
Start: 15:08 End: 15:31

Printed - 15:36 Sunday, 06 September 2009

2009 FIA World Touring Car Championship

RACE 2 - LAP CHART

(contd.)

Lap 6			Lap 7			Lap 8			Lap 9			Lap 10		
No	Behind	Laptime	No	Behind	Laptime	No	Behind	Laptime	No	Behind	Laptime	No	Behind	Laptime
8		1:37.670	8		1:37.970	8		1:37.702	8		1:37.895	8		1:37.964
6	1.002	1:37.658	6	0.807	1:37.775	6	0.810	1:37.705	6	0.867	1:37.952	6	0.911	1:38.008
25	1.803	1:38.118	25	2.561	1:38.728	2	4.091	1:38.633	2	4.303	1:38.107	2	4.319	1:37.980
27	2.376	1:38.233	2	3.160	1:38.010	14	7.445	1:39.127	14	8.297	1:38.747	10	8.992	1:38.442
2	3.120	1:37.715	14	6.020	1:38.684	10	7.701	1:39.149	10	8.514	1:38.708	7	9.533	1:38.031
14	5.306	1:38.539	10	6.254	1:38.476	7	9.666	1:38.704	7	9.466	1:37.695	14	10.926	1:40.593
10	5.748	1:38.786	7	8.664	1:37.679	22	13.101	1:39.293	21	15.164	1:39.660	21	15.429	1:38.229
7	8.955	1:37.989	27	10.241	1:45.835P	21	13.399	1:39.366	1	15.888	1:39.474	1	16.506	1:38.582
22	9.970	1:39.843	22	11.510	1:39.510	1	14.309	1:39.030	22	16.210	1:41.004	22	18.473	1:40.227
21	10.930	1:38.429	21	11.735	1:38.775	5	16.283	1:39.016	5	17.683	1:39.295	5	18.821	1:39.102
1	12.190	1:38.517	1	12.981	1:38.761	12	16.542	1:38.743	12	18.055	1:39.408	12	19.175	1:39.084
38	13.488	1:39.523	5	14.969	1:39.149	38	19.091	1:39.915	3	20.725	1:39.126	3	21.066	1:38.305
5	13.790	1:39.264	12	15.501	1:39.376	3	19.494	1:39.662	38	21.294	1:40.098	11	22.326	1:38.749
12	14.095	1:39.210	38	16.878	1:41.360	11	20.033	1:40.541	11	21.541	1:39.403	38	23.306	1:39.976
11	14.497	1:38.735	11	17.194	1:40.667	23	20.865	1:39.022	23	21.915	1:38.945	23	23.551	1:39.600
3	15.463	1:38.614	3	17.534	1:40.041	41	21.064	1:40.071	41	23.003	1:39.834	41	24.934	1:39.895
18	16.930	1:40.573	41	18.695	1:39.561	42	21.890	1:39.658	42	23.522	1:39.527	42	25.410	1:39.852
41	17.104	1:40.210	23	19.545	1:40.229	18	22.495	1:40.462	18	24.580	1:39.980	18	26.408	1:39.792
23	17.286	1:40.251	18	19.735	1:40.775	43	22.818	1:39.851	43	24.947	1:40.024	43	26.625	1:39.642
42	17.710	1:40.313	42	19.934	1:40.194	28	28.308	1:39.621	27	29.915	1:38.779	27	30.179	1:38.228
43	19.115	1:39.897	43	20.669	1:39.524	27	29.031	1:56.492	28	31.102	1:40.689	28	33.306	1:40.168
26	23.867	1:50.750P	28	26.389	1:39.831	25	29.708	2:04.849P	20	4 LAPS	1:39.774	20	4 LAPS	1:39.670
28	24.528	1:39.766	20	4 LAPS	1:43.923	20	4 LAPS	1:39.805	26	47.388	1:38.921	26	48.432	1:39.008
20	4 LAPS	8:11.196	26	44.935	1:59.038	26	46.362	1:39.129	19	52.617	1:40.749	19	55.756	1:41.103
19	44.016	1:40.610	19	46.761	1:40.715	19	49.763	1:40.704						

Weather/Track: Cloud 16°/Dry 21°

www.mstworld.com

Page 2 of 3

Oschersleben
Circuit Length = 3.6960 km.
Start: 15:08 End: 15:31

Printed - 15:36 Sunday, 06 September 2009

2009 FIA World Touring Car Championship

RACE 2 - LAP CHART

(contd.)

Lap 11			Lap 12			Lap 13			Lap 14			Lap 15		
No	Behind	Laptime	No	Behind	Laptime	No	Behind	Laptime	No	Behind	Laptime	No	Behind	Laptime
8		1:38.090	8		1:37.958	8		1:38.128	8		1:38.817			
6	0.770	1:37.949	6	0.712	1:37.900	6	0.611	1:38.027	6	0.644	1:38.850			
2	4.367	1:38.138	2	4.768	1:38.359	2	5.115	1:38.475	2	5.177	1:38.879			
7	9.295	1:37.852	7	9.181	1:37.844	7	9.111	1:38.058	7	7.976	1:37.682			
10	9.376	1:38.474	10	9.850	1:38.432	10	9.696	1:37.974	10	8.661	1:37.782			
14	11.569	1:38.733	14	12.501	1:38.890	14	13.451	1:39.078	14	13.596	1:38.962			
21	15.578	1:38.239	21	15.927	1:38.307	1	18.713	1:39.112	1	18.835	1:38.939			
1	17.084	1:38.668	1	17.729	1:38.603	21	19.041	1:41.242	21	19.170	1:38.946			
5	20.920	1:40.189	5	21.804	1:38.842	5	22.683	1:39.007	11	25.377	1:39.328			
12	21.476	1:40.391	12	22.545	1:39.027	12	22.935	1:38.518	12	26.383	1:42.265			
22	21.527	1:41.144	3	23.789	1:40.096	11	24.866	1:38.994	3	26.787	1:40.176			
3	21.651	1:38.675	11	24.000	1:39.004	3	25.428	1:39.767	5	29.148	1:45.282			
11	22.954	1:38.718	22	24.770	1:41.201	22	26.769	1:40.127	22	29.413	1:41.461			
23	24.706	1:39.245	23	25.503	1:38.755	23	26.923	1:39.548	38	29.957	1:40.795			
38	25.240	1:40.024	38	26.540	1:39.258	38	27.979	1:39.567	23	33.380	1:45.274			
41	26.811	1:39.967	41	28.905	1:40.052	41	30.827	1:40.050	27	33.518	1:40.526			
42	27.351	1:40.031	42	29.625	1:40.232	42	31.384	1:39.887	41	33.609	1:41.599			
43	28.032	1:39.497	43	30.325	1:40.251	27	31.809	1:39.168	42	35.008	1:42.441			
18	28.858	1:40.540	27	30.769	1:38.758	43	32.617	1:40.420	43	35.321	1:41.521			
27	29.969	1:37.880	18	31.595	1:40.695	18	33.881	1:40.414	18	36.193	1:41.129			
28	35.219	1:40.003	28	37.483	1:40.222	28	39.461	1:40.106	28	40.624	1:39.980			
20	4 LAPS	1:39.565	26	51.132	1:39.554	26	52.641	1:39.637	20	4 LAPS	1:39.285			
26	49.536	1:39.194	20	4 LAPS	1:40.591	20	4 LAPS	1:39.900	26	55.944	1:42.120			
19	59.051	1:41.385	19	1:02.207	1:41.114									

Weather/Track: Cloud 16°/Dry 21°

www.mstworld.com

Page 3 of 3

Oschersleben
Circuit Length = 3.6960 km.
Start: 15:08 End: 15:31

Printed - 15:36 Sunday, 06 September 2009