



WTCC

FIA World Touring Car Championship

Rounds 19 & 20
Imola, Italy
19th – 20th September 2009



Timing and Results by MST SYSTEMS LTD

www.fiawtcc.com

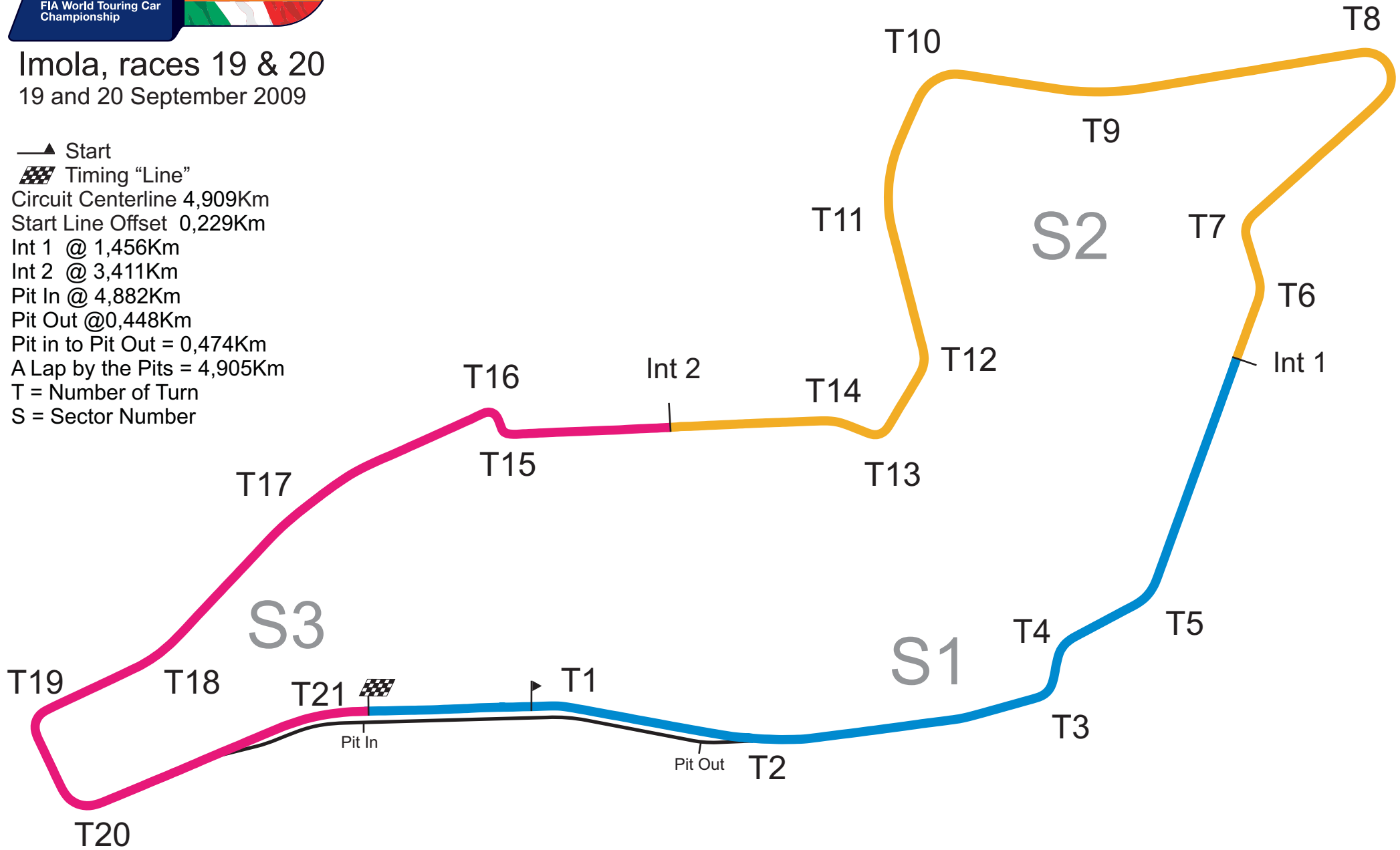
www.mstworld.com



Imola, races 19 & 20

19 and 20 September 2009

- ▲ Start
- ▣ Timing "Line"
- Circuit Centerline 4,909Km
- Start Line Offset 0,229Km
- Int 1 @ 1,456Km
- Int 2 @ 3,411Km
- Pit In @ 4,882Km
- Pit Out @ 0,448Km
- Pit in to Pit Out = 0,474Km
- A Lap by the Pits = 4,905Km
- T = Number of Turn
- S = Sector Number



2009 FIA World Touring Car Championship
FREE PRACTICE 1

POS	NO	CLS	DRIVER	NAT	CAR	TIME	LAPS	GAP	KPH
1	2		Gabriele TARQUINI	ITA	SEAT Leon TDI	1:56.660	12		151.48
2	9		Alessandro ZANARDI	ITA	BMW 320si	1:56.947	12	0.287	151.11
3	1		Yvan MULLER	FRA	SEAT Leon TDI	1:57.030	10	0.370	151.00
4	21	I	Tom CORONEL	NED	SEAT Leon	1:57.297	13	0.637	150.66
5	8		Augusto FARFUS	BRA	BMW 320si	1:57.370	12	0.710	150.57
6	10		Sergio HERNANDEZ	ESP	BMW 320si	1:57.391	13	0.731	150.54
7	4		Jordi GENE	ESP	SEAT Leon TDI	1:57.629	10	0.969	150.23
8	12		Alain MENU	SUI	Chevrolet Cruze	1:57.631	8	0.971	150.23
9	11		Robert HUFF	GBR	Chevrolet Cruze	1:57.763	9	1.103	150.06
10	7		Jorg MULLER	GER	BMW 320si	1:57.789	12	1.129	150.03
11	14		Nicola LARINI	ITA	Chevrolet Cruze	1:57.791	9	1.131	150.03
12	3		Rickard RYDELL	SWE	SEAT Leon TDI	1:57.810	13	1.150	150.00
13	6		Andy PRIAULX	GBR	BMW 320si	1:57.872	13	1.212	149.92
14	5		Tiago MONTEIRO	POR	SEAT Leon TDI	1:57.901	12	1.241	149.89
15	23	I	Felix PORTEIRO	ESP	BMW 320si	1:58.133	14	1.473	149.59
16	27	I	Stefano D'ASTE	ITA	BMW 320si	1:58.216	14	1.556	149.49
17	36		James THOMPSON	GBR	Lada Priora	1:58.260	11	1.600	149.43
18	30	I	Mehdi BENNANI	MAR	SEAT Leon	1:58.554	13	1.894	149.06
19	25	I	Franz ENGSTLER	GER	BMW 320si	1:58.687	13	2.027	148.89
20	18		Jaap van LAGEN	NED	LADA Priora	1:58.874	11	2.214	148.66
21	26	I	Kristian POULSEN	DEN	BMW 320si	1:59.477	11	2.817	147.91
22	22	I	Tom BOARDMAN	GBR	SEAT Leon	1:59.483	12	2.823	147.90
23	45	I	Andrea LARINI	ITA	SEAT Leon	1:59.611	10	2.951	147.74
24	19		Kirill LADYGIN	RUS	LADA Priora	1:59.743	12	3.083	147.58
25	46	I	Fabio FABIANI	ITA	BMW 320si	2:03.932	14	7.272	142.59

Imola

For Media Information Purposes - No Regulatory Value.

Circuit Length = 4.9090 km.

Weather/Track: Sun 20°/Dry 25°

Start: 08:45 End: 09:15

Race Director:	Steward:	Timekeeper:	Issued at:
----------------	----------	-------------	------------

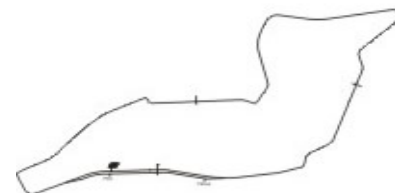
2009 FIA World Touring Car Championship

Free Practice 1 - Sector Analysis Report

Lap	S1 Time	S1 Spd	S2 Time	S2 Spd	S3 Time	S3 Spd	Lap Time	Pit	Lap	S1 Time	S1 Spd	S2 Time	S2 Spd	S3 Time	S3 Spd	Lap Time	Pit
1 MULLER									FRA SEAT Leon TDI								
1	10:50.802	149.3	1:02.771	146.7	52.373		12:45.946	Pit	7	4:27.723	198.5	50.323	166.4	44.192		6:02.238	Pit
2	2:17.400	197.1	50.955	166.1	41.201	190.9	3:49.556		8	1:42.359	197.8	50.481	166.9	38.734	191.6	3:11.574	
3	28.944	193.3	50.145	167.1	38.247	190.9	1:57.336		9	28.552	200.0	50.178	167.4	38.300	190.9	1:57.030	
4	28.998	194.3	50.639	166.9	46.970		2:06.607	Pit	10	30.898	189.3	51.657	165.3	50.203		2:12.758	Pit
5	3:13.940	196.7	50.442	166.6	40.377	189.4	4:44.759										
6	28.999	197.4	50.442	165.8	47.474		2:06.915	Pit									
2 TARQUINI									ITA SEAT Leon TDI								
1	10:51.553	157.5	56.365	160.7	41.974	186.6	12:29.892		8	4:05.513	187.0	52.011	165.1	39.374	190.1	5:36.898	
2	29.599	195.0	50.318	165.1	39.021	188.7	1:58.938		9	28.990	198.5	49.769	167.9	38.237	190.1	1:56.996	
3	29.195	197.8	54.505	130.9	58.073		2:21.773	Pit	10	28.923	198.9	49.953	167.7	38.150	189.4	1:57.026	
4	3:35.149	186.1	53.717	164.3	40.065	184.6	5:08.931		11	28.779	200.0	49.688	166.4	38.193	190.1	1:56.660	
5	29.173	198.1	49.930	166.4	38.792	187.3	1:57.895		12	31.792	191.2	51.553	167.9	48.940		2:12.285	Pit
6	29.161	197.4	49.885	166.4	38.384	185.2	1:57.430										
7	29.747	194.6	51.337	166.4	47.453		2:08.537	Pit									
3 RYDELL									SWE SEAT Leon TDI								
1	10:52.498	155.7	55.863	150.4	40.360	187.3	12:28.721		8	29.206	196.7	51.042	164.1	45.448		2:05.696	Pit
2	29.575	195.3	50.830	163.3	39.041	188.7	1:59.446		9	4:53.755	177.6	51.772	165.3	39.021	187.3	6:24.548	
3	29.514	193.9	50.391	165.6	38.795	190.9	1:58.700		10	29.227	196.7	49.972	166.4	38.946	185.9	1:58.145	
4	29.270	195.3	50.685	165.6	38.829	189.4	1:58.784		11	29.100	198.9	50.040	166.4	38.670	190.9	1:57.810	
5	29.359	194.6	50.169	165.6	38.825	188.7	1:58.353		12	29.784	194.3	51.855	165.6	39.668	187.3	2:01.307	
6	29.228	197.4	51.065	166.1	39.159	189.4	1:59.452		13	30.282	180.5	51.398	166.6	46.322		2:08.002	Pit
7	29.157	195.7	49.948	165.8	38.860	188.7	1:57.965										
4 GENE									ESP SEAT Leon TDI								
1	10:53.623	173.7	56.348	164.3	41.104	190.9	12:31.075		7	29.016	199.6	50.011	167.4	38.647	191.6	1:57.674	
2	29.700	196.0	51.085	167.7	38.920	193.1	1:59.705		8	28.979	200.0	50.226	166.6	39.465	190.9	1:58.670	
3	29.360	195.7	50.054	165.6	38.581	193.8	1:57.995		9	28.976	200.0	49.964	168.2	38.698	193.8	1:57.638	
4	29.043	198.9	49.929	168.2	38.657	193.1	1:57.629		10	29.080	200.3	57.082	125.0	56.170		2:22.332	Pit
5	29.066	198.9	50.071	167.9	47.740		2:06.877	Pit									
6	4:05.654	137.5	56.334	166.4	39.657	192.3	5:41.645										
5 MONTEIRO									POR SEAT Leon TDI								
1	10:50.483	161.9	54.786	162.1	42.391	185.2	12:27.660		8	29.173	197.8	50.409	164.3	38.675	189.4	1:58.257	
2	29.805	192.9	51.106	164.1	39.168	188.7	2:00.079		9	29.865	194.3	51.446	162.1	39.743	190.1	2:01.054	
3	29.849	169.4	52.704	143.6	39.678	191.6	2:02.231		10	29.146	197.8	50.271	163.8	38.823	188.0	1:58.240	
4	29.045	198.5	50.587	165.8	38.996	191.6	1:58.628		11	29.105	197.8	50.513	165.1	38.710	189.4	1:58.328	
5	29.507	195.0	51.732	166.6	49.080		2:10.319	Pit	12	29.046	198.1	50.196	165.3	38.659	188.7	1:57.901	
6	6:07.099	192.9	51.489	164.1	39.108	189.4	7:37.696										
7	32.528	186.1	51.651	164.6	39.135	189.4	2:03.314										



Weather/Track: Sun 20° /Dry 25°



Circuit Length - 4.909 kilometres
Autodromo Enzo e Dino Ferrari
Imola

2009 FIA World Touring Car Championship

Free Practice 1 - Sector Analysis Report

Lap S1 Time S1 Spd S2 Time S2 Spd S3 Time S3 Spd Lap Time Pit Lap S1 Time S1 Spd S2 Time S2 Spd S3 Time S3 Spd Lap Time Pit

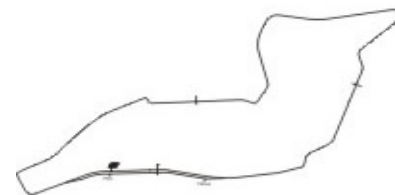
6 PRIAULX							GBR		BMW 320si						
1	10:55.475	171.2	55.176	160.4	41.014	185.9	12:31.665	8	2:06.067	194.6	50.467	162.6	38.703	185.2	3:35.237
2	29.754	192.2	52.459	163.8	39.336	186.6	2:01.549	9	29.231	194.3	50.173	163.1	38.510	184.6	1:57.914
3	29.270	194.3	51.204	164.1	39.019	186.6	1:59.493	10	29.393	193.3	51.172	163.6	43.195		2:03.760 Pit
4	29.176	194.6	50.360	164.3	38.695	186.6	1:58.231	11	2:41.703	192.6	50.433	162.4	38.641	185.2	4:10.777
5	29.127	193.9	50.317	164.8	39.174	181.9	1:58.618	12	29.265	194.3	50.147	162.6	38.497	185.9	1:57.909
6	29.270	193.9	50.085	164.1	38.517	183.9	1:57.872	13	29.034	196.4	50.019	164.3	50.955		2:10.008 Pit
7	29.224	194.3	50.221	164.1	44.097		2:03.542 Pit								

7 MULLER							GER		BMW 320si						
1	10:53.888	186.7	52.758	161.6	39.899	183.2	12:26.545	8	29.303	195.0	50.029	163.8	42.567	184.6	2:01.899
2	30.123	190.2	50.849	162.8	39.128	184.6	2:00.100	9	29.405	193.9	53.387	113.2	43.717		2:06.509 Pit
3	29.670	190.2	50.701	163.8	39.487	185.2	1:59.858	10	2:23.374	189.6	54.945	154.5	39.388	187.3	3:57.707
4	29.566	192.6	51.496	164.1	47.524		2:08.586 Pit	11	29.040	195.7	50.196	164.3	38.553	186.6	1:57.789
5	4:47.410	193.6	50.495	162.8	38.797	183.9	6:16.702	12	30.993	188.6	49.976	164.1	44.997		2:05.966 Pit
6	29.781	189.6	50.249	163.3	38.902	184.6	1:58.932								
7	29.584	193.9	50.236	164.1	38.571	185.2	1:58.391								

8 FARFUS							BRA		BMW 320si						
1	10:58.046	183.3	53.121	163.1	41.571	187.3	12:32.738	8	29.133	194.6	50.116	164.6	38.635	185.9	1:57.884
2	29.654	195.3	50.730	164.8	39.131	185.2	1:59.515	9	29.168	195.0	50.508	164.1	43.839		2:03.515 Pit
3	29.642	193.6	50.505	164.3	38.747	186.6	1:58.894	10	2:40.470	187.0	55.210	157.4	39.684	186.6	4:15.364
4	29.280	196.0	50.397	164.1	38.834	186.6	1:58.511	11	28.943	197.1	50.085	164.6	38.342	187.3	1:57.370
5	29.201	195.7	50.453	163.3	48.722		2:08.376 Pit	12	31.114	182.0	50.208	164.8	38.917	186.6	2:00.239
6	4:31.198	180.2	52.751	164.1	39.307	184.6	6:03.256								
7	29.355	195.3	50.260	163.6	38.547	183.9	1:58.162								

9 ZANARDI							ITA		BMW 320si						
1	10:59.653	192.6	53.356	162.1	43.038	186.6	12:36.047	8	29.283	195.7	49.861	164.1	38.614	185.2	1:57.758
2	29.366	193.6	50.444	165.1	39.497	187.3	1:59.307	9	29.123	195.0	50.206	164.3	38.488	186.6	1:57.817
3	29.268	194.6	50.333	165.3	38.521	188.7	1:58.122	10	29.158	195.7	49.993	165.3	38.317	188.0	1:57.468
4	29.078	196.0	1:03.619	124.7	42.201	187.3	2:14.898	11	28.973	197.1	50.087	165.3	38.503	186.6	1:57.563
5	29.340	192.2	50.180	164.1	38.755	186.6	1:58.275	12	28.865	197.1	49.844	165.3	38.238	187.3	1:56.947
6	29.773	191.9	51.885	163.6	50.200		2:11.858 Pit								
7	4:17.317	193.3	51.985	163.1	40.302	186.6	5:49.604								

10 HERNANDEZ							ESP		BMW 320si						
1	11:00.504	187.6	52.803	161.9	43.334	184.6	12:36.641	8	29.289	193.3	50.395	161.6	38.193	184.6	1:57.877
2	29.547	188.0	51.807	154.9	39.223	186.6	2:00.577	9	29.125	195.0	50.081	163.3	38.240	185.9	1:57.446
3	29.622	195.0	50.922	162.6	38.663	188.0	1:59.207	10	32.056	151.2	1:21.015	110.6	52.612	167.4	2:45.683
4	29.257	196.4	50.724	162.6	38.388	187.3	1:58.369	11	31.260	154.8	50.772	162.8	38.214	188.0	2:00.246
5	29.138	195.7	50.289	162.8	38.358	185.2	1:57.785	12	28.845	197.4	50.216	163.3	38.330	186.6	1:57.391
6	29.178	194.6	50.477	163.6	45.698		2:05.353 Pit	13	30.811	188.6	50.382	162.4	38.410	188.0	1:59.603
7	3:50.488	189.9	50.953	161.4	38.543	183.2	5:19.984								



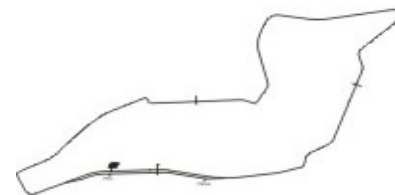
Weather/Track: Sun 20° / Dry 25°

Circuit Length - 4.909 kilometres
Autodromo Enzo e Dino Ferrari
Imola

2009 FIA World Touring Car Championship

Free Practice 1 - Sector Analysis Report

Lap	S1 Time	S1 Spd	S2 Time	S2 Spd	S3 Time	S3 Spd	Lap Time	Pit	Lap	S1 Time	S1 Spd	S2 Time	S2 Spd	S3 Time	S3 Spd	Lap Time	Pit
11 HUFF GBR Chevrolet Cruze																	
1	11:01.811	193.3	52.964	163.1	42.996	186.6	12:37.771		6	29.189	195.3	50.044	165.1	39.404	185.2	1:58.637	
2	29.302	194.6	50.514	164.3	38.985	186.6	1:58.801		7	30.258	192.2	52.024	163.6	48.231		2:10.513	Pit
3	29.043	196.0	50.036	165.8	38.684	187.3	1:57.763		8	7:08.857	194.6	50.789	164.1	38.891	186.6	8:38.537	
4	29.199	191.9	50.122	164.8	45.559		2:04.880	Pit	9	33.090	160.7	51.174	163.3	48.426		2:12.690	Pit
5	6:42.474	148.9	52.774	161.6	39.610	185.9	8:14.858										
12 MENU SUI Chevrolet Cruze																	
1	11:04.774	185.1	52.156	162.8	47.572	186.6	12:44.502		6	29.029	195.7	50.237	165.1	38.365	186.6	1:57.631	
2	29.627	189.6	50.728	163.1	39.762	185.9	2:00.117		7	30.012	192.2	52.174	161.6	49.711		2:11.897	Pit
3	29.270	192.2	50.598	163.1	38.783	186.6	1:58.651		8	9:12.008	188.6	50.617	164.6	38.644	185.2	10:41.269	
4	29.096	195.3	50.662	163.6	46.083		2:05.841	Pit									
5	6:34.853	172.1	52.612	162.6	39.757	188.0	8:07.222										
14 LARINI ITA Chevrolet Cruze																	
1	11:28.413	182.6	53.159	163.1	40.616	183.2	13:02.188		6	29.774	171.0	50.889	164.3	45.395		2:06.058	Pit
2	29.948	189.3	51.186	164.6	39.068	185.2	2:00.202		7	6:05.834	193.9	50.668	163.1	39.004	185.9	7:35.506	
3	29.560	192.9	50.147	163.6	39.166	183.9	1:58.873		8	29.061	195.7	50.111	165.3	38.619	186.6	1:57.791	
4	32.623	180.0	52.631	162.4	46.935		2:12.189	Pit	9	29.132	195.7	50.833	164.1	39.252	186.6	1:59.217	
5	6:09.572	157.7	52.510	155.1	40.169	184.6	7:42.251										
18 LAGEN NED LADA Priora																	
1	11:46.777	188.9	53.592	162.4	41.427	183.9	13:21.796		7	29.933	189.9	51.000	162.8	45.989		2:06.922	Pit
2	30.000	185.1	51.944	162.4	39.786	184.6	2:01.730		8	5:40.053	192.9	50.898	163.6	45.612		7:16.563	Pit
3	29.754	192.2	51.191	164.3	39.128	184.6	2:00.073		9	2:51.276	189.9	52.896	162.8	39.274	183.9	4:23.446	
4	29.610	193.6	50.989	164.1	39.161	183.9	1:59.760		10	29.497	193.3	50.723	164.8	38.654	183.9	1:58.874	
5	29.627	192.6	50.913	163.1	39.013	183.9	1:59.553		11	32.107	184.5	51.205	163.8	38.859	184.6	2:02.171	
6	29.555	193.9	50.889	162.8	39.113	183.9	1:59.557										
19 LADYGIN RUS LADA Priora																	
1	11:30.157	174.5	56.107	158.3	43.071	175.0	13:09.335		8	29.621	193.3	51.166	163.8	38.956	182.6	1:59.743	
2	30.573	193.3	52.377	163.1	41.699	183.9	2:04.649		9	29.684	192.6	51.115	163.8	39.500	183.9	2:00.299	
3	30.122	193.3	51.851	163.3	39.457	183.9	2:01.430		10	29.780	192.6	51.187	164.1	38.826	185.2	1:59.793	
4	29.768	192.9	51.148	164.8	39.498	181.9	2:00.414		11	30.051	193.3	57.325	142.4	40.191	181.2	2:07.567	
5	29.787	193.3	51.321	163.8	46.320		2:07.428	Pit	12	29.648	194.3	51.385	163.8	45.450		2:06.483	Pit
6	4:10.459	191.2	51.703	163.6	39.812	184.6	5:41.974										
7	29.821	193.6	51.223	162.8	39.398	183.9	2:00.442										
21 CORONEL NED SEAT Leon I																	
1	11:21.045	190.2	52.562	161.1	39.365	185.2	12:52.972		8	28.985	196.4	50.057	163.8	38.255	187.3	1:57.297	
2	31.059	173.4	50.944	162.6	39.470	183.2	2:01.473		9	28.931	195.7	50.162	163.1	42.112	178.7	2:01.205	
3	31.149	188.3	50.319	164.1	38.489	186.6	1:59.957		10	29.484	195.7	50.615	163.1	39.057	187.3	1:59.156	
4	29.732	191.9	50.093	163.8	38.387	185.9	1:58.212		11	32.135	157.9	50.702	163.6	38.373	189.4	2:01.210	
5	29.171	194.6	49.971	163.6	38.510	185.2	1:57.652		12	29.010	197.1	50.466	164.1	38.746	190.1	1:58.222	
6	29.308	194.3	50.168	164.3	46.804		2:06.280	Pit	13	30.250	195.0	50.577	162.1	46.950		2:07.777	Pit
7	5:29.829	123.9	52.171	163.1	38.540	188.0	7:00.540										



Weather/Track: Sun 20° / Dry 25°

Circuit Length - 4.909 kilometres
Autodromo Enzo e Dino Ferrari
Imola

2009 FIA World Touring Car Championship

Free Practice 1 - Sector Analysis Report

Lap S1 Time S1 Spd S2 Time S2 Spd S3 Time S3 Spd Lap Time Pit Lap S1 Time S1 Spd S2 Time S2 Spd S3 Time S3 Spd Lap Time Pit

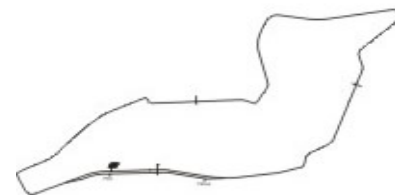
22 BOARDMAN							GBR		SEAT Leon			I			
1	11:17.974	161.4	57.716	160.0	54.874	13:10.564	Pit	8	2:49.800	190.9	51.774	164.3	39.706	183.2	4:21.280
2	3:35.898	185.7	52.910	163.6	39.834	180.0	5:08.642	9	29.256	194.6	51.074	164.3	39.153	184.6	1:59.483
3	31.286	190.9	52.076	163.6	39.471	182.6	2:02.833	10	29.498	195.3	51.093	163.3	39.353	186.6	1:59.944
4	30.316	193.3	51.930	152.5	39.950	187.3	2:02.196	11	29.633	195.0	51.899	130.2	43.239	181.9	2:04.771
5	29.564	193.3	51.576	163.3	39.719	181.2	2:00.859	12	30.210	192.9	53.359	134.3	57.168		2:20.737 Pit
6	29.734	193.6	51.341	164.6	39.572	182.6	2:00.647								
7	29.910	193.9	50.984	163.6	45.282		2:06.176 Pit								

23 PORTEIRO							ESP		BMW 320si			I			
1	11:05.615	179.4	52.359	162.4	41.569	183.9	12:39.543	9	29.461	191.9	50.194	164.1	39.014	183.9	1:58.669
2	29.537	190.2	50.688	161.9	39.051	183.9	1:59.276	10	29.380	192.6	49.990	163.3	38.862	183.9	1:58.232
3	29.381	193.6	50.772	163.6	39.556	183.9	1:59.709	11	29.832	179.4	55.717	162.4	40.245	185.2	2:05.794
4	29.454	193.3	50.612	162.6	38.921	185.2	1:58.987	12	29.205	192.2	50.747	161.4	38.637	183.2	1:58.589
5	29.517	192.9	50.470	163.3	38.893	184.6	1:58.880	13	29.281	193.9	50.116	163.3	38.736	183.9	1:58.133
6	29.416	192.6	52.048	149.1	49.691		2:11.155 Pit	14	34.900	181.7	51.377	162.4	46.216		2:12.493 Pit
7	2:55.875	141.3	53.983	163.8	40.348	183.9	4:30.206								
8	29.989	183.9	52.217	163.1	39.055	183.9	2:01.261								

25 ENGSTLER							GER		BMW 320si			I			
1	11:56.104	178.8	55.554	157.8	41.238	178.0	13:32.896	8	29.545	193.6	50.892	162.1	39.404	178.0	1:59.841
2	30.346	189.6	52.445	161.4	40.023	176.8	2:02.814	9	29.780	191.9	53.768	162.6	39.008	180.0	2:02.556
3	30.019	190.9	51.477	162.8	39.642	180.0	2:01.138	10	29.763	194.3	50.384	161.6	39.062	185.2	1:59.209
4	29.821	193.6	51.396	162.4	51.422		2:12.639 Pit	11	29.697	195.0	50.705	162.8	39.191	185.2	1:59.593
5	3:13.027	190.6	51.563	162.6	39.305	183.9	4:43.895	12	29.318	194.6	50.638	161.9	38.731	185.9	1:58.687
6	29.998	192.2	50.941	162.1	39.461	180.6	2:00.400	13	29.398	195.7	51.864	163.3	39.031	188.0	2:00.293
7	29.907	193.3	51.232	163.1	39.543	178.7	2:00.682								

26 POULSEN							DEN		BMW 320si			I			
1	11:18.789	132.9	1:01.568	145.9	48.388	146.9	13:08.745	7	4:11.766	168.4	53.526	161.6	39.240	183.9	5:44.532
2	35.534	186.4	54.196	161.1	40.484	183.2	2:10.214	8	29.498	193.3	50.997	163.1	38.982	182.6	1:59.477
3	30.418	189.6	52.903	162.1	40.021	182.6	2:03.342	9	29.373	193.6	51.199	163.1	39.135	183.9	1:59.707
4	30.103	191.2	53.274	162.4	39.376	184.6	2:02.753	10	29.399	192.2	51.578	162.4	39.267	183.2	2:00.244
5	29.585	193.3	51.510	161.9	39.420	183.9	2:00.515	11	30.008	189.3	52.601	158.8	48.490		2:11.099 Pit
6	29.320	190.9	51.592	160.9	49.772		2:10.684 Pit								

27 D'ASTE							ITA		BMW 320si			I			
1	11:09.157	184.2	51.757	163.1	41.491	185.2	12:42.405	9	29.341	193.9	50.459	163.6	39.215	180.0	1:59.015
2	29.936	189.6	50.761	163.1	40.044	184.6	2:00.741	10	29.533	191.2	50.188	163.6	38.845	185.2	1:58.566
3	31.319	176.2	50.765	163.6	38.931	188.0	2:01.015	11	29.624	193.9	50.005	165.1	38.728	188.0	1:58.357
4	29.386	194.3	50.490	164.8	38.714	183.9	1:58.590	12	29.320	195.3	50.304	163.3	38.592	185.9	1:58.216
5	29.222	194.6	51.015	159.0	45.870		2:06.107 Pit	13	30.775	185.4	50.560	164.3	38.543	185.2	1:59.878
6	3:26.469	192.2	51.719	162.6	39.570	184.6	4:57.758	14	31.794	163.6	51.505	163.6	49.593		2:12.892 Pit
7	29.425	194.3	50.315	163.8	38.785	184.6	1:58.525								
8	29.423	193.3	50.452	163.6	38.562	183.2	1:58.437								



Weather/Track: Sun 20° / Dry 25°

Circuit Length - 4.909 kilometres
Autodromo Enzo e Dino Ferrari
Imola

2009 FIA World Touring Car Championship

Free Practice 1 - Sector Analysis Report

Lap S1 Time S1 Spd S2 Time S2 Spd S3 Time S3 Spd Lap Time Pit Lap S1 Time S1 Spd S2 Time S2 Spd S3 Time S3 Spd Lap Time Pit

30 BENNANI						MAR		SEAT Leon						I			
1	11:07.427	168.4	55.570	160.2	48.102		12:51.099	Pit	8	3:46.492	194.3	51.387	163.6	38.652	188.0	5:16.531	
2	2:16.508	191.9	52.485	163.8	39.365	190.9	3:48.358		9	29.245	195.3	50.773	164.1	38.698	189.4	1:58.716	
3	29.456	195.3	50.988	165.1	38.956	190.1	1:59.400		10	29.231	196.0	50.632	164.1	38.989	188.7	1:58.852	
4	29.161	195.7	50.466	164.6	38.927	188.0	1:58.554		11	29.419	194.3	51.169	164.1	38.953	188.0	1:59.541	
5	29.484	195.3	50.612	164.6	39.360	187.3	1:59.456		12	29.410	195.7	50.473	164.1	38.716	187.3	1:58.599	
6	29.690	195.3	50.787	164.8	39.012	186.6	1:59.489		13	30.601	144.8	51.237	165.1	50.096		2:11.934	Pit
7	29.416	195.7	50.913	164.8	44.966		2:05.295	Pit									

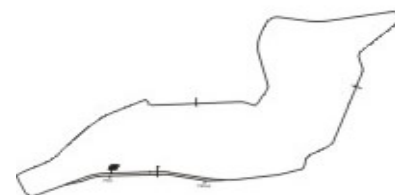
36 THOMPSON						GBR		Lada Priora						I			
1	12:08.128	118.8	59.453	156.5	42.241	185.9	13:49.822		7	29.163	197.1	50.303	165.1	38.794	187.3	1:58.260	
2	29.790	193.3	51.777	161.1	39.312	188.0	2:00.879		8	31.340	167.3	54.942	163.6	40.236	187.3	2:06.518	
3	29.279	195.3	50.672	166.1	38.946	185.9	1:58.897		9	29.131	197.1	50.035	164.8	48.230		2:07.396	Pit
4	29.493	195.7	50.598	166.6	39.029	188.0	1:59.120		10	2:46.240	186.1	53.206	165.6	39.150	188.7	4:18.596	
5	29.237	197.1	53.431	165.1	48.561		2:11.229	Pit	11	28.860	198.5	50.900	164.1	49.227		2:08.987	Pit
6	3:57.739	187.6	52.813	166.9	39.570	187.3	5:30.122										

45 LARINI						ITA		SEAT Leon						I			
1	11:29.583	161.9	56.101	162.4	42.896	181.9	13:08.580		7	9:20.132	190.9	51.093	162.4	39.297	184.6	10:50.522	
2	31.422	158.2	53.113	164.1	40.113	185.2	2:04.648		8	29.750	194.3	50.591	163.3	39.270	184.6	1:59.611	
3	30.164	191.2	51.516	163.3	39.544	184.6	2:01.224		9	29.588	195.0	50.768	162.8	47.429	190.1	2:07.785	
4	29.979	192.9	50.833	163.3	42.829	175.6	2:03.641		10	33.518	159.5	54.153	163.3	40.225	186.6	2:07.896	
5	30.004	194.3	50.899	164.1	39.203	184.6	2:00.106										
6	29.746	194.6	52.490	121.2	59.094		2:21.330	Pit									

46 FABIANI						ITA		BMW 320si						I			
1	11:38.707	142.7	59.632	157.4	45.633	167.4	13:23.972		9	30.151	190.2	52.744	161.9	41.041	181.2	2:03.936	
2	32.189	183.6	56.035	160.9	41.851	178.7	2:10.075		10	30.698	189.3	53.152	160.4	40.967	181.2	2:04.817	
3	31.593	168.6	53.848	160.9	40.920	181.9	2:06.361		11	30.771	179.7	53.394	159.7	40.668	180.6	2:04.833	
4	30.871	182.6	54.226	161.6	41.160	180.6	2:06.257		12	30.627	189.3	53.128	160.2	40.282	180.6	2:04.037	
5	30.963	188.3	55.133	159.5	40.864	183.9	2:06.960		13	30.593	189.6	52.876	159.0	40.463	181.9	2:03.932	
6	30.687	189.3	53.737	159.7	40.835	180.6	2:05.259		14	30.539	188.9	52.928	160.4	40.582	181.9	2:04.049	
7	30.695	189.3	52.889	161.9	41.249	182.6	2:04.833										
8	30.636	190.2	52.941	161.1	41.226	180.6	2:04.803										



Weather/Track: Sun 20° /Dry 25°



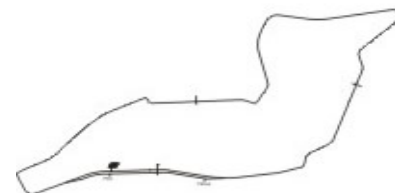
Circuit Length - 4.909 kilometres
Autodromo Enzo e Dino Ferrari
Imola

2009 FIA World Touring Car Championship Free Practice 1 - Best Sector Speeds Report

SECTOR 1				SECTOR 2				SECTOR 3				
POS	NO	NAME	SPEED	LAP	NO	NAME	SPEED	LAP	NO	NAME	SPEED	LAP
1	4	GENE	200.3	10	4	GENE	168.2	4	4	GENE	193.8	3
2	1	MULLER	200.0	9	2	TARQUINI	167.9	9	1	MULLER	191.6	8
3	2	TARQUINI	200.0	11	1	MULLER	167.4	9	5	MONTEIRO	191.6	3
4	3	RYDELL	198.9	11	36	THOMPSON	166.9	6	3	RYDELL	190.9	3
5	5	MONTEIRO	198.5	4	3	RYDELL	166.6	13	30	BENNANI	190.9	2
6	36	THOMPSON	198.5	11	5	MONTEIRO	166.6	5	2	TARQUINI	190.1	8
7	10	HERNANDEZ	197.4	12	11	HUFF	165.8	3	21	CORONEL	190.1	12
8	8	FARFUS	197.1	11	9	ZANARDI	165.3	3	45	LARINI	190.1	9
9	9	ZANARDI	197.1	11	14	LARINI	165.3	8	9	ZANARDI	188.7	3
10	21	CORONEL	197.1	12	12	MENU	165.1	6	36	THOMPSON	188.7	10
11	6	PRIAULX	196.4	13	27	D'ASTE	165.1	11	10	HERNANDEZ	188.0	3
12	11	HUFF	196.0	3	30	BENNANI	165.1	3	12	MENU	188.0	5
13	30	BENNANI	196.0	10	6	PRIAULX	164.8	5	25	ENGSTLER	188.0	13
14	7	MULLER	195.7	11	8	FARFUS	164.8	2	27	D'ASTE	188.0	3
15	12	MENU	195.7	6	18	LAGEN	164.8	10	7	MULLER	187.3	10
16	14	LARINI	195.7	8	19	LADYGIN	164.8	4	8	FARFUS	187.3	1
17	25	ENGSTLER	195.7	13	22	BOARDMAN	164.6	6	11	HUFF	187.3	3
18	22	BOARDMAN	195.3	10	7	MULLER	164.3	11	22	BOARDMAN	187.3	4
19	27	D'ASTE	195.3	12	21	CORONEL	164.3	6	6	PRIAULX	186.6	2
20	45	LARINI	195.0	9	23	PORTEIRO	164.1	9	14	LARINI	186.6	8
21	19	LADYGIN	194.3	12	45	LARINI	164.1	2	19	LADYGIN	185.2	10
22	18	LAGEN	193.9	6	10	HERNANDEZ	163.6	6	23	PORTEIRO	185.2	4
23	23	PORTEIRO	193.9	13	25	ENGSTLER	163.3	13	18	LAGEN	184.6	2
24	26	POULSEN	193.6	9	26	POULSEN	163.1	8	26	POULSEN	184.6	4
25	46	FABIANI	190.2	8	46	FABIANI	161.9	7	46	FABIANI	183.9	5



Weather/Track: Sun 20° /Dry 25°



Circuit Length - 4.909 kilometres
Autodromo Enzo e Dino Ferrari
Imola

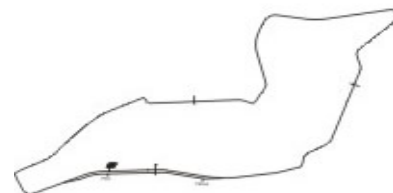
2009 FIA World Touring Car Championship Free Practice 1 - Best Sector Times Report

POS	NO	SECTOR 1		NO	SECTOR 2		NO	SECTOR 3		NO	NAME	IDEAL/BEST LAP COMPARISON			DIFF
		TIME	LAP		TIME	LAP		TIME	LAP			IDEAL	BEST	LAP	
1	1	28.552	9	2	49.688	11	2	38.150	10	2	TARQUINI	1:56.617	1:56.660	11	+ 0.043
2	2	28.779	11	9	49.844	12	10	38.193	8	1	MULLER	1:56.944	1:57.030	9	+ 0.086
3	10	28.845	12	4	49.929	4	9	38.238	12	9	ZANARDI	1:56.947	1:56.947	12	+ 0.000
4	36	28.860	11	3	49.948	7	1	38.247	3	10	HERNANDEZ	1:57.119	1:57.391	12	+ 0.272
5	9	28.865	12	21	49.971	5	21	38.255	8	21	CORONEL	1:57.157	1:57.297	8	+ 0.140
6	21	28.931	9	7	49.976	12	8	38.342	11	8	FARFUS	1:57.370	1:57.370	11	+ 0.000
7	8	28.943	11	23	49.990	10	12	38.365	6	4	GENE	1:57.486	1:57.629	4	+ 0.143
8	4	28.976	9	27	50.005	11	6	38.497	12	6	PRIAULX	1:57.550	1:57.872	6	+ 0.322
9	12	29.029	6	6	50.019	13	27	38.543	13	7	MULLER	1:57.569	1:57.789	11	+ 0.220
10	6	29.034	13	36	50.035	9	7	38.553	11	12	MENU	1:57.631	1:57.631	6	+ 0.000
11	7	29.040	11	11	50.036	3	4	38.581	3	36	THOMPSON	1:57.689	1:58.260	7	+ 0.571
12	11	29.043	3	10	50.081	9	14	38.619	8	3	RYDELL	1:57.718	1:57.810	11	+ 0.092
13	5	29.045	4	8	50.085	11	23	38.637	12	11	HUFF	1:57.763	1:57.763	3	+ 0.000
14	14	29.061	8	14	50.111	8	30	38.652	8	27	D'ASTE	1:57.770	1:58.216	12	+ 0.446
15	3	29.100	11	1	50.145	3	18	38.654	10	14	LARINI	1:57.791	1:57.791	8	+ 0.000
16	30	29.161	4	5	50.196	12	5	38.659	12	23	PORTEIRO	1:57.832	1:58.133	13	+ 0.301
17	23	29.205	12	12	50.237	6	3	38.670	11	5	MONTEIRO	1:57.900	1:57.901	12	+ 0.001
18	27	29.222	5	25	50.384	10	11	38.684	3	30	BENNANI	1:58.279	1:58.554	4	+ 0.275
19	22	29.256	9	30	50.466	4	25	38.731	12	25	ENGSTLER	1:58.433	1:58.687	12	+ 0.254
20	25	29.318	12	45	50.591	8	36	38.794	7	18	LAGEN	1:58.874	1:58.874	10	+ 0.000
21	26	29.320	6	18	50.723	10	19	38.826	10	26	POULSEN	1:59.299	1:59.477	8	+ 0.178
22	18	29.497	10	22	50.984	7	26	38.982	8	45	LARINI	1:59.382	1:59.611	8	+ 0.229
23	45	29.588	9	26	50.997	8	22	39.153	9	22	BOARDMAN	1:59.393	1:59.483	9	+ 0.090
24	19	29.621	8	19	51.115	9	45	39.203	5	19	LADYGIN	1:59.562	1:59.743	8	+ 0.181
25	46	30.151	9	46	52.744	9	46	40.282	12	46	FABIANI	2:03.177	2:03.932	13	+ 0.755

'Perfect Lap' - 1:56.390



Weather/Track: Sun 20° /Dry 25°



Circuit Length - 4.909 kilometres
Autodromo Enzo e Dino Ferrari
Imola

**2009 FIA World Touring Car Championship
FREE PRACTICE 2**

POS	NO	CLS	DRIVER	NAT	CAR	TIME	LAPS	GAP	KPH
1	4		Jordi GENE	ESP	SEAT Leon TDI	1:56.465	8		151.74
2	3		Rickard RYDELL	SWE	SEAT Leon TDI	1:56.491	9	0.026	151.70
3	6		Andy PRIAULX	GBR	BMW 320si	1:56.674	11	0.209	151.46
4	5		Tiago MONTEIRO	POR	SEAT Leon TDI	1:56.769	11	0.304	151.34
5	7		Jorg MULLER	GER	BMW 320si	1:56.791	10	0.326	151.31
6	9		Alessandro ZANARDI	ITA	BMW 320si	1:56.886	11	0.421	151.19
7	23	I	Felix PORTEIRO	ESP	BMW 320si	1:57.064	11	0.599	150.96
8	2		Gabriele TARQUINI	ITA	SEAT Leon TDI	1:57.073	12	0.608	150.95
9	1		Yvan MULLER	FRA	SEAT Leon TDI	1:57.152	10	0.687	150.85
10	14		Nicola LARINI	ITA	Chevrolet Cruze	1:57.373	8	0.908	150.56
11	10		Sergio HERNANDEZ	ESP	BMW 320si	1:57.418	10	0.953	150.50
12	36		James THOMPSON	GBR	Lada Priora	1:57.617	9	1.152	150.25
13	11		Robert HUFF	GBR	Chevrolet Cruze	1:57.623	9	1.158	150.24
14	25	I	Franz ENGSTLER	GER	BMW 320si	1:57.711	10	1.246	150.13
15	27	I	Stefano D'ASTE	ITA	BMW 320si	1:57.743	11	1.278	150.09
16	12		Alain MENU	SUI	Chevrolet Cruze	1:57.754	6	1.289	150.07
17	21	I	Tom CORONEL	NED	SEAT Leon	1:57.772	10	1.307	150.05
18	8		Augusto FARFUS	BRA	BMW 320si	1:57.845	10	1.380	149.96
19	30	I	Mehdi BENNANI	MAR	SEAT Leon	1:58.137	13	1.672	149.59
20	26	I	Kristian POULSEN	DEN	BMW 320si	1:58.690	11	2.225	148.89
21	22	I	Tom BOARDMAN	GBR	SEAT Leon	1:59.179	10	2.714	148.28
22	45	I	Andrea LARINI	ITA	SEAT Leon	1:59.730	11	3.265	147.60
23	19		Kirill LADYGIN	RUS	LADA Priora	2:00.609	10	4.144	146.52
24	46	I	Fabio FABIANI	ITA	BMW 320si	2:03.885	12	7.420	142.65

Imola

For Media Information Purposes - No Regulatory Value.

Circuit Length = 4.9090 km.

Weather/Track: Sun 23°/Dry 41°. Car 18 did not participate.

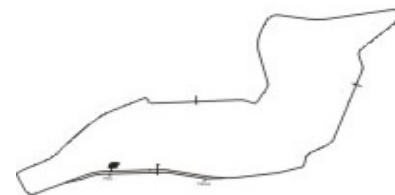
Start: 11:00 End: 11:29

Race Director:	Steward:	Timekeeper:	Issued at:
----------------	----------	-------------	------------

2009 FIA World Touring Car Championship

Free Practice 2 - Sector Analysis Report

Lap	S1 Time	S1 Spd	S2 Time	S2 Spd	S3 Time	S3 Spd	Lap Time	Pit	Lap	S1 Time	S1 Spd	S2 Time	S2 Spd	S3 Time	S3 Spd	Lap Time	Pit
1 MULLER FRA SEAT Leon TDI																	
1	10:46.363	170.4	56.749	154.9	42.138	190.9	12:25.250		7	28.908	197.4	51.090	166.6	46.934		2:06.932	Pit
2	29.042	197.4	50.294	165.6	38.697	188.7	1:58.033		8	2:20.908	185.1	51.839	164.8	39.254	191.6	3:52.001	
3	29.080	197.4	50.100	166.1	48.013		2:07.193	Pit	9	28.620	201.0	50.177	166.4	38.355	190.9	1:57.152	
4	6:59.155	193.6	51.644	163.3	39.898	189.4	8:30.697		10	29.170	198.1	50.457	166.4	39.155	191.6	1:58.782	
5	28.947	197.4	50.039	166.1	38.287	191.6	1:57.273										
6	28.614	198.1	50.289	166.4	38.617	189.4	1:57.520										
2 TARQUINI ITA SEAT Leon TDI																	
1	10:47.263	155.9	56.296	160.0	42.798	190.1	12:26.357		8	28.730	198.5	50.026	166.1	38.448	192.3	1:57.204	
2	28.722	199.2	50.096	166.4	38.475	190.1	1:57.293		9	28.759	196.7	49.984	167.7	38.330	192.3	1:57.073	
3	30.821	147.7	54.669	124.8	51.388		2:16.878	Pit	10	28.554	200.3	50.278	168.2	38.540	191.6	1:57.372	
4	2:06.202	190.6	54.314	155.1	40.178	189.4	3:40.694		11	28.908	193.3	52.763	167.4	47.539		2:09.210	Pit
5	28.879	199.2	55.089	137.9	41.637	190.9	2:05.605		12	3:03.394	180.8	53.437	166.6	39.244	192.3	4:36.075	
6	28.952	197.8	50.262	166.6	39.162	189.4	1:58.376										
7	28.757	198.9	50.171	165.8	38.627	191.6	1:57.555										
3 RYDELL SWE SEAT Leon TDI																	
1	10:47.049	178.2	54.903	156.7	41.779	188.7	12:23.731		6	28.834	198.5	49.470	165.6	38.187	190.9	1:56.491	
2	29.187	198.1	50.358	164.3	38.834	188.7	1:58.379		7	28.768	199.2	49.630	165.6	38.181	191.6	1:56.579	
3	29.003	198.1	50.032	165.3	38.598	189.4	1:57.633		8	30.517	173.7	52.287	163.6	45.101		2:07.905	Pit
4	29.086	197.8	50.584	165.3	45.462		2:05.132	Pit	9	4:54.522	177.9	52.816	164.1	40.315	188.0	6:27.653	
5	5:17.224	180.2	54.827	158.8	41.557	185.9	6:53.608										
4 GENE ESP SEAT Leon TDI																	
1	10:48.545	180.2	55.913	154.7	42.749	191.6	12:27.207		6	12:19.402	183.9	53.316	162.8	39.217	192.3	13:51.935	
2	28.973	197.4	50.320	166.4	38.444	191.6	1:57.737		7	28.701	200.7	49.579	166.4	38.185	193.1	1:56.465	
3	28.894	200.7	50.233	166.6	38.465	190.9	1:57.592		8	32.479	147.5	56.973	162.6	51.849		2:21.301	Pit
4	28.981	199.6	50.127	166.9	38.539	188.7	1:57.647										
5	31.193	170.2	53.257	161.4	46.213		2:10.663	Pit									
5 MONTEIRO POR SEAT Leon TDI																	
1	11:04.733	161.2	52.951	162.1	47.588	190.1	12:45.272		7	5:04.353	188.9	53.338	162.8	39.237	190.1	6:36.928	
2	29.046	198.5	51.837	163.8	39.146	190.9	2:00.029		8	28.961	197.4	50.490	164.3	38.873	189.4	1:58.324	
3	28.976	200.0	50.230	166.4	38.945	191.6	1:58.151		9	29.443	198.5	51.322	163.6	44.165		2:04.930	Pit
4	29.099	197.1	50.479	165.1	38.710	190.1	1:58.288		10	2:12.821	193.6	51.272	163.6	38.976	190.9	3:43.069	
5	28.988	199.2	50.218	165.1	38.979	188.7	1:58.185		11	28.863	197.8	49.506	166.6	38.400	190.9	1:56.769	
6	29.151	197.8	51.548	163.8	45.290		2:05.989	Pit									
6 PRIAULX GBR BMW 320si																	
1	11:03.053	179.1	52.645	142.2	43.146	183.2	12:38.844		7	28.978	194.6	50.198	162.6	38.496	186.6	1:57.672	
2	29.284	196.4	50.829	163.1	38.734	184.6	1:58.847		8	29.247	195.7	50.655	161.9	43.321		2:03.223	Pit
3	29.304	195.0	50.309	162.1	38.450	185.9	1:58.063		9	3:53.228	190.9	52.261	156.2	39.584	187.3	5:25.073	
4	29.196	194.3	50.149	162.4	43.826		2:03.171	Pit	10	28.753	197.4	49.729	163.6	38.192	188.0	1:56.674	
5	2:49.916	153.3	1:03.064	98.5	54.977	185.9	4:47.957		11	28.932	197.8	50.179	164.1	38.340	188.7	1:57.451	
6	29.076	196.0	50.405	162.8	38.612	187.3	1:58.093										



Weather/Track: Sun 23° / Dry 41°

Circuit Length - 4.909 kilometres
Autodromo Enzo e Dino Ferrari
Imola

2009 FIA World Touring Car Championship

Free Practice 2 - Sector Analysis Report

Lap S1 Time S1 Spd S2 Time S2 Spd S3 Time S3 Spd Lap Time Pit Lap S1 Time S1 Spd S2 Time S2 Spd S3 Time S3 Spd Lap Time Pit

7 MULLER				GER				BMW 320si							
1	10:57.427	191.6	51.402	163.1	40.977	184.6	12:29.806	7	29.012	193.9	49.462	163.6	38.317	185.9	1:56.791
2	29.417	193.6	51.585	163.6	39.007	185.2	2:00.009	8	28.912	195.0	50.138	161.6	45.099	184.6	2:04.149
3	29.097	189.3	50.584	162.8	38.831	183.9	1:58.512	9	29.108	192.6	53.511	158.8	41.941		2:04.560 Pit
4	29.140	194.6	50.361	162.8	38.891	183.2	1:58.392	10	4:04.924	116.6	57.532	159.0	38.921	184.6	5:41.377
5	31.332	175.9	51.328	163.1	43.506		2:06.166 Pit								
6	3:53.349	192.9	49.827	163.3	38.569	186.6	5:21.745								

8 FARFUS				BRA				BMW 320si							
1	10:58.044	192.6	51.296	163.1	41.292	187.3	12:30.632	7	29.115	194.6	56.808	143.6	38.976	185.9	2:04.899
2	28.920	197.4	50.348	162.4	38.602	184.6	1:57.870	8	28.951	196.0	50.220	163.6	38.674	185.9	1:57.845
3	30.565	145.2	51.364	162.1	39.013	185.9	2:00.942	9	28.960	195.7	50.303	162.8	43.973		2:03.236 Pit
4	29.054	194.3	50.458	162.8	38.569	185.2	1:58.081	10	3:28.769	188.0	52.631	159.2	39.134	185.9	5:00.534
5	29.193	194.6	50.271	163.1	44.801		2:04.265 Pit								
6	4:34.293	193.6	51.378	162.6	38.589	185.9	6:04.260								

9 ZANARDI				ITA				BMW 320si							
1	11:03.844	184.2	52.542	161.4	44.020	185.9	12:40.406	7	30.761	155.7	52.552	162.8	40.470	186.6	2:03.783
2	29.107	196.7	50.318	163.6	38.771	185.9	1:58.196	8	29.002	195.3	49.724	164.1	47.520		2:06.246 Pit
3	28.923	196.7	50.180	164.6	38.570	185.2	1:57.673	9	3:18.669	183.0	52.518	162.6	39.147	185.9	4:50.334
4	28.989	195.7	50.294	164.3	44.122		2:03.405 Pit	10	28.911	196.0	49.812	163.8	38.344	183.9	1:57.067
5	3:08.252	153.9	1:06.767	78.8	57.465	184.6	5:12.484	11	29.019	194.6	49.925	162.6	38.444	185.9	1:57.388
6	28.963	195.3	49.631	164.1	38.292	186.6	1:56.886								


10 HERNANDEZ				ESP				BMW 320si							
1	11:04.351	183.9	52.619	159.7	43.974	185.9	12:40.944	7	30.348	159.3	50.875	162.8	44.091		2:05.314 Pit
2	29.042	198.5	50.537	162.4	38.454	188.0	1:58.033	8	5:48.754	180.2	52.407	163.1	39.136	187.3	7:20.297
3	29.185	196.0	50.182	162.8	38.447	187.3	1:57.814	9	28.841	197.1	50.256	162.1	38.321	185.9	1:57.418
4	29.045	196.0	50.279	163.1	44.292		2:03.616 Pit	10	28.928	196.0	50.052	163.6	38.477	188.0	1:57.457
5	2:47.792	158.4	1:02.501	103.3	55.218	181.9	4:45.511								
6	29.306	193.9	50.486	161.1	38.632	185.9	1:58.424								

11 HUFF				GBR				Chevrolet Cruze							
1	12:46.096	107.6	1:33.568	114.8	40.763	185.2	15:00.427	6	28.878	195.3	50.450	158.8	40.417	185.9	1:59.745
2	29.226	193.9	50.336	163.3	38.792	185.2	1:58.354	7	28.916	196.4	50.042	163.3	38.665	185.9	1:57.623
3	29.114	194.3	50.305	163.8	38.877	186.6	1:58.296	8	28.880	195.7	50.343	163.6	44.462		2:03.685 Pit
4	30.072	176.8	54.387	148.3	47.495		2:11.954 Pit	9	5:15.626	137.4	53.278	162.4	39.121	187.3	6:48.025
5	3:54.565	177.9	54.206	142.1	42.331	187.3	5:31.102								

12 MENU				SUI				Chevrolet Cruze							
1	11:21.251	178.5	55.107	152.9	42.492	185.2	12:58.850	5	2:54.403	183.6	52.821	161.9	39.329	186.6	4:26.553
2	29.154	195.0	51.034	163.6	48.177		2:08.365 Pit	6	29.007	195.3	49.934	164.1	38.813	184.6	1:57.754
3	4:28.211	191.9	51.913	158.8	47.301		6:07.425 Pit								
4	8:56.953	189.6	52.845	160.2	46.585		10:36.383 Pit								



Weather/Track: Sun 23° / Dry 41°



Circuit Length - 4.909 kilometres
Autodromo Enzo e Dino Ferrari
Imola

2009 FIA World Touring Car Championship

Free Practice 2 - Sector Analysis Report

Lap S1 Time S1 Spd S2 Time S2 Spd S3 Time S3 Spd Lap Time Pit Lap S1 Time S1 Spd S2 Time S2 Spd S3 Time S3 Spd Lap Time Pit

14 LARINI

ITA

Chevrolet Cruze

1	11:21.911	171.0	55.155	151.2	42.784	185.9	12:59.850	6	29.017	194.3	49.927	164.1	38.590	187.3	1:57.534
2	29.017	194.6	50.622	162.8	40.713	170.8	2:00.352	7	28.872	195.0	49.864	165.1	38.637	186.6	1:57.373
3	30.587	170.4	52.169	164.3	38.950	185.9	2:01.706	8	29.234	197.1	50.083	164.1	45.872		2:05.189 Pit
4	28.905	195.7	50.627	161.9	46.445		2:05.977 Pit								
5	4:06.963	180.8	53.276	160.9	39.206	186.6	5:39.445								

19 LADYGIN

RUS

LADA Priora

1	11:12.344	192.2	52.221	162.4	43.475	185.9	12:48.040	7	29.578	192.6	51.812	162.6	40.479	183.9	2:01.869
2	29.530	194.3	51.932	163.8	39.549	185.9	2:01.011	8	29.607	193.3	51.749	162.6	39.581	183.9	2:00.937
3	29.858	190.6	51.471	161.9	39.514	184.6	2:00.843	9	29.630	193.6	51.994	161.9	45.735		2:07.359 Pit
4	29.608	193.9	51.566	161.9	39.435	184.6	2:00.609	10	3:58.465	192.2	51.799	162.8	39.597	184.6	5:29.861
5	29.392	194.3	54.383	150.6	44.868		2:08.643 Pit								
6	3:39.300	191.9	52.361	162.6	40.055	184.6	5:11.716								

21 CORONEL

NED

SEAT Leon

I

1	11:10.001	195.3	51.214	160.4	44.488	189.4	12:45.703	7	28.962	195.7	50.496	161.1	38.743	190.1	1:58.201
2	28.857	196.0	50.237	163.6	38.678	186.6	1:57.772	8	28.893	196.0	50.441	162.1	46.363		2:05.697 Pit
3	29.513	194.6	49.933	161.9	38.633	185.9	1:58.079	9	7:01.379	146.0	59.550	98.0	52.038	185.2	8:52.967
4	30.444	174.0	51.291	162.1	39.280	189.4	2:01.015	10	32.141	176.8	52.996	157.2	39.291	189.4	2:04.428
5	28.805	196.7	50.209	162.1	38.924	183.9	1:57.938								
6	29.273	196.0	53.306	158.1	39.111	190.1	2:01.690								

22 BOARDMAN

GBR

SEAT Leon

I

1	11:09.951	172.9	53.563	162.1	43.652	186.6	12:47.166	7	8:55.969	191.9	51.323	159.5	39.098	187.3	10:26.390
2	29.393	196.0	51.655	163.6	39.285	186.6	2:00.333	8	29.612	193.9	51.439	163.1	38.990	186.6	2:00.041
3	29.421	196.4	51.283	162.6	38.901	185.2	1:59.605	9	29.563	194.6	50.746	162.6	39.154	186.6	1:59.463
4	29.758	194.6	51.332	162.6	39.200	186.6	2:00.290	10	29.437	195.0	50.491	162.1	39.251	185.2	1:59.179
5	29.490	194.3	50.807	162.4	39.197	184.6	1:59.494								
6	33.705	180.8	52.265	162.6	45.201		2:11.171 Pit								

23 PORTEIRO

ESP

BMW 320si

I

1	12:27.264	174.2	53.292	161.1	39.109	183.2	13:59.665	7	29.217	191.6	50.382	161.1	38.648	185.9	1:58.247
2	29.396	192.9	50.724	161.4	38.842	182.6	1:58.962	8	29.551	191.2	50.620	162.8	45.443		2:05.614 Pit
3	29.528	191.2	50.515	161.4	38.838	183.9	1:58.881	9	2:53.439	185.4	50.841	163.6	38.982	188.0	4:23.262
4	29.394	191.6	50.476	162.4	46.879		2:06.749 Pit	10	29.012	195.0	49.819	163.8	38.693	188.0	1:57.524
5	2:46.830	164.1	54.718	123.1	40.019	186.6	4:21.567	11	29.027	191.6	49.731	164.1	38.306	188.0	1:57.064
6	29.420	191.6	50.545	162.8	38.573	186.6	1:58.538								

25 ENGSTLER

GER

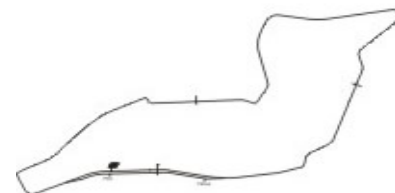
BMW 320si

I

1	12:23.486	177.9	52.555	160.7	39.870	183.2	13:55.911	7	29.219	195.7	50.036	162.1	38.456	183.9	1:57.711
2	29.641	191.6	55.337	161.4	39.094	177.4	2:04.072	8	28.909	197.1	50.768	162.6	38.823	183.2	1:58.500
3	29.322	193.6	50.975	161.4	39.533	181.2	1:59.830	9	29.138	195.7	50.440	163.1	38.942	178.7	1:58.520
4	29.311	195.3	50.951	161.6	38.988	185.2	1:59.250	10	29.783	184.5	54.218	124.8	40.496	185.2	2:04.497
5	29.776	191.6	52.777	159.5	47.058		2:09.611 Pit								
6	6:28.470	179.7	57.092	126.1	43.629	185.2	8:09.191								



Weather/Track: Sun 23° / Dry 41°



Circuit Length - 4.909 kilometres
Autodromo Enzo e Dino Ferrari
Imola

Printed at 11:33, Saturday, 19 September, 2009

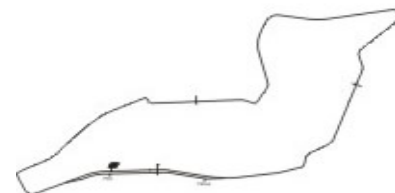
© MST Systems Ltd, 2005 (www.mstworld.com)

Page 3

2009 FIA World Touring Car Championship

Free Practice 2 - Sector Analysis Report

Lap	S1 Time	S1 Spd	S2 Time	S2 Spd	S3 Time	S3 Spd	Lap Time	Pit	Lap	S1 Time	S1 Spd	S2 Time	S2 Spd	S3 Time	S3 Spd	Lap Time	Pit
26 POULSEN DEN BMW 320si I																	
1	11:08.647	185.1	54.290	161.9	43.596	185.2	12:46.533		7	3:09.587	188.3	55.239	151.0	40.930	182.6	4:45.756	
2	29.405	194.6	52.026	163.1	39.351	185.9	2:00.782		8	29.294	193.9	50.904	161.9	38.759	183.9	1:58.957	
3	29.688	165.8	51.861	162.4	39.343	184.6	2:00.892		9	29.286	194.6	50.488	161.1	38.916	183.9	1:58.690	
4	29.534	193.6	51.893	161.6	48.933		2:10.360	Pit	10	29.210	195.3	50.718	163.3	38.902	185.2	1:58.830	
5	1:54.355	192.2	1:00.212	147.1	41.627	181.9	3:36.194		11	29.150	194.6	51.229	161.4	38.906	183.9	1:59.285	
6	29.856	192.9	51.671	162.1	49.389		2:10.916	Pit									
27 D'ASTE ITA BMW 320si I																	
1	11:05.377	174.2	52.623	162.6	43.815	187.3	12:41.815		7	29.374	194.6	50.486	162.8	38.746	185.9	1:58.606	
2	29.018	195.3	50.171	165.1	38.556	189.4	1:57.745		8	29.470	193.3	50.282	163.6	38.647	186.6	1:58.399	
3	28.983	197.8	50.204	164.6	38.556	188.0	1:57.743		9	29.329	194.3	50.431	161.9	43.187		2:02.947	Pit
4	28.992	195.7	50.022	165.6	38.769	186.6	1:57.783		10	1:54.184	191.2	53.111	159.0	39.497	187.3	3:26.792	
5	29.140	195.0	2:53.938	144.1	46.562		4:09.640	Pit	11	29.085	195.3	50.177	163.6	38.624	184.6	1:57.886	
6	2:37.643	192.9	50.518	164.1	38.926	185.2	4:07.087										
30 BENNANI MAR SEAT Leon I																	
1	11:05.887	166.8	52.961	162.8	44.512	188.0	12:43.360		8	29.239	195.3	50.383	165.1	38.874	188.7	1:58.496	
2	29.368	196.4	51.474	162.4	39.550	187.3	2:00.392		9	29.045	196.7	50.485	162.8	46.349		2:05.879	Pit
3	29.554	195.3	50.932	164.3	38.809	188.7	1:59.295		10	3:08.736	192.9	51.118	163.6	39.031	187.3	4:38.885	
4	29.837	194.6	51.004	162.6	39.210	189.4	2:00.051		11	29.223	196.0	50.497	164.3	38.807	188.7	1:58.527	
5	29.039	197.8	50.444	162.8	38.946	188.0	1:58.429		12	29.031	195.7	50.350	163.8	38.819	187.3	1:58.200	
6	29.029	197.1	50.984	163.8	38.968	185.2	1:58.981		13	29.058	195.3	50.471	162.8	38.608	187.3	1:58.137	
7	29.245	196.0	50.619	163.6	38.768	188.0	1:58.632										
36 THOMPSON GBR Lada Priora I																	
1	11:40.448	119.4	1:02.174	161.9	44.326	185.2	13:26.948		6	5:44.167	150.8	59.980	124.1	39.309	188.7	7:23.456	
2	32.440	184.2	56.542	163.1	43.420	185.9	2:12.402		7	28.783	197.1	50.124	165.3	38.710	187.3	1:57.617	
3	29.399	194.6	50.525	164.6	39.313	185.2	1:59.237		8	29.008	193.9	50.244	164.8	38.544	186.6	1:57.796	
4	29.177	194.3	50.660	164.8	39.028	186.6	1:58.865		9	31.418	175.3	54.790	163.3	50.806		2:17.014	Pit
5	29.142	196.4	52.906	157.4	49.826		2:11.874	Pit									
45 LARINI ITA SEAT Leon I																	
1	11:41.493	168.1	52.976	161.9	40.177	181.9	13:14.646		7	29.681	194.6	52.057	159.0	43.348	131.5	2:05.086	
2	29.788	193.3	51.484	162.6	39.523	183.2	2:00.795		8	40.545	188.3	58.280	110.6	51.716	183.9	2:30.541	
3	30.052	192.9	51.064	162.8	39.536	181.9	2:00.652		9	29.825	195.0	51.073	162.6	39.093	185.2	1:59.991	
4	29.963	194.3	50.967	163.3	39.695	183.9	2:00.625		10	29.654	194.6	51.070	162.8	39.562	183.9	2:00.286	
5	29.735	194.6	53.651	148.5	55.227		2:18.613	Pit	11	29.668	194.6	50.878	162.4	39.184	185.2	1:59.730	
6	4:23.003	189.6	50.766	163.1	39.345	185.9	5:53.114										



Weather/Track: Sun 23° / Dry 41°

Circuit Length - 4.909 kilometres
Autodromo Enzo e Dino Ferrari
Imola

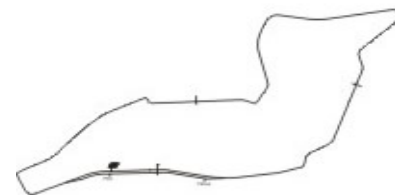
2009 FIA World Touring Car Championship

Free Practice 2 - Sector Analysis Report

Lap	S1 Time	S1 Spd	S2 Time	S2 Spd	S3 Time	S3 Spd	Lap Time	Pit	Lap	S1 Time	S1 Spd	S2 Time	S2 Spd	S3 Time	S3 Spd	Lap Time	Pit									
46 FABIANI									ITA BMW 320si									I								
1	11:19.807	168.6	57.281	158.5	43.686	181.2	13:00.774		8	30.638	189.3	53.637	160.4	41.973	181.2	2:06.248										
2	30.530	188.3	53.198	155.1	41.210	181.2	2:04.938		9	30.528	188.0	57.772	159.2	41.261	181.2	2:09.561										
3	30.216	188.9	52.842	161.4	41.418	180.6	2:04.476		10	30.766	188.3	54.387	160.4	40.589	181.2	2:05.742										
4	30.535	189.3	53.522	160.9	40.576	181.2	2:04.633		11	30.263	191.2	53.015	159.7	40.636	180.6	2:03.914										
5	30.415	189.6	53.397	160.4	40.495	180.0	2:04.307		12	30.473	188.3	53.016	160.7	40.396	180.0	2:03.885										
6	30.341	190.6	1:14.062	161.1	51.217		2:35.620	Pit																		
7	2:17.169	181.1	53.486	160.0	40.618	180.0	3:51.273																			



Weather/Track: Sun 23° /Dry 41°



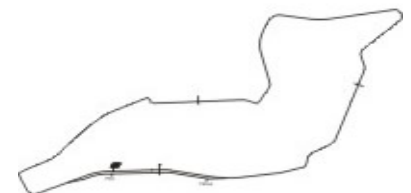
Circuit Length - 4.909 kilometres
Autodromo Enzo e Dino Ferrari
Imola

2009 FIA World Touring Car Championship Free Practice 2 - Best Sector Speeds Report

SECTOR 1				SECTOR 2				SECTOR 3				
POS	NO	NAME	SPEED	LAP	NO	NAME	SPEED	LAP	NO	NAME	SPEED	LAP
1	1	MULLER	201.0	9	2	TARQUINI	168.2	10	4	GENE	193.1	7
2	4	GENE	200.7	3	4	GENE	166.9	4	2	TARQUINI	192.3	8
3	2	TARQUINI	200.3	10	1	MULLER	166.6	7	1	MULLER	191.6	5
4	5	MONTEIRO	200.0	3	5	MONTEIRO	166.6	11	3	RYDELL	191.6	7
5	3	RYDELL	199.2	7	3	RYDELL	165.6	6	5	MONTEIRO	191.6	3
6	10	HERNANDEZ	198.5	2	27	D'ASTE	165.6	4	21	CORONEL	190.1	6
7	6	PRIAULX	197.8	11	36	THOMPSON	165.3	7	27	D'ASTE	189.4	2
8	27	D'ASTE	197.8	3	14	LARINI	165.1	7	30	BENNANI	189.4	4
9	30	BENNANI	197.8	5	30	BENNANI	165.1	8	6	PRIAULX	188.7	11
10	8	FARFUS	197.4	2	9	ZANARDI	164.6	3	36	THOMPSON	188.7	6
11	14	LARINI	197.1	8	6	PRIAULX	164.1	11	10	HERNANDEZ	188.0	2
12	25	ENGSTLER	197.1	8	12	MENU	164.1	6	23	PORTEIRO	188.0	9
13	36	THOMPSON	197.1	7	23	PORTEIRO	164.1	11	8	FARFUS	187.3	1
14	9	ZANARDI	196.7	2	11	HUFF	163.8	3	11	HUFF	187.3	5
15	21	CORONEL	196.7	5	19	LADYGIN	163.8	2	14	LARINI	187.3	6
16	11	HUFF	196.4	7	7	MULLER	163.6	2	22	BOARDMAN	187.3	7
17	22	BOARDMAN	196.4	3	8	FARFUS	163.6	8	7	MULLER	186.6	6
18	12	MENU	195.3	6	10	HERNANDEZ	163.6	10	9	ZANARDI	186.6	6
19	26	POULSEN	195.3	10	21	CORONEL	163.6	2	12	MENU	186.6	5
20	7	MULLER	195.0	8	22	BOARDMAN	163.6	2	19	LADYGIN	185.9	1
21	23	PORTEIRO	195.0	10	26	POULSEN	163.3	10	26	POULSEN	185.9	2
22	45	LARINI	195.0	9	45	LARINI	163.3	4	45	LARINI	185.9	6
23	19	LADYGIN	194.3	2	25	ENGSTLER	163.1	9	25	ENGSTLER	185.2	4
24	46	FABIANI	191.2	11	46	FABIANI	161.4	3	46	FABIANI	181.2	1



Weather/Track: Sun 23° /Dry 41°



Circuit Length - 4.909 kilometres
Autodromo Enzo e Dino Ferrari
Imola

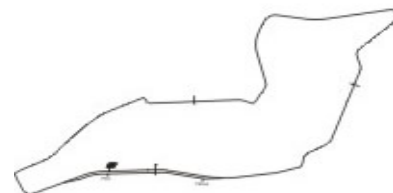
2009 FIA World Touring Car Championship Free Practice 2 - Best Sector Times Report

POS	NO	SECTOR 1		SECTOR 2		SECTOR 3		IDEAL/BEST LAP COMPARISON							
		TIME	LAP	NO	TIME	LAP	NO	TIME	LAP	NO	NAME	IDEAL	BEST	LAP	DIFF
1	2	28.554	10	7	49.462	7	3	38.181	7	3	RYDELL	1:56.419	1:56.491	6	+ 0.072
2	1	28.614	6	3	49.470	6	4	38.185	7	4	GENE	1:56.465	1:56.465	7	+ 0.000
3	4	28.701	7	5	49.506	11	6	38.192	10	6	PRIAULX	1:56.674	1:56.674	10	+ 0.000
4	6	28.753	10	4	49.579	7	1	38.287	5	7	MULLER	1:56.691	1:56.791	7	+ 0.100
5	3	28.768	7	9	49.631	6	9	38.292	6	5	MONTEIRO	1:56.769	1:56.769	11	+ 0.000
6	36	28.783	7	6	49.729	10	23	38.306	11	9	ZANARDI	1:56.834	1:56.886	6	+ 0.052
7	21	28.805	5	23	49.731	11	7	38.317	7	2	TARQUINI	1:56.868	1:57.073	9	+ 0.205
8	10	28.841	9	14	49.864	7	10	38.321	9	1	MULLER	1:56.940	1:57.152	9	+ 0.212
9	5	28.863	11	21	49.933	3	2	38.330	9	23	PORTEIRO	1:57.049	1:57.064	11	+ 0.015
10	14	28.872	7	12	49.934	6	5	38.400	11	10	HERNANDEZ	1:57.214	1:57.418	9	+ 0.204
11	11	28.878	6	2	49.984	9	25	38.456	7	14	LARINI	1:57.326	1:57.373	7	+ 0.047
12	25	28.909	8	27	50.022	4	36	38.544	8	21	CORONEL	1:57.371	1:57.772	2	+ 0.401
13	9	28.911	10	25	50.036	7	27	38.556	2	25	ENGSTLER	1:57.401	1:57.711	7	+ 0.310
14	7	28.912	8	1	50.039	5	8	38.569	4	36	THOMPSON	1:57.451	1:57.617	7	+ 0.166
15	8	28.920	2	11	50.042	7	14	38.590	6	27	D'ASTE	1:57.561	1:57.743	3	+ 0.182
16	27	28.983	3	10	50.052	10	30	38.608	13	11	HUFF	1:57.585	1:57.623	7	+ 0.038
17	12	29.007	6	36	50.124	7	21	38.633	3	8	FARFUS	1:57.709	1:57.845	8	+ 0.136
18	23	29.012	10	8	50.220	8	11	38.665	7	12	MENU	1:57.754	1:57.754	6	+ 0.000
19	30	29.029	6	30	50.350	12	26	38.759	8	30	BENNANI	1:57.987	1:58.137	13	+ 0.150
20	26	29.150	11	26	50.488	9	12	38.813	6	26	POULSEN	1:58.397	1:58.690	9	+ 0.293
21	19	29.392	5	22	50.491	10	22	38.901	3	22	BOARDMAN	1:58.785	1:59.179	10	+ 0.394
22	22	29.393	2	45	50.766	6	45	39.093	9	45	LARINI	1:59.513	1:59.730	11	+ 0.217
23	45	29.654	10	19	51.471	3	19	39.435	4	19	LADYGIN	2:00.298	2:00.609	4	+ 0.311
24	46	30.216	3	46	52.842	3	46	40.396	12	46	FABIANI	2:03.454	2:03.885	12	+ 0.431

'Perfect Lap' - 1:56.197



Weather/Track: Sun 23°/Dry 41°



Circuit Length - 4.909 kilometres
Autodromo Enzo e Dino Ferrari
Imola

**2009 FIA World Touring Car Championship
QUALIFYING 1 - PROVISIONAL CLASSIFICATION**

POS	NO	CLS	DRIVER	NAT	CAR	TIME	LAPS	GAP	KPH
1	1		Yvan MULLER	FRA	SEAT Leon TDI	1:55.840	8		152.55
2	3		Rickard RYDELL	SWE	SEAT Leon TDI	1:55.847	8	0.007	152.54
3	2		Gabriele TARQUINI	ITA	SEAT Leon TDI	1:56.139	8	0.299	152.16
4	5		Tiago MONTEIRO	POR	SEAT Leon TDI	1:56.189	9	0.349	152.10
5	4		Jordi GENE	ESP	SEAT Leon TDI	1:56.392	9	0.552	151.83
6	8		Augusto FARFUS	BRA	BMW 320si	1:56.393	8	0.553	151.83
7	11		Robert HUFF	GBR	Chevrolet Cruze	1:56.610	8	0.770	151.55
8	14		Nicola LARINI	ITA	Chevrolet Cruze	1:56.704	8	0.864	151.42
9	6		Andy PRIAULX	GBR	BMW 320si	1:56.873	7	1.033	151.21
10	12		Alain MENU	SUI	Chevrolet Cruze	1:56.972	8	1.132	151.08
11	10		Sergio HERNANDEZ	ESP	BMW 320si	1:57.026	9	1.186	151.01
12	7		Jorg MULLER	GER	BMW 320si	1:57.121	8	1.281	150.89
13	9		Alessandro ZANARDI	ITA	BMW 320si	1:57.208	9	1.368	150.77
14	27	I	Stefano D'ASTE	ITA	BMW 320si	1:57.306	8	1.466	150.65
15	36		James THOMPSON	GBR	Lada Priora	1:57.331	8	1.491	150.62
16	23	I	Felix PORTEIRO	ESP	BMW 320si	1:57.419	9	1.579	150.50
17	21	I	Tom CORONEL	NED	SEAT Leon	1:57.472	9	1.632	150.43
18	30	I	Mehdi BENNANI	MAR	SEAT Leon	1:57.787	8	1.947	150.03
19	26	I	Kristian POULSEN	DEN	BMW 320si	1:57.962	8	2.122	149.81
20	25	I	Franz ENGSTLER	GER	BMW 320si	1:58.029	9	2.189	149.72
21	22	I	Tom BOARDMAN	GBR	SEAT Leon	1:58.170	10	2.330	149.55
22	18		Jaap van LAGEN	NED	LADA Priora	1:58.388	9	2.548	149.27
23	19		Kirill LADYGIN	RUS	LADA Priora	1:58.990	9	3.150	148.52
24	45	I	Andrea LARINI	ITA	SEAT Leon	1:59.056	8	3.216	148.43
25	46	I	Fabio FABIANI	ITA	BMW 320si	2:02.619	7	6.779	144.12

QUALIFICATION MAXIMA 2:03.948

Subject to technical scrutineering. For Media Information Purposes - No Regulatory Value.

Weather/Track: Sun 26°/Dry 46°

Imola

Circuit Length = 4.9090 km.

Start: 15:00 End: 15:22

Race Director:	Steward:	Timekeeper:	Issued at:
----------------	----------	-------------	------------

**2009 FIA World Touring Car Championship
QUALIFYING 1 RESULT**

POS	NO	CLS	DRIVER	NAT	CAR	TIME	LAPS	GAP	KPH
1	1		Yvan MULLER	FRA	SEAT Leon TDI	1:55.840	8		152.55
2	3		Rickard RYDELL	SWE	SEAT Leon TDI	1:55.847	8	0.007	152.54
3	2		Gabriele TARQUINI	ITA	SEAT Leon TDI	1:56.139	8	0.299	152.16
4	5		Tiago MONTEIRO	POR	SEAT Leon TDI	1:56.189	9	0.349	152.10
5	4		Jordi GENE	ESP	SEAT Leon TDI	1:56.392	9	0.552	151.83
6	8		Augusto FARFUS	BRA	BMW 320si	1:56.393	8	0.553	151.83
7	11		Robert HUFF	GBR	Chevrolet Cruze	1:56.610	8	0.770	151.55
8	14		Nicola LARINI	ITA	Chevrolet Cruze	1:56.704	8	0.864	151.42
9	6		Andy PRIAULX	GBR	BMW 320si	1:56.873	7	1.033	151.21
10	12		Alain MENU	SUI	Chevrolet Cruze	1:56.972	8	1.132	151.08
11	10		Sergio HERNANDEZ	ESP	BMW 320si	1:57.026	9	1.186	151.01
12	7		Jorg MULLER	GER	BMW 320si	1:57.121	8	1.281	150.89
13	9		Alessandro ZANARDI	ITA	BMW 320si	1:57.208	9	1.368	150.77
14	27	I	Stefano D'ASTE	ITA	BMW 320si	1:57.306	8	1.466	150.65
15	36		James THOMPSON	GBR	Lada Priora	1:57.331	8	1.491	150.62
16	23	I	Felix PORTEIRO	ESP	BMW 320si	1:57.419	9	1.579	150.50
17	21	I	Tom CORONEL	NED	SEAT Leon	1:57.472	9	1.632	150.43
18	30	I	Mehdi BENNANI	MAR	SEAT Leon	1:57.787	8	1.947	150.03
19	26	I	Kristian POULSEN	DEN	BMW 320si	1:57.962	8	2.122	149.81
20	25	I	Franz ENGSTLER	GER	BMW 320si	1:58.029	9	2.189	149.72
21	22	I	Tom BOARDMAN	GBR	SEAT Leon	1:58.170	10	2.330	149.55
22	18		Jaap van LAGEN	NED	LADA Priora	1:58.388	9	2.548	149.27
23	19		Kirill LADYGIN	RUS	LADA Priora	1:58.990	9	3.150	148.52
24	45	I	Andrea LARINI	ITA	SEAT Leon	1:59.056	8	3.216	148.43
25	46	I	Fabio FABIANI	ITA	BMW 320si	2:02.619	7	6.779	144.12

QUALIFICATION MAXIMA 2:03.948

Imola
Circuit Length = 4.9090 km.
Start: 15:00 End: 15:22

Steward:	Steward:	Steward:	Issued at:
----------	----------	----------	------------

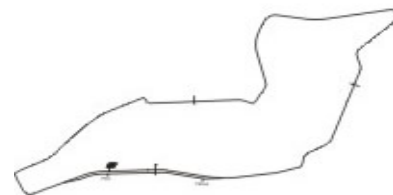
2009 FIA World Touring Car Championship

Qualifying 1 - Sector Analysis Report

Lap	S1 Time	S1 Spd	S2 Time	S2 Spd	S3 Time	S3 Spd	Lap Time	Pit	Lap	S1 Time	S1 Spd	S2 Time	S2 Spd	S3 Time	S3 Spd	Lap Time	Pit
1 MULLER FRA SEAT Leon TDI																	
1	10:44.508	150.6	56.515	160.4	42.167	191.6	12:23.190		6	28.383	200.7	49.543	165.6	37.964	191.6	1:55.890	
2	28.891	198.1	49.745	165.6	38.107	191.6	1:56.743		7	28.334	200.7	49.587	166.4	37.919	192.3	1:55.840	
3	28.401	200.3	49.909	165.3	38.280	191.6	1:56.590		8	29.562	195.3	52.479	161.4	52.042		2:14.083	Pit
4	28.768	197.8	50.315	163.6	47.349		2:06.432	Pit									
5	8:09.856	169.4	57.454	161.6	41.061	190.9	9:48.371										
2 TARQUINI ITA SEAT Leon TDI																	
1	10:45.895	156.4	56.788	161.9	42.289	193.1	12:24.972		6	28.198	202.2	49.259	167.7	40.626	193.1	1:58.083	
2	28.528	200.7	49.658	167.9	38.095	193.1	1:56.281		7	28.425	200.7	49.675	166.9	38.039	193.8	1:56.139	
3	28.458	200.3	49.831	166.6	38.600	189.4	1:56.889		8	30.674	157.5	54.851	156.9	52.586		2:18.111	Pit
4	28.544	200.0	49.752	165.6	47.606		2:05.902	Pit									
5	8:12.639	166.3	55.103	164.1	41.461	193.8	9:49.203										
3 RYDELL SWE SEAT Leon TDI																	
1	10:46.011	177.6	54.324	162.1	41.750	191.6	12:22.085		6	28.504	200.0	49.449	166.9	38.089	191.6	1:56.042	
2	28.686	200.0	49.779	165.3	38.203	191.6	1:56.668		7	28.543	200.0	49.183	166.6	38.121	192.3	1:55.847	
3	28.629	198.1	49.441	165.6	38.433	190.9	1:56.503		8	35.383	123.3	56.065	160.0	52.385		2:23.833	Pit
4	28.820	198.1	50.348	165.3	45.300		2:04.468	Pit									
5	8:16.793	184.2	53.265	163.8	40.437	192.3	9:50.495										
4 GENE ESP SEAT Leon TDI																	
1	10:47.782	184.8	54.031	154.7	42.184	193.1	12:23.997		6	6:08.810	181.7	53.872	163.3	39.950	192.3	7:42.632	
2	28.662	200.7	49.933	166.4	38.429	192.3	1:57.024		7	28.876	200.3	49.828	165.8	42.172	194.5	2:00.876	
3	29.200	197.1	50.060	166.4	38.430	193.8	1:57.690		8	28.530	200.0	49.613	166.1	38.249	193.8	1:56.392	
4	28.466	201.4	49.830	165.8	38.424	191.6	1:56.720		9	28.649	200.0	51.889	159.7	50.034		2:10.572	Pit
5	29.438	193.6	52.264	162.8	48.712		2:10.414	Pit									
5 MONTEIRO POR SEAT Leon TDI																	
1	10:44.339	180.8	55.232	147.1	41.040	190.9	12:20.611		6	6:05.937	168.6	57.417	159.2	41.177	192.3	7:44.531	
2	29.480	196.0	50.960	165.3	39.804	190.9	2:00.244		7	28.552	200.0	49.564	166.1	38.339	190.9	1:56.455	
3	28.922	169.1	51.521	165.3	38.541	193.1	1:58.984		8	28.446	200.0	49.417	166.6	38.326	192.3	1:56.189	
4	28.544	201.0	49.881	166.6	38.552	190.9	1:56.977		9	28.808	191.6	53.478	160.2	50.694		2:12.980	Pit
5	29.503	194.6	51.945	161.9	49.336		2:10.784	Pit									
6 PRIAULX GBR BMW 320si																	
1	10:49.792	183.9	53.708	147.5	48.669		12:32.169	Pit	5	28.764	196.4	49.977	163.1	38.132	187.3	1:56.873	
2	4:26.559	179.4	51.669	161.1	39.169	188.0	5:57.397		6	32.317	152.5	51.256	162.6	46.533		2:10.106	Pit
3	28.800	197.8	52.376	143.4	49.297		2:10.473	Pit	7	2:01.651	189.6	50.978	163.1	38.162	187.3	3:30.791	
4	2:45.663	190.6	51.480	162.1	39.349	187.3	4:16.492										



Weather/Track: Sun 26° / Dry 46°



Circuit Length - 4.909 kilometres
Autodromo Enzo e Dino Ferrari
Imola

2009 FIA World Touring Car Championship

Qualifying 1 - Sector Analysis Report

Lap S1 Time S1 Spd S2 Time S2 Spd S3 Time S3 Spd Lap Time Pit Lap S1 Time S1 Spd S2 Time S2 Spd S3 Time S3 Spd Lap Time Pit

7 MULLER					GER		BMW 320si								
1	10:52.684	185.4	53.146	155.1	42.245	185.2	12:28.075	6	29.223	189.6	51.551	163.3	38.473	185.2	1:59.247
2	29.146	193.6	50.011	162.8	39.895	185.9	1:59.052	7	28.945	195.3	49.765	162.8	38.411	186.6	1:57.121
3	28.877	195.0	50.301	162.6	41.483	185.9	2:00.661	8	29.848	178.8	51.434	162.1	45.303		2:06.585 Pit
4	33.177	157.5	57.604	144.9	48.194		2:18.975 Pit								
5	6:53.740	186.1	50.925	162.6	38.662	184.6	8:23.327								

8 FARFUS					BRA		BMW 320si								
1	10:53.389	181.4	53.057	153.1	42.533	187.3	12:28.979	6	28.884	193.9	49.430	163.6	38.079	185.2	1:56.393
2	28.891	195.0	49.850	163.6	38.398	185.9	1:57.139	7	29.292	188.3	50.015	162.4	38.560	182.6	1:57.867
3	28.838	194.6	49.906	161.9	38.380	185.9	1:57.124	8	29.165	193.9	51.475	151.2	45.100		2:05.740 Pit
4	29.376	194.6	50.151	162.1	47.234		2:06.761 Pit								
5	7:10.808	184.5	51.685	162.1	38.681	186.6	8:41.174								

9 ZANARDI					ITA		BMW 320si								
1	10:55.159	184.2	52.179	161.6	43.371	186.6	12:30.709	6	28.843	194.3	49.990	163.6	38.375	185.2	1:57.208
2	29.047	194.6	50.518	163.6	46.012		2:05.577 Pit	7	32.329	161.4	51.155	162.4	44.774		2:08.258 Pit
3	2:20.613	179.7	52.183	160.7	39.280	185.2	3:52.076	8	2:05.773	193.9	50.402	163.6	38.436	187.3	3:34.611
4	28.908	194.6	51.558	146.1	48.618		2:09.084 Pit	9	28.695	196.0	49.938	163.6	47.230		2:05.863 Pit
5	2:46.328	187.0	52.011	160.9	39.577	185.9	4:17.916								

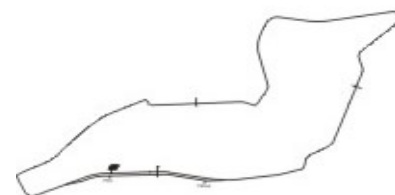
10 HERNANDEZ					ESP		BMW 320si								
1	10:55.587	184.2	52.118	160.9	43.479	186.6	12:31.184	6	29.005	195.7	49.992	162.1	38.307	185.2	1:57.304
2	29.176	195.3	50.827	160.7	45.515		2:05.518 Pit	7	32.301	159.1	51.214	162.1	44.602		2:08.117 Pit
3	2:20.674	179.4	52.369	161.4	39.181	185.9	3:52.224	8	2:02.122	194.6	49.898	162.8	38.645	185.9	3:30.665
4	28.950	196.0	51.897	145.3	49.617		2:10.464 Pit	9	29.013	195.0	49.748	161.9	38.265	185.2	1:57.026
5	2:45.107	182.3	51.725	161.4	39.462	187.3	4:16.294								

11 HUFF					GBR		Chevrolet Cruze								
1	10:56.231	194.6	52.235	162.4	46.680		12:35.146 Pit	6	28.603	198.1	49.733	165.8	38.274	188.7	1:56.610
2	2:44.685	185.4	54.165	144.5	40.697	188.7	4:19.547	7	28.752	196.7	49.691	165.6	38.267	187.3	1:56.710
3	28.746	196.4	52.139	150.2	44.777	188.7	2:05.662	8	29.118	197.4	50.517	164.6	46.778		2:06.413 Pit
4	28.764	172.9	59.398	137.2	53.217		2:21.379 Pit								
5	3:00.292	194.6	51.830	163.1	41.069	188.7	4:33.191								

12 MENU					SUI		Chevrolet Cruze								
1	10:59.359	187.0	51.539	162.1	48.612		12:39.510 Pit	6	28.881	196.4	49.811	164.6	38.419	186.6	1:57.111
2	2:42.037	186.7	54.453	153.8	41.574	188.7	4:18.064	7	28.971	196.4	49.587	164.6	38.414	187.3	1:56.972
3	28.691	195.7	51.792	146.9	45.775	188.7	2:06.258	8	28.889	196.0	49.680	164.3	54.382		2:12.951 Pit
4	30.830	139.5	58.415	155.8	54.604		2:23.849 Pit								
5	2:52.609	188.9	52.475	162.4	40.562	188.0	4:25.646								



Weather/Track: Sun 26° / Dry 46°



Circuit Length - 4.909 kilometres
Autodromo Enzo e Dino Ferrari
Imola

2009 FIA World Touring Car Championship

Qualifying 1 - Sector Analysis Report

Lap S1 Time S1 Spd S2 Time S2 Spd S3 Time S3 Spd Lap Time Pit Lap S1 Time S1 Spd S2 Time S2 Spd S3 Time S3 Spd Lap Time Pit

14 LARINI

ITA

Chevrolet Cruze

1	11:05.233	193.3	51.392	163.8	45.235	12:41.860	Pit	6	28.647	196.4	49.554	166.1	38.503	188.0	1:56.704	
2	2:39.115	187.6	54.243	142.8	41.077	188.0	4:14.435	7	28.684	196.0	49.766	164.6	38.399	188.7	1:56.849	
3	28.732	195.0	51.460	145.1	45.695	188.7	2:05.887	8	29.843	192.9	52.140	163.8	56.962		2:18.945	Pit
4	29.186	156.4	1:00.441	142.6	53.729		2:23.356	Pit								
5	2:58.159	192.6	51.053	165.3	41.515	188.0	4:30.727									

18 LAGEN

NED

LADA Priora

1	11:02.857	190.9	51.459	161.4	38.980	185.2	12:33.296	6	29.253	192.2	50.286	162.6	38.849	183.9	1:58.388	
2	29.321	192.6	50.591	162.6	38.976	184.6	1:58.888	7	30.574	179.7	52.158	163.1	45.296		2:08.028	Pit
3	29.726	189.9	51.097	162.4	45.879		2:06.702	Pit	8	2:09.301	193.6	54.614	161.9	38.970	185.9	3:42.885
4	2:23.598	183.0	55.770	121.8	55.630		4:14.998	Pit	9	29.272	192.2	50.330	161.9	38.829	184.6	1:58.431
5	2:10.526	176.8	51.096	161.4	39.102	185.9	3:40.724									

19 LADYGIN

RUS

LADA Priora

1	11:04.129	189.6	53.710	161.9	41.116	183.9	12:38.955	6	31.031	186.1	52.524	163.3	39.975	185.2	2:03.530	
2	30.860	182.0	52.746	161.6	43.855	185.2	2:07.461	7	29.541	191.6	50.709	163.8	38.896	186.6	1:59.146	
3	30.651	193.9	52.079	162.6	43.485		2:06.215	Pit	8	29.632	193.6	53.537	160.9	39.185	186.6	2:02.354
4	5:54.304	182.3	53.071	163.3	40.433	183.9	7:27.808		9	29.075	193.9	50.871	163.8	39.044	185.2	1:58.990
5	29.513	190.9	51.165	162.4	38.915	184.6	1:59.593									

21 CORONEL

NED

SEAT Leon

I

1	11:15.969	192.9	1:02.025		57.868	110.7	13:15.862	6	29.110	193.9	49.824	160.9	38.538	187.3	1:57.472	
2	46.268	132.4	1:18.845	94.5	59.887	186.6	3:05.000	7	34.103	180.2	51.502	162.1	40.055	185.2	2:05.660	
3	31.742	145.6	50.807	160.0	38.472	185.9	2:01.021	8	30.897	159.5	50.929	160.9	39.998	187.3	2:01.824	
4	29.185	190.6	52.895	137.4	51.467		2:13.547	Pit	9	30.030	193.6	50.669	162.1	39.536	188.7	2:00.235
5	2:26.595	190.6	50.455	161.1	38.538	189.4	3:55.588									

22 BOARDMAN

GBR

SEAT Leon

I

1	11:16.581	195.0	1:01.886		43.218	185.9	13:01.685	7	29.057	196.4	50.339	164.8	38.774	188.7	1:58.170	
2	30.338	183.3	52.868	162.6	38.766	187.3	2:01.972	8	31.639	167.1	51.867	130.9	40.724	190.1	2:04.230	
3	29.478	195.0	51.011	163.3	38.895	188.7	1:59.384	9	29.019	198.1	50.373	163.8	38.846	188.0	1:58.238	
4	29.453	195.3	50.836	164.6	39.294	190.1	1:59.583	10	29.755	193.3	51.308	162.6	46.236		2:07.299	Pit
5	29.296	177.0	56.507	146.9	49.891		2:15.694	Pit								
6	3:09.552	195.0	51.302	163.3	38.862	188.7	4:39.716									

23 PORTEIRO

ESP

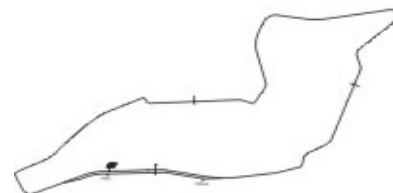
BMW 320si

I

1	11:10.973	185.1	52.504	161.1	39.575	183.9	12:43.052	6	28.841	195.7	50.049	162.6	38.529	185.2	1:57.419		
2	29.579	190.9	50.930	161.4	45.531		2:06.040	Pit	7	31.686	146.7	51.567	162.4	46.313		2:09.566	Pit
3	2:12.627	189.6	51.246	161.4	38.958	184.6	3:42.831		8	1:58.053	192.2	50.876	161.9	39.333	186.6	3:28.262	
4	29.374	191.9	52.559	111.2	49.015		2:10.948	Pit	9	28.843	197.1	50.140	162.6	38.524	185.2	1:57.507	
5	2:44.459	190.9	50.390	162.8	39.171	187.3	4:14.020										



Weather/Track: Sun 26° / Dry 46°



Circuit Length - 4.909 kilometres
Autodromo Enzo e Dino Ferrari
Imola

Printed at 15:30, Saturday, 19 September, 2009

© MST Systems Ltd, 2005 (www.mstworld.com)

Page 3

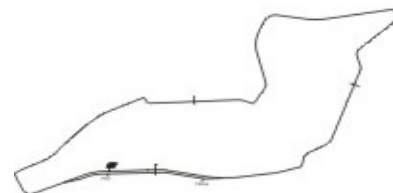
2009 FIA World Touring Car Championship

Qualifying 1 - Sector Analysis Report

Lap	S1 Time	S1 Spd	S2 Time	S2 Spd	S3 Time	S3 Spd	Lap Time	Pit	Lap	S1 Time	S1 Spd	S2 Time	S2 Spd	S3 Time	S3 Spd	Lap Time	Pit
25 ENGSTLER GER BMW 320si I																	
1	11:13.614	188.9	52.783	161.1	38.997	188.7	12:45.394		6	28.969	195.7	50.396	163.8	38.664	188.0	1:58.029	
2	28.900	196.4	50.482	161.4	38.729	185.9	1:58.111		7	30.612	172.9	51.767	139.7	40.656	185.2	2:03.035	
3	28.891	195.7	50.789	162.6	38.887	186.6	1:58.567		8	29.064	195.0	50.214	162.6	38.939	185.9	1:58.217	
4	30.332	187.6	52.801	159.7	47.617		2:10.750	Pit	9	31.022	189.3	51.630	162.6	46.890		2:09.542	Pit
5	5:34.666	189.6	52.877	160.9	38.610	188.0	7:06.153										
26 POULSEN DEN BMW 320si I																	
1	11:15.004	186.1	54.299	160.4	39.563	185.2	12:48.866		6	29.099	195.3	50.575	163.3	38.614	184.6	1:58.288	
2	29.036	196.0	50.580	163.1	38.751	186.6	1:58.367		7	29.065	194.6	50.327	163.8	38.570	184.6	1:57.962	
3	29.004	195.3	50.617	162.6	38.674	183.9	1:58.295		8	29.208	194.3	50.774	162.4	47.094		2:07.076	Pit
4	29.425	192.9	58.569	142.1	52.144		2:20.138	Pit									
5	3:59.015	159.5	54.100	135.6	42.579	185.9	5:35.694										
27 D'ASTE ITA BMW 320si I																	
1	11:06.889	189.6	51.462	162.8	39.247	185.2	12:37.598		6	29.000	194.3	50.222	164.1	38.686	185.2	1:57.908	
2	29.005	194.3	50.241	163.3	38.808	185.9	1:58.054		7	29.024	194.3	49.945	163.3	38.337	188.0	1:57.306	
3	28.941	194.6	50.231	162.8	38.611	187.3	1:57.783		8	28.899	194.3	50.178	162.1	44.871		2:03.948	Pit
4	29.585	190.6	53.769	159.2	46.297		2:09.651	Pit									
5	4:20.777	177.0	53.399		43.480	185.9	5:57.656										
30 BENNANI MAR SEAT Leon I																	
1	11:11.632	180.2	54.122	161.1	39.001	188.0	12:44.755		6	29.068	196.0	50.301	164.1	38.418	188.7	1:57.787	
2	29.004	196.7	50.389	164.1	38.677	188.7	1:58.070		7	28.885	196.4	50.757	163.6	44.446		2:04.088	Pit
3	29.076	195.0	50.555	162.8	44.083		2:03.714	Pit	8	2:28.610	196.4	50.238	165.3	39.077	190.1	3:57.925	
4	2:28.606	193.9	55.645	147.7	51.346		4:15.597	Pit									
5	2:02.407	179.1	52.853	161.1	39.893	188.7	3:35.153										
36 THOMPSON GBR Lada Priora																	
1	11:10.970	164.8	57.242	162.1	39.369	188.7	12:47.581		6	28.662	197.1	50.207	166.1	38.462	187.3	1:57.331	
2	28.625	196.0	50.544	163.1	38.577	188.0	1:57.746		7	28.772	196.7	50.152	165.1	38.487	187.3	1:57.411	
3	28.770	196.7	50.538	164.6	38.841	187.3	1:58.149		8	30.063	189.6	53.231	162.1	54.418		2:17.712	Pit
4	33.046	175.3	57.693	145.7	50.485		2:21.224	Pit									
5	4:54.425	87.9	1:14.968	142.6	42.649	188.7	6:52.042										
45 LARINI ITA SEAT Leon I																	
1	11:19.758	179.4	59.377		57.200	108.1	13:16.335		6	29.632	193.9	50.596	161.1	39.410	183.9	1:59.638	
2	46.470	122.4	1:18.980	92.8	59.562	188.0	3:05.012		7	29.518	193.3	50.671	163.3	39.055	184.6	1:59.244	
3	30.265	184.2	3:37.024	126.4	54.675		5:01.964	Pit	8	29.503	193.6	50.705	160.9	39.474	181.9	1:59.682	
4	2:29.027	177.9	53.108	160.7	39.510	183.2	4:01.645										
5	29.457	192.9	50.259	162.6	39.340	183.9	1:59.056										



Weather/Track: Sun 26° / Dry 46°



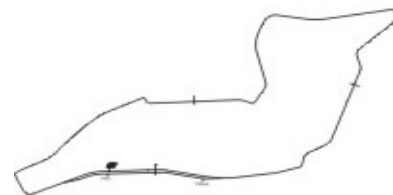
Circuit Length - 4.909 kilometres
Autodromo Enzo e Dino Ferrari
Imola

2009 FIA World Touring Car Championship Qualifying 1 - Sector Analysis Report

Lap	S1 Time	S1 Spd	S2 Time	S2 Spd	S3 Time	S3 Spd	Lap Time	Pit	Lap	S1 Time	S1 Spd	S2 Time	S2 Spd	S3 Time	S3 Spd	Lap Time	Pit									
46 FABIANI									ITA BMW 320si									I								
1	11:24.624	181.4	55.472	159.0	41.406	183.2	13:01.502		5	4:30.373	149.5	57.024	159.5	40.246	181.9	6:07.643										
2	30.387	188.3	53.851	160.9	40.135	183.2	2:04.373		6	30.204	188.9	52.249	160.4	40.166	181.2	2:02.619										
3	30.233	189.3	52.606	159.7	40.242	180.6	2:03.081		7	37.452	123.2	1:16.239	98.9	1:03.435		2:57.126	Pit									
4	30.399	187.3	53.066	160.0	48.772		2:12.237	Pit																		



Weather/Track: Sun 26° /Dry 46°



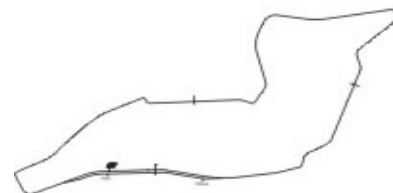
Circuit Length - 4.909 kilometres
Autodromo Enzo e Dino Ferrari
Imola

2009 FIA World Touring Car Championship Qualifying 1 - Best Sector Speeds Report

SECTOR 1				SECTOR 2				SECTOR 3				
POS	NO	NAME	SPEED	LAP	NO	NAME	SPEED	LAP	NO	NAME	SPEED	LAP
1	2	TARQUINI	202.2	6	2	TARQUINI	167.9	2	4	GENE	194.5	7
2	4	GENE	201.4	4	3	RYDELL	166.9	6	2	TARQUINI	193.8	5
3	5	MONTEIRO	201.0	4	5	MONTEIRO	166.6	4	5	MONTEIRO	193.1	3
4	1	MULLER	200.7	6	1	MULLER	166.4	7	1	MULLER	192.3	7
5	3	RYDELL	200.0	2	4	GENE	166.4	2	3	RYDELL	192.3	5
6	11	HUFF	198.1	6	14	LARINI	166.1	6	22	BOARDMAN	190.1	4
7	22	BOARDMAN	198.1	9	36	THOMPSON	166.1	6	30	BENNANI	190.1	8
8	6	PRIAULX	197.8	3	11	HUFF	165.8	6	21	CORONEL	189.4	5
9	23	PORTEIRO	197.1	9	30	BENNANI	165.3	8	11	HUFF	188.7	2
10	36	THOMPSON	197.1	6	22	BOARDMAN	164.8	7	12	MENU	188.7	2
11	30	BENNANI	196.7	2	12	MENU	164.6	6	14	LARINI	188.7	3
12	12	MENU	196.4	6	27	D'ASTE	164.1	6	25	ENGSTLER	188.7	1
13	14	LARINI	196.4	6	19	LADYGIN	163.8	7	36	THOMPSON	188.7	1
14	25	ENGSTLER	196.4	2	25	ENGSTLER	163.8	6	6	PRIAULX	188.0	2
15	9	ZANARDI	196.0	9	26	POULSEN	163.8	7	27	D'ASTE	188.0	7
16	10	HERNANDEZ	196.0	4	8	FARFUS	163.6	2	45	LARINI	188.0	2
17	26	POULSEN	196.0	2	9	ZANARDI	163.6	2	8	FARFUS	187.3	1
18	7	MULLER	195.3	7	7	MULLER	163.3	6	9	ZANARDI	187.3	8
19	8	FARFUS	195.0	2	45	LARINI	163.3	7	10	HERNANDEZ	187.3	5
20	27	D'ASTE	194.6	3	6	PRIAULX	163.1	5	23	PORTEIRO	187.3	5
21	19	LADYGIN	193.9	3	18	LAGEN	163.1	7	7	MULLER	186.6	7
22	21	CORONEL	193.9	6	10	HERNANDEZ	162.8	8	19	LADYGIN	186.6	7
23	45	LARINI	193.9	6	23	PORTEIRO	162.8	5	26	POULSEN	186.6	2
24	18	LAGEN	193.6	8	21	CORONEL	162.1	7	18	LAGEN	185.9	5
25	46	FABIANI	189.3	3	46	FABIANI	160.9	2	46	FABIANI	183.2	1



Weather/Track: Sun 26° /Dry 46°



Circuit Length - 4.909 kilometres
Autodromo Enzo e Dino Ferrari
Imola

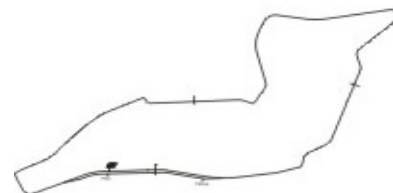
2009 FIA World Touring Car Championship Qualifying 1 - Best Sector Times Report

POS	NO	SECTOR 1		SECTOR 2		SECTOR 3		IDEAL/BEST LAP COMPARISON							
		TIME	LAP	NO	TIME	LAP	NO	TIME	LAP	NO	NAME	IDEAL	BEST	LAP	DIFF
1	2	28.198	6	3	49.183	7	1	37.919	7	2	TARQUINI	1:55.496	1:56.139	7	+ 0.643
2	1	28.334	7	2	49.259	6	2	38.039	7	3	RYDELL	1:55.776	1:55.847	7	+ 0.071
3	5	28.446	8	5	49.417	8	8	38.079	6	1	MULLER	1:55.796	1:55.840	7	+ 0.044
4	4	28.466	4	8	49.430	6	3	38.089	6	5	MONTEIRO	1:56.189	1:56.189	8	+ 0.000
5	3	28.504	6	1	49.543	6	6	38.132	5	4	GENE	1:56.328	1:56.392	8	+ 0.064
6	11	28.603	6	14	49.554	6	4	38.249	8	8	FARFUS	1:56.347	1:56.393	6	+ 0.046
7	36	28.625	2	12	49.587	7	10	38.265	9	11	HUFF	1:56.561	1:56.610	6	+ 0.049
8	14	28.647	6	4	49.613	8	11	38.267	7	14	LARINI	1:56.600	1:56.704	6	+ 0.104
9	12	28.691	3	11	49.691	7	5	38.326	8	12	MENU	1:56.692	1:56.972	7	+ 0.280
10	9	28.695	9	10	49.748	9	27	38.337	7	6	PRIAULX	1:56.873	1:56.873	5	+ 0.000
11	6	28.764	5	7	49.765	7	9	38.375	6	10	HERNANDEZ	1:56.963	1:57.026	9	+ 0.063
12	8	28.838	3	21	49.824	6	14	38.399	7	9	ZANARDI	1:57.008	1:57.208	6	+ 0.200
13	23	28.841	6	9	49.938	9	7	38.411	7	7	MULLER	1:57.053	1:57.121	7	+ 0.068
14	7	28.877	3	27	49.945	7	12	38.414	7	27	D'ASTE	1:57.181	1:57.306	7	+ 0.125
15	30	28.885	7	6	49.977	5	30	38.418	6	36	THOMPSON	1:57.239	1:57.331	6	+ 0.092
16	25	28.891	3	23	50.049	6	36	38.462	6	21	CORONEL	1:57.406	1:57.472	6	+ 0.066
17	27	28.899	8	36	50.152	7	21	38.472	3	23	PORTEIRO	1:57.414	1:57.419	6	+ 0.005
18	10	28.950	4	25	50.214	8	23	38.524	9	30	BENNANI	1:57.541	1:57.787	6	+ 0.246
19	26	29.004	3	30	50.238	8	26	38.570	7	25	ENGSTLER	1:57.715	1:58.029	6	+ 0.314
20	22	29.019	9	45	50.259	5	25	38.610	5	26	POULSEN	1:57.901	1:57.962	7	+ 0.061
21	19	29.075	9	18	50.286	6	22	38.766	2	22	BOARDMAN	1:58.124	1:58.170	7	+ 0.046
22	21	29.110	6	26	50.327	7	18	38.829	9	18	LAGEN	1:58.368	1:58.388	6	+ 0.020
23	18	29.253	6	22	50.339	7	19	38.896	7	19	LADYGIN	1:58.680	1:58.990	9	+ 0.310
24	45	29.457	5	19	50.709	7	45	39.055	7	45	LARINI	1:58.771	1:59.056	5	+ 0.285
25	46	30.204	6	46	52.249	6	46	40.135	2	46	FABIANI	2:02.588	2:02.619	6	+ 0.031

'Perfect Lap' - 1:55.300



Weather/Track: Sun 26°/Dry 46°



Circuit Length - 4.909 kilometres
Autodromo Enzo e Dino Ferrari
Imola

**2009 FIA World Touring Car Championship
 QUALIFYING 2 - PROVISIONAL CLASSIFICATION**

POS	NO	CLS	DRIVER	NAT	CAR	TIME	LAPS	GAP	KPH
1	2		Gabriele TARQUINI	ITA	SEAT Leon TDI	1:55.530	4		152.96
2	1		Yvan MULLER	FRA	SEAT Leon TDI	1:55.726	5	0.196	152.70
3	3		Rickard RYDELL	SWE	SEAT Leon TDI	1:55.891	5	0.361	152.49
4	11		Robert HUFF	GBR	Chevrolet Cruze	1:56.044	3	0.514	152.29
5	5		Tiago MONTEIRO	POR	SEAT Leon TDI	1:56.252	5	0.722	152.01
6	8		Augusto FARFUS	BRA	BMW 320si	1:56.257	4	0.727	152.01
7	6		Andy PRIAULX	GBR	BMW 320si	1:56.286	4	0.756	151.97
8	4		Jordi GENE	ESP	SEAT Leon TDI	1:56.418	5	0.888	151.80
9	14		Nicola LARINI	ITA	Chevrolet Cruze	1:56.522	3	0.992	151.66

Subject to technical scrutineering. For Media Information Purposes - No Regulatory Value.

Weather/Track: Sun 26°/Dry 38°. Car 12 did not participate.

Imola

Circuit Length = 4.9090 km.

Start: 15:28 End: 15:38

Race Director:	Steward:	Timekeeper:	Issued at:
----------------	----------	-------------	------------

**2009 FIA World Touring Car Championship
QUALIFYING 2 RESULT**

POS	NO	CLS	DRIVER	NAT	CAR	TIME	LAPS	GAP	KPH
1	2		Gabriele TARQUINI	ITA	SEAT Leon TDI	1:55.530	4		152.96
2	1		Yvan MULLER	FRA	SEAT Leon TDI	1:55.726	5	0.196	152.70
3	3		Rickard RYDELL	SWE	SEAT Leon TDI	1:55.891	5	0.361	152.49
4	11		Robert HUFF	GBR	Chevrolet Cruze	1:56.044	3	0.514	152.29
5	5		Tiago MONTEIRO	POR	SEAT Leon TDI	1:56.252	5	0.722	152.01
6	8		Augusto FARFUS	BRA	BMW 320si	1:56.257	4	0.727	152.01
7	6		Andy PRIAULX	GBR	BMW 320si	1:56.286	4	0.756	151.97
8	4		Jordi GENE	ESP	SEAT Leon TDI	1:56.418	5	0.888	151.80
9	14		Nicola LARINI	ITA	Chevrolet Cruze	1:56.522	3	0.992	151.66

Imola

Circuit Length = 4.9090 km.

Start: 15:28 End: 15:38

Car 12 did not participate.

Steward:	Steward:	Steward:	Issued at:
----------	----------	----------	------------

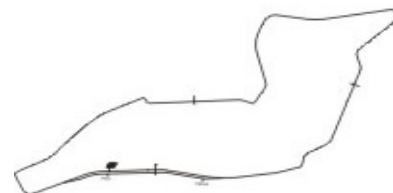
2009 FIA World Touring Car Championship

Qualifying 2 - Sector Analysis Report

Lap	S1 Time	S1 Spd	S2 Time	S2 Spd	S3 Time	S3 Spd	Lap Time	Pit	Lap	S1 Time	S1 Spd	S2 Time	S2 Spd	S3 Time	S3 Spd	Lap Time	Pit
1 MULLER FRA SEAT Leon TDI																	
1	13:58.586	183.0	58.156	141.7	40.879	189.4	15:37.621		4	29.530	171.2	52.167	145.3	39.797	191.6	2:01.494	
2	28.475	200.7	49.295	166.9	37.956	193.1	1:55.726		5	30.030	184.5	58.341	156.5	51.523		2:19.894	Pit
3	28.474	200.3	49.682	165.6	37.991	190.1	1:56.147										
2 TARQUINI ITA SEAT Leon TDI																	
1	14:00.757	156.1	58.274	145.1	40.428	193.8	15:39.459		4	28.334	200.7	50.198	166.6	47.580		2:06.112	Pit
2	28.386	200.7	49.184	167.9	37.960	193.8	1:55.530										
3	28.543	200.3	49.884	166.6	38.319	193.1	1:56.746										
3 RYDELL SWE SEAT Leon TDI																	
1	14:01.686	180.5	54.250	136.7	40.643	192.3	15:36.579		4	28.509	200.0	49.600	165.6	38.128	191.6	1:56.237	
2	28.635	201.0	49.245	166.9	38.011	191.6	1:55.891		5	28.673	199.2	50.744	147.3	47.243		2:06.660	Pit
3	28.933	197.8	50.794	166.9	38.239	192.3	1:57.966										
4 GENE ESP SEAT Leon TDI																	
1	14:01.142	174.2	54.020	161.6	40.022	191.6	15:35.184		4	28.588	201.0	49.729	167.7	38.403	192.3	1:56.720	
2	29.103	198.1	49.768	165.8	41.906	195.3	2:00.777		5	32.949	166.3	56.651	160.7	50.994		2:20.594	Pit
3	28.681	200.3	49.472	166.6	38.265	193.8	1:56.418										
5 MONTEIRO POR SEAT Leon TDI																	
1	13:59.909	162.1	57.900	131.3	40.490	193.8	15:38.299		4	28.485	200.0	49.833	165.8	38.489	193.1	1:56.807	
2	28.606	200.0	49.350	165.1	38.296	191.6	1:56.252		5	32.884	170.7	52.521	161.1	49.550		2:14.955	Pit
3	31.085	191.2	49.611	167.7	38.231	193.8	1:58.927										
6 PRIAULX GBR BMW 320si																	
1	13:44.995	191.6	49.599	163.1	42.800		15:17.394	Pit	4	28.920	193.6	49.512	162.1	37.936	187.3	1:56.368	
2	3:14.716	180.8	51.213	158.8	39.004	184.6	4:44.933										
3	28.908	195.7	49.457	162.8	37.921	186.6	1:56.286										
8 FARFUS BRA BMW 320si																	
1	13:48.585	192.9	49.997	163.6	43.438		15:22.020	Pit	4	28.837	194.6	49.350	164.3	38.070	187.3	1:56.257	
2	3:10.515	183.0	51.412	162.6	39.306	185.9	4:41.233										
3	28.808	195.3	49.528	162.6	37.981	186.6	1:56.317										
11 HUFF GBR Chevrolet Cruze																	
1	18:41.531	192.2	52.839	160.9	39.625	189.4	20:13.995		3	28.424	198.5	49.734	165.3	38.254	188.7	1:56.412	
2	28.474	197.4	49.424	165.6	38.146	190.9	1:56.044										
14 LARINI ITA Chevrolet Cruze																	
1	18:40.512	188.0	52.718	161.9	39.690	188.0	20:12.920		3	28.776	195.0	52.038	164.1	49.481		2:10.295	Pit
2	28.737	195.0	49.488	163.6	38.297	189.4	1:56.522										



Weather/Track: Sun 26° / Dry 38°



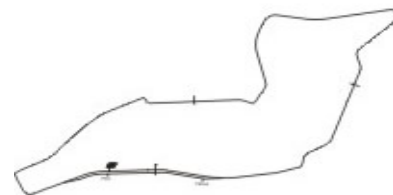
Circuit Length - 4.909 kilometres
Autodromo Enzo e Dino Ferrari
Imola

2009 FIA World Touring Car Championship Qualifying 2 - Best Sector Speeds Report

SECTOR 1				SECTOR 2				SECTOR 3				
POS	NO	NAME	SPEED	LAP	NO	NAME	SPEED	LAP	NO	NAME	SPEED	LAP
1	3	RYDELL	201.0	2	2	TARQUINI	167.9	2	4	GENE	195.3	2
2	4	GENE	201.0	4	4	GENE	167.7	4	2	TARQUINI	193.8	1
3	1	MULLER	200.7	2	5	MONTEIRO	167.7	3	5	MONTEIRO	193.8	1
4	2	TARQUINI	200.7	2	1	MULLER	166.9	2	1	MULLER	193.1	2
5	5	MONTEIRO	200.0	2	3	RYDELL	166.9	2	3	RYDELL	192.3	1
6	11	HUFF	198.5	3	11	HUFF	165.6	2	11	HUFF	190.9	2
7	6	PRIAULX	195.7	3	8	FARFUS	164.3	4	14	LARINI	189.4	2
8	8	FARFUS	195.3	3	14	LARINI	164.1	3	6	PRIAULX	187.3	4
9	14	LARINI	195.0	2	6	PRIAULX	163.1	1	8	FARFUS	187.3	4



Weather/Track: Sun 26° /Dry 38°



Circuit Length - 4.909 kilometres
Autodromo Enzo e Dino Ferrari
Imola

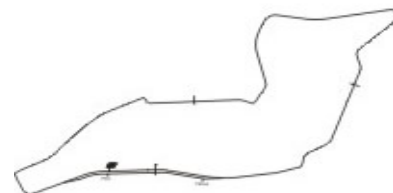
2009 FIA World Touring Car Championship Qualifying 2 - Best Sector Times Report

POS	NO	SECTOR 1		SECTOR 2		SECTOR 3		IDEAL/BEST LAP COMPARISON							
		TIME	LAP	NO	TIME	LAP	NO	TIME	LAP	NO	NAME	IDEAL	BEST	LAP	DIFF
1	2	28.334	4	2	49.184	2	6	37.921	3	2	TARQUINI	1:55.478	1:55.530	2	+ 0.052
2	11	28.424	3	3	49.245	2	1	37.956	2	1	MULLER	1:55.725	1:55.726	2	+ 0.001
3	1	28.474	3	1	49.295	2	2	37.960	2	3	RYDELL	1:55.765	1:55.891	2	+ 0.126
4	5	28.485	4	5	49.350	2	8	37.981	3	11	HUFF	1:55.994	1:56.044	2	+ 0.050
5	3	28.509	4	8	49.350	4	3	38.011	2	5	MONTEIRO	1:56.066	1:56.252	2	+ 0.186
6	4	28.588	4	11	49.424	2	11	38.146	2	8	FARFUS	1:56.139	1:56.257	4	+ 0.118
7	14	28.737	2	6	49.457	3	5	38.231	3	6	PRIAULX	1:56.286	1:56.286	3	+ 0.000
8	8	28.808	3	4	49.472	3	4	38.265	3	4	GENE	1:56.325	1:56.418	3	+ 0.093
9	6	28.908	3	14	49.488	2	14	38.297	2	14	LARINI	1:56.522	1:56.522	2	+ 0.000

'Perfect Lap' - 1:55.439



Weather/Track: Sun 26° / Dry 38°



Circuit Length - 4.909 kilometres
Autodromo Enzo e Dino Ferrari
Imola

**2009 FIA World Touring Car Championship
COMBINED QUALIFYING RESULT**

POS	NO	CLS	DRIVER	NAT	CAR	Q1	Q2
1	2		Gabriele TARQUINI	ITA	SEAT Leon TDI	1:56.139	1:55.530
2	1		Yvan MULLER	FRA	SEAT Leon TDI	1:55.840	1:55.726
3	3		Rickard RYDELL	SWE	SEAT Leon TDI	1:55.847	1:55.891
4	11		Robert HUFF	GBR	Chevrolet Cruze	1:56.610	1:56.044
5	5		Tiago MONTEIRO	POR	SEAT Leon TDI	1:56.189	1:56.252
6	8		Augusto FARFUS	BRA	BMW 320si	1:56.393	1:56.257
7	6		Andy PRIAULX	GBR	BMW 320si	1:56.873	1:56.286
8	4		Jordi GENE	ESP	SEAT Leon TDI	1:56.392	1:56.418
9	14		Nicola LARINI	ITA	Chevrolet Cruze	1:56.704	1:56.522
10	12		Alain MENU	SUI	Chevrolet Cruze	1:56.972	N / S
11	10		Sergio HERNANDEZ	ESP	BMW 320si	1:57.026	
12	7		Jorg MULLER	GER	BMW 320si	1:57.121	
13	9		Alessandro ZANARDI	ITA	BMW 320si	1:57.208	
14	27		Stefano D'ASTE	ITA	BMW 320si	1:57.306	
15	36		James THOMPSON	GBR	Lada Priora	1:57.331	
16	23		Felix PORTEIRO	ESP	BMW 320si	1:57.419	
17	21		Tom CORONEL	NED	SEAT Leon	1:57.472	
18	30		Mehdi BENNANI	MAR	SEAT Leon	1:57.787	
19	26		Kristian POULSEN	DEN	BMW 320si	1:57.962	
20	25		Franz ENGSTLER	GER	BMW 320si	1:58.029	
21	22		Tom BOARDMAN	GBR	SEAT Leon	1:58.170	
22	18		Jaap van LAGEN	NED	LADA Priora	1:58.388	
23	19		Kirill LADYGIN	RUS	LADA Priora	1:58.990	
24	45		Andrea LARINI	ITA	SEAT Leon	1:59.056	
25	46		Fabio FABIANI	ITA	BMW 320si	2:02.619	

QUALIFICATION MAXIMA 2:03.948

Subject to technical scrutineering.

Weather/Track: Sun 26°/Dry 38°.

Imola

Circuit Length = 4.9090 km.

Start: 15:00 End: 15:38

Steward:	Steward:	Steward:	Issued at:
----------	----------	----------	------------

2009 FIA World Touring Car Championship WARM UP

POS	NO	CLS	DRIVER	NAT	CAR	TIME	LAPS	GAP	KPH
1	8		Augusto FARFUS	BRA	BMW 320si	1:56.271	9		151.99
2	2		Gabriele TARQUINI	ITA	SEAT Leon TDI	1:56.366	8	0.095	151.86
3	6		Andy PRIAULX	GBR	BMW 320si	1:56.623	9	0.352	151.53
4	7		Jorg MULLER	GER	BMW 320si	1:56.635	9	0.364	151.51
5	4		Jordi GENE	ESP	SEAT Leon TDI	1:56.673	9	0.402	151.46
6	9		Alessandro ZANARDI	ITA	BMW 320si	1:56.739	9	0.468	151.38
7	10		Sergio HERNANDEZ	ESP	BMW 320si	1:56.828	9	0.557	151.26
8	3		Rickard RYDELL	SWE	SEAT Leon TDI	1:56.858	9	0.587	151.23
9	5		Tiago MONTEIRO	POR	SEAT Leon TDI	1:56.916	8	0.645	151.15
10	36		James THOMPSON	GBR	Lada Priora	1:57.142	8	0.871	150.86
11	1		Yvan MULLER	FRA	SEAT Leon TDI	1:57.206	8	0.935	150.78
12	11		Robert HUFF	GBR	Chevrolet Cruze	1:57.392	9	1.121	150.54
13	27	I	Stefano D'ASTE	ITA	BMW 320si	1:57.422	9	1.151	150.50
14	23	I	Felix PORTEIRO	ESP	BMW 320si	1:57.493	9	1.222	150.41
15	12		Alain MENU	SUI	Chevrolet Cruze	1:57.538	8	1.267	150.35
16	30	I	Mehdi BENNANI	MAR	SEAT Leon	1:57.774	9	1.503	150.05
17	21	I	Tom CORONEL	NED	SEAT Leon	1:57.801	9	1.530	150.01
18	14		Nicola LARINI	ITA	Chevrolet Cruze	1:57.888	7	1.617	149.90
19	26	I	Kristian POULSEN	DEN	BMW 320si	1:57.948	8	1.677	149.83
20	22	I	Tom BOARDMAN	GBR	SEAT Leon	1:58.298	7	2.027	149.38
21	25	I	Franz ENGSTLER	GER	BMW 320si	1:58.317	7	2.046	149.36
22	18		Jaap van LAGEN	NED	LADA Priora	1:58.379	7	2.108	149.28
23	19		Kirill LADYGIN	RUS	LADA Priora	1:58.446	8	2.175	149.20
24	46	I	Fabio FABIANI	ITA	BMW 320si	2:03.512	8	7.241	143.08

Imola

For Media Information Purposes - No Regulatory Value.

Circuit Length = 4.9090 km.

Weather/Track: Sun 20°/Dry 28°. Car 45 did not participate.

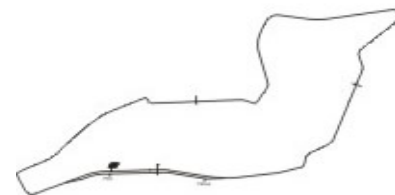
Start: 9:00 End: 9:15

Race Director:	Steward:	Timekeeper:	Issued at:
----------------	----------	-------------	------------

2009 FIA World Touring Car Championship

Warm-Up - Sector Analysis Report

Lap	S1 Time	S1 Spd	S2 Time	S2 Spd	S3 Time	S3 Spd	Lap Time	Pit	Lap	S1 Time	S1 Spd	S2 Time	S2 Spd	S3 Time	S3 Spd	Lap Time	Pit
1 MULLER FRA SEAT Leon TDI																	
1	10:45.530	186.1	52.533	164.6	39.896	186.6	12:17.959		6	28.782	198.1	50.158	164.8	39.625	190.9	1:58.565	
2	30.122	187.0	51.790	164.8	39.493	189.4	2:01.405		7	28.745	200.0	50.215	165.8	38.512	191.6	1:57.472	
3	29.062	197.8	49.994	166.4	38.403	190.1	1:57.459		8	28.822	199.6	50.599	164.6	52.328		2:11.749	Pit
4	28.862	198.9	50.079	166.9	38.265	190.9	1:57.206										
5	28.832	198.5	50.099	166.9	38.807	189.4	1:57.738										
2 TARQUINI ITA SEAT Leon TDI																	
1	10:48.540	193.9	51.537	164.8	43.365	78.2	12:23.442		6	28.564	201.4	49.770	166.9	38.124	191.6	1:56.458	
2	37.340	149.5	50.970	166.9	38.414	189.4	2:06.724		7	28.438	200.3	51.781	167.1	48.580	75.0	2:08.799	
3	28.711	200.0	49.524	167.7	38.186	193.1	1:56.421		8	35.226	197.1	51.835	165.3	48.324		2:15.385	Pit
4	28.786	198.9	49.548	167.4	38.032	193.1	1:56.366										
5	28.727	199.6	49.734	167.1	38.294	190.9	1:56.755										
3 RYDELL SWE SEAT Leon TDI																	
1	10:51.346	193.9	51.124	165.3	46.728	86.0	12:29.198		6	32.043	168.4	51.477	165.8	38.547	190.9	2:02.067	
2	32.886	197.4	50.498	165.1	38.563	189.4	2:01.947		7	28.610	200.0	49.572	167.1	38.676	193.1	1:56.858	
3	28.795	199.2	49.638	166.4	38.493	191.6	1:56.926		8	29.552	196.7	50.002	167.1	38.272	190.1	1:57.826	
4	28.807	197.1	50.121	165.8	38.498	191.6	1:57.426		9	29.260	198.5	50.464	166.1	52.174		2:11.898	Pit
5	28.670	198.1	49.863	167.7	40.925	172.6	1:59.458										
4 GENE ESP SEAT Leon TDI																	
1	10:52.697	193.6	51.264	165.6	39.167	190.1	12:23.128		6	28.833	200.0	49.597	169.8	38.243	192.3	1:56.673	
2	29.418	196.7	49.948	166.6	39.070	191.6	1:58.436		7	28.760	201.0	49.760	167.9	40.450	193.1	1:58.970	
3	28.936	199.6	50.988	167.7	38.376	193.1	1:58.300		8	28.702	201.0	49.643	166.9	38.612	192.3	1:56.957	
4	28.853	200.0	49.801	167.4	38.620	193.8	1:57.274		9	30.511	198.1	50.635	165.8	48.972		2:10.118	Pit
5	28.850	200.3	49.805	169.2	38.861	192.3	1:57.516										
5 MONTEIRO POR SEAT Leon TDI																	
1	10:49.709	187.0	52.224	164.1	40.282	183.9	12:22.215		6	28.697	200.0	49.715	167.4	38.504	188.7	1:56.916	
2	29.486	195.7	50.425	165.6	38.925	188.7	1:58.836		7	28.988	197.8	49.995	165.6	38.533	190.1	1:57.516	
3	29.033	198.9	49.741	167.1	38.428	190.1	1:57.202		8	28.941	198.9	50.029	164.3	47.254		2:06.224	Pit
4	29.002	197.8	49.942	166.6	38.596	190.9	1:57.540										
5	28.871	199.2	49.596	168.2	38.595	190.1	1:57.062										
6 PRIAULX GBR BMW 320si																	
1	10:55.809	182.3	52.863	162.1	44.622	124.4	12:33.294		6	28.864	196.7	49.918	163.1	38.205	188.0	1:56.987	
2	32.102	158.6	50.762	165.3	38.958	186.6	2:01.822		7	28.838	197.8	49.830	165.1	38.252	188.0	1:56.920	
3	29.028	196.4	49.753	165.3	38.399	189.4	1:57.180		8	28.814	196.4	49.887	163.6	40.755	95.8	1:59.456	
4	28.756	196.4	49.623	164.3	38.244	188.0	1:56.623		9	33.842	185.7	51.318	164.6	51.142		2:16.302	Pit
5	28.843	196.4	49.806	163.3	38.198	188.0	1:56.847										



Weather/Track: Sun 20° / Dry 28°

Circuit Length - 4.909 kilometres
Autodromo Enzo e Dino Ferrari
Imola

2009 FIA World Touring Car Championship

Warm-Up - Sector Analysis Report

Lap S1 Time S1 Spd S2 Time S2 Spd S3 Time S3 Spd Lap Time Pit Lap S1 Time S1 Spd S2 Time S2 Spd S3 Time S3 Spd Lap Time Pit

7 MULLER			GER			BMW 320si									
1	10:56.258	177.3	50.978	163.6	38.699	185.2	12:25.935	6	28.982	196.4	50.130	163.1	38.518	187.3	1:57.630
2	29.260	193.3	49.941	163.8	38.381	184.6	1:57.582	7	28.775	196.4	49.573	164.6	38.287	186.6	1:56.635
3	29.126	194.3	49.744	164.6	38.745	185.9	1:57.615	8	28.782	197.8	49.766	164.1	38.419	185.9	1:56.967
4	28.963	195.7	49.695	164.8	38.290	187.3	1:56.948	9	42.960				1:49.704		2:32.664 Pit
5	28.923	195.7	49.618	165.3	38.485	186.6	1:57.026								

8 FARFUS			BRA			BMW 320si									
1	11:00.160	177.0	51.506	164.1	39.169	184.6	12:30.835	6	28.805	196.7	49.453	165.6	38.013	186.6	1:56.271
2	29.355	194.6	49.966	163.3	38.732	185.2	1:58.053	7	28.657	197.4	49.566	164.8	38.171	185.9	1:56.394
3	29.107	194.3	49.729	164.3	38.555	186.6	1:57.391	8	28.812	196.4	49.697	163.8	44.442	121.7	2:02.951
4	29.399	197.4	49.819	165.1	38.190	188.0	1:57.408	9	33.636	176.2	50.660	164.3	51.353		2:15.649 Pit
5	28.757	196.4	49.991	164.6	38.294	186.6	1:57.042								

9 ZANARDI			ITA			BMW 320si									
1	11:01.678	183.9	52.376	164.8	39.364	183.9	12:33.418	6	28.982	196.0	49.821	164.8	38.362	185.9	1:57.165
2	29.485	193.9	50.298	165.3	38.947	186.6	1:58.730	7	28.842	193.9	51.301	164.3	39.586	188.0	1:59.729
3	28.951	196.4	49.976	164.6	38.377	185.9	1:57.304	8	28.662	198.5	49.798	165.6	38.279	186.6	1:56.739
4	28.684	197.1	49.998	164.8	38.432	188.0	1:57.114	9	30.342	190.9	52.261	161.4	49.515		2:12.118 Pit
5	28.859	195.7	49.820	165.6	38.310	185.9	1:56.989								

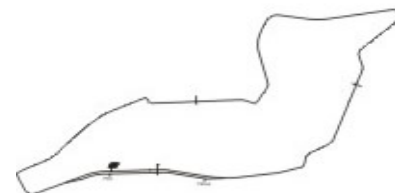
10 HERNANDEZ			ESP			BMW 320si									
1	11:02.392	177.0	52.403	163.6	39.072	185.9	12:33.867	6	28.788	198.5	49.886	164.8	38.369	186.6	1:57.043
2	29.260	191.6	51.174	163.6	38.625	186.6	1:59.059	7	28.700	198.1	50.119	164.3	38.170	187.3	1:56.989
3	28.991	196.4	49.984	163.6	38.244	187.3	1:57.219	8	28.866	197.4	50.027	164.3	38.613	183.9	1:57.506
4	28.844	196.7	49.883	163.3	38.395	188.0	1:57.122	9	30.189	186.7	50.844	162.6	46.954		2:07.987 Pit
5	28.829	197.4	49.795	163.6	38.204	186.6	1:56.828								

11 HUFF			GBR			Chevrolet Cruze									
1	11:03.356	187.0	52.563	127.3	40.350	185.2	12:36.269	6	28.898	195.3	50.426	164.6	38.745	185.9	1:58.069
2	29.139	195.7	50.294	164.8	38.668	185.9	1:58.101	7	28.780	195.0	50.323	164.3	38.694	186.6	1:57.797
3	28.987	195.3	49.951	164.6	38.560	187.3	1:57.498	8	30.134	193.3	50.099	164.8	38.555	188.0	1:58.788
4	28.745	196.0	50.763	162.8	39.011	187.3	1:58.519	9	28.853	196.4	50.480	164.8	55.531		2:14.864 Pit
5	28.966	196.4	49.946	164.8	38.480	187.3	1:57.392								

12 MENU			SUI			Chevrolet Cruze									
1	11:06.992	183.0	52.314	161.6	43.580		12:42.886 Pit	6	28.962	194.6	50.388	163.6	38.502	185.2	1:57.852
2	2:11.495	192.9	50.977	163.3	38.798	185.9	3:41.270	7	29.077	195.7	50.038	164.3	38.637	185.2	1:57.752
3	29.338	191.9	50.165	164.1	38.547	183.9	1:58.050	8	29.891	193.6	50.939	163.8	46.203		2:07.033 Pit
4	29.494	170.4	51.305	164.8	38.501	185.2	1:59.300								
5	29.054	196.0	50.060	163.6	38.424	185.2	1:57.538								



Weather/Track: Sun 20° / Dry 28°

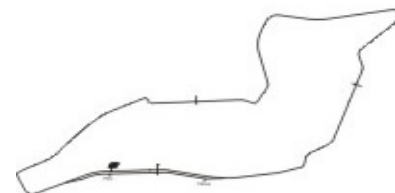


Circuit Length - 4.909 kilometres
Autodromo Enzo e Dino Ferrari
Imola

2009 FIA World Touring Car Championship

Warm-Up - Sector Analysis Report

Lap	S1 Time	S1 Spd	S2 Time	S2 Spd	S3 Time	S3 Spd	Lap Time	Pit	Lap	S1 Time	S1 Spd	S2 Time	S2 Spd	S3 Time	S3 Spd	Lap Time	Pit
14 LARINI									ITA Chevrolet Cruze								
1	12:00.233	182.6	52.973	163.3	39.649	185.2	13:32.855		5	29.053	195.0	50.102	164.3	38.755	183.9	1:57.910	
2	29.415	192.6	50.034	164.3	39.074	186.6	1:58.523		6	29.036	195.0	49.983	164.3	38.980	185.2	1:57.999	
3	29.213	194.3	49.722	165.1	38.953	185.2	1:57.888		7	29.201	195.0	50.006	164.6	48.642		2:07.849	Pit
4	29.331	193.6	49.943	160.4	42.328	185.9	2:01.602										
18 LAGEN									NED LADA Priora								
1	11:08.457	189.6	52.185	163.3	39.441	181.9	12:40.083		5	29.361	193.3	50.495	164.6	38.714	185.2	1:58.570	
2	29.690	192.6	50.929	163.6	38.790	184.6	1:59.409		6	29.210	193.3	50.418	163.6	38.751	184.6	1:58.379	
3	29.332	193.3	50.952	164.6	38.644	184.6	1:58.928		7	29.155	194.3	50.966	164.1	48.470		2:08.591	Pit
4	29.172	192.9	52.036	163.1	39.395	185.2	2:00.603										
19 LADYGIN									RUS LADA Priora								
1	11:46.593	172.9	55.286	164.1	39.925	185.2	13:21.804		6	29.292	194.6	50.663	165.1	38.885	185.2	1:58.840	
2	29.347	194.3	50.397	165.3	38.702	186.6	1:58.446		7	29.272	195.0	51.111	164.6	39.005	184.6	1:59.388	
3	29.187	193.3	50.576	165.1	39.032	185.9	1:58.795		8	29.526	194.6			1:47.376		2:16.902	Pit
4	29.406	192.9	50.693	163.8	47.430		2:07.529	Pit									
5	2:03.041	192.6	50.915	165.1	38.828	185.2	3:32.784										
21 CORONEL									NED SEAT Leon								
1	11:23.971	164.3	52.356	162.1	39.587	187.3	12:55.914		6	31.198	167.3	52.260	162.8	38.397	189.4	2:01.855	
2	29.556	194.3	50.674	163.3	38.962	188.0	1:59.192		7	29.091	196.4	50.591	161.4	38.844	188.0	1:58.526	
3	29.416	194.6	50.618	163.3	41.118	189.4	2:01.152		8	29.098	195.3	50.161	163.3	38.542	187.3	1:57.801	
4	29.272	194.3	50.283	163.3	38.907	188.0	1:58.462		9	32.511	168.9			1:47.713		2:20.224	Pit
5	29.298	194.6	50.069	163.1	38.807	187.3	1:58.174										
22 BOARDMAN									GBR SEAT Leon								
1	11:20.910	174.8	53.420	163.6	40.214	189.4	12:54.544		5	29.517	197.1	50.308	164.8	38.605	187.3	1:58.430	
2	29.679	191.6	51.390	165.6	39.099	189.4	2:00.168		6	29.414	195.7	50.310	165.3	38.574	187.3	1:58.298	
3	29.251	196.4	50.912	165.3	38.969	191.6	1:59.132		7	29.239	197.1	52.407	101.6	56.334		2:17.980	Pit
4	29.280	193.9	50.923	164.6	38.777	188.7	1:58.980										
23 PORTEIRO									ESP BMW 320si								
1	11:13.839	155.5	56.866	150.4	45.418	170.2	12:56.123		6	29.036	195.0	50.419	164.1	38.534	185.2	1:57.989	
2	31.636	178.8	52.952	163.1	40.473	184.6	2:05.061		7	29.061	195.7	50.108	163.1	38.626	185.9	1:57.795	
3	29.871	182.6	51.293	162.4	38.748	185.2	1:59.912		8	29.201	194.3	50.059	164.8	38.536	184.6	1:57.796	
4	29.108	194.3	50.129	162.4	38.609	186.6	1:57.846		9	29.306	192.6			1:43.905		2:13.211	Pit
5	29.057	194.6	49.891	163.8	38.545	185.2	1:57.493										
25 ENGSTLER									GER BMW 320si								
1	11:19.163	169.7	53.749	162.1	40.777	184.6	12:53.689		5	29.161	196.7	50.423	163.8	38.843	188.0	1:58.427	
2	32.689	184.8	51.316	163.3	38.755	187.3	2:02.760		6	29.527	194.3	50.357	163.3	38.618	186.6	1:58.502	
3	29.118	195.0	50.538	164.1	38.661	188.0	1:58.317		7	29.420	190.6	50.761	162.1	44.309		2:04.490	Pit
4	29.016	197.8	50.917	163.3	38.958	188.7	1:58.891										



Weather/Track: Sun 20° /Dry 28°

Circuit Length - 4.909 kilometres
Autodromo Enzo e Dino Ferrari
Imola

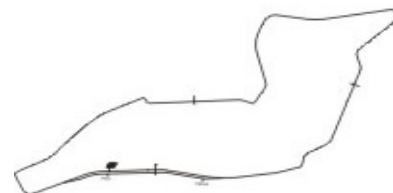
2009 FIA World Touring Car Championship

Warm-Up - Sector Analysis Report

Lap	S1 Time	S1 Spd	S2 Time	S2 Spd	S3 Time	S3 Spd	Lap Time	Pit	Lap	S1 Time	S1 Spd	S2 Time	S2 Spd	S3 Time	S3 Spd	Lap Time	Pit
26 POULSEN									DEN BMW 320si								
1	11:20.167	176.8	53.352	162.4	40.566	185.9	12:54.085		6	29.145	194.6	50.218	164.6	38.585	184.6	1:57.948	
2	30.002	191.2	51.268	163.8	39.150	183.2	2:00.420		7	29.229	195.7	50.610	163.3	38.890	184.6	1:58.729	
3	29.306	194.3	50.868	164.8	38.864	184.6	1:59.038		8	29.598	193.9	50.646	164.3	48.300		2:08.544	Pit
4	29.523	179.4	52.539	164.6	39.742	185.9	2:01.804										
5	29.178	195.7	50.439	164.3	38.774	185.2	1:58.391										
27 D'ASTE									ITA BMW 320si								
1	11:10.165	174.0	53.511	161.9	41.011	183.9	12:44.687		6	29.254	196.0	50.036	164.1	38.404	187.3	1:57.694	
2	30.287	184.8	51.459	163.8	42.696	183.9	2:04.442		7	29.159	195.3	49.940	165.3	38.323	187.3	1:57.422	
3	29.276	195.7	50.080	163.6	38.412	187.3	1:57.768		8	29.074	194.3	49.800	165.1	38.630	185.2	1:57.504	
4	28.980	195.7	49.944	164.6	39.008	188.0	1:57.932		9	29.460	172.6			1:52.762		2:22.222	Pit
5	29.433	193.6	50.171	165.1	38.559	183.2	1:58.163										
30 BENNANI									MAR SEAT Leon								
1	11:14.499	164.1	53.672	162.8	39.838	188.0	12:48.009		6	29.303	196.7	50.222	165.8	39.034	188.7	1:58.559	
2	29.588	195.7	50.948	164.8	38.860	188.7	1:59.396		7	29.144	198.1	50.052	164.6	38.578	189.4	1:57.774	
3	29.304	196.4	50.293	164.1	38.654	188.7	1:58.251		8	29.255	198.1	50.184	164.1	38.506	189.4	1:57.945	
4	29.287	196.4	50.484	164.1	38.972	188.0	1:58.743		9	29.500	194.6			1:44.936		2:14.436	Pit
5	29.977	163.3	50.954	165.6	38.781	188.7	1:59.712										
36 THOMPSON									GBR Lada Priora								
1	11:45.822	179.4	55.492	164.6	39.925	186.6	13:21.239		6	28.894	197.1	50.421	166.4	38.606	187.3	1:57.921	
2	29.321	193.9	50.308	165.1	38.655	188.0	1:58.284		7	28.852	196.4	50.137	166.6	38.683	187.3	1:57.672	
3	29.166	194.3	50.054	166.4	38.442	188.0	1:57.662		8	29.285	197.4	54.562	162.1	53.349		2:17.196	Pit
4	28.970	197.4	49.945	167.1	42.167	187.3	2:01.082										
5	28.948	195.7	49.745	167.4	38.449	185.9	1:57.142										
46 FABIANI									ITA BMW 320si								
1	11:24.143	154.2	55.492	160.9	41.589	181.2	13:01.224		6	30.666	189.6	52.688	161.6	40.168	179.3	2:03.522	
2	30.794	188.3	52.740	161.1	40.922	180.0	2:04.456		7	30.749	188.9	52.885	161.1	40.630	180.0	2:04.264	
3	30.311	191.2	52.898	155.1	40.303	181.9	2:03.512		8	35.705	123.0	1:03.478	132.8	1:01.179		2:40.362	Pit
4	30.627	183.6	52.360	161.6	1:02.108	181.2	2:25.095										
5	30.696	188.0	53.038	161.6	40.250	181.2	2:03.984										



Weather/Track: Sun 20° /Dry 28°



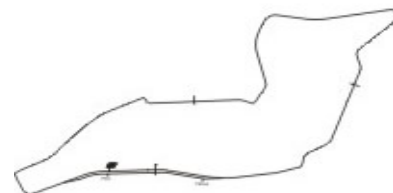
Circuit Length - 4.909 kilometres
Autodromo Enzo e Dino Ferrari
Imola

2009 FIA World Touring Car Championship Warm-Up - Best Sector Speeds Report

SECTOR 1				SECTOR 2				SECTOR 3				
POS	NO	NAME	SPEED	LAP	NO	NAME	SPEED	LAP	NO	NAME	SPEED	LAP
1	2	TARQUINI	201.4	6	4	GENE	169.8	6	4	GENE	193.8	4
2	4	GENE	201.0	7	5	MONTEIRO	168.2	5	2	TARQUINI	193.1	3
3	1	MULLER	200.0	7	2	TARQUINI	167.7	3	3	RYDELL	193.1	7
4	3	RYDELL	200.0	7	3	RYDELL	167.7	5	1	MULLER	191.6	7
5	5	MONTEIRO	200.0	6	36	THOMPSON	167.4	5	22	BOARDMAN	191.6	3
6	9	ZANARDI	198.5	8	1	MULLER	166.9	4	5	MONTEIRO	190.9	4
7	10	HERNANDEZ	198.5	6	30	BENNANI	165.8	6	6	PRIAULX	189.4	3
8	30	BENNANI	198.1	7	8	FARFUS	165.6	6	21	CORONEL	189.4	3
9	6	PRIAULX	197.8	7	9	ZANARDI	165.6	5	30	BENNANI	189.4	7
10	7	MULLER	197.8	8	22	BOARDMAN	165.6	2	25	ENGSTLER	188.7	4
11	25	ENGSTLER	197.8	4	6	PRIAULX	165.3	2	8	FARFUS	188.0	4
12	8	FARFUS	197.4	4	7	MULLER	165.3	5	9	ZANARDI	188.0	4
13	36	THOMPSON	197.4	4	19	LADYGIN	165.3	2	10	HERNANDEZ	188.0	4
14	22	BOARDMAN	197.1	5	27	D'ASTE	165.3	7	11	HUFF	188.0	8
15	11	HUFF	196.4	5	14	LARINI	165.1	3	27	D'ASTE	188.0	4
16	21	CORONEL	196.4	7	10	HERNANDEZ	164.8	6	36	THOMPSON	188.0	2
17	12	MENU	196.0	5	11	HUFF	164.8	2	7	MULLER	187.3	4
18	27	D'ASTE	196.0	6	12	MENU	164.8	4	14	LARINI	186.6	2
19	23	PORTEIRO	195.7	7	23	PORTEIRO	164.8	8	19	LADYGIN	186.6	2
20	26	POULSEN	195.7	5	26	POULSEN	164.8	3	23	PORTEIRO	186.6	4
21	14	LARINI	195.0	5	18	LAGEN	164.6	3	12	MENU	185.9	2
22	19	LADYGIN	195.0	7	25	ENGSTLER	164.1	3	26	POULSEN	185.9	1
23	18	LAGEN	194.3	7	21	CORONEL	163.3	2	18	LAGEN	185.2	4
24	46	FABIANI	191.2	3	46	FABIANI	161.6	4	46	FABIANI	181.9	3



Weather/Track: Sun 20° /Dry 28°



Circuit Length - 4.909 kilometres
Autodromo Enzo e Dino Ferrari
Imola

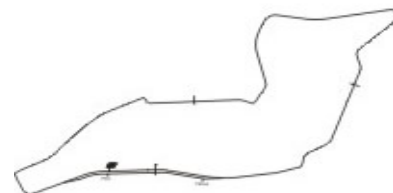
2009 FIA World Touring Car Championship Warm-Up - Best Sector Times Report

POS	NO	SECTOR 1			SECTOR 2			SECTOR 3			NAME	IDEAL/BEST LAP COMPARISON			
		TIME	LAP	NO	TIME	LAP	NO	TIME	LAP	NO		IDEAL	BEST	LAP	DIFF
1	2	28.438	7	8	49.453	6	8	38.013	6	2	TARQUINI	1:55.994	1:56.366	4	+ 0.372
2	3	28.610	7	2	49.524	3	2	38.032	4	8	FARFUS	1:56.123	1:56.271	6	+ 0.148
3	8	28.657	7	3	49.572	7	10	38.170	7	3	RYDELL	1:56.454	1:56.858	7	+ 0.404
4	9	28.662	8	7	49.573	7	6	38.198	5	4	GENE	1:56.542	1:56.673	6	+ 0.131
5	5	28.697	6	5	49.596	5	4	38.243	6	6	PRIAULX	1:56.577	1:56.623	4	+ 0.046
6	10	28.700	7	4	49.597	6	1	38.265	4	7	MULLER	1:56.635	1:56.635	7	+ 0.000
7	4	28.702	8	6	49.623	4	3	38.272	8	10	HERNANDEZ	1:56.665	1:56.828	5	+ 0.163
8	1	28.745	7	14	49.722	3	9	38.279	8	5	MONTEIRO	1:56.721	1:56.916	6	+ 0.195
9	11	28.745	4	36	49.745	5	7	38.287	7	9	ZANARDI	1:56.739	1:56.739	8	+ 0.000
10	6	28.756	4	10	49.795	5	27	38.323	7	1	MULLER	1:57.004	1:57.206	4	+ 0.202
11	7	28.775	7	9	49.798	8	21	38.397	6	36	THOMPSON	1:57.039	1:57.142	5	+ 0.103
12	36	28.852	7	27	49.800	8	12	38.424	5	27	D'ASTE	1:57.103	1:57.422	7	+ 0.319
13	12	28.962	6	23	49.891	5	5	38.428	3	11	HUFF	1:57.171	1:57.392	5	+ 0.221
14	27	28.980	4	11	49.946	5	36	38.442	3	12	MENU	1:57.424	1:57.538	5	+ 0.114
15	25	29.016	4	1	49.994	3	11	38.480	5	23	PORTEIRO	1:57.461	1:57.493	5	+ 0.032
16	14	29.036	6	12	50.038	7	30	38.506	8	14	LARINI	1:57.513	1:57.888	3	+ 0.375
17	23	29.036	6	30	50.052	7	23	38.534	6	21	CORONEL	1:57.557	1:57.801	8	+ 0.244
18	21	29.091	7	21	50.069	5	22	38.574	6	30	BENNANI	1:57.702	1:57.774	7	+ 0.072
19	30	29.144	7	26	50.218	6	26	38.585	6	26	POULSEN	1:57.948	1:57.948	6	+ 0.000
20	26	29.145	6	22	50.308	5	25	38.618	6	25	ENGSTLER	1:57.991	1:58.317	3	+ 0.326
21	18	29.155	7	25	50.357	6	18	38.644	3	22	BOARDMAN	1:58.121	1:58.298	6	+ 0.177
22	19	29.187	3	19	50.397	2	19	38.702	2	18	LAGEN	1:58.217	1:58.379	6	+ 0.162
23	22	29.239	7	18	50.418	6	14	38.755	5	19	LADYGIN	1:58.286	1:58.446	2	+ 0.160
24	46	30.311	3	46	52.360	4	46	40.168	6	46	FABIANI	2:02.839	2:03.512	3	+ 0.673

'Perfect Lap' - 1:55.904



Weather/Track: Sun 20° /Dry 28°




Circuit Length - 4.909 kilometres
Autodromo Enzo e Dino Ferrari
Imola

2009 FIA World Touring Car Championship GRID FOR RACE 1

ROW 13		46	FABIANI	
ROW 12	45	LARINI	19	LADYGIN
ROW 11	18	LAGEN	22	BOARDMAN
ROW 10	12	MENU	25	ENGSTLER
ROW 9	26	POULSEN	30	BENNANI
ROW 8	21	CORONEL	23	PORTEIRO
ROW 7	36	THOMPSON	27	D'ASTE
ROW 6	9	ZANARDI	7	MULLER
ROW 5	10	HERNANDEZ	14	LARINI
ROW 4	4	GENE	6	PRIAULX
ROW 3	8	FARFUS	5	MONTEIRO
ROW 2	11	HUFF	3	RYDELL
ROW 1	1	MULLER	2	TARQUINI

POLE



Stewards decision 2 - Car 12 to drop 10 places on grid

Imola
Circuit Length = 4.9090 km.

Race Director:	Steward:	Timekeeper:
----------------	----------	-------------

2009 FIA World Touring Car Championship
RACE 1 - PROVISIONAL CLASSIFICATION

POS	NO	CLS	DRIVER / TEAM	NAT	CAR	TIME	LAPS	GAP	KPH	BEST
1	2		Gabriele TARQUINI	ITA	SEAT Leon TDI	29:31.701	13		129.20	1:57.580
2	1		Yvan MULLER	FRA	SEAT Leon TDI	29:32.110	13	0.409	129.17	1:57.743
3	11		Robert HUFF	GBR	Chevrolet Cruze	29:32.543	13	0.842	129.14	1:57.600
4	9		Alessandro ZANARDI	ITA	BMW 320si	29:33.158	13	1.457	129.10	1:57.718
5	21	I	Tom CORONEL	NED	SEAT Leon	29:35.202	13	3.501	128.95	1:58.529
6	36		James THOMPSON	GBR	Lada Priora	29:37.321	13	5.620	128.79	1:58.847
7	10		Sergio HERNANDEZ	ESP	BMW 320si	29:37.703	13	6.002	128.77	1:58.715
8	12		Alain MENU	SUI	Chevrolet Cruze	29:38.091	13	6.390	128.74	1:58.731
9	23	I	Felix PORTEIRO	ESP	BMW 320si	29:41.705	13	10.004	128.48	1:58.779
10	22	I	Tom BOARDMAN	GBR	SEAT Leon	29:42.047	13	10.346	128.45	1:58.878
11	25	I	Franz ENGSTLER	GER	BMW 320si	29:42.520	13	10.819	128.42	1:58.172
12	27	I	Stefano D'ASTE	ITA	BMW 320si	29:43.494	13	11.793	128.35	1:58.498
13	30	I	Mehdi BENNANI	MAR	SEAT Leon	29:44.030	13	12.329	128.31	1:58.757
14	19		Kirill LADYGIN	RUS	LADA Priora	29:45.125	13	13.424	128.23	1:59.525
15	6		Andy PRIAULX	GBR	BMW 320si	29:45.467	13	13.766	128.21	1:58.778
16	26	I	Kristian POULSEN	DEN	BMW 320si	29:47.022	13	15.321	128.10	1:58.914
17	46	I	Fabio FABIANI	ITA	BMW 320si	29:54.133	13	22.432	127.59	2:03.370

NOT CLASSIFIED

18			Jaap van LAGEN	NED	LADA Priora	17:31.386	8	D.N.F.	133.68	
45	I		Andrea LARINI	ITA	SEAT Leon	15:44.571	7	D.N.F.	130.09	
4			Jordi GENE	ESP	SEAT Leon TDI	30:02.846	7	N.C.F.	68.16	
7			Jorg MULLER	GER	BMW 320si	29:42.770	5	N.C.F.	49.10	
3			Rickard RYDELL	SWE	SEAT Leon TDI	29:44.315	5	N.C.F.	49.06	
8			Augusto FARFUS	BRA	BMW 320si	29:47.167	4	N.C.F.	39.09	
14			Nicola LARINI	ITA	Chevrolet Cruze	7:31.223	3	D.N.F.	115.67	
5			Tiago MONTEIRO	POR	SEAT Leon TDI		0	D.N.F.	N/A	

FASTEST LAP

2			Gabriele TARQUINI		SEAT Leon TDI	1:57.580	8	93.39mph	150.30kph	
25	I		Franz ENGSTLER		BMW 320si	1:58.172	8	92.92mph	149.54kph	

Imola

Subject to technical scrutineering. For Media Information Purposes - No Regulatory Value.

Circuit Length = 4.9090 km.

Weather/Track: Sun 25°/Dry 43°

Start: 12:48 End: 13:18

Race Director:	Steward:	Timekeeper:	Issued at:
----------------	----------	-------------	------------

**2009 FIA World Touring Car Championship
RACE 1 RESULT**

POS	NO	CLS	DRIVER / TEAM	NAT	CAR	TIME	LAPS	GAP	KPH	BEST
1	2		Gabriele TARQUINI	ITA	SEAT Leon TDI	29:31.701	13		129.20	1:57.580
2	1		Yvan MULLER	FRA	SEAT Leon TDI	29:32.110	13	0.409	129.17	1:57.743
3	11		Robert HUFF	GBR	Chevrolet Cruze	29:32.543	13	0.842	129.14	1:57.600
4	9		Alessandro ZANARDI	ITA	BMW 320si	29:33.158	13	1.457	129.10	1:57.718
5	21	I	Tom CORONEL	NED	SEAT Leon	29:35.202	13	3.501	128.95	1:58.529
6	36		James THOMPSON	GBR	Lada Priora	29:37.321	13	5.620	128.79	1:58.847
7	10		Sergio HERNANDEZ	ESP	BMW 320si	29:37.703	13	6.002	128.77	1:58.715
8	12		Alain MENU	SUI	Chevrolet Cruze	29:38.091	13	6.390	128.74	1:58.731
9	23	I	Felix PORTEIRO	ESP	BMW 320si	29:41.705	13	10.004	128.48	1:58.779
10	22	I	Tom BOARDMAN	GBR	SEAT Leon	29:42.047	13	10.346	128.45	1:58.878
11	25	I	Franz ENGSTLER	GER	BMW 320si	29:42.520	13	10.819	128.42	1:58.172
12	27	I	Stefano D'ASTE	ITA	BMW 320si	29:43.494	13	11.793	128.35	1:58.498
13	30	I	Mehdi BENNANI	MAR	SEAT Leon	29:44.030	13	12.329	128.31	1:58.757
14	19		Kirill LADYGIN	RUS	LADA Priora	29:45.125	13	13.424	128.23	1:59.525
15	6		Andy PRIAULX	GBR	BMW 320si	29:45.467	13	13.766	128.21	1:58.778
16	26	I	Kristian POULSEN	DEN	BMW 320si	29:47.022	13	15.321	128.10	1:58.914
17	46	I	Fabio FABIANI	ITA	BMW 320si	29:54.133	13	22.432	127.59	2:03.370

NOT CLASSIFIED

18			Jaap van LAGEN	NED	LADA Priora	17:31.386	8	D.N.F.	133.68	
45	I		Andrea LARINI	ITA	SEAT Leon	15:44.571	7	D.N.F.	130.09	
4			Jordi GENE	ESP	SEAT Leon TDI	30:02.846	7	N.C.F.	68.16	
7			Jorg MULLER	GER	BMW 320si	29:42.770	5	N.C.F.	49.10	
3			Rickard RYDELL	SWE	SEAT Leon TDI	29:44.315	5	N.C.F.	49.06	
8			Augusto FARFUS	BRA	BMW 320si	29:47.167	4	N.C.F.	39.09	
14			Nicola LARINI	ITA	Chevrolet Cruze	7:31.223	3	D.N.F.	115.67	
5			Tiago MONTEIRO	POR	SEAT Leon TDI		0	D.N.F.	N/A	

FASTEST LAP

2			Gabriele TARQUINI		SEAT Leon TDI	1:57.580	8	93.39mph	150.30kph
25	I		Franz ENGSTLER		BMW 320si	1:58.172	8	92.92mph	149.54kph

Imola

Circuit Length = 4.9090 km.

Start: 12:48 End: 13:18

Weather/Track: Sun 25°/Dry 43°

Steward:	Steward:	Steward:	Issued at:
----------	----------	----------	------------

2009 FIA World Touring Car Championship

Race 1 - Sector Analysis Report

Lap S1 Time S1 Spd S2 Time S2 Spd S3 Time S3 Spd Lap Time Pit Lap S1 Time S1 Spd S2 Time S2 Spd S3 Time S3 Spd Lap Time Pit

1 MULLER							FRA		SEAT Leon TDI							
1	33.310	193.3	50.342	167.4	49.989	135.1	2:13.641		8	28.789	200.0	50.363	166.6	38.591	192.3	1:57.743
2	50.326	108.7	1:17.048	77.5	1:06.321	190.1	3:13.695		9	28.754	200.7	50.439	165.1	41.754	182.6	2:00.947
3	29.435	194.6	50.386	166.4	38.782	190.9	1:58.603		10	41.540	148.1	1:15.459	74.7	1:08.119	92.8	3:05.118
4	29.000	198.5	50.371	166.1	38.543	191.6	1:57.914		11	55.695	94.4	1:16.962	102.1	1:02.285	189.4	3:14.942
5	28.876	199.2	50.399	166.1	38.624	190.9	1:57.899		12	29.053	200.7	50.458	166.9	38.643	191.6	1:58.154
6	28.966	198.5	50.254	166.1	38.582	192.3	1:57.802		13	28.773	201.0	50.375	167.9	38.643	193.8	1:57.791
7	28.826	199.6	50.337	167.7	38.698	191.6	1:57.861									

2 TARQUINI							ITA		SEAT Leon TDI							
1	32.964	195.3	50.315	166.9	49.493	132.6	2:12.772		8	28.934	199.6	50.272	166.9	38.374	190.9	1:57.580
2	50.025	108.4	1:17.394	80.8	1:06.648	188.0	3:14.067		9	28.922	200.0	50.227	166.1	41.014	137.7	2:00.163
3	29.595	195.0	50.304	165.8	38.726	189.4	1:58.625		10	41.750	143.3	1:15.576	77.8	1:08.549	92.8	3:05.875
4	29.149	197.8	50.410	165.6	38.377	189.4	1:57.936		11	55.046	100.4	1:17.402	93.9	1:02.711	187.3	3:15.159
5	28.897	198.9	50.381	165.3	38.672	189.4	1:57.950		12	29.150	198.5	50.453	165.6	38.477	189.4	1:58.080
6	28.996	198.1	50.195	165.3	38.487	190.9	1:57.678		13	28.897	200.7	50.328	166.9	38.681	190.9	1:57.906
7	28.934	199.2	50.250	166.9	38.726	190.9	1:57.910									

3 RYDELL							SWE		SEAT Leon TDI							
1	48.956	106.4	2:07.865		2:09.367		5:06.188	Pit	4	29.494	196.7	50.536	163.8	39.188	189.4	1:59.218
2	15:59.923	158.6	52.740	161.9	40.464	141.5	17:33.127		5	29.232	197.1	50.982	166.1	38.676	192.3	1:58.890
3	52.731	81.5	1:18.533	80.2	55.628	188.7	3:06.892									

4 GENE							ESP		SEAT Leon TDI							
1	1:08.755	164.8	53.439	164.3	45.655		2:47.849	Pit	5	30.463	193.9	50.522	164.1	39.043	189.4	2:00.028
2	14:23.305	196.0	51.539	163.1	39.151	189.4	15:53.995		6	29.192	198.5	50.570	165.6	38.891	190.1	1:58.653
3	59.676		1:29.487	78.3	50.425	185.2	3:19.588		7	29.327	198.5	50.399	165.6	38.735	191.6	1:58.461
4	34.051	182.6	51.312	165.8	38.909	190.1	2:04.272									

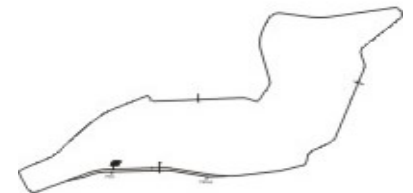
6 PRIAULX							GBR		BMW 320si							
1	39.747	180.8	51.775	158.8	50.252	128.9	2:21.774		8	30.362	186.4	50.660	163.1	38.818	188.0	1:59.840
2	50.620	82.9	1:16.329	90.2	1:03.672	186.6	3:10.621		9	29.300	195.7	51.002	160.0	39.977	183.9	2:00.279
3	29.234	195.7	50.501	162.1	39.258	188.7	1:58.993		10	34.877	157.7	1:14.586		1:07.431	90.8	2:56.894
4	29.305	194.6	51.112	161.9	38.671	188.7	1:59.088		11	55.985	99.7	1:17.679	90.3	59.641	183.2	3:13.305
5	29.611	161.4	52.149	162.1	38.665	188.7	2:00.425		12	29.653	189.3	53.465	158.5	43.645	176.8	2:06.763
6	29.156	195.7	50.945	162.8	38.677	188.7	1:58.778		13	29.661	192.9	50.721	161.4	38.865	187.3	1:59.247
7	29.433	196.7	51.346	161.9	38.681	188.7	1:59.460									

7 MULLER							GER		BMW 320si							
1	55.077	165.1	54.214	157.2	42.431		2:31.722	Pit	4	29.389	194.3	51.059	164.6	39.827	185.9	2:00.275
2	17:57.516	171.0	1:01.027	90.7	1:05.022	83.8	20:03.565		5	29.151	195.7	50.680	163.8	38.999	188.0	1:58.830
3	55.065	78.7	1:18.183	81.2	55.130	185.9	3:08.378									

8 FARFUS							BRA		BMW 320si							
1	41.911	87.0	1:29.517	78.1	1:24.119		3:35.547	Pit	4	29.012	195.3	50.197	164.6	39.051	187.3	1:58.260
2	20:08.957	190.9	1:07.331	78.5	58.398	183.9	22:14.686									
3	29.085	196.0	50.627	164.8	38.962	185.2	1:58.674									



Weather/Track: Sun 25° / Dry 43°

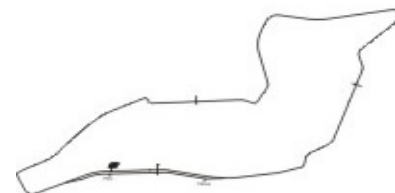


Circuit Length - 4.909 kilometres
Autodromo Enzo e Dino Ferrari
Imola

2009 FIA World Touring Car Championship

Race 1 - Sector Analysis Report

Lap	S1 Time	S1 Spd	S2 Time	S2 Spd	S3 Time	S3 Spd	Lap Time	Pit	Lap	S1 Time	S1 Spd	S2 Time	S2 Spd	S3 Time	S3 Spd	Lap Time	Pit
9 ZANARDI ITA BMW 320si																	
1	36.634	186.7	51.067	160.4	48.555	137.3	2:16.256		8	29.109	194.6	50.287	163.8	38.622	185.2	1:58.018	
2	49.589	107.6	1:17.058	87.2	1:05.700	187.3	3:12.347		9	29.331	193.9	50.347	163.8	40.732	181.2	2:00.410	
3	29.613	193.3	50.528	163.3	38.577	185.2	1:58.718		10	40.606	134.5	1:15.479	74.3	1:07.726	105.4	3:03.811	
4	29.159	194.3	50.290	164.3	38.801	185.9	1:58.250		11	56.054	90.8	1:17.226	99.1	1:01.184	185.9	3:14.464	
5	29.122	196.0	50.265	164.1	38.503	186.6	1:57.890		12	29.369	194.6	50.321	164.8	38.601	185.9	1:58.291	
6	29.713	181.7	50.616	164.1	38.650	185.2	1:58.979		13	28.981	195.7	50.177	165.3	38.560	185.9	1:57.718	
7	29.150	192.9	50.264	163.1	38.592	185.2	1:58.006										
10 HERNANDEZ ESP BMW 320si																	
1	38.975	178.2	51.849	150.6	49.632	136.2	2:20.456		8	30.425	189.9	50.435	161.6	38.899	183.9	1:59.759	
2	50.118	92.5	1:16.374	94.5	1:04.017	185.9	3:10.509		9	29.303	191.6	50.634	161.1	39.655	180.0	1:59.592	
3	29.417	193.6	51.122	162.6	39.272	185.9	1:59.811		10	34.385	146.7	1:15.057		1:07.944	89.8	2:57.386	
4	29.187	196.4	51.522	161.9	38.745	186.6	1:59.454		11	55.595	91.0	1:17.844	92.9	59.877	187.3	3:13.316	
5	29.597	162.6	52.205	162.1	38.659	188.0	2:00.461		12	29.248	196.7	50.662	162.6	38.924	185.9	1:58.834	
6	29.117	196.0	51.001	163.3	38.597	186.6	1:58.715		13	29.083	185.4	51.599	161.9	39.226	187.3	1:59.908	
7	29.482	196.4	51.221	163.3	38.799	188.0	1:59.502										
11 HUFF GBR Chevrolet Cruze																	
1	33.720	193.3	50.380	165.3	50.448	136.5	2:14.548		8	28.810	197.4	50.227	166.1	38.563	190.1	1:57.600	
2	50.179	110.3	1:16.987	82.3	1:05.927	189.4	3:13.093		9	28.745	198.5	50.440	166.6	42.081	161.5	2:01.266	
3	29.769	189.6	50.363	165.3	38.700	188.7	1:58.832		10	41.800	132.2	1:15.189	75.6	1:07.961	92.8	3:04.950	
4	29.067	196.7	50.290	165.3	38.737	189.4	1:58.094		11	55.864	90.4	1:17.145	95.4	1:01.605	188.7	3:14.614	
5	28.815	197.1	50.397	166.1	38.729	188.7	1:57.941		12	29.181	197.4	50.375	165.3	38.688	188.7	1:58.244	
6	28.981	197.8	50.292	166.4	38.464	189.4	1:57.737		13	28.832	198.5	50.386	166.1	38.641	190.1	1:57.859	
7	28.919	197.8	50.168	166.1	38.678	189.4	1:57.765										
12 MENU SUI Chevrolet Cruze																	
1	38.935	181.1	51.504	149.3	49.487	131.9	2:19.926		8	32.416	181.1	51.077	163.6	39.251	184.6	2:02.744	
2	50.045	98.1	1:16.184	92.3	1:04.166	186.6	3:10.395		9	30.265	191.9	50.740	163.3	40.944	185.9	2:01.949	
3	29.583	191.2	51.266	164.8	39.136	188.0	1:59.985		10	31.822	152.2	1:14.072		1:07.563	102.2	2:53.457	
4	29.181	197.1	51.692	164.1	38.679	188.0	1:59.552		11	56.280	91.8	1:17.573	93.9	59.339	187.3	3:13.192	
5	29.709	169.7	52.144	164.8	38.646	187.3	2:00.499		12	29.183	191.9	50.994	164.8	38.589	187.3	1:58.766	
6	29.257	195.3	50.821	165.6	38.653	189.4	1:58.731		13	28.853	197.4	51.351	164.6	39.162	188.0	1:59.366	
7	29.482	196.4	51.253	164.6	38.794	188.7	1:59.529										
14 LARINI ITA Chevrolet Cruze																	
1	39.085	181.4	51.939	162.4	50.222	128.9	2:21.246		3	29.324	194.6	50.591	166.1	39.375	189.4	1:59.290	
2	50.290	85.1	1:16.201	94.2	1:04.196	188.0	3:10.687										
18 LAGEN NED LADA Priora																	
1	39.766	175.1	51.952	160.4	50.689	124.7	2:22.407		6	29.341	192.6	51.176	163.1	39.111	185.9	1:59.628	
2	50.349	81.3	1:16.706	86.8	1:03.206	186.6	3:10.261		7	29.334	194.6	50.842	163.1	38.969	186.6	1:59.145	
3	29.266	194.6	50.836	163.3	39.115	187.3	1:59.217		8	30.328	175.3	50.902	163.3	39.690	183.2	2:00.920	
4	29.233	195.3	51.120	163.3	38.740	186.6	1:59.093										
5	29.367	167.8	52.349	163.6	38.999	184.6	2:00.715										



Weather/Track: Sun 25° /Dry 43°

Circuit Length - 4.909 kilometres
Autodromo Enzo e Dino Ferrari
Imola

2009 FIA World Touring Car Championship

Race 1 - Sector Analysis Report

Lap S1 Time S1 Spd S2 Time S2 Spd S3 Time S3 Spd Lap Time Pit Lap S1 Time S1 Spd S2 Time S2 Spd S3 Time S3 Spd Lap Time Pit

19 LADYGIN RUS							LADA Priora								
1	42.024	177.9	52.396	123.8	49.757	126.6	2:24.177	8	29.160	195.3	51.185	163.6	39.180	185.2	1:59.525
2	50.253	86.2	1:16.699	84.9	1:02.249	187.3	3:09.201	9	29.874	190.9	52.196	141.9	43.160	179.3	2:05.230
3	29.547	194.6	51.075	162.8	38.947	186.6	1:59.569	10	30.379	176.5	1:13.287	77.5	1:07.444	96.0	2:51.110
4	29.166	194.3	51.572	163.6	38.958	187.3	1:59.696	11	55.922	89.0	1:18.113	80.8	56.070	185.9	3:10.105
5	30.284	189.6	51.169	163.3	38.845	184.6	2:00.298	12	29.433	197.1	52.671	162.4	40.701	186.6	2:02.805
6	29.493	193.3	51.954	163.6	39.207	186.6	2:00.654	13	29.512	191.9	52.017	163.3	38.854	186.6	2:00.383
7	29.755	196.4	53.283	163.3	39.334	185.9	2:02.372								

21 CORONEL NED							SEAT Leon I								
1	36.181	183.9	52.195	153.6	48.785	133.6	2:17.161	8	29.336	195.0	50.811	160.2	38.888	185.2	1:59.035
2	49.598	96.9	1:17.194	90.5	1:04.841	187.3	3:11.633	9	29.417	193.9	50.957	159.7	40.384	179.3	2:00.758
3	29.566	191.9	51.005	162.4	38.729	186.6	1:59.300	10	37.687	146.9	1:15.353		1:07.795	94.7	3:00.835
4	29.452	192.9	50.798	160.7	38.686	187.3	1:58.936	11	55.624	92.9	1:17.479	93.9	1:00.626	185.2	3:13.729
5	29.366	193.6	50.834	160.7	38.739	185.2	1:58.939	12	29.305	193.9	50.601	161.1	38.623	187.3	1:58.529
6	29.374	195.3	50.595	160.7	38.715	185.9	1:58.684	13	29.270	193.6	50.691	160.7	38.823	185.2	1:58.784
7	29.337	194.3	50.812	160.7	38.730	184.6	1:58.879								

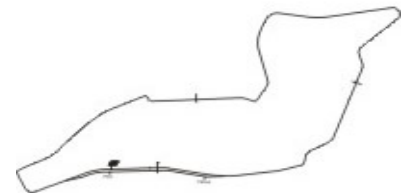
22 BOARDMAN GBR							SEAT Leon I								
1	44.868	184.2	53.980	160.4	47.713	127.2	2:26.561	8	29.013	196.0	51.254	165.6	39.004	189.4	1:59.271
2	50.809	104.3	1:16.262	75.1	1:02.017	179.3	3:09.088	9	30.758	184.2	51.406	163.3	42.916	188.0	2:05.080
3	30.360	194.6	50.630	165.1	39.028	188.7	2:00.018	10	30.514	168.4	1:12.576	73.7	1:07.911	90.4	2:51.001
4	29.229	196.4	50.933	164.1	38.860	190.1	1:59.022	11	55.572	88.7	1:18.390	86.9	58.321	189.4	3:12.283
5	29.149	194.3	51.482	164.6	38.839	190.1	1:59.470	12	29.176	198.1	53.717	162.6	39.306	189.4	2:02.199
6	29.104	198.1	51.376	165.6	39.155	190.9	1:59.635	13	29.482	195.0	51.049	164.8	39.010	191.6	1:59.541
7	29.079	196.7	50.873	164.8	38.926	190.1	1:58.878								

23 PORTEIRO ESP							BMW 320si I								
1	42.484	158.4	52.937	109.5	50.082	117.2	2:25.503	8	28.981	197.1	50.820	164.1	38.978	187.3	1:58.779
2	50.223	94.8	1:16.662	75.5	1:01.450	187.3	3:08.335	9	29.909	182.3	51.843	163.6	44.055	181.9	2:05.807
3	29.404	196.7	51.316	162.8	38.854	187.3	1:59.574	10	30.441	183.3	1:12.445	74.2	1:07.528	93.8	2:50.414
4	29.066	196.0	51.415	164.1	38.918	188.7	1:59.399	11	56.225	95.0	1:17.858	90.8	57.469	185.9	3:11.552
5	30.680	190.9	52.265	163.8	38.766	186.6	2:01.711	12	29.116	196.4	53.155	158.5	39.271	184.6	2:01.542
6	29.233	194.6	51.107	164.3	39.089	188.0	1:59.429	13	29.497	193.6	50.719	161.9	39.238	184.6	1:59.454
7	29.534	196.4	51.797	164.6	38.875	186.6	2:00.206								

25 ENGSTLER GER							BMW 320si I								
1	48.844	176.2	53.194	151.2	46.160	127.2	2:28.198	8	29.003	196.7	50.536	164.3	38.633	189.4	1:58.172
2	51.003	97.6	1:16.141	72.0	1:01.384	187.3	3:08.528	9	29.632	187.3	53.090	163.6	43.755	181.9	2:06.477
3	31.064	193.3	51.137	163.6	38.952	185.9	2:01.153	10	30.175	184.5	1:13.310	81.1	1:07.792	93.8	2:51.277
4	29.244	196.7	50.635	162.6	38.820	188.7	1:58.699	11	55.778	92.5	1:18.202	79.0	56.683	186.6	3:10.663
5	29.208	197.1	51.070	163.6	38.856	189.4	1:59.134	12	29.268	197.8	52.444	162.1	39.753	190.1	2:01.465
6	29.209	198.1	50.877	163.6	39.151	189.4	1:59.237	13	29.435	194.6	50.815	164.1	39.012	190.9	1:59.262
7	29.057	198.5	52.314	162.6	38.884	187.3	2:00.255								



Weather/Track: Sun 25° / Dry 43°



Circuit Length - 4.909 kilometres
Autodromo Enzo e Dino Ferrari
Imola

2009 FIA World Touring Car Championship

Race 1 - Sector Analysis Report

Lap S1 Time S1 Spd S2 Time S2 Spd S3 Time S3 Spd Lap Time Pit Lap S1 Time S1 Spd S2 Time S2 Spd S3 Time S3 Spd Lap Time Pit

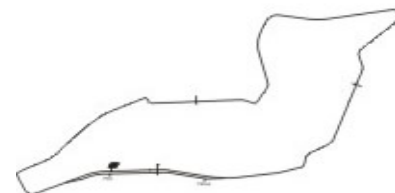
26 POULSEN							DEN			BMW 320si			I		
1	41.608	172.1	51.389	143.6	50.320	122.3	2:23.317	8	29.450	196.4	50.944	164.3	39.131	186.6	1:59.525
2	50.151	82.8	1:16.851	85.9	1:02.806	185.9	3:09.808	9	31.183	179.1	1:07.492	160.0	40.053	181.2	2:18.728
3	29.469	193.9	50.983	162.8	38.992	185.9	1:59.444	10	30.989	186.1	1:07.091	104.7	1:04.711	103.9	2:42.791
4	29.173	194.6	51.599	163.1	39.084	184.6	1:59.856	11	56.193	86.1	1:18.211	81.3	55.456	185.2	3:09.860
5	30.712	189.9	51.420	163.1	38.863	186.6	2:00.995	12	29.371	194.3	52.389	161.4	40.431	184.6	2:02.191
6	29.304	195.7	51.356	163.3	39.095	183.9	1:59.755	13	29.465	192.6	53.242	163.3	39.131	185.2	2:01.838
7	29.318	192.2	50.702	163.8	38.894	184.6	1:58.914								

27 D'ASTE							ITA			BMW 320si			I		
1	38.576	180.5	51.613	152.1	49.180	136.5	2:19.369	8	42.246	169.7	51.008	163.6	38.779	185.2	2:12.033
2	49.616	93.6	1:16.637	93.5	1:04.052	188.7	3:10.305	9	29.623	186.7	50.966	162.6	40.010	178.7	2:00.599
3	29.458	195.0	51.767	163.6	39.141	186.6	2:00.366	10	30.621	166.8	1:13.543	84.5	1:07.392	100.1	2:51.556
4	29.202	196.4	50.866	164.1	39.000	188.0	1:59.068	11	56.108	85.8	1:18.319	82.5	55.388	189.4	3:09.815
5	30.330	183.9	51.778	164.3	39.010	188.0	2:01.118	12	29.198	198.1	52.234	163.1	40.618	185.9	2:02.050
6	29.092	195.7	50.664	162.8	38.742	187.3	1:58.498	13	29.274	194.6	50.736	164.8	39.097	187.3	1:59.107
7	29.701	194.3	51.120	163.6	38.789	187.3	1:59.610								

30 BENNANI							MAR			SEAT Leon			I		
1	45.752	177.3	53.332	164.3	48.151	135.4	2:27.235	8	29.051	197.4	50.677	165.6	39.029	190.9	1:58.757
2	50.940	105.7	1:16.147	73.0	1:01.537	190.1	3:08.624	9	30.577	173.7	52.626	164.1	43.544	187.3	2:06.747
3	30.600	196.0	50.893	163.8	38.892	190.9	2:00.385	10	30.337	182.6	1:12.854	76.7	1:07.563	100.1	2:50.754
4	29.095	197.1	51.174	164.3	38.993	190.1	1:59.262	11	56.207	92.5	1:17.873	81.6	57.197	189.4	3:11.277
5	29.278	196.7	51.378	164.1	38.909	190.9	1:59.565	12	29.151	197.8	53.055	163.8	39.548	189.4	2:01.754
6	29.046	197.4	51.229	165.6	39.162	191.6	1:59.437	13	31.207	187.3	50.831	165.8	39.072	191.6	2:01.110
7	29.253	199.2	51.253	164.6	38.617	190.9	1:59.123								

36 THOMPSON							GBR			Lada Priora			I		
1	37.650	184.8	51.663	164.3	48.634	143.5	2:17.947	8	29.953	192.9	50.743	164.1	39.027	186.6	1:59.723
2	50.435	95.0	1:16.479	90.7	1:04.425	187.3	3:11.339	9	29.129	195.3	50.738	164.6	40.044	186.6	1:59.911
3	29.627	193.3	51.643	164.8	39.042	186.6	2:00.312	10	34.380	149.1	1:15.065		1:07.954	97.4	2:57.399
4	29.288	195.7	50.930	164.6	38.880	186.6	1:59.098	11	55.519	91.7	1:17.676	96.8	1:00.283	186.6	3:13.478
5	30.245	172.1	51.307	164.6	38.951	185.2	2:00.503	12	29.195	196.4	50.612	165.1	39.040	186.6	1:58.847
6	29.206	195.0	50.766	165.1	39.303	185.9	1:59.275	13	29.332	189.9	51.334	165.1	39.267	188.0	1:59.933
7	29.651	193.9	50.798	163.8	39.107	186.6	1:59.556								

45 LARINI							ITA			SEAT Leon			I		
1	1:10.801	169.7	53.988	156.0	41.190	161.0	2:45.979	5	29.459	194.6	51.028	161.4	39.046	185.2	1:59.533
2	35.306	137.4	1:14.805	78.1	1:01.491	186.6	2:51.602	6	29.461	196.0	51.108	161.9	39.443	186.6	2:00.012
3	30.441	190.6	51.200	162.4	39.393	187.3	2:01.034	7	29.620	195.3	51.262	161.4	45.589		2:06.471 Pit
4	29.309	195.0	51.290	160.4	39.341	185.9	1:59.940								



Weather/Track: Sun 25° / Dry 43°

Circuit Length - 4.909 kilometres
Autodromo Enzo e Dino Ferrari
Imola

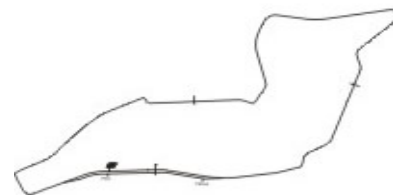
2009 FIA World Touring Car Championship

Race 1 - Sector Analysis Report

Lap	S1 Time	S1 Spd	S2 Time	S2 Spd	S3 Time	S3 Spd	Lap Time	Pit	Lap	S1 Time	S1 Spd	S2 Time	S2 Spd	S3 Time	S3 Spd	Lap Time	Pit									
46 FABIANI									ITA BMW 320si									I								
1	42.801	153.3	53.814	158.1	49.476	118.0	2:26.091		8	30.617	188.3	52.560	161.4	40.193	181.2	2:03.370										
2	50.304	104.5	1:16.661	78.4	1:02.503	180.0	3:09.468		9	30.741	185.7	53.612	160.0	40.476	182.6	2:04.829										
3	32.020	187.3	53.676	161.9	40.487	181.2	2:06.183		10	30.935	186.7	54.203	120.9	1:03.428	83.5	2:28.566										
4	30.317	188.9	53.497	159.7	40.498	180.6	2:04.312		11	55.373	78.9	1:18.308	82.4	56.177	180.6	3:09.858										
5	30.578	189.3	52.647	161.9	40.573	181.9	2:03.798		12	31.552	185.7	52.635	161.4	40.713	182.6	2:04.900										
6	30.596	188.3	53.171	160.2	40.717	181.2	2:04.484		13	30.143	190.6	53.307	161.4	40.183	183.9	2:03.633										
7	30.809	186.4	53.207	160.7	40.625	180.0	2:04.641																			



Weather/Track: Sun 25° /Dry 43°



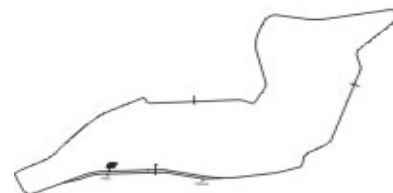
Circuit Length - 4.909 kilometres
Autodromo Enzo e Dino Ferrari
Imola

2009 FIA World Touring Car Championship Race 1 - Best Sector Speeds Report

SECTOR 1				SECTOR 2				SECTOR 3				
POS	NO	NAME	SPEED	LAP	NO	NAME	SPEED	LAP	NO	NAME	SPEED	LAP
1	1	MULLER	201.0	13	1	MULLER	167.9	13	1	MULLER	193.8	13
2	2	TARQUINI	200.7	13	2	TARQUINI	166.9	1	3	RYDELL	192.3	5
3	30	BENNANI	199.2	7	11	HUFF	166.6	9	4	GENE	191.6	7
4	4	GENE	198.5	6	3	RYDELL	166.1	5	22	BOARDMAN	191.6	13
5	11	HUFF	198.5	9	14	LARINI	166.1	3	30	BENNANI	191.6	6
6	25	ENGSTLER	198.5	7	4	GENE	165.8	4	2	TARQUINI	190.9	6
7	22	BOARDMAN	198.1	6	30	BENNANI	165.8	13	25	ENGSTLER	190.9	13
8	27	D'ASTE	198.1	12	12	MENU	165.6	6	11	HUFF	190.1	8
9	12	MENU	197.4	13	22	BOARDMAN	165.6	6	12	MENU	189.4	6
10	3	RYDELL	197.1	5	9	ZANARDI	165.3	13	14	LARINI	189.4	3
11	19	LADYGIN	197.1	12	36	THOMPSON	165.1	6	27	D'ASTE	189.4	11
12	23	PORTEIRO	197.1	8	8	FARFUS	164.8	3	6	PRIAULX	188.7	3
13	6	PRIAULX	196.7	7	27	D'ASTE	164.8	13	23	PORTEIRO	188.7	4
14	10	HERNANDEZ	196.7	12	7	MULLER	164.6	4	7	MULLER	188.0	5
15	26	POULSEN	196.4	8	23	PORTEIRO	164.6	7	10	HERNANDEZ	188.0	5
16	36	THOMPSON	196.4	12	25	ENGSTLER	164.3	8	36	THOMPSON	188.0	13
17	8	FARFUS	196.0	3	26	POULSEN	164.3	8	8	FARFUS	187.3	4
18	9	ZANARDI	196.0	5	18	LAGEN	163.6	5	9	ZANARDI	187.3	2
19	45	LARINI	196.0	6	19	LADYGIN	163.6	4	18	LAGEN	187.3	3
20	7	MULLER	195.7	5	10	HERNANDEZ	163.3	6	19	LADYGIN	187.3	2
21	18	LAGEN	195.3	4	6	PRIAULX	163.1	8	21	CORONEL	187.3	2
22	21	CORONEL	195.3	6	21	CORONEL	162.4	3	45	LARINI	187.3	3
23	14	LARINI	194.6	3	45	LARINI	162.4	3	26	POULSEN	186.6	5
24	46	FABIANI	190.6	13	46	FABIANI	161.9	3	46	FABIANI	183.9	13



Weather/Track: Sun 25° /Dry 43°



Circuit Length - 4.909 kilometres
Autodromo Enzo e Dino Ferrari
Imola

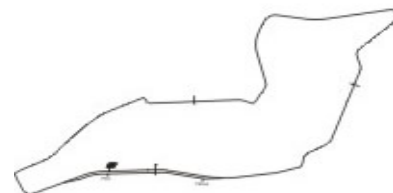
2009 FIA World Touring Car Championship Race 1 - Best Sector Times Report

POS	NO	SECTOR 1		SECTOR 2		SECTOR 3		IDEAL/BEST LAP COMPARISON							
		TIME	LAP	NO	TIME	LAP	NO	TIME	LAP	NO	NAME	IDEAL	BEST	LAP	DIFF
1	11	28.745	9	11	50.168	7	2	38.374	8	11	HUFF	1:57.377	1:57.600	8	+ 0.223
2	1	28.754	9	9	50.177	13	11	38.464	6	2	TARQUINI	1:57.466	1:57.580	8	+ 0.114
3	12	28.853	13	2	50.195	6	9	38.503	5	1	MULLER	1:57.551	1:57.743	8	+ 0.192
4	2	28.897	5	8	50.197	4	1	38.543	4	9	ZANARDI	1:57.661	1:57.718	13	+ 0.057
5	9	28.981	13	1	50.254	6	12	38.589	12	10	HERNANDEZ	1:58.115	1:58.715	6	+ 0.600
6	23	28.981	8	4	50.399	7	10	38.597	6	8	FARFUS	1:58.171	1:58.260	4	+ 0.089
7	25	29.003	8	10	50.435	8	30	38.617	7	25	ENGSTLER	1:58.172	1:58.172	8	+ 0.000
8	8	29.012	4	6	50.501	3	21	38.623	12	12	MENU	1:58.182	1:58.731	6	+ 0.549
9	22	29.013	8	3	50.536	4	25	38.633	8	6	PRIAULX	1:58.322	1:58.778	6	+ 0.456
10	30	29.046	6	25	50.536	8	6	38.665	5	4	GENE	1:58.326	1:58.461	7	+ 0.135
11	10	29.083	13	14	50.591	3	3	38.676	5	30	BENNANI	1:58.340	1:58.757	8	+ 0.417
12	27	29.092	6	21	50.595	6	4	38.735	7	3	RYDELL	1:58.444	1:58.890	5	+ 0.446
13	36	29.129	9	36	50.612	12	18	38.740	4	23	PORTEIRO	1:58.466	1:58.779	8	+ 0.313
14	7	29.151	5	22	50.630	3	27	38.742	6	22	BOARDMAN	1:58.482	1:58.878	7	+ 0.396
15	6	29.156	6	27	50.664	6	23	38.766	5	21	CORONEL	1:58.488	1:58.529	12	+ 0.041
16	19	29.160	8	30	50.677	8	22	38.839	5	27	D'ASTE	1:58.498	1:58.498	6	+ 0.000
17	26	29.173	4	7	50.680	5	19	38.845	5	36	THOMPSON	1:58.621	1:58.847	12	+ 0.226
18	4	29.192	6	26	50.702	7	26	38.863	5	26	POULSEN	1:58.738	1:58.914	7	+ 0.176
19	3	29.232	5	23	50.719	13	36	38.880	4	18	LAGEN	1:58.809	1:59.093	4	+ 0.284
20	18	29.233	4	12	50.740	9	8	38.962	3	7	MULLER	1:58.830	1:58.830	5	+ 0.000
21	21	29.270	13	18	50.836	3	7	38.999	5	19	LADYGIN	1:59.080	1:59.525	8	+ 0.445
22	45	29.309	4	45	51.028	5	45	39.046	5	14	LARINI	1:59.290	1:59.290	3	+ 0.000
23	14	29.324	3	19	51.075	3	14	39.375	3	45	LARINI	1:59.383	1:59.533	5	+ 0.150
24	46	30.143	13	46	52.560	8	46	40.183	13	46	FABIANI	2:02.886	2:03.370	8	+ 0.484

'Perfect Lap' - 1:57.287



Weather/Track: Sun 25° /Dry 43°



Circuit Length - 4.909 kilometres
Autodromo Enzo e Dino Ferrari
Imola

2009 FIA World Touring Car Championship

RACE 1 - LAP CHART

Lap 1			Lap 2			Lap 3			Lap 4			Lap 5		
No	Behind	Laptime	No	Behind	Laptime	No	Behind	Laptime	No	Behind	Laptime	No	Behind	Laptime
2		2:12.772	2		3:14.067	2		1:58.625	2		1:57.936	2		1:57.950
1	0.869	2:13.641	1	0.497	3:13.695	1	0.475	1:58.603	1	0.453	1:57.914	1	0.402	1:57.899
11	1.776	2:14.548	11	0.802	3:13.093	11	1.009	1:58.832	11	1.167	1:58.094	11	1.158	1:57.941
9	3.484	2:16.256	9	1.764	3:12.347	9	1.857	1:58.718	9	2.171	1:58.250	9	2.111	1:57.890
21	4.389	2:17.161	21	1.955	3:11.633	21	2.630	1:59.300	21	3.630	1:58.936	21	4.619	1:58.939
36	5.175	2:17.947	36	2.447	3:11.339	36	4.134	2:00.312	36	5.296	1:59.098	36	7.849	2:00.503
27	6.597	2:19.369	27	2.835	3:10.305	27	4.576	2:00.366	27	5.708	1:59.068	27	8.876	2:01.118
12	7.154	2:19.926	12	3.482	3:10.395	12	4.842	1:59.985	12	6.458	1:59.552	12	9.007	2:00.499
10	7.684	2:20.456	10	4.126	3:10.509	10	5.312	1:59.811	10	6.830	1:59.454	10	9.341	2:00.461
14	8.474	2:21.246	14	5.094	3:10.687	14	5.759	1:59.290	6	7.076	1:59.088	6	9.551	2:00.425
6	9.002	2:21.774	6	5.556	3:10.621	6	5.924	1:58.993	18	7.578	1:59.093	18	10.343	2:00.715
18	9.635	2:22.407	18	5.829	3:10.261	18	6.421	1:59.217	26	9.025	1:59.856	19	11.591	2:00.298
26	10.545	2:23.317	26	6.286	3:09.808	26	7.105	1:59.444	19	9.243	1:59.696	26	12.070	2:00.995
19	11.405	2:24.177	19	6.539	3:09.201	19	7.483	1:59.569	23	9.411	1:59.399	22	12.809	1:59.470
23	12.731	2:25.503	23	6.999	3:08.335	23	7.948	1:59.574	22	11.289	1:59.022	23	13.172	2:01.711
46	13.319	2:26.091	46	8.720	3:09.468	22	10.203	2:00.018	30	12.106	1:59.262	30	13.721	1:59.565
22	13.789	2:26.561	22	8.810	3:09.088	30	10.780	2:00.385	25	13.178	1:58.699	25	14.362	1:59.134
30	14.463	2:27.235	30	9.020	3:08.624	25	12.415	2:01.153	45	15.155	1:59.940	45	16.738	1:59.533
25	15.426	2:28.198	25	9.887	3:08.528	45	13.151	2:01.034	46	22.654	2:04.312	46	28.502	2:03.798
7	18.950	2:31.722P	45	10.742	2:51.602	46	16.278	2:06.183						
45	33.207	2:45.979												
4	35.077	2:47.849P												
8	1:22.775	3:35.547P												
3	2:53.416	5:06.188P												

Weather/Track: Sun 25°/Dry 43°

www.mstworld.com

Page 1 of 3

Imola
Circuit Length = 4.9090 km.
Start: 12:48 End: 13:18

Printed - 13:21 Sunday, 20 September 2009

2009 FIA World Touring Car Championship

RACE 1 - LAP CHART

(contd.)

Lap 6			Lap 7			Lap 8			Lap 9			Lap 10		
No	Behind	Laptime	No	Behind	Laptime	No	Behind	Laptime	No	Behind	Laptime	No	Behind	Laptime
2		1:57.678	2		1:57.910	2		1:57.580	2		2:00.163	2		3:05.875
1	0.526	1:57.802	1	0.477	1:57.861	1	0.640	1:57.743	1	1.424	2:00.947	1	0.667	3:05.118
11	1.217	1:57.737	11	1.072	1:57.765	11	1.092	1:57.600	11	2.195	2:01.266	11	1.270	3:04.950
9	3.412	1:58.979	9	3.508	1:58.006	9	3.946	1:58.018	9	4.193	2:00.410	9	2.129	3:03.811
21	5.625	1:58.684	21	6.594	1:58.879	21	8.049	1:59.035	21	8.644	2:00.758	21	3.604	3:00.835
36	9.446	1:59.275	36	11.092	1:59.556	36	13.235	1:59.723	36	12.983	1:59.911	36	4.507	2:57.399
27	9.696	1:58.498	27	11.396	1:59.610	10	14.149	1:59.759	10	13.578	1:59.592	10	5.089	2:57.386
12	10.060	1:58.731	12	11.679	1:59.529	6	14.461	1:59.840	6	14.577	2:00.279	6	5.596	2:56.894
10	10.378	1:58.715	10	11.970	1:59.502	12	16.843	2:02.744	12	18.629	2:01.949	12	6.211	2:53.457
6	10.651	1:58.778	6	12.201	1:59.460	18	16.868	2:00.920	22	22.342	2:05.080	22	7.468	2:51.001
18	12.293	1:59.628	18	13.528	1:59.145	26	17.096	1:59.525	23	24.062	2:05.807	23	8.601	2:50.414
26	14.147	1:59.755	26	15.151	1:58.914	22	17.425	1:59.271	30	24.454	2:06.747	30	9.333	2:50.754
19	14.567	2:00.654	22	15.734	1:58.878	30	17.870	1:58.757	25	25.172	2:06.477	25	10.574	2:51.277
22	14.766	1:59.635	30	16.693	1:59.123	23	18.418	1:58.779	19	26.041	2:05.230	19	11.276	2:51.110
23	14.923	1:59.429	23	17.219	2:00.206	25	18.858	1:58.172	27	26.285	2:00.599	27	11.966	2:51.556
30	15.480	1:59.437	25	18.266	2:00.255	19	20.974	1:59.525	26	35.661	2:18.728	26	12.577	2:42.791
25	15.921	1:59.237	19	19.029	2:02.372	27	25.849	2:12.033	46	52.495	2:04.829	7	8 LAPS	20:03.565
45	19.072	2:00.012	45	27.633	2:06.471P	46	47.829	2:03.370	4	6 LAPS	3:19.588	46	15.186	2:28.566
46	35.308	2:04.484	46	42.039	2:04.641	4	6 LAPS	15:53.995				3	8 LAPS	17:33.127
												4	6 LAPS	2:04.272

Weather/Track: Sun 25°/Dry 43°

www.mstworld.com

Page 2 of 3

Imola
Circuit Length = 4.9090 km.
Start: 12:48 End: 13:18

Printed - 13:21 Sunday, 20 September 2009

2009 FIA World Touring Car Championship
RACE 1 - LAP CHART

(contd.)

Lap 11			Lap 12			Lap 13			Lap 14			Lap 15		
No	Behind	Laptime	No	Behind	Laptime	No	Behind	Laptime	No	Behind	Laptime	No	Behind	Laptime
2		3:15.159	2		1:58.080	2		1:57.906						
1	0.450	3:14.942	1	0.524	1:58.154	1	0.409	1:57.791						
11	0.725	3:14.614	11	0.889	1:58.244	11	0.842	1:57.859						
9	1.434	3:14.464	9	1.645	1:58.291	9	1.457	1:57.718						
21	2.174	3:13.729	21	2.623	1:58.529	21	3.501	1:58.784						
36	2.826	3:13.478	36	3.593	1:58.847	36	5.620	1:59.933						
10	3.246	3:13.316	10	4.000	1:58.834	10	6.002	1:59.908						
6	3.742	3:13.305	12	4.930	1:58.766	12	6.390	1:59.366						
12	4.244	3:13.192	23	8.456	2:01.542	23	10.004	1:59.454						
22	4.592	3:12.283	22	8.711	2:02.199	22	10.346	1:59.541						
23	4.994	3:11.552	30	9.125	2:01.754	25	10.819	1:59.262						
30	5.451	3:11.277	25	9.463	2:01.465	7	8 LAPS	1:58.830						
25	6.078	3:10.663	7	8 LAPS	2:00.275	27	11.793	1:59.107						
19	6.222	3:10.105	27	10.592	2:02.050	30	12.329	2:01.110						
27	6.622	3:09.815	19	10.947	2:02.805	3	8 LAPS	1:58.890						
26	7.278	3:09.860	26	11.389	2:02.191	19	13.424	2:00.383						
7	8 LAPS	3:08.378	3	8 LAPS	1:59.218	6	13.766	1:59.247						
46	9.885	3:09.858	6	12.425	2:06.763	26	15.321	2:01.838						
3	8 LAPS	3:06.892	8	9 LAPS	1:58.674	8	9 LAPS	1:58.260						
8	9 LAPS	2:14.686	46	16.705	2:04.900	46	22.432	2:03.633						
4	6 LAPS	2:00.028	4	6 LAPS	1:58.653	4	6 LAPS	1:58.461						

Weather/Track: Sun 25°/Dry 43°

Imola
Circuit Length = 4.9090 km.
Start: 12:48 End: 13:18

2009 FIA World Touring Car Championship GRID FOR RACE 2

ROW 13		14 LARINI
ROW 12	26 POULSEN	5 MONTEIRO
ROW 11	8 FARFUS	3 RYDELL
ROW 10	7 MULLER	4 GENE
ROW 9	45 LARINI	18 LAGEN
ROW 8	46 FABIANI	6 PRIAULX
ROW 7	19 LADYGIN	30 BENNANI
ROW 6	27 D'ASTE	25 ENGSTLER
ROW 5	22 BOARDMAN	23 PORTEIRO
ROW 4	2 TARQUINI	1 MULLER
ROW 3	11 HUFF	9 ZANARDI
ROW 2	21 CORONEL	36 THOMPSON
ROW 1	10 HERNANDEZ	12 MENU
POLE		

Cars to back of grid reference Stewards decisions 3,4,5,6.
Weather/Track: Sun 25°/Dry 43°

Imola
Circuit Length = 4.9090 km.
Start: 12:48 End: 13:18

Race Director:	Steward:	Timekeeper:
----------------	----------	-------------

**2009 FIA World Touring Car Championship
RACE 2 - PROVISIONAL CLASSIFICATION**

POS	NO	CLS	DRIVER / TEAM	NAT	CAR	TIME	LAPS	GAP	KPH	BEST
1	1		Yvan MULLER	FRA	SEAT Leon TDI	21:51.680	11		147.57	1:57.998
2	2		Gabriele TARQUINI	ITA	SEAT Leon TDI	21:51.992	11	0.312	147.54	1:57.916
3	12		Alain MENU	SUI	Chevrolet Cruze	21:55.688	11	4.008	147.12	1:58.270
4	9		Alessandro ZANARDI	ITA	BMW 320si	21:56.147	11	4.467	147.07	1:58.156
5	4		Jordi GENE	ESP	SEAT Leon TDI	21:57.312	11	5.632	146.94	1:58.056
6	36		James THOMPSON	GBR	Lada Priora	21:58.870	11	7.190	146.77	1:58.379
7	3		Rickard RYDELL	SWE	SEAT Leon TDI	21:59.292	11	7.612	146.72	1:57.458
8	8		Augusto FARFUS	BRA	BMW 320si	22:00.007	11	8.327	146.64	1:57.822
9	6		Andy PRIAULX	GBR	BMW 320si	22:00.507	11	8.827	146.58	1:57.931
10	27	I	Stefano D'ASTE	ITA	BMW 320si	22:01.179	11	9.499	146.51	1:58.043
11	10		Sergio HERNANDEZ	ESP	BMW 320si	22:04.060	11	12.380	146.19	1:58.009
12	23	I	Felix PORTEIRO	ESP	BMW 320si	22:04.582	11	12.902	146.13	1:58.698
13	25	I	Franz ENGSTLER	GER	BMW 320si	22:05.070	11	13.390	146.08	1:58.600
14	21	I	Tom CORONEL	NED	SEAT Leon	22:05.613	11	13.933	146.02	1:58.823
15	7		Jorg MULLER	GER	BMW 320si	22:06.031	11	14.351	145.97	1:58.325
16	14		Nicola LARINI	ITA	Chevrolet Cruze	22:07.262	11	15.582	145.84	1:58.306
17	11		Robert HUFF	GBR	Chevrolet Cruze	22:11.439	11	19.759	145.38	1:58.061
18	22	I	Tom BOARDMAN	GBR	SEAT Leon	22:22.217	11	30.537	144.21	1:59.577
19	26	I	Kristian POULSEN	DEN	BMW 320si	22:24.606	11	32.926	143.96	1:59.274
20	19		Kirill LADYGIN	RUS	LADA Priora	22:28.877	11	37.197	143.50	1:59.808
21	45	I	Andrea LARINI	ITA	SEAT Leon	22:28.878	11	37.198	143.50	2:00.118
22	46	I	Fabio FABIANI	ITA	BMW 320si	23:16.669	11	1:24.989	138.59	2:04.756
23	5		Tiago MONTEIRO	POR	SEAT Leon TDI	16:18.684	8	3 LAPS	143.61	1:58.948

NOT CLASSIFIED

30	I	Mehdi BENNANI	MAR	SEAT Leon	12:13.315	6	D.N.F.	143.47
----	---	---------------	-----	-----------	-----------	---	--------	--------

FASTEST LAP

3		Rickard RYDELL		SEAT Leon TDI	1:57.458	6	93.49mph	150.45kph
27	I	Stefano D'ASTE		BMW 320si	1:58.043	8	93.02mph	149.71kph

Imola

Subject to technical scrutineering. For Media Information Purposes - No Regulatory Value.

Circuit Length = 4.9090 km.

Weather/Track: Sun 26°/Dry 39°

Start: 15:04 End: 15:26

Race Director:	Steward:	Timekeeper:	Issued at:
----------------	----------	-------------	------------

**2009 FIA World Touring Car Championship
RACE 2 RESULT**

POS	NO	CLS	DRIVER / TEAM	NAT	CAR	TIME	LAPS	GAP	KPH	BEST
1	1		Yvan MULLER	FRA	SEAT Leon TDI	21:51.680	11		147.57	1:57.998
2	2		Gabriele TARQUINI	ITA	SEAT Leon TDI	21:51.992	11	0.312	147.54	1:57.916
3	12		Alain MENU	SUI	Chevrolet Cruze	21:55.688	11	4.008	147.12	1:58.270
4	9		Alessandro ZANARDI	ITA	BMW 320si	21:56.147	11	4.467	147.07	1:58.156
5	4		Jordi GENE	ESP	SEAT Leon TDI	21:57.312	11	5.632	146.94	1:58.056
6	36		James THOMPSON	GBR	Lada Priora	21:58.870	11	7.190	146.77	1:58.379
7	3		Rickard RYDELL	SWE	SEAT Leon TDI	21:59.292	11	7.612	146.72	1:57.458
8	8		Augusto FARFUS	BRA	BMW 320si	22:00.007	11	8.327	146.64	1:57.822
9	6		Andy PRIAULX	GBR	BMW 320si	22:00.507	11	8.827	146.58	1:57.931
10	27	I	Stefano D'ASTE	ITA	BMW 320si	22:01.179	11	9.499	146.51	1:58.043
11	10		Sergio HERNANDEZ	ESP	BMW 320si	22:04.060	11	12.380	146.19	1:58.009
12	23	I	Felix PORTEIRO	ESP	BMW 320si	22:04.582	11	12.902	146.13	1:58.698
13	25	I	Franz ENGSTLER	GER	BMW 320si	22:05.070	11	13.390	146.08	1:58.600
14	21	I	Tom CORONEL	NED	SEAT Leon	22:05.613	11	13.933	146.02	1:58.823
15	7		Jorg MULLER	GER	BMW 320si	22:06.031	11	14.351	145.97	1:58.325
16	14		Nicola LARINI	ITA	Chevrolet Cruze	22:07.262	11	15.582	145.84	1:58.306
17	11		Robert HUFF	GBR	Chevrolet Cruze	22:11.439	11	19.759	145.38	1:58.061
18	22	I	Tom BOARDMAN	GBR	SEAT Leon	22:22.217	11	30.537	144.21	1:59.577
19	26	I	Kristian POULSEN	DEN	BMW 320si	22:24.606	11	32.926	143.96	1:59.274
20	19		Kirill LADYGIN	RUS	LADA Priora	22:28.877	11	37.197	143.50	1:59.808
21	45	I	Andrea LARINI	ITA	SEAT Leon	22:28.878	11	37.198	143.50	2:00.118
22	46	I	Fabio FABIANI	ITA	BMW 320si	23:16.669	11	1:24.989	138.59	2:04.756
23	5		Tiago MONTEIRO	POR	SEAT Leon TDI	16:18.684	8	3 LAPS	143.61	1:58.948

NOT CLASSIFIED

30	I	Mehdi BENNANI	MAR	SEAT Leon	12:13.315	6	D.N.F.	143.47
----	---	---------------	-----	-----------	-----------	---	--------	--------

FASTEST LAP

3		Rickard RYDELL		SEAT Leon TDI	1:57.458	6	93.49mph	150.45kph
27	I	Stefano D'ASTE		BMW 320si	1:58.043	8	93.02mph	149.71kph

Imola

Circuit Length = 4.9090 km.

Start: 15:04 End: 15:26

Weather/Track: Sun 26°/Dry 39°

Steward:	Steward:	Steward:	Issued at:
----------	----------	----------	------------

2009 FIA World Touring Car Championship

Race 2 - Sector Analysis Report

Lap S1 Time S1 Spd S2 Time S2 Spd S3 Time S3 Spd Lap Time Pit Lap S1 Time S1 Spd S2 Time S2 Spd S3 Time S3 Spd Lap Time Pit

1 MULLER							FRA		SEAT Leon TDI						
1	35.031	191.6	51.831	165.8	38.792	190.9	2:05.654	7	29.006	198.5	50.434	166.4	38.628	190.1	1:58.068
2	30.191	187.6	50.700	168.2	38.511	191.6	1:59.402	8	28.947	199.2	50.640	166.9	38.801	189.4	1:58.388
3	29.828	191.9	51.033	166.4	38.383	190.1	1:59.244	9	28.966	199.6	50.659	166.6	38.708	190.9	1:58.333
4	29.109	195.3	50.482	167.1	38.484	190.1	1:58.075	10	29.880	193.6	50.702	165.6	38.994	189.4	1:59.576
5	28.982	198.1	50.371	165.6	38.645	190.1	1:57.998	11	29.290	197.8	50.707	167.1	38.829	189.4	1:58.826
6	28.885	199.2	50.428	165.6	38.803	191.6	1:58.116								

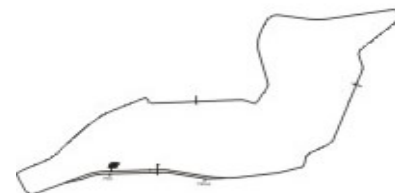
2 TARQUINI							ITA		SEAT Leon TDI						
1	34.870	181.1	51.504	166.4	39.869	188.0	2:06.243	7	28.949	201.0	50.537	165.1	38.690	190.9	1:58.176
2	30.376	187.3	50.784	167.1	38.509	193.8	1:59.669	8	28.917	200.0	50.638	165.8	38.719	190.1	1:58.274
3	29.385	195.0	51.240	165.6	38.188	192.3	1:58.813	9	28.974	201.8	50.741	166.6	38.608	193.1	1:58.323
4	29.117	197.1	50.328	165.8	38.471	192.3	1:57.916	10	30.641	193.3	50.224	167.7	38.835	191.6	1:59.700
5	29.034	200.3	50.455	165.3	38.533	193.1	1:58.022	11	29.280	199.2	50.656	167.4	38.788	190.9	1:58.724
6	28.892	201.0	50.525	166.1	38.715	193.1	1:58.132								

3 RYDELL							SWE		SEAT Leon TDI						
1	37.822	184.5	51.456	166.6	39.101	193.8	2:08.379	7	29.026	200.0	50.642	164.8	38.688	188.7	1:58.356
2	30.107	193.9	51.474	166.1	38.732	193.1	2:00.313	8	28.826	199.6	50.723	165.8	38.730	191.6	1:58.279
3	30.042	196.7	51.966	160.2	39.331	192.3	2:01.339	9	29.023	201.8	51.977	165.1	38.823	193.1	1:59.823
4	29.275	198.1	50.175	166.4	38.683	190.1	1:58.133	10	30.427	195.0	50.386	165.1	39.205	188.7	2:00.018
5	29.001	200.0	51.247	165.6	38.633	193.1	1:58.881	11	29.068	200.3	50.502	165.6	38.743	189.4	1:58.313
6	28.854	199.2	50.128	166.1	38.476	190.9	1:57.458								

4 GENE							ESP		SEAT Leon TDI						
1	36.845	187.3	51.760	166.6	39.441	193.1	2:08.046	7	29.723	198.1	50.624	164.3	38.693	190.9	1:59.040
2	29.805	191.9	51.739	166.4	38.868	191.6	2:00.412	8	28.978	200.3	50.342	166.1	38.822	192.3	1:58.142
3	30.066	195.7	51.608	165.3	38.816	192.3	2:00.490	9	29.054	199.2	50.541	165.3	38.703	190.1	1:58.298
4	29.240	200.0	50.608	165.3	38.583	193.8	1:58.431	10	29.571	196.0	50.747	165.3	38.890	191.6	1:59.208
5	29.351	197.8	49.997	165.8	38.740	191.6	1:58.088	11	29.447	198.1	50.606	166.1	39.048	188.7	1:59.101
6	28.906	200.3	50.289	165.6	38.861	193.1	1:58.056								

5 MONTEIRO							POR		SEAT Leon TDI						
1	39.002	178.2	52.565	164.6	39.593	192.3	2:11.160	6	29.801	197.1	50.536	164.3	39.124	190.9	1:59.461
2	29.951	188.0	51.710	164.8	39.138	193.1	2:00.799	7	29.266	193.9	51.073	164.3	39.358	191.6	1:59.697
3	29.381	196.0	51.508	165.8	39.875	180.0	2:00.764	8	29.728	188.0	52.709	166.4	39.160	189.4	2:01.597
4	29.295	198.1	50.601	165.6	39.052	191.6	1:58.948								
5	28.982	191.9	50.933	165.6	46.343	184.6	2:06.258								

6 PRIAULX							GBR		BMW 320si						
1	36.874	182.3	52.836	163.3	40.513	185.9	2:10.223	7	29.391	194.3	50.027	163.1	38.659	186.6	1:58.077
2	30.322	182.3	50.652	163.1	39.183	187.3	2:00.157	8	28.826	197.1	50.254	164.3	38.851	185.2	1:57.931
3	29.336	196.4	51.801	163.3	39.490	188.0	2:00.627	9	29.022	196.7	50.410	164.1	39.008	188.0	1:58.440
4	29.361	196.0	50.751	161.9	39.421	186.6	1:59.533	10	30.596	186.4	50.347	163.8	38.963	188.0	1:59.906
5	28.931	197.1	50.837	160.4	38.892	187.3	1:58.660	11	29.185	197.4	50.569	163.3	38.853	186.6	1:58.607
6	29.125	195.3	50.186	164.1	39.035	188.7	1:58.346								



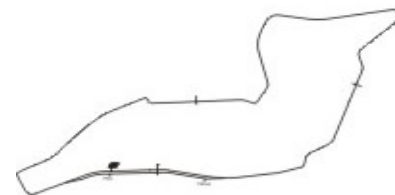
Weather/Track: Sun 26° / Dry 39°

Circuit Length - 4.909 kilometres
Autodromo Enzo e Dino Ferrari
Imola

2009 FIA World Touring Car Championship

Race 2 - Sector Analysis Report

Lap	S1 Time	S1 Spd	S2 Time	S2 Spd	S3 Time	S3 Spd	Lap Time	Pit	Lap	S1 Time	S1 Spd	S2 Time	S2 Spd	S3 Time	S3 Spd	Lap Time	Pit
7 MULLER GER BMW 320si																	
1	40.786	172.3	51.859	163.3	39.283	188.0	2:11.928		7	29.206	195.7	50.424	162.6	39.002	186.6	1:58.632	
2	29.840	188.9	51.323	162.8	39.279	186.6	2:00.442		8	28.884	196.7	50.646	162.4	38.795	186.6	1:58.325	
3	29.198	196.7	51.639	163.1	39.821	185.9	2:00.658		9	28.850	196.7	50.518	163.3	39.261	185.9	1:58.629	
4	29.693	195.3	51.069	162.8	38.752	187.3	1:59.514		10	29.430	190.2	50.560	163.1	39.315	185.9	1:59.305	
5	29.272	191.6	50.444	162.1	39.905	186.6	1:59.621		11	29.222	196.0	50.997	161.4	39.290	185.9	1:59.509	
6	30.046	188.0	50.576	162.8	38.846	185.9	1:59.468										
8 FARFUS BRA BMW 320si																	
1	39.034	175.3	51.405	164.3	39.407	188.0	2:09.846		7	29.106	196.4	50.386	162.4	38.517	185.2	1:58.009	
2	30.449	184.5	50.322	165.1	39.123	188.0	1:59.894		8	28.988	196.4	50.600	163.6	38.434	185.9	1:58.022	
3	29.459	195.3	52.097	162.8	39.463	187.3	2:01.019		9	29.078	196.4	51.358	164.6	38.920	188.0	1:59.356	
4	29.185	197.1	50.554	163.3	38.650	187.3	1:58.389		10	30.752	189.6	50.575	163.3	38.902	186.6	2:00.229	
5	29.293	197.1	51.023	162.8	38.684	187.3	1:59.000		11	29.223	197.1	50.435	163.8	38.763	187.3	1:58.421	
6	29.126	195.3	50.102	163.1	38.594	187.3	1:57.822										
9 ZANARDI ITA BMW 320si																	
1	34.470	189.3	51.252	163.8	38.777	186.6	2:04.499		7	29.150	195.7	50.344	163.8	38.662	185.2	1:58.156	
2	31.396	182.0	51.284	164.8	38.550	187.3	2:01.230		8	29.019	196.0	50.700	163.8	38.662	185.2	1:58.381	
3	29.921	192.6	51.945	164.3	38.823	185.9	2:00.689		9	29.116	195.0	50.584	163.8	38.690	185.9	1:58.390	
4	29.544	194.6	50.630	163.6	38.638	185.2	1:58.812		10	29.836	192.2	50.701	163.8	39.019	185.9	1:59.556	
5	29.246	195.3	50.558	163.6	38.608	187.3	1:58.412		11	29.993	192.9	50.636	164.3	38.788	185.9	1:59.417	
6	29.366	193.6	50.572	163.6	38.667	185.2	1:58.605										
10 HERNANDEZ ESP BMW 320si																	
1	34.229	186.1	51.132	162.6	38.898	185.9	2:04.259		7	35.931	181.4	50.465	162.6	38.866	187.3	2:05.262	
2	31.744	179.1	51.920	162.4	38.810	188.0	2:02.474		8	28.983	197.1	50.712	162.1	38.981	185.9	1:58.676	
3	29.920	185.1	52.888	161.6	38.638	183.9	2:01.446		9	29.029	196.4	50.355	163.3	38.845	188.0	1:58.229	
4	29.412	192.6	50.596	162.6	38.601	185.2	1:58.609		10	29.443	194.3	50.674	162.8	38.820	187.3	1:58.937	
5	29.217	195.7	50.281	162.4	38.511	185.9	1:58.009		11	29.227	196.4	51.345	161.6	39.137	185.9	1:59.709	
6	29.028	195.7	50.653	162.6	38.769	187.3	1:58.450										
11 HUFF GBR Chevrolet Cruze																	
1	34.653	186.4	51.401	163.3	44.009	168.0	2:10.063		7	29.344	195.0	54.282	151.2	39.662	188.7	2:03.288	
2	33.244	176.5	56.243	162.6	39.034	185.2	2:08.521		8	29.549	193.9	50.718	163.6	38.729	185.9	1:58.996	
3	29.784	190.9	50.359	163.6	38.922	186.6	1:59.065		9	29.039	196.0	50.402	164.3	38.620	187.3	1:58.061	
4	29.181	193.9	50.570	164.1	39.225	186.6	1:58.976		10	29.189	195.0	50.371	164.6	39.253	186.6	1:58.813	
5	29.346	193.9	50.355	163.6	38.861	186.6	1:58.562		11	29.035	195.7	50.575	164.3	39.004	185.9	1:58.614	
6	28.930	197.1	50.509	164.8	39.041	188.0	1:58.480										



Weather/Track: Sun 26° / Dry 39°

Circuit Length - 4.909 kilometres
Autodromo Enzo e Dino Ferrari
Imola

2009 FIA World Touring Car Championship

Race 2 - Sector Analysis Report

Lap S1 Time S1 Spd S2 Time S2 Spd S3 Time S3 Spd Lap Time Pit Lap S1 Time S1 Spd S2 Time S2 Spd S3 Time S3 Spd Lap Time Pit

12 MENU						SUI Chevrolet Cruze									
1	34.105	188.0	50.890	162.8	38.820	185.2	2:03.815	7	29.318	195.0	50.399	164.1	38.553	186.6	1:58.270
2	31.043	181.1	50.830	163.6	38.877	185.9	2:00.750	8	29.093	195.7	50.605	164.6	38.671	185.9	1:58.369
3	30.315	184.8	52.495	163.8	38.727	186.6	2:01.537	9	29.131	195.7	50.492	164.3	38.962	185.9	1:58.585
4	29.535	192.9	50.620	163.8	38.557	186.6	1:58.712	10	29.701	193.9	50.496	163.3	39.344	186.6	1:59.541
5	29.297	195.3	50.538	163.6	38.576	186.6	1:58.411	11	29.799	192.6	50.715	164.3	38.772	185.9	1:59.286
6	29.442	193.9	50.303	164.3	38.667	186.6	1:58.412								

14 LARINI						ITA Chevrolet Cruze									
1	39.036	183.6	51.896	164.8	39.868	188.7	2:10.800	7	29.026	197.1	50.539	164.3	39.002	188.0	1:58.567
2	30.050	190.2	51.701	165.1	39.138	189.4	2:00.889	8	28.858	197.1	50.608	165.1	38.840	188.0	1:58.306
3	29.418	196.4	51.437	165.3	40.178	190.1	2:01.033	9	28.762	198.1	50.687	165.3	39.092	188.7	1:58.541
4	29.852	196.7	50.671	164.8	39.025	188.7	1:59.548	10	29.139	196.4	50.946	166.1	39.129	188.7	1:59.214
5	28.995	196.7	50.821	164.3	39.866	187.3	1:59.682	11	29.247	193.3	52.341	163.6	39.640	178.0	2:01.228
6	29.868	190.9	50.617	164.3	38.969	188.7	1:59.454								

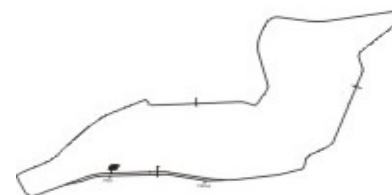
19 LADYGIN						RUS LADA Priora									
1	37.399	185.4	52.792	162.8	40.806	187.3	2:10.997	7	29.296	193.3	51.629	160.7	40.603	184.6	2:01.528
2	30.337	189.3	52.202	163.1	39.242	186.6	2:01.781	8	29.908	187.0	52.109	161.9	39.291	185.2	2:01.308
3	29.360	195.3	51.592	164.1	39.704	185.2	2:00.656	9	31.117	186.1	51.942	163.3	39.612	184.6	2:02.671
4	29.552	193.6	51.390	163.6	38.866	185.2	1:59.808	10	29.744	194.3	52.466	161.9	43.099	180.0	2:05.309
5	29.697	193.6	51.510	161.6	39.493	184.6	2:00.700	11	30.452	192.2	51.973	163.1	40.579	181.2	2:03.004
6	29.351	192.2	52.514	161.6	39.250	184.6	2:01.115								

21 CORONEL						NED SEAT Leon						I			
1	35.281	189.3	52.183	161.6	39.227	185.2	2:06.691	7	29.406	194.6	50.785	159.0	38.802	185.9	1:58.993
2	30.881	183.3	51.459	161.6	38.822	188.0	2:01.162	8	29.095	194.6	50.845	159.7	38.917	186.6	1:58.857
3	30.662	185.7	52.537	160.4	39.426	187.3	2:02.625	9	29.127	193.9	50.913	159.0	38.933	187.3	1:58.973
4	29.737	195.3	50.735	161.1	38.999	188.0	1:59.471	10	29.978	192.2	51.062	159.5	39.118	187.3	2:00.158
5	29.171	193.9	50.830	160.4	38.822	182.6	1:58.823	11	29.894	194.3	51.221	159.2	39.270	186.6	2:00.385
6	29.742	193.9	50.902	159.2	38.831	186.6	1:59.475								

22 BOARDMAN						GBR SEAT Leon						I			
1	36.061	190.9	52.345	164.8	39.460	189.4	2:07.866	7	29.485	196.0	52.439	155.6	40.658	185.9	2:02.582
2	32.732	176.8	51.514	163.8	39.157	188.7	2:03.403	8	29.997	191.2	52.234	163.6	39.095	178.0	2:01.326
3	29.376	195.7	51.526	164.3	39.607	188.0	2:00.509	9	30.594	186.7	51.402	162.8	40.223	185.2	2:02.219
4	29.129	197.1	51.430	162.8	39.018	189.4	1:59.577	10	29.810	192.9	52.046	163.3	39.417	188.0	2:01.273
5	29.162	197.8	50.861	163.3	41.251	179.3	2:01.274	11	29.460	195.3	51.464	162.6	39.786	180.6	2:00.710
6	29.799	193.6	51.233	163.1	40.446	188.0	2:01.478								



Weather/Track: Sun 26° / Dry 39°

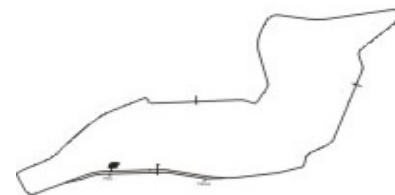


Circuit Length - 4.909 kilometres
Autodromo Enzo e Dino Ferrari
Imola

2009 FIA World Touring Car Championship

Race 2 - Sector Analysis Report

Lap	S1 Time	S1 Spd	S2 Time	S2 Spd	S3 Time	S3 Spd	Lap Time	Pit	Lap	S1 Time	S1 Spd	S2 Time	S2 Spd	S3 Time	S3 Spd	Lap Time	Pit
23 PORTEIRO ESP BMW 320si I																	
1	35.523	189.9	52.272	164.6	39.096	187.3	2:06.891		7	29.872	194.6	50.561	162.1	38.932	185.2	1:59.365	
2	30.343	186.1	51.401	164.1	38.741	188.7	2:00.485		8	29.010	195.3	50.820	162.8	39.035	183.9	1:58.865	
3	29.384	192.2	53.824	163.1	39.237	185.9	2:02.445		9	29.170	195.3	50.614	163.3	38.914	185.2	1:58.698	
4	29.824	195.3	50.493	164.6	38.801	186.6	1:59.118		10	29.910	192.2	50.736	162.8	38.912	185.9	1:59.558	
5	29.248	196.0	50.936	162.8	38.893	187.3	1:59.077		11	29.407	194.3	51.920	162.8	39.380	185.2	2:00.707	
6	29.662	194.3	50.639	163.8	39.072	186.6	1:59.373										
25 ENGSTLER GER BMW 320si I																	
1	36.595	183.9	52.529	164.3	40.068	188.0	2:09.192		7	30.005	188.3	50.505	161.9	39.113	186.6	1:59.623	
2	29.814	190.2	51.348	164.6	39.065	189.4	2:00.227		8	29.013	196.7	50.443	164.1	39.902	188.0	1:59.358	
3	30.084	195.0	52.435	163.6	39.474	188.7	2:01.993		9	28.868	199.2	50.797	162.4	39.050	185.9	1:58.715	
4	29.361	196.4	51.304	162.4	39.036	188.0	1:59.701		10	29.402	194.3	50.936	162.8	38.886	188.0	1:59.224	
5	29.135	197.1	50.351	163.6	39.114	183.2	1:58.600		11	29.354	196.7	50.988	163.8	39.267	188.7	1:59.609	
6	29.215	196.4	50.802	163.3	38.811	189.4	1:58.828										
26 POULSEN DEN BMW 320si I																	
1	39.602	180.8	52.305	164.3	39.756	186.6	2:11.663		7	29.802	192.9	52.070	160.9	39.161	185.2	2:01.033	
2	31.894	176.2	52.965	163.6	38.862	185.9	2:03.721		8	29.707	193.3	51.794	163.3	39.014	185.2	2:00.515	
3	30.792	183.6	51.025	162.4	39.334	184.6	2:01.151		9	31.024	181.1	51.827	163.1	39.872	185.2	2:02.723	
4	29.825	190.9	50.788	161.9	39.296	183.9	1:59.909		10	29.682	193.3	52.337	161.1	40.147	181.2	2:02.166	
5	30.153	191.9	51.305	161.9	39.568	183.2	2:01.026		11	30.027	189.9	51.752	161.1	39.646	181.2	2:01.425	
6	29.446	192.6	50.778	162.1	39.050	185.2	1:59.274										
27 D'ASTE ITA BMW 320si I																	
1	35.825	189.9	52.292	164.1	39.378	188.7	2:07.495		7	29.403	193.9	51.014	161.6	38.967	187.3	1:59.384	
2	30.183	181.1	51.634	164.6	38.852	189.4	2:00.669		8	29.054	196.4	50.492	164.3	38.497	186.6	1:58.043	
3	29.793	190.2	51.863	163.6	38.639	188.0	2:00.295		9	29.043	196.0	50.881	164.8	38.893	189.4	1:58.817	
4	29.519	193.6	51.143	163.3	38.745	187.3	1:59.407		10	30.823	185.4	51.067	164.6	38.883	187.3	2:00.773	
5	29.709	195.0	50.490	162.1	38.781	186.6	1:58.980		11	29.288	197.4	50.560	163.6	38.896	186.6	1:58.744	
6	29.534	196.0	50.259	162.8	38.779	185.2	1:58.572										
30 BENNANI MAR SEAT Leon I																	
1	40.346	153.3	52.086	164.8	39.776	191.6	2:12.208		5	29.022	196.7	50.816	163.6	39.250	186.6	1:59.088	
2	31.080	183.0	52.678	164.6	39.014	190.1	2:02.772		6	30.591	169.7	50.861	165.3	39.337	188.7	2:00.789	
3	30.165	187.6	51.149	164.1	38.657	189.4	1:59.971										
4	29.314	196.0	50.582	165.3	38.591	194.5	1:58.487										
36 THOMPSON GBR Lada Priora																	
1	34.702	189.3	52.451	166.1	39.121	183.9	2:06.274		7	29.168	196.7	50.714	165.6	38.826	187.3	1:58.708	
2	30.766	183.6	51.035	165.8	38.813	189.4	2:00.614		8	29.019	196.0	50.827	165.1	39.028	186.6	1:58.874	
3	29.712	188.3	51.368	164.3	38.830	187.3	1:59.910		9	29.514	198.5	51.678	166.1	38.942	186.6	2:00.134	
4	29.385	193.3	50.669	165.6	38.897	187.3	1:58.951		10	29.574	194.3	50.558	164.1	39.224	186.6	1:59.356	
5	29.073	197.1	50.654	164.8	38.652	188.7	1:58.379		11	29.278	196.7	50.616	165.6	38.969	186.6	1:58.863	
6	29.009	193.3	50.893	165.6	38.905	188.7	1:58.807										



Weather/Track: Sun 26° / Dry 39°

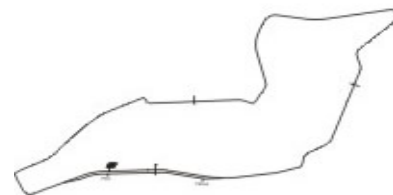
Circuit Length - 4.909 kilometres
Autodromo Enzo e Dino Ferrari
Imola

2009 FIA World Touring Car Championship Race 2 - Sector Analysis Report

Lap	S1 Time	S1 Spd	S2 Time	S2 Spd	S3 Time	S3 Spd	Lap Time	Pit	Lap	S1 Time	S1 Spd	S2 Time	S2 Spd	S3 Time	S3 Spd	Lap Time	Pit
45 LARINI									ITA SEAT Leon								
1	42.228	174.2	52.071	161.6	39.099	187.3	2:13.398		7	29.495	195.7	51.547	161.4	39.076	184.6	2:00.118	
2	29.920	188.6	51.862	162.6	39.241	187.3	2:01.023		8	29.362	194.6	52.093	162.8	39.549	186.6	2:01.004	
3	30.473	188.6	51.865	162.6	39.340	188.0	2:01.678		9	34.047	169.1	51.623	161.1	39.642	184.6	2:05.312	
4	30.625	173.7	51.403	162.4	39.301	186.6	2:01.329		10	29.678	193.6	51.482	161.4	39.893	177.4	2:01.053	
5	29.325	195.0	51.459	161.1	39.600	185.9	2:00.384		11	30.386	188.9	52.311	162.1	40.283	180.0	2:02.980	
6	30.390	192.6	51.107	162.6	39.102	188.7	2:00.599										
46 FABIANI									ITA BMW 320si								
1	42.924	174.0	53.608	160.4	40.758	183.2	2:17.290		7	30.917	187.6	53.494	160.4	41.129	180.6	2:05.540	
2	31.486	181.4	53.835	160.4	40.774	182.6	2:06.095		8	30.788	186.1	53.311	161.1	40.657	179.3	2:04.756	
3	31.600	183.6	54.791	159.5	41.028	180.6	2:07.419		9	32.162	181.4	53.893	160.4	41.552	180.0	2:07.607	
4	31.355	184.8	53.944	160.7	40.623	180.6	2:05.922		10	31.910	182.6	53.363	160.7	41.137	181.2	2:06.410	
5	30.861	187.0	53.783	160.2	40.798	181.2	2:05.442		11	30.995	186.4	53.162	158.5	40.724	180.0	2:04.881	
6	31.102	186.4	53.360	156.2	40.845	180.0	2:05.307										



Weather/Track: Sun 26° /Dry 39°



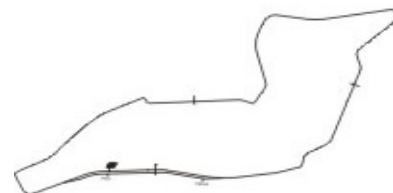
Circuit Length - 4.909 kilometres
Autodromo Enzo e Dino Ferrari
Imola

2009 FIA World Touring Car Championship Race 2 - Best Sector Speeds Report

SECTOR 1				SECTOR 2				SECTOR 3				
POS	NO	NAME	SPEED	LAP	NO	NAME	SPEED	LAP	NO	NAME	SPEED	LAP
1	2	TARQUINI	201.8	9	1	MULLER	168.2	2	30	BENNANI	194.5	4
2	3	RYDELL	201.8	9	2	TARQUINI	167.7	10	2	TARQUINI	193.8	2
3	4	GENE	200.3	6	3	RYDELL	166.6	1	3	RYDELL	193.8	1
4	1	MULLER	199.6	9	4	GENE	166.6	1	4	GENE	193.8	4
5	25	ENGSTLER	199.2	9	5	MONTEIRO	166.4	8	5	MONTEIRO	193.1	2
6	36	THOMPSON	198.5	9	14	LARINI	166.1	10	1	MULLER	191.6	2
7	5	MONTEIRO	198.1	4	36	THOMPSON	166.1	1	14	LARINI	190.1	3
8	14	LARINI	198.1	9	30	BENNANI	165.3	4	22	BOARDMAN	189.4	1
9	22	BOARDMAN	197.8	5	8	FARFUS	165.1	2	25	ENGSTLER	189.4	2
10	6	PRIAULX	197.4	11	9	ZANARDI	164.8	2	27	D'ASTE	189.4	2
11	27	D'ASTE	197.4	11	11	HUFF	164.8	6	36	THOMPSON	189.4	2
12	8	FARFUS	197.1	4	22	BOARDMAN	164.8	1	6	PRIAULX	188.7	6
13	10	HERNANDEZ	197.1	8	27	D'ASTE	164.8	9	11	HUFF	188.7	7
14	11	HUFF	197.1	6	12	MENU	164.6	8	23	PORTEIRO	188.7	2
15	7	MULLER	196.7	3	23	PORTEIRO	164.6	1	45	LARINI	188.7	6
16	30	BENNANI	196.7	5	25	ENGSTLER	164.6	2	7	MULLER	188.0	1
17	9	ZANARDI	196.0	8	6	PRIAULX	164.3	8	8	FARFUS	188.0	1
18	23	PORTEIRO	196.0	5	26	POULSEN	164.3	1	10	HERNANDEZ	188.0	2
19	12	MENU	195.7	8	19	LADYGIN	164.1	3	21	CORONEL	188.0	2
20	45	LARINI	195.7	7	7	MULLER	163.3	1	9	ZANARDI	187.3	2
21	19	LADYGIN	195.3	3	10	HERNANDEZ	163.3	9	19	LADYGIN	187.3	1
22	21	CORONEL	195.3	4	45	LARINI	162.8	8	12	MENU	186.6	3
23	26	POULSEN	193.3	8	21	CORONEL	161.6	1	26	POULSEN	186.6	1
24	46	FABIANI	187.6	7	46	FABIANI	161.1	8	46	FABIANI	183.2	1



Weather/Track: Sun 26° /Dry 39°



Circuit Length - 4.909 kilometres
Autodromo Enzo e Dino Ferrari
Imola

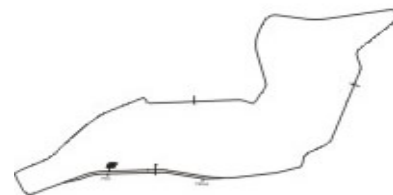
2009 FIA World Touring Car Championship Race 2 - Best Sector Times Report

POS	NO	SECTOR 1		SECTOR 2		SECTOR 3		IDEAL/BEST LAP COMPARISON							
		TIME	LAP NO	TIME	LAP NO	TIME	LAP NO	IDEAL	BEST	LAP	DIFF				
1	14	28.762	9	4	49.997	5	2	38.188	3	2	TARQUINI	1:57.304	1:57.916	4	+ 0.612
2	3	28.826	8	6	50.027	7	1	38.383	3	3	RYDELL	1:57.430	1:57.458	6	+ 0.028
3	6	28.826	8	8	50.102	6	8	38.434	8	4	GENE	1:57.486	1:58.056	6	+ 0.570
4	7	28.850	9	3	50.128	6	3	38.476	6	6	PRIAULX	1:57.512	1:57.931	8	+ 0.419
5	25	28.868	9	2	50.224	10	27	38.497	8	8	FARFUS	1:57.524	1:57.822	6	+ 0.298
6	1	28.885	6	27	50.259	6	10	38.511	5	1	MULLER	1:57.639	1:57.998	5	+ 0.359
7	2	28.892	6	10	50.281	5	9	38.550	2	10	HERNANDEZ	1:57.775	1:58.009	5	+ 0.234
8	4	28.906	6	12	50.303	6	12	38.553	7	27	D'ASTE	1:57.799	1:58.043	8	+ 0.244
9	11	28.930	6	9	50.344	7	4	38.583	4	11	HUFF	1:57.905	1:58.061	9	+ 0.156
10	5	28.982	5	25	50.351	5	30	38.591	4	9	ZANARDI	1:57.913	1:58.156	7	+ 0.243
11	10	28.983	8	11	50.355	5	11	38.620	9	12	MENU	1:57.949	1:58.270	7	+ 0.321
12	8	28.988	8	1	50.371	5	36	38.652	5	7	MULLER	1:58.026	1:58.325	8	+ 0.299
13	36	29.009	6	7	50.424	7	6	38.659	7	25	ENGSTLER	1:58.030	1:58.600	5	+ 0.570
14	23	29.010	8	23	50.493	4	23	38.741	2	14	LARINI	1:58.141	1:58.306	8	+ 0.165
15	9	29.019	8	5	50.536	6	7	38.752	4	30	BENNANI	1:58.195	1:58.487	4	+ 0.292
16	30	29.022	5	14	50.539	7	21	38.802	7	36	THOMPSON	1:58.219	1:58.379	5	+ 0.160
17	27	29.043	9	36	50.558	10	25	38.811	6	23	PORTEIRO	1:58.244	1:58.698	9	+ 0.454
18	12	29.093	8	30	50.582	4	14	38.840	8	5	MONTEIRO	1:58.570	1:58.948	4	+ 0.378
19	21	29.095	8	21	50.735	4	26	38.862	2	21	CORONEL	1:58.632	1:58.823	5	+ 0.191
20	22	29.129	4	26	50.778	6	19	38.866	4	22	BOARDMAN	1:59.008	1:59.577	4	+ 0.569
21	19	29.296	7	22	50.861	5	22	39.018	4	26	POULSEN	1:59.086	1:59.274	6	+ 0.188
22	45	29.325	5	45	51.107	6	5	39.052	4	45	LARINI	1:59.508	2:00.118	7	+ 0.610
23	26	29.446	6	19	51.390	4	45	39.076	7	19	LADYGIN	1:59.552	1:59.808	4	+ 0.256
24	46	30.788	8	46	53.162	11	46	40.623	4	46	FABIANI	2:04.573	2:04.756	8	+ 0.183

'Perfect Lap' - 1:56.947



Weather/Track: Sun 26° / Dry 39°



Circuit Length - 4.909 kilometres
Autodromo Enzo e Dino Ferrari
Imola

2009 FIA World Touring Car Championship

RACE 2 - LAP CHART

Lap 1			Lap 2			Lap 3			Lap 4			Lap 5		
No	Behind	Laptime	No	Behind	Laptime	No	Behind	Laptime	No	Behind	Laptime	No	Behind	Laptime
12		2:03.815	12		2:00.750	1		1:59.244	1		1:58.075	1		1:57.998
10	0.444	2:04.259	1	0.491	1:59.402	2	0.425	1:58.813	2	0.266	1:57.916	2	0.290	1:58.022
9	0.684	2:04.499	9	1.164	2:01.230	12	1.802	2:01.537	12	2.439	1:58.712	12	2.852	1:58.411
1	1.839	2:05.654	2	1.347	1:59.669	9	2.118	2:00.689	9	2.855	1:58.812	9	3.269	1:58.412
2	2.428	2:06.243	10	2.168	2:02.474	36	2.498	1:59.910	36	3.374	1:58.951	36	3.755	1:58.379
36	2.459	2:06.274	36	2.323	2:00.614	10	3.879	2:01.446	10	4.413	1:58.609	10	4.424	1:58.009
21	2.876	2:06.691	23	2.811	2:00.485	27	4.159	2:00.295	4	5.004	1:58.431	4	5.094	1:58.088
23	3.076	2:06.891	21	3.288	2:01.162	4	4.648	2:00.490	27	5.491	1:59.407	27	6.473	1:58.980
27	3.680	2:07.495	27	3.599	2:00.669	23	5.521	2:02.445	3	5.789	1:58.133	3	6.672	1:58.881
22	4.051	2:07.866	4	3.893	2:00.412	3	5.731	2:01.339	23	6.564	1:59.118	23	7.643	1:59.077
4	4.231	2:08.046	3	4.127	2:00.313	21	6.178	2:02.625	8	6.773	1:58.389	8	7.775	1:59.000
3	4.564	2:08.379	25	4.854	2:00.227	8	6.459	2:01.019	21	7.574	1:59.471	21	8.399	1:58.823
25	5.377	2:09.192	8	5.175	1:59.894	6	6.707	2:00.627	6	8.165	1:59.533	6	8.827	1:58.660
8	6.031	2:09.846	6	5.815	2:00.157	25	7.112	2:01.993	25	8.738	1:59.701	25	9.340	1:58.600
11	6.248	2:10.063	22	6.704	2:03.403	22	7.478	2:00.509	22	8.980	1:59.577	14	11.579	1:59.682
6	6.408	2:10.223	14	7.124	2:00.889	14	8.422	2:01.033	5	9.296	1:58.948	7	11.790	1:59.621
14	6.985	2:10.800	5	7.394	2:00.799	5	8.423	2:00.764	14	9.895	1:59.548	30	12.153	1:59.088
19	7.182	2:10.997	7	7.805	2:00.442	7	8.728	2:00.658	7	10.167	1:59.514	22	12.256	2:01.274
5	7.345	2:11.160	19	8.213	2:01.781	19	9.134	2:00.656	19	10.867	1:59.808	19	13.569	2:00.700
26	7.848	2:11.663	45	9.856	2:01.023	30	10.651	1:59.971	30	11.063	1:58.487	11	14.814	1:58.562
7	8.113	2:11.928	30	10.415	2:02.772	45	11.799	2:01.678	26	14.069	1:59.909	26	17.097	2:01.026
30	8.393	2:12.208	26	10.819	2:03.721	26	12.235	2:01.151	11	14.250	1:58.976	45	17.439	2:00.384
45	9.583	2:13.398	11	14.019	2:08.521	11	13.349	1:59.065	45	15.053	2:01.329	5	17.556	2:06.258
46	13.475	2:17.290	46	18.820	2:06.095	46	26.504	2:07.419	46	34.351	2:05.922	46	41.795	2:05.442

Weather/Track: Sun 26°/Dry 39°

www.mstworld.com

Page 1 of 3

Imola
Circuit Length = 4.9090 km.
Start: 15:04 End: 15:26

Printed - 15:32 Sunday, 20 September 2009

2009 FIA World Touring Car Championship

RACE 2 - LAP CHART

(contd.)

Lap 6			Lap 7			Lap 8			Lap 9			Lap 10		
No	Behind	Laptime	No	Behind	Laptime	No	Behind	Laptime	No	Behind	Laptime	No	Behind	Laptime
1		1:58.116	1		1:58.068	1		1:58.388	1		1:58.333	1		1:59.576
2	0.306	1:58.132	2	0.414	1:58.176	2	0.300	1:58.274	2	0.290	1:58.323	2	0.414	1:59.700
12	3.148	1:58.412	12	3.350	1:58.270	12	3.331	1:58.369	12	3.583	1:58.585	12	3.548	1:59.541
9	3.758	1:58.605	9	3.846	1:58.156	9	3.839	1:58.381	9	3.896	1:58.390	9	3.876	1:59.556
36	4.446	1:58.807	36	5.086	1:58.708	36	5.572	1:58.874	4	5.725	1:58.298	4	5.357	1:59.208
10	4.758	1:58.450	4	6.006	1:59.040	4	5.760	1:58.142	36	7.373	2:00.134	36	7.153	1:59.356
4	5.034	1:58.056	3	6.302	1:58.356	3	6.193	1:58.279	3	7.683	1:59.823	3	8.125	2:00.018
3	6.014	1:57.458	8	7.422	1:58.009	8	7.056	1:58.022	8	8.079	1:59.356	8	8.732	2:00.229
27	6.929	1:58.572	27	8.245	1:59.384	27	7.900	1:58.043	27	8.384	1:58.817	6	9.046	1:59.906
8	7.481	1:57.822	6	9.066	1:58.077	6	8.609	1:57.931	6	8.716	1:58.440	27	9.581	2:00.773
23	8.900	1:59.373	23	10.197	1:59.365	23	10.674	1:58.865	23	11.039	1:58.698	23	11.021	1:59.558
6	9.057	1:58.346	21	10.683	1:58.993	21	11.152	1:58.857	21	11.792	1:58.973	10	11.497	1:58.937
21	9.758	1:59.475	25	11.607	1:59.623	10	12.240	1:58.676	10	12.136	1:58.229	21	12.374	2:00.158
25	10.052	1:58.828	10	11.952	2:05.262	25	12.577	1:59.358	25	12.959	1:58.715	25	12.607	1:59.224
14	12.917	1:59.454	14	13.416	1:58.567	14	13.334	1:58.306	14	13.542	1:58.541	14	13.180	1:59.214
7	13.142	1:59.468	7	13.706	1:58.632	7	13.643	1:58.325	7	13.939	1:58.629	7	13.668	1:59.305
30	14.826	2:00.789	19	20.028	2:01.528	11	21.006	1:58.996	11	20.734	1:58.061	11	19.971	1:58.813
11	15.178	1:58.480	22	20.132	2:02.582	19	22.948	2:01.308	22	26.956	2:02.219	22	28.653	2:01.273
22	15.618	2:01.478	11	20.398	2:03.288	22	23.070	2:01.326	19	27.286	2:02.671	26	30.327	2:02.166
19	16.568	2:01.115	5	20.530	1:59.697	26	23.347	2:00.515	26	27.737	2:02.723	19	33.019	2:05.309
26	18.255	1:59.274	26	21.220	2:01.033	5	23.739	2:01.597	45	31.567	2:05.312	45	33.044	2:01.053
5	18.901	1:59.461	45	21.972	2:00.118	45	24.588	2:01.004	46	1:12.100	2:07.607	46	1:18.934	2:06.410
45	19.922	2:00.599	46	56.458	2:05.540	46	1:02.826	2:04.756						
46	48.986	2:05.307												

Weather/Track: Sun 26°/Dry 39°

www.mstworld.com

Page 2 of 3

Imola
Circuit Length = 4.9090 km.
Start: 15:04 End: 15:26

Printed - 15:32 Sunday, 20 September 2009

**2009 FIA World Touring Car Championship
RACE 2 - LAP CHART**

(contd.)

Lap 11			Lap 12			Lap 13			Lap 14			Lap 15		
No	Behind	Laptime	No	Behind	Laptime	No	Behind	Laptime	No	Behind	Laptime	No	Behind	Laptime
1		1:58.826												
2	0.312	1:58.724												
12	4.008	1:59.286												
9	4.467	1:59.417												
4	5.632	1:59.101												
36	7.190	1:58.863												
3	7.612	1:58.313												
8	8.327	1:58.421												
6	8.827	1:58.607												
27	9.499	1:58.744												
10	12.380	1:59.709												
23	12.902	2:00.707												
25	13.390	1:59.609												
21	13.933	2:00.385												
7	14.351	1:59.509												
14	15.582	2:01.228												
11	19.759	1:58.614												
22	30.537	2:00.710												
26	32.926	2:01.425												
19	37.197	2:03.004												
45	37.198	2:02.980												
46	1:24.989	2:04.881												

Weather/Track: Sun 26°/Dry 39°

www.mstworld.com

Page 3 of 3

Imola
Circuit Length = 4.9090 km.
Start: 15:04 End: 15:26

Printed - 15:32 Sunday, 20 September 2009