



WTCC

FIA World Touring Car Championship

Rounds 17 & 18
Valencia, Spain
18 – 19 September 2010



Timing and Results by MST Systems Ltd

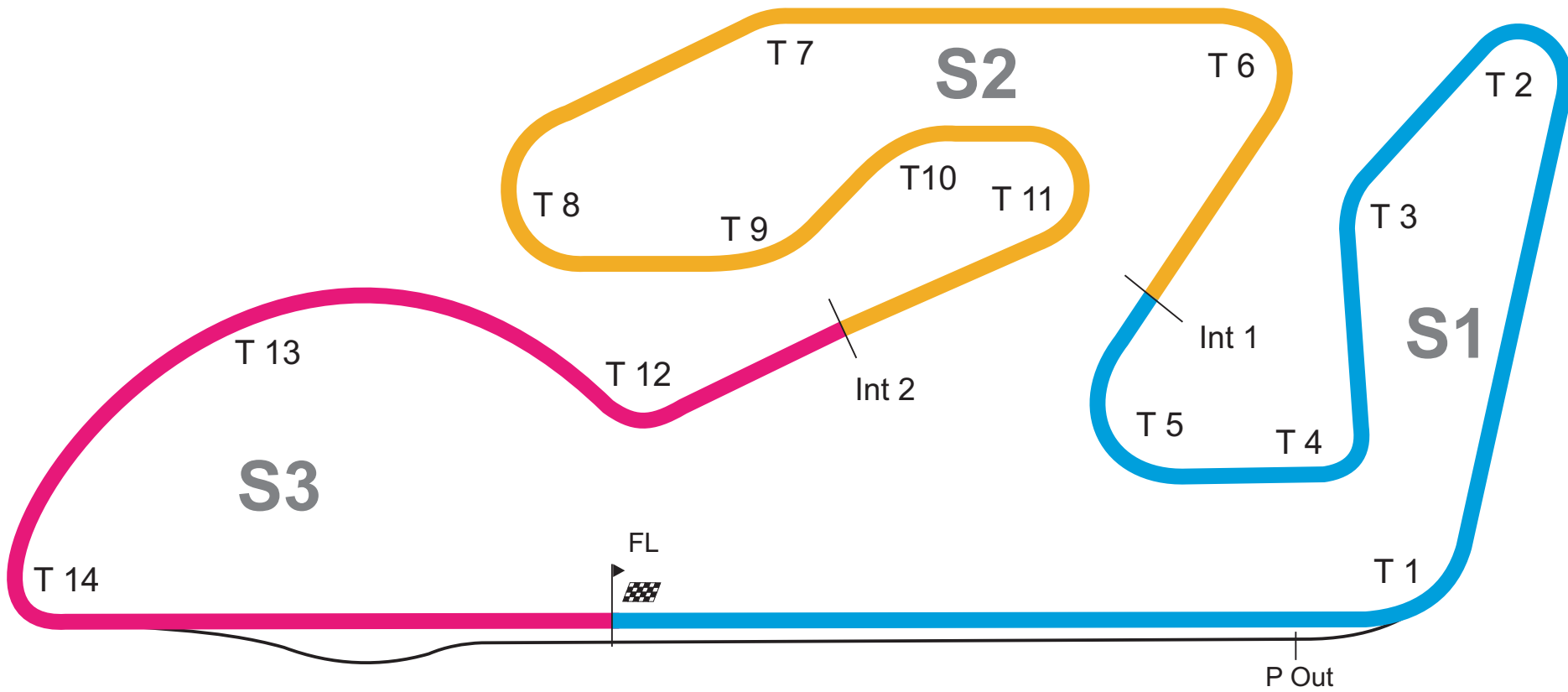
www.fiawtcc.com

www.mstworld.com



Valencia, Spain
18 - 19th September 2010

—▲	Start Line
▣	Finish "Line"
Start Line Offset	0,0 m
Int 1 = @	1,547 Km
Int 2 = @	2,860 Km
Circuit Centerline	4,005 Km
Pit in @	0,000 Km
Pit out @	0,200 Km
Pit in to Pit out	0,200 Km
A lap by the Pits	4,015 Km
T = Turn Number	S = Sector



2010 FIA World Touring Car Championship
FREE PRACTICE 1

POS	NO	CLS DRIVER	NAT	CAR	TIME	LAPS	GAP	KPH
1	10	Augusto FARFUS	BRA	BMW 320si	1:45.509	12		136.65
2	8	Alain MENU	SUI	Chevrolet Cruze	1:45.542	9	0.033	136.60
3	11	Andy PRIAULX	GBR	BMW 320si	1:45.612	7	0.103	136.51
4	7	Robert HUFF	GBR	Chevrolet Cruze	1:45.663	11	0.154	136.45
5	1	Gabriele TARQUINI	ITA	SEAT Leon TDI	1:45.822	9	0.313	136.24
6	3	Tiago MONTEIRO	POR	SEAT Leon TDI	1:45.871	10	0.362	136.18
7	6	Yvan MULLER	FRA	Chevrolet Cruze	1:46.042	10	0.533	135.96
8	5	Norbert MICHELISZ	HUN	SEAT Leon TDI	1:46.106	10	0.597	135.88
9	4	Jordi GENE	ESP	SEAT Leon TDI	1:46.138	9	0.629	135.84
10	2	Tom CORONEL	NED	SEAT Leon TDI	1:46.179	7	0.670	135.79
11	18	Fredy BARTH	SUI	SEAT Leon TDI	1:46.484	13	0.975	135.40
12	39	I Marc CAROL	ESP	SEAT Leon	1:46.624	12	1.115	135.22
13	20	I Darryl O'YOUNG	HKG	Chevrolet Lacetti	1:46.717	12	1.208	135.10
14	17	Michel NYKJAER	DEN	SEAT Leon TDI	1:46.790	10	1.281	135.01
15	24	I Kristian POULSEN	DEN	BMW 320si	1:47.254	15	1.745	134.42
16	15	I Franz ENGSTLER	GER	BMW 320si	1:47.344	11	1.835	134.31
17	25	I Sergio HERNANDEZ	ESP	BMW 320si	1:47.377	15	1.868	134.27
18	21	I Mehdi BENNANI	MAR	BMW 320si	1:47.859	17	2.350	133.67
19	16	I Andrei ROMANOV	RUS	BMW 320si	1:48.478	15	2.969	132.91
20	72	I Yukinori TANIGUCHI	JPN	Chevrolet Lacetti	1:48.664	15	3.155	132.68
21	26	I Stefano D'ASTE	ITA	BMW 320si	1:49.056	15	3.547	132.20

Valencia

For Media Information Purposes - No Regulatory Value.

Circuit Length = 4.0050 km.

Weather/Track: Bright 18C/Drying 23C

Start: 09:00 End: 09:30

Race Director:	Steward:	Timekeeper:	Issued at:
----------------	----------	-------------	------------

2010 FIA World Touring Car Championship

Free Practice 1 - Sector Analysis Report

Lap S1 Time S1 Spd S2 Time S2 Spd S3 Time S3 Spd Lap Time Pit Lap S1 Time S1 Spd S2 Time S2 Spd S3 Time S3 Spd Lap Time Pit

1 TARQUINI				ITA		SEAT Leon TDI						
1	14:33.751	42.073	42.263	15:58.087	Pit	6	39.902	36.781	29.203	191.4	1:45.886	
2	6:01.704	37.946	29.738	190.4	7:09.388	7	39.540	36.932	33.761	137.0	1:50.233	
3	40.691	37.149	30.043	190.1	1:47.883	8	47.286	37.943	29.443	192.1	1:54.672	
4	40.773	45.413	43.603		2:09.789	Pit	9	39.606	36.943	29.273	192.1	1:45.822
5	5:43.618	43.763	29.776	192.1	6:57.157							

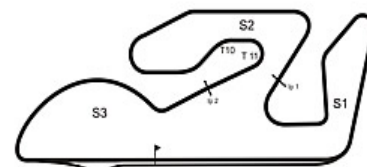
2 CORONEL				NED		SEAT Leon TDI						
1	11:04.189	45.882	45.658	12:35.729	Pit	5	39.897	37.000	29.750	179.4	1:46.647	
2	19:50.112	46.034	30.776	189.8	21:06.922	6	39.793	36.867	29.519	190.8	1:46.179	
3	40.080	36.926	29.411	190.8	1:46.417	7	39.795	37.168	38.419		1:55.382	Pit
4	39.560	37.683	29.402	191.8	1:46.645							

3 MONTEIRO				POR		SEAT Leon TDI						
1	11:03.067	41.949	40.273	12:25.289	Pit	7	40.704	45.007	32.764	193.2	1:58.475	
2	12:13.303	38.194	29.740	190.1	13:21.237	8	39.393	36.898	29.740	190.1	1:46.031	
3	39.896	36.752	29.420	189.4	1:46.068	9	39.367	36.984	29.520	191.4	1:45.871	
4	39.616	36.692	29.905	190.8	1:46.213	10	49.331	42.980	1:03.370		2:35.681	Pit
5	39.469	36.931	30.384	189.1	1:46.784							
6	39.718	37.536	29.715	190.8	1:46.969							

4 GENE				ESP		SEAT Leon TDI						
1	16:57.151	38.139	30.217	190.8	18:05.507	6	39.955	36.829	29.354	190.4	1:46.138	
2	41.264	37.304	30.035	189.8	1:48.603	7	41.693	41.358	30.268	191.4	1:53.319	
3	40.389	37.076	29.689	191.8	1:47.154	8	39.778	37.151	29.814	190.8	1:46.743	
4	40.488	37.654	40.968		1:59.110	Pit	9	40.009	37.211	29.849	190.1	1:47.069
5	7:24.160	38.893	29.493	192.5	8:32.546							

5 MICHELISZ				HUN		SEAT Leon TDI						
1	11:07.330	42.617	32.096	191.4	12:22.043	7	40.015	37.324	29.788	191.8	1:47.127	
2	42.033	38.323	41.576		2:01.932	Pit	8	39.600	36.882	29.624	193.5	1:46.106
3	10:59.653	38.151	30.244	191.4	12:08.048	9	40.622	37.014	29.702	191.8	1:47.338	
4	40.898	37.246	29.870	191.8	1:48.014	10	40.634	39.001	29.886	193.2	1:49.521	
5	40.060	37.083	29.738	191.4	1:46.881							
6	39.706	37.098	30.048	192.1	1:46.852							

6 MULLER				FRA		Chevrolet Cruze						
1	11:00.461	46.136	40.874	12:27.471	Pit	7	4:51.319	41.078	32.607	188.4	6:05.004	
2	10:25.049	39.185	29.763	187.5	11:33.997	8	39.786	36.894	29.472	188.8	1:46.152	
3	40.560	37.207	29.681	188.4	1:47.448	9	39.405	37.235	29.402	190.1	1:46.042	
4	40.157	36.986	29.739	188.1	1:46.882	10	41.257	37.805	41.204		2:00.266	Pit
5	39.621	36.978	29.794	188.1	1:46.393							
6	40.122	37.063	39.736		1:56.921	Pit						



Weather/Track: Bright 18C/Drying 23C

Circuit Length - 4.005 kilometres
Circuit Ricardo Tormo
Valencia

2010 FIA World Touring Car Championship

Free Practice 1 - Sector Analysis Report

Lap S1 Time S1 Spd S2 Time S2 Spd S3 Time S3 Spd Lap Time Pit Lap S1 Time S1 Spd S2 Time S2 Spd S3 Time S3 Spd Lap Time Pit

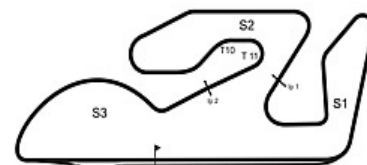
7 HUFF				GBR Chevrolet Cruze					
1	11:01.079	42.437	40.440	12:23.956 Pit	7	39.685	37.019	37.046	1:53.750 Pit
2	6:54.392	44.716	34.152 181.2	8:13.260	8	3:23.269	42.325	30.459 188.1	4:36.053
3	49.359	43.398	45.158	2:17.915 Pit	9	39.831	36.954	29.482 187.8	1:46.267
4	3:36.212	38.297	30.323 187.1	4:44.832	10	39.315	36.934	29.414 187.8	1:45.663
5	40.499	36.811	29.850 186.2	1:47.160	11	43.442	40.431	40.082	2:03.955 Pit
6	39.728	36.913	29.843 187.1	1:46.484					

8 MENU				SUI Chevrolet Cruze					
1	25:38.115	38.291	31.073 186.8	26:47.479	6	1:14.021	37.781	30.158 187.5	2:21.960
2	41.213	37.502	30.156 187.5	1:48.871	7	39.420	36.720	29.402 187.1	1:45.542
3	40.059	36.984	29.485 188.1	1:46.528	8	39.401	37.026	29.409 188.4	1:45.836
4	39.539	36.900	29.469 188.1	1:45.908	9	41.483	37.983	38.090	1:57.556 Pit
5	41.575	38.483	37.973	1:58.031 Pit					

10 FARFUS				BRA BMW 320si					
1	15:03.705	37.824	31.477 184.6	16:13.006	8	39.616	36.895	29.556 186.5	1:46.067
2	41.389	37.450	30.102 186.2	1:48.941	9	39.694	36.827	29.438 187.1	1:45.959
3	40.575	37.144	36.892	1:54.611 Pit	10	39.498	36.890	29.658 186.5	1:46.046
4	6:37.788	37.976	30.263 186.8	7:46.027	11	39.366	36.818	29.395 186.5	1:45.579
5	39.805	36.946	29.570 186.5	1:46.321	12	42.284	37.483	38.482	1:58.249 Pit
6	39.417	36.729	29.363 187.5	1:45.509					
7	41.907	37.930	29.656 186.8	1:49.493					

11 PRIAULX				GBR BMW 320si					
1	28:34.033	39.825	30.062 185.8	29:43.920	5	39.855	36.955	29.395 186.8	1:46.205
2	40.809	37.254	29.685 185.8	1:47.748	6	39.391	36.729	29.492 187.8	1:45.612
3	40.082	36.969	29.657 187.1	1:46.708	7	39.424	37.353	40.756	1:57.533 Pit
4	40.141	37.125	29.514 187.8	1:46.780					

15 ENGSTLER				GER BMW 320si				I	
1	20:13.582	42.094	45.348 178.2	21:41.024	7	40.506	37.731	30.346 187.8	1:48.583
2	43.768	39.768	41.045	2:04.581 Pit	8	42.185	41.390	31.271 188.8	1:54.846
3	2:28.204	38.565	30.937 187.1	3:37.706	9	40.069	37.515	29.760 188.8	1:47.344
4	41.776	38.294	30.306 187.1	1:50.376	10	40.128	37.832	31.080 189.4	1:49.040
5	41.200	38.234	30.252 187.8	1:49.686	11	44.968	39.295	41.563	2:05.826 Pit
6	41.537	38.884	30.664 188.4	1:51.085					



Weather/Track: Bright 18C/Drying 23C

Circuit Length - 4.005 kilometres
Circuit Ricardo Tormo
Valencia

2010 FIA World Touring Car Championship

Free Practice 1 - Sector Analysis Report

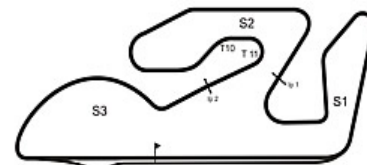
Lap S1 Time S1 Spd S2 Time S2 Spd S3 Time S3 Spd Lap Time Pit Lap S1 Time S1 Spd S2 Time S2 Spd S3 Time S3 Spd Lap Time Pit

16 ROMANOV				RUS		BMW 320si		I	
1	11:19.012	47.334	35.521 182.4	12:41.867	9	3:48.324	39.838	31.522 185.5	4:59.684
2	48.922	43.458	34.409 182.7	2:06.789	10	42.184	38.392	30.562 187.1	1:51.138
3	46.341	41.536	33.793 182.1	2:01.670	11	41.435	38.041	30.300 186.8	1:49.776
4	44.519	41.544	33.439 182.1	1:59.502	12	42.700	38.523	30.212 187.8	1:51.435
5	44.627	40.840	32.242 185.5	1:57.709	13	40.783	37.861	29.834 188.4	1:48.478
6	44.005	39.848	32.447 181.8	1:56.300	14	40.653	39.411	30.016 187.8	1:50.080
7	43.626	39.485	32.485 185.5	1:55.596	15	40.585	37.566	40.375	1:58.526 Pit
8	42.959	42.870	39.821	2:05.650 Pit					

17 NYKJAER				DEN		SEAT Leon TDI		I	
1	11:32.062	42.178	34.529 188.4	12:48.769	7	7:41.480	37.758	29.766 191.4	8:49.004
2	43.240	39.028	30.760 189.8	1:53.028	8	40.557	37.101	29.638 192.5	1:47.296
3	41.907	38.297	30.183 191.1	1:50.387	9	39.731	37.457	29.602 192.1	1:46.790
4	41.104	37.911	30.765 191.1	1:49.780	10	39.684	37.704	45.635	2:03.023 Pit
5	40.653	37.592	30.384 191.1	1:48.629					
6	41.558	37.696	39.297	1:58.551 Pit					

18 BARTH				SUI		SEAT Leon TDI		I	
1	11:13.816	52.260	40.075 152.1	12:46.151	8	40.223	37.162	29.690 193.5	1:47.075
2	53.255	46.944	45.927	2:26.126 Pit	9	40.472	37.028	29.599 193.5	1:47.099
3	6:10.905	37.919	30.379 191.1	7:19.203	10	39.992	37.062	29.768 192.1	1:46.822
4	41.664	37.519	30.387 191.8	1:49.570	11	39.916	37.140	29.592 193.5	1:46.648
5	41.058	37.446	30.349 190.1	1:48.853	12	39.951	37.120	29.413 193.8	1:46.484
6	40.886		54.060 192.5	1:34.946	13	39.758	37.245	29.759 191.8	1:46.762
7	41.043	37.467	29.560 192.8	1:48.070					

20 O'YOUNG				HKG		Chevrolet Lacetti		I	
1	11:14.997	44.719	45.709	12:45.425 Pit	8	40.401	37.423	30.120 190.8	1:47.944
2	3:22.875	40.282	31.489 187.5	4:34.646	9	40.674	38.468	41.380	2:00.522 Pit
3	43.773	39.189	30.969 188.4	1:53.931	10	5:12.168	38.790	33.571 191.8	6:24.529
4	42.002	38.497	32.816 189.4	1:53.315	11	40.149	37.042	29.526 191.8	1:46.717
5	41.428	38.171	30.445 189.4	1:50.044	12	40.061	37.476	46.042	2:03.579 Pit
6	40.945	37.922	30.113 191.1	1:48.980					
7	40.465	37.788	30.319 189.8	1:48.572					



Weather/Track: Bright 18C/Drying 23C

Circuit Length - 4.005 kilometres
Circuit Ricardo Tormo
Valencia

2010 FIA World Touring Car Championship

Free Practice 1 - Sector Analysis Report

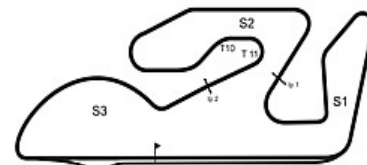
Lap S1 Time S1 Spd S2 Time S2 Spd S3 Time S3 Spd Lap Time Pit Lap S1 Time S1 Spd S2 Time S2 Spd S3 Time S3 Spd Lap Time Pit

21 BENNANI				MAR				BMW 320si				I
1	11:05.551	40.284	32.436 184.6	12:18.271	10	41.149	37.493	30.493 187.1	1:49.135			
2	43.595	38.687	30.943 186.5	1:53.225	11	40.920	37.454	30.233 187.8	1:48.607			
3	42.720	38.231	30.791 186.2	1:51.742	12	40.783	37.610	30.225 187.8	1:48.618			
4	42.053	37.936	30.385 186.2	1:50.374	13	40.627	37.566	30.087 188.1	1:48.280			
5	41.797	37.879	30.568 186.8	1:50.244	14	40.671	37.552	30.207 187.5	1:48.430			
6	41.721	37.830	30.812 187.5	1:50.363	15	40.571	37.407	30.029 187.1	1:48.007			
7	42.138	40.575	31.006 187.1	1:53.719	16	40.332	37.525	30.002 188.1	1:47.859			
8	41.407	37.619	30.489 188.8	1:49.515	17	40.849	37.496	40.406	1:58.751 Pit			
9	41.283	37.901	30.442 186.5	1:49.626								

24 POULSEN				DEN				BMW 320si				I
1	11:47.853	44.372	36.498 103.8	13:08.723	9	41.081	37.016	29.703 190.1	1:47.800			
2	48.612	41.422	32.722 189.8	2:02.756	10	40.391	37.546	30.064 189.1	1:48.001			
3	43.355	38.222	31.124 190.4	1:52.701	11	40.422	37.163	29.768 191.1	1:47.353			
4	42.292	38.065	30.400 190.1	1:50.757	12	40.359	37.264	30.417 187.8	1:48.040			
5	41.197	37.775	30.255 189.1	1:49.227	13	40.157	37.392	29.705 188.4	1:47.254			
6	41.251	37.422	30.271 189.1	1:48.944	14	40.460	37.383	29.703 190.1	1:47.546			
7	40.892	37.437	40.894	1:59.223 Pit	15	40.641	37.715	40.445	1:58.801 Pit			
8	2:07.660	37.496	29.919 190.1	3:15.075								

25 HERNANDEZ				ESP				BMW 320si				I
1	11:08.839	41.758	32.791 183.6	12:23.388	9	43.940	38.185	30.346 186.8	1:52.471			
2	43.509	38.553	30.990 184.9	1:53.052	10	40.877	37.422	30.250 186.5	1:48.549			
3	42.135	38.122	30.815 185.2	1:51.072	11	40.368	37.327	30.202 187.5	1:47.897			
4	41.742	38.080	30.694 184.9	1:50.516	12	40.659	37.675	35.506	1:53.840 Pit			
5	41.084	37.885	30.450 185.5	1:49.419	13	3:12.363	40.266	30.371 184.3	4:23.000			
6	40.974	37.687	30.548 186.2	1:49.209	14	40.346	37.333	30.025 186.2	1:47.704			
7	41.109	38.572	30.538 184.9	1:50.219	15	40.263	37.262	29.852 186.5	1:47.377			
8	41.174	37.847	30.416 185.5	1:49.437								

26 D'ASTE				ITA				BMW 320si				I
1	11:09.726	41.566	34.514 183.0	12:25.806	9	41.333	37.603	30.526 186.8	1:49.462			
2	42.183	38.249	31.639 184.3	1:52.071	10	40.867	37.786	31.530 186.5	1:50.183			
3	42.290	38.648	31.195 183.9	1:52.133	11	40.930	37.741	37.275	1:55.946 Pit			
4	41.138	38.087	30.631 184.6	1:49.856	12	3:06.501	38.072	30.063 186.2	4:14.636			
5	40.945	38.285	30.673 185.5	1:49.903	13	42.291	39.986	32.854 175.0	1:55.131			
6	41.031	37.844	30.426 185.5	1:49.301	14	40.454	37.611	39.026 158.8	1:57.091			
7	41.215	37.975	31.165 185.2	1:50.355	15	43.488	37.728	30.579 186.8	1:51.795			
8	40.657	37.743	30.656 186.8	1:49.056								

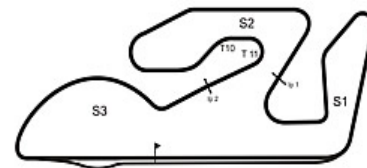


Weather/Track: Bright 18C/Drying 23C

Circuit Length - 4.005 kilometres
Circuit Ricardo Tormo
Valencia

2010 FIA World Touring Car Championship Free Practice 1 - Sector Analysis Report

Lap	S1 Time	S1 Spd	S2 Time	S2 Spd	S3 Time	S3 Spd	Lap Time	Pit	Lap	S1 Time	S1 Spd	S2 Time	S2 Spd	S3 Time	S3 Spd	Lap Time	Pit
39 CAROL ESP SEAT Leon I																	
1	11:22.023		42.622		33.403	186.2	12:38.048		8	7:58.502		37.568		32.422	188.8	9:08.492	
2	43.994		40.251		31.996	186.8	1:56.241		9	39.691		37.364		29.839	189.4	1:46.894	
3	41.769		38.193		30.597	188.8	1:50.559		10	39.673		37.472		29.654	188.4	1:46.799	
4	40.808		38.042		30.319	188.1	1:49.169		11	39.553		37.327		29.744	188.4	1:46.624	
5	40.724		37.677		30.339	188.1	1:48.740		12	39.687		37.253		29.747	188.4	1:46.687	
6	40.447		37.736		30.258	187.8	1:48.441										
7	40.009		37.564		39.555		1:57.128	Pit									
72 TANIGUCHI JPN Chevrolet Lacetti I																	
1	11:18.147		43.461		49.648		12:51.256	Pit	9	42.723		42.485		35.506	187.8	2:00.714	
2	3:41.175		40.632		31.530	186.8	4:53.337		10	41.020		38.933		30.273	191.4	1:50.226	
3	42.784		39.836		31.887	187.8	1:54.507		11	40.510		38.289		30.305	190.1	1:49.104	
4	43.022		39.092		32.369	187.5	1:54.483		12	41.575		39.312		30.208	190.1	1:51.095	
5	42.547		41.554		33.296	183.6	1:57.397		13	40.405		38.245		31.509	191.8	1:50.159	
6	41.393		38.768		30.943	189.4	1:51.104		14	40.086		38.305		30.273	190.1	1:48.664	
7	41.874		38.713		30.526	189.1	1:51.113		15	40.731		38.157		44.061		2:02.949	Pit
8	40.926		37.995		30.336	189.4	1:49.257										

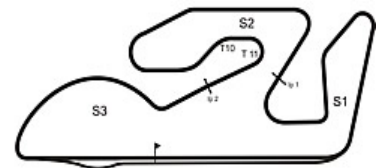


Weather/Track: Bright 18C/Drying 23C

Circuit Length - 4.005 kilometres
Circuit Ricardo Tormo
Valencia

2010 FIA World Touring Car Championship Free Practice 1 - Best Sector Speeds Report

SECTOR 1 POS NO SPEED TRAP AVAILABLE		SECTOR 2 NO SPEED TRAP AVAILABLE		SECTOR 3			
				NO	NAME	SPEED	LAP
				18	BARTH	193.8	12
				5	MICHELISZ	193.5	8
				3	MONTEIRO	193.2	7
				4	GENE	192.5	5
				17	NYKJAER	192.5	8
				1	TARQUINI	192.1	5
				2	CORONEL	191.8	4
				20	O'YOUNG	191.8	10
				72	TANIGUCHI	191.8	13
				24	POULSEN	191.1	11
				6	MULLER	190.1	9
				15	ENGSTLER	189.4	10
				39	CAROL	189.4	9
				21	BENNANI	188.8	8
				8	MENU	188.4	8
				16	ROMANOV	188.4	13
				7	HUFF	188.1	8
				11	PRIAULX	187.8	4
				10	FARFUS	187.5	6
				25	HERNANDEZ	187.5	11
				26	D'ASTE	186.8	8



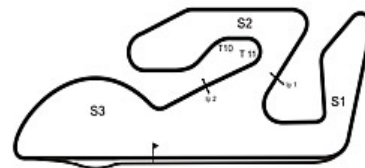
Weather/Track: Bright 18C/Drying 23C

Circuit Length - 4.005 kilometres
Circuit Ricardo Tormo
Valencia

2010 FIA World Touring Car Championship Free Practice 1 - Best Sector Times Report

POS	NO	SECTOR 1		SECTOR 2		SECTOR 3		IDEAL/BEST LAP COMPARISON							
		TIME	LAP	NO	TIME	LAP	NO	TIME	LAP	NO	NAME	IDEAL	BEST	LAP	DIFF
1	7	39.315	10	3	36.692	4	1	29.203	6	10	FARFUS	1:45.458	1:45.509	6	+ 0.051
2	10	39.366	11	8	36.720	7	4	29.354	6	3	MONTEIRO	1:45.479	1:45.871	9	+ 0.392
3	3	39.367	9	10	36.729	6	10	29.363	6	11	PRIAULX	1:45.515	1:45.612	6	+ 0.097
4	11	39.391	6	11	36.729	6	11	29.395	5	8	MENU	1:45.523	1:45.542	7	+ 0.019
5	8	39.401	8	1	36.781	6	2	29.402	4	1	TARQUINI	1:45.524	1:45.822	9	+ 0.298
6	6	39.405	9	7	36.811	5	6	29.402	9	7	HUFF	1:45.540	1:45.663	10	+ 0.123
7	1	39.540	7	4	36.829	6	8	29.402	7	6	MULLER	1:45.701	1:46.042	9	+ 0.341
8	39	39.553	11	2	36.867	6	18	29.413	12	2	CORONEL	1:45.829	1:46.179	6	+ 0.350
9	2	39.560	4	5	36.882	8	7	29.414	10	4	GENE	1:45.961	1:46.138	6	+ 0.177
10	5	39.600	8	6	36.894	8	3	29.420	3	5	MICHELISZ	1:46.106	1:46.106	8	+ 0.000
11	17	39.684	10	24	37.016	9	20	29.526	11	18	BARTH	1:46.199	1:46.484	12	+ 0.285
12	18	39.758	13	18	37.028	9	17	29.602	9	17	NYKJAER	1:46.387	1:46.790	9	+ 0.403
13	4	39.778	8	20	37.042	11	5	29.624	8	39	CAROL	1:46.460	1:46.624	11	+ 0.164
14	20	40.061	12	17	37.101	8	39	29.654	10	20	O'YOUNG	1:46.629	1:46.717	11	+ 0.088
15	15	40.069	9	39	37.253	12	24	29.703	9	24	POULSEN	1:46.876	1:47.254	13	+ 0.378
16	72	40.086	14	25	37.262	15	15	29.760	9	15	ENGSTLER	1:47.344	1:47.344	9	+ 0.000
17	24	40.157	13	21	37.407	15	16	29.834	13	25	HERNANDEZ	1:47.377	1:47.377	15	+ 0.000
18	25	40.263	15	15	37.515	9	25	29.852	15	21	BENNANI	1:47.741	1:47.859	16	+ 0.118
19	21	40.332	16	16	37.566	15	21	30.002	16	16	ROMANOV	1:47.985	1:48.478	13	+ 0.493
20	26	40.454	14	26	37.603	9	26	30.063	12	26	D'ASTE	1:48.120	1:49.056	8	+ 0.936
21	16	40.585	15	72	37.995	8	72	30.208	12	72	TANIGUCHI	1:48.289	1:48.664	14	+ 0.375

'Perfect Lap' - 1:45.210



Weather/Track: Bright 18C/Drying 23C

Circuit Length - 4.005 kilometres
Circuit Ricardo Tormo
Valencia

**2010 FIA World Touring Car Championship
FREE PRACTICE 2**

POS	NO	CLS	DRIVER	NAT	CAR	TIME	LAPS	GAP	KPH
1	2		Tom CORONEL	NED	SEAT Leon TDI	1:44.537	11		137.92
2	8		Alain MENU	SUI	Chevrolet Cruze	1:44.641	10	0.104	137.78
3	7		Robert HUFF	GBR	Chevrolet Cruze	1:45.137	11	0.600	137.13
4	1		Gabriele TARQUINI	ITA	SEAT Leon TDI	1:45.326	12	0.789	136.88
5	6		Yvan MULLER	FRA	Chevrolet Cruze	1:45.415	10	0.878	136.77
6	4		Jordi GENE	ESP	SEAT Leon TDI	1:45.694	12	1.157	136.41
7	24	I	Kristian POULSEN	DEN	BMW 320si	1:46.049	15	1.512	135.95
8	20	I	Darryl O'YOUNG	HKG	Chevrolet Lacetti	1:46.209	12	1.672	135.75
9	39	I	Marc CAROL	ESP	SEAT Leon	1:46.229	12	1.692	135.72
10	3		Tiago MONTEIRO	POR	SEAT Leon TDI	1:46.333	11	1.796	135.59
11	25	I	Sergio HERNANDEZ	ESP	BMW 320si	1:46.389	13	1.852	135.52
12	5		Norbert MICHELISZ	HUN	SEAT Leon TDI	1:46.455	11	1.918	135.43
13	11		Andy PRIAULX	GBR	BMW 320si	1:46.488	14	1.951	135.39
14	10		Augusto FARFUS	BRA	BMW 320si	1:46.509	13	1.972	135.36
15	18		Fredy BARTH	SUI	SEAT Leon TDI	1:46.797	12	2.260	135.00
16	21	I	Mehdi BENNANI	MAR	BMW 320si	1:46.976	14	2.439	134.77
17	17		Michel NYKJAER	DEN	SEAT Leon TDI	1:47.019	12	2.482	134.72
18	72	I	Yukinori TANIGUCHI	JPN	Chevrolet Lacetti	1:47.095	13	2.558	134.62
19	16	I	Andrei ROMANOV	RUS	BMW 320si	1:47.211	15	2.674	134.48
20	26	I	Stefano D'ASTE	ITA	BMW 320si	1:47.679	10	3.142	133.89
21	15	I	Franz ENGSTLER	GER	BMW 320si	1:48.157	12	3.620	133.30

Valencia

For Media Information Purposes - No Regulatory Value.

Circuit Length = 4.0050 km.

Weather/Track: Sun 23C/Dry 33C

Start: 11:15 End: 11:45

Race Director:	Steward:	Timekeeper:	Issued at:
----------------	----------	-------------	------------

2010 FIA World Touring Car Championship

Free Practice 2 - Sector Analysis Report

Lap S1 Time S1 Spd S2 Time S2 Spd S3 Time S3 Spd Lap Time Pit Lap S1 Time S1 Spd S2 Time S2 Spd S3 Time S3 Spd Lap Time Pit

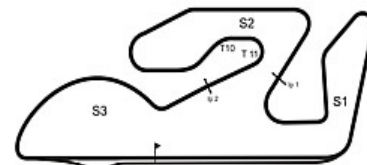
1 TARQUINI				ITA				SEAT Leon TDI			
1	10:55.453	39.728	30.089 191.4	12:05.270	8	43.164	41.525	30.125 191.1	1:54.814		
2	44.073	41.534	29.512 192.1	1:55.119	9	39.862	37.156	29.168 191.4	1:46.186		
3	39.459	36.909	28.958 192.1	1:45.326	10	39.725	37.353	29.272 192.1	1:46.350		
4	45.123	45.421	39.881	2:10.425 Pit	11	41.123	41.597	30.241 191.8	1:52.961		
5	4:09.449	40.321	29.933 188.4	5:19.703	12	39.943	37.364	29.415 192.5	1:46.722		
6	39.714	37.214	50.139	2:07.067 Pit							
7	4:50.613	39.523	29.683 190.1	5:59.819							

2 CORONEL				NED				SEAT Leon TDI			
1	10:57.727	39.834	30.256 192.8	12:07.817	7	4:50.977	39.533	30.032 192.5	6:00.542		
2	39.584	36.954	29.030 192.8	1:45.568	8	39.023	36.587	28.927 190.8	1:44.537		
3	39.475	36.953	29.282 190.1	1:45.710	9	39.216	36.817	38.494	1:54.527 Pit		
4	40.704	38.874	37.836	1:57.414 Pit	10	2:21.850	37.867	29.986 192.8	3:29.703		
5	4:36.442	37.685	29.438 190.4	5:43.565	11	42.949	37.591	29.189 191.4	1:49.729		
6	40.010	38.603	45.784	2:04.397 Pit							

3 MONTEIRO				POR				SEAT Leon TDI			
1	10:56.688	39.996	29.885 190.4	12:06.569	7	40.124	37.532	34.987	1:52.643 Pit		
2	39.885	37.146	29.327 191.1	1:46.358	8	5:56.654	37.834	29.375 190.4	7:03.863		
3	41.056	37.484	29.247 191.1	1:47.787	9	39.741	37.563	29.326 190.4	1:46.630		
4	39.766	37.226	29.341 190.1	1:46.333	10	39.962	37.525	29.349 191.8	1:46.836		
5	41.406	39.818	37.316	1:58.540 Pit	11	40.225	37.903	36.247	1:54.375 Pit		
6	5:29.516	37.922	29.487 189.4	6:36.925							

4 GENE				ESP				SEAT Leon TDI			
1	10:59.505	38.912	30.558 192.1	12:08.975	8	39.570	36.985	29.139 190.8	1:45.694		
2	40.646	37.751	30.795 191.1	1:49.192	9	39.665	38.749	29.916 191.8	1:48.330		
3	41.184	38.815	29.457 192.1	1:49.456	10	39.639	38.626	31.334 192.5	1:49.599		
4	39.993	37.235	29.550 188.8	1:46.778	11	39.836	37.394	29.406 192.1	1:46.636		
5	40.093	38.325	42.209	2:00.627 Pit	12	40.483	37.867	29.610 190.8	1:47.960		
6	7:49.548	42.582	29.252 191.1	9:01.382							
7	40.115	38.200	29.268 191.1	1:47.583							

5 MICHELISZ				HUN				SEAT Leon TDI			
1	11:01.588	44.031	29.827 191.8	12:15.446	7	39.978	37.766	29.521 191.1	1:47.265		
2	39.870	40.499	29.776 191.1	1:50.145	8	40.217	37.528	38.131	1:55.876 Pit		
3	39.777	37.519	29.773 191.1	1:47.069	9	4:07.182	37.489	30.000 192.1	5:14.671		
4	39.949	37.372	29.314 192.8	1:46.635	10	39.645	37.256	29.554 194.2	1:46.455		
5	40.266	44.411	39.958	2:04.635 Pit	11	43.281	39.507	44.932	2:07.720 Pit		
6	6:57.899	39.697	29.545 191.4	8:07.141							



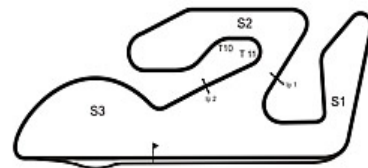
Weather/Track: Sun 23C/Dry 33C

Circuit Length - 4.005 kilometres
Circuit Ricardo Tormo
Valencia

2010 FIA World Touring Car Championship

Free Practice 2 - Sector Analysis Report

Lap	S1 Time	S1 Spd	S2 Time	S2 Spd	S3 Time	S3 Spd	Lap Time	Pit	Lap	S1 Time	S1 Spd	S2 Time	S2 Spd	S3 Time	S3 Spd	Lap Time	Pit
6 MULLER FRA Chevrolet Cruze																	
1	10:53.369		40.183		29.900	188.8	12:03.452		7	6:47.618		39.220		30.368	189.1	7:57.206	
2	39.480		36.988		29.063	189.1	1:45.531		8	39.450		37.149		29.774	189.4	1:46.373	
3	41.311		40.250		41.301		2:02.862	Pit	9	39.257		37.140		38.605		1:55.002	Pit
4	5:12.361		40.818		31.609	187.8	6:24.788		10	2:38.505		44.504		43.730		4:06.739	Pit
5	39.443		36.838		29.134	187.5	1:45.415										
6	40.154		38.554		38.140		1:56.848	Pit									
7 HUFF GBR Chevrolet Cruze																	
1	10:53.687		38.624		29.643	187.5	12:01.954		7	39.257		36.832		29.048	187.5	1:45.137	
2	39.839		37.306		29.476	186.8	1:46.621		8	39.853		39.080		37.727		1:56.660	Pit
3	39.560		37.268		38.845		1:55.673	Pit	9	5:47.531		39.292		30.080	188.4	6:56.903	
4	5:11.964		38.287		29.628	186.8	6:19.879		10	39.321		37.033		29.054	188.4	1:45.408	
5	39.979		37.478		35.833		1:53.290	Pit	11	39.357		37.692		43.931		2:00.980	Pit
6	3:02.570		38.764		30.635	185.8	4:11.969										
8 MENU SUI Chevrolet Cruze																	
1	11:09.882		41.584		33.278	187.5	12:24.744		7	39.086		36.896		29.392	189.1	1:45.374	
2	39.436		37.048		34.667		1:51.151	Pit	8	42.440		40.022		36.079		1:58.541	Pit
3	3:00.790		40.996		30.362	189.1	4:12.148		9	3:45.493		40.205		30.330	188.4	4:56.028	
4	38.906		36.711		29.024	189.8	1:44.641		10	39.224		37.077		29.218	189.4	1:45.519	
5	41.948		39.712		36.665		1:58.325	Pit									
6	6:24.568		42.323		31.171	188.1	7:38.062										
10 FARFUS BRA BMW 320si																	
1	11:07.575		42.718		30.677	185.2	12:20.970		8	3:21.477		40.477		30.168	185.5	4:32.122	
2	39.978		37.175		29.356	187.1	1:46.509		9	39.934		37.319		29.444	185.5	1:46.697	
3	39.956		37.532		29.577	187.5	1:47.065		10	39.946		37.339		36.355		1:53.640	Pit
4	39.801		37.801		36.241		1:53.843	Pit	11	2:52.738		39.879		29.875	185.5	4:02.492	
5	3:24.544		40.647		30.667	184.3	4:35.858		12	39.987		37.517		29.535	186.5	1:47.039	
6	39.806		37.284		29.449	185.2	1:46.539		13	39.694		37.505		39.777		1:56.976	Pit
7	39.834		37.386		36.789		1:54.009	Pit									
11 PRIAULX GBR BMW 320si																	
1	12:32.769		37.750		30.007	185.5	13:40.526		9	39.874		37.192		29.422	185.8	1:46.488	
2	39.959		37.452		29.475	185.8	1:46.886		10	40.086		37.353		35.477		1:52.916	Pit
3	40.090		37.520		29.411	185.8	1:47.021		11	2:33.953		38.516		31.684	185.5	3:44.153	
4	40.044		37.347		29.457	185.8	1:46.848		12	39.915		37.401		29.447	186.8	1:46.763	
5	39.894		37.560		29.399	185.8	1:46.853		13	40.002		37.524		29.439	186.2	1:46.965	
6	40.203		37.631		34.763		1:52.597	Pit	14	40.216		37.625		38.827		1:56.668	Pit
7	4:40.841		37.512		29.516	185.2	5:47.869										
8	40.056		37.465		29.508	185.5	1:47.029										

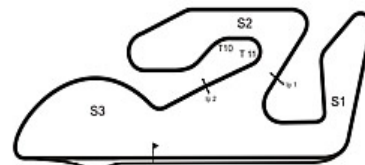


Weather/Track: Sun 23C/Dry 33C

Circuit Length - 4.005 kilometres
Circuit Ricardo Tormo
Valencia

2010 FIA World Touring Car Championship Free Practice 2 - Sector Analysis Report

Lap	S1 Time	S1 Spd	S2 Time	S2 Spd	S3 Time	S3 Spd	Lap Time	Pit	Lap	S1 Time	S1 Spd	S2 Time	S2 Spd	S3 Time	S3 Spd	Lap Time	Pit
15 ENGSTLER GER BMW 320si I																	
1	13:18.491		39.640		30.379	189.1	14:28.510		8	40.792		39.450		36.708		1:56.950	Pit
2	40.588		38.092		29.781	187.8	1:48.461		9	3:34.118		40.298		32.609	187.8	4:47.025	
3	41.824		38.419		40.256		2:00.499	Pit	10	40.464		37.920		29.773	187.8	1:48.157	
4	5:04.682		39.096		32.944	166.4	6:16.722		11	41.446		39.695		29.975	188.4	1:51.116	
5	42.336		38.432		30.074	187.1	1:50.842		12	41.101		40.214		41.095		2:02.410	Pit
6	40.886		37.889		29.916	186.8	1:48.691										
7	40.360		38.093		30.196	185.5	1:48.649										
16 ROMANOV RUS BMW 320si I																	
1	11:12.194		40.820		33.691	184.6	12:26.705		9	40.061		37.748		29.819	186.8	1:47.628	
2	42.313		39.358		30.291	187.8	1:51.962		10	40.529		37.512		29.733	186.8	1:47.774	
3	40.468		37.857		30.130	188.1	1:48.455		11	40.205		37.618		29.819	186.8	1:47.642	
4	40.798		37.923		29.835	189.1	1:48.556		12	40.249		37.768		33.165	178.5	1:51.182	
5	41.035		41.503		29.856	187.1	1:52.394		13	42.794		40.265		29.862	187.8	1:52.921	
6	45.768		38.725		38.775		2:03.268	Pit	14	40.658		42.324		29.989	187.5	1:52.971	
7	5:30.875		38.133		29.829	188.1	6:38.837		15	40.536		37.795		40.992		1:59.323	Pit
8	40.109		37.550		29.552	186.2	1:47.211										
17 NYKJAER DEN SEAT Leon TDI																	
1	11:19.146		41.847		31.910	189.4	12:32.903		8	8:36.489		38.007		29.658	191.4	9:44.154	
2	44.404		40.012		30.441	190.8	1:54.857		9	40.222		47.681		32.607	191.1	2:00.510	
3	40.111		37.419		29.489	189.8	1:47.019		10	40.367		37.662		29.624	191.8	1:47.653	
4	40.369		37.463		29.612	191.8	1:47.444		11	40.345		37.583		29.462	193.5	1:47.390	
5	40.259		37.634		29.638	192.8	1:47.531		12	40.288		37.751		41.570		1:59.609	Pit
6	40.247		37.390		29.510	190.8	1:47.147										
7	40.201		37.304		36.316		1:53.821	Pit									
18 BARTH SUI SEAT Leon TDI																	
1	11:00.158		38.970		31.060	191.4	12:10.188		8	40.198		37.470		48.136		2:05.804	Pit
2	40.028		37.408		29.361	192.5	1:46.797		9	4:34.824		37.688		29.723	189.4	5:42.235	
3	43.291		41.490		31.515	191.8	1:56.296		10	40.496		39.404		29.592	193.5	1:49.492	
4	40.053		38.187		29.671	193.5	1:47.911		11	40.274		37.983		29.536	193.2	1:47.793	
5	39.857		37.584		38.844		1:56.285	Pit	12	40.733		38.043		29.672	193.2	1:48.448	
6	5:09.143		38.894		29.460	191.4	6:17.497										
7	40.273		39.866		32.446	192.1	1:52.585										
20 O'YOUNG HKG Chevrolet Lacetti I																	
1	11:46.092		39.231		30.540	186.2	12:55.863		8	40.180		37.753		29.705	189.4	1:47.638	
2	40.132		37.368		29.894	188.8	1:47.394		9	39.997		37.983		35.738		1:53.718	Pit
3	39.974		37.685		29.890	188.1	1:47.549		10	3:10.359		40.407		31.270	190.1	4:22.036	
4	40.016		37.916		29.658	190.4	1:47.590		11	39.596		37.175		29.438	190.1	1:46.209	
5	40.011		37.666		29.570	189.8	1:47.247		12	41.996		39.737		44.445		2:06.178	Pit
6	42.766		38.041		39.506		2:00.313	Pit									
7	7:10.342		39.934		31.073	189.8	8:21.349										

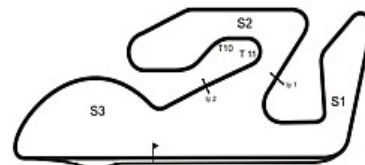


Weather/Track: Sun 23C/Dry 33C

Circuit Length - 4.005 kilometres
Circuit Ricardo Tormo
Valencia

2010 FIA World Touring Car Championship Free Practice 2 - Sector Analysis Report

Lap	S1 Time	S1 Spd	S2 Time	S2 Spd	S3 Time	S3 Spd	Lap Time	Pit	Lap	S1 Time	S1 Spd	S2 Time	S2 Spd	S3 Time	S3 Spd	Lap Time	Pit
21 BENNANI MAR BMW 320si I																	
1	11:10.288		41.394		30.874	187.1	12:22.556		9	40.483		37.613		36.037		1:54.133	Pit
2	40.296		37.715		29.708	188.1	1:47.719		10	2:57.604		40.201		29.884	187.1	4:07.689	
3	40.399		45.365		30.105	187.5	1:55.869		11	39.884		37.447		29.702	186.8	1:47.033	
4	40.601		37.904		29.972	187.1	1:48.477		12	39.993		37.439		29.736	187.8	1:47.168	
5	44.498		38.085		34.989		1:57.572	Pit	13	39.933		37.492		29.551	188.1	1:46.976	
6	2:49.288		40.863		30.895	186.2	4:01.046		14	39.997		37.552		30.108	170.8	1:47.657	
7	40.226		37.481		29.712	186.8	1:47.419										
8	40.262		37.713		29.693	185.5	1:47.668										
24 POULSEN DEN BMW 320si I																	
1	11:20.412		38.464		30.123	190.1	12:28.999		9	40.155		37.140		29.221	190.1	1:46.516	
2	40.620		37.961		29.915	187.5	1:48.496		10	40.867		37.901		29.158	188.8	1:47.926	
3	40.451		37.675		29.727	189.1	1:47.853		11	39.717		37.123		29.209	190.1	1:46.049	
4	40.284		37.826		29.511	188.4	1:47.621		12	39.885		38.080		29.542	188.8	1:47.507	
5	40.681		37.610		29.424	188.4	1:47.715		13	40.305		37.319		29.416	188.1	1:47.040	
6	40.909		39.593		39.102		1:59.604	Pit	14	39.962		37.389		29.270	189.1	1:46.621	
7	5:40.523		38.960		29.812	189.8	6:49.295		15	40.054		37.493		49.823		2:07.370	Pit
8	39.780		37.436		29.200	189.4	1:46.416										
25 HERNANDEZ ESP BMW 320si I																	
1	11:14.704		40.848		32.744	156.2	12:28.296		8	40.766		38.286		34.100		1:53.152	Pit
2	44.364		40.678		31.313	183.9	1:56.355		9	5:52.698		38.429		29.699	183.9	7:00.826	
3	45.506		38.278		29.876	185.2	1:53.660		10	39.763		37.283		29.507	185.5	1:46.553	
4	44.912		44.892		30.944	186.5	2:00.748		11	39.779		37.144		29.516	185.8	1:46.439	
5	40.350		37.608		29.667	187.1	1:47.625		12	39.681		37.325		29.383	185.8	1:46.389	
6	40.071		37.648		29.636	185.2	1:47.355		13	39.973		37.481		29.453	186.2	1:46.907	
7	40.239		37.681		29.683	185.2	1:47.603										
26 D'ASTE ITA BMW 320si I																	
1	11:11.887		40.547		33.808	185.5	12:26.242		7	40.220		38.053		29.585	185.8	1:47.858	
2	42.534		40.498		30.514	186.2	1:53.546		8	40.579		38.990		45.393		2:04.962	Pit
3	40.817		38.274		29.877	185.8	1:48.968		9	5:10.905		38.279		29.717	185.2	6:18.901	
4	40.460		38.339		30.246	185.5	1:49.045		10	40.984		38.503		34.204		1:53.691	Pit
5	40.729		37.899		29.642	185.8	1:48.270										
6	40.284		37.745		29.650	184.9	1:47.679										
39 CAROL ESP SEAT Leon I																	
1	11:01.979		44.430		30.391	189.4	12:16.800		8	40.048		39.265		37.929		1:57.242	Pit
2	39.391		37.602		29.391	189.1	1:46.384		9	5:01.589		37.493		29.624	188.4	6:08.706	
3	39.541		37.345		29.343	189.4	1:46.229		10	39.931		37.509		29.349	187.8	1:46.789	
4	39.590		37.532		29.331	188.8	1:46.453		11	43.098		37.769		29.490	189.4	1:50.357	
5	40.770		45.400		38.406		2:04.576	Pit	12	39.890		37.903		29.867	186.5	1:47.660	
6	5:04.212		38.055		29.801	186.8	6:12.068										
7	39.967		37.620		29.609	187.1	1:47.196										

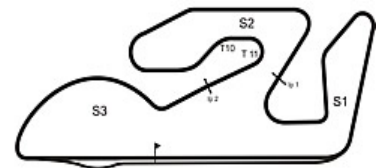


Weather/Track: Sun 23C/Dry 33C

Circuit Length - 4.005 kilometres
Circuit Ricardo Tormo
Valencia

2010 FIA World Touring Car Championship Free Practice 2 - Sector Analysis Report

Lap	S1 Time	S1 Spd	S2 Time	S2 Spd	S3 Time	S3 Spd	Lap Time	Pit	Lap	S1 Time	S1 Spd	S2 Time	S2 Spd	S3 Time	S3 Spd	Lap Time	Pit
72 TANIGUCHI JPN Chevrolet Lacetti I																	
1	12:03.701		38.325		30.948	186.5	13:12.974		8	40.067		37.126		29.902	173.9	1:47.095	
2	40.566		37.837		29.834	188.4	1:48.237		9	40.099		37.447		29.717	189.4	1:47.263	
3	40.219		37.967		30.813	179.7	1:48.999		10	40.882		37.452		42.606		2:00.940	Pit
4	41.857		38.066		30.057	188.8	1:49.980		11	3:40.035		38.423		29.997	189.1	4:48.455	
5	40.416		37.963		30.122	188.8	1:48.501		12	40.349		38.120		30.330	189.4	1:48.799	
6	41.259		39.193		41.514		2:01.966	Pit	13	41.936		38.248		42.486		2:02.670	Pit
7	4:36.997		39.187		29.701	189.4	5:45.885										

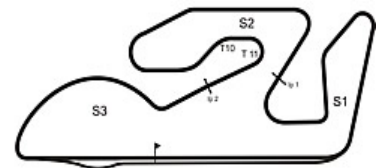


Weather/Track: Sun 23C/Dry 33C

Circuit Length - 4.005 kilometres
Circuit Ricardo Tormo
Valencia

2010 FIA World Touring Car Championship Free Practice 2 - Best Sector Speeds Report

SECTOR 1		SECTOR 2		SECTOR 3			
POS	NO	SPEED	TRAP AVAILABLE	NO	NAME	SPEED	LAP
				5	MICHELISZ	194.2	10
				17	NYKJAER	193.5	11
				18	BARTH	193.5	4
				2	CORONEL	192.8	1
				1	TARQUINI	192.5	12
				4	GENE	192.5	10
				3	MONTEIRO	191.8	10
				20	O'YOUNG	190.4	4
				24	POULSEN	190.1	1
				8	MENU	189.8	4
				6	MULLER	189.4	8
				39	CAROL	189.4	1
				72	TANIGUCHI	189.4	7
				15	ENGSTLER	189.1	1
				16	ROMANOV	189.1	4
				7	HUFF	188.4	9
				21	BENNANI	188.1	2
				10	FARFUS	187.5	3
				25	HERNANDEZ	187.1	5
				11	PRIAULX	186.8	12
				26	D'ASTE	186.2	2



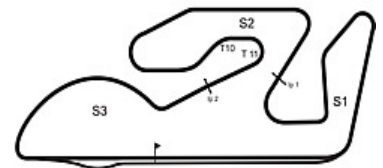
Weather/Track: Sun 23C/Dry 33C

Circuit Length - 4.005 kilometres
Circuit Ricardo Tormo
Valencia

2010 FIA World Touring Car Championship Free Practice 2 - Best Sector Times Report

POS	SECTOR 1			SECTOR 2			SECTOR 3			NO	NAME	IDEAL/BEST LAP COMPARISON			DIFF
	NO	TIME	LAP	NO	TIME	LAP	NO	TIME	LAP			IDEAL	BEST	LAP	
1	8	38.906	4	2	36.587	8	2	28.927	8	2	CORONEL	1:44.537	1:44.537	8	+ 0.000
2	2	39.023	8	8	36.711	4	1	28.958	3	8	MENU	1:44.641	1:44.641	4	+ 0.000
3	6	39.257	9	7	36.832	7	8	29.024	4	7	HUFF	1:45.137	1:45.137	7	+ 0.000
4	7	39.257	7	6	36.838	5	7	29.048	7	6	MULLER	1:45.158	1:45.415	5	+ 0.257
5	39	39.391	2	1	36.909	3	6	29.063	2	1	TARQUINI	1:45.326	1:45.326	3	+ 0.000
6	1	39.459	3	4	36.985	8	4	29.139	8	4	GENE	1:45.694	1:45.694	8	+ 0.000
7	4	39.570	8	24	37.123	11	24	29.158	10	24	POULSEN	1:45.998	1:46.049	11	+ 0.051
8	20	39.596	11	72	37.126	8	3	29.247	3	39	CAROL	1:46.067	1:46.229	3	+ 0.162
9	5	39.645	10	25	37.144	11	5	29.314	4	3	MONTEIRO	1:46.134	1:46.333	4	+ 0.199
10	25	39.681	12	3	37.146	2	39	29.331	4	25	HERNANDEZ	1:46.208	1:46.389	12	+ 0.181
11	10	39.694	13	10	37.175	2	10	29.356	2	20	O'YOUNG	1:46.209	1:46.209	11	+ 0.000
12	24	39.717	11	20	37.175	11	18	29.361	2	5	MICHELISZ	1:46.215	1:46.455	10	+ 0.240
13	3	39.741	9	11	37.192	9	25	29.383	12	10	FARFUS	1:46.225	1:46.509	2	+ 0.284
14	18	39.857	5	5	37.256	10	11	29.399	5	11	PRIAULX	1:46.465	1:46.488	9	+ 0.023
15	11	39.874	9	17	37.304	7	20	29.438	11	18	BARTH	1:46.626	1:46.797	2	+ 0.171
16	21	39.884	11	39	37.345	3	17	29.462	11	21	BENNANI	1:46.874	1:46.976	13	+ 0.102
17	16	40.061	9	18	37.408	2	21	29.551	13	17	NYKJAER	1:46.877	1:47.019	3	+ 0.142
18	72	40.067	8	21	37.439	12	16	29.552	8	72	TANIGUCHI	1:46.894	1:47.095	8	+ 0.201
19	17	40.111	3	16	37.512	10	26	29.585	7	16	ROMANOV	1:47.125	1:47.211	8	+ 0.086
20	26	40.220	7	26	37.745	6	72	29.701	7	26	D'ASTE	1:47.550	1:47.679	6	+ 0.129
21	15	40.360	7	15	37.889	6	15	29.773	10	15	ENGSTLER	1:48.022	1:48.157	10	+ 0.135

'Perfect Lap' - 1:44.420



Weather/Track: Sun 23C/Dry 33C

Circuit Length - 4.005 kilometres
Circuit Ricardo Tormo
Valencia

**2010 FIA World Touring Car Championship
QUALIFYING 1 - PROVISIONAL CLASSIFICATION**

POS	NO	CLS DRIVER	NAT	CAR	TIME	LAPS	GAP	KPH
1	18	Fredy BARTH	SUI	SEAT Leon TDI	1:44.604	8		137.83
2	8	Alain MENU	SUI	Chevrolet Cruze	1:44.710	4	0.106	137.69
3	1	Gabriele TARQUINI	ITA	SEAT Leon TDI	1:44.727	8	0.123	137.67
4	2	Tom CORONEL	NED	SEAT Leon TDI	1:44.789	6	0.185	137.59
5	10	Augusto FARFUS	BRA	BMW 320si	1:44.823	9	0.219	137.54
6	3	Tiago MONTEIRO	POR	SEAT Leon TDI	1:44.869	8	0.265	137.48
7	4	Jordi GENE	ESP	SEAT Leon TDI	1:44.897	7	0.293	137.44
8	6	Yvan MULLER	FRA	Chevrolet Cruze	1:44.922	6	0.318	137.41
9	7	Robert HUFF	GBR	Chevrolet Cruze	1:44.937	7	0.333	137.39
10	11	Andy PRIAULX	GBR	BMW 320si	1:45.313	9	0.709	136.90
11	17	Michel NYKJAER	DEN	SEAT Leon TDI	1:45.339	10	0.735	136.87
12	24	I Kristian POULSEN	DEN	BMW 320si	1:45.607	9	1.003	136.52
13	5	Norbert MICHELISZ	HUN	SEAT Leon TDI	1:45.741	6	1.137	136.35
14	39	I Marc CAROL	ESP	SEAT Leon	1:45.837	8	1.233	136.22
15	20	I Darryl O'YOUNG	HKG	Chevrolet Lacetti	1:46.017	6	1.413	135.99
16	25	I Sergio HERNANDEZ	ESP	BMW 320si	1:46.116	9	1.512	135.87
17	21	I Mehdi BENNANI	MAR	BMW 320si	1:46.419	9	1.815	135.48
18	15	I Franz ENGSTLER	GER	BMW 320si	1:46.717	4	2.113	135.10
19	26	I Stefano D'ASTE	ITA	BMW 320si	1:46.783	9	2.179	135.02
20	72	I Yukinori TANIGUCHI	JPN	Chevrolet Lacetti	1:46.997	7	2.393	134.75
21	16	I Andrei ROMANOV	RUS	BMW 320si	1:47.344	8	2.740	134.31

QUALIFICATION MAXIMA 1:51.926

Subject to technical scrutineering. For Media Information Purposes - No Regulatory Value.

Weather/Track: Bright 25C/Dry 29C

Valencia

Circuit Length = 4.0050 km.

Start: 15:00 End: 15:20

Race Director:	Steward:	Timekeeper:	Issued at:
----------------	----------	-------------	------------

**2010 FIA World Touring Car Championship
QUALIFYING 1 RESULT**

POS	NO	CLS	DRIVER	NAT	CAR	TIME	LAPS	GAP	KPH
1	18		Fredy BARTH	SUI	SEAT Leon TDI	1:44.604	8		137.83
2	8		Alain MENU	SUI	Chevrolet Cruze	1:44.710	4	0.106	137.69
3	1		Gabriele TARQUINI	ITA	SEAT Leon TDI	1:44.727	8	0.123	137.67
4	2		Tom CORONEL	NED	SEAT Leon TDI	1:44.789	6	0.185	137.59
5	10		Augusto FARFUS	BRA	BMW 320si	1:44.823	9	0.219	137.54
6	3		Tiago MONTEIRO	POR	SEAT Leon TDI	1:44.869	8	0.265	137.48
7	4		Jordi GENE	ESP	SEAT Leon TDI	1:44.897	7	0.293	137.44
8	6		Yvan MULLER	FRA	Chevrolet Cruze	1:44.922	6	0.318	137.41
9	7		Robert HUFF	GBR	Chevrolet Cruze	1:44.937	7	0.333	137.39
10	11		Andy PRIAULX	GBR	BMW 320si	1:45.313	9	0.709	136.90
11	17		Michel NYKJAER	DEN	SEAT Leon TDI	1:45.339	10	0.735	136.87
12	24	I	Kristian POULSEN	DEN	BMW 320si	1:45.607	9	1.003	136.52
13	5		Norbert MICHELISZ	HUN	SEAT Leon TDI	1:45.741	6	1.137	136.35
14	39	I	Marc CAROL	ESP	SEAT Leon	1:45.837	8	1.233	136.22
15	20	I	Darryl O'YOUNG	HKG	Chevrolet Lacetti	1:46.017	6	1.413	135.99
16	25	I	Sergio HERNANDEZ	ESP	BMW 320si	1:46.116	9	1.512	135.87
17	21	I	Mehdi BENNANI	MAR	BMW 320si	1:46.419	9	1.815	135.48
18	15	I	Franz ENGSTLER	GER	BMW 320si	1:46.717	4	2.113	135.10
19	26	I	Stefano D'ASTE	ITA	BMW 320si	1:46.783	9	2.179	135.02
20	72	I	Yukinori TANIGUCHI	JPN	Chevrolet Lacetti	1:46.997	7	2.393	134.75
21	16	I	Andrei ROMANOV	RUS	BMW 320si	1:47.344	8	2.740	134.31

QUALIFICATION MAXIMA 1:51.926

Valencia

Circuit Length = 4.0050 km.

Start: 15:00 End: 15:20

Weather/Track: Bright 25C/Dry 29C

Steward:	Steward:	Steward:	Issued at:
----------	----------	----------	------------

**2010 FIA World Touring Car Championship
QUALIFYING 2 RESULT**

POS	NO	CLS DRIVER	NAT	CAR	TIME	LAPS	GAP	KPH
1	1	Gabriele TARQUINI	ITA	SEAT Leon TDI	1:44.111	4		138.48
2	7	Robert HUFF	GBR	Chevrolet Cruze	1:44.193	5	0.082	138.37
3	6	Yvan MULLER	FRA	Chevrolet Cruze	1:44.258	5	0.147	138.29
4	8	Alain MENU	SUI	Chevrolet Cruze	1:44.439	3	0.328	138.05
5	3	Tiago MONTEIRO	POR	SEAT Leon TDI	1:44.468	4	0.357	138.01
6	2	Tom CORONEL	NED	SEAT Leon TDI	1:44.525	5	0.414	137.93
7	4	Jordi GENE	ESP	SEAT Leon TDI	1:44.773	5	0.662	137.61
8	18	Fredy BARTH	SUI	SEAT Leon TDI	1:45.070	3	0.959	137.22
9	10	Augusto FARFUS	BRA	BMW 320si	1:45.205	3	1.094	137.04
10	11	Andy PRIAULX	GBR	BMW 320si	1:45.416	4	1.305	136.77

Valencia

Circuit Length = 4.0050 km.

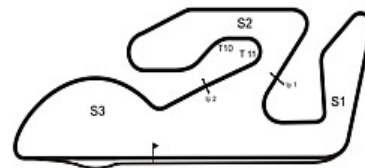
Start: 15:25 End: 15:35

Weather/Track: Bright 24C/Dry 28C

Steward:	Steward:	Steward:	Issued at:
----------	----------	----------	------------

2010 FIA World Touring Car Championship Qualifying 1 - Sector Analysis Report

Lap	S1 Time	S1 Spd	S2 Time	S2 Spd	S3 Time	S3 Spd	Lap Time	Pit	Lap	S1 Time	S1 Spd	S2 Time	S2 Spd	S3 Time	S3 Spd	Lap Time	Pit
1 TARQUINI ITA SEAT Leon TDI																	
1	57.361		39.158		31.087	188.4	2:07.606		6	3:09.131		41.285		29.546	190.1	4:19.962	
2	40.257		37.488		39.584		1:57.329	Pit	7	39.269		36.627		28.831	191.8	1:44.727	
3	2:49.734		41.462		29.911	191.1	4:01.107		8	46.421		39.207		42.652		2:08.280	Pit
4	39.593		36.925		28.883	191.8	1:45.401										
5	40.774		39.705		38.604		1:59.083	Pit									
2 CORONEL NED SEAT Leon TDI																	
1	6:55.391		42.556		29.694	192.1	8:07.641		5	39.008		36.822		28.959	190.4	1:44.789	
2	39.433		37.299		29.032	191.1	1:45.764		6	46.188		47.593		42.649		2:16.430	Pit
3	40.687		39.399		40.239		2:00.325	Pit									
4	3:06.896		41.878		30.001	192.1	4:18.775										
3 MONTEIRO POR SEAT Leon TDI																	
1	59.305		39.025		30.493	189.8	2:08.823		6	3:18.774		38.678		31.038	191.1	4:28.490	
2	41.608		39.886		39.189		2:00.683	Pit	7	39.039		36.722		29.108	190.4	1:44.869	
3	2:46.799		42.640		30.230	191.1	3:59.669		8	39.366		38.384		39.599		1:57.349	Pit
4	39.444		37.243		29.161	191.1	1:45.848										
5	40.114		39.465		40.250		1:59.829	Pit									
4 GENE ESP SEAT Leon TDI																	
1	1:00.363		38.891		30.414	190.1	2:09.668		5	41.949		39.601		39.845		2:01.395	Pit
2	40.043		37.276		40.842		1:58.161	Pit	6	6:52.333		38.359		30.084	190.1	8:00.776	
3	2:51.419		40.461		30.600	191.4	4:02.480		7	42.930		47.796		46.061		2:16.787	Pit
4	39.127		36.804		28.966	191.4	1:44.897										
5 MICHELISZ HUN SEAT Leon TDI																	
1	1:06.980		41.661		33.783	191.4	2:22.424		5	40.628		44.207		29.894	191.1	1:54.729	
2	39.543		37.041		29.495	191.4	1:46.079		6	39.612		36.993		29.136	191.8	1:45.741	
3	40.147		37.686		39.184		1:57.017	Pit									
4	2:23.454		39.958		34.544	190.8	3:37.956										
6 MULLER FRA Chevrolet Cruze																	
1	58.828		41.786		32.915	188.8	2:13.529		5	39.119		36.772		29.031	188.8	1:44.922	
2	39.262		36.817		28.962	189.4	1:45.041		6	39.118		36.924		29.019	188.8	1:45.061	
3	39.169		37.172		39.652		1:55.993	Pit									
4	9:58.180		47.313		31.451	189.1	11:16.944										
7 HUFF GBR Chevrolet Cruze																	
1	54.994		38.111		37.698		2:10.803	Pit	5	5:13.441		47.350		30.144	189.1	6:30.935	
2	3:25.386		44.254		30.187	188.8	4:39.827		6	39.062		36.823		29.052	189.1	1:44.937	
3	39.321		36.753		29.014	189.1	1:45.088		7	42.960		41.837		39.537		2:04.334	Pit
4	41.298		40.528		41.089		2:02.915	Pit									

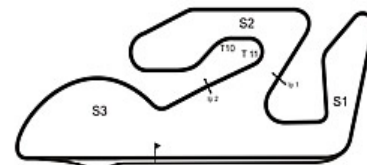


Weather/Track: Bright 25C/Dry 29C

Circuit Length - 4.005 kilometres
Circuit Ricardo Tormo
Valencia

2010 FIA World Touring Car Championship Qualifying 1 - Sector Analysis Report

Lap	S1 Time	S1 Spd	S2 Time	S2 Spd	S3 Time	S3 Spd	Lap Time	Pit	Lap	S1 Time	S1 Spd	S2 Time	S2 Spd	S3 Time	S3 Spd	Lap Time	Pit
8 MENU SUI Chevrolet Cruze																	
1	56.986		38.979		36.754		2:12.719	Pit	4	42.030		40.143		40.336		2:02.509	Pit
2	3:23.954		41.356		30.108	188.8	4:35.418										
3	39.104		36.677		28.929	189.1	1:44.710										
10 FARFUS BRA BMW 320si																	
1	1:05.788		40.835		33.182	187.8	2:19.805		6	39.363		36.760		29.064	186.8	1:45.187	
2	39.478		36.937		29.420	186.2	1:45.835		7	39.627		40.013		35.852		1:55.492	Pit
3	39.603		37.203		40.153		1:56.959	Pit	8	2:10.069		39.423		29.711	187.1	3:19.203	
4	2:19.145		40.310		29.422	187.5	3:28.877		9	39.185		36.594		29.044	187.1	1:44.823	
5	42.855		42.493		31.516	186.5	1:56.864										
11 PRIAULX GBR BMW 320si																	
1	1:08.638		42.578		33.123	187.8	2:24.339		6	39.323		36.764		29.226	185.8	1:45.313	
2	39.867		37.129		29.311	187.5	1:46.307		7	42.715		37.077		35.998		1:55.790	Pit
3	39.669		37.261		29.413	186.8	1:46.343		8	2:37.638		38.011		29.326	186.8	3:44.975	
4	39.982		37.429		34.684		1:52.095	Pit	9	39.535		36.837		34.191		1:50.563	Pit
5	3:08.294		39.775		30.413	187.5	4:18.482										
15 ENGSTLER GER BMW 320si																	
1	1:13.911		44.475		35.790	188.4	2:34.176		4	46.650		46.021		31.240	187.8	2:03.911	
2	40.063		37.331		29.323	187.8	1:46.717										
3	39.767		37.479		29.508	186.8	1:46.754										
16 ROMANOV RUS BMW 320si																	
1	1:15.078		43.184		34.900	186.5	2:33.162		6	40.168		37.767		29.537	186.8	1:47.472	
2	40.570		38.442		29.661	187.5	1:48.673		7	40.054		37.539		29.751	186.5	1:47.344	
3	40.451		37.741		39.471		1:57.663	Pit	8	44.205		43.400		37.957		2:05.562	Pit
4	4:20.568		46.118		34.557	185.8	5:41.243										
5	40.375		37.486		29.767	186.5	1:47.628										
17 NYKJAER DEN SEAT Leon TDI																	
1	1:01.992		38.984		30.376	192.1	2:11.352		7	2:13.095		43.008		33.046	190.8	3:29.149	
2	39.852		37.055		29.280	190.8	1:46.187		8	39.358		36.943		29.038	191.1	1:45.339	
3	39.972		38.426		40.681		1:59.079	Pit	9	39.384		37.024		29.387	190.8	1:45.795	
4	2:07.004		37.328		29.264	191.4	3:13.596		10	39.830		41.102		42.361		2:03.293	Pit
5	40.210		37.347		29.207	191.8	1:46.764										
6	40.301		37.427		35.252		1:52.980	Pit									
18 BARTH SUI SEAT Leon TDI																	
1	1:02.795		39.151		33.070	192.5	2:15.016		6	2:46.355		51.049		29.256	192.5	4:06.660	
2	39.445		36.934		28.996	192.1	1:45.375		7	39.006		36.661		28.937	191.1	1:44.604	
3	39.372		37.107		41.320		1:57.799	Pit	8	42.620		43.133		41.379		2:07.132	Pit
4	2:15.261		37.116		29.163	193.2	3:21.540										
5	40.210		42.676		44.803		2:07.689	Pit									

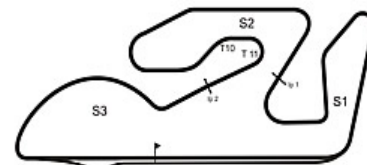


Weather/Track: Bright 25C/Dry 29C

Circuit Length - 4.005 kilometres
Circuit Ricardo Tormo
Valencia

2010 FIA World Touring Car Championship Qualifying 1 - Sector Analysis Report

Lap	S1 Time	S1 Spd	S2 Time	S2 Spd	S3 Time	S3 Spd	Lap Time	Pit	Lap	S1 Time	S1 Spd	S2 Time	S2 Spd	S3 Time	S3 Spd	Lap Time	Pit
20 O'YOUNG HKG Chevrolet Lacetti I																	
1	1:41.183		39.275		30.253	189.4	2:50.711		5	39.368		37.340		29.309	188.1	1:46.017	
2	39.598		37.321		29.487	188.4	1:46.406		6	39.786		38.888		43.197		2:01.871	Pit
3	40.317		38.734		39.890		1:58.941	Pit									
4	8:21.506		45.814		30.385	190.1	9:37.705										
21 BENNANI MAR BMW 320si I																	
1	1:10.018		42.578		34.504	186.5	2:27.100		6	40.131		37.362		29.479	186.8	1:46.972	
2	40.372		38.025		29.806	187.5	1:48.203		7	40.116		37.301		35.538		1:52.955	Pit
3	40.324		37.805		29.708	187.1	1:47.837		8	2:27.575		37.886		29.597	187.5	3:35.058	
4	40.344		38.056		36.590		1:54.990	Pit	9	39.809		37.244		29.366	186.2	1:46.419	
5	3:12.334		39.023		30.095	186.2	4:21.452										
24 POULSEN DEN BMW 320si I																	
1	1:14.600		43.299		34.590	186.8	2:32.489		6	2:32.656		38.878		29.540	187.5	3:41.074	
2	39.874		37.160		29.163	188.4	1:46.197		7	39.573		36.906		29.128	188.4	1:45.607	
3	40.223		37.470		37.810		1:55.503	Pit	8	39.554		36.929		29.290	189.1	1:45.773	
4	2:44.821		39.752		30.466	185.5	3:55.039		9	39.682		37.103		43.222		2:00.007	Pit
5	41.802		38.186		36.260		1:56.248	Pit									
25 HERNANDEZ ESP BMW 320si I																	
1	1:09.164		42.433		33.395	186.2	2:24.992		6	39.775		37.032		29.414	184.9	1:46.221	
2	40.310		37.338		29.622	185.8	1:47.270		7	39.742		37.314		29.380	185.5	1:46.436	
3	40.324		39.767		29.748	186.8	1:49.839		8	39.706		37.130		29.280	185.8	1:46.116	
4	41.622		38.157		35.173		1:54.952	Pit	9	42.547		38.306		34.809		1:55.662	Pit
5	4:08.562		39.493		29.602	185.8	5:17.657										
26 D'ASTE ITA BMW 320si I																	
1	1:09.603		42.428		33.655	185.2	2:25.686		6	39.869		37.594		29.486	184.6	1:46.949	
2	40.206		37.749		30.496	185.5	1:48.451		7	39.874		37.462		29.447	184.9	1:46.783	
3	40.240		37.637		29.762	184.6	1:47.639		8	39.809		40.590		36.502	185.2	1:56.901	
4	40.856		40.371		36.932		1:58.159	Pit	9	40.005		37.599		29.382	184.9	1:46.986	
5	4:19.428		38.676		29.737	185.2	5:27.841										
39 CAROL ESP SEAT Leon I																	
1	1:03.851		39.964		32.763	188.1	2:16.578		6	40.550		39.930		29.353	188.8	1:49.833	
2	39.852		37.232		29.317	187.8	1:46.401		7	39.419		37.060		29.358	188.4	1:45.837	
3	39.557		37.330		29.387	187.5	1:46.274		8	39.918		37.477		34.300		1:51.695	Pit
4	41.222		38.596		36.420		1:56.238	Pit									
5	2:58.370		44.601		36.067	188.1	4:19.038										

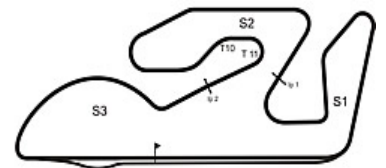


Weather/Track: Bright 25C/Dry 29C

Circuit Length - 4.005 kilometres
Circuit Ricardo Tormo
Valencia

2010 FIA World Touring Car Championship Qualifying 1 - Sector Analysis Report

Lap	S1 Time	S1 Spd	S2 Time	S2 Spd	S3 Time	S3 Spd	Lap Time	Pit	Lap	S1 Time	S1 Spd	S2 Time	S2 Spd	S3 Time	S3 Spd	Lap Time	Pit
72 TANIGUCHI JPN Chevrolet Lacetti I																	
1	1:12.330		41.146		35.714	188.4	2:29.190		5	39.941		37.535		29.521	189.4	1:46.997	
2	40.280		37.737		29.866	188.8	1:47.883		6	40.136		37.905		29.554	189.1	1:47.595	
3	39.938		37.772		37.901		1:55.611	Pit	7	40.375		42.718		41.221		2:04.314	Pit
4	3:25.996		37.982		29.881	188.4	4:33.859										

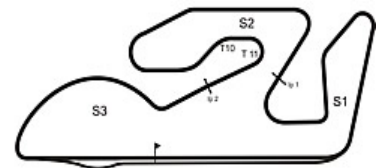


Weather/Track: Bright 25C/Dry 29C

Circuit Length - 4.005 kilometres
Circuit Ricardo Tormo
Valencia

2010 FIA World Touring Car Championship Qualifying 1 - Best Sector Speeds Report

SECTOR 1		SECTOR 2		SECTOR 3			
POS	NO	SPEED	TRAP AVAILABLE	NO	NAME	SPEED	LAP
				18	BARTH	193.2	4
				2	CORONEL	192.1	1
				17	NYKJAER	192.1	1
				1	TARQUINI	191.8	4
				5	MICHELISZ	191.8	6
				4	GENE	191.4	3
				3	MONTEIRO	191.1	3
				20	O'YOUNG	190.1	4
				6	MULLER	189.4	2
				72	TANIGUCHI	189.4	5
				7	HUFF	189.1	3
				8	MENU	189.1	3
				24	POULSEN	189.1	8
				39	CAROL	188.8	6
				15	ENGSTLER	188.4	1
				10	FARFUS	187.8	1
				11	PRIAULX	187.8	1
				16	ROMANOV	187.5	2
				21	BENNANI	187.5	2
				25	HERNANDEZ	186.8	3
				26	D'ASTE	185.5	2



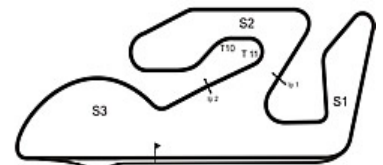
Weather/Track: Bright 25C/Dry 29C

Circuit Length - 4.005 kilometres
Circuit Ricardo Tormo
Valencia

2010 FIA World Touring Car Championship Qualifying 1 - Best Sector Times Report

POS	NO	SECTOR 1		SECTOR 2		SECTOR 3		IDEAL/BEST LAP COMPARISON							
		TIME	LAP	NO	TIME	LAP	NO	TIME	LAP	NO	NAME	IDEAL	BEST	LAP	DIFF
1	18	39.006	7	10	36.594	9	1	28.831	7	18	BARTH	1:44.604	1:44.604	7	+ 0.000
2	2	39.008	5	1	36.627	7	8	28.929	3	8	MENU	1:44.710	1:44.710	3	+ 0.000
3	3	39.039	7	18	36.661	7	18	28.937	7	1	TARQUINI	1:44.727	1:44.727	7	+ 0.000
4	7	39.062	6	8	36.677	3	2	28.959	5	2	CORONEL	1:44.789	1:44.789	5	+ 0.000
5	8	39.104	3	3	36.722	7	6	28.962	2	10	FARFUS	1:44.823	1:44.823	9	+ 0.000
6	6	39.118	6	7	36.753	3	4	28.966	4	7	HUFF	1:44.829	1:44.937	6	+ 0.108
7	4	39.127	4	11	36.764	6	7	29.014	3	6	MULLER	1:44.852	1:44.922	5	+ 0.070
8	10	39.185	9	6	36.772	5	17	29.038	8	3	MONTEIRO	1:44.869	1:44.869	7	+ 0.000
9	1	39.269	7	4	36.804	4	10	29.044	9	4	GENE	1:44.897	1:44.897	4	+ 0.000
10	11	39.323	6	2	36.822	5	3	29.108	7	11	PRIAULX	1:45.313	1:45.313	6	+ 0.000
11	17	39.358	8	24	36.906	7	24	29.128	7	17	NYKJAER	1:45.339	1:45.339	8	+ 0.000
12	20	39.368	5	17	36.943	8	5	29.136	6	24	POULSEN	1:45.588	1:45.607	7	+ 0.019
13	39	39.419	7	5	36.993	6	11	29.226	6	5	MICHELISZ	1:45.672	1:45.741	6	+ 0.069
14	5	39.543	2	25	37.032	6	25	29.280	8	39	CAROL	1:45.796	1:45.837	7	+ 0.041
15	24	39.554	8	39	37.060	7	20	29.309	5	20	O'YOUNG	1:45.998	1:46.017	5	+ 0.019
16	25	39.706	8	21	37.244	9	39	29.317	2	25	HERNANDEZ	1:46.018	1:46.116	8	+ 0.098
17	15	39.767	3	20	37.321	2	15	29.323	2	21	BENNANI	1:46.419	1:46.419	9	+ 0.000
18	21	39.809	9	15	37.331	2	21	29.366	9	15	ENGSTLER	1:46.421	1:46.717	2	+ 0.296
19	26	39.809	8	26	37.462	7	26	29.382	9	26	D'ASTE	1:46.653	1:46.783	7	+ 0.130
20	72	39.938	3	16	37.486	5	72	29.521	5	72	TANIGUCHI	1:46.994	1:46.997	5	+ 0.003
21	16	40.054	7	72	37.535	5	16	29.537	6	16	ROMANOV	1:47.077	1:47.344	7	+ 0.267

'Perfect Lap' - 1:44.431



Weather/Track: Bright 25C/Dry 29C

Circuit Length - 4.005 kilometres
Circuit Ricardo Tormo
Valencia

**2010 FIA World Touring Car Championship
QUALIFYING 2 - PROVISIONAL CLASSIFICATION**

POS	NO	CLS DRIVER	NAT	CAR	TIME	LAPS	GAP	KPH
1	1	Gabriele TARQUINI	ITA	SEAT Leon TDI	1:44.111	4		138.48
2	7	Robert HUFF	GBR	Chevrolet Cruze	1:44.193	5	0.082	138.37
3	6	Yvan MULLER	FRA	Chevrolet Cruze	1:44.258	5	0.147	138.29
4	8	Alain MENU	SUI	Chevrolet Cruze	1:44.439	3	0.328	138.05
5	3	Tiago MONTEIRO	POR	SEAT Leon TDI	1:44.468	4	0.357	138.01
6	2	Tom CORONEL	NED	SEAT Leon TDI	1:44.525	5	0.414	137.93
7	4	Jordi GENE	ESP	SEAT Leon TDI	1:44.773	5	0.662	137.61
8	18	Fredy BARTH	SUI	SEAT Leon TDI	1:45.070	3	0.959	137.22
9	10	Augusto FARFUS	BRA	BMW 320si	1:45.205	3	1.094	137.04
10	11	Andy PRIAULX	GBR	BMW 320si	1:45.416	4	1.305	136.77

Subject to technical scrutineering. For Media Information Purposes - No Regulatory Value.

Weather/Track: Bright 24C/Dry 28C

Valencia

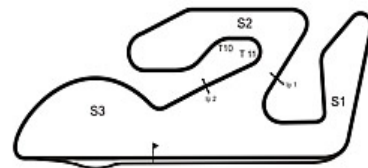
Circuit Length = 4.0050 km.

Start: 15:25 End: 15:35

Race Director:	Steward:	Timekeeper:	Issued at:
----------------	----------	-------------	------------

2010 FIA World Touring Car Championship Qualifying 2 - Sector Analysis Report

Lap	S1 Time	S1 Spd	S2 Time	S2 Spd	S3 Time	S3 Spd	Lap Time	Pit	Lap	S1 Time	S1 Spd	S2 Time	S2 Spd	S3 Time	S3 Spd	Lap Time	Pit
1 TARQUINI ITA SEAT Leon TDI																	
1	10:51.647		41.919		30.960	191.4	12:04.526		4	2:18.319		40.080		29.797	191.1	3:28.196	
2	38.986		36.406		28.719	192.5	1:44.111										
3	39.702		37.422		35.734		1:52.858	Pit									
2 CORONEL NED SEAT Leon TDI																	
1	10:52.601		43.037		30.674	192.5	12:06.312		4	2:16.876		40.779		29.941	191.8	3:27.596	
2	38.871		36.658		28.996	190.8	1:44.525		5	39.104		36.664		28.978	190.8	1:44.746	
3	39.410		37.607		36.229		1:53.246	Pit									
3 MONTEIRO POR SEAT Leon TDI																	
1	10:53.414		43.082		30.790	192.5	12:07.286		4	2:16.508		40.806		29.683	191.8	3:26.997	
2	38.874		36.577		29.017	190.8	1:44.468										
3	39.929		37.465		36.462		1:53.856	Pit									
4 GENE ESP SEAT Leon TDI																	
1	11:11.733		38.845		29.211	191.8	12:19.789		4	2:18.223		38.751		29.905	190.8	3:26.879	
2	39.090		36.767		29.038	189.4	1:44.895		5	39.103		36.852		28.818	191.1	1:44.773	
3	39.393		36.850		34.624		1:50.867	Pit									
6 MULLER FRA Chevrolet Cruze																	
1	11:10.653		38.037		29.892	189.8	12:18.582		4	2:30.591		38.067		29.454	189.4	3:38.112	
2	38.753		36.943		28.863	189.1	1:44.559		5	38.741		36.617		28.900	189.4	1:44.258	
3	39.022		36.906		34.138		1:50.066	Pit									
7 HUFF GBR Chevrolet Cruze																	
1	10:48.130		40.206		30.893	188.4	11:59.229		4	2:19.953		39.082		30.271	189.1	3:29.306	
2	39.143		36.569		28.909	189.4	1:44.621		5	38.964		36.536		28.693	189.1	1:44.193	
3	39.320		37.821		36.017		1:53.158	Pit									
8 MENU SUI Chevrolet Cruze																	
1	10:49.321		40.837		32.727	189.4	12:02.885		3	39.712		38.653		44.297		2:02.662	Pit
2	38.949		36.734		28.756	188.8	1:44.439										
10 FARFUS BRA BMW 320si																	
1	15:32.354		40.945		29.680	186.8	16:42.979		3	39.229		36.813		29.314	186.8	1:45.356	
2	39.367		36.693		29.145	186.5	1:45.205										
11 PRIAULX GBR BMW 320si																	
1	10:54.105		43.041		31.089	188.4	12:08.235		4	39.681		36.735		29.000	187.1	1:45.416	
2	39.111		37.498		33.682		1:50.291	Pit									
3	3:35.791		38.812		29.260	187.5	4:43.863										



Weather/Track: Bright 24C/Dry 28C

Circuit Length - 4.005 kilometres
Circuit Ricardo Tormo
Valencia

2010 FIA World Touring Car Championship Qualifying 2 - Sector Analysis Report

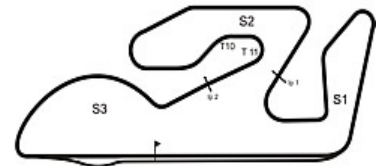
Lap S1 Time S1 Spd S2 Time S2 Spd S3 Time S3 Spd Lap Time Pit Lap S1 Time S1 Spd S2 Time S2 Spd S3 Time S3 Spd Lap Time Pit

18 BARTH

SUI

SEAT Leon TDI

1	13:12.156	41.482	29.561	192.1	14:23.199	3	39.339	39.011	43.100	2:01.450 Pit
2	39.356	36.718	28.996	192.8	1:45.070					

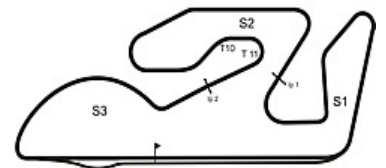


Weather/Track: Bright 24C/Dry 28C

Circuit Length - 4.005 kilometres
Circuit Ricardo Tormo
Valencia

2010 FIA World Touring Car Championship Qualifying 2 - Best Sector Speeds Report

SECTOR 1		SECTOR 2		SECTOR 3			
POS	NO	SPEED	TRAP AVAILABLE	NO	NAME	SPEED	LAP
				18	BARTH	192.8	2
				1	TARQUINI	192.5	2
				2	CORONEL	192.5	1
				3	MONTEIRO	192.5	1
				4	GENE	191.8	1
				6	MULLER	189.8	1
				7	HUFF	189.4	2
				8	MENU	189.4	1
				11	PRIAULX	188.4	1
				10	FARFUS	186.8	1



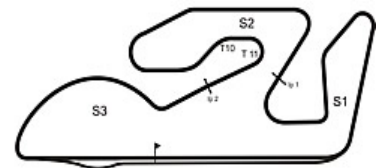
Weather/Track: Bright 24C/Dry 28C

Circuit Length - 4.005 kilometres
Circuit Ricardo Tormo
Valencia

2010 FIA World Touring Car Championship Qualifying 2 - Best Sector Times Report

POS	NO	SECTOR 1		SECTOR 2		SECTOR 3		IDEAL/BEST LAP COMPARISON							
		TIME	LAP	NO	TIME	LAP	NO	TIME	LAP	NO	NAME	IDEAL	BEST	LAP	DIFF
1	6	38.741	5	1	36.406	2	7	28.693	5	1	TARQUINI	1:44.111	1:44.111	2	+ 0.000
2	2	38.871	2	7	36.536	5	1	28.719	2	7	HUFF	1:44.193	1:44.193	5	+ 0.000
3	3	38.874	2	3	36.577	2	8	28.756	2	6	MULLER	1:44.221	1:44.258	5	+ 0.037
4	8	38.949	2	6	36.617	5	4	28.818	5	8	MENU	1:44.439	1:44.439	2	+ 0.000
5	7	38.964	5	2	36.658	2	6	28.863	2	3	MONTEIRO	1:44.468	1:44.468	2	+ 0.000
6	1	38.986	2	10	36.693	2	2	28.978	5	2	CORONEL	1:44.507	1:44.525	2	+ 0.018
7	4	39.090	2	18	36.718	2	18	28.996	2	4	GENE	1:44.675	1:44.773	5	+ 0.098
8	11	39.111	2	8	36.734	2	11	29.000	4	11	PRIAULX	1:44.846	1:45.416	4	+ 0.570
9	10	39.229	3	11	36.735	4	3	29.017	2	18	BARTH	1:45.053	1:45.070	2	+ 0.017
10	18	39.339	3	4	36.767	2	10	29.145	2	10	FARFUS	1:45.067	1:45.205	2	+ 0.138

'Perfect Lap' - 1:43.840



Weather/Track: Bright 24C/Dry 28C

Circuit Length - 4.005 kilometres
Circuit Ricardo Tormo
Valencia

**2010 FIA World Touring Car Championship
COMBINED QUALIFYING RESULT**

POS	NO	CLS	DRIVER	NAT	CAR	Q1	Q2
1	1		Gabriele TARQUINI	ITA	SEAT Leon TDI	1:44.727	1:44.111
2	7		Robert HUFF	GBR	Chevrolet Cruze	1:44.937	1:44.193
3	6		Yvan MULLER	FRA	Chevrolet Cruze	1:44.922	1:44.258
4	8		Alain MENU	SUI	Chevrolet Cruze	1:44.710	1:44.439
5	3		Tiago MONTEIRO	POR	SEAT Leon TDI	1:44.869	1:44.468
6	2		Tom CORONEL	NED	SEAT Leon TDI	1:44.789	1:44.525
7	4		Jordi GENE	ESP	SEAT Leon TDI	1:44.897	1:44.773
8	18		Fredy BARTH	SUI	SEAT Leon TDI	1:44.604	1:45.070
9	10		Augusto FARFUS	BRA	BMW 320si	1:44.823	1:45.205
10	11		Andy PRIAULX	GBR	BMW 320si	1:45.313	1:45.416
11	17		Michel NYKJAER	DEN	SEAT Leon TDI	1:45.339	
12	24	I	Kristian POULSEN	DEN	BMW 320si	1:45.607	
13	5		Norbert MICHELISZ	HUN	SEAT Leon TDI	1:45.741	
14	39	I	Marc CAROL	ESP	SEAT Leon	1:45.837	
15	20	I	Darryl O'YOUNG	HKG	Chevrolet Lacetti	1:46.017	
16	25	I	Sergio HERNANDEZ	ESP	BMW 320si	1:46.116	
17	21	I	Mehdi BENNANI	MAR	BMW 320si	1:46.419	
18	15	I	Franz ENGSTLER	GER	BMW 320si	1:46.717	
19	26	I	Stefano D'ASTE	ITA	BMW 320si	1:46.783	
20	72	I	Yukinori TANIGUCHI	JPN	Chevrolet Lacetti	1:46.997	
21	16	I	Andrei ROMANOV	RUS	BMW 320si	1:47.344	

QUALIFICATION MAXIMA 1:51.926

Valencia
Circuit Length = 4.0050 km.
Start: 15:00 End: 15:35

Steward:	Steward:	Steward:	Issued at:
----------	----------	----------	------------

**2010 FIA World Touring Car Championship
WARM UP**

POS	NO	CLS	DRIVER	NAT	CAR	TIME	LAPS	GAP	KPH
1	5		Norbert MICHELISZ	HUN	SEAT Leon TDI	1:43.959	8		138.68
2	1		Gabriele TARQUINI	ITA	SEAT Leon TDI	1:44.545	9	0.586	137.91
3	10		Augusto FARFUS	BRA	BMW 320si	1:44.706	8	0.747	137.70
4	7		Robert HUFF	GBR	Chevrolet Cruze	1:44.709	10	0.750	137.69
5	18		Fredy BARTH	SUI	SEAT Leon TDI	1:44.802	8	0.843	137.57
6	3		Tiago MONTEIRO	POR	SEAT Leon TDI	1:44.864	8	0.905	137.49
7	8		Alain MENU	SUI	Chevrolet Cruze	1:44.911	9	0.952	137.43
8	11		Andy PRIAULX	GBR	BMW 320si	1:44.989	10	1.030	137.32
9	6		Yvan MULLER	FRA	Chevrolet Cruze	1:45.156	9	1.197	137.11
10	24	I	Kristian POULSEN	DEN	BMW 320si	1:45.282	9	1.323	136.94
11	2		Tom CORONEL	NED	SEAT Leon TDI	1:45.363	8	1.404	136.84
12	20	I	Darryl O'YOUNG	HKG	Chevrolet Lacetti	1:45.398	10	1.439	136.79
13	4		Jordi GENE	ESP	SEAT Leon TDI	1:45.710	7	1.751	136.39
14	39	I	Marc CAROL	ESP	SEAT Leon	1:45.745	6	1.786	136.34
15	25	I	Sergio HERNANDEZ	ESP	BMW 320si	1:45.929	9	1.970	136.11
16	26	I	Stefano D'ASTE	ITA	BMW 320si	1:45.930	9	1.971	136.10
17	17		Michel NYKJAER	DEN	SEAT Leon TDI	1:46.338	10	2.379	135.58
18	15	I	Franz ENGSTLER	GER	BMW 320si	1:46.406	8	2.447	135.50
19	21	I	Mehdi BENNANI	MAR	BMW 320si	1:46.756	9	2.797	135.05
20	16	I	Andrei ROMANOV	RUS	BMW 320si	1:47.114	8	3.155	134.60
21	72	I	Yukinori TANIGUCHI	JPN	Chevrolet Lacetti	1:47.208	9	3.249	134.48

Valencia

For Media Information Purposes - No Regulatory Value.

Circuit Length = 4.0050 km.

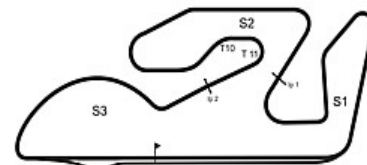
Weather/Track: Sun 17C/Dry 20C

Start: 08:30 End: 08:45

Race Director:	Steward:	Timekeeper:	Issued at:
----------------	----------	-------------	------------

2010 FIA World Touring Car Championship Warm-Up - Sector Analysis Report

Lap	S1 Time	S1 Spd	S2 Time	S2 Spd	S3 Time	S3 Spd	Lap Time	Pit	Lap	S1 Time	S1 Spd	S2 Time	S2 Spd	S3 Time	S3 Spd	Lap Time	Pit
1 TARQUINI ITA SEAT Leon TDI																	
1	10:56.121		48.949		40.714	131.3	12:25.784		6	39.115		36.920		28.945	192.1	1:44.980	
2	47.656		39.834		40.281	132.6	2:07.771		7	39.462		36.848		28.894	194.5	1:45.204	
3	43.874		39.544		29.669	192.1	1:53.087		8	39.161		36.922		28.946	193.8	1:45.029	
4	39.331		36.646		28.767	192.8	1:44.744		9	40.581		36.945		40.243		1:57.769	Pit
5	39.034		36.717		28.794	193.5	1:44.545										
2 CORONEL NED SEAT Leon TDI																	
1	10:57.313		38.932		29.416	191.4	12:05.661		6	1:22.921		37.444		32.918		2:33.283	Pit
2	39.516		36.866		28.981	191.4	1:45.363		7	1:13.117		37.043		29.094	193.2	2:19.254	
3	48.577		46.355		29.696	193.5	2:04.628		8	39.459		37.172		43.922		2:00.553	Pit
4	46.388		40.997		29.412	192.8	1:56.797										
5	42.814		37.013		35.858		1:55.685	Pit									
3 MONTEIRO POR SEAT Leon TDI																	
1	11:01.438		41.067		38.027	115.6	12:20.532		6	42.135		39.794		30.079	192.8	1:52.008	
2	46.530		44.417		31.759	190.8	2:02.706		7	39.398		37.025		29.021	192.5	1:45.444	
3	39.478		36.700		28.872	192.1	1:45.050		8	39.433		37.095		29.295	191.4	1:45.823	
4	39.041		36.801		29.022	193.2	1:44.864										
5	40.327		37.800		29.369	192.1	1:47.496										
4 GENE ESP SEAT Leon TDI																	
1	11:57.642		48.607		37.462	172.8	13:23.711		5	39.480		37.094		29.136	193.2	1:45.710	
2	52.830		40.704		32.293	185.2	2:05.827		6	39.670		37.238		29.187	192.1	1:46.095	
3	44.826		39.297		29.784	190.8	1:53.907		7	39.973		37.218		29.385	192.1	1:46.576	
4	39.898		37.010		29.113	193.2	1:46.021										
5 MICHELISZ HUN SEAT Leon TDI																	
1	11:02.567		40.669		33.502	192.5	12:16.738		6	39.060		36.659		28.988	193.8	1:44.707	
2	39.605		36.843		36.250		1:52.698	Pit	7	39.393		36.724		28.907	194.9	1:45.024	
3	3:17.021		39.060		29.392	193.5	4:25.473		8	43.685		38.823		39.237		2:01.745	Pit
4	38.967		36.342		28.650	193.5	1:43.959										
5	39.090		36.381		28.771	194.2	1:44.242										
6 MULLER FRA Chevrolet Cruze																	
1	10:49.349		38.748		37.273	147.3	12:05.370		6	39.100		36.920		29.258	189.1	1:45.278	
2	41.338		37.618		34.476		1:53.432	Pit	7	39.207		37.009		29.084	190.4	1:45.300	
3	1:12.672		42.911		30.086	189.4	2:25.669		8	39.238		36.959		29.234	190.1	1:45.431	
4	42.241		36.998		29.027	190.1	1:48.266		9	42.197		41.394		40.305		2:03.896	Pit
5	39.097		36.982		29.077	190.8	1:45.156										



Weather/Track: Sun 17C/Dry 20C

Circuit Length - 4.005 kilometres
Circuit Ricardo Tormo
Valencia

2010 FIA World Touring Car Championship Warm-Up - Sector Analysis Report

Lap S1 Time S1 Spd S2 Time S2 Spd S3 Time S3 Spd Lap Time Pit Lap S1 Time S1 Spd S2 Time S2 Spd S3 Time S3 Spd Lap Time Pit

7 HUFF					GBR Chevrolet Cruze						
1	10:54.471	37.934	29.667	188.1	12:02.072	7	39.239	36.909	29.106	189.4	1:45.254
2	40.241	37.194	29.176	188.8	1:46.611	8	39.280	37.065	34.989		1:51.334 Pit
3	39.215	36.624	28.870	190.1	1:44.709	9	1:06.248	37.060	29.110	191.1	2:12.418
4	39.048	36.738	28.998	188.8	1:44.784	10	39.293	37.313	44.341		2:00.947 Pit
5	39.083	36.861	29.180	189.4	1:45.124						
6	39.143	38.885	31.022	189.1	1:49.050						

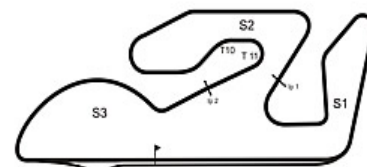
8 MENU					SUI Chevrolet Cruze						
1	10:55.599	52.622	39.812		12:28.033 Pit	6	39.381	36.923	29.220	189.4	1:45.524
2	1:10.828	38.618	29.975	188.4	2:19.421	7	39.459	36.987	29.277	190.1	1:45.723
3	39.261	36.922	29.098	189.4	1:45.281	8	39.481	37.111	29.410	189.4	1:46.002
4	39.148	36.753	29.010	190.4	1:44.911	9	39.876	38.906	41.085		1:59.867 Pit
5	39.120	36.860	29.088	190.4	1:45.068						

10 FARFUS					BRA BMW 320si						
1	11:12.336	38.160	31.389	183.9	12:21.885	6	2:56.410	37.130	29.234	188.8	4:02.774
2	40.119	38.003	29.188	189.1	1:47.310	7	39.238	37.022	29.181	188.8	1:45.441
3	39.099	36.880	29.069	188.4	1:45.048	8	39.396	43.323	42.360		2:05.079 Pit
4	39.023	36.727	28.956	189.4	1:44.706						
5	39.136	36.929	33.866		1:49.931 Pit						

11 PRIAULX					GBR BMW 320si						
1	11:12.936	38.158	31.020	188.1	12:22.114	7	39.388	37.071	29.123	188.4	1:45.582
2	39.335	36.811	29.031	189.8	1:45.177	8	39.558	37.126	29.176	188.4	1:45.860
3	39.522	36.940	28.885	189.4	1:45.347	9	39.731	38.200	34.924	142.4	1:52.855
4	39.187	36.757	29.045	189.4	1:44.989	10	42.442	37.518	41.367		2:01.327 Pit
5	39.359	37.151	29.105	189.8	1:45.615						
6	39.409	37.053	29.078	188.8	1:45.540						

15 ENGSTLER					GER BMW 320si					I	
1	11:28.505	39.682	29.974	189.1	12:38.161	6	3:27.159	37.968	30.586	189.4	4:35.713
2	39.905	37.323	30.143	189.4	1:47.371	7	39.601	37.382	29.423	188.1	1:46.406
3	39.570	37.468	29.375	189.8	1:46.413	8	39.940	37.559	41.814		1:59.313 Pit
4	39.510	37.452	29.499	188.8	1:46.461						
5	39.851	37.409	37.083		1:54.343 Pit						

16 ROMANOV					RUS BMW 320si					I	
1	11:29.976	39.785	30.304	189.8	12:40.065	6	40.324	37.541	29.400	190.4	1:47.265
2	40.670	37.764	29.755	190.8	1:48.189	7	40.207	37.702	29.554	190.4	1:47.463
3	40.235	37.604	29.495	190.4	1:47.334	8	41.662	39.140	40.143		2:00.945 Pit
4	40.051	37.626	29.552	190.4	1:47.229						
5	40.089	37.551	29.474	189.4	1:47.114						

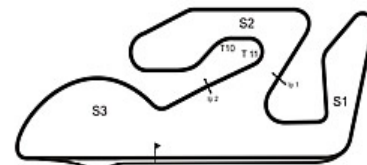


Weather/Track: Sun 17C/Dry 20C

Circuit Length - 4.005 kilometres
Circuit Ricardo Tormo
Valencia

2010 FIA World Touring Car Championship Warm-Up - Sector Analysis Report

Lap	S1 Time	S1 Spd	S2 Time	S2 Spd	S3 Time	S3 Spd	Lap Time	Pit	Lap	S1 Time	S1 Spd	S2 Time	S2 Spd	S3 Time	S3 Spd	Lap Time	Pit
17 NYKJAER DEN SEAT Leon TDI																	
1	11:02.135		40.796		31.748	191.4	12:14.679		7	39.961		37.417		29.480	193.2	1:46.858	
2	40.344		37.358		29.412	192.8	1:47.114		8	39.947		37.286		29.221	193.5	1:46.454	
3	40.021		37.275		29.275	191.1	1:46.571		9	39.974		37.417		29.970	182.7	1:47.361	
4	39.972		37.163		29.203	193.2	1:46.338		10	41.034		37.833		40.557		1:59.424	Pit
5	45.117		37.527		29.156	194.5	1:51.800										
6	39.732		37.256		29.364	192.5	1:46.352										
18 BARTH SUI SEAT Leon TDI																	
1	11:05.215		40.916		34.673	190.8	12:20.804		6	39.368		37.003		29.014	194.5	1:45.385	
2	39.718		36.915		29.161	194.5	1:45.794		7	39.546		37.043		35.504		1:52.093	Pit
3	39.654		36.874		28.965	193.5	1:45.493		8	1:17.448		37.572		48.847		2:43.867	Pit
4	39.139		36.790		28.873	194.2	1:44.802										
5	39.519		37.099		28.985	194.5	1:45.603										
20 O'YOUNG HKG Chevrolet Lacetti I																	
1	11:20.156		38.175		29.532	191.1	12:27.863		7	39.717		37.433		29.224	191.1	1:46.374	
2	40.084		37.133		29.320	191.1	1:46.537		8	39.532		37.641		29.534	188.1	1:46.707	
3	39.352		37.066		28.980	192.5	1:45.398		9	40.239		38.410		29.878	191.8	1:48.527	
4	39.404		37.570		29.101	192.1	1:46.075		10	40.034		38.521		40.772		1:59.327	Pit
5	39.934		37.316		29.266	193.2	1:46.516										
6	39.540		37.505		29.318	192.5	1:46.363										
21 BENNANI MAR BMW 320si I																	
1	11:13.443		38.055		31.105	189.1	12:22.603		6	40.695		37.564		33.760		1:52.019	Pit
2	40.114		37.761		30.774	191.1	1:48.649		7	1:39.116		37.577		29.779	188.1	2:46.472	
3	39.909		37.340		29.513	190.1	1:46.762		8	40.026		37.579		29.718	187.8	1:47.323	
4	40.074		37.257		29.425	189.4	1:46.756		9	39.855		37.604		37.395		1:54.854	Pit
5	40.053		37.460		29.638	188.4	1:47.151										
24 POULSEN DEN BMW 320si I																	
1	11:42.092		44.773		35.619	91.4	13:02.484		6	39.451		37.036		29.503	189.8	1:45.990	
2	43.989		37.314		29.262	189.1	1:50.565		7	39.532		37.064		29.316	191.4	1:45.912	
3	39.466		36.969		29.089	189.1	1:45.524		8	39.521		37.180		29.158	191.4	1:45.859	
4	39.182		37.031		29.069	192.5	1:45.282		9	39.631		37.314		41.136		1:58.081	Pit
5	39.369		36.960		28.974	190.8	1:45.303										
25 HERNANDEZ ESP BMW 320si I																	
1	11:15.735		37.463		31.397	188.1	12:24.595		6	39.544		39.093		29.376	188.4	1:48.013	
2	39.667		37.008		29.597	188.4	1:46.272		7	39.751		37.243		29.340	187.8	1:46.334	
3	39.648		37.054		29.411	188.1	1:46.113		8	39.593		37.190		29.475	187.5	1:46.258	
4	39.612		37.002		29.360	188.4	1:45.974		9	39.684		37.288		29.319	187.8	1:46.291	
5	39.555		37.189		29.185	188.4	1:45.929										



Weather/Track: Sun 17C/Dry 20C

Circuit Length - 4.005 kilometres
Circuit Ricardo Tormo
Valencia

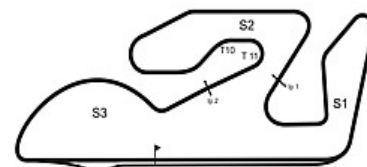
Printed at 08:51, Sunday, 19 September, 2010

© MST Systems Ltd, 2005 (www.mstworld.com)

Page 3

2010 FIA World Touring Car Championship Warm-Up - Sector Analysis Report

Lap	S1 Time	S1 Spd	S2 Time	S2 Spd	S3 Time	S3 Spd	Lap Time	Pit	Lap	S1 Time	S1 Spd	S2 Time	S2 Spd	S3 Time	S3 Spd	Lap Time	Pit
26 D'ASTE									ITA BMW 320si								
1	11:14.162		38.173		31.452	188.4	12:23.787		6	39.447		37.656		29.339	187.8	1:46.442	
2	39.770		37.226		29.254	188.8	1:46.250		7	42.649		37.370		29.278	189.1	1:49.297	
3	39.809		38.260		29.530	189.4	1:47.599		8	39.630		37.413		29.513	188.4	1:46.556	
4	39.830		37.110		29.366	188.8	1:46.306		9	40.110		37.713		29.701	186.8	1:47.524	
5	39.373		37.363		29.194	188.1	1:45.930										
39 CAROL									ESP SEAT Leon								
1	11:03.242		40.919		36.031	187.1	12:20.192		5	39.519		37.160		29.144	191.1	1:45.823	
2	39.896		36.966		29.349	185.5	1:46.211		6	39.460		37.177		29.108	190.4	1:45.745	
3	42.648		43.306		37.481		2:03.435	Pit									
4	4:13.906		39.409		31.256	189.1	5:24.571										
72 TANIGUCHI									JPN Chevrolet Lacetti								
1	11:22.592		37.944		29.688	190.4	12:30.224		6	39.915		37.595		29.698	192.5	1:47.208	
2	40.020		37.369		29.944	190.4	1:47.333		7	39.936		37.748		30.034	191.8	1:47.718	
3	40.032		37.618		30.073	191.4	1:47.723		8	39.952		37.711		29.777	191.4	1:47.440	
4	39.850		38.110		30.571	192.8	1:48.531		9	42.184		39.528		46.799		2:08.511	Pit
5	40.221		37.720		29.676	192.8	1:47.617										

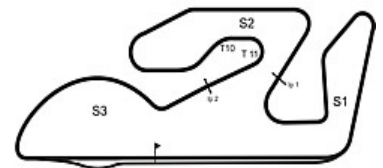


Weather/Track: Sun 17C/Dry 20C

Circuit Length - 4.005 kilometres
Circuit Ricardo Tormo
Valencia

2010 FIA World Touring Car Championship Warm-Up - Best Sector Speeds Report

SECTOR 1		SECTOR 2		SECTOR 3			
POS	NO	SPEED	TRAP AVAILABLE	NO	NAME	SPEED	LAP
				5	MICHELISZ	194.9	7
				1	TARQUINI	194.5	7
				17	NYKJAER	194.5	5
				18	BARTH	194.5	2
				2	CORONEL	193.5	3
				3	MONTEIRO	193.2	4
				4	GENE	193.2	4
				20	O'YOUNG	193.2	5
				72	TANIGUCHI	192.8	4
				24	POULSEN	192.5	4
				7	HUFF	191.1	9
				21	BENNANI	191.1	2
				39	CAROL	191.1	5
				6	MULLER	190.8	5
				16	ROMANOV	190.8	2
				8	MENU	190.4	4
				11	PRIAULX	189.8	2
				15	ENGSTLER	189.8	3
				10	FARFUS	189.4	4
				26	D'ASTE	189.4	3
				25	HERNANDEZ	188.4	2



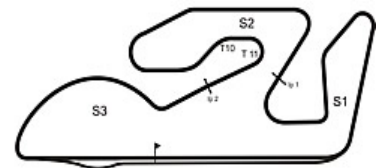
Weather/Track: Sun 17C/Dry 20C

Circuit Length - 4.005 kilometres
Circuit Ricardo Tormo
Valencia

2010 FIA World Touring Car Championship Warm-Up - Best Sector Times Report

POS	SECTOR 1			SECTOR 2			SECTOR 3			NO	NAME	IDEAL/BEST LAP COMPARISON			DIFF
	NO	TIME	LAP	NO	TIME	LAP	NO	TIME	LAP			IDEAL	BEST	LAP	
1	5	38.967	4	5	36.342	4	5	28.650	4	5	MICHELISZ	1:43.959	1:43.959	4	+ 0.000
2	10	39.023	4	7	36.624	3	1	28.767	4	1	TARQUINI	1:44.447	1:44.545	5	+ 0.098
3	1	39.034	5	1	36.646	4	7	28.870	3	7	HUFF	1:44.542	1:44.709	3	+ 0.167
4	3	39.041	4	3	36.700	3	3	28.872	3	3	MONTEIRO	1:44.613	1:44.864	4	+ 0.251
5	7	39.048	4	10	36.727	4	18	28.873	4	10	FARFUS	1:44.706	1:44.706	4	+ 0.000
6	6	39.097	5	8	36.753	4	11	28.885	3	18	BARTH	1:44.802	1:44.802	4	+ 0.000
7	8	39.120	5	11	36.757	4	10	28.956	4	11	PRIAULX	1:44.829	1:44.989	4	+ 0.160
8	18	39.139	4	18	36.790	4	24	28.974	5	8	MENU	1:44.883	1:44.911	4	+ 0.028
9	24	39.182	4	2	36.866	2	20	28.980	3	6	MULLER	1:45.044	1:45.156	5	+ 0.112
10	11	39.187	4	6	36.920	6	2	28.981	2	24	POULSEN	1:45.116	1:45.282	4	+ 0.166
11	20	39.352	3	24	36.960	5	8	29.010	4	2	CORONEL	1:45.306	1:45.363	2	+ 0.057
12	26	39.373	5	39	36.966	2	6	29.027	4	20	O'YOUNG	1:45.398	1:45.398	3	+ 0.000
13	2	39.459	8	25	37.002	4	39	29.108	6	39	CAROL	1:45.534	1:45.745	6	+ 0.211
14	39	39.460	6	4	37.010	4	4	29.113	4	4	GENE	1:45.603	1:45.710	5	+ 0.107
15	4	39.480	5	20	37.066	3	17	29.156	5	26	D'ASTE	1:45.677	1:45.930	5	+ 0.253
16	15	39.510	4	26	37.110	4	25	29.185	5	25	HERNANDEZ	1:45.731	1:45.929	5	+ 0.198
17	25	39.544	6	17	37.163	4	26	29.194	5	17	NYKJAER	1:46.051	1:46.338	4	+ 0.287
18	17	39.732	6	21	37.257	4	15	29.375	3	15	ENGSTLER	1:46.208	1:46.406	7	+ 0.198
19	72	39.850	4	15	37.323	2	16	29.400	6	21	BENNANI	1:46.537	1:46.756	4	+ 0.219
20	21	39.855	9	72	37.369	2	21	29.425	4	72	TANIGUCHI	1:46.895	1:47.208	6	+ 0.313
21	16	40.051	4	16	37.541	6	72	29.676	5	16	ROMANOV	1:46.992	1:47.114	5	+ 0.122

'Perfect Lap' - 1:43.959




Weather/Track: Sun 17C/Dry 20C

Circuit Length - 4.005 kilometres
Circuit Ricardo Tormo
Valencia

2010 FIA World Touring Car Championship GRID FOR RACE 1

ROW 11		16	ROMANOV	
ROW 10	72	TANIGUCHI	26	D'ASTE
ROW 9	15	ENGSTLER	21	BENNANI
ROW 8	2	CORONEL	25	HERNANDEZ
ROW 7	20	O'YOUNG	39	CAROL
ROW 6	5	MICHELISZ	24	POULSEN
ROW 5	17	NYKJAER	11	PRIAULX
ROW 4	10	FARFUS	18	BARTH
ROW 3	4	GENE	3	MONTEIRO
ROW 2	8	MENU	6	MULLER
ROW 1	7	HUFF	1	TARQUINI

POLE



Cars 2, 16 drop 10 places, Stewards decisions 1, 5 refer (engine changes).

Valencia
Circuit Length = 4.0050 km.

Race Director:	Steward:	Timekeeper:
----------------	----------	-------------

2010 FIA World Touring Car Championship
RACE 1 - PROVISIONAL CLASSIFICATION

POS	NO	CLS	DRIVER / TEAM	NAT	CAR	TIME	LAPS	GAP	KPH	BEST
1	1		Gabriele TARQUINI	ITA	SEAT Leon TDI	23:11.124	13		134.73	1:45.811
2	6		Yvan MULLER	FRA	Chevrolet Cruze	23:11.637	13	0.513	134.68	1:45.919
3	7		Robert HUFF	GBR	Chevrolet Cruze	23:17.442	13	6.318	134.12	1:45.946
4	4		Jordi GENE	ESP	SEAT Leon TDI	23:21.073	13	9.949	133.77	1:46.066
5	11		Andy PRIAULX	GBR	BMW 320si	23:21.668	13	10.544	133.72	1:46.222
6	3		Tiago MONTEIRO	POR	SEAT Leon TDI	23:22.790	13	11.666	133.61	1:46.029
7	18		Fredy BARTH	SUI	SEAT Leon TDI	23:24.858	13	13.734	133.41	1:46.268
8	8		Alain MENU	SUI	Chevrolet Cruze	23:25.645	13	14.521	133.34	1:45.941
9	17		Michel NYKJAER	DEN	SEAT Leon TDI	23:27.710	13	16.586	133.14	1:46.141
10	2		Tom CORONEL	NED	SEAT Leon TDI	23:28.341	13	17.217	133.08	1:46.366
11	5		Norbert MICHELISZ	HUN	SEAT Leon TDI	23:29.053	13	17.929	133.02	1:46.101
12	24	I	Kristian POULSEN	DEN	BMW 320si	23:29.558	13	18.434	132.97	1:46.395
13	39	I	Marc CAROL	ESP	SEAT Leon	23:33.219	13	22.095	132.62	1:46.521
14	20	I	Darryl O'YOUNG	HKG	Chevrolet Lacetti	23:36.659	13	25.535	132.30	1:46.730
15	15	I	Franz ENGSTLER	GER	BMW 320si	23:40.442	13	29.318	131.95	1:47.451
16	16	I	Andrei ROMANOV	RUS	BMW 320si	23:43.719	13	32.595	131.65	1:47.404
17	72	I	Yukinori TANIGUCHI	JPN	Chevrolet Lacetti	23:48.128	13	37.004	131.24	1:48.393
18	10		Augusto FARFUS	BRA	BMW 320si	24:48.513	13	1:37.389	125.92	1:46.353
19	25	I	Sergio HERNANDEZ	ESP	BMW 320si	24:21.285	11	2 LAPS	108.53	1:46.946

NOT CLASSIFIED

21	I	Mehdi BENNANI	MAR	BMW 320si	11:34.660	6	D.N.F.	124.53	1:47.688
26	I	Stefano D'ASTE	ITA	BMW 320si	7:19.768	4	D.N.F.	131.14	1:47.057

FASTEST LAP

1		Gabriele TARQUINI		SEAT Leon TDI	1:45.811	2	84.66mph	136.26kph
24	I	Kristian POULSEN		BMW 320si	1:46.395	3	84.20mph	135.51kph

Valencia

Subject to Technical Scrutineering. For Media Information Purposes - No Regulatory Value.

Circuit Length = 4.0050 km.

Weather/Track: Cloud 23C/Dry 38C

Start: 13:03 End: 13:26

Race Director:	Steward:	Timekeeper:	Issued at:
----------------	----------	-------------	------------

2010 FIA World Touring Car Championship
RACE 1 RESULT

POS	NO	CLS	DRIVER / TEAM	NAT	CAR	TIME	LAPS	GAP	KPH	BEST
1	1		Gabriele TARQUINI	ITA	SEAT Leon TDI	23:11.124	13		134.73	1:45.811
2	6		Yvan MULLER	FRA	Chevrolet Cruze	23:11.637	13	0.513	134.68	1:45.919
3	7		Robert HUFF	GBR	Chevrolet Cruze	23:17.442	13	6.318	134.12	1:45.946
4	4		Jordi GENE	ESP	SEAT Leon TDI	23:21.073	13	9.949	133.77	1:46.066
5	11		Andy PRIAULX	GBR	BMW 320si	23:21.668	13	10.544	133.72	1:46.222
6	3		Tiago MONTEIRO	POR	SEAT Leon TDI	23:22.790	13	11.666	133.61	1:46.029
7	18		Fredy BARTH	SUI	SEAT Leon TDI	23:24.858	13	13.734	133.41	1:46.268
8	8		Alain MENU	SUI	Chevrolet Cruze	23:25.645	13	14.521	133.34	1:45.941
9	17		Michel NYKJAER	DEN	SEAT Leon TDI	23:27.710	13	16.586	133.14	1:46.141
10	2		Tom CORONEL	NED	SEAT Leon TDI	23:28.341	13	17.217	133.08	1:46.366
11	5		Norbert MICHELISZ	HUN	SEAT Leon TDI	23:29.053	13	17.929	133.02	1:46.101
12	24		Kristian POULSEN	DEN	BMW 320si	23:29.558	13	18.434	132.97	1:46.395
13	39		Marc CAROL	ESP	SEAT Leon	23:33.219	13	22.095	132.62	1:46.521
14	20		Darryl O'YOUNG	HKG	Chevrolet Lacetti	23:36.659	13	25.535	132.30	1:46.730
15	15		Franz ENGSTLER	GER	BMW 320si	23:40.442	13	29.318	131.95	1:47.451
16	16		Andrei ROMANOV	RUS	BMW 320si	23:43.719	13	32.595	131.65	1:47.404
17	72		Yukinori TANIGUCHI	JPN	Chevrolet Lacetti	23:48.128	13	37.004	131.24	1:48.393
18	10		Augusto FARFUS	BRA	BMW 320si	24:48.513	13	1:37.389	125.92	1:46.353
19	25		Sergio HERNANDEZ	ESP	BMW 320si	24:21.285	11	2 LAPS	108.53	1:46.946

NOT CLASSIFIED

21	Mehdi BENNANI	MAR	BMW 320si	11:34.660	6	D.N.F.	124.53	1:47.688
26	Stefano D'ASTE	ITA	BMW 320si	7:19.768	4	D.N.F.	131.14	1:47.057

FASTEST LAP

1	Gabriele TARQUINI		SEAT Leon TDI	1:45.811	2	84.66mph	136.26kph
24	Kristian POULSEN		BMW 320si	1:46.395	3	84.20mph	135.51kph

Valencia

Circuit Length = 4.0050 km.

Start: 13:03 End: 13:26

Weather/Track: Cloud 23C/Dry 38C

Steward:	Steward:	Steward:	Issued at:
----------	----------	----------	------------

2010 FIA World Touring Car Championship

Race 1 - Sector Analysis Report

Lap S1 Time S1 Spd S2 Time S2 Spd S3 Time S3 Spd Lap Time Pit Lap S1 Time S1 Spd S2 Time S2 Spd S3 Time S3 Spd Lap Time Pit

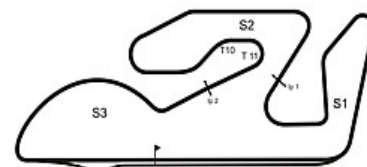
1 TARQUINI					ITA SEAT Leon TDI						
1	44.105	36.916	28.952	192.1	1:49.973	8	39.903	37.492	29.429	190.4	1:46.824
2	39.490	37.240	29.081	191.4	1:45.811	9	39.961	37.688	29.436	191.1	1:47.085
3	39.437	37.250	29.242	191.1	1:45.929	10	39.955	37.593	29.545	190.8	1:47.093
4	39.554	37.197	29.210	191.1	1:45.961	11	39.955	37.837	29.538	191.4	1:47.330
5	39.670	37.254	29.295	191.1	1:46.219	12	40.242	37.881	29.549	191.1	1:47.672
6	39.867	37.424	29.236	192.1	1:46.527	13	40.171	38.124	29.686	190.1	1:47.981
7	39.831	37.539	29.349	191.4	1:46.719						

2 CORONEL					NED SEAT Leon TDI						
1	47.064	37.406	29.165	193.5	1:53.635	8	40.480	38.212	29.523	192.1	1:48.215
2	39.688	37.475	29.203	193.8	1:46.366	9	40.439	38.386	29.785	192.8	1:48.610
3	39.871	37.612	29.348	192.1	1:46.831	10	40.493	37.943	29.569	192.8	1:48.005
4	39.844	37.532	29.382	193.5	1:46.758	11	40.457	38.251	29.650	192.5	1:48.358
5	40.549	37.660	29.288	194.2	1:47.497	12	41.046	38.169	29.993	192.8	1:49.208
6	39.786	38.748	29.703	191.8	1:48.237	13	40.820	38.398	29.643	193.5	1:48.861
7	40.259	37.924	29.577	192.1	1:47.760						

3 MONTEIRO					POR SEAT Leon TDI						
1	46.074	37.194	29.209	192.8	1:52.477	8	40.174	37.781	29.520	190.4	1:47.475
2	39.536	37.339	29.154	192.5	1:46.029	9	40.190	37.778	29.643	191.1	1:47.611
3	39.660	37.453	29.309	190.4	1:46.422	10	40.306	38.189	29.755	191.1	1:48.250
4	39.945	37.574	29.392	192.1	1:46.911	11	40.383	38.064	29.722	191.1	1:48.169
5	39.908	37.626	29.452	191.1	1:46.986	12	40.440	38.056	29.745	190.8	1:48.241
6	40.209	37.845	29.586	191.4	1:47.640	13	40.417	38.138	29.818	189.4	1:48.373
7	40.295	38.409	29.502	192.1	1:48.206						

4 GENE					ESP SEAT Leon TDI						
1	45.739	37.117	29.084	192.8	1:51.940	8	40.032	37.820	29.644	191.8	1:47.496
2	39.558	37.264	29.244	193.2	1:46.066	9	40.345	38.125	29.631	192.5	1:48.101
3	39.646	37.246	29.359	190.8	1:46.251	10	40.424	37.928	29.591	191.8	1:47.943
4	39.822	37.778	29.339	191.8	1:46.939	11	40.458	38.200	29.683	190.4	1:48.341
5	39.952	37.496	29.358	192.1	1:46.806	12	40.606	38.156	29.736	190.4	1:48.498
6	39.919	37.481	29.392	193.2	1:46.792	13	40.694	38.195	29.739	190.1	1:48.628
7	40.141	37.560	29.571	191.8	1:47.272						

5 MICHELISZ					HUN SEAT Leon TDI						
1	48.789	38.066	29.865	192.1	1:56.720	8	40.303	37.964	29.715	192.8	1:47.982
2	39.864	37.258	29.115	193.8	1:46.237	9	40.366	38.767	30.704	192.5	1:49.837
3	39.656	37.216	29.229	192.5	1:46.101	10	40.319	38.083	29.577	192.8	1:47.979
4	39.693	37.481	29.346	194.5	1:46.520	11	40.844	38.418	29.868	191.8	1:49.130
5	40.460	37.858	29.439	194.2	1:47.757	12	40.225	37.978	29.813	192.5	1:48.016
6	40.216	37.512	29.368	192.8	1:47.096	13	40.310	38.070	29.809	193.5	1:48.189
7	40.194	37.794	29.501	193.5	1:47.489						



Weather/Track: Cloud 23C/Dry 38C

Circuit Length - 4.005 kilometres
Circuit Ricardo Tormo
Valencia

Printed at 13:31, Sunday, 19 September, 2010

© MST Systems Ltd, 2005 (www.mstworld.com)

Page 1

2010 FIA World Touring Car Championship

Race 1 - Sector Analysis Report

Lap S1 Time S1 Spd S2 Time S2 Spd S3 Time S3 Spd Lap Time Pit Lap S1 Time S1 Spd S2 Time S2 Spd S3 Time S3 Spd Lap Time Pit

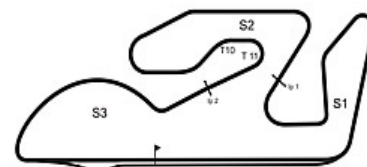
6 MULLER				FRA Chevrolet Cruze							
1	44.656	37.213	29.174	191.4	1:51.043	8	39.806	37.733	29.447	189.4	1:46.986
2	39.327	37.283	29.309	191.1	1:45.919	9	39.772	37.662	29.511	189.4	1:46.945
3	39.447	37.318	29.412	190.1	1:46.177	10	39.757	37.699	29.535	189.8	1:46.991
4	39.485	37.204	29.342	190.8	1:46.031	11	39.759	37.718	29.648	190.1	1:47.125
5	39.579	37.339	29.330	189.8	1:46.248	12	39.978	37.899	29.581	190.4	1:47.458
6	39.663	37.541	29.269	190.4	1:46.473	13	40.119	37.821	29.832	189.4	1:47.772
7	39.581	37.434	29.454	189.8	1:46.469						

7 HUFF				GBR Chevrolet Cruze							
1	44.403	37.078	28.979	191.1	1:50.460	8	39.837	37.622	29.335	190.4	1:46.794
2	39.389	37.475	29.328	190.4	1:46.192	9	39.816	37.675	29.388	190.8	1:46.879
3	39.432	37.329	29.185	189.1	1:45.946	10	39.838	37.851	29.466	189.8	1:47.155
4	39.497	37.242	29.306	188.4	1:46.045	11	40.209	37.869	29.539	189.4	1:47.617
5	39.769	38.181	29.374	191.1	1:47.324	12	39.997	38.150	29.713	189.1	1:47.860
6	39.779	37.725	29.425	190.4	1:46.929	13	41.383	39.271	31.199	184.6	1:51.853
7	39.667	37.417	29.304	190.8	1:46.388						

8 MENU				SUI Chevrolet Cruze							
1	45.110	37.197	29.168	191.1	1:51.475	8	40.005	37.751	29.634	188.8	1:47.390
2	39.279	37.278	29.384	191.1	1:45.941	9	40.278	38.559	30.309	187.5	1:49.146
3	39.422	37.325	29.391	190.4	1:46.138	10	41.358	39.115	30.527	188.8	1:51.000
4	39.545	37.391	29.396	190.1	1:46.332	11	40.837	39.044	30.194	188.8	1:50.075
5	39.705	37.594	29.433	190.8	1:46.732	12	40.313	39.056	29.924	190.4	1:49.293
6	39.737	37.706	29.555	190.4	1:46.998	13	40.324	38.003	29.638	190.4	1:47.965
7	39.826	37.756	29.578	189.8	1:47.160						

10 FARFUS				BRA BMW 320si							
1	46.897	38.053	29.268	189.8	1:54.218	8	40.746	37.937	29.749	185.8	1:48.432
2	39.501	37.385	29.467	188.8	1:46.353	9	40.796	41.725	44.264		2:06.785 Pit
3	39.741	37.490	29.433	188.4	1:46.664	10	1:48.069	37.994	29.813	186.5	2:55.876
4	39.749	37.578	29.351	190.1	1:46.678	11	40.023	37.522	29.533	186.8	1:47.078
5	39.697	37.432	29.477	189.4	1:46.606	12	39.876	37.755	29.448	187.8	1:47.079
6	39.642	37.650	30.105	187.8	1:47.397	13	40.141	37.940	29.635	187.5	1:47.716
7	39.937	37.835	29.859	187.8	1:47.631						

11 PRIAULX				GBR BMW 320si							
1	46.372	37.395	29.236	189.8	1:53.003	8	39.826	37.426	29.601	186.5	1:46.853
2	39.599	37.421	29.202	189.4	1:46.222	9	39.865	37.723	29.714	188.4	1:47.302
3	40.107	37.355	29.304	187.5	1:46.766	10	40.616	38.511	29.640	186.5	1:48.767
4	39.630	37.390	29.409	189.4	1:46.429	11	40.398	37.746	29.696	187.1	1:47.840
5	39.878	37.454	29.550	188.1	1:46.882	12	40.087	37.985	29.789	186.8	1:47.861
6	40.123	37.813	29.602	188.8	1:47.538	13	40.708	38.314	29.873	187.1	1:48.895
7	40.093	37.804	29.413	188.4	1:47.310						



Weather/Track: Cloud 23C/Dry 38C

Circuit Length - 4.005 kilometres
Circuit Ricardo Tormo
Valencia

Printed at 13:31, Sunday, 19 September, 2010

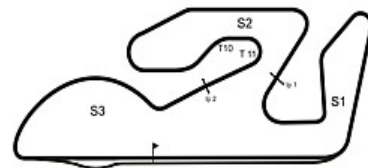
© MST Systems Ltd, 2005 (www.mstworld.com)

Page 2

2010 FIA World Touring Car Championship

Race 1 - Sector Analysis Report

Lap	S1 Time	S1 Spd	S2 Time	S2 Spd	S3 Time	S3 Spd	Lap Time	Pit	Lap	S1 Time	S1 Spd	S2 Time	S2 Spd	S3 Time	S3 Spd	Lap Time	Pit
15 ENGSTLER GER BMW 320si I																	
1	49.530		39.038		30.291	190.4	1:58.859		8	40.389		38.074		29.849	187.8	1:48.312	
2	41.229		37.982		30.002	189.1	1:49.213		9	40.619		38.063		30.026	187.5	1:48.708	
3	41.097		37.686		29.669	188.4	1:48.452		10	40.718		38.097		29.829	187.5	1:48.644	
4	40.199		37.655		29.597	188.4	1:47.451		11	40.592		38.061		29.825	187.8	1:48.478	
5	40.758		38.024		29.555	188.1	1:48.337		12	40.634		38.366		30.011	186.5	1:49.011	
6	40.602		38.020		29.807	187.5	1:48.429		13	40.701		38.032		29.948	187.5	1:48.681	
7	40.424		37.808		29.635	188.8	1:47.867										
16 ROMANOV RUS BMW 320si I																	
1	50.007		38.873		30.267	190.1	1:59.147		8	40.794		37.985		29.734	187.8	1:48.513	
2	41.394		38.105		30.142	187.5	1:49.641		9	40.497		38.060		29.615	188.1	1:48.172	
3	41.373		38.102		29.703	189.1	1:49.178		10	40.754		37.904		29.819	187.1	1:48.477	
4	40.189		37.738		29.477	188.4	1:47.404		11	40.547		38.008		29.968	186.5	1:48.523	
5	40.454		38.167		29.976	186.8	1:48.597		12	40.621		38.306		29.960	186.8	1:48.887	
6	41.436		38.062		30.073	184.9	1:49.571		13	40.808		38.236		29.982	185.8	1:49.026	
7	40.862		38.147		29.574	187.8	1:48.583										
17 NYKJAER DEN SEAT Leon TDI																	
1	47.734		37.582		29.390	194.5	1:54.706		8	40.511		38.166		29.612	193.2	1:48.289	
2	39.570		37.298		29.273	193.2	1:46.141		9	40.438		38.510		29.847	194.5	1:48.795	
3	39.937		37.342		29.440	193.2	1:46.719		10	40.555		37.828		29.593	193.2	1:47.976	
4	39.869		37.598		29.780	193.5	1:47.247		11	40.395		38.129		29.654	193.5	1:48.178	
5	40.695		37.559		29.592	193.8	1:47.846		12	40.506		38.080		30.170	188.8	1:48.756	
6	39.824		37.726		29.457	194.5	1:47.007		13	40.571		38.015		29.859	191.8	1:48.445	
7	40.266		37.859		29.480	192.1	1:47.605										
18 BARTH SUI SEAT Leon TDI																	
1	46.551		37.419		29.259	194.5	1:53.229		8	40.908		38.107		29.658	193.8	1:48.673	
2	39.754		37.365		29.149	194.9	1:46.268		9	40.766		38.745		29.455	193.5	1:48.966	
3	40.080		37.607		29.216	193.8	1:46.903		10	40.335		37.849		29.689	193.5	1:47.873	
4	39.769		37.471		29.295	194.9	1:46.535		11	40.318		37.790		29.599	194.5	1:47.707	
5	39.943		37.614		29.441	194.2	1:46.998		12	40.340		38.083		29.677	193.2	1:48.100	
6	40.006		37.526		30.101	192.8	1:47.633		13	40.289		37.849		29.693	193.2	1:47.831	
7	40.068		37.817		30.257	190.1	1:48.142										
20 O'YOUNG HKG Chevrolet Lacetti I																	
1	48.262		38.099		29.322	191.1	1:55.683		8	40.214		38.253		29.774	189.1	1:48.241	
2	39.884		37.485		29.361	189.8	1:46.730		9	40.739		38.177		29.956	189.8	1:48.872	
3	40.584		37.611		29.723	189.4	1:47.918		10	40.457		38.172		29.897	190.1	1:48.526	
4	40.002		37.693		29.717	191.1	1:47.412		11	40.942		38.332		30.056	191.1	1:49.330	
5	40.269		37.855		29.881	190.4	1:48.005		12	40.621		38.442		30.089	189.1	1:49.152	
6	40.166		38.441		30.125	190.8	1:48.732		13	41.005		38.658		29.987	190.4	1:49.650	
7	40.494		38.072		29.842	190.4	1:48.408										



Weather/Track: Cloud 23C/Dry 38C

Circuit Length - 4.005 kilometres
Circuit Ricardo Tormo
Valencia

Printed at 13:31, Sunday, 19 September, 2010

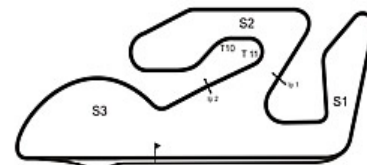
© MST Systems Ltd, 2005 (www.mstworld.com)

Page 3

2010 FIA World Touring Car Championship

Race 1 - Sector Analysis Report

Lap	S1 Time	S1 Spd	S2 Time	S2 Spd	S3 Time	S3 Spd	Lap Time	Pit	Lap	S1 Time	S1 Spd	S2 Time	S2 Spd	S3 Time	S3 Spd	Lap Time	Pit
21 BENNANI MAR BMW 320si I																	
1	48.724		38.972		30.029	188.4	1:57.725		5	40.833		37.834		29.899	187.5	1:48.566	
2	40.677		37.726		29.907	188.1	1:48.310		6	1:00.852				1:23.645		2:24.497	Pit
3	40.311		37.672		29.705	187.8	1:47.688										
4	40.239		37.766		29.869	187.8	1:47.874										
24 POULSEN DEN BMW 320si I																	
1	47.871		37.852		29.422	190.4	1:55.145		8	39.954		38.003		29.943	187.5	1:47.900	
2	39.601		37.486		29.328	189.4	1:46.415		9	40.128		38.562		31.172	189.4	1:49.862	
3	39.482		37.511		29.402	191.1	1:46.395		10	40.269		37.871		29.609	189.4	1:47.749	
4	39.973		37.498		29.787	191.1	1:47.258		11	40.830		38.168		30.155	189.1	1:49.153	
5	40.704		37.707		29.495	191.1	1:47.906		12	40.266		38.045		29.782	191.1	1:48.093	
6	40.674		37.698		29.445	189.8	1:47.817		13	40.413		38.081		29.805	188.1	1:48.299	
7	40.009		37.926		29.631	189.1	1:47.566										
25 HERNANDEZ ESP BMW 320si I																	
1	48.459		38.200		30.107	184.6	1:56.766		7	40.551		37.885		29.816	184.9	1:48.252	
2	40.277		37.654		29.654	186.5	1:47.585		8	40.223		37.919		29.921	183.9	1:48.063	
3	39.791		37.460		29.695	185.8	1:46.946		9	40.308		37.902		29.792	184.6	1:48.002	
4	40.179		37.551		29.734	187.5	1:47.464		10	40.436		38.008		29.921	184.6	1:48.365	
5	57.758		38.544		33.720		2:10.022	Pit	11	40.628		38.262		30.096	161.6	1:48.986	
6	4:42.823		37.966		30.045	183.6	5:50.834										
26 D'ASTE ITA BMW 320si I																	
1	49.017		38.989		29.962	187.8	1:57.968		4	40.103		37.576		29.759	186.8	1:47.438	
2	39.941		37.676		29.688	187.8	1:47.305										
3	39.837		37.753		29.467	187.1	1:47.057										
39 CAROL ESP SEAT Leon I																	
1	48.006		39.225		29.913	192.5	1:57.144		8	39.943		37.587		29.435	189.4	1:46.965	
2	40.055		37.688		29.821	190.4	1:47.564		9	39.870		38.848		30.318	190.1	1:49.036	
3	39.942		37.345		29.411	191.4	1:46.698		10	40.284		39.881		30.457	186.2	1:50.622	
4	40.376		37.556		29.519	191.4	1:47.451		11	40.758		37.956		30.036	187.1	1:48.750	
5	40.769		37.416		29.416	189.8	1:47.601		12	40.547		38.203		29.840	186.8	1:48.590	
6	39.694		37.902		29.469	189.1	1:47.065		13	40.438		38.469		30.305	185.8	1:49.212	
7	39.738		37.357		29.426	190.1	1:46.521										
72 TANIGUCHI JPN Chevrolet Lacetti I																	
1	49.565		38.859		30.568	192.8	1:58.992		8	40.416		38.180		30.245	189.8	1:48.841	
2	40.620		37.971		30.432	187.1	1:49.023		9	40.276		38.073		30.044	190.1	1:48.393	
3	41.558		37.902		30.043	188.8	1:49.503		10	40.486		38.326		29.981	189.8	1:48.793	
4	41.000		37.708		29.824	191.1	1:48.532		11	40.634		38.832		30.073	189.1	1:49.539	
5	40.237		39.127		29.812	190.4	1:49.176		12	40.835		38.640		30.242	189.4	1:49.717	
6	40.729		38.047		29.807	190.8	1:48.583		13	40.895		38.373		30.454	189.4	1:49.722	
7	40.956		38.248		30.110	190.4	1:49.314										



Weather/Track: Cloud 23C/Dry 38C

Circuit Length - 4.005 kilometres
Circuit Ricardo Tormo
Valencia

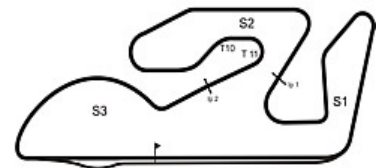
Printed at 13:31, Sunday, 19 September, 2010

© MST Systems Ltd, 2005 (www.mstworld.com)

Page 4

2010 FIA World Touring Car Championship Race 1 - Best Sector Speeds Report

SECTOR 1		SECTOR 2		SECTOR 3			
POS	NO	SPEED	TRAP AVAILABLE	NO	NAME	SPEED	LAP
				18	BARTH	194.9	2
				5	MICHELISZ	194.5	4
				17	NYKJAER	194.5	1
				2	CORONEL	194.2	5
				4	GENE	193.2	2
				3	MONTEIRO	192.8	1
				72	TANIGUCHI	192.8	1
				39	CAROL	192.5	1
				1	TARQUINI	192.1	1
				6	MULLER	191.4	1
				7	HUFF	191.1	1
				8	MENU	191.1	1
				20	O'YOUNG	191.1	1
				24	POULSEN	191.1	3
				15	ENGSTLER	190.4	1
				10	FARFUS	190.1	4
				16	ROMANOV	190.1	1
				11	PRIAULX	189.8	1
				21	BENNANI	188.4	1
				26	D'ASTE	187.8	1
				25	HERNANDEZ	187.5	4



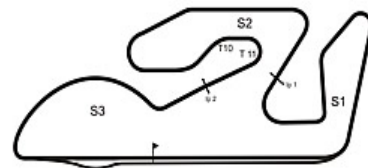
Weather/Track: Cloud 23C/Dry 38C

Circuit Length - 4.005 kilometres
Circuit Ricardo Tormo
Valencia

2010 FIA World Touring Car Championship Race 1 - Best Sector Times Report

POS	NO	SECTOR 1		SECTOR 2		SECTOR 3		IDEAL/BEST LAP COMPARISON							
		TIME	LAP	NO	TIME	LAP	NO	TIME	LAP	NO	NAME	IDEAL	BEST	LAP	DIFF
1	8	39.279	2	1	36.916	1	1	28.952	1	1	TARQUINI	1:45.305	1:45.811	2	+ 0.506
2	6	39.327	2	7	37.078	1	7	28.979	1	7	HUFF	1:45.446	1:45.946	3	+ 0.500
3	7	39.389	2	4	37.117	1	4	29.084	1	8	MENU	1:45.644	1:45.941	2	+ 0.297
4	1	39.437	3	3	37.194	1	5	29.115	2	6	MULLER	1:45.705	1:45.919	2	+ 0.214
5	24	39.482	3	8	37.197	1	18	29.149	2	4	GENE	1:45.759	1:46.066	2	+ 0.307
6	10	39.501	2	6	37.204	4	3	29.154	2	3	MONTEIRO	1:45.884	1:46.029	2	+ 0.145
7	3	39.536	2	5	37.216	3	2	29.165	1	5	MICHELISZ	1:45.987	1:46.101	3	+ 0.114
8	4	39.558	2	17	37.298	2	8	29.168	1	17	NYKJAER	1:46.141	1:46.141	2	+ 0.000
9	17	39.570	2	39	37.345	3	6	29.174	1	10	FARFUS	1:46.154	1:46.353	2	+ 0.199
10	11	39.599	2	11	37.355	3	11	29.202	2	11	PRIAULX	1:46.156	1:46.222	2	+ 0.066
11	5	39.656	3	18	37.365	2	10	29.268	1	2	CORONEL	1:46.259	1:46.366	2	+ 0.107
12	2	39.688	2	10	37.385	2	17	29.273	2	18	BARTH	1:46.268	1:46.268	2	+ 0.000
13	39	39.694	6	2	37.406	1	20	29.322	1	24	POULSEN	1:46.296	1:46.395	3	+ 0.099
14	18	39.754	2	25	37.460	3	24	29.328	2	39	CAROL	1:46.450	1:46.521	7	+ 0.071
15	25	39.791	3	20	37.485	2	39	29.411	3	20	O'YOUNG	1:46.691	1:46.730	2	+ 0.039
16	26	39.837	3	24	37.486	2	26	29.467	3	26	D'ASTE	1:46.880	1:47.057	3	+ 0.177
17	20	39.884	2	26	37.576	4	16	29.477	4	25	HERNANDEZ	1:46.905	1:46.946	3	+ 0.041
18	16	40.189	4	15	37.655	4	15	29.555	5	16	ROMANOV	1:47.404	1:47.404	4	+ 0.000
19	15	40.199	4	21	37.672	3	25	29.654	2	15	ENGSTLER	1:47.409	1:47.451	4	+ 0.042
20	72	40.237	5	72	37.708	4	21	29.705	3	21	BENNANI	1:47.616	1:47.688	3	+ 0.072
21	21	40.239	4	16	37.738	4	72	29.807	6	72	TANIGUCHI	1:47.752	1:48.393	9	+ 0.641

'Perfect Lap' - 1:45.147



Weather/Track: Cloud 23C/Dry 38C

Circuit Length - 4.005 kilometres
Circuit Ricardo Tormo
Valencia

2010 FIA World Touring Car Championship

RACE 1 - LAP CHART

Lap 1			Lap 2			Lap 3			Lap 4			Lap 5		
No	Behind	Laptime	No	Behind	Laptime	No	Behind	Laptime	No	Behind	Laptime	No	Behind	Laptime
1		1:49.973	1		1:45.811	1		1:45.929	1		1:45.961	1		1:46.219
7	0.487	1:50.460	7	0.868	1:46.192	7	0.885	1:45.946	7	0.969	1:46.045	6	1.525	1:46.248
6	1.070	1:51.043	6	1.178	1:45.919	6	1.426	1:46.177	6	1.496	1:46.031	7	2.074	1:47.324
8	1.502	1:51.475	8	1.632	1:45.941	8	1.841	1:46.138	8	2.212	1:46.332	8	2.725	1:46.732
4	1.967	1:51.940	4	2.222	1:46.066	4	2.544	1:46.251	4	3.522	1:46.939	4	4.109	1:46.806
3	2.504	1:52.477	3	2.722	1:46.029	3	3.215	1:46.422	3	4.165	1:46.911	3	4.932	1:46.986
11	3.030	1:53.003	11	3.441	1:46.222	11	4.278	1:46.766	11	4.746	1:46.429	11	5.409	1:46.882
18	3.256	1:53.229	18	3.713	1:46.268	18	4.687	1:46.903	18	5.261	1:46.535	18	6.040	1:46.998
2	3.662	1:53.635	2	4.217	1:46.366	2	5.119	1:46.831	2	5.916	1:46.758	10	6.626	1:46.606
10	4.245	1:54.218	10	4.787	1:46.353	10	5.522	1:46.664	10	6.239	1:46.678	2	7.194	1:47.497
17	4.733	1:54.706	17	5.063	1:46.141	17	5.853	1:46.719	17	7.139	1:47.247	17	8.766	1:47.846
24	5.172	1:55.145	24	5.776	1:46.415	24	6.242	1:46.395	24	7.539	1:47.258	24	9.226	1:47.906
20	5.710	1:55.683	20	6.629	1:46.730	5	7.345	1:46.101	5	7.904	1:46.520	5	9.442	1:47.757
5	6.747	1:56.720	5	7.173	1:46.237	20	8.618	1:47.918	20	10.069	1:47.412	20	11.855	1:48.005
25	6.793	1:56.766	25	8.567	1:47.585	25	9.584	1:46.946	25	11.087	1:47.464	39	12.565	1:47.601
39	7.171	1:57.144	39	8.924	1:47.564	39	9.693	1:46.698	39	11.183	1:47.451	21	16.270	1:48.566
21	7.752	1:57.725	26	9.489	1:47.305	26	10.617	1:47.057	26	12.094	1:47.438	15	18.419	1:48.337
26	7.995	1:57.968	21	10.251	1:48.310	21	12.010	1:47.688	21	13.923	1:47.874	16	20.074	1:48.597
15	8.886	1:58.859	72	12.231	1:49.023	15	14.811	1:48.452	15	16.301	1:47.451	72	21.333	1:49.176
72	9.019	1:58.992	15	12.288	1:49.213	72	15.805	1:49.503	16	17.696	1:47.404	25	34.890	2:10.022P
16	9.174	1:59.147	16	13.004	1:49.641	16	16.253	1:49.178	72	18.376	1:48.532			

Subject to Technical Scrutineering. For Media Information Purposes - No Regulatory Value. Valencia

Weather/Track: Cloud 23C/Dry 38C

Circuit Length = 4.0050 km.

Start: 13:03 End: 13:26

2010 FIA World Touring Car Championship

RACE 1 - LAP CHART

(contd.)

Lap 6			Lap 7			Lap 8			Lap 9			Lap 10		
No	Behind	Laptime	No	Behind	Laptime	No	Behind	Laptime	No	Behind	Laptime	No	Behind	Laptime
1		1:46.527	1		1:46.719	1		1:46.824	1		1:47.085	1		1:47.093
6	1.471	1:46.473	6	1.221	1:46.469	6	1.383	1:46.986	6	1.243	1:46.945	6	1.141	1:46.991
7	2.476	1:46.929	7	2.145	1:46.388	7	2.115	1:46.794	7	1.909	1:46.879	7	1.971	1:47.155
8	3.196	1:46.998	8	3.637	1:47.160	8	4.203	1:47.390	8	6.264	1:49.146	4	7.465	1:47.943
4	4.374	1:46.792	4	4.927	1:47.272	4	5.599	1:47.496	4	6.615	1:48.101	11	8.931	1:48.767
3	6.045	1:47.640	11	7.011	1:47.310	11	7.040	1:46.853	11	7.257	1:47.302	3	9.866	1:48.250
11	6.420	1:47.538	3	7.532	1:48.206	3	8.183	1:47.475	3	8.709	1:47.611	8	10.171	1:51.000
18	7.146	1:47.633	10	8.408	1:47.631	10	10.016	1:48.432	18	12.299	1:48.966	18	13.079	1:47.873
10	7.496	1:47.397	18	8.569	1:48.142	18	10.418	1:48.673	2	12.861	1:48.610	2	13.773	1:48.005
2	8.904	1:48.237	2	9.945	1:47.760	2	11.336	1:48.215	17	13.307	1:48.795	17	14.190	1:47.976
17	9.246	1:47.007	17	10.132	1:47.605	17	11.597	1:48.289	5	14.691	1:49.837	5	15.577	1:47.979
5	10.011	1:47.096	5	10.781	1:47.489	5	11.939	1:47.982	39	14.997	1:49.036	24	15.872	1:47.749
24	10.516	1:47.817	24	11.363	1:47.566	24	12.439	1:47.900	24	15.216	1:49.862	39	18.526	1:50.622
39	13.103	1:47.065	39	12.905	1:46.521	39	13.046	1:46.965	20	18.953	1:48.872	20	20.386	1:48.526
20	14.060	1:48.732	20	15.749	1:48.408	20	17.166	1:48.241	15	24.580	1:48.708	15	26.131	1:48.644
15	20.321	1:48.429	15	21.469	1:47.867	15	22.957	1:48.312	16	27.758	1:48.172	16	29.142	1:48.477
16	23.118	1:49.571	16	24.982	1:48.583	16	26.671	1:48.513	10	29.716	2:06.785P	72	31.009	1:48.793
72	23.389	1:48.583	72	25.984	1:49.314	72	28.001	1:48.841	72	29.309	1:48.393	25	2 LAPS	1:48.063
21	54.240	2:24.497P				25	2 LAPS	5:50.834	25	2 LAPS	1:48.252	10	1:38.499	2:55.876

Subject to Technical Scrutineering. For Media Information Purposes - No Regulatory Value. Valencia

Weather/Track: Cloud 23C/Dry 38C

Circuit Length = 4.0050 km.

Start: 13:03 End: 13:26

2010 FIA World Touring Car Championship
RACE 1 - LAP CHART

(contd.)

Lap 11			Lap 12			Lap 13			Lap 14			Lap 15		
No	Behind	Laptime	No	Behind	Laptime	No	Behind	Laptime	No	Behind	Laptime	No	Behind	Laptime
1		1:47.330	1		1:47.672	1		1:47.981						
6	0.936	1:47.125	6	0.722	1:47.458	6	0.513	1:47.772						
7	2.258	1:47.617	7	2.446	1:47.860	7	6.318	1:51.853						
4	8.476	1:48.341	4	9.302	1:48.498	4	9.949	1:48.628						
11	9.441	1:47.840	11	9.630	1:47.861	11	10.544	1:48.895						
3	10.705	1:48.169	3	11.274	1:48.241	3	11.666	1:48.373						
8	12.916	1:50.075	18	13.884	1:48.100	18	13.734	1:47.831						
18	13.456	1:47.707	8	14.537	1:49.293	8	14.521	1:47.965						
2	14.801	1:48.358	17	16.122	1:48.756	17	16.586	1:48.445						
17	15.038	1:48.178	2	16.337	1:49.208	2	17.217	1:48.861						
5	17.377	1:49.130	5	17.721	1:48.016	5	17.929	1:48.189						
24	17.695	1:49.153	24	18.116	1:48.093	24	18.434	1:48.299						
39	19.946	1:48.750	39	20.864	1:48.590	39	22.095	1:49.212						
20	22.386	1:49.330	20	23.866	1:49.152	20	25.535	1:49.650						
15	27.279	1:48.478	15	28.618	1:49.011	15	29.318	1:48.681						
16	30.335	1:48.523	16	31.550	1:48.887	16	32.595	1:49.026						
72	33.218	1:49.539	72	35.263	1:49.717	72	37.004	1:49.722						
25	2 LAPS	1:48.002	25	2 LAPS	1:48.365	25	2 LAPS	1:48.986						
10	1:38.247	1:47.078	10	1:37.654	1:47.079	10	1:37.389	1:47.716						

Subject to Technical Scrutineering. For Media Information Purposes - No Regulatory Value.

Weather/Track: Cloud 23C/Dry 38C

Valencia
 Circuit Length = 4.0050 km.
 Start: 13:03 End: 13:26

2010 FIA World Touring Car Championship

GRID FOR RACE 2

ROW 11	26	D'ASTE	25	HERNANDEZ
ROW 10	21	BENNANI	10	FARFUS
ROW 9	72	TANIGUCHI	16	ROMANOV
ROW 8	15	ENGSTLER	20	O'YOUNG
ROW 7	39	CAROL	24	POULSEN
ROW 6	5	MICHELISZ	2	CORONEL
ROW 5	17	NYKJAER	1	TARQUINI
ROW 4	6	MULLER	7	HUFF
ROW 3	4	GENE	11	PRIAULX
ROW 2	3	MONTEIRO	18	BARTH
ROW 1	8	MENU		

POLE



Cars 25, 26 to back of grid, Stewards decisions 6,7 refer.
 Weather/Track: Cloud 23C/Dry 38C

Valencia
 Circuit Length = 4.0050 km.
 Start: 13:03 End: 13:26

Race Director:	Steward:	Timekeeper:
----------------	----------	-------------

2010 FIA World Touring Car Championship
RACE 2 - PROVISIONAL CLASSIFICATION

POS	NO	CLS	DRIVER / TEAM	NAT	CAR	TIME	LAPS	GAP	KPH	BEST
1	3		Tiago MONTEIRO	POR	SEAT Leon TDI	23:29.770	13		132.95	1:46.719
2	6		Yvan MULLER	FRA	Chevrolet Cruze	23:30.489	13	0.719	132.88	1:46.824
3	1		Gabriele TARQUINI	ITA	SEAT Leon TDI	23:33.225	13	3.455	132.62	1:46.883
4	11		Andy PRIAULX	GBR	BMW 320si	23:33.555	13	3.785	132.59	1:47.015
5	4		Jordi GENE	ESP	SEAT Leon TDI	23:33.953	13	4.183	132.56	1:46.763
6	7		Robert HUFF	GBR	Chevrolet Cruze	23:34.752	13	4.982	132.48	1:47.094
7	17		Michel NYKJAER	DEN	SEAT Leon TDI	23:37.018	13	7.248	132.27	1:47.067
8	10		Augusto FARFUS	BRA	BMW 320si	23:37.595	13	7.825	132.22	1:47.247
9	2		Tom CORONEL	NED	SEAT Leon TDI	23:38.794	13	9.024	132.10	1:47.280
10	24	I	Kristian POULSEN	DEN	BMW 320si	23:39.895	13	10.125	132.00	1:47.334
11	8		Alain MENU	SUI	Chevrolet Cruze	23:43.126	13	13.356	131.70	1:47.316
12	5		Norbert MICHELISZ	HUN	SEAT Leon TDI	23:44.996	13	15.226	131.53	1:47.378
13	39	I	Marc CAROL	ESP	SEAT Leon	23:45.559	13	15.789	131.48	1:47.839
14	15	I	Franz ENGSTLER	GER	BMW 320si	23:45.724	13	15.954	131.46	1:48.190
15	25	I	Sergio HERNANDEZ	ESP	BMW 320si	23:48.486	13	18.716	131.21	1:48.130
16	21	I	Mehdi BENNANI	MAR	BMW 320si	23:57.225	13	27.455	130.41	1:48.501
17	20	I	Darryl O'YOUNG	HKG	Chevrolet Lacetti	23:58.781	13	29.011	130.27	1:48.409
18	72	I	Yukinori TANIGUCHI	JPN	Chevrolet Lacetti	24:02.742	13	32.972	129.91	1:48.800
19	16	I	Andrei ROMANOV	RUS	BMW 320si	24:03.406	13	33.636	129.85	1:49.204

NOT CLASSIFIED

18			Fredy BARTH	SUI	SEAT Leon TDI	13:04.874	7	D.N.F.	128.58	1:46.997
----	--	--	--------------------	------------	---------------	-----------	---	--------	--------	----------

FASTEST LAP

3			Tiago MONTEIRO		SEAT Leon TDI	1:46.719	2	83.94mph	135.10kph
24	I		Kristian POULSEN		BMW 320si	1:47.334	5	83.46mph	134.32kph

Valencia

Subject to Technical Scrutineering. For Media Information Purposes - No Regulatory Value.

Circuit Length = 4.0050 km.

Weather/Track: Sun 26C/Dry 42C

Start: 15:18 End: 15:42

Race Director:	Steward:	Timekeeper:	Issued at:
----------------	----------	-------------	------------

2010 FIA World Touring Car Championship
RACE 2 RESULT

POS	NO	CLS	DRIVER / TEAM	NAT	CAR	TIME	LAPS	GAP	KPH	BEST
1	3		Tiago MONTEIRO	POR	SEAT Leon TDI	23:29.770	13		132.95	1:46.719
2	6		Yvan MULLER	FRA	Chevrolet Cruze	23:30.489	13	0.719	132.88	1:46.824
3	1		Gabriele TARQUINI	ITA	SEAT Leon TDI	23:33.225	13	3.455	132.62	1:46.883
4	11		Andy PRIAULX	GBR	BMW 320si	23:33.555	13	3.785	132.59	1:47.015
5	4		Jordi GENE	ESP	SEAT Leon TDI	23:33.953	13	4.183	132.56	1:46.763
6	7		Robert HUFF	GBR	Chevrolet Cruze	23:34.752	13	4.982	132.48	1:47.094
7	17		Michel NYKJAER	DEN	SEAT Leon TDI	23:37.018	13	7.248	132.27	1:47.067
8	10		Augusto FARFUS	BRA	BMW 320si	23:37.595	13	7.825	132.22	1:47.247
9	2		Tom CORONEL	NED	SEAT Leon TDI	23:38.794	13	9.024	132.10	1:47.280
10	24	I	Kristian POULSEN	DEN	BMW 320si	23:39.895	13	10.125	132.00	1:47.334
11	8		Alain MENU	SUI	Chevrolet Cruze	23:43.126	13	13.356	131.70	1:47.316
12	5		Norbert MICHELISZ	HUN	SEAT Leon TDI	23:44.996	13	15.226	131.53	1:47.378
13	39	I	Marc CAROL	ESP	SEAT Leon	23:45.559	13	15.789	131.48	1:47.839
14	15	I	Franz ENGSTLER	GER	BMW 320si	23:45.724	13	15.954	131.46	1:48.190
15	25	I	Sergio HERNANDEZ	ESP	BMW 320si	23:48.486	13	18.716	131.21	1:48.130
16	21	I	Mehdi BENNANI	MAR	BMW 320si	23:57.225	13	27.455	130.41	1:48.501
17	20	I	Darryl O'YOUNG	HKG	Chevrolet Lacetti	23:58.781	13	29.011	130.27	1:48.409
18	72	I	Yukinori TANIGUCHI	JPN	Chevrolet Lacetti	24:02.742	13	32.972	129.91	1:48.800
19	16	I	Andrei ROMANOV	RUS	BMW 320si	24:03.406	13	33.636	129.85	1:49.204

NOT CLASSIFIED

18			Fredy BARTH	SUI	SEAT Leon TDI	13:04.874	7	D.N.F.	128.58	1:46.997
----	--	--	--------------------	------------	---------------	-----------	---	--------	--------	----------

FASTEST LAP

3			Tiago MONTEIRO		SEAT Leon TDI	1:46.719	2	83.94mph	135.10kph
24	I		Kristian POULSEN		BMW 320si	1:47.334	5	83.46mph	134.32kph

Valencia

Circuit Length = 4.0050 km.

Start: 15:18 End: 15:42

Weather/Track: Sun 26C/Dry 42C

Race Director:	Steward:	Timekeeper:	Issued at:
----------------	----------	-------------	------------

2010 FIA World Touring Car Championship

Race 2 - Sector Analysis Report

Lap S1 Time S1 Spd S2 Time S2 Spd S3 Time S3 Spd Lap Time Pit Lap S1 Time S1 Spd S2 Time S2 Spd S3 Time S3 Spd Lap Time Pit

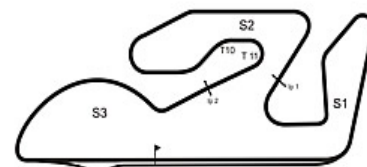
1 TARQUINI				ITA				SEAT Leon TDI			
1	50.062	38.245	29.344	191.8	1:57.651	8	40.305	38.251	29.606	191.8	1:48.162
2	39.776	37.617	29.490	191.8	1:46.883	9	40.374	37.995	29.632	192.1	1:48.001
3	39.917	37.625	29.450	192.5	1:46.992	10	40.273	37.949	29.644	192.8	1:47.866
4	40.016	37.802	29.442	193.5	1:47.260	11	40.367	38.122	29.724	192.1	1:48.213
5	40.698	37.773	29.545	191.8	1:48.016	12	40.417	38.360	30.200	183.6	1:48.977
6	40.122	37.787	29.480	192.5	1:47.389	13	41.074	38.805	30.054	191.4	1:49.933
7	40.476	37.951	29.455	192.1	1:47.882						

2 CORONEL				NED				SEAT Leon TDI			
1	50.805	39.018	30.415	190.1	2:00.238	8	40.255	37.935	29.724	192.5	1:47.914
2	40.465	37.771	29.746	192.1	1:47.982	9	40.441	37.963	29.589	193.8	1:47.993
3	40.740	37.739	29.487	192.1	1:47.966	10	40.557	38.248	29.805	192.8	1:48.610
4	40.061	37.820	29.399	193.5	1:47.280	11	40.779	38.404	29.749	192.1	1:48.932
5	39.992	37.879	29.525	192.8	1:47.396	12	40.468	38.223	30.695	189.8	1:49.386
6	40.346	37.961	29.470	193.2	1:47.777	13	40.897	38.462	29.886	191.4	1:49.245
7	40.340	38.093	29.642	192.5	1:48.075						

3 MONTEIRO				POR				SEAT Leon TDI			
1	48.026	37.556	29.171	189.1	1:54.753	8	40.279	37.988	29.599	190.1	1:47.866
2	39.819	37.477	29.423	189.8	1:46.719	9	40.383	37.977	29.734	189.8	1:48.094
3	39.894	37.629	29.373	189.4	1:46.896	10	40.696	38.366	29.710	189.1	1:48.772
4	40.067	37.742	29.568	190.4	1:47.377	11	40.674	38.313	29.742	189.8	1:48.729
5	40.112	37.888	29.588	189.8	1:47.588	12	40.544	38.169	29.629	190.1	1:48.342
6	40.260	37.918	29.593	189.4	1:47.771	13	40.748	38.265	29.807	189.8	1:48.820
7	40.522	38.006	29.515	190.1	1:48.043						

4 GENE				ESP				SEAT Leon TDI			
1	49.866	38.640	29.622	191.4	1:58.128	8	40.235	37.999	29.606	191.1	1:47.840
2	39.697	37.570	29.496	192.5	1:46.763	9	41.454	38.060	29.654	193.5	1:49.168
3	39.987	37.755	29.419	192.8	1:47.161	10	40.322	38.102	29.731	191.8	1:48.155
4	40.158	37.600	29.527	193.2	1:47.285	11	40.487	38.233	29.727	191.8	1:48.447
5	40.704	37.824	29.441	192.8	1:47.969	12	40.632	38.300	29.674	191.1	1:48.606
6	40.216	37.871	29.687	192.1	1:47.774	13	40.742	38.106	29.712	192.5	1:48.560
7	40.460	38.065	29.572	192.5	1:48.097						

5 MICHELISZ				HUN				SEAT Leon TDI			
1	50.922	41.390	29.717	193.2	2:02.029	8	40.418	38.263	29.799	192.8	1:48.480
2	40.216	37.509	29.653	193.5	1:47.378	9	40.406	38.506	29.867	192.8	1:48.779
3	40.613	38.110	29.468	193.8	1:48.191	10	40.511	38.234	29.916	193.2	1:48.661
4	40.344	37.917	29.542	193.5	1:47.803	11	40.606	38.548	29.928	192.1	1:49.082
5	40.304	37.994	29.953	192.8	1:48.251	12	40.655	38.943	30.331	192.5	1:49.929
6	40.292	37.941	29.829	192.5	1:48.062	13	40.860	38.972	30.146	191.4	1:49.978
7	40.451	38.164	29.758	192.8	1:48.373						



Weather/Track: Sun 26C/Dry 42C

Circuit Length - 4.005 kilometres
Circuit Ricardo Tormo
Valencia

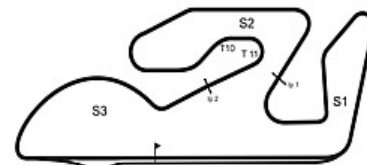
Printed at 15:47, Sunday, 19 September, 2010

© MST Systems Ltd, 2005 (www.mstworld.com)

Page 1

2010 FIA World Touring Car Championship Race 2 - Sector Analysis Report

Lap	S1 Time	S1 Spd	S2 Time	S2 Spd	S3 Time	S3 Spd	Lap Time	Pit	Lap	S1 Time	S1 Spd	S2 Time	S2 Spd	S3 Time	S3 Spd	Lap Time	Pit
6 MULLER FRA Chevrolet Cruze																	
1	49.091		37.479		29.570	189.4	1:56.140		8	40.127		37.969		29.661	189.1	1:47.757	
2	39.736		37.527		29.561	190.1	1:46.824		9	40.287		38.101		29.719	189.8	1:48.107	
3	39.925		37.886		29.539	189.8	1:47.350		10	40.260		38.015		29.863	188.8	1:48.138	
4	40.010		37.864		29.664	190.4	1:47.538		11	40.377		38.186		29.793	189.1	1:48.356	
5	40.102		37.808		29.632	190.1	1:47.542		12	40.230		38.202		29.756	189.1	1:48.188	
6	39.879		38.050		29.784	190.1	1:47.713		13	40.487		38.085		29.888	185.8	1:48.460	
7	40.619		38.011		29.746	188.4	1:48.376										
7 HUFF GBR Chevrolet Cruze																	
1	50.254		38.438		29.775	190.4	1:58.467		8	40.395		38.065		29.592	189.4	1:48.052	
2	39.857		37.674		29.563	189.4	1:47.094		9	40.693		38.072		29.717	190.8	1:48.482	
3	40.194		37.811		29.394	190.1	1:47.399		10	40.449		38.161		29.850	189.4	1:48.460	
4	39.920		37.916		29.580	190.8	1:47.416		11	40.423		38.126		29.847	189.8	1:48.396	
5	40.397		38.039		29.632	190.1	1:48.068		12	40.402		38.285		29.883	189.8	1:48.570	
6	40.375		37.977		29.619	190.4	1:47.971		13	40.460		38.299		29.950	189.4	1:48.709	
7	40.139		37.948		29.581	190.8	1:47.668										
8 MENU SUI Chevrolet Cruze																	
1	54.215		39.068		30.053	188.4	2:03.336		8	40.290		38.175		29.667	189.1	1:48.132	
2	39.902		37.819		29.595	186.2	1:47.316		9	40.415		37.965		29.716	190.8	1:48.096	
3	40.125		37.879		29.679	190.1	1:47.683		10	40.298		38.289		29.943	189.4	1:48.530	
4	40.631		37.990		29.667	190.8	1:48.288		11	40.271		38.332		29.956	187.8	1:48.559	
5	40.033		37.778		29.872	190.4	1:47.683		12	40.718		38.222		29.856	188.4	1:48.796	
6	40.243		38.899		29.820	189.1	1:48.962		13	40.572		38.295		29.863	188.4	1:48.730	
7	40.590		38.091		30.334	189.8	1:49.015										
10 FARFUS BRA BMW 320si																	
1	51.076		39.093		30.223	186.8	2:00.392		8	40.238		37.854		29.787	188.1	1:47.879	
2	40.611		37.890		29.794	186.8	1:48.295		9	40.255		38.040		29.753	188.8	1:48.048	
3	40.622		37.828		29.509	188.4	1:47.959		10	40.303		38.286		29.908	188.1	1:48.497	
4	39.943		37.824		29.480	188.8	1:47.247		11	40.595		38.553		30.095	187.5	1:49.243	
5	40.006		37.883		29.523	188.8	1:47.412		12	40.231		38.050		30.037	187.5	1:48.318	
6	40.119		38.056		29.705	189.1	1:47.880		13	40.388		38.101		29.954	187.1	1:48.443	
7	40.144		38.048		29.790	188.1	1:47.982										
11 PRIAULX GBR BMW 320si																	
1	49.658		38.028		29.381	187.5	1:57.067		8	40.272		37.755		29.710	187.5	1:47.737	
2	39.874		37.526		29.615	186.8	1:47.015		9	40.301		38.053		29.773	186.8	1:48.127	
3	39.849		37.790		29.480	188.1	1:47.119		10	40.171		37.747		29.673	187.5	1:47.591	
4	39.988		37.774		29.613	187.8	1:47.375		11	40.249		37.872		29.623	188.1	1:47.744	
5	41.772		38.002		29.767	186.8	1:49.541		12	40.339		38.070		29.991	190.8	1:48.400	
6	40.161		37.805		29.751	187.5	1:47.717		13	41.156		39.007		30.098	187.1	1:50.261	
7	40.170		37.982		29.709	188.1	1:47.861										



Weather/Track: Sun 26C/Dry 42C

Circuit Length - 4.005 kilometres
Circuit Ricardo Tormo
Valencia

2010 FIA World Touring Car Championship Race 2 - Sector Analysis Report

Lap S1 Time S1 Spd S2 Time S2 Spd S3 Time S3 Spd Lap Time Pit Lap S1 Time S1 Spd S2 Time S2 Spd S3 Time S3 Spd Lap Time Pit

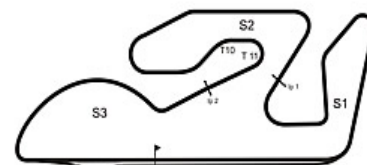
15 ENGSTLER					GER	BMW 320si					I
1	51.418	40.120	30.206	185.5	2:01.744	8	40.474	38.457	30.059	187.8	1:48.990
2	41.158	37.868	29.876	189.8	1:48.902	9	40.522	38.434	29.932	188.1	1:48.888
3	40.827	38.044	29.728	187.8	1:48.599	10	40.544	38.147	30.095	187.1	1:48.786
4	40.223	38.002	29.965	187.5	1:48.190	11	40.460	38.104	29.946	188.1	1:48.510
5	40.361	38.084	30.134	187.8	1:48.579	12	40.487	38.337	30.068	187.8	1:48.892
6	40.355	37.944	29.911	188.4	1:48.210	13	40.640	38.119	30.061	187.5	1:48.820
7	40.410	37.967	30.237	188.1	1:48.614						

16 ROMANOV					RUS	BMW 320si					I
1	52.304	40.379	33.060	186.2	2:05.743	8	40.483	38.319	30.874	187.1	1:49.676
2	41.390	38.843	30.370	188.4	1:50.603	9	41.074	38.339	29.791	187.8	1:49.204
3	40.765	38.821	29.952	188.4	1:49.538	10	40.724	38.579	30.226	188.4	1:49.529
4	41.540	38.347	29.808	187.8	1:49.695	11	41.083	38.626	30.199	186.5	1:49.908
5	40.850	38.376	30.388	182.7	1:49.614	12	41.339	39.184	30.535	187.5	1:51.058
6	40.982	38.236	29.999	185.8	1:49.217	13	41.371	38.398	30.629	185.2	1:50.398
7	40.841	38.118	30.264	186.5	1:49.223						

17 NYKJAER					DEN	SEAT Leon TDI					I
1	50.613	38.911	30.369	191.4	1:59.893	8	40.313	37.984	29.709	191.8	1:48.006
2	40.609	37.701	29.704	190.4	1:48.014	9	40.236	38.039	29.663	193.2	1:47.938
3	40.371	37.565	29.571	192.1	1:47.507	10	40.585	38.071	30.045	191.4	1:48.701
4	39.973	37.626	29.468	192.5	1:47.067	11	40.450	38.114	29.855	191.8	1:48.419
5	40.146	37.688	29.594	192.5	1:47.428	12	40.406	38.212	29.977	191.4	1:48.595
6	40.252	38.206	29.840	191.8	1:48.298	13	40.502	38.362	30.179	190.4	1:49.043
7	40.140	38.202	29.767	192.1	1:48.109						

18 BARTH					SUI	SEAT Leon TDI					I
1	48.190	37.900	29.312	191.4	1:55.402	5	39.966	37.887	29.411	191.8	1:47.264
2	39.922	37.674	29.401	192.1	1:46.997	6	40.263	38.040	29.763	189.4	1:48.066
3	40.148	37.759	29.512	191.8	1:47.419	7	42.989	45.463	43.659		2:12.111 Pit
4	40.183	37.900	29.532	192.1	1:47.615						

20 O'YOUNG					HKG	Chevrolet Lacetti					I
1	53.935	39.687	30.967	186.2	2:04.589	8	41.055	38.401	29.816	189.4	1:49.272
2	41.263	38.266	29.915	188.4	1:49.444	9	41.164	38.303	29.864	189.8	1:49.331
3	40.481	38.198	29.730	188.4	1:48.409	10	41.035	38.343	30.030	189.8	1:49.408
4	40.621	38.354	29.960	188.8	1:48.935	11	40.970	38.338	30.031	189.8	1:49.339
5	40.485	38.687	30.245	188.1	1:49.417	12	40.864	38.503	30.231	189.1	1:49.598
6	40.785	38.809	30.591	187.1	1:50.185	13	41.066	38.960	30.305	188.8	1:50.331
7	41.407	38.841	30.275	188.1	1:50.523						

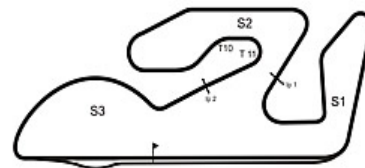


Weather/Track: Sun 26C/Dry 42C

Circuit Length - 4.005 kilometres
Circuit Ricardo Tormo
Valencia

2010 FIA World Touring Car Championship Race 2 - Sector Analysis Report

Lap	S1 Time	S1 Spd	S2 Time	S2 Spd	S3 Time	S3 Spd	Lap Time	Pit	Lap	S1 Time	S1 Spd	S2 Time	S2 Spd	S3 Time	S3 Spd	Lap Time	Pit
21 BENNANI MAR BMW 320si I																	
1	54.065		39.963		30.696	188.1	2:04.724		8	40.918		38.196		30.202	185.8	1:49.316	
2	41.376		38.379		30.115	187.5	1:49.870		9	40.970		38.357		30.245	186.2	1:49.572	
3	40.419		38.140		29.942	188.1	1:48.501		10	41.046		38.054		30.147	186.5	1:49.247	
4	40.429		38.238		30.130	188.4	1:48.797		11	40.892		38.172		30.074	186.2	1:49.138	
5	40.389		38.433		30.460	187.5	1:49.282		12	41.155		38.259		30.086	185.8	1:49.500	
6	40.695		38.674		30.596	186.5	1:49.965		13	41.002		38.536		30.378	185.8	1:49.916	
7	41.009		38.257		30.131	186.2	1:49.397										
24 POULSEN DEN BMW 320si I																	
1	50.452		38.943		30.253	188.1	1:59.648		8	40.609		37.795		29.641	188.8	1:48.045	
2	40.473		37.908		29.897	184.3	1:48.278		9	40.660		37.843		29.770	188.8	1:48.273	
3	41.274		38.271		29.656	188.8	1:49.201		10	40.478		38.698		29.998	188.1	1:49.174	
4	39.781		37.951		29.670	189.4	1:47.402		11	39.992		37.911		29.955	187.8	1:47.858	
5	39.900		37.799		29.635	188.8	1:47.334		12	40.709		38.050		30.084	188.8	1:48.843	
6	40.035		37.807		29.684	189.8	1:47.526		13	40.778		38.914		30.359	177.0	1:50.051	
7	40.340		38.135		29.787	189.1	1:48.262										
25 HERNANDEZ ESP BMW 320si I																	
1	53.165		39.514		30.707	183.9	2:03.386		8	40.643		38.364		29.917	187.1	1:48.924	
2	40.550		37.795		29.801	186.2	1:48.146		9	40.750		38.314		29.950	187.1	1:49.014	
3	40.390		37.953		29.917	186.8	1:48.260		10	40.663		38.220		29.962	186.2	1:48.845	
4	40.445		37.870		29.815	187.1	1:48.130		11	40.661		38.258		30.068	185.8	1:48.987	
5	40.346		38.046		29.890	187.1	1:48.282		12	40.639		38.302		30.021	186.2	1:48.962	
6	40.639		38.108		29.816	186.8	1:48.563		13	41.212		38.750		30.649	175.0	1:50.611	
7	40.397		38.075		29.904	187.1	1:48.376										
39 CAROL ESP SEAT Leon I																	
1	51.664		39.032		29.801	187.8	2:00.497		8	40.569		37.925		29.842	188.1	1:48.336	
2	40.720		37.959		29.750	189.1	1:48.429		9	40.280		37.933		30.089	188.8	1:48.302	
3	40.717		38.791		29.710	189.1	1:49.218		10	40.723		38.078		29.759	188.1	1:48.560	
4	40.559		37.814		29.638	188.1	1:48.011		11	40.528		38.477		30.283	186.8	1:49.288	
5	40.151		37.868		29.820	187.5	1:47.839		12	41.148		38.440		30.005	186.2	1:49.593	
6	40.861		38.443		29.805	188.4	1:49.109		13	40.831		38.978		30.511	187.5	1:50.320	
7	40.468		37.954		29.635	187.8	1:48.057										
72 TANIGUCHI JPN Chevrolet Lacetti I																	
1	53.709		39.522		31.438	184.9	2:04.669		8	40.664		38.439		30.206	189.4	1:49.309	
2	42.108		39.033		30.277	188.4	1:51.418		9	41.061		38.575		30.456	189.1	1:50.092	
3	40.440		38.304		30.056	188.8	1:48.800		10	41.226		38.509		30.274	189.1	1:50.009	
4	40.807		38.333		30.071	190.1	1:49.211		11	41.104		38.687		30.091	188.8	1:49.882	
5	40.381		38.443		30.265	188.4	1:49.089		12	41.525		39.153		30.535	189.8	1:51.213	
6	40.859		38.418		30.226	188.1	1:49.503		13	41.121		38.430		30.445	188.1	1:49.996	
7	40.837		38.423		30.291	189.8	1:49.551										



Weather/Track: Sun 26C/Dry 42C

Circuit Length - 4.005 kilometres
Circuit Ricardo Tormo
Valencia

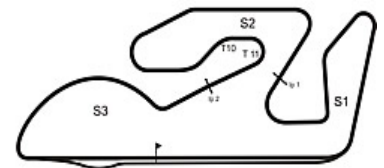
Printed at 15:47, Sunday, 19 September, 2010

© MST Systems Ltd, 2005 (www.mstworld.com)

Page 4

2010 FIA World Touring Car Championship Race 2 - Best Sector Speeds Report

SECTOR 1		SECTOR 2		SECTOR 3		SPEED	LAP
POS	NO	NO	NO	NO	NAME		
						193.8	9
						193.8	3
						193.5	4
						193.5	9
						193.2	9
						192.1	2
						190.8	4
						190.8	4
						190.8	12
						190.4	4
						190.4	4
						190.1	4
						189.8	2
						189.8	9
						189.8	6
						189.1	6
						189.1	2
						188.4	2
						188.4	4
						187.1	4



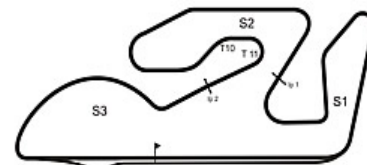
Weather/Track: Sun 26C/Dry 42C

Circuit Length - 4.005 kilometres
Circuit Ricardo Tormo
Valencia

2010 FIA World Touring Car Championship Race 2 - Best Sector Times Report

POS	SECTOR 1			SECTOR 2			SECTOR 3			NO	NAME	IDEAL/BEST LAP COMPARISON			DIFF
	NO	TIME	LAP	NO	TIME	LAP	NO	TIME	LAP			IDEAL	BEST	LAP	
1	4	39.697	2	3	37.477	2	3	29.171	1	3	MONTEIRO	1:46.467	1:46.719	2	+ 0.252
2	6	39.736	2	6	37.479	1	18	29.312	1	4	GENE	1:46.686	1:46.763	2	+ 0.077
3	1	39.776	2	5	37.509	2	1	29.344	1	1	TARQUINI	1:46.737	1:46.883	2	+ 0.146
4	24	39.781	4	11	37.526	2	11	29.381	1	6	MULLER	1:46.754	1:46.824	2	+ 0.070
5	3	39.819	2	17	37.565	3	7	29.394	3	11	PRIAULX	1:46.756	1:47.015	2	+ 0.259
6	11	39.849	3	4	37.570	2	2	29.399	4	18	BARTH	1:46.908	1:46.997	2	+ 0.089
7	7	39.857	2	1	37.617	2	4	29.419	3	7	HUFF	1:46.925	1:47.094	2	+ 0.169
8	8	39.902	2	7	37.674	2	5	29.468	3	17	NYKJAER	1:47.006	1:47.067	4	+ 0.061
9	18	39.922	2	18	37.674	2	17	29.468	4	2	CORONEL	1:47.130	1:47.280	4	+ 0.150
10	10	39.943	4	2	37.739	3	10	29.480	4	5	MICHELISZ	1:47.193	1:47.378	2	+ 0.185
11	17	39.973	4	8	37.778	5	6	29.539	3	24	POULSEN	1:47.211	1:47.334	5	+ 0.123
12	2	39.992	5	24	37.795	8	8	29.595	2	10	FARFUS	1:47.247	1:47.247	4	+ 0.000
13	39	40.151	5	25	37.795	2	24	29.635	5	8	MENU	1:47.275	1:47.316	2	+ 0.041
14	5	40.216	2	39	37.814	4	39	29.635	7	39	CAROL	1:47.600	1:47.839	5	+ 0.239
15	15	40.223	4	10	37.824	4	15	29.728	3	15	ENGSTLER	1:47.819	1:48.190	4	+ 0.371
16	25	40.346	5	15	37.868	2	20	29.730	3	25	HERNANDEZ	1:47.942	1:48.130	4	+ 0.188
17	72	40.381	5	21	38.054	10	16	29.791	9	21	BENNANI	1:48.385	1:48.501	3	+ 0.116
18	21	40.389	5	16	38.118	7	25	29.801	2	16	ROMANOV	1:48.392	1:49.204	9	+ 0.812
19	20	40.481	3	20	38.198	3	21	29.942	3	20	O'YOUNG	1:48.409	1:48.409	3	+ 0.000
20	16	40.483	8	72	38.304	3	72	30.056	3	72	TANIGUCHI	1:48.741	1:48.800	3	+ 0.059

'Perfect Lap' - 1:46.345



Weather/Track: Sun 26C/Dry 42C

Circuit Length - 4.005 kilometres
Circuit Ricardo Tormo
Valencia

2010 FIA World Touring Car Championship

RACE 2 - LAP CHART

Lap 1			Lap 2			Lap 3			Lap 4			Lap 5		
No	Behind	Laptime	No	Behind	Laptime	No	Behind	Laptime	No	Behind	Laptime	No	Behind	Laptime
3		1:54.753	3		1:46.719	3		1:46.896	3		1:47.377	3		1:47.588
18	0.649	1:55.402	18	0.927	1:46.997	18	1.450	1:47.419	18	1.688	1:47.615	18	1.364	1:47.264
6	1.387	1:56.140	6	1.492	1:46.824	6	1.946	1:47.350	6	2.107	1:47.538	6	2.061	1:47.542
11	2.314	1:57.067	11	2.610	1:47.015	11	2.833	1:47.119	11	2.831	1:47.375	1	3.469	1:48.016
1	2.898	1:57.651	1	3.062	1:46.883	1	3.158	1:46.992	1	3.041	1:47.260	4	3.973	1:47.969
4	3.375	1:58.128	4	3.419	1:46.763	4	3.684	1:47.161	4	3.592	1:47.285	11	4.784	1:49.541
7	3.714	1:58.467	7	4.089	1:47.094	7	4.592	1:47.399	7	4.631	1:47.416	7	5.111	1:48.068
24	4.895	1:59.648	17	6.435	1:48.014	17	7.046	1:47.507	17	6.736	1:47.067	17	6.576	1:47.428
17	5.140	1:59.893	24	6.454	1:48.278	2	7.818	1:47.966	2	7.721	1:47.280	2	7.529	1:47.396
2	5.485	2:00.238	2	6.748	1:47.982	10	8.278	1:47.959	10	8.148	1:47.247	10	7.972	1:47.412
10	5.639	2:00.392	10	7.215	1:48.295	24	8.759	1:49.201	24	8.784	1:47.402	24	8.530	1:47.334
39	5.744	2:00.497	39	7.454	1:48.429	5	9.230	1:48.191	5	9.656	1:47.803	5	10.319	1:48.251
15	6.991	2:01.744	5	7.935	1:47.378	39	9.776	1:49.218	39	10.410	1:48.011	39	10.661	1:47.839
5	7.276	2:02.029	15	9.174	1:48.902	8	9.967	1:47.683	8	10.878	1:48.288	8	10.973	1:47.683
8	8.583	2:03.336	8	9.180	1:47.316	15	10.877	1:48.599	15	11.690	1:48.190	15	12.681	1:48.579
25	8.633	2:03.386	25	10.060	1:48.146	25	11.424	1:48.260	25	12.177	1:48.130	25	12.871	1:48.282
20	9.836	2:04.589	20	12.561	1:49.444	20	14.074	1:48.409	20	15.632	1:48.935	20	17.461	1:49.417
72	9.916	2:04.669	21	13.122	1:49.870	21	14.727	1:48.501	21	16.147	1:48.797	21	17.841	1:49.282
21	9.971	2:04.724	72	14.615	1:51.418	72	16.519	1:48.800	72	18.353	1:49.211	72	19.854	1:49.089
16	10.990	2:05.743	16	14.874	1:50.603	16	17.516	1:49.538	16	19.834	1:49.695	16	21.860	1:49.614

Subject to Technical Scrutineering. For Media Information Purposes - No Regulatory Value.

Weather/Track: Sun 26C/Dry 42C

Valencia

Circuit Length = 4.0050 km.

Start: 15:18 End: 15:42

2010 FIA World Touring Car Championship

RACE 2 - LAP CHART

(contd.)

Lap 6			Lap 7			Lap 8			Lap 9			Lap 10		
No	Behind	Laptime	No	Behind	Laptime	No	Behind	Laptime	No	Behind	Laptime	No	Behind	Laptime
3		1:47.771	3		1:48.043	3		1:47.866	3		1:48.094	3		1:48.772
18	1.659	1:48.066	6	2.336	1:48.376	6	2.227	1:47.757	6	2.240	1:48.107	6	1.606	1:48.138
6	2.003	1:47.713	1	2.926	1:47.882	1	3.222	1:48.162	1	3.129	1:48.001	1	2.223	1:47.866
1	3.087	1:47.389	4	4.030	1:48.097	4	4.004	1:47.840	11	4.452	1:48.127	11	3.271	1:47.591
4	3.976	1:47.774	11	4.548	1:47.861	11	4.419	1:47.737	4	5.078	1:49.168	4	4.461	1:48.155
11	4.730	1:47.717	7	4.936	1:47.668	7	5.122	1:48.052	7	5.510	1:48.482	7	5.198	1:48.460
7	5.311	1:47.971	17	7.169	1:48.109	17	7.309	1:48.006	17	7.153	1:47.938	17	7.082	1:48.701
17	7.103	1:48.298	2	7.567	1:48.075	2	7.615	1:47.914	2	7.514	1:47.993	2	7.352	1:48.610
2	7.535	1:47.777	10	8.020	1:47.982	10	8.033	1:47.879	10	7.987	1:48.048	10	7.712	1:48.497
10	8.081	1:47.880	24	8.504	1:48.262	24	8.683	1:48.045	24	8.862	1:48.273	24	9.264	1:49.174
24	8.285	1:47.526	5	10.940	1:48.373	5	11.554	1:48.480	5	12.239	1:48.779	5	12.128	1:48.661
5	10.610	1:48.062	39	12.013	1:48.057	39	12.483	1:48.336	39	12.691	1:48.302	39	12.479	1:48.560
39	11.999	1:49.109	8	13.136	1:49.015	8	13.402	1:48.132	8	13.404	1:48.096	8	13.162	1:48.530
8	12.164	1:48.962	15	13.691	1:48.614	15	14.815	1:48.990	15	15.609	1:48.888	15	15.623	1:48.786
15	13.120	1:48.210	25	13.996	1:48.376	25	15.054	1:48.924	25	15.974	1:49.014	25	16.047	1:48.845
25	13.663	1:48.563	21	21.389	1:49.397	21	22.839	1:49.316	21	24.317	1:49.572	21	24.792	1:49.247
20	19.875	1:50.185	20	22.355	1:50.523	20	23.761	1:49.272	20	24.998	1:49.331	20	25.634	1:49.408
21	20.035	1:49.965	72	23.094	1:49.551	72	24.537	1:49.309	72	26.535	1:50.092	72	27.772	1:50.009
72	21.586	1:49.503	16	24.486	1:49.223	16	26.296	1:49.676	16	27.406	1:49.204	16	28.163	1:49.529
16	23.306	1:49.217	18	25.727	2:12.111P									

Subject to Technical Scrutineering. For Media Information Purposes - No Regulatory Value.

Weather/Track: Sun 26C/Dry 42C

Valencia

Circuit Length = 4.0050 km.

Start: 15:18 End: 15:42

**2010 FIA World Touring Car Championship
RACE 2 - LAP CHART**

(contd.)

Lap 11			Lap 12			Lap 13			Lap 14			Lap 15		
No	Behind	Laptime	No	Behind	Laptime	No	Behind	Laptime	No	Behind	Laptime	No	Behind	Laptime
3		1:48.729	3		1:48.342	3		1:48.820						
6	1.233	1:48.356	6	1.079	1:48.188	6	0.719	1:48.460						
1	1.707	1:48.213	1	2.342	1:48.977	1	3.455	1:49.933						
11	2.286	1:47.744	11	2.344	1:48.400	11	3.785	1:50.261						
4	4.179	1:48.447	4	4.443	1:48.606	4	4.183	1:48.560						
7	4.865	1:48.396	7	5.093	1:48.570	7	4.982	1:48.709						
17	6.772	1:48.419	17	7.025	1:48.595	17	7.248	1:49.043						
2	7.555	1:48.932	10	8.202	1:48.318	10	7.825	1:48.443						
10	8.226	1:49.243	2	8.599	1:49.386	2	9.024	1:49.245						
24	8.393	1:47.858	24	8.894	1:48.843	24	10.125	1:50.051						
5	12.481	1:49.082	8	13.446	1:48.796	8	13.356	1:48.730						
8	12.992	1:48.559	5	14.068	1:49.929	5	15.226	1:49.978						
39	13.038	1:49.288	39	14.289	1:49.593	39	15.789	1:50.320						
15	15.404	1:48.510	15	15.954	1:48.892	15	15.954	1:48.820						
25	16.305	1:48.987	25	16.925	1:48.962	25	18.716	1:50.611						
21	25.201	1:49.138	21	26.359	1:49.500	21	27.455	1:49.916						
20	26.244	1:49.339	20	27.500	1:49.598	20	29.011	1:50.331						
72	28.925	1:49.882	72	31.796	1:51.213	72	32.972	1:49.996						
16	29.342	1:49.908	16	32.058	1:51.058	16	33.636	1:50.398						

Subject to Technical Scrutineering. For Media Information Purposes - No Regulatory Value.

Weather/Track: Sun 26C/Dry 42C

Valencia

Circuit Length = 4.0050 km.

Start: 15:18 End: 15:42