



WTCC

FIA World Touring Car Championship

Rounds 19 & 20
Okayama, Japan
29 – 31 October 2010



Timing and Results by MST Systems Ltd

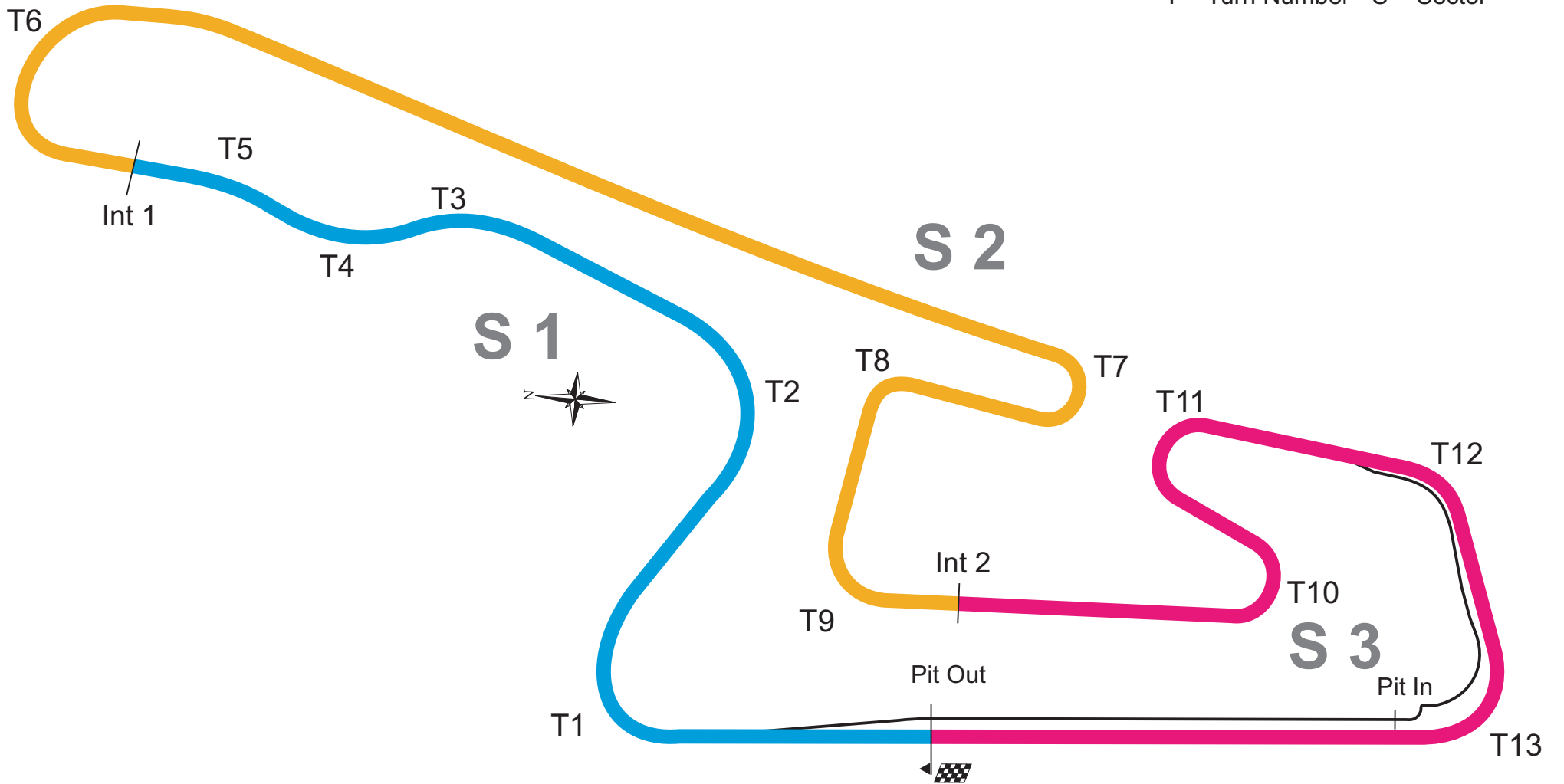
www.fiawtcc.com

www.mstworld.com



Okayama, Japan
30 - 31st November 2010

	Start Line
	Finish "Line"
Start Line Offset	0,0 m
Int 1 = @	0,962 Km
Int 2 = @	2,510 Km
Circuit Centerline	3,703 Km
Pit in @	3,410 Km
Pit out @	0,000 Km
Pit in to Pit out	0,293 Km
T = Turn Number	S = Sector



2010 FIA World Touring Car Championship
TEST SESSION

POS	NO	CLS	DRIVER	NAT	CAR	TIME	LAPS	GAP	KPH
1	7		Robert HUFF	GBR	Chevrolet Cruze	1:38.059	11		135.94
2	6		Yvan MULLER	FRA	Chevrolet Cruze	1:38.698	10	0.639	135.06
3	11		Andy PRIAULX	GBR	BMW 320si	1:38.779	12	0.720	134.95
4	8		Alain MENU	SUI	Chevrolet Cruze	1:38.794	12	0.735	134.93
5	10		Augusto FARFUS	BRA	BMW 320si	1:39.028	14	0.969	134.61
6	3		Tiago MONTEIRO	POR	SEAT Leon TDI	1:39.381	11	1.322	134.13
7	2		Tom CORONEL	NED	SEAT Leon TDI	1:39.453	12	1.394	134.04
8	20	I	Darryl O'YOUNG	HKG	Chevrolet Lacetti	1:39.503	15	1.444	133.97
9	41	T	Robert DAHLGREN	SWE	Volvo C30	1:39.510	13	1.451	133.96
10	17		Michel NYKJAER	DEN	SEAT Leon TDI	1:39.628	10	1.569	133.80
11	29		Colin TURKINGTON	GBR	BMW 320si	1:39.661	16	1.602	133.76
12	18		Fredy BARTH	SUI	SEAT Leon TDI	1:39.664	14	1.605	133.75
13	24	I	Kristian POULSEN	DEN	BMW 320si	1:39.681	16	1.622	133.73
14	5		Norbert MICHELISZ	HUN	SEAT Leon TDI	1:39.684	12	1.625	133.73
15	72	I	Yukinori TANIGUCHI	JPN	Chevrolet Lacetti	1:39.904	13	1.845	133.43
16	25	I	Sergio HERNANDEZ	ESP	BMW 320si	1:40.214	12	2.155	133.02
17	1		Gabriele TARQUINI	ITA	SEAT Leon TDI	1:40.479	11	2.420	132.67
18	26	I	Stefano D'ASTE	ITA	BMW 320si	1:40.596	14	2.537	132.51
19	73		Michael ROSSI	FRA	SEAT Leon TDI	1:40.641	15	2.582	132.45
20	21	I	Mehdi BENNANI	MAR	BMW 320si	1:40.913	13	2.854	132.10
21	15	I	Franz ENGSTLER	GER	BMW 320si	1:40.990	15	2.931	132.00
22	46	I	Masataka YANAGIDA	JPN	BMW 320si	1:41.589	15	3.530	131.22
23	51	I	Henry HO	MAC	BMW 320si	1:42.080	13	4.021	130.59
24	43	I	Nobuteru TANIGUCHI	JPN	BMW 320si	1:42.335	5	4.276	130.26
25	16	I	Andrei ROMANOV	RUS	BMW 320si	1:42.559	15	4.500	129.98
26	45	I	Kevin CHEN	TPE	BMW 320si	1:43.751	15	5.692	128.48
27	44	I	Yoshihiro ITO	JPN	BMW 320si	1:43.798	10	5.739	128.43

Okayama

Circuit Length = 3.7030 km.

Start: 16:00 End: 16:30

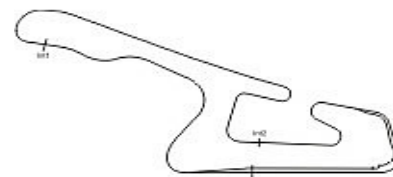
Weather/Track: Cloud 13C/Dry 17C

Race Director:	Steward:	Timekeeper:	Issued at:
----------------	----------	-------------	------------

2010 FIA World Touring Car Championship

Test Session - Sector Analysis Report

Lap	S1 Time	S1 Spd	S2 Time	S2 Spd	S3 Time	S3 Spd	Lap Time	Pit	Lap	S1 Time	S1 Spd	S2 Time	S2 Spd	S3 Time	S3 Spd	Lap Time	Pit
1 TARQUINI ITA SEAT Leon TDI																	
1	10:43.615	163.0			3:43.769		14:27.384	Pit	7	1:01.138	90.9			5:49.781		6:50.919	Pit
2	32.691	183.2			1:21.919	191.0	1:54.610		8	37.389	189.8			1:21.304	193.5	1:58.693	
3	24.925	190.6			1:18.924	193.1	1:43.849		9	23.676	195.6			1:16.803	193.5	1:40.479	
4	23.823	195.6			4:50.965		5:14.788	Pit	10	23.742	194.3			1:17.077	193.9	1:40.819	
5	43.359	174.0			1:22.807	193.1	2:06.166		11	23.742	193.9			1:16.932	194.8	1:40.674	
6	23.493	196.9			1:27.068	60.9	1:50.561										
2 CORONEL NED SEAT Leon TDI																	
1	10:47.625	185.5	48.486	132.5	3:25.904		15:02.015	Pit	8	23.700	194.3	43.092	141.0	5:52.505		6:59.297	Pit
2	1:29.566	114.5	58.944	105.0	36.741	191.8	3:05.251		9	39.354	139.3	57.156	79.1	35.341	193.1	2:11.851	
3	23.892	193.5	42.681	141.0	33.942	191.8	1:40.515		10	23.537	193.5	50.858	97.2	35.593	193.1	1:49.988	
4	23.758	193.1	42.313	142.6	33.871	191.8	1:39.942		11	23.404	195.6	42.119	143.3	33.951	193.1	1:39.474	
5	23.511	193.1	46.007	137.6	35.903	193.5	1:45.421		12	23.309	195.2	42.134	142.1	34.010	193.1	1:39.453	
6	36.757	166.3	48.326	97.9	36.162	192.3	2:01.245										
7	23.799	193.1	44.867	123.7	35.779	193.5	1:44.445										
3 MONTEIRO POR SEAT Leon TDI																	
1	10:45.708	164.8			1:23.783	191.0	12:09.491		7	23.607	193.5			1:16.897	190.2	1:40.504	
2	23.739	194.8			1:16.658	191.4	1:40.397		8	23.769	193.5			8:38.035		9:01.804	Pit
3	23.351	196.0			1:16.332	192.3	1:39.683		9	52.219	181.0			1:23.122	192.3	2:15.341	
4	23.529	194.8			4:33.073		4:56.602	Pit	10	23.548	193.5			1:16.030	192.3	1:39.578	
5	44.646	179.2			1:20.414	191.8	2:05.060		11	23.470	194.3			1:15.911	192.3	1:39.381	
6	23.895	193.1			1:16.573	191.8	1:40.468										
5 MICHELISZ HUN SEAT Leon TDI																	
1	10:48.599	182.5	47.706	130.0	36.053	192.3	12:12.358		8	23.706	195.6	44.936	136.5	34.882	192.3	1:43.524	
2	24.494	193.1	43.144	139.5	6:07.889		7:15.527	Pit	9	23.735	194.3	42.708	140.4	4:30.008		5:36.451	Pit
3	44.688	193.5			1:17.153	192.3	2:01.841		10	41.929	183.6	47.758	138.6	34.137	192.7	2:03.824	
4	23.838	194.3	42.527	143.5	34.124	192.3	1:40.489		11	23.630	193.5	42.197	137.4	33.857	192.3	1:39.684	
5	23.773	194.3	42.501	141.7	34.082	191.4	1:40.356		12	23.422	194.8	42.516	142.8	34.072	191.4	1:40.010	
6	23.677	193.9	42.703	141.0	34.115	191.0	1:40.495										
7	23.662	192.7	42.694	141.9	34.169	191.8	1:40.525										
6 MULLER FRA Chevrolet Cruze																	
1	10:38.237	168.8	46.070	135.5	2:06.339		13:30.646	Pit	7	23.416	189.8	43.056	140.1	7:33.530		8:40.002	Pit
2	28.210	177.8	45.135	137.8	34.028	189.0	1:47.373		8	30.775	155.4	51.975	133.7	34.075	190.2	1:56.825	
3	23.567	189.8	42.684	139.7	33.752	189.4	1:40.003		9	23.240	190.6	42.012	141.0	33.446	190.6	1:38.698	
4	23.303	190.6	42.574	140.4	33.974	189.0	1:39.851		10	23.344	190.2	43.148	140.8	33.555	190.2	1:40.047	
5	5:38.331	174.4	45.908	111.5	35.370	190.2	6:59.609										
6	23.204	190.2	42.151	141.0	33.562	190.2	1:38.917										



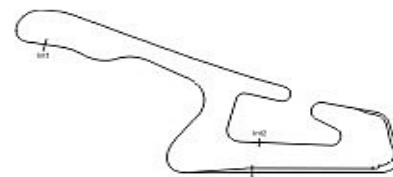
Weather/Track: Cloud 13C/Dry 17C

Circuit Length - 3.703 kilometres
Okayama International Circuit

2010 FIA World Touring Car Championship

Test Session - Sector Analysis Report

Lap	S1 Time	S1 Spd	S2 Time	S2 Spd	S3 Time	S3 Spd	Lap Time	Pit	Lap	S1 Time	S1 Spd	S2 Time	S2 Spd	S3 Time	S3 Spd	Lap Time	Pit
7 HUFF GBR Chevrolet Cruze																	
1	10:39.508	163.6	45.907	141.5	2:48.113		14:13.528	Pit	7	28.343	182.5	53.237		39.490	192.3	2:01.070	
2	28.355	187.5	42.877	143.0	34.249	191.0	1:45.481		8	23.289	191.0	41.980	142.1	33.490	190.6	1:38.759	
3	23.705	189.0	42.508	141.5	33.764	189.8	1:39.977		9	23.385	191.8	43.761	138.4	5:07.048		6:14.194	Pit
4	23.432	191.8	42.490	141.0	33.918	191.0	1:39.840		10	34.287	141.7	52.261	109.7	36.582	192.7	2:03.130	
5	23.468	190.2	43.748	138.2	34.427	190.2	1:41.643		11	23.090	192.3	41.747	142.8	33.222	192.3	1:38.059	
6	23.613	191.8	42.797	141.5	3:11.089		4:17.499	Pit									
8 MENU SUI Chevrolet Cruze																	
1	10:42.699	181.0	46.427	135.3	2:49.101		14:18.227	Pit	8	23.358	192.3	43.082	118.8	4:40.200		5:46.640	Pit
2	44.219	185.5	47.498	131.0	38.371	188.6	2:10.088		9	37.203	147.2	1:00.426	105.6	37.131	189.8	2:14.760	
3	23.819	190.2	43.012	139.9	33.821	190.2	1:40.652		10	23.399	190.6	41.980	140.6	33.415	189.8	1:38.794	
4	23.589	189.4	42.540	140.8	33.828	190.2	1:39.957		11	23.266	190.6	42.125	134.9	37.375	190.6	1:42.766	
5	24.541	189.4	43.925	137.8	3:35.889		4:44.355	Pit	12	23.370	191.4	42.376	139.7	33.954	187.8	1:39.700	
6	34.142	177.1	50.386	89.1	37.647	190.6	2:02.175										
7	23.454	191.4	42.138	140.1	33.511	190.6	1:39.103										
10 FARFUS BRA BMW 320si																	
1	10:48.824	190.2	44.428	133.9	34.517	187.1	12:07.769		9	23.616	191.0	42.993	138.2	5:30.263		6:36.872	Pit
2	24.073	189.8	43.097	140.6	33.793	186.7	1:40.963		10	31.833	134.9	46.970	135.7	34.304	189.0	1:53.107	
3	23.364	191.8	42.438	140.8	33.533	188.2	1:39.335		11	23.441	190.6	42.249	141.0	33.452	189.4	1:39.142	
4	23.815	192.3	42.528	141.2	33.869	186.3	1:40.212		12	23.580	190.2	42.291	139.5	33.600	189.8	1:39.471	
5	23.636	190.2	42.431	140.8	34.042	186.7	1:40.109		13	23.248	192.7	42.127	139.5	33.653	188.6	1:39.028	
6	23.649	189.8	42.996	139.5	2:00.921		3:07.566	Pit	14	23.437	191.0	42.581	138.6	33.908	188.6	1:39.926	
7	33.188	155.4	44.865	137.1	34.357	188.6	1:52.410										
8	23.748	190.6	43.347	139.1	34.106	189.0	1:41.201										
11 PRIAULX GBR BMW 320si																	
1	10:55.556	164.5	44.990	129.6	37.239	190.2	12:17.785		8	23.590	190.6	42.622	140.1	35.085	186.7	1:41.297	
2	23.657	190.2	43.121	140.8	33.769	191.4	1:40.547		9	23.556	191.0	42.828	140.6	5:54.199		7:00.583	Pit
3	23.456	191.0	42.597	142.1	33.827	191.0	1:39.880		10	29.194	180.3	44.136	138.6	34.790	191.4	1:48.120	
4	23.538	191.0	42.539	141.5	33.764	191.4	1:39.841		11	23.175	192.3	42.011	142.4	33.593	191.8	1:38.779	
5	23.426	193.1	42.391	142.1	33.714	192.3	1:39.531		12	23.153	193.5	42.011	141.2	33.655	193.1	1:38.819	
6	23.381	193.1	42.286	142.6	5:54.645		7:00.312	Pit									
7	37.449	191.0	42.561	139.3	34.116	189.8	1:54.126										
15 ENGSTLER GER BMW 320si I																	
1	11:19.183	158.7			1:22.471	187.8	12:41.654		9	23.881	190.6			1:17.109	190.2	1:40.990	
2	24.190	191.4			1:17.833	191.0	1:42.023		10	23.636	191.8			1:17.489	189.4	1:41.125	
3	23.673	194.3			1:17.335	191.0	1:41.008		11	23.730	191.8			1:19.147	191.4	1:42.877	
4	23.847	190.6			1:17.761	189.8	1:41.608		12	23.724	192.3			1:17.276	190.2	1:41.000	
5	23.790	191.8			5:29.185		5:52.975	Pit	13	24.335	189.8			1:17.638	191.8	1:41.973	
6	34.012	188.6			1:19.276	191.0	1:53.288		14	23.882	191.8			1:17.415	189.4	1:41.297	
7	23.672	192.7			1:17.407	189.0	1:41.079		15	23.817	191.0			1:19.662	189.8	1:43.479	
8	23.982	191.4			1:17.898	190.2	1:41.880										

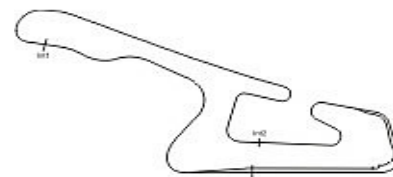


Weather/Track: Cloud 13C/Dry 17C

Circuit Length - 3.703 kilometres
Okayama International Circuit

2010 FIA World Touring Car Championship Test Session - Sector Analysis Report

Lap	S1 Time	S1 Spd	S2 Time	S2 Spd	S3 Time	S3 Spd	Lap Time	Pit	Lap	S1 Time	S1 Spd	S2 Time	S2 Spd	S3 Time	S3 Spd	Lap Time	Pit
16 ROMANOV RUS BMW 320si I																	
1	11:24.955	161.0	47.082	135.3	35.988	187.1	12:48.025		9	24.523	189.4	43.868	137.6	34.884	188.2	1:43.275	
2	25.018	187.8	45.228	136.9	35.189	187.5	1:45.435		10	24.342	187.8	43.766	138.8	4:35.513		5:43.621	Pit
3	24.711	186.7	44.144	134.9	34.991	187.8	1:43.846		11	29.912	185.9	43.895	138.0	34.733	188.2	1:48.540	
4	24.600	188.6	44.715	134.9	35.165	187.8	1:44.480		12	24.392	190.2	43.981	137.1	34.731	187.8	1:43.104	
5	24.401	187.8	43.872	138.2	34.743	187.5	1:43.016		13	24.414	187.8	43.472	139.5	34.673	188.2	1:42.559	
6	24.505	188.2	43.848	126.2	40.880	187.8	1:49.233		14	24.465	189.4	43.515	138.4	34.828	188.2	1:42.808	
7	24.283	190.6	43.755	131.5	35.792	189.8	1:43.830		15	24.214	188.6	43.519	138.0	36.171	154.3	1:43.904	
8	24.288	189.4	43.692	138.6	35.238	188.2	1:43.218										
17 NYKJAER DEN SEAT Leon TDI																	
1	10:56.693	170.4	46.415	106.8	3:38.071		15:21.179	Pit	7	23.499	197.8	42.737	142.4	34.170	194.3	1:40.406	
2	29.315	189.4	43.264	139.9	35.410	193.9	1:47.989		8	23.631	195.6	43.243	142.1			12:18.052	Pit
3	23.783	195.2	42.300	142.6	33.814	194.8	1:39.897		9	31.998	184.4	43.312	139.9	34.295	195.6	1:49.605	
4	23.595	194.3	42.884	142.4	33.986	193.9	1:40.465		10	23.414	196.0	42.472	143.7	33.742	196.9	1:39.628	
5	23.530	195.2	42.440	143.3	34.184	192.3	1:40.154										
6	23.600	196.0	42.752	142.1	34.134	195.2	1:40.486										
18 BARTH SUI SEAT Leon TDI																	
1	11:00.603	156.7	46.214	136.5	36.232	191.8	12:23.049		9	24.112	193.5	42.725	142.8	34.172	191.8	1:41.009	
2	24.125	195.2	43.038	139.3	34.541	191.4	1:41.704		10	23.776	190.6	42.718	142.4	34.017	193.1	1:40.511	
3	23.921	196.0	42.982	141.0	34.283	193.5	1:41.186		11	23.667	192.7	42.874	141.0	34.459	192.3	1:41.000	
4	23.763	194.3	43.141	139.3	34.707	193.1	1:41.611		12	23.642	193.1	43.199	139.3	34.575	192.3	1:41.416	
5	23.962	193.1	43.035	138.6	34.564	192.7	1:41.561		13	23.734	194.3	43.000	141.5	34.838	191.4	1:41.572	
6	25.336	187.8	44.230	137.8	7:44.880		8:54.446	Pit	14	23.929	192.7	43.173	141.0	34.576	192.3	1:41.678	
7	28.363	191.4	43.360	143.3	34.000	192.7	1:45.723										
8	23.428	194.8	42.277	142.8	33.959	193.5	1:39.664										
20 O'YOUNG HKG Chevrolet Lacetti I																	
1	11:07.342	160.4	47.965	131.0	1:51.615		13:46.922	Pit	9	24.794	190.6	43.588	142.8	3:49.579		4:57.961	Pit
2	31.065	182.9	46.259	122.2	36.220	192.3	1:53.544		10	28.988	189.4	43.951	141.0	34.307	192.7	1:47.246	
3	25.095	188.2	44.229	138.4	49.413	141.2	1:58.737		11	23.797	191.0	42.479	141.9	33.920	192.7	1:40.196	
4	26.539	187.1	44.242	139.7	35.339	191.8	1:46.120		12	23.643	191.8	42.205	143.0	33.655	193.9	1:39.503	
5	24.685	189.8	43.721	136.9	34.966	191.8	1:43.372		13	23.530	193.1	42.692	142.8	34.006	194.3	1:40.228	
6	24.330	192.3	43.132	140.8	35.933	189.8	1:43.395		14	23.693	193.1	42.684	142.1	34.173	193.9	1:40.550	
7	24.221	192.3	43.008	141.2	34.632	191.8	1:41.861		15	23.652	193.1	43.027	137.4	34.539	193.1	1:41.218	
8	24.119	192.7	43.303	142.1	34.880	191.8	1:42.302										



Weather/Track: Cloud 13C/Dry 17C

Circuit Length - 3.703 kilometres
Okayama International Circuit

2010 FIA World Touring Car Championship Test Session - Sector Analysis Report

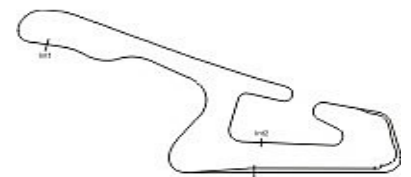
Lap S1 Time S1 Spd S2 Time S2 Spd S3 Time S3 Spd Lap Time Pit Lap S1 Time S1 Spd S2 Time S2 Spd S3 Time S3 Spd Lap Time Pit

21 BENNANI							MAR			BMW 320si			I		
1	11:21.325	165.4	46.050	134.5	35.299	187.8	12:42.674	8	24.053	190.6	43.416	139.7	3:03.683	4:11.152	Pit
2	24.081	191.8	43.924	137.1	34.566	188.6	1:42.571	9	28.382	189.4	45.712	119.5	37.831	189.0	1:51.925
3	23.857	191.4	43.608	139.9	34.521	190.6	1:41.986	10	23.829	192.7	42.903	141.2	34.181	188.6	1:40.913
4	23.904	190.6	43.814	138.8	34.593	189.0	1:42.311	11	24.610	190.6	43.367	140.8	34.171	189.4	1:42.148
5	23.901	190.6	43.652	137.8	34.818	189.0	1:42.371	12	23.804	192.3	43.139	140.1	34.091	189.8	1:41.034
6	24.320	190.6	43.537	139.3	34.829	188.6	1:42.686	13	23.700	192.3	44.611	140.4	34.508	189.4	1:42.819
7	23.977	190.6	43.598	139.7	34.526	188.2	1:42.101								

24 POULSEN							DEN			BMW 320si			I		
1	11:22.062	86.5	59.347	135.1	44.787	127.2	13:06.196	10	23.566	194.3	42.982	141.2	34.004	192.7	1:40.552
2	33.612	78.1	54.945	140.6	34.188	190.2	2:02.745	11	23.655	193.1	42.993	142.6	34.101	192.3	1:40.749
3	23.657	193.1	42.657	142.1	33.731	190.6	1:40.045	12	23.697	194.8	42.838	141.7	33.926	191.8	1:40.461
4	23.243	194.3	42.797	142.1	33.641	191.8	1:39.681	13	23.660	194.3	43.273	141.9	34.106	190.2	1:41.039
5	23.407	194.3	42.889	139.5	33.962	190.6	1:40.258	14	23.636	193.5	42.610	143.0	33.845	194.3	1:40.091
6	23.541	192.3	42.603	141.7	33.773	191.4	1:39.917	15	23.704	185.9	42.770	142.1	34.173	190.6	1:40.647
7	23.507	193.9	42.428	142.6	33.899	191.8	1:39.834	16	23.473	195.2	42.630	142.4	33.983	192.7	1:40.086
8	23.670	195.6	43.267	141.9	2:38.503		3:45.440	Pit							
9	31.635	191.8	42.933	141.7	34.013	190.6	1:48.581								

25 HERNANDEZ							ESP			BMW 320si			I				
1	11:02.520	156.5	46.159	133.7	1:59.026		13:47.705	Pit	8	23.551	190.6	42.980	139.5	34.016	189.0	1:40.547	
2	28.660	189.4	43.820	139.1	34.438	187.5	1:46.918	9	23.643	190.6	43.072	139.5	34.207	188.6	1:40.922		
3	23.872	189.0	43.242	140.6	34.092	188.2	1:41.206	10	23.812	190.2	43.488	139.5	3:24.204		4:31.504	Pit	
4	23.715	189.4	43.197	139.9	3:05.357		4:12.269	Pit	11	30.199	149.0	49.069	130.6	3:59.837		5:19.105	Pit
5	31.502	189.0	43.045	139.9	34.131	189.4	1:48.678	12	28.651	191.0	43.507	138.6	34.230	188.2	1:46.388		
6	23.576	191.0	42.747	141.5	33.891	188.6	1:40.214										
7	24.847	185.5	43.241	139.1	34.261	189.4	1:42.349										

26 D'ASTE							ITA			BMW 320si			I			
1	11:01.161	162.4	46.375	132.3	35.852	188.2	12:23.388	9	23.910	190.2	43.055	137.4	34.554	187.1	1:41.519	
2	24.172	191.4	43.764	136.5	34.557	187.8	1:42.493	10	24.008	189.0	44.009	138.4	34.770	186.3	1:42.787	
3	23.901	191.0	43.049	139.1	34.369	188.2	1:41.319	11	24.069	187.8	43.462	137.1	4:10.630		5:18.161	Pit
4	23.735	190.2	42.942	137.8	34.307	189.0	1:40.984	12	29.168	186.7	47.744	108.6	39.272	187.8	1:56.184	
5	23.866	191.0	43.680	138.6	34.327	188.6	1:41.873	13	23.840	190.6	43.321	136.7	34.205	188.2	1:41.366	
6	23.936	187.5	43.365	137.1	3:31.278		4:38.579	Pit	14	23.573	190.6	42.913	139.1	34.110	188.6	1:40.596
7	28.730	156.7	45.896	110.5	35.799	187.5	1:50.425									
8	23.899	189.8	43.085	138.6	34.286	189.0	1:41.270									



Weather/Track: Cloud 13C/Dry 17C

Circuit Length - 3.703 kilometres
Okayama International Circuit

2010 FIA World Touring Car Championship Test Session - Sector Analysis Report

Lap S1 Time S1 Spd S2 Time S2 Spd S3 Time S3 Spd Lap Time Pit Lap S1 Time S1 Spd S2 Time S2 Spd S3 Time S3 Spd Lap Time Pit

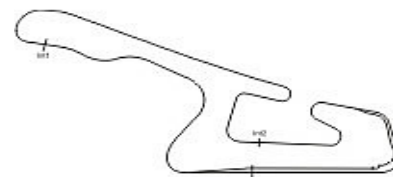
29 TURKINGTON							GBR		BMW 320si						
1	11:12.374	174.0	45.053	139.5	35.623	191.0	12:33.050	10	23.716	191.4	42.741	141.0	34.107	189.8	1:40.564
2	24.103	190.2	43.652	140.8	33.769	191.8	1:41.524	11	23.830	191.0	42.886	142.1	34.067	191.0	1:40.783
3	23.515	192.3	42.745	141.5	33.589	191.0	1:39.849	12	23.589	192.7	42.707	141.7	33.948	191.0	1:40.244
4	23.507	191.8	42.387	141.9	33.767	191.0	1:39.661	13	23.723	191.4	42.828	142.1	33.964	191.0	1:40.515
5	23.631	192.3	42.713	142.1	33.862	191.8	1:40.206	14	23.716	192.3	42.882	141.7	34.052	190.2	1:40.650
6	23.663	192.7	42.838	138.6	33.914	190.2	1:40.415	15	23.799	191.0	42.872	141.7	34.076	191.4	1:40.747
7	23.748	189.4	45.362	131.3	3:08.128		4:17.238 Pit	16	23.731	191.0	42.880	141.5	34.192	189.8	1:40.803
8	28.086	192.7	43.081	141.7	34.224	190.6	1:45.391								
9	23.663	191.4	42.854	140.8	34.055	190.6	1:40.572								

41 DAHLGREN							SWE		Volvo C30							T
1	11:00.209	154.6	45.564	136.7	3:04.446		14:50.219 Pit	8	23.964	193.1	43.134	142.6	5:23.585		6:30.683 Pit	
2	45.916	174.0	44.968	140.8	34.186	190.2	2:05.070	9	30.536	180.0	44.025	140.6	34.947	188.6	1:49.508	
3	23.892	191.4	42.714	139.9	37.392	189.4	1:43.998	10	23.465	192.7	42.206	141.2	33.839	192.3	1:39.510	
4	23.571	191.4	42.740	141.5	34.046	190.6	1:40.357	11	23.456	193.9	42.502	142.4	33.859	192.7	1:39.817	
5	23.578	192.7	44.331	141.0	34.356	189.8	1:42.265	12	23.879	190.2	42.441	141.2	34.139	191.8	1:40.459	
6	23.613	192.3	42.594	141.0	34.601	183.6	1:40.808	13	23.582	193.5	42.583	142.1	34.255	191.4	1:40.420	
7	23.969	190.6	43.002	140.4	34.166	189.8	1:41.137									

43 TANIGUCHI							JPN		BMW 320si							I
1	11:15.144	177.1			1:22.608	184.0	12:37.752	4	30.948	182.9	44.030	138.8	34.781	184.8	1:49.759	
2	24.547	187.5	44.204	138.6	35.184	182.9	1:43.935	5	24.056	186.7	43.746	138.8	34.533	185.5	1:42.335	
3	24.155	187.1	43.733	138.4	4:01.187		5:09.075 Pit									

44 ITO							JPN		BMW 320si							I
1			12:24.283	134.5		185.1	13:02.397	7	24.446	186.7	44.999	136.7	37.535	189.0	1:46.980	
2	25.122	185.1	45.947	138.4	35.593	185.9	1:46.662	8	24.714	186.7	44.616	138.8	35.251	187.8	1:44.581	
3	26.746	136.9	46.207	137.4	4:36.967		5:49.920 Pit	9	24.705	186.3	44.298	140.1	35.144	187.8	1:44.147	
4	32.860	165.4	45.621	135.7	35.575	187.5	1:54.056	10	24.396	187.5	44.374	139.5	35.028	188.6	1:43.798	
5	24.836	186.3	44.961	138.4	2:36.373		3:46.170 Pit									
6	31.120	185.5	44.691	139.3	35.311	187.1	1:51.122									

45 CHEN							TPE		BMW 320si							I
1	11:13.147	161.2			1:24.134	184.0	12:37.281	9	24.240	186.7	44.564	136.1	35.171	185.5	1:43.975	
2	24.840	186.7	45.708	133.7	35.063	186.3	1:45.611	10	24.353	186.3	44.659	137.6	2:48.170		3:57.182 Pit	
3	24.325	188.2	44.666	137.6	35.139	185.9	1:44.130	11	29.014	183.6	44.478	137.1	35.236	184.8	1:48.728	
4	24.771	189.0	44.688	136.9	35.095	186.7	1:44.554	12	24.446	186.7	44.135	137.4	35.347	183.2	1:43.928	
5	25.425	185.5	44.166	135.7	2:31.674		3:41.265 Pit	13	24.514	182.1	44.380	136.5	35.380	185.1	1:44.274	
6	29.200	186.3	44.691	136.5	35.107	184.4	1:48.998	14	24.754	188.2	44.540	136.9	35.082	185.1	1:44.376	
7	24.445	187.5	44.272	137.4	35.153	185.5	1:43.870	15	24.720	186.7	45.406	135.9	35.020	187.1	1:45.146	
8	24.690	187.8	44.120	137.6	34.941	186.7	1:43.751									



Weather/Track: Cloud 13C/Dry 17C

Circuit Length - 3.703 kilometres
Okayama International Circuit

2010 FIA World Touring Car Championship Test Session - Sector Analysis Report

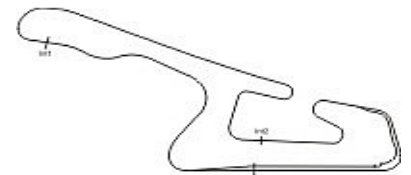
Lap S1 Time S1 Spd S2 Time S2 Spd S3 Time S3 Spd Lap Time Pit Lap S1 Time S1 Spd S2 Time S2 Spd S3 Time S3 Spd Lap Time Pit

46 YANAGIDA							JPN		BMW 320si					I	
1	11:23.896	165.1	51.754	131.7	35.717	184.4	12:51.367	9	24.558	186.3	44.851	136.7	3:08.540	4:17.949	Pit
2	24.947	182.9	44.988	136.1	1:21.349		2:31.284	10	29.346	187.8	43.289	139.9	34.139	186.3	1:46.774
3	31.709	185.9	44.395	135.3	34.776	184.4	1:50.880	11	24.850	189.0	43.458	138.0	34.669	185.5	1:42.977
4	24.212	187.8	43.412	137.8	34.664	186.3	1:42.288	12	23.762	189.4	43.453	139.7	34.538	185.1	1:41.753
5	23.833	188.2	45.034	137.1	34.803	186.7	1:43.670	13	25.103	185.5	45.604	138.2	34.649	186.7	1:45.356
6	24.056	187.5	43.138	138.2	34.395	186.3	1:41.589	14	25.910	181.8	45.323	134.1	36.488	188.2	1:47.721
7	24.375	165.1	44.541	137.8	34.535	186.7	1:43.451	15	23.905	189.4	43.245	138.4	34.539	186.7	1:41.689
8	23.983	188.2	43.972	138.4	35.158	184.0	1:43.113								

51 HO							MAC		BMW 320si					I		
1	11:27.344	169.8			2:25.393		13:52.737	8	24.607	171.1			1:21.328	187.1	1:45.935	
2	29.543	163.6			1:19.964	187.5	1:49.507	9	24.611	182.9			3:46.978		4:11.589	Pit
3	24.693	185.5			1:19.016	185.1	1:43.709	10	28.901	164.8			1:18.419	188.6	1:47.320	
4	24.994	185.5			1:20.926	186.3	1:45.920	11	24.117	183.6			1:17.963	187.1	1:42.080	
5	24.528	172.0			1:20.825	184.4	1:45.353	12	24.449	186.3			1:23.503	176.4	1:47.952	
6	24.570	184.4			1:18.769	187.8	1:43.339	13	24.678	187.5			1:19.274	153.0	1:43.952	
7	24.607	185.5			1:18.639	187.5	1:43.246									

72 TANIGUCHI							JPN		Chevrolet Lacetti					I		
1	11:09.966	181.0	46.692	138.0	2:55.610		14:52.268	8	29.538	185.9	43.233	142.8	35.214	194.3	1:47.985	
2	29.101	191.0	43.796	139.9	34.780	191.0	1:47.677	9	23.207	196.5	45.465	143.0	33.699	193.1	1:42.371	
3	24.008	193.1	42.870	141.0	34.212	192.3	1:41.090	10	23.645	192.3	42.263	137.4	33.996	193.5	1:39.904	
4	23.786	193.1	42.815	138.8	34.274	191.8	1:40.875	11	23.730	194.3	42.788	142.4	34.328	191.4	1:40.846	
5	24.004	191.0	42.869	138.0	34.477	191.8	1:41.350	12	23.806	194.8	43.370	136.9	34.524	193.1	1:41.700	
6	23.814	193.5	42.846	139.9	34.464	191.8	1:41.124	13	23.755	193.9	44.051	136.9	34.976	192.7	1:42.782	
7	24.116	191.4	44.084	139.9	6:04.178		7:12.378									

73 ROSSI							FRA		SEAT Leon TDI					I		
1	11:02.291	128.2			6:11.659		17:13.950	9	23.590	194.3			1:17.265	193.9	1:40.855	
2	57.394	160.1			1:22.345	193.5	2:19.739	10	23.519	195.6			1:17.122	194.3	1:40.641	
3	24.467	192.7			1:18.604	193.9	1:43.071	11	23.600	193.9			1:17.139	194.3	1:40.739	
4	23.840	195.2			1:17.643	194.3	1:41.483	12	23.646	195.2			1:23.151	194.8	1:46.797	
5	23.797	195.2			1:17.698	193.5	1:41.495	13	23.658	195.2			1:17.641	195.2	1:41.299	
6	23.690	194.8			1:17.417	194.8	1:41.107	14	25.239	187.1			1:19.613	194.8	1:44.852	
7	23.783	196.0			1:17.147	194.3	1:40.930	15	23.755	196.0			1:19.073	193.9	1:42.828	
8	23.725	195.6			1:17.544	193.1	1:41.269									

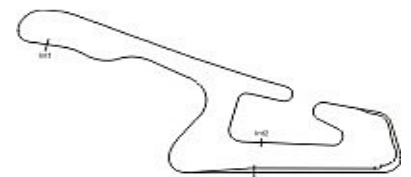


Weather/Track: Cloud 13C/Dry 17C

Circuit Length - 3.703 kilometres
Okayama International Circuit

2010 FIA World Touring Car Championship Test Session - Best Sector Speeds Report

SECTOR 1				SECTOR 2				SECTOR 3				
POS	NO	NAME	SPEED	LAP	NO	NAME	SPEED	LAP	NO	NAME	SPEED	LAP
1	17	NYKJAER	197.8	7	17	NYKJAER	143.7	10	17	NYKJAER	196.9	10
2	1	TARQUINI	196.9	6	5	MICHELISZ	143.5	4	73	ROSSI	195.2	13
3	72	TANIGUCHI	196.5	9	2	CORONEL	143.3	11	1	TARQUINI	194.8	11
4	3	MONTEIRO	196.0	3	18	BARTH	143.3	7	20	O'YOUNG	194.3	13
5	18	BARTH	196.0	3	7	HUFF	143.0	2	24	POULSEN	194.3	14
6	73	ROSSI	196.0	7	20	O'YOUNG	143.0	12	72	TANIGUCHI	194.3	8
7	2	CORONEL	195.6	11	24	POULSEN	143.0	14	2	CORONEL	193.5	5
8	5	MICHELISZ	195.6	8	72	TANIGUCHI	143.0	9	18	BARTH	193.5	3
9	24	POULSEN	195.6	8	11	PRIAULX	142.6	6	11	PRIAULX	193.1	12
10	15	ENGSTLER	194.3	3	41	DAHLGREN	142.6	8	5	MICHELISZ	192.7	10
11	41	DAHLGREN	193.9	11	29	TURKINGTON	142.1	5	7	HUFF	192.7	10
12	11	PRIAULX	193.5	12	25	HERNANDEZ	141.5	6	41	DAHLGREN	192.7	11
13	20	O'YOUNG	193.1	13	10	FARFUS	141.2	4	3	MONTEIRO	192.3	3
14	10	FARFUS	192.7	13	21	BENNANI	141.2	10	15	ENGSTLER	191.8	13
15	21	BENNANI	192.7	10	6	MULLER	141.0	6	29	TURKINGTON	191.8	2
16	29	TURKINGTON	192.7	6	8	MENU	140.8	4	6	MULLER	190.6	9
17	7	HUFF	192.3	11	44	ITO	140.1	9	8	MENU	190.6	6
18	8	MENU	192.3	8	46	YANAGIDA	139.9	10	21	BENNANI	190.6	3
19	26	D'ASTE	191.4	2	16	ROMANOV	139.5	13	10	FARFUS	189.8	12
20	25	HERNANDEZ	191.0	6	26	D'ASTE	139.1	3	16	ROMANOV	189.8	7
21	6	MULLER	190.6	4	43	TANIGUCHI	138.8	4	25	HERNANDEZ	189.4	5
22	16	ROMANOV	190.6	7	45	CHEN	137.6	3	26	D'ASTE	189.0	4
23	46	YANAGIDA	189.4	12					44	ITO	189.0	7
24	45	CHEN	189.0	4					51	HO	188.6	10
25	43	TANIGUCHI	187.5	2					46	YANAGIDA	188.2	14
26	44	ITO	187.5	10					45	CHEN	187.1	15
27	51	HO	187.5	13					43	TANIGUCHI	185.5	5



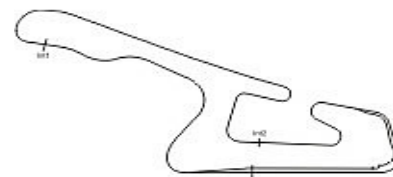
Weather/Track: Cloud 13C/Dry 17C
Cars 1, 3, 15, 51, 73 - S2 transponders problems.

Circuit Length - 3.703 kilometres
Okayama International Circuit

2010 FIA World Touring Car Championship Test Session - Best Sector Times Report

POS	SECTOR 1			SECTOR 2			SECTOR 3			NO	NAME	IDEAL/BEST LAP COMPARISON			DIFF
	NO	TIME	LAP	NO	TIME	LAP	NO	TIME	LAP			IDEAL	BEST	LAP	
1	7	23.090	11	7	41.747	11	7	33.222	11	7	HUFF	1:38.059	1:38.059	11	+ 0.000
2	11	23.153	12	8	41.980	10	8	33.415	10	8	MENU	1:38.661	1:38.794	10	+ 0.133
3	6	23.204	6	11	42.011	11	6	33.446	9	6	MULLER	1:38.662	1:38.698	9	+ 0.036
4	72	23.207	9	6	42.012	9	10	33.452	11	11	PRIAULX	1:38.757	1:38.779	11	+ 0.022
5	24	23.243	4	2	42.119	11	29	33.589	3	10	FARFUS	1:38.827	1:39.028	13	+ 0.201
6	10	23.248	13	10	42.127	13	11	33.593	11	72	TANIGUCHI	1:39.169	1:39.904	10	+ 0.735
7	8	23.266	11	5	42.197	11	24	33.641	4	2	CORONEL	1:39.299	1:39.453	12	+ 0.154
8	2	23.309	12	20	42.205	12	20	33.655	12	24	POULSEN	1:39.312	1:39.681	4	+ 0.369
9	3	23.351	3	41	42.206	10	72	33.699	9	20	O'YOUNG	1:39.390	1:39.503	12	+ 0.113
10	17	23.414	10	72	42.263	10	17	33.742	10	17	NYKJAER	1:39.456	1:39.628	10	+ 0.172
11	5	23.422	12	18	42.277	8	41	33.839	10	5	MICHELISZ	1:39.476	1:39.684	11	+ 0.208
12	18	23.428	8	17	42.300	3	5	33.857	11	29	TURKINGTO	1:39.483	1:39.661	4	+ 0.178
13	41	23.456	11	29	42.387	4	2	33.871	4	41	DAHLGREN	1:39.501	1:39.510	10	+ 0.009
14	1	23.493	6	24	42.428	7	25	33.891	6	18	BARTH	1:39.664	1:39.664	8	+ 0.000
15	29	23.507	4	25	42.747	6	18	33.959	8	25	HERNANDEZ	1:40.189	1:40.214	6	+ 0.025
16	73	23.519	10	21	42.903	10	21	34.091	12	26	D'ASTE	1:40.596	1:40.596	14	+ 0.000
17	20	23.530	13	26	42.913	14	26	34.110	14	21	BENNANI	1:40.694	1:40.913	10	+ 0.219
18	25	23.551	8	46	43.138	6	46	34.139	10	46	YANAGIDA	1:41.039	1:41.589	6	+ 0.550
19	26	23.573	14	16	43.472	13	43	34.533	5	43	TANIGUCHI	1:42.322	1:42.335	5	+ 0.013
20	15	23.636	10	43	43.733	3	16	34.673	13	16	ROMANOV	1:42.359	1:42.559	13	+ 0.200
21	21	23.700	13	45	44.120	8	45	34.941	8	45	CHEN	1:43.301	1:43.751	8	+ 0.450
22	46	23.762	12	44	44.298	9	44	35.028	10	44	ITO	1:43.722	1:43.798	10	+ 0.076

'Perfect Lap' - 1:38.059



Weather/Track: Cloud 13C/Dry 17C
Cars 1, 3, 15, 51, 73 transponders problems.

Circuit Length - 3.703 kilometres
Okayama International Circuit

2010 FIA World Touring Car Championship
FREE PRACTICE 1

POS	NO	CLS	DRIVER	NAT	CAR	TIME	LAPS	GAP	KPH
1	10		Augusto FARFUS	BRA	BMW 320si	1:38.085	10		135.91
2	41	T	Robert DAHLGREN	SWE	Volvo C30	1:38.605	11	0.520	135.19
3	8		Alain MENU	SUI	Chevrolet Cruze	1:38.612	8	0.527	135.18
4	7		Robert HUFF	GBR	Chevrolet Cruze	1:38.759	4	0.674	134.98
5	5		Norbert MICHELISZ	HUN	SEAT Leon TDI	1:38.761	8	0.676	134.98
6	6		Yvan MULLER	FRA	Chevrolet Cruze	1:38.816	8	0.731	134.90
7	11		Andy PRIAULX	GBR	BMW 320si	1:38.861	9	0.776	134.84
8	3		Tiago MONTEIRO	POR	SEAT Leon TDI	1:38.869	7	0.784	134.83
9	29		Colin TURKINGTON	GBR	BMW 320si	1:38.918	10	0.833	134.76
10	2		Tom CORONEL	NED	SEAT Leon TDI	1:38.937	4	0.852	134.74
11	1		Gabriele TARQUINI	ITA	SEAT Leon TDI	1:38.966	8	0.881	134.70
12	24	I	Kristian POULSEN	DEN	BMW 320si	1:38.981	13	0.896	134.68
13	18		Fredy BARTH	SUI	SEAT Leon TDI	1:39.106	9	1.021	134.51
14	73		Michael ROSSI	FRA	SEAT Leon TDI	1:39.154	10	1.069	134.44
15	17		Michel NYKJAER	DEN	SEAT Leon TDI	1:39.220	9	1.135	134.35
16	20	I	Darryl O'YOUNG	HKG	Chevrolet Lacetti	1:39.362	8	1.277	134.16
17	72	I	Yukinori TANIGUCHI	JPN	Chevrolet Lacetti	1:39.613	10	1.528	133.82
18	26	I	Stefano D'ASTE	ITA	BMW 320si	1:39.934	12	1.849	133.39
19	25	I	Sergio HERNANDEZ	ESP	BMW 320si	1:39.961	13	1.876	133.36
20	15	I	Franz ENGSTLER	GER	BMW 320si	1:40.050	9	1.965	133.24
21	16	I	Andrei ROMANOV	RUS	BMW 320si	1:40.492	13	2.407	132.65
22	46	I	Masataka YANAGIDA	JPN	BMW 320si	1:40.631	13	2.546	132.47
23	44	I	Yoshihiro ITO	JPN	BMW 320si	1:40.726	13	2.641	132.34
24	43	I	Nobuteru TANIGUCHI	JPN	BMW 320si	1:41.468	12	3.383	131.37
25	45	I	Kevin CHEN	TPE	BMW 320si	1:41.929	6	3.844	130.78
26	51	I	Henry HO	MAC	BMW 320si	1:42.307	13	4.222	130.30
27	21	I	Mehdi BENNANI	MAR	BMW 320si				N/A

Okayama

For Media Information Purposes - No Regulatory Value.

Circuit Length = 3.7030 km.

Weather/Track: Cloud 15C/Damp 16C

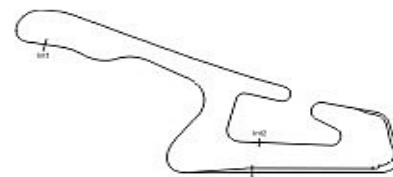
Start: 10:00 End: 10:27

Race Director:	Steward:	Timekeeper:	Issued at:
----------------	----------	-------------	------------

2010 FIA World Touring Car Championship

Free Practice 1 - Sector Analysis Report

Lap	S1 Time	S1 Spd	S2 Time	S2 Spd	S3 Time	S3 Spd	Lap Time	Pit	Lap	S1 Time	S1 Spd	S2 Time	S2 Spd	S3 Time	S3 Spd	Lap Time	Pit
1 TARQUINI ITA SEAT Leon TDI																	
1	10:51.453	131.7			4:47.939		15:39.392	Pit	6	27.833	159.5			4:20.356		4:48.189	Pit
2	33.079	140.8			1:26.751	192.3	1:59.830		7	30.152	189.8			1:19.980	191.4	1:50.132	
3	23.434	195.6			1:15.532	191.4	1:38.966		8	23.396	193.9			1:16.015	192.3	1:39.411	
4	30.212	134.5			5:27.194		5:57.406	Pit									
5	35.415	130.0			1:28.676	192.7	2:04.091										
2 CORONEL NED SEAT Leon TDI																	
1	24:44.381	182.9	44.751	139.9	33.811	191.4	26:02.943		4	39.100	163.6	43.446	142.1	35.454	192.7	1:58.000	
2	23.433	192.7	42.005	144.4	33.499	190.6	1:38.937										
3	23.357	193.1	42.303	139.3	5:50.097		6:55.757	Pit									
3 MONTEIRO POR SEAT Leon TDI																	
1	11:00.627	139.9			5:54.518		16:55.145	Pit	5	23.278	192.7			1:16.062	191.0	1:39.340	
2	31.074	155.4			1:23.577	189.8	1:54.651		6	25.389	159.5					10:43.467	Pit
3	23.483	192.7			1:15.523	191.4	1:39.006		7	47.126	161.0			1:26.201	187.8	2:13.327	
4	23.226	193.1			1:15.643	191.8	1:38.869										
5 MICHELISZ HUN SEAT Leon TDI																	
1	11:53.203	179.2	47.079	136.1	3:09.617		15:49.899	Pit	6	23.334	193.5	43.902	90.8	40.071	191.4	1:47.307	
2	29.928	167.5	46.246	112.0	36.566	192.3	1:52.740		7	23.339	192.7	42.218	143.5	34.054	189.8	1:39.611	
3	23.249	193.9	42.164	143.0	33.348	191.8	1:38.761		8	23.565	193.1	48.389	102.7	5:18.590		6:30.544	Pit
4	23.277	194.8	45.773	114.6	4:14.657		5:23.707	Pit									
5	32.885	153.3	48.736	135.7	34.215	191.0	1:55.836										
6 MULLER FRA Chevrolet Cruze																	
1	10:48.310	122.4	56.085	102.1	5:58.981		17:43.376	Pit	6	25.200	188.6	42.767	141.2	33.776	189.4	1:41.743	
2	39.396	132.3	53.419	101.3	37.211	190.2	2:10.026		7	23.316	188.2	42.457	140.6	33.896	189.0	1:39.669	
3	23.352	187.8	42.074	141.2	33.390	188.6	1:38.816		8	24.346	189.0	44.043	122.6	3:25.784		4:34.173	Pit
4	23.934	166.3	46.766	134.3	3:54.499		5:05.199	Pit									
5	41.584	148.2	49.936	123.4	36.826	189.4	2:08.346										
7 HUFF GBR Chevrolet Cruze																	
1	23:44.527	122.6	51.350	135.1	2:51.659		27:27.536	Pit	4	23.187	191.4	42.068	141.7	33.573	190.6	1:38.828	
2	30.075	176.1	51.615	84.4	40.274	190.6	2:01.964										
3	23.270	189.4	41.921	142.1	33.568	190.2	1:38.759										
8 MENU SUI Chevrolet Cruze																	
1	10:45.297	161.8	49.043	117.8	37.576	186.3	12:11.916		6	23.268	188.6	46.299	119.3	4:47.522		5:57.089	Pit
2	25.015	186.3	47.109	125.8	3:36.820		4:48.944	Pit	7	47.227	154.3	53.597	126.7	36.064	189.0	2:16.888	
3	32.117	167.2	50.224	132.7	2:45.004		4:07.345	Pit	8	23.497	189.4	42.006	141.2	33.965	187.5	1:39.468	
4	31.522	168.8	55.840	132.7	35.221	189.8	2:02.583										
5	23.309	191.0	41.909	141.9	33.394	189.0	1:38.612										



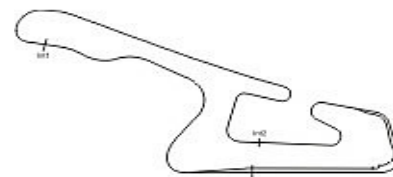
Weather/Track: Cloud 15C/Damp 16C

Circuit Length - 3.703 kilometres
Okayama International Circuit

2010 FIA World Touring Car Championship

Free Practice 1 - Sector Analysis Report

Lap	S1 Time	S1 Spd	S2 Time	S2 Spd	S3 Time	S3 Spd	Lap Time	Pit	Lap	S1 Time	S1 Spd	S2 Time	S2 Spd	S3 Time	S3 Spd	Lap Time	Pit
10 FARFUS BRA BMW 320si																	
1	10:48.444	142.4	46.067	136.3	35.380	186.7	12:09.891		7	23.433	189.8	42.243	141.0	2:33.925		3:39.601	Pit
2	25.104	167.5	45.341	137.6	35.109	186.7	1:45.554		8	47.138	180.3	44.588	139.3	34.132	188.2	2:05.858	
3	25.513	185.9	45.143	135.3	2:19.077		3:29.733	Pit	9	23.555	190.2	42.793	140.8	34.050	188.6	1:40.398	
4	28.126	176.4	44.208	139.7	33.596	190.6	1:45.930		10	23.676	190.6	42.773	140.6	5:11.876		6:18.325	Pit
5	23.138	190.6	41.771	140.6	33.176	189.8	1:38.085										
6	23.213	190.6	41.961	141.5	33.289	189.8	1:38.463										
11 PRIAULX GBR BMW 320si																	
1	10:54.527	162.4	46.677	99.1	35.323	189.0	12:16.527		6	46.286	137.4	45.438	142.8	33.794	189.4	2:05.518	
2	23.384	190.6	43.103	138.8	33.525	191.4	1:40.012		7	23.412	190.6	42.114	143.5	33.656	189.8	1:39.182	
3	23.344	190.6	42.808	139.9	33.297	191.0	1:39.449		8	23.611	189.4	42.527	141.7	7:35.269		8:41.407	Pit
4	23.173	190.2	42.342	141.0	33.346	190.2	1:38.861		9	36.459	188.6	43.399	133.7	35.496	191.0	1:55.354	
5	23.443	191.4	42.573	142.6	3:52.303		4:58.319	Pit									
15 ENGSTLER GER BMW 320si I																	
1	11:05.531	169.1			1:28.302	188.2	12:33.833		6	23.790	189.4			1:16.288	191.4	1:40.078	
2	24.081	190.6			1:18.450	189.8	1:42.531		7	23.704	186.7			1:18.125	189.8	1:41.829	
3	24.459	146.5			8:42.555		9:07.014	Pit	8	23.526	191.8			1:16.854	188.2	1:40.380	
4	30.298	182.5			1:18.008	189.8	1:48.306		9	23.519	191.4			4:30.622		4:54.141	Pit
5	23.883	186.7			1:16.167	189.0	1:40.050										
16 ROMANOV RUS BMW 320si I																	
1	11:06.077	168.2	50.030	133.1	38.884	189.4	12:34.991		8	23.760	189.0	44.467	136.5	3:34.838		4:43.065	Pit
2	24.870	189.8	44.994	140.4	33.985	189.0	1:43.849		9	28.115	185.9	44.726	126.9	39.561	185.1	1:52.402	
3	24.544	181.0	46.251	141.9	33.886	191.0	1:44.681		10	24.728	187.1	44.301	107.3	35.637	187.8	1:44.666	
4	24.230	189.4	43.160	142.8	33.884	190.2	1:41.274		11	24.347	189.8	43.386	138.8	34.557	187.8	1:42.290	
5	23.675	190.2	42.863	140.4	33.954	189.8	1:40.492		12	23.966	188.6	43.491	138.2	35.223	184.8	1:42.680	
6	23.955	191.0	43.087	140.4	35.460	185.5	1:42.502		13	24.231	189.8	43.276	141.0	34.549	188.6	1:42.056	
7	24.006	191.8	43.646	140.1	34.556	187.1	1:42.208										
17 NYKJAER DEN SEAT Leon TDI																	
1	11:15.108	165.1	50.117	131.1	39.540	186.7	12:44.765		6	23.515	194.8	42.533	132.7	6:34.737		7:40.785	Pit
2	26.778	157.8	49.757	133.1	3:51.944		5:08.479	Pit	7	30.092	166.9	46.260	141.0	34.344	193.9	1:50.696	
3	37.475	187.8	49.194	102.1	37.358	194.8	2:04.027		8	23.359	193.5	42.071	142.4	33.790	193.9	1:39.220	
4	23.632	194.3	44.058	138.8	34.524	194.8	1:42.214		9	23.462	192.7	42.434	143.5	33.828	194.3	1:39.724	
5	23.375	194.3	42.362	143.5	33.672	193.5	1:39.409										
18 BARTH SUI SEAT Leon TDI																	
1	10:49.294	127.8	52.966	110.5	6:16.154		17:58.414	Pit	6	23.426	191.8	42.580	139.5	5:05.448		6:11.454	Pit
2	38.005	125.6	45.567	91.0	37.745	193.1	2:01.317		7	27.794	193.5	43.359	141.9	34.217	191.4	1:45.370	
3	23.334	195.2	44.368	129.3	35.073	193.5	1:42.775		8	23.446	192.7	42.495	142.8	42.252	122.7	1:48.193	
4	23.112	193.9	42.283	143.3	33.711	191.8	1:39.106		9	31.782	110.9	48.543	116.2	37.182	192.3	1:57.507	
5	23.467	190.6	42.893	137.6	34.247	190.6	1:40.607										

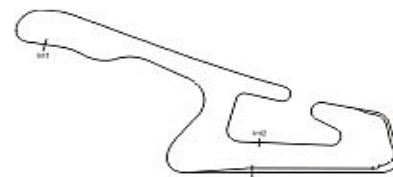


Weather/Track: Cloud 15C/Damp 16C

Circuit Length - 3.703 kilometres
Okayama International Circuit

2010 FIA World Touring Car Championship Free Practice 1 - Sector Analysis Report

Lap	S1 Time	S1 Spd	S2 Time	S2 Spd	S3 Time	S3 Spd	Lap Time	Pit	Lap	S1 Time	S1 Spd	S2 Time	S2 Spd	S3 Time	S3 Spd	Lap Time	Pit
20 O'YOUNG									HKG Chevrolet Lacetti								
1							18:58.124	Pit	6	23.908	187.8	43.328	141.7	6:24.451		7:31.687	Pit
2	30.907	156.2	44.380	140.8	37.069	192.7	1:52.356		7	29.126	189.0	42.803	141.7	34.237	190.2	1:46.166	
3	23.586	191.0	42.087	143.5	33.689	191.4	1:39.362		8	23.716	189.0	42.642	141.7	34.078	189.8	1:40.436	
4	23.664	191.0	42.344	137.8	33.993	190.2	1:40.001										
5	23.923	187.8	42.611	141.5	33.997	190.2	1:40.531										
24 POULSEN									DEN BMW 320si								
1	11:39.508	173.4	45.255	141.2	33.862	191.0	12:58.625		8	28.000	189.0	43.741	141.9	33.999	191.0	1:45.740	
2	23.372	192.7	44.915	137.1	34.847	189.8	1:43.134		9	23.535	193.1	42.772	141.9	34.043	190.2	1:40.350	
3	23.274	193.9	42.551	141.2	33.613	191.0	1:39.438		10	23.600	193.5	42.771	141.5	34.164	190.2	1:40.535	
4	23.260	195.2	42.172	143.7	33.549	191.4	1:38.981		11	23.571	191.8	42.952	141.7	34.433	189.4	1:40.956	
5	23.368	194.3	42.568	141.7	34.110	191.8	1:40.046		12	23.491	192.7	42.713	141.2	34.082	189.4	1:40.286	
6	23.784	191.0	42.599	142.1	34.096	190.6	1:40.479		13	23.640	191.4	43.238	140.6	34.091	190.6	1:40.969	
7	23.705	192.7	42.889	141.2	4:03.595		5:10.189	Pit									
25 HERNANDEZ									ESP BMW 320si								
1	11:01.852	149.5	52.915	119.2	42.726	173.4	12:37.493		8	23.661	190.2	42.591	140.8	34.279	188.6	1:40.531	
2	27.843	142.4	49.661	111.6	38.186	187.1	1:55.690		9	23.817	189.4	42.926	139.9	3:40.620		4:47.363	Pit
3	25.852	152.8	46.652	134.5	36.233	188.6	1:48.737		10	32.610	125.1	46.536	136.1	34.996	186.7	1:54.142	
4	23.768	189.8	43.075	140.8	33.950	188.2	1:40.793		11	23.795	189.8	43.414	139.9	34.655	188.6	1:41.864	
5	23.481	190.2	42.656	140.4	33.824	188.6	1:39.961		12	23.671	189.4	42.740	138.8	34.183	187.8	1:40.594	
6	23.620	189.8	42.721	139.9	34.182	188.2	1:40.523		13	23.795	188.6	42.746	141.2	34.042	187.8	1:40.583	
7	23.632	189.4	42.657	140.6	34.123	188.6	1:40.412										
26 D'ASTE									ITA BMW 320si								
1	11:01.163	149.2	52.380	120.8	43.517	178.9	12:37.060		8	23.957	185.9	43.053	139.1	34.023	185.1	1:41.033	
2	27.239	158.1	50.301	117.1	37.548	188.2	1:55.088		9	23.799	188.2	42.715	139.9	34.015	186.7	1:40.529	
3	24.146	189.4	42.966	138.6	33.673	188.6	1:40.785		10	25.450	170.1	46.183	134.5	4:30.909		5:42.542	Pit
4	23.489	189.0	42.546	140.4	33.899	185.5	1:39.934		11	37.641	173.4	50.750	104.2	35.723	186.3	2:04.114	
5	23.481	190.2	42.548	140.6	36.266	173.4	1:42.295		12	23.681	189.0	42.801	137.8	34.212	187.5	1:40.694	
6	23.897	189.8	43.113	138.2	34.626	184.8	1:41.636										
7	26.452	176.4	44.947	140.4	34.240	186.3	1:45.639										
29 TURKINGTON									GBR BMW 320si								
1	11:54.703	170.4	46.546	130.6	35.972	189.4	13:17.221		7	28.925	189.8	43.645	141.2	33.856	190.6	1:46.426	
2	23.802	191.0	43.105	139.3	33.761	191.4	1:40.668		8	23.505	191.0	42.778	142.1	33.934	190.6	1:40.217	
3	23.355	191.4	42.293	142.4	33.276	189.8	1:38.924		9	24.060	189.8	47.356	129.1	3:37.693		4:49.109	Pit
4	23.203	192.3	42.400	143.3	33.315	190.2	1:38.918		10	33.435	158.1	43.637	141.9	34.662	191.8	1:51.734	
5	23.346	193.1	42.560	142.1	33.699	193.1	1:39.605										
6	23.303	193.9	42.593	141.7	5:27.972		6:33.868	Pit									



Weather/Track: Cloud 15C/Damp 16C

Circuit Length - 3.703 kilometres
Okayama International Circuit

2010 FIA World Touring Car Championship

Free Practice 1 - Sector Analysis Report

Lap S1 Time S1 Spd S2 Time S2 Spd S3 Time S3 Spd Lap Time Pit Lap S1 Time S1 Spd S2 Time S2 Spd S3 Time S3 Spd Lap Time Pit

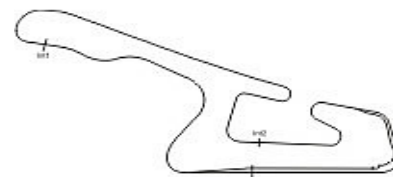
41 DAHLGREN							SWE		Volvo C30					T	
1	10:56.263	139.9	47.938	137.8	34.582	191.8	12:18.783	7	24.897	173.7	45.349	114.6	5:58.905	7:09.151 Pit	
2	23.261	194.8	42.083	141.9	33.261	191.8	1:38.605	8	29.781	188.2	43.895	141.7	34.677	188.6	1:48.353
3	24.231	185.9	43.576	139.5	3:01.533		4:09.340 Pit	9	23.737	190.6	42.920	140.4	34.174	188.2	1:40.831
4	29.125	174.4	44.137	138.4	34.655	192.3	1:47.917	10	23.696	190.2	42.446	141.7	34.178	188.6	1:40.320
5	23.322	191.8	42.299	141.2	34.045	188.6	1:39.666	11	23.756	189.0	42.362	142.1	34.166	189.0	1:40.284
6	23.532	191.0	42.714	141.2	33.902	188.2	1:40.148								

43 TANIGUCHI							JPN		BMW 320si					I	
1	11:03.150	161.2	54.526	126.7	42.675	181.8	12:40.351	8	23.945	184.8	43.256	139.5	34.267	185.1	1:41.468
2	24.982	178.2	45.075	139.5	34.506	185.1	1:44.563	9	23.770	187.1	45.738	137.8	35.036	185.5	1:44.544
3	24.001	187.5	43.548	139.5	2:29.278		3:36.827 Pit	10	23.961	187.8	46.200	138.8	3:51.330		5:01.491 Pit
4	30.585	182.9	43.759	139.3	34.264	185.1	1:48.608	11	29.732	180.0	44.196	138.6	36.951	182.9	1:50.879
5	23.772	187.5	43.427	137.6	34.968	181.0	1:42.167	12	24.162	185.1	43.781	139.5	34.518	185.5	1:42.461
6	24.030	181.8	47.778	135.7	36.704	185.1	1:48.512								
7	24.256	159.8	44.977	135.5	35.115	185.1	1:44.348								

44 ITO							JPN		BMW 320si					I	
1	11:12.906	152.8	47.112	135.7	38.033	183.6	12:38.051	8	23.719	190.2	43.472	136.5	3:33.955		4:41.146 Pit
2	25.527	178.5	43.929	140.4	34.227	188.6	1:43.683	9	29.267	187.5	43.812	139.1	34.656	186.3	1:47.735
3	23.672	186.7	43.448	142.1	34.388	187.8	1:41.508	10	24.296	183.2	43.823	139.9	35.028	185.9	1:43.147
4	23.864	187.8	42.867	139.9	33.995	189.0	1:40.726	11	24.363	187.1	43.669	139.9	34.719	187.1	1:42.751
5	23.609	189.0	42.883	140.4	34.407	189.0	1:40.899	12	23.908	189.0	43.070	140.6	34.620	186.3	1:41.598
6	23.825	188.6	43.201	141.0	35.570	183.6	1:42.596	13	23.850	188.2	43.379	140.6	34.571	187.8	1:41.800
7	24.200	186.7	44.385	139.1	34.563	189.0	1:43.148								

45 CHEN							TPE		BMW 320si					I	
1	11:02.611	148.2	52.697	117.1	39.490	185.9	12:34.798	5	23.895	186.3	43.850	139.5	37.276	177.5	1:45.021
2	24.889	185.9	45.026	134.9	1:58.444		3:08.359 Pit	6	26.165	150.7	48.262	126.0			14:35.094 Pit
3	29.761	177.1	44.781	136.1	34.776	184.8	1:49.318								
4	24.141	187.1	43.399	139.7	34.389	185.9	1:41.929								

46 YANAGIDA							JPN		BMW 320si					I	
1	11:18.436	161.2	48.369	123.1	40.322	184.4	12:47.127	8	34.552	147.0	45.563	136.3	34.696	184.8	1:54.811
2	24.607	185.1	44.462	137.1	34.862	185.5	1:43.931	9	23.914	187.5	43.522	139.1	34.412	185.1	1:41.848
3	23.856	189.0	42.868	138.2	33.907	187.5	1:40.631	10	24.009	186.3	43.797	138.4	34.741	184.4	1:42.547
4	23.628	190.2	45.032	138.0	34.410	186.7	1:43.070	11	23.811	188.2	46.561	119.6	38.060	185.9	1:48.432
5	23.587	189.4	43.275	139.1	34.508	186.7	1:41.370	12	23.944	188.6	43.535	138.6	34.330	185.9	1:41.809
6	23.693	188.6	42.816	139.9	34.385	186.7	1:40.894	13	23.826	188.6	43.413	139.1	34.308	186.3	1:41.547
7	24.749	186.3	44.079	135.3	2:53.975		4:02.803 Pit								

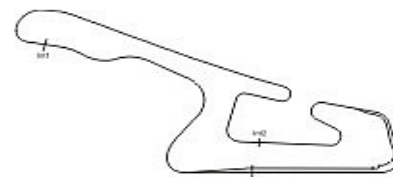


Weather/Track: Cloud 15C/Damp 16C

Circuit Length - 3.703 kilometres
Okayama International Circuit

2010 FIA World Touring Car Championship Free Practice 1 - Sector Analysis Report

Lap	S1 Time	S1 Spd	S2 Time	S2 Spd	S3 Time	S3 Spd	Lap Time	Pit	Lap	S1 Time	S1 Spd	S2 Time	S2 Spd	S3 Time	S3 Spd	Lap Time	Pit
51 HO MAC BMW 320si I																	
1	11:13.548	155.7	48.258	134.5	39.002	188.2	12:40.808		8	24.007	188.2	43.778	139.1	34.522	189.4	1:42.307	
2	25.136	172.0	45.192	140.4	34.957	189.0	1:45.285		9	52.151	161.5	46.765	134.7	3:23.862		5:02.778	Pit
3	24.359	187.1	44.458	138.4	35.083	187.8	1:43.900		10	29.637	180.0	45.039	137.8	35.131	187.1	1:49.807	
4	24.514	186.3	46.937	139.1	34.814	188.6	1:46.265		11	24.288	188.2	43.603	140.8	34.675	188.2	1:42.566	
5	24.298	187.1	44.849	140.1	34.531	189.8	1:43.678		12	24.355	187.1	43.769	139.1	34.947	189.8	1:43.071	
6	24.671	190.2	1:03.319	131.1	35.836	189.8	2:03.826		13	24.070	187.5	43.448	140.1	34.808	188.2	1:42.326	
7	24.044	188.2	44.029	139.1	34.617	188.6	1:42.690										
72 TANIGUCHI JPN Chevrolet Lacetti I																	
1	11:11.372	173.7	47.037	131.7	37.387	191.4	12:35.796		7	29.271	188.6	44.717	107.5	34.762	192.3	1:48.750	
2	24.979	190.6	44.786	142.1	34.344	193.9	1:44.109		8	23.780	191.8	42.961	143.3	34.045	191.0	1:40.786	
3	23.632	192.3	42.615	143.3	34.035	192.7	1:40.282		9	23.912	193.1	42.878	139.3	34.476	190.2	1:41.266	
4	23.578	192.3	42.399	144.2	33.636	193.5	1:39.613		10	24.121	191.4	43.275	143.3	3:18.415		4:25.811	Pit
5	23.613	193.5	42.395	143.3	33.733	193.9	1:39.741										
6	23.826	193.1	42.871	144.0	6:06.776		7:13.473	Pit									
73 ROSSI FRA SEAT Leon TDI I																	
1	10:55.632	142.4			4:44.860		15:40.492	Pit	7	23.389	194.8			1:16.482	194.3	1:39.871	
2	33.070	161.2	48.190	140.6	34.544	190.6	1:55.804		8	23.538	192.7			4:40.802		5:04.340	Pit
3	23.640	195.6			1:15.861	194.3	1:39.501		9	40.716	193.9			1:17.393	192.7	1:58.109	
4	23.095	195.2			1:16.059	193.1	1:39.154		10	24.008	190.2			1:16.646	193.1	1:40.654	
5	23.290	195.2			1:43.007		2:06.297	Pit									
6	42.413	173.7			1:24.019	193.5	2:06.432										

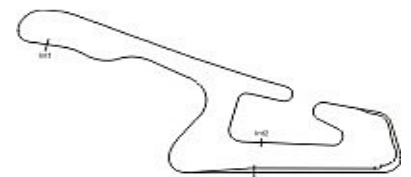


Weather/Track: Cloud 15C/Damp 16C

Circuit Length - 3.703 kilometres
Okayama International Circuit

2010 FIA World Touring Car Championship Free Practice 1 - Best Sector Speeds Report

SECTOR 1				SECTOR 2				SECTOR 3				
POS	NO	NAME	SPEED	LAP	NO	NAME	SPEED	LAP	NO	NAME	SPEED	LAP
1	1	TARQUINI	195.6	3	2	CORONEL	144.4	2	17	NYKJAER	194.8	3
2	73	ROSSI	195.6	3	72	TANIGUCHI	144.2	4	73	ROSSI	194.3	3
3	18	BARTH	195.2	3	24	POULSEN	143.7	4	72	TANIGUCHI	193.9	2
4	24	POULSEN	195.2	4	5	MICHELISZ	143.5	7	18	BARTH	193.5	3
5	5	MICHELISZ	194.8	4	11	PRIAULX	143.5	7	29	TURKINGTON	193.1	5
6	17	NYKJAER	194.8	6	17	NYKJAER	143.5	5	1	TARQUINI	192.7	5
7	41	DAHLGREN	194.8	2	20	O'YOUNG	143.5	3	2	CORONEL	192.7	4
8	29	TURKINGTON	193.9	6	18	BARTH	143.3	4	20	O'YOUNG	192.7	2
9	72	TANIGUCHI	193.5	5	29	TURKINGTON	143.3	4	5	MICHELISZ	192.3	2
10	2	CORONEL	193.1	3	16	ROMANOV	142.8	4	41	DAHLGREN	192.3	4
11	3	MONTEIRO	193.1	4	7	HUFF	142.1	3	3	MONTEIRO	191.8	4
12	15	ENGSTLER	191.8	8	41	DAHLGREN	142.1	11	24	POULSEN	191.8	5
13	16	ROMANOV	191.8	7	44	ITO	142.1	3	11	PRIAULX	191.4	2
14	7	HUFF	191.4	4	8	MENU	141.9	5	15	ENGSTLER	191.4	6
15	11	PRIAULX	191.4	5	10	FARFUS	141.5	6	16	ROMANOV	191.0	3
16	8	MENU	191.0	5	6	MULLER	141.2	3	7	HUFF	190.6	2
17	20	O'YOUNG	191.0	3	25	HERNANDEZ	141.2	13	10	FARFUS	190.6	4
18	10	FARFUS	190.6	5	51	HO	140.8	11	6	MULLER	190.2	2
19	25	HERNANDEZ	190.2	5	26	D'ASTE	140.6	5	8	MENU	189.8	4
20	26	D'ASTE	190.2	5	73	ROSSI	140.6	2	51	HO	189.8	5
21	44	ITO	190.2	8	46	YANAGIDA	139.9	6	44	ITO	189.0	4
22	46	YANAGIDA	190.2	4	45	CHEN	139.7	4	25	HERNANDEZ	188.6	3
23	51	HO	190.2	6	43	TANIGUCHI	139.5	2	26	D'ASTE	188.6	3
24	6	MULLER	189.0	8					46	YANAGIDA	187.5	3
25	43	TANIGUCHI	187.8	10					45	CHEN	185.9	1
26	45	CHEN	187.1	4					43	TANIGUCHI	185.5	9



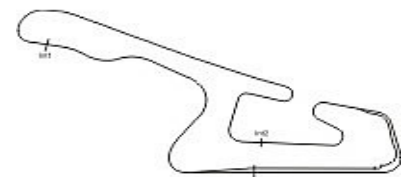
Weather/Track: Cloud 15C/Damp 16C

Circuit Length - 3.703 kilometres
Okayama International Circuit

2010 FIA World Touring Car Championship Free Practice 1 - Best Sector Times Report

POS	NO	SECTOR 1		SECTOR 2		SECTOR 3		IDEAL/BEST LAP COMPARISON							
		TIME	LAP	NO	TIME	LAP	NO	TIME	LAP	NO	NAME	IDEAL	BEST	LAP	DIFF
1	73	23.095	4	10	41.771	5	10	33.176	5	10	FARFUS	1:38.085	1:38.085	5	+ 0.000
2	18	23.112	4	8	41.909	5	41	33.261	2	8	MENU	1:38.571	1:38.612	5	+ 0.041
3	10	23.138	5	7	41.921	3	29	33.276	3	11	PRIAULX	1:38.584	1:38.861	4	+ 0.277
4	11	23.173	4	2	42.005	2	11	33.297	3	41	DAHLGREN	1:38.605	1:38.605	2	+ 0.000
5	7	23.187	4	17	42.071	8	5	33.348	3	7	HUFF	1:38.676	1:38.759	3	+ 0.083
6	29	23.203	4	6	42.074	3	6	33.390	3	5	MICHELISZ	1:38.761	1:38.761	3	+ 0.000
7	3	23.226	4	41	42.083	2	8	33.394	5	29	TURKINGTO	1:38.772	1:38.918	4	+ 0.146
8	5	23.249	3	20	42.087	3	2	33.499	2	6	MULLER	1:38.780	1:38.816	3	+ 0.036
9	24	23.260	4	11	42.114	7	24	33.549	4	2	CORONEL	1:38.861	1:38.937	2	+ 0.076
10	41	23.261	2	5	42.164	3	7	33.568	3	24	POULSEN	1:38.981	1:38.981	4	+ 0.000
11	8	23.268	6	24	42.172	4	72	33.636	4	17	NYKJAER	1:39.102	1:39.220	8	+ 0.118
12	6	23.316	7	18	42.283	4	17	33.672	5	18	BARTH	1:39.106	1:39.106	4	+ 0.000
13	2	23.357	3	29	42.293	3	26	33.673	3	20	O'YOUNG	1:39.362	1:39.362	3	+ 0.000
14	17	23.359	8	72	42.395	5	20	33.689	3	72	TANIGUCHI	1:39.609	1:39.613	4	+ 0.004
15	1	23.396	8	26	42.546	4	18	33.711	4	26	D'ASTE	1:39.700	1:39.934	4	+ 0.234
16	25	23.481	5	25	42.591	8	25	33.824	5	25	HERNANDEZ	1:39.896	1:39.961	5	+ 0.065
17	26	23.481	5	46	42.816	6	16	33.884	4	46	YANAGIDA	1:40.310	1:40.631	3	+ 0.321
18	15	23.519	9	16	42.863	5	46	33.907	3	16	ROMANOV	1:40.422	1:40.492	5	+ 0.070
19	72	23.578	4	44	42.867	4	44	33.995	4	44	ITO	1:40.471	1:40.726	4	+ 0.255
20	20	23.586	3	43	43.256	8	43	34.264	4	43	TANIGUCHI	1:41.290	1:41.468	8	+ 0.178
21	46	23.587	5	45	43.399	4	45	34.389	4	45	CHEN	1:41.683	1:41.929	4	+ 0.246
22	44	23.609	5	51	43.448	13	51	34.522	8	51	HO	1:41.977	1:42.307	8	+ 0.330
23	16	23.675	5	73	48.190	2	73	34.544	2	73	ROSSI	1:45.829	1:39.154	4	+ 6.675

'Perfect Lap' - 1:38.042



Weather/Track: Cloud 15C/Damp 16C

Circuit Length - 3.703 kilometres
Okayama International Circuit

2010 FIA World Touring Car Championship
FREE PRACTICE 2

POS	NO	CLS	DRIVER	NAT	CAR	TIME	LAPS	GAP	KPH
1	2		Tom CORONEL	NED	SEAT Leon TDI	1:38.943	11		134.73
2	7		Robert HUFF	GBR	Chevrolet Cruze	1:38.979	14	0.036	134.68
3	3		Tiago MONTEIRO	POR	SEAT Leon TDI	1:39.105	10	0.162	134.51
4	10		Augusto FARFUS	BRA	BMW 320si	1:39.110	14	0.167	134.50
5	41	T	Robert DAHLGREN	SWE	Volvo C30	1:39.208	12	0.265	134.37
6	8		Alain MENU	SUI	Chevrolet Cruze	1:39.421	12	0.478	134.08
7	15	I	Franz ENGSTLER	GER	BMW 320si	1:39.443	10	0.500	134.05
8	5		Norbert MICHELISZ	HUN	SEAT Leon TDI	1:39.455	14	0.512	134.03
9	6		Yvan MULLER	FRA	Chevrolet Cruze	1:39.567	10	0.624	133.88
10	29		Colin TURKINGTON	GBR	BMW 320si	1:39.579	16	0.636	133.87
11	1		Gabriele TARQUINI	ITA	SEAT Leon TDI	1:39.653	13	0.710	133.77
12	11		Andy PRIAULX	GBR	BMW 320si	1:39.660	14	0.717	133.76
13	17		Michel NYKJAER	DEN	SEAT Leon TDI	1:39.722	11	0.779	133.68
14	18		Fredy BARTH	SUI	SEAT Leon TDI	1:39.818	12	0.875	133.55
15	73		Michael ROSSI	FRA	SEAT Leon TDI	1:39.916	12	0.973	133.42
16	20	I	Darryl O'YOUNG	HKG	Chevrolet Lacetti	1:40.230	15	1.287	133.00
17	16	I	Andrei ROMANOV	RUS	BMW 320si	1:40.410	16	1.467	132.76
18	26	I	Stefano D'ASTE	ITA	BMW 320si	1:40.473	16	1.530	132.68
19	72	I	Yukinori TANIGUCHI	JPN	Chevrolet Lacetti	1:40.622	12	1.679	132.48
20	24	I	Kristian POULSEN	DEN	BMW 320si	1:40.635	14	1.692	132.46
21	25	I	Sergio HERNANDEZ	ESP	BMW 320si	1:40.706	15	1.763	132.37
22	21	I	Mehdi BENNANI	MAR	BMW 320si	1:40.801	15	1.858	132.24
23	44	I	Yoshihiro ITO	JPN	BMW 320si	1:40.913	15	1.970	132.10
24	46	I	Masataka YANAGIDA	JPN	BMW 320si	1:42.080	15	3.137	130.59
25	43	I	Nobuteru TANIGUCHI	JPN	BMW 320si	1:42.160	11	3.217	130.48
26	51	I	Henry HO	MAC	BMW 320si	1:42.755	15	3.812	129.73
27	45	I	Kevin CHEN	TPE	BMW 320si	1:42.824	14	3.881	129.64

Okayama

For Media Information Purposes - No Regulatory Value.

Circuit Length = 3.7030 km.

Weather/Track: Cloud 16C/Dry 18C

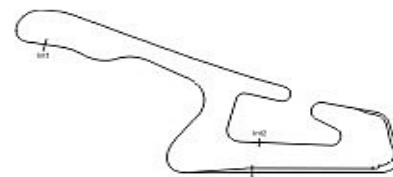
Start: 12:15 End: 12:

Race Director:	Steward:	Timekeeper:	Issued at:
----------------	----------	-------------	------------

2010 FIA World Touring Car Championship

Free Practice 2 - Sector Analysis Report

Lap	S1 Time	S1 Spd	S2 Time	S2 Spd	S3 Time	S3 Spd	Lap Time	Pit	Lap	S1 Time	S1 Spd	S2 Time	S2 Spd	S3 Time	S3 Spd	Lap Time	Pit
1 TARQUINI ITA SEAT Leon TDI																	
1	10:44.128	152.5	49.365		38.964	192.7	12:12.457		8	23.561	193.9	42.074		34.750	191.4	1:40.385	
2	23.470	195.2	44.749		36.597	193.1	1:44.816		9	23.812	193.1	41.811		34.863	193.1	1:40.486	
3	23.345	194.8	42.607		3:40.197		4:46.149	Pit	10	23.606	193.1	41.960		34.958	191.8	1:40.524	
4	42.717	157.8	45.290		35.325	191.4	2:03.332		11	23.658	193.5	42.009		34.920	192.3	1:40.587	
5	23.514	193.1	41.650		35.011	189.4	1:40.175		12	24.025	193.9	42.227		35.080	193.5	1:41.332	
6	23.626	196.5	41.552		34.475	193.9	1:39.653		13	23.728	193.5	42.185		35.005	192.7	1:40.918	
7	23.532	196.0	41.721		34.688	193.1	1:39.941										
2 CORONEL NED SEAT Leon TDI																	
1	10:45.094	178.2	49.518		38.839	191.0	12:13.451		7	23.439	192.7	41.818		34.648	190.2	1:39.905	
2	23.473	192.7	41.184		34.286	190.6	1:38.943		8	23.681	192.3	41.748		34.856	190.2	1:40.285	
3	23.398	194.3	41.482		34.250	191.0	1:39.130		9	23.591	191.0	41.917		34.787	191.8	1:40.295	
4	26.635	163.3	48.227		3:46.131		5:00.993	Pit	10	24.198	189.4	42.144		1:03.258		2:09.600	Pit
5	48.559	180.0	42.282		34.577	190.2	2:05.418		11	44.142	192.3	42.081		35.043	192.3	2:01.266	
6	23.471	192.3	41.844		34.502	191.4	1:39.817										
3 MONTEIRO POR SEAT Leon TDI																	
1	10:47.616	149.2	50.231		38.336	190.2	12:16.183		7	23.646	191.4	41.897		34.767	191.8	1:40.310	
2	23.488	192.7	41.422		34.195	190.2	1:39.105		8	23.569	193.1	42.398		35.060	192.3	1:41.027	
3	23.460	193.1	41.601		34.547	184.4	1:39.608		9	23.556	194.3	42.329		3:13.670		4:19.555	Pit
4	24.370	172.0	46.227		8:51.774		10:02.314	Pit	10	28.674	188.6	43.307		35.483	190.2	1:47.464	
5	45.670	168.5	48.558		35.777	189.8	2:10.005										
6	23.959	187.1	45.274		35.701	191.8	1:44.934										
5 MICHELISZ HUN SEAT Leon TDI																	
1	10:54.190	162.1	51.784		42.911	191.0	12:28.885		9	25.092	151.5	53.360		37.495	190.6	1:55.947	
2	23.526	191.8	41.687		34.355	191.0	1:39.568		10	23.708	191.4	41.830		34.837	189.4	1:40.375	
3	23.535	193.5	41.517		34.403	191.8	1:39.455		11	23.670	192.7	42.213		34.909	190.2	1:40.792	
4	23.478	191.0	41.815		34.546	191.4	1:39.839		12	23.655	193.5	42.081		34.931	192.7	1:40.667	
5	23.599	191.4	41.761		34.757	189.8	1:40.117		13	23.891	193.5	42.211		35.002	190.6	1:41.104	
6	23.648	192.7	45.466		4:26.660		5:35.774	Pit	14	24.010	189.4	44.778		1:01.675		2:10.463	Pit
7	41.091	185.1	42.940		34.740	190.6	1:58.771										
8	23.656	191.4	41.729		34.798	192.3	1:40.183										
6 MULLER FRA Chevrolet Cruze																	
1	10:39.481	140.4	51.499		37.439	187.1	12:08.419		7	23.599	187.5	41.965		34.594	189.4	1:40.158	
2	23.412	189.8	41.911		34.244	190.2	1:39.567		8	34.824	112.6	1:01.708		7:57.374		9:33.906	Pit
3	23.651	185.5	41.827		34.473	189.8	1:39.951		9	38.700	186.3	42.372		34.688	188.6	1:55.760	
4	23.442	189.0	41.958		5:18.492		6:23.892	Pit	10	23.679	185.5	41.969		34.759	189.4	1:40.407	
5	39.895	156.2	48.624		38.016	188.6	2:06.535										
6	24.347	183.6	43.971		35.742	189.8	1:44.060										

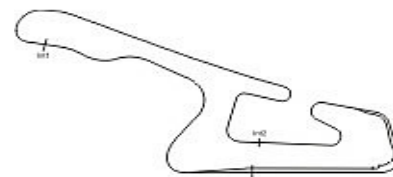


Weather/Track: Cloud 16C/Dry 18C

Circuit Length - 3.703 kilometres
Okayama International Circuit

2010 FIA World Touring Car Championship Free Practice 2 - Sector Analysis Report

Lap	S1 Time	S1 Spd	S2 Time	S2 Spd	S3 Time	S3 Spd	Lap Time	Pit	Lap	S1 Time	S1 Spd	S2 Time	S2 Spd	S3 Time	S3 Spd	Lap Time	Pit
7 HUFF GBR Chevrolet Cruze																	
1	10:41.726	151.2	47.773		36.872	190.6	12:06.371		9	23.674	190.2	42.133		34.926	190.6	1:40.733	
2	23.380	189.8	41.378		34.221	190.6	1:38.979		10	23.672	191.0	42.212		34.846	191.4	1:40.730	
3	23.358	191.8	41.463		7:46.179		8:51.000	Pit	11	23.693	190.6	42.128		34.863	191.0	1:40.684	
4	35.723	189.0	42.231		34.655	191.4	1:52.609		12	23.659	190.6	41.994		34.780	191.8	1:40.433	
5	23.483	190.2	41.813		34.572	191.0	1:39.868		13	23.663	191.4	42.075		35.006	191.4	1:40.744	
6	23.591	189.8	41.747		34.602	191.8	1:39.940		14	23.730	191.4	42.242		34.982	191.8	1:40.954	
7	23.859	188.2	42.231		34.673	191.8	1:40.763										
8	23.517	190.6	41.941		34.667	191.4	1:40.125										
8 MENU SUI Chevrolet Cruze																	
1	10:43.224	156.7	49.801		38.359	189.0	12:11.384		8	23.707	187.5	41.946		34.635	189.8	1:40.288	
2	23.568	189.4	41.617		34.236	189.8	1:39.421		9	23.578	188.6	41.885		34.893	189.4	1:40.356	
3	24.212	186.3	44.935		4:51.115		6:00.262	Pit	10	23.895	186.7	42.137		34.987	189.0	1:41.019	
4	41.891	165.4	50.853		38.384	188.6	2:11.128		11	23.892	188.6	42.291		35.033	189.8	1:41.216	
5	23.741	189.0	41.765		34.616	189.4	1:40.122		12	23.803	188.2	42.341		35.158	189.4	1:41.302	
6	25.219	180.7	45.752		5:45.663		6:56.634	Pit									
7	37.752	177.1	45.495		36.483	189.0	1:59.730										
10 FARFUS BRA BMW 320si																	
1	10:57.567	160.1	51.940		41.837	189.8	12:31.344		9	41.495	166.3	47.684		35.145	189.4	2:04.324	
2	23.393	190.6	41.731		34.443	189.8	1:39.567		10	23.773	189.8	42.103		34.738	189.0	1:40.614	
3	23.291	190.2	41.610		34.209	190.2	1:39.110		11	23.634	190.6	42.020		2:01.504		3:07.158	Pit
4	23.349	190.2	41.749		34.337	191.0	1:39.435		12	40.684	166.3	47.546		34.990	189.0	2:03.220	
5	23.567	190.6	42.401		2:36.127		3:42.095	Pit	13	23.688	190.6	42.018		34.718	190.6	1:40.424	
6	40.539	163.6	44.247		35.502	188.2	2:00.288		14	23.614	190.6	42.038		34.808	190.2	1:40.460	
7	24.036	189.4	42.223		34.665	189.8	1:40.924										
8	23.767	188.6	42.113		2:34.653		3:40.533	Pit									
11 PRIAULX GBR BMW 320si																	
1	10:54.951	179.6	50.235		39.748	190.6	12:24.934		9	37.858	180.0	43.705		35.147	188.6	1:56.710	
2	23.742	190.6	41.731		34.201	191.0	1:39.674		10	23.526	187.8	42.028		2:14.997		3:20.551	Pit
3	23.231	191.0	41.874		34.555	191.0	1:39.660		11	30.628	120.0	47.517		35.088	189.8	1:53.233	
4	23.331	189.0	41.926		34.587	189.8	1:39.844		12	23.500	189.8	42.149		34.630	190.6	1:40.279	
5	23.681	189.8	42.056		2:34.910		3:40.647	Pit	13	23.565	189.8	42.020		34.758	189.4	1:40.343	
6	38.368	189.4	42.356		35.238	189.4	1:55.962		14	23.595	187.8	42.229		34.850	190.2	1:40.674	
7	23.626	190.2	41.774		34.600	191.0	1:40.000										
8	23.555	189.0	41.791		2:18.924		3:24.270	Pit									
15 ENGSTLER GER BMW 320si I																	
1	11:31.269	184.4	43.640		35.304	187.8	12:50.213		7	23.316	188.6	41.889		34.563	189.4	1:39.768	
2	23.684	189.4	41.751		34.458	190.2	1:39.893		8	26.242	132.7	49.016		35.043	191.4	1:50.301	
3	23.542	189.8	41.817		34.638	189.8	1:39.997		9	23.490	191.8	42.084		35.050	189.4	1:40.624	
4	23.410	189.4	43.638		6:18.237		7:25.285	Pit	10	23.697	191.4	41.995		34.926	188.2	1:40.618	
5	34.015	161.8	44.390		34.869	189.4	1:53.274										
6	23.443	187.8	41.732		34.268	189.4	1:39.443										

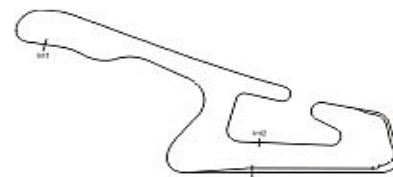


Weather/Track: Cloud 16C/Dry 18C

Circuit Length - 3.703 kilometres
Okayama International Circuit

2010 FIA World Touring Car Championship Free Practice 2 - Sector Analysis Report

Lap	S1 Time	S1 Spd	S2 Time	S2 Spd	S3 Time	S3 Spd	Lap Time	Pit	Lap	S1 Time	S1 Spd	S2 Time	S2 Spd	S3 Time	S3 Spd	Lap Time	Pit
16 ROMANOV RUS BMW 320si									I								
1	11:16.048	186.3	42.820		36.553	191.0	12:35.421		10	24.003	188.2	43.053		35.418	187.1	1:42.474	
2	<u>23.637</u>	<u>192.3</u>	42.922		35.663	191.0	1:42.222		11	24.035	188.6	42.755		35.116	186.7	1:41.906	
3	23.846	191.4	42.614		34.736	190.2	1:41.196		12	24.086	189.4	43.660		35.368	187.1	1:43.114	
4	23.657	190.6	<u>42.272</u>		<u>34.481</u>	<u>191.4</u>	<u>1:40.410</u>		13	23.832	188.6	42.515		35.406	187.1	1:41.753	
5	23.862	191.8	42.859		34.955	189.4	1:41.676		14	24.280	188.6	43.047		37.525	189.0	1:44.852	
6	23.908	190.6	43.063		34.885	188.2	1:41.856		15	23.941	190.2	42.812		35.447	187.1	1:42.200	
7	23.959	189.4	42.935		2:45.881		3:52.775	Pit	16	24.211	187.5	42.782		35.791	181.4	1:42.784	
8	28.462	157.0	47.271		35.730	187.1	1:51.463										
9	24.447	184.4	42.520		35.400	188.2	1:42.367										
17 NYKJAER DEN SEAT Leon TDI																	
1	10:49.283	167.5	50.808		38.236	192.3	12:18.327		7	23.674	194.3	42.371		35.107	193.5	1:41.152	
2	<u>23.623</u>	<u>194.8</u>	<u>41.787</u>		<u>34.312</u>	<u>193.9</u>	<u>1:39.722</u>		8	23.860	191.8	42.203		34.913	192.7	1:40.976	
3	<u>23.349</u>	193.5	41.837		34.583	192.7	1:39.769		9	23.838	190.6	42.331		35.186	192.7	1:41.355	
4	23.690	191.8	42.936		34.727	192.7	1:41.353		10	23.797	193.1	42.474		4:33.026		5:39.297	Pit
5	23.727	192.7	42.153		7:29.514		8:35.394	Pit	11	53.762	193.9	42.448		34.960	193.9	2:11.170	
6	47.047	157.3	44.168		35.269	193.1	2:06.484										
18 BARTH SUI SEAT Leon TDI																	
1	10:50.462	165.1	51.317		38.964	191.8	12:20.743		8	24.122	187.1	44.859		4:58.759		6:07.740	Pit
2	23.702	192.3	<u>41.723</u>		<u>34.393</u>	191.8	<u>1:39.818</u>		9	48.451	144.6	46.055		35.067	191.4	2:09.573	
3	23.544	191.8	42.189		34.588	191.8	1:40.321		10	23.706	192.3	42.338		34.994	191.8	1:41.038	
4	23.603	189.8	42.448		3:39.386		4:45.437	Pit	11	23.634	191.4	42.351		34.995	190.2	1:40.980	
5	39.816	190.2	42.140		35.062	189.0	1:57.018		12	24.102	189.4	42.219		35.139	189.0	1:41.460	
6	<u>23.542</u>	<u>193.1</u>	42.524		34.836	191.0	1:40.902										
7	<u>23.471</u>	192.3	42.366		34.794	191.4	1:40.631										
20 O'YOUNG HKG Chevrolet Lacetti									I								
1	11:08.393	164.8	48.099		38.334	191.8	12:34.826		9	23.813	190.2	42.550		34.910	190.6	1:41.273	
2	23.735	189.8	42.134		<u>34.526</u>	191.8	1:40.395		10	23.892	189.0	42.285		35.096	190.2	1:41.273	
3	<u>23.691</u>	<u>191.4</u>	<u>41.833</u>		34.706	191.4	<u>1:40.230</u>		11	23.870	189.0	42.293		35.011	191.4	1:41.174	
4	25.644	164.8	46.573		37.490	191.8	1:49.707		12	23.900	189.8	42.406		35.123	190.6	1:41.429	
5	23.706	189.4	42.062		34.941	191.8	1:40.709		13	24.562	189.8	42.381		35.619	191.4	1:42.562	
6	23.814	189.4	42.071		34.876	191.4	1:40.761		14	24.049	189.4	42.448		35.349	191.8	1:41.846	
7	23.824	188.6	42.220		4:48.644		5:54.688	Pit	15	24.253	189.0	42.316		35.488	191.0	1:42.057	
8	33.303	188.2	42.554		34.875	<u>192.3</u>	1:50.732										

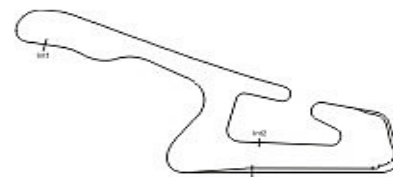


Weather/Track: Cloud 16C/Dry 18C

Circuit Length - 3.703 kilometres
Okayama International Circuit

2010 FIA World Touring Car Championship Free Practice 2 - Sector Analysis Report

Lap	S1 Time	S1 Spd	S2 Time	S2 Spd	S3 Time	S3 Spd	Lap Time	Pit	Lap	S1 Time	S1 Spd	S2 Time	S2 Spd	S3 Time	S3 Spd	Lap Time	Pit
21 BENNANI MAR BMW 320si I																	
1	11:12.157	167.9	45.892		37.129	191.4	12:35.178		9	24.010	189.8	43.094		2:57.444		4:04.548	<i>Pit</i>
2	23.593	192.3	42.420		34.788	190.6	1:40.801		10	28.124	188.2	42.875		34.955	189.0	1:45.954	
3	23.655	192.3	42.461		34.958	189.0	1:41.074		11	23.899	190.6	42.627		35.278	187.8	1:41.804	
4	23.670	189.0	42.411		35.241	187.1	1:41.322		12	24.161	187.1	44.226		37.483	189.0	1:45.870	
5	23.776	189.8	45.860		36.639	187.5	1:46.275		13	23.954	190.2	43.072		35.444	186.3	1:42.470	
6	23.960	185.9	42.805		3:14.058		4:20.823	<i>Pit</i>	14	24.059	188.6	43.107		35.435	187.5	1:42.601	
7	28.420	177.1	45.534		35.895	188.2	1:49.849		15	24.000	188.6	43.036		35.775	186.7	1:42.811	
8	23.694	189.4	42.408		35.057	187.1	1:41.159										
24 POULSEN DEN BMW 320si I																	
1	11:50.659	186.3	43.131		35.324	188.6	13:09.114		9	23.782	190.6	42.245		34.996	191.4	1:41.023	
2	23.707	191.4	42.181		34.747	189.4	1:40.635		10	23.855	191.4	42.164		3:09.706		4:15.725	<i>Pit</i>
3	23.715	191.8	42.164		34.911	188.2	1:40.790		11	36.508	192.3	42.269		34.996	190.6	1:53.773	
4	23.718	190.6	42.174		3:27.434		4:33.326	<i>Pit</i>	12	23.804	189.8	42.269		35.054	189.0	1:41.127	
5	29.689	190.2	42.551		34.837	188.2	1:47.077		13	23.770	191.4	42.251		34.872	190.6	1:40.893	
6	23.662	192.3	42.376		35.016	191.0	1:41.054		14	23.633	192.3	42.539		35.467	186.7	1:41.639	
7	23.857	191.0	42.379		34.854	189.0	1:41.090										
8	23.855	190.6	42.199		35.119	189.8	1:41.173										
25 HERNANDEZ ESP BMW 320si I																	
1	11:00.460	180.3	48.555		40.314	188.6	12:29.329		9	28.471	187.8	42.746		35.350	185.5	1:46.567	
2	23.796	189.4	42.312		36.080	188.6	1:42.188		10	23.874	187.1	42.333		35.044	187.5	1:41.251	
3	23.777	189.4	42.121		34.808	188.2	1:40.706		11	23.819	189.0	42.387		35.020	187.8	1:41.226	
4	26.492	151.5	46.873		35.234	189.0	1:48.599		12	23.838	187.8	42.447		36.253	182.1	1:42.538	
5	23.749	189.4	44.102		2:56.326		4:04.177	<i>Pit</i>	13	24.109	186.3	42.427		36.740	187.8	1:43.276	
6	28.821	186.3	42.714		35.074	186.3	1:46.609		14	24.029	188.6	42.387		36.062	189.4	1:42.478	
7	23.827	187.1	42.445		34.892	187.1	1:41.164		15	23.895	189.0	42.533		35.161	189.0	1:41.589	
8	23.896	187.5	42.349		2:57.234		4:03.479	<i>Pit</i>									
26 D'ASTE ITA BMW 320si I																	
1	10:59.908	175.4	50.632		41.584	187.8	12:32.124		10	24.095	184.8	51.095		37.203	187.5	1:52.393	
2	23.799	188.6	42.192		34.482	188.2	1:40.473		11	23.853	188.2	42.355		34.812	187.8	1:41.020	
3	23.521	189.4	42.149		35.207	187.5	1:40.877		12	23.748	187.5	42.253		35.010	187.1	1:41.011	
4	23.807	187.5	42.250		35.089	185.5	1:41.146		13	23.826	189.0	44.165		35.401	184.0	1:43.392	
5	24.122	182.9	51.296		37.106	185.9	1:52.524		14	24.278	185.5	42.392		35.041	186.7	1:41.711	
6	23.660	188.2	42.334		34.965	187.1	1:40.959		15	24.081	186.3	42.475		35.170	187.1	1:41.726	
7	23.693	187.5	42.348		35.041	185.1	1:41.082		16	23.848	188.6	42.546		35.435	186.3	1:41.829	
8	25.325	156.2	44.181		2:49.530		3:59.036	<i>Pit</i>									
9	31.179	124.3	45.577		36.745	186.3	1:53.501										



Weather/Track: Cloud 16C/Dry 18C

Circuit Length - 3.703 kilometres
Okayama International Circuit

2010 FIA World Touring Car Championship Free Practice 2 - Sector Analysis Report

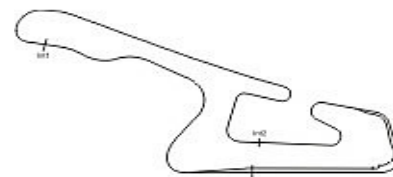
Lap S1 Time S1 Spd S2 Time S2 Spd S3 Time S3 Spd Lap Time Pit Lap S1 Time S1 Spd S2 Time S2 Spd S3 Time S3 Spd Lap Time Pit

29 TURKINGTON				GBR				BMW 320si					
1	11:45.211	187.5	42.734	34.566	190.2	13:02.511	10	23.806	190.6	42.097	34.835	191.4	1:40.738
2	23.544	190.6	41.733	34.302	190.2	1:39.579	11	23.875	190.2	42.047	34.856	191.0	1:40.778
3	23.499	190.6	42.104	34.611	190.6	1:40.214	12	23.670	192.3	42.223	35.528	189.8	1:41.421
4	23.672	189.0	41.867	34.634	191.0	1:40.173	13	23.771	190.2	42.212	34.919	191.8	1:40.902
5	23.598	191.0	42.150	34.620	190.2	1:40.368	14	23.962	188.2	42.431	35.065	191.4	1:41.458
6	23.502	190.6	42.131	34.635	191.0	1:40.268	15	23.769	191.0	42.956	36.187	187.5	1:42.912
7	23.598	191.8	42.240	34.872	191.4	1:40.710	16	23.919	190.2	42.536	56.506		2:02.961 Pit
8	23.757	191.8	42.155	34.869	191.4	1:40.781							
9	23.994	191.0	42.182	34.965	190.2	1:41.141							

41 DAHLGREN				SWE				Volvo C30				T	
1	10:58.113	169.1	47.896	40.246	191.0	12:26.255	8	30.331	185.9	42.953	35.644	188.6	1:48.928
2	23.391	192.7	41.452	34.365	190.6	1:39.208	9	23.946	188.2	42.377	34.997	189.8	1:41.320
3	23.843	191.0	42.955	5:55.314		7:02.112 Pit	10	23.764	190.2	41.965	35.393	189.0	1:41.122
4	28.337	175.7	43.951	35.583	188.6	1:47.871	11	23.756	189.0	42.229	35.270	188.6	1:41.255
5	23.789	189.4	42.511	34.774	189.4	1:41.074	12	23.871	189.8	42.359	35.250	188.6	1:41.480
6	25.743	179.6	44.992	34.961	189.4	1:45.696							
7	25.084	166.3	43.473	5:08.346		6:16.903 Pit							

43 TANIGUCHI				JPN				BMW 320si				I	
1	11:49.325	182.9	44.280	36.825	185.9	13:10.430	7	29.870	181.8	44.815	35.443	185.5	1:50.128
2	25.228	175.4	44.922	37.196	184.8	1:47.346	8	24.205	186.3	43.007	35.296	185.9	1:42.508
3	24.303	185.1	42.915	35.202	185.9	1:42.420	9	24.197	182.9	43.204	35.430	185.9	1:42.831
4	23.982	184.8	42.807	35.445	181.8	1:42.234	10	24.225	184.4	42.773	35.162	185.5	1:42.160
5	24.029	186.7	42.671	35.481	184.0	1:42.181	11	24.031	184.4	43.048	35.315	175.0	1:42.394
6	24.142	185.9	42.935	2:57.925		4:05.002 Pit							

44 ITO				JPN				BMW 320si				I	
1	11:16.745	181.4	43.408	36.766	187.8	12:36.919	9	23.768	187.1	42.105	35.040	190.2	1:40.913
2	24.160	189.4	43.350	35.195	189.0	1:42.705	10	23.762	188.2	42.564	35.118	186.7	1:41.444
3	24.141	188.6	42.371	35.139	188.2	1:41.651	11	23.786	187.1	43.018	35.154	188.2	1:41.958
4	24.065	187.1	1:03.817	35.231	187.8	2:03.113	12	23.797	189.4	42.629	35.262	188.2	1:41.688
5	24.021	187.8	43.562	35.426	186.3	1:43.009	13	24.034	186.7	42.646	35.243	188.2	1:41.923
6	24.133	186.7	42.815	35.675	184.8	1:42.623	14	24.045	188.6	43.180	35.566	185.5	1:42.791
7	24.180	187.8	43.028	3:57.005		5:04.213 Pit	15	24.112	186.3	42.550	35.367	186.7	1:42.029
8	29.652	185.1	42.410	34.948	187.5	1:47.010							

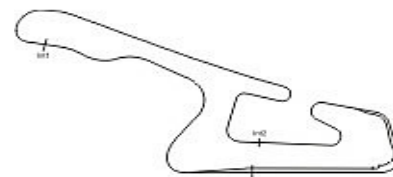


Weather/Track: Cloud 16C/Dry 18C

Circuit Length - 3.703 kilometres
Okayama International Circuit

2010 FIA World Touring Car Championship Free Practice 2 - Sector Analysis Report

Lap	S1 Time	S1 Spd	S2 Time	S2 Spd	S3 Time	S3 Spd	Lap Time	Pit	Lap	S1 Time	S1 Spd	S2 Time	S2 Spd	S3 Time	S3 Spd	Lap Time	Pit
45 CHEN TPE BMW 320si I																	
1	11:10.630	176.1	47.937		38.277	185.5	12:36.844		9	24.795	184.8	43.787		2:10.499		3:19.081	Pit
2	25.172	186.3	44.379		35.739	186.3	1:45.290		10	28.357	183.2	43.656		35.609	185.9	1:47.622	
3	24.139	187.1	43.577		35.399	185.9	1:43.115		11	24.393	183.6	43.396		35.447	185.1	1:43.236	
4	24.190	185.1	46.246		35.702	185.1	1:46.138		12	24.228	182.9	43.787		35.887	184.0	1:43.902	
5	24.531	182.9	43.423		35.553	184.4	1:43.507		13	24.537	185.1	44.104		36.091	184.0	1:44.732	
6	24.193	183.6	43.263		35.494	184.4	1:42.950		14	24.516	183.2	44.185		36.070	184.0	1:44.771	
7	24.396	185.9	43.788		35.658	185.1	1:43.842										
8	24.319	183.2	43.143		35.362	186.7	1:42.824										
46 YANAGIDA JPN BMW 320si I																	
1	11:53.978	184.4	43.951		35.717	184.4	13:13.646		9	44.697	176.1	43.923		35.677	185.9	2:04.297	
2	24.090	187.5	43.068		35.269	184.8	1:42.427		10	24.417	184.4	43.549		35.798	184.4	1:43.764	
3	23.996	185.9	42.791		35.293	185.1	1:42.080		11	24.251	186.7	42.950		35.567	184.8	1:42.768	
4	24.007	185.9	44.169		41.221	184.0	1:49.397		12	24.205	187.1	42.878		35.556	184.0	1:42.639	
5	24.173	186.7	45.168		36.091	184.4	1:45.432		13	24.146	187.5	43.922		35.644	184.4	1:43.712	
6	24.210	185.1	43.377		35.430	184.0	1:43.017		14	24.068	186.7	42.982		35.458	185.5	1:42.508	
7	24.373	185.9	43.346		35.636	183.2	1:43.355		15	24.144	187.5	43.212		35.380	185.9	1:42.736	
8	24.811	165.7	44.978		3:47.168		4:56.957	Pit									
51 HO MAC BMW 320si I																	
1	11:17.625	185.5	43.790		35.885	189.8	12:37.300		9	25.795	175.4	45.006		3:34.616		4:45.417	Pit
2	25.112	185.9	43.110		35.311	189.4	1:43.533		10	36.951	184.0	43.331		36.922	187.1	1:57.204	
3	24.380	186.7	43.040		35.335	188.6	1:42.755		11	24.213	186.3	43.588		35.884	187.8	1:43.685	
4	24.366	185.1	48.717		35.715	189.4	1:48.798		12	24.439	186.3	43.344		35.865	187.1	1:43.648	
5	24.724	184.4	43.559		35.909	187.5	1:44.192		13	24.543	185.1	43.985		35.790	187.5	1:44.318	
6	24.324	187.1	42.951		36.653	187.5	1:43.928		14	24.481	185.5	43.195		35.758	186.7	1:43.434	
7	24.508	187.1	43.219		35.552	186.7	1:43.279		15	24.603	184.4	43.500		36.021	184.8	1:44.124	
8	24.331	188.6	42.810		36.207	176.4	1:43.348										
72 TANIGUCHI JPN Chevrolet Lacetti I																	
1	11:11.953	166.9	44.970		39.142	192.7	12:36.065		8	24.027	190.6	42.891		5:54.538		7:01.456	Pit
2	24.020	192.7	42.331		34.980	192.7	1:41.331		9	30.643	190.2	42.729		35.371	191.4	1:48.743	
3	23.654	191.8	42.068		34.900	191.4	1:40.622		10	24.139	190.6	42.551		35.308	192.7	1:41.998	
4	23.927	191.4	42.071		34.999	192.7	1:40.997		11	24.164	192.3	42.428		35.753	190.6	1:42.345	
5	23.860	193.9	42.430		35.305	189.4	1:41.595		12	24.100	191.8	42.946		35.647	191.4	1:42.693	
6	23.980	191.4	43.810		4:43.305		5:51.095	Pit									
7	28.037	191.8	42.516		34.968	189.8	1:45.521										

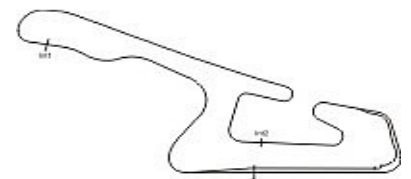


Weather/Track: Cloud 16C/Dry 18C

Circuit Length - 3.703 kilometres
Okayama International Circuit

2010 FIA World Touring Car Championship Free Practice 2 - Sector Analysis Report

Lap	S1 Time	S1 Spd	S2 Time	S2 Spd	S3 Time	S3 Spd	Lap Time	Pit	Lap	S1 Time	S1 Spd	S2 Time	S2 Spd	S3 Time	S3 Spd	Lap Time	Pit
73 ROSSI									FRA SEAT Leon TDI								
1	11:11.640	161.2	54.560		36.386	193.5	12:42.586		8	23.650	193.5	42.071		34.650	193.5	1:40.371	
2	23.737	193.9	44.820		37.065	192.7	1:45.622		9	23.667	194.3	41.925		34.750	193.9	1:40.342	
3	23.537	193.5	41.889		34.490	193.9	1:39.916		10	23.670	195.2	41.977		1:00.677		2:06.324	Pit
4	23.717	193.1	44.444		4:03.779		5:11.940	Pit	11	39.908	181.8	45.873		35.243	193.5	2:01.024	
5	43.732	177.8	44.143		35.477	192.7	2:03.352		12	23.815	193.1	1:27.021		2:07.429		3:58.265	Pit
6	23.637	193.1	41.899		34.512	193.1	1:40.048										
7	23.540	194.8	42.161		34.535	191.4	1:40.236										

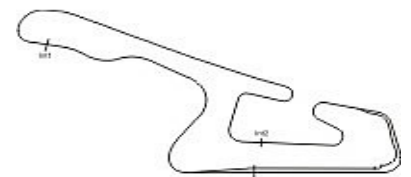


Weather/Track: Cloud 16C/Dry 18C

Circuit Length - 3.703 kilometres
Okayama International Circuit

2010 FIA World Touring Car Championship Free Practice 2 - Best Sector Speeds Report

SECTOR 1				SECTOR 2		SECTOR 3						
POS	NO	NAME	SPEED	LAP	NO	SPEED	TRAP	AVAILABLE	NO	NAME	SPEED	LAP
1	1	TARQUINI	196.5	6					1	TARQUINI	193.9	6
2	73	ROSSI	195.2	10					17	NYKJAER	193.9	2
3	17	NYKJAER	194.8	2					73	ROSSI	193.9	3
4	2	CORONEL	194.3	3					5	MICHELISZ	192.7	12
5	3	MONTEIRO	194.3	9					72	TANIGUCHI	192.7	1
6	72	TANIGUCHI	193.9	5					2	CORONEL	192.3	11
7	5	MICHELISZ	193.5	3					3	MONTEIRO	192.3	8
8	18	BARTH	193.1	6					20	O'YOUNG	192.3	8
9	41	DAHLGREN	192.7	2					7	HUFF	191.8	6
10	16	ROMANOV	192.3	2					18	BARTH	191.8	1
11	21	BENNANI	192.3	2					29	TURKINGTON	191.8	13
12	24	POULSEN	192.3	6					15	ENGSTLER	191.4	8
13	29	TURKINGTON	192.3	12					16	ROMANOV	191.4	4
14	7	HUFF	191.8	3					21	BENNANI	191.4	1
15	15	ENGSTLER	191.8	9					24	POULSEN	191.4	9
16	20	O'YOUNG	191.4	3					10	FARFUS	191.0	4
17	11	PRIAULX	191.0	3					11	PRIAULX	191.0	2
18	10	FARFUS	190.6	2					41	DAHLGREN	191.0	1
19	6	MULLER	189.8	2					6	MULLER	190.2	2
20	8	MENU	189.4	2					44	ITO	190.2	9
21	25	HERNANDEZ	189.4	2					8	MENU	189.8	2
22	26	D'ASTE	189.4	3					51	HO	189.8	1
23	44	ITO	189.4	2					25	HERNANDEZ	189.4	14
24	51	HO	188.6	8					26	D'ASTE	188.2	2
25	46	YANAGIDA	187.5	2					45	CHEN	186.7	8
26	45	CHEN	187.1	3					43	TANIGUCHI	185.9	1
27	43	TANIGUCHI	186.7	5					46	YANAGIDA	185.9	9



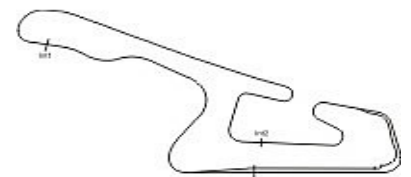
Weather/Track: Cloud 16C/Dry 18C

Circuit Length - 3.703 kilometres
Okayama International Circuit

2010 FIA World Touring Car Championship Free Practice 2 - Best Sector Times Report

POS	SECTOR 1			SECTOR 2			SECTOR 3			IDEAL/BEST LAP COMPARISON					
	NO	TIME	LAP	NO	TIME	LAP	NO	TIME	LAP	NO	NAME	IDEAL	BEST	LAP	DIFF
1	11	23.231	3	2	41.184	2	3	34.195	2	2	CORONEL	1:38.832	1:38.943	2	+ 0.111
2	10	23.291	3	7	41.378	2	11	34.201	2	7	HUFF	1:38.957	1:38.979	2	+ 0.022
3	15	23.316	7	3	41.422	2	10	34.209	3	3	MONTEIRO	1:39.077	1:39.105	2	+ 0.028
4	1	23.345	3	41	41.452	2	7	34.221	2	10	FARFUS	1:39.110	1:39.110	3	+ 0.000
5	17	23.349	3	5	41.517	3	8	34.236	2	11	PRIAULX	1:39.163	1:39.660	3	+ 0.497
6	7	23.358	3	1	41.552	6	6	34.244	2	41	DAHLGREN	1:39.208	1:39.208	2	+ 0.000
7	41	23.391	2	10	41.610	3	2	34.250	3	15	ENGSTLER	1:39.316	1:39.443	6	+ 0.127
8	2	23.398	3	8	41.617	2	15	34.268	6	5	MICHELISZ	1:39.350	1:39.455	3	+ 0.105
9	6	23.412	2	18	41.723	2	29	34.302	2	1	TARQUINI	1:39.372	1:39.653	6	+ 0.281
10	3	23.460	3	11	41.731	2	17	34.312	2	8	MENU	1:39.421	1:39.421	2	+ 0.000
11	18	23.471	7	15	41.732	6	5	34.355	2	17	NYKJAER	1:39.448	1:39.722	2	+ 0.274
12	5	23.478	4	29	41.733	2	41	34.365	2	6	MULLER	1:39.483	1:39.567	2	+ 0.084
13	29	23.499	3	17	41.787	2	18	34.393	2	29	TURKINGTO	1:39.534	1:39.579	2	+ 0.045
14	26	23.521	3	6	41.827	3	1	34.475	6	18	BARTH	1:39.587	1:39.818	2	+ 0.231
15	73	23.537	3	20	41.833	3	16	34.481	4	73	ROSSI	1:39.916	1:39.916	3	+ 0.000
16	8	23.568	2	73	41.889	3	26	34.482	2	20	O'YOUNG	1:40.050	1:40.230	3	+ 0.180
17	21	23.593	2	72	42.068	3	73	34.490	3	26	D'ASTE	1:40.152	1:40.473	2	+ 0.321
18	24	23.633	14	44	42.105	9	20	34.526	2	16	ROMANOV	1:40.390	1:40.410	4	+ 0.020
19	16	23.637	2	25	42.121	3	24	34.747	2	24	POULSEN	1:40.544	1:40.635	2	+ 0.091
20	72	23.654	3	26	42.149	3	21	34.788	2	72	TANIGUCHI	1:40.622	1:40.622	3	+ 0.000
21	20	23.691	3	24	42.164	3	25	34.808	3	25	HERNANDEZ	1:40.678	1:40.706	3	+ 0.028
22	25	23.749	5	16	42.272	4	72	34.900	3	21	BENNANI	1:40.789	1:40.801	2	+ 0.012
23	44	23.762	10	21	42.408	8	44	34.948	8	44	ITO	1:40.815	1:40.913	9	+ 0.098
24	43	23.982	4	43	42.671	5	43	35.162	10	43	TANIGUCHI	1:41.815	1:42.160	10	+ 0.345
25	46	23.996	3	46	42.791	3	46	35.269	2	46	YANAGIDA	1:42.056	1:42.080	3	+ 0.024
26	45	24.139	3	51	42.810	8	51	35.311	2	51	HO	1:42.334	1:42.755	3	+ 0.421
27	51	24.213	11	45	43.143	8	45	35.362	8	45	CHEN	1:42.644	1:42.824	8	+ 0.180

'Perfect Lap' - 1:38.610



Weather/Track: Cloud 16C/Dry 18C

Circuit Length - 3.703 kilometres
Okayama International Circuit

**2010 FIA World Touring Car Championship
QUALIFYING 1 - PROVISIONAL CLASSIFICATION**

POS	NO	CLS DRIVER	NAT	CAR	TIME	LAPS	GAP	KPH
1	29	Colin TURKINGTON	GBR	BMW 320si	1:37.264	7		137.05
2	10	Augusto FARFUS	BRA	BMW 320si	1:37.455	4	0.191	136.78
3	11	Andy PRIAULX	GBR	BMW 320si	1:37.623	4	0.359	136.55
4	7	Robert HUFF	GBR	Chevrolet Cruze	1:37.690	6	0.426	136.46
5	5	Norbert MICHELISZ	HUN	SEAT Leon TDI	1:37.707	3	0.443	136.43
6	1	Gabriele TARQUINI	ITA	SEAT Leon TDI	1:37.725	6	0.461	136.41
7	6	Yvan MULLER	FRA	Chevrolet Cruze	1:37.767	7	0.503	136.35
8	15	Franz ENGSTLER	GER	BMW 320si	1:37.786	6	0.522	136.32
9	8	Alain MENU	SUI	Chevrolet Cruze	1:37.805	6	0.541	136.30
10	73	Michael ROSSI	FRA	SEAT Leon TDI	1:37.809	9	0.545	136.29
11	3	Tiago MONTEIRO	POR	SEAT Leon TDI	1:37.904	6	0.640	136.16
12	17	Michel NYKJAER	DEN	SEAT Leon TDI	1:37.904	9	0.640	136.16
13	20	Darryl O'YOUNG	HKG	Chevrolet Lacetti	1:38.056	6	0.792	135.95
14	41	Robert DAHLGREN	SWE	Volvo C30	1:38.128	8	0.864	135.85
15	24	Kristian POULSEN	DEN	BMW 320si	1:38.156	9	0.892	135.81
16	18	Fredy BARTH	SUI	SEAT Leon TDI	1:38.171	8	0.907	135.79
17	2	Tom CORONEL	NED	SEAT Leon TDI	1:38.190	6	0.926	135.76
18	26	Stefano D'ASTE	ITA	BMW 320si	1:38.540	7	1.276	135.28
19	25	Sergio HERNANDEZ	ESP	BMW 320si	1:38.728	6	1.464	135.02
20	72	Yukinori TANIGUCHI	JPN	Chevrolet Lacetti	1:38.747	7	1.483	135.00
21	16	Andrei ROMANOV	RUS	BMW 320si	1:39.098	6	1.834	134.52
22	44	Yoshihiro ITO	JPN	BMW 320si	1:39.584	5	2.320	133.86
23	21	Mehdi BENNANI	MAR	BMW 320si	1:39.883	9	2.619	133.46
24	43	Nobuteru TANIGUCHI	JPN	BMW 320si	1:39.891	7	2.627	133.45
25	46	Masataka YANAGIDA	JPN	BMW 320si	1:39.927	8	2.663	133.40
26	45	Kevin CHEN	TPE	BMW 320si	1:39.997	7	2.733	133.31
27	51	Henry HO	MAC	BMW 320si	1:40.681	10	3.417	132.40

QUALIFICATION MAXIMA 1:44.072

Okayama

Subject to technical scrutineering. For Media Information Purposes - No Regulatory Value.

Circuit Length = 3.7030 km.

Weather/Track: Cloud 15C/Dry 18C

Start: 15:30 End: 15:50

Race Director:	Steward:	Timekeeper:	Issued at:
----------------	----------	-------------	------------

**2010 FIA World Touring Car Championship
QUALIFYING 1 RESULT**

POS	NO	CLS	DRIVER	NAT	CAR	TIME	LAPS	GAP	KPH
1	29		Colin TURKINGTON	GBR	BMW 320si	1:37.264	7		137.05
2	10		Augusto FARFUS	BRA	BMW 320si	1:37.455	4	0.191	136.78
3	11		Andy PRIAULX	GBR	BMW 320si	1:37.623	4	0.359	136.55
4	7		Robert HUFF	GBR	Chevrolet Cruze	1:37.690	6	0.426	136.46
5	5		Norbert MICHELISZ	HUN	SEAT Leon TDI	1:37.707	3	0.443	136.43
6	1		Gabriele TARQUINI	ITA	SEAT Leon TDI	1:37.725	6	0.461	136.41
7	6		Yvan MULLER	FRA	Chevrolet Cruze	1:37.767	7	0.503	136.35
8	15	I	Franz ENGSTLER	GER	BMW 320si	1:37.786	6	0.522	136.32
9	8		Alain MENU	SUI	Chevrolet Cruze	1:37.805	6	0.541	136.30
10	73		Michael ROSSI	FRA	SEAT Leon TDI	1:37.809	9	0.545	136.29
11	3		Tiago MONTEIRO	POR	SEAT Leon TDI	1:37.904	6	0.640	136.16
12	17		Michel NYKJAER	DEN	SEAT Leon TDI	1:37.904	9	0.640	136.16
13	20	I	Darryl O'YOUNG	HKG	Chevrolet Lacetti	1:38.056	6	0.792	135.95
14	41	T	Robert DAHLGREN	SWE	Volvo C30	1:38.128	8	0.864	135.85
15	24	I	Kristian POULSEN	DEN	BMW 320si	1:38.156	9	0.892	135.81
16	18		Fredy BARTH	SUI	SEAT Leon TDI	1:38.171	8	0.907	135.79
17	2		Tom CORONEL	NED	SEAT Leon TDI	1:38.190	6	0.926	135.76
18	26	I	Stefano D'ASTE	ITA	BMW 320si	1:38.540	7	1.276	135.28
19	25	I	Sergio HERNANDEZ	ESP	BMW 320si	1:38.728	6	1.464	135.02
20	72	I	Yukinori TANIGUCHI	JPN	Chevrolet Lacetti	1:38.747	7	1.483	135.00
21	16	I	Andrei ROMANOV	RUS	BMW 320si	1:39.098	6	1.834	134.52
22	44	I	Yoshihiro ITO	JPN	BMW 320si	1:39.584	5	2.320	133.86
23	43	I	Nobuteru TANIGUCHI	JPN	BMW 320si	1:39.891	7	2.627	133.45
24	45	I	Kevin CHEN	TPE	BMW 320si	1:39.997	7	2.733	133.31
25	51	I	Henry HO	MAC	BMW 320si	1:40.681	10	3.417	132.40

QUALIFICATION MAXIMA 1:44.072

Cars 21, 46 - all times disallowed, Stewards decisions 8, 9 refer.

Weather/Track: Cloud 15C/Dry 18C

Okayama

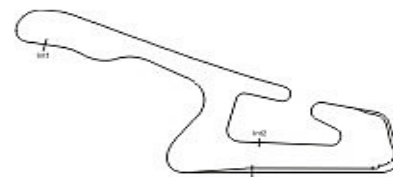
Circuit Length = 3.7030 km.

Start: 15:30 End: 15:50

Steward:	Steward:	Steward:	Issued at:
----------	----------	----------	------------

2010 FIA World Touring Car Championship Qualifying 1 - Sector Analysis Report

Lap	S1 Time	S1 Spd	S2 Time	S2 Spd	S3 Time	S3 Spd	Lap Time	Pit	Lap	S1 Time	S1 Spd	S2 Time	S2 Spd	S3 Time	S3 Spd	Lap Time	Pit
1 TARQUINI ITA SEAT Leon TDI																	
1	10:44.263	155.4	46.097		3:35.323		15:05.683	Pit	5	31.307	125.6	59.341		38.865	195.2	2:09.513	
2	30.330	170.4	45.931		36.172	192.7	1:52.433		6	23.151	196.5	40.882		33.692	195.2	1:37.725	
3	23.170	196.5	40.885		33.932	194.3	1:37.987										
4	25.303	161.8	46.936		5:01.941		6:14.180	Pit									
2 CORONEL NED SEAT Leon TDI																	
1	10:46.026	158.4	45.665		3:34.992		15:06.683	Pit	5	30.788	133.1	1:00.397		39.329	194.8	2:10.514	
2	30.051	182.9	46.492		36.274	193.1	1:52.817		6	23.060	196.0	41.375		34.042	193.9	1:38.477	
3	23.184	195.6	41.034		33.972	192.7	1:38.190										
4	25.346	173.0	46.153		5:02.316		6:13.815	Pit									
3 MONTEIRO POR SEAT Leon TDI																	
1	10:46.482	140.1	45.595		3:35.883		15:07.960	Pit	5	31.832	162.7	56.866		39.214	194.3	2:07.912	
2	29.800	165.1	46.153		36.562	193.5	1:52.515		6	23.017	196.0	41.008		33.879	193.9	1:37.904	
3	23.091	196.9	41.058		33.797	193.5	1:37.946										
4	25.777	145.6	46.052		5:02.587		6:14.416	Pit									
5 MICHELISZ HUN SEAT Leon TDI																	
1	10:57.458	169.8	50.041		39.074	196.5	12:26.573		3	25.507	141.2	50.785				13:40.810	Pit
2	23.049	196.9	40.964		33.694	194.8	1:37.707										
6 MULLER FRA Chevrolet Cruze																	
1	10:45.060	130.4	53.071		38.011	194.3	12:16.142		5	37.466	120.9	58.487		39.121	193.5	2:15.074	
2	23.012	192.3	41.132		33.623	193.1	1:37.767		6	26.045	143.5	49.470		37.258	192.3	1:52.773	
3	23.040	193.1	41.185		34.111	191.0	1:38.336		7	23.191	191.8	41.014		33.874	185.1	1:38.079	
4	24.951	166.6	47.182		7:59.257		9:11.390	Pit									
7 HUFF GBR Chevrolet Cruze																	
1	10:42.659	153.8	47.427		36.099	193.1	12:06.185		5	29.657	176.4	52.079		38.358	193.5	2:00.094	
2	23.362	191.8	40.865		33.577	192.3	1:37.804		6	23.132	193.9	40.900		33.658	192.7	1:37.690	
3	23.023	194.3	40.938		33.842	191.8	1:37.803										
4	25.085	181.4	44.654		4:16.555		5:26.294	Pit									
8 MENU SUI Chevrolet Cruze																	
1	10:44.037	159.2	52.966		37.991	191.0	12:14.994		5	23.328	192.3	40.937		33.763	191.0	1:38.028	
2	23.222	191.0	40.809		33.774	191.4	1:37.805		6	23.185	192.3	41.089		34.123	191.4	1:38.397	
3	23.556	189.8	43.860		9:47.341		10:54.757	Pit									
4	32.752	141.5	58.732		38.059	190.6	2:09.543										
10 FARFUS BRA BMW 320si																	
1	10:54.887	176.4	43.065		2:06.447		13:44.399	Pit	4	22.956	191.4	41.040		33.917	192.3	1:37.913	
2	38.070	178.9	45.609		34.599	191.8	1:58.278										
3	22.938	191.8	40.840		33.677	191.8	1:37.455										

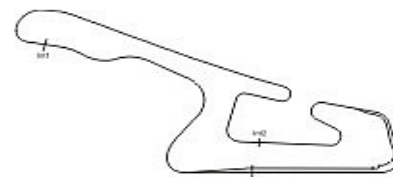


Weather/Track: Cloud 15C/Dry 18C

Circuit Length - 3.703 kilometres
Okayama International Circuit

2010 FIA World Touring Car Championship Qualifying 1 - Sector Analysis Report

Lap	S1 Time	S1 Spd	S2 Time	S2 Spd	S3 Time	S3 Spd	Lap Time	Pit	Lap	S1 Time	S1 Spd	S2 Time	S2 Spd	S3 Time	S3 Spd	Lap Time	Pit
11 PRIAULX GBR BMW 320si																	
1	11:00.597	185.9	42.869		36.275	193.1	12:19.741		4	22.980	189.8	40.982		33.661	194.3	1:37.623	
2	23.435	189.0	41.767		1:49.242		2:54.444	Pit									
3	28.376	187.8	45.571		34.915	193.9	1:48.862										
15 ENGSTLER GER BMW 320si																	
1	11:38.903	168.8	44.006		34.979	189.8	12:57.888		5	27.820	190.6	41.757		35.885	191.8	1:45.462	
2	23.034	192.3	41.490		34.308	189.0	1:38.832		6	22.989	193.9	40.977		33.820	191.8	1:37.786	
3	23.460	191.8	41.312		34.201	188.6	1:38.973										
4	23.547	190.2	42.376		6:44.901		7:50.824	Pit									
16 ROMANOV RUS BMW 320si																	
1	11:39.311	171.1	44.041		35.197	190.2	12:58.549		5	27.577	193.1	41.961		35.970	189.4	1:45.508	
2	23.323	192.3	41.782		34.140	189.8	1:39.245		6	23.301	193.5	41.475		34.322	189.8	1:39.098	
3	23.362	192.3	42.022		34.558	189.4	1:39.942										
4	24.121	190.2	42.222		6:43.160		7:49.503	Pit									
17 NYKJAER DEN SEAT Leon TDI																	
1	10:51.240	139.5	49.727		36.814	196.0	12:17.781		6	23.139	196.0	41.178		2:54.044		3:58.361	Pit
2	23.283	196.5	41.068		33.858	196.0	1:38.209		7	30.428	175.4	44.870		35.037	194.3	1:50.335	
3	23.199	196.5	42.445		3:04.554		4:10.198	Pit	8	22.998	197.3	41.006		33.900	195.6	1:37.904	
4	30.153	181.0	44.544		35.176	196.0	1:49.873		9	23.186	195.2	41.326		35.240	195.6	1:39.752	
5	23.113	196.0	41.201		33.674	196.0	1:37.988										
18 BARTH SUI SEAT Leon TDI																	
1	10:54.967	128.9	50.426		37.042	193.1	12:22.435		6	23.320	194.8	41.636		2:30.257		3:35.213	Pit
2	23.101	196.0	41.078		33.992	192.7	1:38.171		7	29.237	168.2	58.162		39.699	194.3	2:07.098	
3	23.226	196.0	41.439		2:35.139		3:39.804	Pit	8	23.067	196.9	41.404		34.306	193.9	1:38.777	
4	33.436	150.5	51.719		36.735	192.7	2:01.890										
5	23.131	193.5	41.316		33.887	193.9	1:38.334										
20 O'YOUNG HKG Chevrolet Lacetti																	
1	11:48.768	128.7	44.737		35.078	193.9	13:08.583		5	29.465	180.3	43.400		34.753	193.5	1:47.618	
2	23.237	191.8	41.119		33.966	193.9	1:38.322		6	23.146	193.5	40.938		33.972	193.5	1:38.056	
3	23.155	193.5	41.454		34.230	193.1	1:38.839										
4	25.523	157.0	46.233		6:23.808		7:35.564	Pit									
21 BENNANI MAR BMW 320si																	
1	11:09.372	181.0	44.209		40.437	189.0	12:34.018		6	23.585	191.8	42.231		34.530	188.2	1:40.346	
2	24.058	190.2	42.587		35.147	189.0	1:41.792		7	23.622	191.4	42.396		3:07.576		4:13.594	Pit
3	23.966	191.4	42.985		3:11.550		4:18.501	Pit	8	28.942	170.1	45.339		34.775	187.8	1:49.056	
4	34.464	140.4	47.319		35.271	189.0	1:57.054		9	23.675	191.4	42.062		34.537	187.8	1:40.274	
5	23.395	191.8	42.220		34.268	187.8	1:39.883										

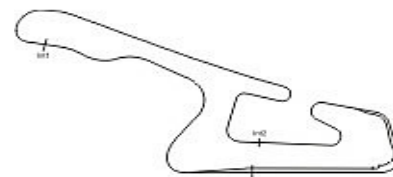


Weather/Track: Cloud 15C/Dry 18C

Circuit Length - 3.703 kilometres
Okayama International Circuit

2010 FIA World Touring Car Championship Qualifying 1 - Sector Analysis Report

Lap	S1 Time	S1 Spd	S2 Time	S2 Spd	S3 Time	S3 Spd	Lap Time	Pit	Lap	S1 Time	S1 Spd	S2 Time	S2 Spd	S3 Time	S3 Spd	Lap Time	Pit
24 POULSEN DEN BMW 320si I																	
1	11:07.386	174.4	45.239		38.898	192.7	12:31.523		6	23.374	195.2	41.418		2:09.515		3:14.307	Pit
2	23.230	194.3	41.374		34.044	191.8	1:38.648		7	34.871	175.0	44.378		35.626	191.0	1:54.875	
3	23.196	195.2	41.604		2:18.919		3:23.719	Pit	8	23.094	194.8	41.217		33.845	191.0	1:38.156	
4	28.261	175.4	43.134		34.556	191.0	1:45.951		9	23.495	192.3	41.421		34.206	191.4	1:39.122	
5	23.165	192.7	41.286		33.899	190.6	1:38.350										
25 HERNANDEZ ESP BMW 320si I																	
1	11:05.396	165.4	47.625		39.140	190.6	12:32.161		5	23.358	191.0	41.364		34.006	188.2	1:38.728	
2	23.344	192.3	41.590		34.209	190.2	1:39.143		6	23.402	191.0	41.504		34.237	179.2	1:39.143	
3	23.240	191.8	41.822		4:36.025		5:41.087	Pit									
4	29.379	187.5	42.936		34.653	188.6	1:46.968										
26 D'ASTE ITA BMW 320si I																	
1	11:02.976	177.8	45.009		39.321	189.0	12:27.306		5	30.268	184.8	42.151		34.644	188.2	1:47.063	
2	23.520	189.8	41.559		34.103	188.6	1:39.182		6	23.217	192.7	41.430		33.893	189.8	1:38.540	
3	23.304	191.4	41.543		34.164	187.5	1:39.011		7	23.404	191.8	41.616		34.378	188.6	1:39.398	
4	25.994	136.5	46.361		3:30.251		4:42.606	Pit									
29 TURKINGTON GBR BMW 320si I																	
1	11:06.737	172.7	44.690		38.907	193.9	12:30.334		5	23.607	191.4	42.643		5:31.694		6:37.944	Pit
2	23.067	194.8	41.106		33.736	194.8	1:37.909		6	28.041	191.4	41.981		36.309	193.9	1:46.331	
3	22.986	196.5	41.378		36.229	193.5	1:40.593		7	22.908	196.0	40.786		33.570	193.9	1:37.264	
4	23.072	195.6	41.100		34.055	191.8	1:38.227										
41 DAHLGREN SWE Volvo C30 T																	
1	11:01.899	186.3	44.980		37.993	193.1	12:24.872		6	23.894	189.4	42.808		3:08.782		4:15.484	Pit
2	23.257	194.3	41.182		33.804	191.8	1:38.243		7	35.233	180.7	43.787		35.590	192.7	1:54.610	
3	23.907	187.8	42.954		2:51.975		3:58.836	Pit	8	23.129	193.1	41.063		33.953	190.6	1:38.145	
4	29.070	181.4	43.584		35.644	193.1	1:48.298										
5	23.115	194.3	41.080		33.933	191.8	1:38.128										
43 TANIGUCHI JPN BMW 320si I																	
1	11:51.760	163.3	46.574		37.236	184.8	13:15.570		5	30.308	177.8	46.491		35.353	187.8	1:52.152	
2	23.858	187.1	42.017		34.642	186.7	1:40.517		6	23.617	189.8	41.853		34.421	186.7	1:39.891	
3	23.646	189.0	42.013		35.145	182.5	1:40.804		7	23.671	187.5	41.908		34.438	187.1	1:40.017	
4	25.810	168.5	45.220		3:16.397		4:27.427	Pit									
44 ITO JPN BMW 320si I																	
1	11:13.779	185.5	42.433		36.389	191.4	12:32.601		4	31.353	173.7	42.727		34.632	188.2	1:48.712	
2	23.591	191.8	41.707		34.286	191.0	1:39.584		5	23.611	189.4	41.878		34.589	188.2	1:40.078	
3	23.806	191.4	41.964		3:12.719		4:18.489	Pit									

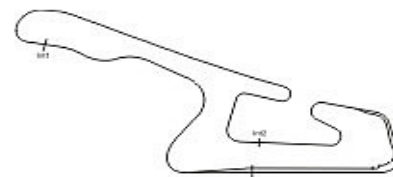


Weather/Track: Cloud 15C/Dry 18C

Circuit Length - 3.703 kilometres
Okayama International Circuit

2010 FIA World Touring Car Championship Qualifying 1 - Sector Analysis Report

Lap	S1 Time	S1 Spd	S2 Time	S2 Spd	S3 Time	S3 Spd	Lap Time	Pit	Lap	S1 Time	S1 Spd	S2 Time	S2 Spd	S3 Time	S3 Spd	Lap Time	Pit
45 CHEN TPE BMW 320si I																	
1	11:05.902	170.1	48.497		40.166	187.1	12:34.565		5	23.634	187.5	42.190		34.391	186.3	1:40.215	
2	23.936	188.2	42.843		34.755	188.2	1:41.534		6	23.530	187.8	42.059		34.408	185.5	1:39.997	
3	24.184	188.6	43.065		3:10.014		4:17.263	Pit	7	23.679	187.8	42.432		34.719	185.5	1:40.830	
4	29.123	175.4	44.047		34.613	186.3	1:47.783										
46 YANAGIDA JPN BMW 320si I																	
1	11:18.366	156.7	46.198		36.015	185.9	12:40.579		6	23.549	189.4	42.064		34.440	185.9	1:40.053	
2	26.130	170.1	43.608		35.433	185.9	1:45.171		7	24.549	184.4	43.116		3:03.855		4:11.520	Pit
3	24.475	188.2	43.035		3:36.843		4:44.353	Pit	8	38.244	188.2	42.712		37.187	183.6	1:58.143	
4	29.625	181.0	47.041		34.641	187.5	1:51.307										
5	23.649	190.6	41.840		34.438	187.1	1:39.927										
51 HO MAC BMW 320si I																	
1	11:18.806	156.5	46.033		35.864	189.0	12:40.703		7	23.822	188.2	42.049		34.810	187.1	1:40.681	
2	25.104	184.0	42.904		35.155	189.8	1:43.163		8	23.874	188.2	42.778		34.719	187.8	1:41.371	
3	24.111	186.3	42.494		34.874	188.6	1:41.479		9	23.839	188.6	42.181		35.185	179.6	1:41.205	
4	23.901	187.8	42.148		35.210	187.5	1:41.259		10	23.848	189.0	42.385		35.028	187.1	1:41.261	
5	24.249	186.7	42.557		2:48.248		3:55.054	Pit									
6	28.845	185.5	42.494		34.908	187.8	1:46.247										
72 TANIGUCHI JPN Chevrolet Lacetti I																	
1	11:06.113	178.5	43.369		38.742	194.3	12:28.224		5	31.459	191.4	42.109		34.784	190.2	1:48.352	
2	23.260	196.5	41.476		34.011	194.3	1:38.747		6	23.186	196.5	41.496		34.258	193.5	1:38.940	
3	23.389	190.6	41.822		34.507	193.5	1:39.718		7	23.226	193.9	41.466		34.756	192.3	1:39.448	
4	23.439	193.5	41.698		3:34.224		4:39.361	Pit									
73 ROSSI FRA SEAT Leon TDI I																	
1	10:47.181	156.5	45.602		36.793	194.8	12:09.576		6	23.043	197.8	40.931		33.835	195.2	1:37.809	
2	23.403	195.2	41.280		33.809	192.7	1:38.492		7	23.177	198.2	41.400		2:51.978		3:56.555	Pit
3	25.542	167.9	49.563		34.873	193.1	1:49.978		8	29.571	177.5	53.313		34.642	196.0	1:57.526	
4	23.365	195.6	41.364		2:42.971		3:47.700	Pit	9	23.010	196.5	41.035		33.798	194.3	1:37.843	
5	29.133	175.4	43.946		34.436	194.3	1:47.515										

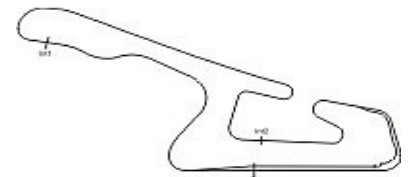


Weather/Track: Cloud 15C/Dry 18C

Circuit Length - 3.703 kilometres
Okayama International Circuit

2010 FIA World Touring Car Championship Qualifying 1 - Best Sector Speeds Report

SECTOR 1					SECTOR 2			SECTOR 3				
POS	NO	NAME	SPEED	LAP	NO	SPEED	TRAP	AVAILABLE	NO	NAME	SPEED	LAP
1	73	ROSSI	198.2	7					5	MICHELISZ	196.5	1
2	17	NYKJAER	197.3	8					17	NYKJAER	196.0	1
3	3	MONTEIRO	196.9	3					73	ROSSI	196.0	8
4	5	MICHELISZ	196.9	2					1	TARQUINI	195.2	5
5	18	BARTH	196.9	8					2	CORONEL	194.8	5
6	1	TARQUINI	196.5	3					29	TURKINGTON	194.8	2
7	29	TURKINGTON	196.5	3					3	MONTEIRO	194.3	5
8	72	TANIGUCHI	196.5	2					6	MULLER	194.3	1
9	2	CORONEL	196.0	6					11	PRIAULX	194.3	4
10	24	POULSEN	195.2	3					18	BARTH	194.3	7
11	7	HUFF	194.3	3					72	TANIGUCHI	194.3	1
12	41	DAHLGREN	194.3	2					20	O'YOUNG	193.9	1
13	15	ENGSTLER	193.9	6					7	HUFF	193.5	5
14	16	ROMANOV	193.5	6					41	DAHLGREN	193.1	1
15	20	O'YOUNG	193.5	3					24	POULSEN	192.7	1
16	6	MULLER	193.1	3					10	FARFUS	192.3	4
17	26	D'ASTE	192.7	6					15	ENGSTLER	191.8	5
18	8	MENU	192.3	5					8	MENU	191.4	2
19	25	HERNANDEZ	192.3	2					44	ITO	191.4	1
20	10	FARFUS	191.8	3					25	HERNANDEZ	190.6	1
21	21	BENNANI	191.8	5					16	ROMANOV	190.2	1
22	44	ITO	191.8	2					26	D'ASTE	189.8	6
23	46	YANAGIDA	190.6	5					51	HO	189.8	2
24	11	PRIAULX	189.8	4					21	BENNANI	189.0	1
25	43	TANIGUCHI	189.8	6					45	CHEN	188.2	2
26	51	HO	189.0	10					43	TANIGUCHI	187.8	5
27	45	CHEN	188.6	3					46	YANAGIDA	187.5	4



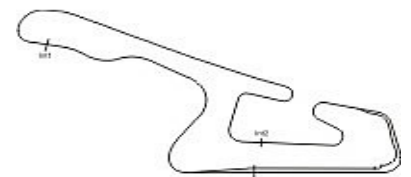
Weather/Track: Cloud 15C/Dry 18C

Circuit Length - 3.703 kilometres
Okayama International Circuit

2010 FIA World Touring Car Championship Qualifying 1 - Best Sector Times Report

POS	SECTOR 1			SECTOR 2			SECTOR 3			IDEAL/BEST LAP COMPARISON					
	NO	TIME	LAP	NO	TIME	LAP	NO	TIME	LAP	NO	NAME	IDEAL	BEST	LAP	DIFF
1	29	22.908	7	29	40.786	7	29	33.570	7	29	TURKINGTO	1:37.264	1:37.264	7	+ 0.000
2	10	22.938	3	8	40.809	2	7	33.577	2	10	FARFUS	1:37.455	1:37.455	3	+ 0.000
3	11	22.980	4	10	40.840	3	6	33.623	2	7	HUFF	1:37.465	1:37.690	6	+ 0.225
4	15	22.989	6	7	40.865	2	11	33.661	4	11	PRIAULX	1:37.623	1:37.623	4	+ 0.000
5	17	22.998	8	1	40.882	6	17	33.674	5	6	MULLER	1:37.649	1:37.767	2	+ 0.118
6	73	23.010	9	73	40.931	6	10	33.677	3	17	NYKJAER	1:37.678	1:37.904	8	+ 0.226
7	6	23.012	2	20	40.938	6	1	33.692	6	5	MICHELISZ	1:37.707	1:37.707	2	+ 0.000
8	3	23.017	6	5	40.964	2	5	33.694	2	1	TARQUINI	1:37.725	1:37.725	6	+ 0.000
9	7	23.023	3	15	40.977	6	8	33.763	5	73	ROSSI	1:37.739	1:37.809	6	+ 0.070
10	5	23.049	2	11	40.982	4	3	33.797	3	8	MENU	1:37.757	1:37.805	2	+ 0.048
11	2	23.060	6	17	41.006	8	73	33.798	9	15	ENGSTLER	1:37.786	1:37.786	6	+ 0.000
12	18	23.067	8	3	41.008	6	41	33.804	2	3	MONTEIRO	1:37.822	1:37.904	6	+ 0.082
13	24	23.094	8	6	41.014	7	15	33.820	6	41	DAHLGREN	1:37.982	1:38.128	5	+ 0.146
14	41	23.115	5	2	41.034	3	24	33.845	8	18	BARTH	1:38.032	1:38.171	2	+ 0.139
15	20	23.146	6	41	41.063	8	18	33.887	5	20	O'YOUNG	1:38.050	1:38.056	6	+ 0.006
16	1	23.151	6	18	41.078	2	26	33.893	6	2	CORONEL	1:38.066	1:38.190	3	+ 0.124
17	8	23.185	6	24	41.217	8	20	33.966	2	24	POULSEN	1:38.156	1:38.156	8	+ 0.000
18	72	23.186	6	25	41.364	5	2	33.972	3	26	D'ASTE	1:38.540	1:38.540	6	+ 0.000
19	26	23.217	6	26	41.430	6	25	34.006	5	25	HERNANDEZ	1:38.610	1:38.728	5	+ 0.118
20	25	23.240	3	72	41.466	7	72	34.011	2	72	TANIGUCHI	1:38.663	1:38.747	2	+ 0.084
21	16	23.301	6	16	41.475	6	16	34.140	2	16	ROMANOV	1:38.916	1:39.098	6	+ 0.182
22	21	23.395	5	44	41.707	2	21	34.268	5	44	ITO	1:39.584	1:39.584	2	+ 0.000
23	45	23.530	6	46	41.840	5	44	34.286	2	21	BENNANI	1:39.725	1:39.883	5	+ 0.158
24	46	23.549	6	43	41.853	6	45	34.391	5	46	YANAGIDA	1:39.827	1:39.927	5	+ 0.100
25	44	23.591	2	51	42.049	7	43	34.421	6	43	TANIGUCHI	1:39.891	1:39.891	6	+ 0.000
26	43	23.617	6	45	42.059	6	46	34.438	5	45	CHEN	1:39.980	1:39.997	6	+ 0.017
27	51	23.822	7	21	42.062	9	51	34.719	8	51	HO	1:40.590	1:40.681	7	+ 0.091

'Perfect Lap' - 1:37.264



Weather/Track: Cloud 15C/Dry 18C

Circuit Length - 3.703 kilometres
Okayama International Circuit

**2010 FIA World Touring Car Championship
QUALIFYING 2 - PROVISIONAL CLASSIFICATION**

POS	NO	CLS DRIVER	NAT	CAR	TIME	LAPS	GAP	KPH
1	11	Andy PRIAULX	GBR	BMW 320si	1:36.972	4		137.47
2	10	Augusto FARFUS	BRA	BMW 320si	1:37.408	4	0.436	136.85
3	7	Robert HUFF	GBR	Chevrolet Cruze	1:37.441	5	0.469	136.80
4	29	Colin TURKINGTON	GBR	BMW 320si	1:37.495	2	0.523	136.73
5	5	Norbert MICHELISZ	HUN	SEAT Leon TDI	1:37.577	5	0.605	136.61
6	1	Gabriele TARQUINI	ITA	SEAT Leon TDI	1:37.727	5	0.755	136.40
7	8	Alain MENU	SUI	Chevrolet Cruze	1:37.844	5	0.872	136.24
8	6	Yvan MULLER	FRA	Chevrolet Cruze	1:37.913	5	0.941	136.14
9	73	Michael ROSSI	FRA	SEAT Leon TDI	1:38.387	5	1.415	135.49
10	15	Franz ENGSTLER	GER	BMW 320si	1:38.605	2	1.633	135.19

Subject to technical scrutineering. For Media Information Purposes - No Regulatory Value.

Weather/Track: Cloud 15C/Dry 17C

Okayama

Circuit Length = 3.7030 km.

Start: 15:55 End: 16:05

Race Director:	Steward:	Timekeeper:	Issued at:
----------------	----------	-------------	------------

**2010 FIA World Touring Car Championship
QUALIFYING 2 RESULT**

POS	NO	CLS DRIVER	NAT	CAR	TIME	LAPS	GAP	KPH
1	11	Andy PRIAULX	GBR	BMW 320si	1:36.972	4		137.47
2	10	Augusto FARFUS	BRA	BMW 320si	1:37.408	4	0.436	136.85
3	7	Robert HUFF	GBR	Chevrolet Cruze	1:37.441	5	0.469	136.80
4	29	Colin TURKINGTON	GBR	BMW 320si	1:37.495	2	0.523	136.73
5	5	Norbert MICHELISZ	HUN	SEAT Leon TDI	1:37.577	5	0.605	136.61
6	1	Gabriele TARQUINI	ITA	SEAT Leon TDI	1:37.727	5	0.755	136.40
7	8	Alain MENU	SUI	Chevrolet Cruze	1:37.844	5	0.872	136.24
8	6	Yvan MULLER	FRA	Chevrolet Cruze	1:37.913	5	0.941	136.14
9	73	Michael ROSSI	FRA	SEAT Leon TDI	1:38.387	5	1.415	135.49
10	15	Franz ENGSTLER	GER	BMW 320si	1:38.605	2	1.633	135.19

Okayama

Circuit Length = 3.7030 km.

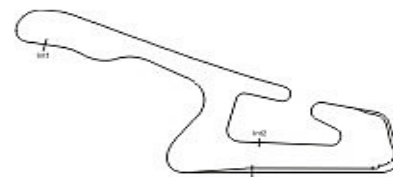
Start: 15:55 End: 16:05

Weather/Track: Cloud 15C/Dry 17C

Steward:	Steward:	Steward:	Issued at:
----------	----------	----------	------------

2010 FIA World Touring Car Championship Qualifying 2 - Sector Analysis Report

Lap	S1 Time	S1 Spd	S2 Time	S2 Spd	S3 Time	S3 Spd	Lap Time	Pit	Lap	S1 Time	S1 Spd	S2 Time	S2 Spd	S3 Time	S3 Spd	Lap Time	Pit
1 TARQUINI ITA SEAT Leon TDI																	
1	10:42.616	139.7	52.169		37.494	196.0	12:12.279		4	27.916	176.4	44.772		35.378	194.3	1:48.066	
2	23.066	195.6	40.831		33.830	196.5	1:37.727		5	23.018	196.5	40.848		34.254	191.8	1:38.120	
3	23.337	197.3	42.253		2:05.745		3:11.335	Pit									
5 MICHELISZ HUN SEAT Leon TDI																	
1	10:47.075	145.3	51.613		38.072	194.8	12:16.760		4	34.103	131.0	58.430		43.188	193.5	2:15.721	
2	23.068	193.9	40.842		33.667	193.9	1:37.577		5	22.981	195.2	40.796		33.846	193.1	1:37.623	
3	23.385	197.8	42.204		2:10.695		3:16.284	Pit									
6 MULLER FRA Chevrolet Cruze																	
1	10:41.439	126.5	52.724		37.226	193.9	12:11.389		4	29.809	152.8	48.629		37.130	193.5	1:55.568	
2	23.093	192.3	41.041		33.779	193.1	1:37.913		5	23.081	192.7	41.113		33.878	192.3	1:38.072	
3	23.607	190.2	41.865		2:37.438		3:42.910	Pit									
7 HUFF GBR Chevrolet Cruze																	
1	10:41.689	131.5	45.520		34.988	193.1	12:02.197		4	28.340	189.8	43.441		35.165	193.1	1:46.946	
2	23.011	193.1	40.742		33.688	193.5	1:37.441		5	23.099	192.3	40.873		33.828	191.4	1:37.800	
3	22.995	193.1	42.219		2:10.519		3:15.733	Pit									
8 MENU SUI Chevrolet Cruze																	
1	10:42.173	141.5	51.151		36.929	191.0	12:10.253		4	34.580	131.5	57.655		43.774	189.8	2:16.009	
2	23.196	191.8	40.903		33.745	191.4	1:37.844		5	23.169	191.8	40.940		33.842	190.2	1:37.951	
3	23.482	190.6	42.493		2:15.127		3:21.102	Pit									
10 FARFUS BRA BMW 320si																	
1	10:42.620	159.8	45.342		36.544	193.5	12:04.506		4	28.960	155.9	46.244		34.883	191.8	1:50.087	
2	22.971	192.3	40.786		33.651	192.7	1:37.408										
3	23.055	195.2	41.387		2:18.289		3:22.731	Pit									
11 PRIAULX GBR BMW 320si																	
1	10:42.918	155.4	45.547		36.769	194.3	12:05.234		4	28.962	153.8	46.169		35.610	194.3	1:50.741	
2	22.904	195.2	40.545		33.523	195.2	1:36.972										
3	23.111	193.1	41.489		2:18.434		3:23.034	Pit									
15 ENGSTLER GER BMW 320si																	
1	12:13.539	184.0	48.947		35.218	190.2	13:37.704										
2	23.104	193.9	41.254		34.247	190.2	1:38.605										
3																	
29 TURKINGTON GBR BMW 320si																	
1	12:13.013	185.1	49.555		34.038	192.3	13:36.606										
2	22.931	193.9	40.896		33.668	191.8	1:37.495										
3																	

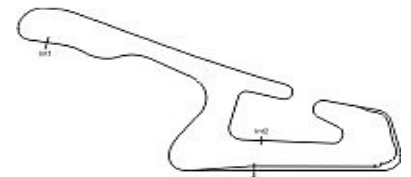


Weather/Track: Cloud 15C/Dry 17C

Circuit Length - 3.703 kilometres
Okayama International Circuit

2010 FIA World Touring Car Championship Qualifying 2 - Sector Analysis Report

Lap	S1 Time	S1 Spd	S2 Time	S2 Spd	S3 Time	S3 Spd	Lap Time	Pit	Lap	S1 Time	S1 Spd	S2 Time	S2 Spd	S3 Time	S3 Spd	Lap Time	Pit
73 ROSSI									FRA SEAT Leon TDI								
1	10:43.460	148.5	52.174		37.420	196.9	12:13.054		4	27.571	180.0	43.757		34.627	192.7	1:45.955	
2	23.192	197.8	41.288		34.240	194.8	1:38.720		5	23.158	195.2	41.171		34.058	194.8	1:38.387	
3	23.285	197.3	42.228		2:01.772		3:07.285	Pit									



Weather/Track: Cloud 15C/Dry 17C

Circuit Length - 3.703 kilometres
Okayama International Circuit

2010 FIA World Touring Car Championship Qualifying 2 - Best Sector Speeds Report

SECTOR 1				SECTOR 2		SECTOR 3		
POS	NO	NAME	SPEED	LAP	NO	NAME	SPEED	LAP
1	5	MICHELISZ	197.8	3	73	ROSSI	196.9	1
2	73	ROSSI	197.8	2	1	TARQUINI	196.5	2
3	1	TARQUINI	197.3	3	11	PRIAULX	195.2	2
4	10	FARFUS	195.2	3	5	MICHELISZ	194.8	1
5	11	PRIAULX	195.2	2	6	MULLER	193.9	1
6	15	ENGSTLER	193.9	2	7	HUFF	193.5	2
7	29	TURKINGTON	193.9	2	10	FARFUS	193.5	1
8	7	HUFF	193.1	2	29	TURKINGTON	192.3	1
9	6	MULLER	192.7	5	8	MENU	191.4	2
10	8	MENU	191.8	2	15	ENGSTLER	190.2	1



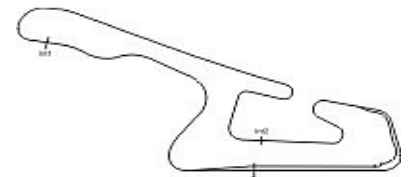
Weather/Track: Cloud 15C/Dry 17C

Circuit Length - 3.703 kilometres
Okayama International Circuit

2010 FIA World Touring Car Championship Qualifying 2 - Best Sector Times Report

POS	NO	SECTOR 1		SECTOR 2		SECTOR 3		IDEAL/BEST LAP COMPARISON							
		TIME	LAP	NO	TIME	LAP	NO	TIME	LAP	NO	NAME	IDEAL	BEST	LAP	DIFF
1	11	22.904	2	11	40.545	2	11	33.523	2	11	PRIAULX	1:36.972	1:36.972	2	+ 0.000
2	29	22.931	2	7	40.742	2	10	33.651	2	10	FARFUS	1:37.408	1:37.408	2	+ 0.000
3	10	22.971	2	10	40.786	2	5	33.667	2	7	HUFF	1:37.425	1:37.441	2	+ 0.016
4	5	22.981	5	5	40.796	5	29	33.668	2	5	MICHELISZ	1:37.444	1:37.577	2	+ 0.133
5	7	22.995	3	1	40.831	2	7	33.688	2	29	TURKINGTO	1:37.495	1:37.495	2	+ 0.000
6	1	23.018	5	29	40.896	2	8	33.745	2	1	TARQUINI	1:37.679	1:37.727	2	+ 0.048
7	6	23.081	5	8	40.903	2	6	33.779	2	8	MENU	1:37.817	1:37.844	2	+ 0.027
8	15	23.104	2	6	41.041	2	1	33.830	2	6	MULLER	1:37.901	1:37.913	2	+ 0.012
9	73	23.158	5	73	41.171	5	73	34.058	5	73	ROSSI	1:38.387	1:38.387	5	+ 0.000
10	8	23.169	5	15	41.254	2	15	34.247	2	15	ENGSTLER	1:38.605	1:38.605	2	+ 0.000

'Perfect Lap' - 1:36.972



Weather/Track: Cloud 15C/Dry 17C

Circuit Length - 3.703 kilometres
Okayama International Circuit

**2010 FIA World Touring Car Championship
COMBINED QUALIFYING RESULT**

POS	NO	CLS	DRIVER	NAT	CAR	Q1	Q2
1	11		Andy PRIAULX	GBR	BMW 320si	1:37.623	1:36.972
2	10		Augusto FARFUS	BRA	BMW 320si	1:37.455	1:37.408
3	7		Robert HUFF	GBR	Chevrolet Cruze	1:37.690	1:37.441
4	29		Colin TURKINGTON	GBR	BMW 320si	1:37.264	1:37.495
5	5		Norbert MICHELISZ	HUN	SEAT Leon TDI	1:37.707	1:37.577
6	1		Gabriele TARQUINI	ITA	SEAT Leon TDI	1:37.725	1:37.727
7	8		Alain MENU	SUI	Chevrolet Cruze	1:37.805	1:37.844
8	6		Yvan MULLER	FRA	Chevrolet Cruze	1:37.767	1:37.913
9	73		Michael ROSSI	FRA	SEAT Leon TDI	1:37.809	1:38.387
10	15	I	Franz ENGSTLER	GER	BMW 320si	1:37.786	1:38.605
11	3		Tiago MONTEIRO	POR	SEAT Leon TDI	1:37.904	
12	17		Michel NYKJAER	DEN	SEAT Leon TDI	1:37.904	
13	20	I	Darryl O'YOUNG	HKG	Chevrolet Lacetti	1:38.056	
14	41	T	Robert DAHLGREN	SWE	Volvo C30	1:38.128	
15	24	I	Kristian POULSEN	DEN	BMW 320si	1:38.156	
16	18		Fredy BARTH	SUI	SEAT Leon TDI	1:38.171	
17	2		Tom CORONEL	NED	SEAT Leon TDI	1:38.190	
18	26	I	Stefano D'ASTE	ITA	BMW 320si	1:38.540	
19	25	I	Sergio HERNANDEZ	ESP	BMW 320si	1:38.728	
20	72	I	Yukinori TANIGUCHI	JPN	Chevrolet Lacetti	1:38.747	
21	16	I	Andrei ROMANOV	RUS	BMW 320si	1:39.098	
22	44	I	Yoshihiro ITO	JPN	BMW 320si	1:39.584	
23	43	I	Nobuteru TANIGUCHI	JPN	BMW 320si	1:39.891	
24	45	I	Kevin CHEN	TPE	BMW 320si	1:39.997	
25	51	I	Henry HO	MAC	BMW 320si	1:40.681	

QUALIFICATION MAXIMA 1:44.072

Cars 21, 46 - all times disallowed, Stewards decisions 8, 9 refer.

Weather/Track: Cloud 15C/Dry 18C

Okayama

Circuit Length = 3.7030 km.

Start: 15:30 End: 16:05

Steward:	Steward:	Steward:	Issued at:
----------	----------	----------	------------

**2010 FIA World Touring Car Championship
WARM UP**

POS	NO	CLS	DRIVER	NAT	CAR	TIME	LAPS	GAP	KPH
1	8		Alain MENU	SUI	Chevrolet Cruze	1:38.649	8		135.13
2	3		Tiago MONTEIRO	POR	SEAT Leon TDI	1:38.707	7	0.058	135.05
3	2		Tom CORONEL	NED	SEAT Leon TDI	1:38.911	8	0.262	134.77
4	6		Yvan MULLER	FRA	Chevrolet Cruze	1:38.913	9	0.264	134.77
5	5		Norbert MICHELISZ	HUN	SEAT Leon TDI	1:39.022	7	0.373	134.62
6	29		Colin TURKINGTON	GBR	BMW 320si	1:39.160	9	0.511	134.43
7	7		Robert HUFF	GBR	Chevrolet Cruze	1:39.177	8	0.528	134.41
8	18		Fredy BARTH	SUI	SEAT Leon TDI	1:39.527	8	0.878	133.94
9	20	I	Darryl O'YOUNG	HKG	Chevrolet Lacetti	1:39.541	9	0.892	133.92
10	10		Augusto FARFUS	BRA	BMW 320si	1:39.550	8	0.901	133.91
11	24	I	Kristian POULSEN	DEN	BMW 320si	1:39.730	9	1.081	133.66
12	1		Gabriele TARQUINI	ITA	SEAT Leon TDI	1:39.808	6	1.159	133.56
13	17		Michel NYKJAER	DEN	SEAT Leon TDI	1:39.951	8	1.302	133.37
14	11		Andy PRIAULX	GBR	BMW 320si	1:40.004	8	1.355	133.30
15	15	I	Franz ENGSTLER	GER	BMW 320si	1:40.202	9	1.553	133.03
16	73		Michael ROSSI	FRA	SEAT Leon TDI	1:40.389	8	1.740	132.79
17	72	I	Yukinori TANIGUCHI	JPN	Chevrolet Lacetti	1:40.554	9	1.905	132.57
18	21	I	Mehdi BENNANI	MAR	BMW 320si	1:41.023	9	2.374	131.95
19	46	I	Masataka YANAGIDA	JPN	BMW 320si	1:41.167	7	2.518	131.77
20	26	I	Stefano D'ASTE	ITA	BMW 320si	1:41.227	7	2.578	131.69
21	16	I	Andrei ROMANOV	RUS	BMW 320si	1:41.327	9	2.678	131.56
22	44	I	Yoshihiro ITO	JPN	BMW 320si	1:41.717	8	3.068	131.05
23	43	I	Nobuteru TANIGUCHI	JPN	BMW 320si	1:41.822	8	3.173	130.92
24	45	I	Kevin CHEN	TPE	BMW 320si	1:42.012	7	3.363	130.67
25	51	I	Henry HO	MAC	BMW 320si	1:42.955	9	4.306	129.48
26	25	I	Sergio HERNANDEZ	ESP	BMW 320si	12:24.652	1	10:46.003	17.90

Okayama

For Media Information Purposes - No Regulatory Value.

Circuit Length = 3.7030 km.

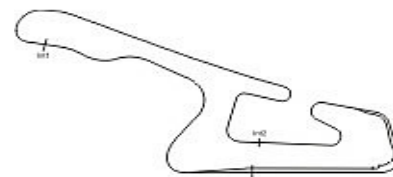
Weather/Track: Cloud 15C/Dry 17C. Car 41 did not participate.

Start: 10:00 End: 10:15

Race Director:	Steward:	Timekeeper:	Issued at:
----------------	----------	-------------	------------

2010 FIA World Touring Car Championship Warm-Up - Sector Analysis Report

Lap	S1 Time	S1 Spd	S2 Time	S2 Spd	S3 Time	S3 Spd	Lap Time	Pit	Lap	S1 Time	S1 Spd	S2 Time	S2 Spd	S3 Time	S3 Spd	Lap Time	Pit	
1 TARQUINI ITA SEAT Leon TDI																		
1	10:44.479	161.5	46.304		1:01.285		12:32.068	Pit	5	23.470	194.3	41.900		34.438	195.6	1:39.808		
2	44.218	158.4	46.348		38.073	182.1	2:08.639		6	23.493	196.0	41.815		34.549	194.3	1:39.857		
3	25.594	159.2	44.822		35.023	193.5	1:45.439											
4	23.571	196.0	42.294		34.270	193.9	1:40.135											
2 CORONEL NED SEAT Leon TDI																		
1	11:08.796	184.0	45.070		37.734	194.8	12:31.600		6	23.868	195.2	42.495		34.843	193.5	1:41.206		
2	23.401	194.3	41.457		34.053	195.6	1:38.911		7	23.549	194.3	42.217		34.852	194.8	1:40.618		
3	23.236	195.6	41.987		34.820	193.9	1:40.043		8	23.579	195.2	42.388		35.089	193.9	1:41.056		
4	23.425	194.3	41.929		34.634	193.5	1:39.988											
5	23.439	195.2	41.892		35.247	191.0	1:40.578											
3 MONTEIRO POR SEAT Leon TDI																		
1	10:46.693	152.8	46.896		37.603	192.3	12:11.192		5	23.367	193.9	41.869		34.616	191.8	1:39.852		
2	23.434	194.3	41.426		33.847	193.9	1:38.707		6	23.496	194.3	42.268		41.329	139.9	1:47.093		
3	23.154	195.6	41.594		34.166	194.3	1:38.914		7	24.908	168.8	44.333		55.553		2:04.794	Pit	
4	23.381	193.5	41.611		34.280	193.5	1:39.272											
5 MICHELISZ HUN SEAT Leon TDI																		
1	10:55.907	160.7	44.523		40.264	191.0	12:20.694		5	23.466	195.2	41.640		34.332	193.1	1:39.438		
2	23.456	194.8	41.599		33.974	193.1	1:39.029		6	23.802	190.6	41.683		41.151	158.1	1:46.636		
3	23.355	194.3	41.871		36.951	194.8	1:42.177		7	24.179	194.8	42.082		58.935		2:05.196	Pit	
4	23.407	195.6	41.503		34.112	194.3	1:39.022											
6 MULLER FRA Chevrolet Cruze																		
1	10:39.851	150.5	46.418		35.214	192.3	12:01.483		6	24.039	185.1	43.656		40.602	151.2	1:48.297		
2	23.421	190.2	41.523		34.095	192.7	1:39.039		7	24.266	191.0	42.380		34.793	191.4	1:41.439		
3	23.247	191.8	41.577		34.089	191.8	1:38.913		8	23.589	190.2	42.107		34.698	191.8	1:40.394		
4	23.331	191.0	41.829		34.447	191.4	1:39.607		9	23.674	189.8	42.269		34.779	191.4	1:40.722		
5	23.398	191.0	41.759		34.494	191.0	1:39.651											
7 HUFF GBR Chevrolet Cruze																		
1	10:41.401	157.8	43.885		34.502	191.0	11:59.788		6	35.902	191.4	42.237		34.637	192.7	1:52.776		
2	23.649	191.4	41.704		34.004	192.7	1:39.357		7	23.576	190.6	41.905		34.628	193.1	1:40.109		
3	23.413	192.7	41.598		34.166	191.8	1:39.177		8	23.662	191.0	42.056		34.674	193.1	1:40.392		
4	23.383	192.7	41.703		34.404	192.3	1:39.490											
5	23.425	192.3	42.032		2:01.040		3:06.497	Pit										
8 MENU SUI Chevrolet Cruze																		
1	10:42.562	163.3	45.932		35.628	191.4	12:04.122		6	23.354	192.3	41.828		34.520	192.3	1:39.702		
2	23.209	192.7	41.389		34.051	193.1	1:38.649		7	23.621	190.2	41.865		34.643	192.3	1:40.129		
3	23.175	193.1	41.353		34.247	192.3	1:38.775		8	23.655	191.4	42.076		53.347		1:59.078	Pit	
4	23.143	193.1	41.643		34.438	192.7	1:39.224											
5	23.472	191.4	41.703		34.494	191.8	1:39.669											

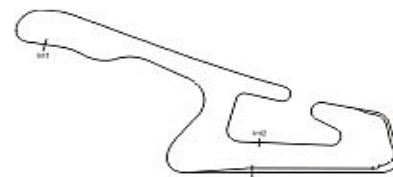


Weather/Track: Cloud 15C/Dry 17C

Circuit Length - 3.703 kilometres
Okayama International Circuit

2010 FIA World Touring Car Championship Warm-Up - Sector Analysis Report

Lap	S1 Time	S1 Spd	S2 Time	S2 Spd	S3 Time	S3 Spd	Lap Time	Pit	Lap	S1 Time	S1 Spd	S2 Time	S2 Spd	S3 Time	S3 Spd	Lap Time	Pit
10 FARFUS BRA BMW 320si																	
1	10:53.441	166.6	46.380		44.535	123.4	12:24.356		6	23.327	194.8	42.259		34.565	191.8	1:40.151	
2	25.318	193.9	41.690		2:31.092		3:38.100	Pit	7	23.465	191.4	42.108		34.577	191.8	1:40.150	
3	38.985	170.7	43.634		34.593	191.8	1:57.212		8	23.543	191.8	42.104		34.606	191.8	1:40.253	
4	23.421	191.0	41.793		34.336	192.7	1:39.550										
5	23.388	191.4	41.888		34.455	192.7	1:39.731										
11 PRIAULX GBR BMW 320si																	
1	10:54.879	169.4	43.971		44.408	156.7	12:23.258		6	23.538	191.4	41.848		34.618	192.7	1:40.004	
2	24.466	191.8	42.232		55.433		2:02.131	Pit	7	23.434	190.6	42.162		34.730	192.7	1:40.326	
3	41.258	173.0	42.575		52.862		2:16.695	Pit	8	23.824	188.6	42.101		34.876	192.7	1:40.801	
4	43.461	189.8	42.575		42.474	148.0	2:08.510										
5	24.608	189.0	42.249		34.719	192.7	1:41.576										
15 ENGSTLER GER BMW 320si I																	
1	11:10.692	185.9	44.384		37.407	191.0	12:32.483		6	23.653	190.6	42.362		35.015	191.4	1:41.030	
2	23.565	191.4	41.842		34.795	190.2	1:40.202		7	23.733	193.5	42.896		35.250	191.4	1:41.879	
3	23.423	191.4	42.396		34.927	190.2	1:40.746		8	23.614	192.7	42.521		35.277	190.6	1:41.412	
4	23.501	192.3	42.124		34.785	191.4	1:40.410		9	23.777	191.8	42.825		35.244	190.2	1:41.846	
5	23.860	190.2	42.335		34.856	190.2	1:41.051										
16 ROMANOV RUS BMW 320si I																	
1	11:11.214	181.0	44.216		38.221	185.9	12:33.651		6	23.796	189.8	42.772		35.085	189.8	1:41.653	
2	24.064	190.6	42.540		35.053	190.2	1:41.657		7	24.216	190.6	43.762		35.198	190.6	1:43.176	
3	23.800	191.0	42.718		34.809	190.6	1:41.327		8	23.837	193.1	42.833		35.063	189.8	1:41.733	
4	23.858	190.2	43.021		35.120	189.8	1:41.999		9	23.972	191.4	42.578		35.981	185.1	1:42.531	
5	24.017	190.2	42.965		35.245	188.6	1:42.227										
17 NYKJAER DEN SEAT Leon TDI																	
1	10:48.057	159.5	48.901		36.374	192.7	12:13.332		6	24.380	187.1	42.186		34.778	195.6	1:41.344	
2	25.537	176.1	46.267		59.120		2:10.924	Pit	7	23.526	195.6	42.090		34.560	197.8	1:40.176	
3	38.962	190.6	42.671		34.560	195.2	1:56.193		8	24.154	195.2	42.205		34.812	196.0	1:41.171	
4	23.601	194.3	42.219		34.581	195.6	1:40.401										
5	23.458	195.2	42.023		34.470	196.5	1:39.951										
18 BARTH SUI SEAT Leon TDI																	
1	10:48.365	162.4	45.507		35.072	192.3	12:08.944		6	40.319	194.8	42.383		1:01.885		2:24.587	Pit
2	23.509	193.5	41.709		34.309	193.1	1:39.527		7	40.834	193.9	43.545		35.544	191.0	1:59.923	
3	23.379	194.3	42.034		34.841	169.8	1:40.254		8	23.759	193.5	42.417		34.939	191.8	1:41.115	
4	23.907	193.5	42.093		34.611	192.3	1:40.611										
5	23.549	193.5	42.412		56.155		2:02.116	Pit									

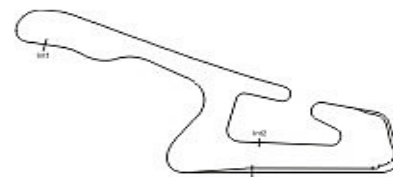


Weather/Track: Cloud 15C/Dry 17C

Circuit Length - 3.703 kilometres
Okayama International Circuit

2010 FIA World Touring Car Championship Warm-Up - Sector Analysis Report

Lap	S1 Time	S1 Spd	S2 Time	S2 Spd	S3 Time	S3 Spd	Lap Time	Pit	Lap	S1 Time	S1 Spd	S2 Time	S2 Spd	S3 Time	S3 Spd	Lap Time	Pit
20 O'YOUNG									HKG Chevrolet Lacetti								
1	11:07.903	162.4	46.474		35.612	194.3	12:29.989		6	23.737	191.8	42.238		34.718	193.5	1:40.693	
2	23.466	190.2	41.647		34.428	193.9	1:39.541		7	23.822	191.4	42.172		34.938	193.9	1:40.932	
3	23.435	191.8	41.869		34.290	194.3	1:39.594		8	23.910	190.2	42.285		35.233	192.7	1:41.428	
4	23.676	190.2	41.880		34.661	193.9	1:40.217		9	24.200	190.6	42.442		34.918	192.7	1:41.560	
5	23.699	190.6	42.152		34.780	193.5	1:40.631										
21 BENNANI									MAR BMW 320si								
1	11:16.284	176.1	46.167		35.580	190.6	12:38.031		6	24.019	189.8	42.534		34.860	191.4	1:41.413	
2	23.873	191.0	42.562		34.802	191.4	1:41.237		7	23.835	191.4	42.576		34.874	191.4	1:41.285	
3	23.637	191.8	42.402		34.984	191.0	1:41.023		8	23.916	190.6	42.557		34.921	191.4	1:41.394	
4	23.732	191.8	43.440		35.094	191.4	1:42.266		9	24.024	191.4	42.614		35.202	189.0	1:41.840	
5	23.899	191.8	42.825		34.986	190.6	1:41.710										
24 POULSEN									DEN BMW 320si								
1	11:15.945	177.5	1:00.656		42.239	126.4	12:58.840		6	23.500	193.5	41.980		34.404	192.3	1:39.884	
2	30.804	168.8	52.346		35.239	191.0	1:58.389		7	23.430	193.1	42.000		34.499	192.3	1:39.929	
3	23.539	192.3	41.904		34.287	191.8	1:39.730		8	23.635	193.5	41.845		34.686	190.6	1:40.166	
4	23.459	193.5	41.891		34.466	190.2	1:39.816		9	23.547	192.7	42.018		34.718	191.8	1:40.283	
5	23.886	193.5	41.737		34.546	192.3	1:40.169										
25 HERNANDEZ									ESP BMW 320si								
1	11:00.909	175.4	43.800		39.943	189.8	12:24.652										
26 D'ASTE									ITA BMW 320si								
1	10:57.978	176.4	43.899		39.320	189.0	12:21.197		5	23.872	188.6	42.573		34.998	188.2	1:41.443	
2	23.858	191.0	42.673		34.846	189.0	1:41.377		6	23.854	189.0	42.562		35.048	187.5	1:41.464	
3	23.782	189.8	42.534		35.057	189.0	1:41.373		7	23.884	190.6	43.161		35.113	188.6	1:42.158	
4	23.778	189.8	42.563		34.886	189.0	1:41.227										
29 TURKINGTON									GBR BMW 320si								
1	11:36.704	175.0	44.688		37.041	193.5	12:58.433		6	23.342	193.9	41.762		35.224	191.0	1:40.328	
2	23.426	193.9	41.624		34.202	192.7	1:39.252		7	23.474	193.9	41.939		34.472	193.5	1:39.885	
3	23.327	193.9	41.570		34.263	193.1	1:39.160		8	23.523	193.5	42.044		34.658	192.3	1:40.225	
4	23.452	193.1	41.771		34.398	192.7	1:39.621		9	23.431	193.9	41.937		34.497	193.5	1:39.865	
5	23.400	192.7	41.755		34.576	193.5	1:39.731										
43 TANIGUCHI									JPN BMW 320si								
1	11:37.528	167.2	45.873		38.941	187.1	13:02.342		6	39.550	189.4	44.651		35.439	189.0	1:59.640	
2	24.916	186.3	43.860		35.177	187.8	1:43.953		7	24.007	188.2	43.147		35.224	189.4	1:42.378	
3	24.054	189.0	43.033		34.905	187.8	1:41.992		8	24.086	187.8	42.978		35.323	187.5	1:42.387	
4	23.914	187.8	42.983		34.925	188.2	1:41.822										
5	23.964	187.1	43.069		1:47.659		2:54.692 Pit										

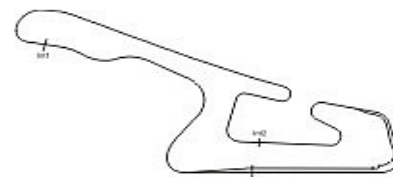


Weather/Track: Cloud 15C/Dry 17C

Circuit Length - 3.703 kilometres
Okayama International Circuit

2010 FIA World Touring Car Championship Warm-Up - Sector Analysis Report

Lap	S1 Time	S1 Spd	S2 Time	S2 Spd	S3 Time	S3 Spd	Lap Time	Pit	Lap	S1 Time	S1 Spd	S2 Time	S2 Spd	S3 Time	S3 Spd	Lap Time	Pit	
44 ITO JPN BMW 320si									I									
1	11:13.125	163.9	45.670		36.409	190.6	12:35.204		6	24.032	190.2	42.757		1:02.018			2:08.807	Pit
2	24.195	189.4	42.867		35.268	189.0	1:42.330		7	40.050	187.5	43.177		35.164	191.0		1:58.391	
3	23.916	190.6	42.616		35.185	189.4	1:41.717		8	24.180	189.0	42.876		35.433	188.6		1:42.489	
4	23.974	189.4	42.678		35.599	189.8	1:42.251											
5	24.499	191.4	43.710		35.505	191.0	1:43.714											
45 CHEN TPE BMW 320si									I									
1	11:02.750	180.3	44.424		36.004	186.3	12:23.178		5	24.322	187.1	43.628		35.347	187.5		1:43.297	
2	24.303	188.2	43.394		36.836	187.5	1:44.533		6	24.168	188.6	43.139		35.158	187.8		1:42.465	
3	24.572	187.1	43.222		3:49.078		4:56.872	Pit	7	24.013	187.8	42.932		35.067	187.1		1:42.012	
4	29.676	171.7	45.526		35.406	187.1	1:50.608											
46 YANAGIDA JPN BMW 320si									I									
1	11:16.635	174.7	46.214		35.693	190.2	12:38.542		5	23.876	188.6	42.564		35.006	188.2		1:41.446	
2	24.080	189.0	43.847		34.943	190.2	1:42.870		6	23.837	187.5	42.525		34.947	187.5		1:41.309	
3	23.743	189.8	47.574		2:32.361		3:43.678	Pit	7	23.733	189.4	42.634		34.800	188.6		1:41.167	
4	37.019	183.6	43.377		35.038	187.8	1:55.434											
51 HO MAC BMW 320si									I									
1	11:17.802	184.0	45.434		36.285	190.2	12:39.521		6	24.334	186.7	43.883		37.270	189.8		1:45.487	
2	24.205	188.6	43.306		35.613	185.1	1:43.124		7	24.519	188.2	44.497		35.735	188.2		1:44.751	
3	24.279	189.0	43.226		35.595	189.0	1:43.100		8	25.148	187.1	43.311		35.911	188.6		1:44.370	
4	24.337	187.1	43.319		35.299	189.8	1:42.955		9	25.205	187.5	43.814		41.272	171.4		1:50.291	
5	24.150	187.5	43.300		35.744	190.2	1:43.194											
72 TANIGUCHI JPN Chevrolet Lacetti									I									
1	11:08.316	156.2	54.060		36.351	196.0	12:38.727		6	23.630	195.2	42.267		35.112	193.9		1:41.009	
2	24.412	190.2	42.723		34.609	195.6	1:41.744		7	23.779	195.6	42.705		35.137	193.5		1:41.621	
3	23.741	193.9	42.114		34.762	195.6	1:40.617		8	24.080	194.3	42.422		34.907	193.5		1:41.409	
4	23.356	197.3	42.453		34.745	195.2	1:40.554		9	23.889	192.3	42.682		35.235	192.7		1:41.806	
5	23.817	193.5	42.176		34.845	194.8	1:40.838											
73 ROSSI FRA SEAT Leon TDI									I									
1	11:28.500	118.5	52.989		40.113	169.4	13:01.602		6	23.622	195.2	42.334		34.679	194.8		1:40.635	
2	26.848	157.8	46.111		1:03.102		2:16.061	Pit	7	23.635	194.8	42.866		59.917			2:06.418	Pit
3	38.241	193.1	43.051		34.943	193.1	1:56.235		8	39.667	191.8	45.006		35.458	194.8		2:00.131	
4	23.613	188.6	42.252		34.524	195.6	1:40.389											
5	23.568	194.8	42.378		34.709	195.2	1:40.655											



Weather/Track: Cloud 15C/Dry 17C

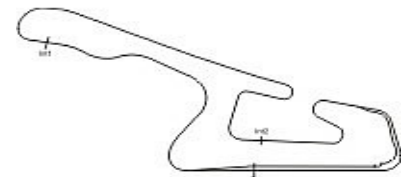
Circuit Length - 3.703 kilometres
Okayama International Circuit

2010 FIA World Touring Car Championship Warm-Up - Best Sector Speeds Report

SECTOR 1					SECTOR 2			SECTOR 3				
POS	NO	NAME	SPEED	LAP	NO	SPEED	TRAP	AVAILABLE	NO	NAME	SPEED	LAP
1	72	TANIGUCHI	197.3	4					17	NYKJAER	197.8	7
2	1	TARQUINI	196.0	4					72	TANIGUCHI	196.0	1
3	2	CORONEL	195.6	3					1	TARQUINI	195.6	5
4	3	MONTEIRO	195.6	3					2	CORONEL	195.6	2
5	5	MICHELISZ	195.6	4					73	ROSSI	195.6	4
6	17	NYKJAER	195.6	7					5	MICHELISZ	194.8	3
7	73	ROSSI	195.2	6					3	MONTEIRO	194.3	3
8	10	FARFUS	194.8	6					20	O'YOUNG	194.3	1
9	18	BARTH	194.8	6					29	TURKINGTON	193.5	1
10	29	TURKINGTON	193.9	2					7	HUFF	193.1	7
11	15	ENGSTLER	193.5	7					8	MENU	193.1	2
12	24	POULSEN	193.5	4					18	BARTH	193.1	2
13	8	MENU	193.1	3					6	MULLER	192.7	2
14	16	ROMANOV	193.1	8					10	FARFUS	192.7	4
15	7	HUFF	192.7	3					11	PRIAULX	192.7	5
16	6	MULLER	191.8	3					24	POULSEN	192.3	5
17	11	PRIAULX	191.8	2					15	ENGSTLER	191.4	4
18	20	O'YOUNG	191.8	3					21	BENNANI	191.4	2
19	21	BENNANI	191.8	3					44	ITO	191.0	5
20	44	ITO	191.4	5					16	ROMANOV	190.6	3
21	26	D'ASTE	191.0	2					46	YANAGIDA	190.2	1
22	46	YANAGIDA	189.8	3					51	HO	190.2	1
23	43	TANIGUCHI	189.4	6					25	HERNANDEZ	189.8	1
24	51	HO	189.0	3					43	TANIGUCHI	189.4	7
25	45	CHEN	188.6	6					26	D'ASTE	189.0	1
26	25	HERNANDEZ	175.4	1					45	CHEN	187.8	6



Weather/Track: Cloud 15C/Dry 17C

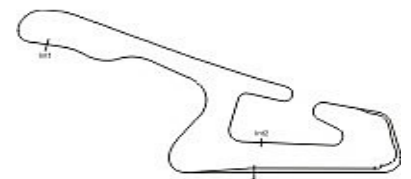


Circuit Length - 3.703 kilometres
Okayama International Circuit

2010 FIA World Touring Car Championship Warm-Up - Best Sector Times Report

POS	SECTOR 1			SECTOR 2			SECTOR 3			NO	NAME	IDEAL/BEST LAP COMPARISON			DIFF
	NO	TIME	LAP	NO	TIME	LAP	NO	TIME	LAP			IDEAL	BEST	LAP	
1	8	23.143	4	8	41.353	3	3	33.847	2	3	MONTEIRO	1:38.427	1:38.707	2	+ 0.280
2	3	23.154	3	3	41.426	2	5	33.974	2	8	MENU	1:38.547	1:38.649	2	+ 0.102
3	2	23.236	3	2	41.457	2	7	34.004	2	2	CORONEL	1:38.746	1:38.911	2	+ 0.165
4	6	23.247	3	5	41.503	4	8	34.051	2	5	MICHELISZ	1:38.832	1:39.022	4	+ 0.190
5	10	23.327	6	6	41.523	2	2	34.053	2	6	MULLER	1:38.859	1:38.913	3	+ 0.054
6	29	23.327	3	29	41.570	3	6	34.089	3	7	HUFF	1:38.985	1:39.177	3	+ 0.192
7	5	23.355	3	7	41.598	3	29	34.202	2	29	TURKINGTO	1:39.099	1:39.160	3	+ 0.061
8	72	23.356	4	20	41.647	2	1	34.270	4	10	FARFUS	1:39.353	1:39.550	4	+ 0.197
9	18	23.379	3	10	41.690	2	24	34.287	3	20	O'YOUNG	1:39.372	1:39.541	2	+ 0.169
10	7	23.383	4	18	41.709	2	20	34.290	3	18	BARTH	1:39.397	1:39.527	2	+ 0.130
11	15	23.423	3	24	41.737	5	18	34.309	2	24	POULSEN	1:39.454	1:39.730	3	+ 0.276
12	24	23.430	7	1	41.815	6	10	34.336	4	1	TARQUINI	1:39.555	1:39.808	5	+ 0.253
13	11	23.434	7	15	41.842	2	17	34.470	5	11	PRIAULX	1:39.900	1:40.004	6	+ 0.104
14	20	23.435	3	11	41.848	6	73	34.524	4	17	NYKJAER	1:39.951	1:39.951	5	+ 0.000
15	17	23.458	5	17	42.023	5	72	34.609	2	15	ENGSTLER	1:40.050	1:40.202	2	+ 0.152
16	1	23.470	5	72	42.114	3	11	34.618	6	72	TANIGUCHI	1:40.079	1:40.554	4	+ 0.475
17	73	23.568	5	73	42.252	4	15	34.785	4	73	ROSSI	1:40.344	1:40.389	4	+ 0.045
18	21	23.637	3	21	42.402	3	46	34.800	7	21	BENNANI	1:40.841	1:41.023	3	+ 0.182
19	46	23.733	7	46	42.525	6	21	34.802	2	46	YANAGIDA	1:41.058	1:41.167	7	+ 0.109
20	26	23.778	4	26	42.534	3	16	34.809	3	16	ROMANOV	1:41.145	1:41.327	3	+ 0.182
21	16	23.796	6	16	42.540	2	26	34.846	2	26	D'ASTE	1:41.158	1:41.227	4	+ 0.069
22	43	23.914	4	44	42.616	3	43	34.905	3	44	ITO	1:41.696	1:41.717	3	+ 0.021
23	44	23.916	3	45	42.932	7	45	35.067	7	43	TANIGUCHI	1:41.797	1:41.822	4	+ 0.025
24	45	24.013	7	43	42.978	8	44	35.164	7	45	CHEN	1:42.012	1:42.012	7	+ 0.000
25	51	24.150	5	51	43.226	3	51	35.299	4	51	HO	1:42.675	1:42.955	4	+ 0.280
26	25	11:00.90	1	25	43.800	1	25	39.943	1	25	HERNANDEZ	12:24.652	12:24.652	1	+ 0.000

'Perfect Lap' - 1:38.343



Weather/Track: Cloud 15C/Dry 17C

Circuit Length - 3.703 kilometres
Okayama International Circuit

2010 FIA World Touring Car Championship GRID FOR RACE 1

ROW 14	46	YANAGIDA	
ROW 13	51	HO	21 BENNANI
ROW 12	45	CHEN	41 DAHLGREN
ROW 11	44	ITO	43 TANIGUCHI
ROW 10	72	TANIGUCHI	16 ROMANOV
ROW 9	26	D'ASTE	25 HERNANDEZ
ROW 8	18	BARTH	2 CORONEL
ROW 7	20	O'YOUNG	24 POULSEN
ROW 6	3	MONTEIRO	17 NYKJAER
ROW 5	73	ROSSI	15 ENGSTLER
ROW 4	8	MENU	6 MULLER
ROW 3	5	MICHELISZ	1 TARQUINI
ROW 2	7	HUFF	29 TURKINGTON
ROW 1	11	PRIAULX	10 FARFUS

POLE



Car 41, 10 place penalty, engine change. Stewards decision 11 refers.

Okayama
Circuit Length = 3.7030 km.

Race Director:	Steward:	Timekeeper:
----------------	----------	-------------

2010 FIA World Touring Car Championship

RACE 1 - PROVISIONAL CLASSIFICATION - AMENDED AFTER VERIFICATION

POS	NO	CLS	DRIVER / TEAM	NAT	CAR	TIME	LAPS	GAP	KPH	BEST
1	7		Robert HUFF	GBR	Chevrolet Cruze	31:46.668	16		111.92	1:51.975
2	11		Andy PRIAULX	GBR	BMW 320si	31:49.645	16	2.977	111.75	1:52.009
3	6		Yvan MULLER	FRA	Chevrolet Cruze	31:51.599	16	4.931	111.63	1:51.813
4	10		Augusto FARFUS	BRA	BMW 320si	31:55.264	16	8.596	111.42	1:52.108
5	5		Norbert MICHELISZ	HUN	SEAT Leon TDI	31:56.410	16	9.742	111.35	1:52.496
6	29		Colin TURKINGTON	GBR	BMW 320si	31:57.978	16	11.310	111.26	1:52.150
7	1		Gabriele TARQUINI	ITA	SEAT Leon TDI	32:00.544	16	13.876	111.11	1:52.057
8	17		Michel NYKJAER	DEN	SEAT Leon TDI	32:01.569	16	14.901	111.05	1:52.169
9	8		Alain MENU	SUI	Chevrolet Cruze	32:16.690	16	30.022	110.19	1:53.195
10	41	T	Robert DAHLGREN	SWE	Volvo C30	32:17.745	16	31.077	110.13	1:52.137
11	72	I	Yukinori TANIGUCHI	JPN	Chevrolet Lacetti	32:59.816	16	1:13.148	107.79	1:55.595
12	20	I	Darryl O'YOUNG	HKG	Chevrolet Lacetti	33:02.663	16	1:15.995	107.63	1:56.027
13	25	I	Sergio HERNANDEZ	ESP	BMW 320si	33:04.214	16	1:17.546	107.55	1:56.014
14	43	I	Nobuteru TANIGUCHI	JPN	BMW 320si	33:04.525	16	1:17.857	107.53	1:55.856
15	15	I	Franz ENGSTLER	GER	BMW 320si	33:05.703	16	1:19.035	107.47	1:54.976
16	2		Tom CORONEL	NED	SEAT Leon TDI	33:08.723	16	1:22.055	107.30	1:55.947
17	24	I	Kristian POULSEN	DEN	BMW 320si	33:13.270	16	1:26.602	107.06	1:54.821
18	21	I	Mehdi BENNANI	MAR	BMW 320si	33:17.041	16	1:30.373	106.86	1:56.293
19	46	I	Masataka YANAGIDA	JPN	BMW 320si	33:17.625	16	1:30.957	106.83	1:55.742
20	51	I	Henry HO	MAC	BMW 320si	31:56.341	15	1 LAP	104.40	1:59.130
21	44	I	Yoshihiro ITO	JPN	BMW 320si	32:44.025	15	1 LAP	101.87	1:57.032

NOT CLASSIFIED

45	I	Kevin CHEN	TPE	BMW 320si	20:05.395	9	D.N.F.	99.62	1:59.709
16	I	Andrei ROMANOV	RUS	BMW 320si	33:37.449	9	N.C.F.	59.52	1:57.079
73		Michael ROSSI	FRA	SEAT Leon TDI	13:10.878	6	D.N.F.	101.28	1:53.476
3		Tiago MONTEIRO	POR	SEAT Leon TDI	5:32.790	2	D.N.F.	80.46	2:25.001
18		Fredy BARTH	SUI	SEAT Leon TDI	5:35.287	2	D.N.F.	79.86	2:22.709
26	I	Stefano D'ASTE	ITA	BMW 320si	5:36.577	2	D.N.F.	79.55	2:21.750

FASTEST LAP

6		Yvan MULLER		Chevrolet Cruze	1:51.813	9	74.08mph	119.22kph
41	T	Robert DAHLGREN		Volvo C30	1:52.137	15	73.86mph	118.88kph
24	I	Kristian POULSEN		BMW 320si	1:54.821	12	72.14mph	116.10kph

Okayama

Car 2 re-classified on 16 laps.

Circuit Length = 3.7030 km.

Weather/Track: Rain 14C/Wet 16C

Start: 14:30 End: 15:01

Race Director:	Steward:	Timekeeper:	Issued at:
----------------	----------	-------------	------------

2010 FIA World Touring Car Championship
RACE 1 RESULT

POS	NO	CLS	DRIVER / TEAM	NAT	CAR	TIME	LAPS	GAP	KPH	BEST
1	7		Robert HUFF	GBR	Chevrolet Cruze	31:46.668	16		111.92	1:51.975
2	6		Yvan MULLER	FRA	Chevrolet Cruze	31:51.599	16	4.931	111.63	1:51.813
3	5		Norbert MICHELISZ	HUN	SEAT Leon TDI	31:56.410	16	9.742	111.35	1:52.496
4	29		Colin TURKINGTON	GBR	BMW 320si	31:57.978	16	11.310	111.26	1:52.150
5	1		Gabriele TARQUINI	ITA	SEAT Leon TDI	32:00.544	16	13.876	111.11	1:52.057
6	17		Michel NYKJAER	DEN	SEAT Leon TDI	32:01.569	16	14.901	111.05	1:52.169
7	8		Alain MENU	SUI	Chevrolet Cruze	32:16.690	16	30.022	110.19	1:53.195
8	41	T	Robert DAHLGREN	SWE	Volvo C30	32:17.745	16	31.077	110.13	1:52.137
9	72	I	Yukinori TANIGUCHI	JPN	Chevrolet Lacetti	32:59.816	16	1:13.148	107.79	1:55.595
10	20	I	Darryl O'YOUNG	HKG	Chevrolet Lacetti	33:02.663	16	1:15.995	107.63	1:56.027
11	25	I	Sergio HERNANDEZ	ESP	BMW 320si	33:04.214	16	1:17.546	107.55	1:56.014
12	43	I	Nobuteru TANIGUCHI	JPN	BMW 320si	33:04.525	16	1:17.857	107.53	1:55.856
13	15	I	Franz ENGSTLER	GER	BMW 320si	33:05.703	16	1:19.035	107.47	1:54.976
14	2		Tom CORONEL	NED	SEAT Leon TDI	33:08.723	16	1:22.055	107.30	1:55.947
15	24	I	Kristian POULSEN	DEN	BMW 320si	33:13.270	16	1:26.602	107.06	1:54.821
16	21	I	Mehdi BENNANI	MAR	BMW 320si	33:17.041	16	1:30.373	106.86	1:56.293
17	46	I	Masataka YANAGIDA	JPN	BMW 320si	33:17.625	16	1:30.957	106.83	1:55.742
18	51	I	Henry HO	MAC	BMW 320si	31:56.341	15	1 LAP	104.40	1:59.130
19	44	I	Yoshihiro ITO	JPN	BMW 320si	32:44.025	15	1 LAP	101.87	1:57.032

NOT CLASSIFIED

45	I	Kevin CHEN	TPE	BMW 320si	20:05.395	9	D.N.F.	99.62	1:59.709
16	I	Andrei ROMANOV	RUS	BMW 320si	33:37.449	9	N.C.F.	59.52	1:57.079
73		Michael ROSSI	FRA	SEAT Leon TDI	13:10.878	6	D.N.F.	101.28	1:53.476
3		Tiago MONTEIRO	POR	SEAT Leon TDI	5:32.790	2	D.N.F.	80.46	2:25.001
18		Fredy BARTH	SUI	SEAT Leon TDI	5:35.287	2	D.N.F.	79.86	2:22.709
26	I	Stefano D'ASTE	ITA	BMW 320si	5:36.577	2	D.N.F.	79.55	2:21.750

FASTEST LAP

6		Yvan MULLER		Chevrolet Cruze	1:51.813	9	74.08mph	119.22kph
41	T	Robert DAHLGREN		Volvo C30	1:52.137	15	73.86mph	118.88kph
24	I	Kristian POULSEN		BMW 320si	1:54.821	12	72.14mph	116.10kph

Okayama

Cars 10 & 11 excluded following International Court of Appeal decision.

Circuit Length = 3.7030 km.

Weather/Track: Rain 14C/Wet 16C

Start: 14:30 End: 15:01

Steward:	Steward:	Steward:	Issued at:
----------	----------	----------	------------

2010 FIA World Touring Car Championship Race 1 - Sector Analysis Report

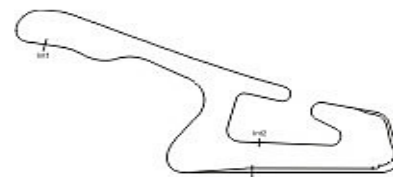
Lap S1 Time S1 Spd S2 Time S2 Spd S3 Time S3 Spd Lap Time Pit Lap S1 Time S1 Spd S2 Time S2 Spd S3 Time S3 Spd Lap Time Pit

1 Gabriele TARQUINI						ITA		SEAT Leon TDI					
1	57.343	128.0	1:06.655	55.531	104.7	2:59.529	10	26.704	167.5	47.631	38.749	187.8	1:53.084
2	36.327	121.9	1:04.887	49.267	186.7	2:30.481	11	26.627	161.5	47.757	38.607	188.2	1:52.991
3	27.634	166.6	48.614	38.691	187.1	1:54.939	12	26.597	167.5	47.076	38.522	188.2	1:52.195
4	26.614	174.7	47.274	38.949	185.9	1:52.837	13	26.467	166.6	47.274	38.498	188.2	1:52.239
5	26.810	166.3	48.515	39.568	184.4	1:54.893	14	26.521	166.3	47.251	38.564	187.8	1:52.336
6	34.159	157.3	47.632	38.889	187.8	2:00.680	15	26.695	160.4	47.024	38.600	188.2	1:52.319
7	26.647	159.8	47.670	38.301	188.6	1:52.618	16	27.140	158.1	47.923	39.325	187.8	1:54.388
8	26.587	169.4	47.072	38.398	189.4	1:52.057							
9	26.862	157.8	47.343	38.753	187.1	1:52.958							

2 Tom CORONEL						NED		SEAT Leon TDI					
1	1:11.715	80.5	1:04.880	57.358	80.0	3:13.953	10	27.723	172.0	49.483	40.662	183.6	1:57.868
2	34.267	100.8	1:01.243	46.414	184.8	2:21.924	11	27.477	168.5	49.802	40.666	183.2	1:57.945
3	28.625	158.4	52.526	41.409	184.8	2:02.560	12	27.779	171.4	49.881	41.243	184.4	1:58.903
4	27.220	172.0	48.780	39.947	184.4	1:55.947	13	28.007	173.7	49.133	40.375	183.6	1:57.515
5	28.147	163.6	48.746	40.870	184.0	1:57.763	14	27.620	176.4	51.816	41.108	182.5	2:00.544
6	27.405	170.1	48.783	40.033	184.4	1:56.221	15	27.862	163.0	49.722	40.901	184.8	1:58.485
7	27.344	168.8	49.069	40.368	184.0	1:56.781	16	27.720	169.1	49.318	41.190	168.8	1:58.228
8	27.618	170.4	48.599	41.026	184.0	1:57.243							
9	27.371	174.4	48.964	40.508	184.4	1:56.843							

3 Tiago MONTEIRO						POR		SEAT Leon TDI					
1	1:05.138	92.9	1:04.896	57.755	88.3	3:07.789							
2	35.016	115.5	1:01.721	48.264	184.8	2:25.001							

5 Norbert MICHELISZ						HUN		SEAT Leon TDI					
1	55.239	112.2	1:07.565	55.208	116.5	2:58.012	10	26.631	182.9	47.443	38.698	188.2	1:52.772
2	36.271	111.2	1:05.744	49.627	185.1	2:31.642	11	26.307	183.2	47.374	38.900	188.2	1:52.581
3	27.945	159.0	49.630	39.463	186.3	1:57.038	12	26.436	178.5	47.318	38.742	189.8	1:52.496
4	27.444	170.4	48.918	39.103	187.8	1:55.465	13	26.597	182.5	47.174	38.753	188.6	1:52.524
5	26.996	170.7	47.588	38.863	186.7	1:53.447	14	26.458	177.8	47.807	38.554	189.4	1:52.819
6	26.816	172.7	47.418	38.707	189.0	1:52.941	15	26.503	179.6	47.418	38.790	188.6	1:52.711
7	26.979	171.4	47.449	38.882	187.1	1:53.310	16	26.532	177.1	47.474	39.024	187.8	1:53.030
8	26.698	180.3	47.424	38.921	188.2	1:53.043							
9	26.566	180.7	47.277	38.736	187.8	1:52.579							



Circuit Length - 3.703 kilometres
Okayama International Circuit

2010 FIA World Touring Car Championship Race 1 - Sector Analysis Report

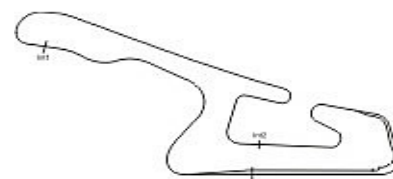
Lap S1 Time S1 Spd S2 Time S2 Spd S3 Time S3 Spd Lap Time Pit Lap S1 Time S1 Spd S2 Time S2 Spd S3 Time S3 Spd Lap Time Pit

6 Yvan MULLER						FRA Chevrolet Cruze							
1	1:00.843	117.6	1:04.699	55.223	3:00.765	10	26.520	180.3	47.157	38.356	186.7	1:52.033	
2	37.940	100.2	1:03.288	48.862	174.7	2:30.090	11	26.242	179.6	47.475	38.609	186.3	1:52.326
3	27.957	150.2	48.521	39.117	185.9	1:55.595	12	26.237	176.4	47.200	38.717	186.3	1:52.154
4	27.923	163.3	48.341	38.917	185.5	1:55.181	13	26.444	177.1	47.321	38.725	186.3	1:52.490
5	26.870	171.4	47.847	38.694	185.9	1:53.411	14	26.343	175.0	47.261	38.706	183.2	1:52.310
6	26.631	178.5	47.682	38.637	186.7	1:52.950	15	26.275	171.4	47.472	38.835	184.0	1:52.582
7	26.524	178.2	47.068	38.646	184.0	1:52.238	16	26.797	168.8	48.126	38.869	182.5	1:53.792
8	26.776	178.5	46.830	38.263	187.1	1:51.869							
9	26.530	182.9	46.920	38.363	186.7	1:51.813							

7 Robert HUFF						GBR Chevrolet Cruze							
1	52.229	124.4	1:08.235	53.781	110.2	2:54.245	10	26.419	176.8	47.101	38.568	185.9	1:52.088
2	37.907	100.6	1:05.961	50.768	183.6	2:34.636	11	26.408	178.5	47.244	38.408	186.3	1:52.060
3	26.624	175.0	47.999	38.772	186.3	1:53.395	12	26.285	180.3	47.026	38.664	186.7	1:51.975
4	26.643	177.5	47.570	39.339	183.6	1:53.552	13	26.382	179.6	47.093	38.532	186.7	1:52.007
5	27.294	165.4	48.289	38.748	185.1	1:54.331	14	26.428	178.9	47.032	38.652	185.9	1:52.112
6	26.385	176.1	47.150	38.917	185.5	1:52.452	15	26.369	179.6	47.289	39.492	184.4	1:53.150
7	26.436	176.8	47.240	38.774	185.5	1:52.450	16	26.744	170.4	47.549	39.447	176.1	1:53.740
8	26.526	180.0	47.192	38.589	185.5	1:52.307							
9	26.556	177.8	47.064	38.548	186.3	1:52.168							

8 Alain MENU						SUI Chevrolet Cruze							
1	58.081	125.6	1:06.499	56.186	118.5	3:00.766	10	26.951	180.3	47.322	39.380	185.1	1:53.653
2	35.894	106.2	1:04.595	49.515	165.7	2:30.004	11	26.940	178.9	47.718	39.504	184.8	1:54.162
3	29.011	157.8	49.543	39.852	183.6	1:58.406	12	26.696	180.0	47.903	39.498	185.5	1:54.097
4	27.349	171.7	48.897	44.517	183.6	2:00.763	13	27.225	175.7	47.603	39.462	184.8	1:54.290
5	26.749	177.8	47.824	39.226	185.1	1:53.799	14	27.077	178.2	47.452	39.535	183.6	1:54.064
6	26.580	177.5	47.682	39.121	185.5	1:53.383	15	27.238	177.5	47.445	39.297	184.8	1:53.980
7	26.719	178.5	47.778	39.037	185.1	1:53.534	16	27.133	176.8	47.689	39.629	183.2	1:54.451
8	26.911	180.0	47.913	39.319	185.1	1:54.143							
9	26.710	180.0	47.255	39.230	185.1	1:53.195							

10 Augusto FARFUS						BRA BMW 320si							
1	50.482	126.5	1:08.664	53.957	102.0	2:53.103	10	26.589	175.4	47.130	38.808	185.9	1:52.527
2	37.866	111.5	1:06.252	51.201	182.9	2:35.319	11	26.369	175.0	47.202	38.626	185.9	1:52.197
3	26.987	171.7	48.875	39.200	185.5	1:55.062	12	26.500	175.7	47.241	38.764	184.8	1:52.505
4	27.008	171.1	47.629	39.198	184.0	1:53.835	13	26.799	177.5	47.199	38.769	185.9	1:52.767
5	27.134	168.2	48.536	39.499	184.4	1:55.169	14	26.476	177.5	47.131	39.069	185.1	1:52.676
6	27.516	171.7	47.550	38.911	185.9	1:53.977	15	26.456	177.5	47.169	38.483	185.9	1:52.108
7	26.833	174.4	47.601	39.029	183.6	1:53.463	16	26.539	175.0	47.148	40.059	182.1	1:53.746
8	27.608	171.4	47.600	38.840	186.7	1:54.048							
9	26.792	175.0	47.165	38.805	187.1	1:52.762							



Circuit Length - 3.703 kilometres
Okayama International Circuit

2010 FIA World Touring Car Championship

Race 1 - Sector Analysis Report

Lap S1 Time S1 Spd S2 Time S2 Spd S3 Time S3 Spd Lap Time Pit Lap S1 Time S1 Spd S2 Time S2 Spd S3 Time S3 Spd Lap Time Pit

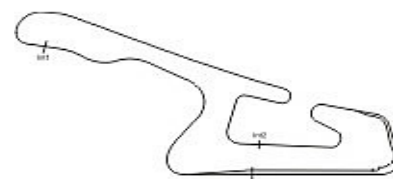
11 Andy PRIAULX						GBR		BMW 320si					
1	49.537	120.1	1:08.648	54.139	88.4	2:52.324	10	26.251	178.2	47.279	38.824	186.7	1:52.354
2	37.297	126.4	1:06.620	51.254	182.9	2:35.171	11	26.176	179.2	47.088	38.876	186.3	1:52.140
3	26.963	171.4	48.371	38.933	184.8	1:54.267	12	26.189	181.8	47.133	38.687	187.1	1:52.009
4	26.491	179.2	47.972	39.457	182.5	1:53.920	13	26.142	178.2	47.244	38.726	187.1	1:52.112
5	27.188	175.4	48.801	39.548	184.8	1:55.537	14	26.168	178.9	47.320	38.697	186.3	1:52.185
6	26.805	172.4	47.875	38.888	185.9	1:53.568	15	26.232	176.8	47.512	38.700	187.1	1:52.444
7	26.349	176.1	47.821	39.157	184.8	1:53.327	16	26.640	167.2	47.979	38.999	182.5	1:53.618
8	26.545	175.4	47.154	38.770	185.5	1:52.469							
9	26.304	179.6	47.174	38.722	186.7	1:52.200							

15 Franz ENGSTLER						GER		BMW 320si			I		
1	1:03.746	87.2	1:05.511	56.679	100.0	3:05.936	10	27.150	166.0	48.288	39.596	182.9	1:55.034
2	34.971	93.5	1:03.060	48.662	183.2	2:26.693	11	27.123	167.2	48.257	39.596	183.2	1:54.976
3	37.980	149.0	51.243	41.374	184.8	2:10.597	12	27.206	168.5	48.421	39.433	184.0	1:55.060
4	28.085	161.5	49.811	40.600	184.4	1:58.496	13	33.651	164.8	47.947	39.681	185.9	2:01.279
5	28.115	163.0	49.846	40.091	184.0	1:58.052	14	27.446	162.1	48.375	39.519	184.8	1:55.340
6	27.640	161.0	49.059	39.561	185.1	1:56.260	15	27.389	158.7	48.764	39.875	184.8	1:56.028
7	27.513	166.3	49.408	39.603	185.9	1:56.524	16	27.678	162.7	48.261	39.927	167.9	1:55.866
8	27.754	163.3	49.123	47.086	183.6	2:03.963							
9	27.367	171.1	48.648	39.584	183.2	1:55.599							

16 Andrei ROMANOV						RUS		BMW 320si			I		
1	1:15.552	76.3	1:06.921	54.821	65.9	3:17.294	6	30.742	145.8				15:53.908 Pit
2	33.980	117.3	1:01.990	45.657	177.8	2:21.627	7	35.337	143.5	52.219	40.852	181.4	2:08.408
3	28.300	154.3	50.969	41.092	181.8	2:00.361	8	28.216	156.7	49.651	39.890	182.1	1:57.757
4	27.828	157.3	49.752	44.616	182.9	2:02.196	9	27.652	161.0	49.635	39.792	182.1	1:57.079
5	28.015	156.2	49.684	41.120		1:58.819							

17 Michel NYKJAER						DEN		SEAT Leon TDI					
1	1:06.404	93.0	1:04.801	58.153	80.6	3:09.358	10	26.678	169.8	47.298	38.365	189.8	1:52.341
2	34.911	104.0	1:01.052	48.061	185.1	2:24.024	11	26.807	172.0	47.332	38.784	186.7	1:52.923
3	28.405	161.0	48.831	39.118	183.6	1:56.354	12	26.596	172.0	47.280	38.382	189.8	1:52.258
4	27.272	162.1	48.963	39.623	180.7	1:55.858	13	26.504	173.4	47.084	38.581	189.4	1:52.169
5	27.051	170.7	47.822	38.626	188.2	1:53.499	14	26.592	174.0	47.103	38.602	188.6	1:52.297
6	27.062	167.9	47.343	38.597	187.5	1:53.002	15	26.963	174.4	47.129	38.795	186.7	1:52.887
7	26.628	175.0	47.170	38.891	188.2	1:52.689	16	26.994	170.4	47.286	42.249	185.9	1:56.529
8	26.535	173.7	47.270	38.569	188.6	1:52.374							
9	26.818	168.2	47.633	38.556	186.7	1:53.007							

18 Fredy BARTH						SUI		SEAT Leon TDI					
1	1:10.919	83.4	1:03.863	57.796	81.8	3:12.578							
2	34.532	93.1	1:00.437	47.740	186.7	2:22.709							



Circuit Length - 3.703 kilometres
Okayama International Circuit

2010 FIA World Touring Car Championship Race 1 - Sector Analysis Report

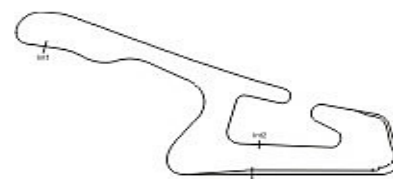
Lap S1 Time S1 Spd S2 Time S2 Spd S3 Time S3 Spd Lap Time Pit Lap S1 Time S1 Spd S2 Time S2 Spd S3 Time S3 Spd Lap Time Pit

20 Darryl O'YOUNG						HKG	Chevrolet Lacetti						I
1	1:08.129	108.3	1:04.475	57.933	78.3	3:10.537	10	27.843	168.2	48.832	39.947	187.5	1:56.622
2	35.196	82.2	1:00.607	47.769	184.0	2:23.572	11	28.003	150.2	49.101	40.526	187.1	1:57.630
3	28.537	155.7	51.147	40.381	185.1	2:00.065	12	28.339	154.9	49.406	40.566	185.5	1:58.311
4	27.744	168.8	49.124	40.218	186.3	1:57.086	13	28.447	171.7	49.088	40.383	184.0	1:57.918
5	34.968	164.2	49.239	40.523	184.4	2:04.730	14	27.930	165.7	49.004	39.965	186.3	1:56.899
6	27.815	162.1	48.766	40.018	184.8	1:56.599	15	27.700	171.4	49.129	40.031	185.9	1:56.860
7	27.628	168.8	48.653	39.746	185.9	1:56.027	16	27.722	166.6	48.908	40.227	180.3	1:56.857
8	27.885	168.2	48.709	39.894	182.5	1:56.488							
9	27.749	169.8	48.400	40.313	183.6	1:56.462							

21 Mehdi BENNANI						MAR	BMW 320si						I
1	1:21.796	86.4	1:09.467	51.444	67.5	3:22.707	10	27.995	163.9	49.260	40.096	182.1	1:57.351
2	35.591	128.0	1:02.451	42.561	180.3	2:20.603	11	28.074	163.9	49.935	40.083	182.1	1:58.092
3	29.144	138.6	51.143	41.312	182.5	2:01.599	12	27.842	165.1	49.671	39.905	182.9	1:57.418
4	27.968	145.1	51.866	40.775	181.4	2:00.609	13	27.421	171.1	49.162	40.231	179.6	1:56.814
5	27.775	156.2	50.264	40.553	181.4	1:58.592	14	27.112	168.2	48.975	40.206	182.1	1:56.293
6	28.070	154.6	50.257	40.378	180.7	1:58.705	15	27.531	166.6	48.863	40.395	177.1	1:56.789
7	27.928	158.1	49.795	40.375	182.1	1:58.098	16	27.763	171.1	49.466	40.200	181.8	1:57.429
8	28.641	161.0	49.499	40.226	183.2	1:58.366							
9	27.728	158.4	49.687	40.161	182.1	1:57.576							

24 Kristian POULSEN						DEN	BMW 320si						I
1	1:09.262	92.9	1:04.139	58.294	65.8	3:11.695	10	27.376	171.1	48.259	39.892	182.5	1:55.527
2	34.535	87.3	1:00.574	48.217	182.1	2:23.326	11	27.361	170.7	48.143	39.621	184.0	1:55.125
3	28.243	154.9	1:07.223	42.887	180.3	2:18.353	12	27.116	172.7	48.267	39.438	185.1	1:54.821
4	28.368	159.0	49.030	40.143	184.0	1:57.541	13	27.243	171.7	52.235	39.560	184.0	1:59.038
5	28.256	166.9	48.117	39.996	182.5	1:56.369	14	27.516	173.0	52.639	39.707	182.5	1:59.862
6	27.417	168.5	49.033	40.571	183.2	1:57.021	15	27.794	163.9	48.675	39.615	185.1	1:56.084
7	28.097	164.2	49.267	39.699	184.8	1:57.063	16	27.484	166.9	51.939	39.882	184.0	1:59.305
8	27.575	173.0	48.290	39.704	186.7	1:55.569							
9	27.352	172.7	49.160	40.059	181.8	1:56.571							

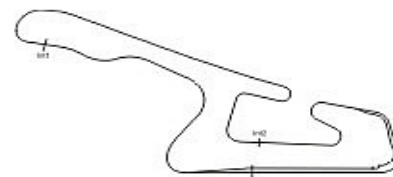
25 Sergio HERNANDEZ						ESP	BMW 320si						I
1	1:13.353	81.6	1:06.475	55.711	76.9	3:15.539	10	27.629	175.4	48.934	40.495	181.4	1:57.058
2	33.902	112.6	1:02.166	45.399	178.9	2:21.467	11	27.294	172.0	48.842	40.419	182.5	1:56.555
3	28.856	157.6	51.935	41.708	181.0	2:02.499	12	27.706	156.7	49.262	40.435	181.8	1:57.403
4	28.823	157.8	49.890	40.719	181.4	1:59.432	13	28.467	163.0	49.119	40.349	181.8	1:57.935
5	28.010	163.9	49.847	40.543	181.4	1:58.400	14	28.139	155.9	49.222	40.050	181.8	1:57.411
6	27.841	168.8	49.066	40.630	180.0	1:57.537	15	27.743	168.5	48.974	40.130	182.1	1:56.847
7	27.604	174.0	48.618	40.260	180.3	1:56.482	16	27.817	162.7	48.978	40.498	178.5	1:57.293
8	27.307	177.1	48.632	40.075	181.4	1:56.014							
9	27.400	176.4	48.642	40.300	182.9	1:56.342							



Circuit Length - 3.703 kilometres
Okayama International Circuit

2010 FIA World Touring Car Championship Race 1 - Sector Analysis Report

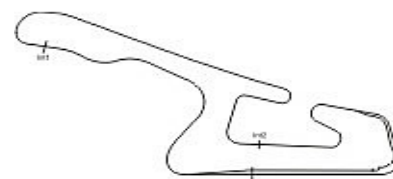
Lap	S1 Time	S1 Spd	S2 Time	S2 Spd	S3 Time	S3 Spd	Lap Time	Pit	Lap	S1 Time	S1 Spd	S2 Time	S2 Spd	S3 Time	S3 Spd	Lap Time	Pit
26 Stefano D'ASTE ITA BMW 320si I																	
1	1:12.726	75.5	1:05.733		56.368	78.1	3:14.827										
2	33.955	107.6	1:01.512		46.283	178.5	2:21.750										
29 Colin TURKINGTON GBR BMW 320si																	
1	53.629	123.9	1:07.958		54.407	105.6	2:55.994		10	26.669	165.1	47.264		38.534	187.5	1:52.467	
2	37.307	104.1	1:05.552		50.628	182.9	2:33.487		11	26.382	163.3	47.440		38.755	187.5	1:52.577	
3	27.961	154.6	49.265		39.395	184.0	1:56.621		12	26.636	172.7	47.267		38.730	186.3	1:52.633	
4	27.475	155.7	48.528		39.160	184.4	1:55.163		13	26.385	172.4	47.227		38.538	186.7	1:52.150	
5	27.009	163.0	47.632		38.738	185.1	1:53.379		14	26.518	171.4	47.557		38.931	184.4	1:53.006	
6	26.863	168.8	47.399		38.752	186.7	1:53.014		15	26.300	173.0	47.393		38.723	186.7	1:52.416	
7	26.785	167.5	48.957		38.945	185.9	1:54.687		16	26.711	168.2	47.662		39.165	185.1	1:53.538	
8	27.163	159.5	47.816		38.673	186.7	1:53.652										
9	26.758	166.3	47.950		38.486	187.5	1:53.194										
41 Robert DAHLGREN SWE Volvo C30 T																	
1	1:19.661	78.1	1:08.772		52.694	65.7	3:21.127		10	26.659	173.4	47.072		38.715	182.9	1:52.446	
2	35.072	124.6	1:02.190		42.122	167.2	2:19.384		11	26.575	171.1	47.428		38.667	184.0	1:52.670	
3	28.982	154.1	52.989		40.972	185.1	2:02.943		12	26.473	171.4	47.635		38.676	184.4	1:52.784	
4	28.125	158.1	48.670		39.291	183.6	1:56.086		13	26.744	176.1	47.202		38.647	184.0	1:52.593	
5	27.767	157.6	48.722		39.466	184.0	1:55.955		14	26.595	177.5	47.140		38.515	183.6	1:52.250	
6	26.966	170.1	47.821		38.962	184.8	1:53.749		15	26.547	177.1	46.915		38.675	182.9	1:52.137	
7	27.487	166.0	48.272		39.400	184.8	1:55.159		16	26.574	171.1	47.079		38.570	185.1	1:52.223	
8	27.032	170.1	47.368		39.020	184.4	1:53.420										
9	26.829	170.1	47.263		38.727	184.0	1:52.819										
43 Nobuteru TANIGUCHI JPN BMW 320si I																	
1	1:17.664	79.3	1:09.027		52.715	72.3	3:19.406		10	28.254	163.6	48.689		40.152	181.0	1:57.095	
2	34.811	138.8	1:02.544		43.113	177.5	2:20.468		11	27.646	163.3	49.284		40.099	181.8	1:57.029	
3	29.442	151.0	50.991		40.727	180.7	2:01.160		12	27.794	152.5	48.891		40.509	180.7	1:57.194	
4	28.314	156.2	49.840		40.379	180.0	1:58.533		13	28.812	146.3	49.385		40.068	182.1	1:58.265	
5	28.734	151.0	49.540		40.488	181.0	1:58.762		14	28.355	152.2	49.569		40.513	181.4	1:58.437	
6	28.110	156.2	49.318		39.924	182.1	1:57.352		15	27.523	166.9	48.634		39.732	181.8	1:55.889	
7	27.678	163.0	48.812		39.977	182.1	1:56.467		16	27.858	156.7	49.009		39.852	175.0	1:56.719	
8	27.551	170.7	48.511		39.794	182.5	1:55.856										
9	27.464	171.1	48.590		39.839	181.4	1:55.893										



Circuit Length - 3.703 kilometres
Okayama International Circuit

2010 FIA World Touring Car Championship Race 1 - Sector Analysis Report

Lap	S1 Time	S1 Spd	S2 Time	S2 Spd	S3 Time	S3 Spd	Lap Time	Pit	Lap	S1 Time	S1 Spd	S2 Time	S2 Spd	S3 Time	S3 Spd	Lap Time	Pit
44 Yoshihiro ITO JPN BMW 320si																	
1	1:16.631	78.7	1:08.462		53.080	66.0	3:18.173		9	28.599	155.9	50.105		41.806	180.7	2:00.510	
2	33.918	122.7	1:03.265		43.939	180.0	2:21.122		10	28.748	157.3	56.565		40.775	180.7	2:06.088	
3	41.858	151.5	49.798		42.320	181.0	2:13.976		11	27.475	168.2	50.363		40.606	181.0	1:58.444	
4	28.290	162.7	52.681		40.795	182.5	2:01.766		12	51.647	146.1	50.481		43.607	177.5	2:25.735	
5	28.994	151.7	50.169		41.205	181.0	2:00.368		13	37.731	154.9	49.884		40.838	181.0	2:08.453	
6	27.721	161.5	48.880		40.431	182.5	1:57.032		14	28.650	164.2	49.857		40.913	180.3	1:59.420	
7	44.425	144.6	49.867		40.713	181.4	2:15.005		15	29.312	157.6	49.851		40.989	180.7	2:00.152	
8	28.019	160.4	49.012		40.750	181.4	1:57.781										
45 Kevin CHEN TPE BMW 320si																	
1	1:18.924	84.1	1:09.187		52.454	70.8	3:20.565		6	28.341	164.5	50.088		41.280	177.8	1:59.709	
2	35.137	134.5	1:02.357		42.389	174.0	2:19.883		7	28.506	164.2	50.418		41.648	177.8	2:00.572	
3	29.694	149.0	51.542		53.045	179.6	2:14.281		8	28.696	164.8	49.934		41.131	179.2	1:59.761	
4	28.598	161.8	50.195		41.105	180.7	1:59.898		9	28.458	166.6	50.473		41.861	178.5	2:00.792	
5	37.681	163.0	50.508		41.745	177.5	2:09.934										
46 Masataka YANAGIDA JPN BMW 320si																	
1	1:23.754	100.1	1:08.877		51.526	73.5	3:24.157		10	27.880	163.6	49.510		40.525	178.5	1:57.915	
2	35.057	127.2	1:02.815		41.648	179.6	2:19.520		11	27.891	166.9	49.173		40.438	180.3	1:57.502	
3	29.359	143.5	51.207		41.159	179.6	2:01.725		12	27.643	165.7	49.325		40.189	180.7	1:57.157	
4	28.218	151.2	51.745		40.770	181.0	2:00.733		13	27.509	168.8	48.840		40.098	180.3	1:56.447	
5	27.698	162.7	50.356		40.541	180.7	1:58.595		14	27.180	172.0	48.727		39.835	181.0	1:55.742	
6	28.239	163.0	50.282		40.962	180.3	1:59.483		15	27.277	172.0	48.599		40.038	179.6	1:55.914	
7	27.998	165.1	50.430		40.292	180.7	1:58.720		16	27.994	161.2	49.398		40.140	181.0	1:57.532	
8	28.128	154.3	49.887		40.335	180.3	1:58.350										
9	27.782	156.2	50.029		40.322	179.2	1:58.133										
51 Henry HO MAC BMW 320si																	
1	1:20.722	76.0	1:09.175		51.870	69.0	3:21.767		9	28.459	166.3	50.154		40.812	179.6	1:59.425	
2	35.742	130.8	1:02.885		42.573	173.0	2:21.200		10	28.146	167.5	50.112		40.872	180.0	1:59.130	
3	30.980	134.5	52.955		43.181	178.9	2:07.116		11	28.263	170.4	49.931		41.488	179.6	1:59.682	
4	29.356	157.8	50.979		43.411	173.7	2:03.746		12	28.396	168.8	50.089		40.923	180.0	1:59.408	
5	29.524	157.3	50.558		42.351	180.0	2:02.433		13	28.315	165.7	50.085		40.984	178.2	1:59.384	
6	28.690	155.9	50.461		40.843	181.0	1:59.994		14	29.207	166.6	50.200		41.668	178.9	2:01.075	
7	28.644	165.1	50.323		40.927	179.2	1:59.894		15	28.649	158.4	52.064		42.007	178.2	2:02.720	
8	28.371	164.8	50.077		40.919	179.2	1:59.367										



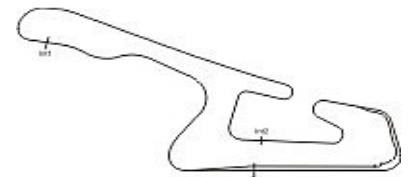
Circuit Length - 3.703 kilometres
Okayama International Circuit

2010 FIA World Touring Car Championship Race 1 - Sector Analysis Report

Lap S1 Time S1 Spd S2 Time S2 Spd S3 Time S3 Spd Lap Time Pit Lap S1 Time S1 Spd S2 Time S2 Spd S3 Time S3 Spd Lap Time Pit

72 Yukinori TANIGUCHI						JPN Chevrolet Lacetti						I		
1	1:14.550	81.4	1:06.807	55.139	71.4	3:16.496	10	28.129	166.6	48.607	41.066	183.2	1:57.802	
2	33.657	109.0	1:02.516	44.877	185.1	2:21.050	11	27.718	166.0	48.444	41.766	183.6	1:57.928	
3	31.111	164.2	50.484	40.593	184.4	2:02.188	12	27.837	167.5	49.030	40.422	184.0	1:57.289	
4	27.918	166.3	49.444	40.041	185.5	1:57.403	13	27.480	172.4	48.589	40.413	183.2	1:56.482	
5	27.381	174.7	48.447	39.833	184.8	1:55.661	14	27.646	171.7	49.060	40.302	184.0	1:57.008	
6	27.525	164.5	48.715	39.823	184.8	1:56.063	15	27.659	174.0	48.302	40.190	184.8	1:56.151	
7	28.380	143.7	49.442	39.692	184.8	1:57.514	16	27.628	170.7	48.770	41.160	154.1	1:57.558	
8	27.038	163.6	51.121	39.469	188.2	1:57.628								
9	27.018	177.1	48.536	40.041	185.1	1:55.595								

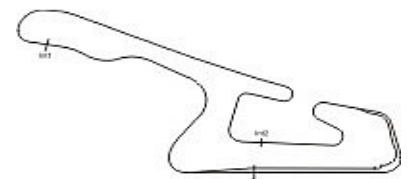
73 Michael ROSSI						FRA SEAT Leon TDI							
1	1:02.085	112.2	1:04.807	56.183		3:03.075	5	27.019	173.7	48.062	39.277	185.9	1:54.358
2	36.631	83.3	1:03.028	48.625	184.8	2:28.284	6	26.883	175.0	47.655	38.938	187.5	1:53.476
3	28.192	157.0	48.787	39.198	187.5	1:56.177							
4	27.339	155.7	48.664	39.505	184.8	1:55.508							



Circuit Length - 3.703 kilometres
Okayama International Circuit

2010 FIA World Touring Car Championship Race 1 - Best Sector Speeds Report

SECTOR 1				SECTOR 2		SECTOR 3						
POS	NO	NAME	SPEED	LAP	NO	SPEED	TRAP	AVAILABLE	NO	NAME	SPEED	LAP
1	5	MICHELISZ	183.2	11					5	MICHELISZ	189.8	12
2	6	MULLER	182.9	9					17	NYKJAER	189.8	10
3	11	PRIAULX	181.8	12					1	TARQUINI	189.4	8
4	7	HUFF	180.3	12					72	TANIGUCHI	188.2	8
5	8	MENU	180.3	10					20	O'YOUNG	187.5	10
6	10	FARFUS	177.5	13					29	TURKINGTON	187.5	9
7	41	DAHLGREN	177.5	14					73	ROSSI	187.5	3
8	25	HERNANDEZ	177.1	8					6	MULLER	187.1	8
9	72	TANIGUCHI	177.1	9					10	FARFUS	187.1	9
10	2	CORONEL	176.4	14					11	PRIAULX	187.1	12
11	17	NYKJAER	175.0	7					7	HUFF	186.7	12
12	73	ROSSI	175.0	6					18	BARTH	186.7	2
13	1	TARQUINI	174.7	4					24	POULSEN	186.7	8
14	24	POULSEN	173.0	8					15	ENGSTLER	185.9	7
15	29	TURKINGTON	173.0	15					8	MENU	185.5	6
16	46	YANAGIDA	172.0	14					41	DAHLGREN	185.1	3
17	20	O'YOUNG	171.7	13					2	CORONEL	184.8	2
18	15	ENGSTLER	171.1	9					3	MONTEIRO	184.8	2
19	21	BENNANI	171.1	13					21	BENNANI	183.2	8
20	43	TANIGUCHI	171.1	9					16	ROMANOV	182.9	4
21	51	HO	170.4	11					25	HERNANDEZ	182.9	9
22	44	ITO	168.2	11					43	TANIGUCHI	182.5	8
23	45	CHEN	166.6	9					44	ITO	182.5	4
24	16	ROMANOV	161.0	9					46	YANAGIDA	181.0	4
25	3	MONTEIRO	115.5	2					51	HO	181.0	6
26	26	D'ASTE	107.6	2					45	CHEN	180.7	4
27	18	BARTH	93.1	2					26	D'ASTE	178.5	2



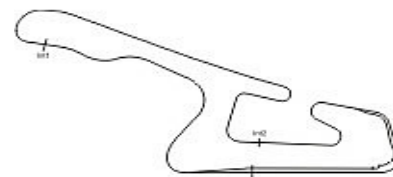
Weather/Track: Rain 14C/Wet 16C

Circuit Length - 3.703 kilometres
Okayama International Circuit

2010 FIA World Touring Car Championship Race 1 - Best Sector Times Report

POS	SECTOR 1			SECTOR 2			SECTOR 3			NO	NAME	IDEAL/BEST LAP COMPARISON			DIFF
	NO	TIME	LAP	NO	TIME	LAP	NO	TIME	LAP			IDEAL	BEST	LAP	
1	11	26.142	13	6	46.830	8	6	38.263	8	6	MULLER	1:51.330	1:51.813	9	+ 0.483
2	6	26.237	12	41	46.915	15	1	38.301	7	7	HUFF	1:51.719	1:51.975	12	+ 0.256
3	7	26.285	12	1	47.024	15	17	38.365	10	1	TARQUINI	1:51.792	1:52.057	8	+ 0.265
4	29	26.300	15	7	47.026	12	7	38.408	11	41	DAHLGREN	1:51.903	1:52.137	15	+ 0.234
5	5	26.307	11	17	47.084	13	10	38.483	15	11	PRIAULX	1:51.917	1:52.009	12	+ 0.092
6	10	26.369	11	11	47.088	11	29	38.486	9	17	NYKJAER	1:51.953	1:52.169	13	+ 0.216
7	1	26.467	13	10	47.130	10	41	38.515	14	10	FARFUS	1:51.982	1:52.108	15	+ 0.126
8	41	26.473	12	5	47.174	13	5	38.554	14	29	TURKINGTO	1:52.013	1:52.150	13	+ 0.137
9	17	26.504	13	29	47.227	13	11	38.687	12	5	MICHELISZ	1:52.035	1:52.496	12	+ 0.461
10	8	26.580	6	8	47.255	9	73	38.938	6	8	MENU	1:52.872	1:53.195	9	+ 0.323
11	73	26.883	6	73	47.655	6	8	39.037	7	73	ROSSI	1:53.476	1:53.476	6	+ 0.000
12	72	27.018	9	15	47.947	13	15	39.433	12	15	ENGSTLER	1:54.503	1:54.976	11	+ 0.473
13	21	27.112	14	24	48.117	5	24	39.438	12	24	POULSEN	1:54.671	1:54.821	12	+ 0.150
14	24	27.116	12	72	48.302	15	72	39.469	8	72	TANIGUCHI	1:54.789	1:55.595	9	+ 0.806
15	15	27.123	11	20	48.400	9	43	39.732	15	46	YANAGIDA	1:55.614	1:55.742	14	+ 0.128
16	46	27.180	14	43	48.511	8	20	39.746	7	43	TANIGUCHI	1:55.707	1:55.856	8	+ 0.149
17	2	27.220	4	2	48.599	8	16	39.792	9	2	CORONEL	1:55.766	1:55.947	4	+ 0.181
18	25	27.294	11	46	48.599	15	46	39.835	14	20	O'YOUNG	1:55.774	1:56.027	7	+ 0.253
19	43	27.464	9	25	48.618	7	21	39.905	12	21	BENNANI	1:55.880	1:56.293	14	+ 0.413
20	44	27.475	11	21	48.863	15	2	39.947	4	25	HERNANDEZ	1:55.962	1:56.014	8	+ 0.052
21	20	27.628	7	44	48.880	6	25	40.050	14	44	ITO	1:56.786	1:57.032	6	+ 0.246
22	16	27.652	9	16	49.635	9	44	40.431	6	16	ROMANOV	1:57.079	1:57.079	9	+ 0.000
23	51	28.146	10	51	49.931	11	51	40.812	9	51	HO	1:58.889	1:59.130	10	+ 0.241
24	45	28.341	6	45	49.934	8	45	41.105	4	45	CHEN	1:59.380	1:59.709	6	+ 0.329
25	26	33.955	2	18	1:00.437	2	26	46.283	2	26	D'ASTE	2:21.750	2:21.750	2	+ 0.000
26	18	34.532	2	26	1:01.512	2	18	47.740	2	18	BARTH	2:22.709	2:22.709	2	+ 0.000
27	3	35.016	2	3	1:01.721	2	3	48.264	2	3	MONTEIRO	2:25.001	2:25.001	2	+ 0.000

'Perfect Lap' - 1:51.235



Weather/Track: Rain 14C/Wet 16C

Circuit Length - 3.703 kilometres
Okayama International Circuit

2010 FIA World Touring Car Championship

RACE 1 - LAP CHART

Lap 1			Lap 2			Lap 3			Lap 4			Lap 5		
No	Behind	Laptime	No	Behind	Laptime	No	Behind	Laptime	No	Behind	Laptime	No	Behind	Laptime
11		2:52.324	11		2:35.171	11		1:54.267	11		1:53.920	7		1:54.331
10	0.779	2:53.103	10	0.927	2:35.319	7	0.514	1:53.395	7	0.146	1:53.552	11	1.060	1:55.537
7	1.921	2:54.245	7	1.386	2:34.636	10	1.722	1:55.062	10	1.637	1:53.835	10	2.329	1:55.169
29	3.670	2:55.994	29	1.986	2:33.487	1	3.187	1:54.939	1	2.104	1:52.837	1	2.520	1:54.893
5	5.688	2:58.012	5	2.159	2:31.642	29	4.340	1:56.621	29	5.583	1:55.163	29	4.485	1:53.379
1	7.205	2:59.529	1	2.515	2:30.481	6	4.688	1:55.595	6	5.949	1:55.181	6	4.883	1:53.411
8	8.442	3:00.766	8	3.275	2:30.004	5	4.930	1:57.038	5	6.475	1:55.465	5	5.445	1:53.447
6	8.441	3:00.765	6	3.360	2:30.090	73	5.774	1:56.177	73	7.362	1:55.508	73	7.243	1:54.358
73	10.751	3:03.075	73	3.864	2:28.284	8	7.414	1:58.406	17	9.912	1:55.858	17	8.934	1:53.499
15	13.612	3:05.936	15	5.134	2:26.693	17	7.974	1:56.354	8	14.257	2:00.763	8	13.579	1:53.799
3	15.465	3:07.789	3	5.295	2:25.001	20	12.412	2:00.065	20	15.578	1:57.086	2	21.988	1:57.763
17	17.034	3:09.358	17	5.887	2:24.024	2	16.675	2:02.560	2	18.702	1:55.947	72	22.639	1:55.661
20	18.213	3:10.537	20	6.614	2:23.572	16	17.520	2:00.361	72	21.455	1:57.403	41	25.336	1:55.955
24	19.371	3:11.695	24	7.526	2:23.326	25	17.743	2:02.499	25	23.255	1:59.432	20	25.831	2:04.730
18	20.254	3:12.578	18	7.792	2:22.709	72	17.972	2:02.188	41	23.858	1:56.086	25	27.178	1:58.400
2	21.629	3:13.953	2	8.382	2:21.924	43	19.272	2:01.160	43	23.885	1:58.533	43	28.170	1:58.762
26	22.503	3:14.827	26	9.082	2:21.750	15	21.464	2:10.597	16	25.796	2:02.196	15	29.615	1:58.052
25	23.215	3:15.539	25	9.511	2:21.467	41	21.692	2:02.943	15	26.040	1:58.496	16	30.138	1:58.819
72	24.172	3:16.496	72	10.051	2:21.050	21	23.147	2:01.599	21	29.836	2:00.609	21	33.951	1:58.592
16	24.970	3:17.294	16	11.426	2:21.627	46	23.640	2:01.725	46	30.453	2:00.733	46	34.571	1:58.595
44	25.849	3:18.173	44	11.800	2:21.122	51	28.321	2:07.116	24	35.233	1:57.541	24	37.125	1:56.369
43	27.082	3:19.406	43	12.379	2:20.468	44	31.509	2:13.976	51	38.147	2:03.746	44	45.246	2:00.368
45	28.241	3:20.565	45	12.953	2:19.883	24	31.612	2:18.353	45	38.945	1:59.898	51	46.103	2:02.433
41	28.803	3:21.127	41	13.016	2:19.384	45	32.967	2:14.281	44	39.355	2:01.766	45	54.402	2:09.934
51	29.443	3:21.767	51	15.472	2:21.200									
21	30.383	3:22.707	21	15.815	2:20.603									
46	31.833	3:24.157	46	16.182	2:19.520									

Weather/Track: Rain 14C/Wet 16C

www.mstworld.com

Page 1 of 4

Okayama
Circuit Length = 3.7030 km.
Start: 14:30 End: 15:01

Printed - 17:10 Sunday, 31 October 2010

2010 FIA World Touring Car Championship

RACE 1 - LAP CHART

(contd.)

Lap 6			Lap 7			Lap 8			Lap 9			Lap 10		
No	Behind	Laptime	No	Behind	Laptime	No	Behind	Laptime	No	Behind	Laptime	No	Behind	Laptime
7		1:52.452	7		1:52.450	7		1:52.307	7		1:52.168	7		1:52.088
11	2.176	1:53.568	11	3.053	1:53.327	11	3.215	1:52.469	11	3.247	1:52.200	11	3.513	1:52.354
10	3.854	1:53.977	10	4.867	1:53.463	6	4.731	1:51.869	6	4.376	1:51.813	6	4.321	1:52.033
29	5.047	1:53.014	6	5.169	1:52.238	10	6.608	1:54.048	10	7.202	1:52.762	10	7.641	1:52.527
6	5.381	1:52.950	5	6.794	1:53.310	5	7.530	1:53.043	5	7.941	1:52.579	5	8.625	1:52.772
5	5.934	1:52.941	29	7.284	1:54.687	29	8.629	1:53.652	29	9.655	1:53.194	29	10.034	1:52.467
73	8.267	1:53.476	17	9.723	1:52.689	17	9.790	1:52.374	17	10.629	1:53.007	17	10.882	1:52.341
17	9.484	1:53.002	1	10.916	1:52.618	1	10.666	1:52.057	1	11.456	1:52.958	1	12.452	1:53.084
1	10.748	2:00.680	8	15.594	1:53.534	8	17.430	1:54.143	8	18.457	1:53.195	8	20.022	1:53.653
8	14.510	1:53.383	41	29.342	1:55.159	41	30.455	1:53.420	41	31.106	1:52.819	41	31.464	1:52.446
2	25.757	1:56.221	2	30.088	1:56.781	2	35.024	1:57.243	2	39.699	1:56.843	2	45.479	1:57.868
72	26.250	1:56.063	72	31.314	1:57.514	72	36.635	1:57.628	72	40.062	1:55.595	72	45.776	1:57.802
41	26.633	1:53.749	20	33.555	1:56.027	20	37.736	1:56.488	20	42.030	1:56.462	20	46.564	1:56.622
20	29.978	1:56.599	25	36.295	1:56.482	25	40.002	1:56.014	25	44.176	1:56.342	25	49.146	1:57.058
25	32.263	1:57.537	43	37.087	1:56.467	43	40.636	1:55.856	43	44.361	1:55.893	43	49.368	1:57.095
43	33.070	1:57.352	15	37.497	1:56.524	15	49.153	2:03.963	15	52.584	1:55.599	15	55.530	1:55.034
15	33.423	1:56.260	21	45.852	1:58.098	24	49.569	1:55.569	24	53.972	1:56.571	24	57.411	1:55.527
21	40.204	1:58.705	24	46.307	1:57.063	21	51.911	1:58.366	21	57.319	1:57.576	21	1:02.582	1:57.351
46	41.602	1:59.483	46	47.872	1:58.720	46	53.915	1:58.350	46	59.880	1:58.133	46	1:05.707	1:57.915
24	41.694	1:57.021	51	1:01.089	1:59.894	51	1:08.149	1:59.367	51	1:15.406	1:59.425	51	1:22.448	1:59.130
44	49.826	1:57.032	45	1:09.781	2:00.572	45	1:17.235	1:59.761	45	1:25.859	2:00.792	44	1:40.197	2:06.088
51	53.645	1:59.994	44	1:12.381	2:15.005	44	1:17.855	1:57.781	44	1:26.197	2:00.510			
45	1:01.659	1:59.709												

Weather/Track: Rain 14C/Wet 16C

www.mstworld.com

Page 2 of 4

Okayama
Circuit Length = 3.7030 km.
Start: 14:30 End: 15:01

Printed - 17:10 Sunday, 31 October 2010

2010 FIA World Touring Car Championship

RACE 1 - LAP CHART

(contd.)

Lap 11			Lap 12			Lap 13			Lap 14			Lap 15		
No	Behind	Laptime	No	Behind	Laptime	No	Behind	Laptime	No	Behind	Laptime	No	Behind	Laptime
7		1:52.060	7		1:51.975	7		1:52.007	7		1:52.112	7		1:53.150
11	3.593	1:52.140	11	3.627	1:52.009	11	3.732	1:52.112	11	3.805	1:52.185	51	1 LAP	2:01.075
6	4.587	1:52.326	6	4.766	1:52.154	6	5.249	1:52.490	6	5.447	1:52.310	11	3.099	1:52.444
10	7.778	1:52.197	10	8.308	1:52.505	10	9.068	1:52.767	10	9.632	1:52.676	6	4.879	1:52.582
5	9.146	1:52.581	5	9.667	1:52.496	5	10.184	1:52.524	5	10.891	1:52.819	10	8.590	1:52.108
29	10.551	1:52.577	29	11.209	1:52.633	29	11.352	1:52.150	29	12.246	1:53.006	5	10.452	1:52.711
17	11.745	1:52.923	17	12.028	1:52.258	17	12.190	1:52.169	17	12.375	1:52.297	29	11.512	1:52.416
1	13.383	1:52.991	1	13.603	1:52.195	1	13.835	1:52.239	1	14.059	1:52.336	17	12.112	1:52.887
8	22.124	1:54.162	8	24.246	1:54.097	8	26.529	1:54.290	8	28.481	1:54.064	1	13.228	1:52.319
41	32.074	1:52.670	41	32.883	1:52.784	44	1 LAP	2:25.735	41	33.607	1:52.250	8	29.311	1:53.980
2	51.364	1:57.945	72	56.958	1:57.289	41	33.469	1:52.593	44	1 LAP	2:08.453	41	32.594	1:52.137
72	51.644	1:57.928	2	58.292	1:58.903	72	1:01.433	1:56.482	72	1:06.329	1:57.008	44	1 LAP	1:59.420
20	52.134	1:57.630	20	58.470	1:58.311	2	1:03.800	1:57.515	20	1:09.168	1:56.899	72	1:09.330	1:56.151
25	53.641	1:56.555	25	59.069	1:57.403	20	1:04.381	1:57.918	25	1:10.296	1:57.411	20	1:12.878	1:56.860
43	54.337	1:57.029	43	59.556	1:57.194	25	1:04.997	1:57.935	43	1:12.139	1:58.437	25	1:13.993	1:56.847
15	58.446	1:54.976	15	1:01.531	1:55.060	43	1:05.814	1:58.265	2	1:12.232	2:00.544	43	1:14.878	1:55.889
24	1:00.476	1:55.125	24	1:03.322	1:54.821	24	1:10.353	1:59.038	15	1:14.031	1:55.340	15	1:16.909	1:56.028
21	1:08.614	1:58.092	21	1:14.057	1:57.418	15	1:10.803	2:01.279	24	1:18.103	1:59.862	2	1:17.567	1:58.485
46	1:11.149	1:57.502	46	1:16.331	1:57.157	21	1:18.864	1:56.814	21	1:23.045	1:56.293	24	1:21.037	1:56.084
51	1:30.070	1:59.682	51	1:37.503	1:59.408	46	1:20.771	1:56.447	46	1:24.401	1:55.742	21	1:26.684	1:56.789
44	1:46.581	1:58.444				16	7 LAPS	15:53.908P	16	7 LAPS	2:08.408	46	1:27.165	1:55.914
						51	1:44.880	1:59.384				16	7 LAPS	1:57.757

Weather/Track: Rain 14C/Wet 16C

www.mstworld.com

Page 3 of 4

Okayama
Circuit Length = 3.7030 km.
Start: 14:30 End: 15:01

Printed - 17:10 Sunday, 31 October 2010

**2010 FIA World Touring Car Championship
RACE 1 - LAP CHART**

(contd.)

Lap 16			Lap 17			Lap 18			Lap 19			Lap 20		
No	Behind	Laptime	No	Behind	Laptime	No	Behind	Laptime	No	Behind	Laptime	No	Behind	Laptime
7		1:53.740												
11	2.977	1:53.618												
6	4.931	1:53.792												
10	8.596	1:53.746												
51	1 LAP	2:02.720												
5	9.742	1:53.030												
29	11.310	1:53.538												
1	13.876	1:54.388												
17	14.901	1:56.529												
8	30.022	1:54.451												
41	31.077	1:52.223												
44	1 LAP	2:00.152												
72	1:13.148	1:57.558												
20	1:15.995	1:56.857												
25	1:17.546	1:57.293												
43	1:17.857	1:56.719												
15	1:19.035	1:55.866												
2	1:22.055	1:58.228												
24	1:26.602	1:59.305												
21	1:30.373	1:57.429												
46	1:30.957	1:57.532												
16	7 LAPS	1:57.079												

Weather/Track: Rain 14C/Wet 16C

www.mstworld.com

Page 4 of 4


Okayama
Circuit Length = 3.7030 km.
Start: 14:30 End: 15:01

Printed - 17:10 Sunday, 31 October 2010

2010 FIA World Touring Car Championship GRID FOR RACE 2

ROW 14		26	D'ASTE	
ROW 13	18	BARTH	3	MONTEIRO
ROW 12	73	ROSSI	16	ROMANOV
ROW 11	45	CHEN	2	CORONEL
ROW 10	44	ITO	51	HO
ROW 9	46	YANAGIDA	21	BENNANI
ROW 8	24	POULSEN	15	ENGSTLER
ROW 7	43	TANIGUCHI	25	HERNANDEZ
ROW 6	20	O'YOUNG	72	TANIGUCHI
ROW 5	41	DAHLGREN	8	MENU
ROW 4	7	HUFF	11	PRIAULX
ROW 3	6	MULLER	10	FARFUS
ROW 2	5	MICHELISZ	29	TURKINGTON
ROW 1	1	TARQUINI	17	NYKJAER

POLE



Cars 3, 18, 26, 73 to back of grid, ref Stewards decisions 13 - 16.
Weather/Track: Rain 14C/Wet 16C

Okayama
Circuit Length = 3.7030 km.
Start: 14:30 End: 15:01

Race Director:	Steward:	Timekeeper:
----------------	----------	-------------

2010 FIA World Touring Car Championship
RACE 2 - PROVISIONAL CLASSIFICATION

POS	NO	CLS	DRIVER / TEAM	NAT	CAR	TIME	LAPS	GAP	KPH	BEST
1	10		Augusto FARFUS	BRA	BMW 320si	33:47.799	16		105.24	1:54.302
2	29		Colin TURKINGTON	GBR	BMW 320si	33:48.074	16	0.275	105.22	1:54.185
3	6		Yvan MULLER	FRA	Chevrolet Cruze	33:48.798	16	0.999	105.18	1:53.644
4	7		Robert HUFF	GBR	Chevrolet Cruze	33:49.896	16	2.097	105.13	1:53.557
5	8		Alain MENU	SUI	Chevrolet Cruze	33:50.900	16	3.101	105.08	1:54.162
6	41	T	Robert DAHLGREN	SWE	Volvo C30	33:51.239	16	3.440	105.06	1:54.418
7	17		Michel NYKJAER	DEN	SEAT Leon TDI	33:52.248	16	4.449	105.01	1:53.478
8	5		Norbert MICHELISZ	HUN	SEAT Leon TDI	33:53.506	16	5.707	104.94	1:54.444
9	2		Tom CORONEL	NED	SEAT Leon TDI	33:53.975	16	6.176	104.92	1:54.334
10	20	I	Darryl O'YOUNG	HKG	Chevrolet Lacetti	33:55.135	16	7.336	104.86	1:57.713
11	15	I	Franz ENGSTLER	GER	BMW 320si	33:55.687	16	7.888	104.83	1:56.713
12	24	I	Kristian POULSEN	DEN	BMW 320si	33:55.880	16	8.081	104.82	1:56.911
13	73		Michael ROSSI	FRA	SEAT Leon TDI	33:56.345	16	8.546	104.80	1:57.653
14	18		Fredy BARTH	SUI	SEAT Leon TDI	33:57.383	16	9.584	104.74	1:57.378
15	46	I	Masataka YANAGIDA	JPN	BMW 320si	33:58.702	16	10.903	104.67	1:57.477
16	16	I	Andrei ROMANOV	RUS	BMW 320si	33:58.772	16	10.973	104.67	1:57.441
17	72	I	Yukinori TANIGUCHI	JPN	Chevrolet Lacetti	34:01.110	16	13.311	104.55	1:57.534
18	26	I	Stefano D'ASTE	ITA	BMW 320si	34:01.753	16	13.954	104.52	1:57.655
19	43	I	Nobuteru TANIGUCHI	JPN	BMW 320si	34:15.181	16	27.382	103.83	1:59.440
20	21	I	Mehdi BENNANI	MAR	BMW 320si	34:19.178	16	31.379	103.63	1:57.879
21	45	I	Kevin CHEN	TPE	BMW 320si	34:29.999	15	1 LAP	96.65	2:00.821
22	51	I	Henry HO	MAC	BMW 320si	28:05.763	13	3 LAPS	102.87	1:59.263

NOT CLASSIFIED

25	I	Sergio HERNANDEZ	ESP	BMW 320si	23:47.242	11	D.N.F.	102.82	1:57.946
1		Gabriele TARQUINI	ITA	SEAT Leon TDI	21:33.490	10	D.N.F.	103.15	1:54.324
3		Tiago MONTEIRO	POR	SEAT Leon TDI	21:56.038	10	D.N.F.	101.38	1:56.981
44	I	Yoshihiro ITO	JPN	BMW 320si	16:05.490	7	D.N.F.	96.77	2:02.645
11		Andy PRIAULX	GBR	BMW 320si	7:31.076	3	D.N.F.	88.91	1:58.597

FASTEST LAP

17		Michel NYKJAER		SEAT Leon TDI	1:53.478	4	72.99mph	117.47kph
41	T	Robert DAHLGREN		Volvo C30	1:54.418	5	72.39mph	116.51kph
15	I	Franz ENGSTLER		BMW 320si	1:56.713	13	70.97mph	114.21kph

Okayama

Circuit Length = 3.7030 km.

Start: 16:00 End: 16:33

Weather/Track: Rain 13C/Wet 15C

Race Director:	Steward:	Timekeeper:	Issued at:
----------------	----------	-------------	------------

2010 FIA World Touring Car Championship
RACE 2 RESULT

POS	NO	CLS	DRIVER / TEAM	NAT	CAR	TIME	LAPS	GAP	KPH	BEST
1	29		Colin TURKINGTON	GBR	BMW 320si	33:48.074	16		105.22	1:54.185
2	6		Yvan MULLER	FRA	Chevrolet Cruze	33:48.798	16	0.724	105.18	1:53.644
3	7		Robert HUFF	GBR	Chevrolet Cruze	33:49.896	16	1.822	105.13	1:53.557
4	8		Alain MENU	SUI	Chevrolet Cruze	33:50.900	16	2.826	105.08	1:54.162
5	41	T	Robert DAHLGREN	SWE	Volvo C30	33:51.239	16	3.165	105.06	1:54.418
6	17		Michel NYKJAER	DEN	SEAT Leon TDI	33:52.248	16	4.174	105.01	1:53.478
7	5		Norbert MICHELISZ	HUN	SEAT Leon TDI	33:53.506	16	5.432	104.94	1:54.444
8	2		Tom CORONEL	NED	SEAT Leon TDI	33:53.975	16	5.901	104.92	1:54.334
9	20	I	Darryl O'YOUNG	HKG	Chevrolet Lacetti	33:55.135	16	7.061	104.86	1:57.713
10	15	I	Franz ENGSTLER	GER	BMW 320si	33:55.687	16	7.613	104.83	1:56.713
11	24	I	Kristian POULSEN	DEN	BMW 320si	33:55.880	16	7.806	104.82	1:56.911
12	73		Michael ROSSI	FRA	SEAT Leon TDI	33:56.345	16	8.271	104.80	1:57.653
13	18		Fredy BARTH	SUI	SEAT Leon TDI	33:57.383	16	9.309	104.74	1:57.378
14	46	I	Masataka YANAGIDA	JPN	BMW 320si	33:58.702	16	10.628	104.67	1:57.477
15	16	I	Andrei ROMANOV	RUS	BMW 320si	33:58.772	16	10.698	104.67	1:57.441
16	72	I	Yukinori TANIGUCHI	JPN	Chevrolet Lacetti	34:01.110	16	13.036	104.55	1:57.534
17	26	I	Stefano D'ASTE	ITA	BMW 320si	34:01.753	16	13.679	104.52	1:57.655
18	43	I	Nobuteru TANIGUCHI	JPN	BMW 320si	34:15.181	16	27.107	103.83	1:59.440
19	21	I	Mehdi BENNANI	MAR	BMW 320si	34:19.178	16	31.104	103.63	1:57.879
20	45	I	Kevin CHEN	TPE	BMW 320si	34:29.999	15	1 LAP	96.65	2:00.821
21	51	I	Henry HO	MAC	BMW 320si	28:05.763	13	3 LAPS	102.87	1:59.263

NOT CLASSIFIED

25	I	Sergio HERNANDEZ	ESP	BMW 320si	23:47.242	11	D.N.F.	102.82	1:57.946
1		Gabriele TARQUINI	ITA	SEAT Leon TDI	21:33.490	10	D.N.F.	103.15	1:54.324
3		Tiago MONTEIRO	POR	SEAT Leon TDI	21:56.038	10	D.N.F.	101.38	1:56.981
44	I	Yoshihiro ITO	JPN	BMW 320si	16:05.490	7	D.N.F.	96.77	2:02.645

FASTEST LAP

17		Michel NYKJAER		SEAT Leon TDI	1:53.478	4	72.99mph	117.47kph
41	T	Robert DAHLGREN		Volvo C30	1:54.418	5	72.39mph	116.51kph
15	I	Franz ENGSTLER		BMW 320si	1:56.713	13	70.97mph	114.21kph

Okayama

Cars 10 & 11 excluded following International Court of Appeal decision.

Circuit Length = 3.7030 km.

Weather/Track: Rain 13C/Wet 15C

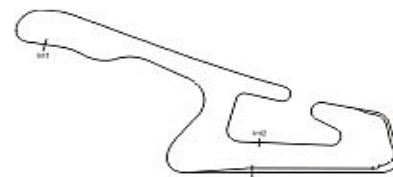
Start: 16:00 End: 16:33

Steward:	Steward:	Steward:	Issued at:
----------	----------	----------	------------

2010 FIA World Touring Car Championship

Race 2 - Sector Analysis Report

Lap	S1 Time	S1 Spd	S2 Time	S2 Spd	S3 Time	S3 Spd	Lap Time	Pit	Lap	S1 Time	S1 Spd	S2 Time	S2 Spd	S3 Time	S3 Spd	Lap Time	Pit
1 TARQUINI ITA SEAT Leon TDI																	
1	52.342	122.7	1:10.446		56.001	120.0	2:58.789		7	28.190	163.3	47.876		42.632	141.7	1:58.698	
2	37.005	105.2	1:08.270		45.229	183.6	2:30.504		8	39.127	68.3	1:13.455		43.601	184.8	2:36.183	
3	28.271	163.3	48.395		39.227	184.8	1:55.893		9	27.933	158.7	48.383		39.101	185.9	1:55.417	
4	27.488	170.4	47.645		39.412	183.2	1:54.545		10	27.722	164.5	47.739		39.351	184.4	1:54.812	
5	27.497	169.8	47.810		39.017	184.8	1:54.324										
6	27.657	172.0	47.401		39.267	183.6	1:54.325										
2 CORONEL NED SEAT Leon TDI																	
1	1:13.330	90.3	1:12.611		53.650	77.3	3:19.591		10	28.246	155.9	48.928		39.835	185.5	1:57.009	
2	34.903	105.0	1:08.652		40.716	182.5	2:24.271		11	27.924	145.3	49.103		40.082	184.4	1:57.109	
3	29.625	141.9	50.635		40.194	183.6	2:00.454		12	27.655	158.7	47.986		39.379	185.1	1:55.020	
4	28.620	154.9	48.959		39.865	183.2	1:57.444		13	27.413	161.2	47.617		39.304	185.9	1:54.334	
5	27.736	156.7	49.585		40.708	183.6	1:58.029		14	27.370	165.4	47.705		39.408	184.8	1:54.483	
6	27.932	149.5	49.427		40.055	180.7	1:57.414		15	28.084	153.0	47.829		40.139	178.2	1:56.052	
7	29.763	157.3	48.999		40.447	156.5	1:59.209		16	32.788	81.1	1:10.555		45.974	184.4	2:29.317	
8	29.397	140.6	1:04.423		43.158	183.2	2:16.978										
9	28.309	158.1	48.720		40.232	181.8	1:57.261										
3 MONTEIRO POR SEAT Leon TDI																	
1	2:01.192	142.6	50.399		40.740	159.0	3:32.331		7	28.271	159.2	51.481		41.497	169.1	2:01.249	
2	29.269	132.5	1:07.838		40.674	181.8	2:17.781		8	28.440	145.8	56.567		43.124	180.0	2:08.131	
3	28.394	139.7	50.233		41.276	184.0	1:59.903		9	28.981	140.8	50.636		41.276	179.6	2:00.893	
4	27.966	147.0	50.890		41.354	179.2	2:00.210		10	28.510	145.6	50.190		40.094	184.0	1:58.794	
5	28.653	152.5	51.320		39.792	184.0	1:59.765										
6	27.994	148.5	49.325		39.662	184.0	1:56.981										
5 MICHELISZ HUN SEAT Leon TDI																	
1	54.628	113.7	1:10.658		56.541	114.2	3:01.827		10	27.917	149.7	48.150		39.207	185.5	1:55.274	
2	36.377	113.2	1:07.434		44.370	184.8	2:28.181		11	27.669	166.9	48.232		39.103	182.9	1:55.004	
3	28.206	160.1	49.052		39.169	184.8	1:56.427		12	27.892	161.0	48.181		39.033	185.5	1:55.106	
4	27.625	163.9	51.949		39.057	186.3	1:58.631		13	27.537	161.0	48.038		39.030	184.4	1:54.605	
5	27.629	161.8	49.049		39.040	186.3	1:55.718		14	27.686	158.7	52.173		39.032	185.5	1:58.891	
6	27.529	159.5	48.256		38.659	187.1	1:54.444		15	32.041	151.2	48.774		40.167	163.0	2:00.982	
7	28.080	160.1	48.080		42.572	130.6	1:58.732		16	34.833	82.0	1:10.565		45.844	186.7	2:31.242	
8	35.846	89.3	1:13.852		42.350	185.5	2:32.048										
9	28.226	146.3	48.599		39.569	183.6	1:56.394										



Weather/Track: Rain 13C/Wet 15C

Circuit Length - 3.703 kilometres
Okayama International Circuit

2010 FIA World Touring Car Championship Race 2 - Sector Analysis Report

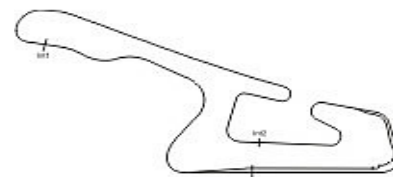
Lap S1 Time S1 Spd S2 Time S2 Spd S3 Time S3 Spd Lap Time Pit Lap S1 Time S1 Spd S2 Time S2 Spd S3 Time S3 Spd Lap Time Pit

6 MULLER			FRA			Chevrolet Cruze							
1	57.639	112.7	1:09.534	57.978	85.1	3:05.151	10	27.667	157.0	48.064	39.071	185.1	1:54.802
2	35.525	89.6	1:06.654	44.260	182.5	2:26.439	11	27.514	160.7	48.173	39.330	184.0	1:55.017
3	29.678	153.0	49.191	39.722	184.4	1:58.591	12	27.578	153.5	47.905	39.097	184.8	1:54.580
4	27.065	164.2	47.824	38.755	184.4	1:53.644	13	27.895	152.0	47.795	39.059	185.1	1:54.749
5	27.050	157.0	48.213	38.699	185.1	1:53.962	14	27.485	155.1	47.769	39.093	184.8	1:54.347
6	27.362	159.8	48.011	38.758	184.8	1:54.131	15	28.719	149.2	48.297	40.306	165.4	1:57.322
7	28.121	153.8	49.424	42.387	149.7	1:59.932	16	41.135	82.7	1:10.630	44.697	183.2	2:36.462
8	36.728	82.3	1:13.555	42.632	183.2	2:32.915							
9	28.635	155.1	48.712	39.407	184.4	1:56.754							

7 HUFF			GBR			Chevrolet Cruze							
1	1:00.121	72.9	1:09.317	57.723	69.9	3:07.161	10	27.547	154.3	48.270	39.087	185.9	1:54.904
2	35.274	99.5	1:06.323	44.277	181.8	2:25.874	11	27.311	160.1	48.158	39.329	185.5	1:54.798
3	28.675	148.5	49.329	40.282	184.4	1:58.286	12	27.680	151.0	47.846	39.484	184.4	1:55.010
4	27.217	166.0	47.966	39.164	184.4	1:54.347	13	27.346	144.9	48.193	39.217	185.1	1:54.756
5	27.160	161.2	48.154	38.851	184.4	1:54.165	14	27.244	153.3	47.932	39.273	184.0	1:54.449
6	27.051	167.5	47.612	38.894	183.2	1:53.557	15	28.344	150.2	48.805	40.988	147.5	1:58.137
7	27.715	161.8	49.047	42.781	140.8	1:59.543	16	40.114	81.1	1:10.695	44.923	177.8	2:35.732
8	36.328	86.5	1:13.622	42.946	184.4	2:32.896							
9	27.887	149.0	48.753	39.641	185.1	1:56.281							

8 MENU			SUI			Chevrolet Cruze							
1	1:00.626	90.8	1:09.263	58.098	70.2	3:07.987	10	27.556	160.7	48.605	39.602	184.8	1:55.763
2	35.272	106.8	1:06.188	44.190	182.5	2:25.650	11	27.271	168.2	47.935	39.321	184.4	1:54.527
3	28.564	149.2	50.062	40.471	183.6	1:59.097	12	27.266	157.0	48.263	39.369	183.6	1:54.898
4	27.704	168.2	48.147	39.588	183.6	1:55.439	13	27.048	161.8	47.941	39.173	185.1	1:54.162
5	27.020	174.4	48.176	39.364	185.5	1:54.560	14	27.156	157.8	48.189	39.442	182.9	1:54.787
6	26.934	170.1	48.079	39.369	184.8	1:54.382	15	27.706	159.8	48.632	40.727	155.4	1:57.065
7	27.561	164.2	48.094	41.929	122.2	1:57.584	16	39.616	77.3	1:10.864	45.220	177.5	2:35.700
8	35.786	88.9	1:13.889	42.560	183.6	2:32.235							
9	28.157	149.7	49.492	39.415	186.7	1:57.064							

10 FARFUS			BRA			BMW 320si							
1	56.235	102.5	1:10.168	56.592	105.7	3:02.995	10	27.962	159.0	47.879	39.072	185.1	1:54.913
2	36.404	104.5	1:07.222	44.617	179.6	2:28.243	11	27.758	159.8	47.886	39.251	183.2	1:54.895
3	28.045	159.5	48.345	39.591	184.8	1:55.981	12	27.614	162.4	47.458	39.372	183.6	1:54.444
4	27.977	160.4	47.816	39.008	184.4	1:54.801	13	27.511	162.7	47.751	39.088	183.6	1:54.350
5	27.343	164.8	47.908	39.090	186.3	1:54.341	14	27.723	160.4	47.701	39.071	182.9	1:54.495
6	27.538	161.5	47.871	38.893	185.1	1:54.302	15	28.580	152.8	48.151	40.404	149.7	1:57.135
7	28.282	150.0	48.172	40.702	161.2	1:57.156	16	41.880	77.6	1:10.725	45.621	180.0	2:38.226
8	39.242	69.9	1:13.588	43.290	182.1	2:36.120							
9	28.293	153.3	47.825	39.284	183.2	1:55.402							



Weather/Track: Rain 13C/Wet 15C

Circuit Length - 3.703 kilometres
Okayama International Circuit

2010 FIA World Touring Car Championship

Race 2 - Sector Analysis Report

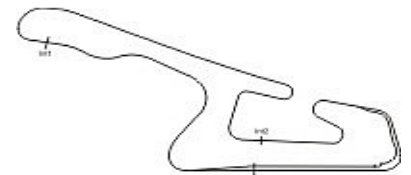
Lap S1 Time S1 Spd S2 Time S2 Spd S3 Time S3 Spd Lap Time Pit Lap S1 Time S1 Spd S2 Time S2 Spd S3 Time S3 Spd Lap Time Pit

11 PRIAULX				GBR		BMW 320si				
1				3:06.249	3					1:58.597
2				2:26.230						

15 ENGSTLER				GER		BMW 320si				I			
1	1:08.006	84.3	1:10.758	55.949	78.6	3:14.713	10	29.422	147.2	50.210	40.165	182.9	1:59.797
2	35.797	108.5	1:06.013	42.651	180.0	2:24.461	11	28.348	151.0	49.329	40.421	182.1	1:58.098
3	30.468	146.5	50.431	40.230	182.1	2:01.129	12	28.580	145.8	49.936	40.324	181.8	1:58.840
4	28.453	157.0	49.334	40.291	181.4	1:58.078	13	27.977	158.7	48.924	39.812	182.9	1:56.713
5	28.204	151.7	49.218	39.941	182.5	1:57.363	14	28.117	146.3	48.679	39.988	181.4	1:56.784
6	27.869	155.7	49.354	39.997	182.1	1:57.220	15	29.108	147.5	49.208	41.926	178.2	2:00.242
7	28.972	152.5	49.513	42.153	166.3	2:00.638	16	30.704	130.6	1:00.041	44.122	180.3	2:14.867
8	30.270	135.7	1:03.932	43.007	181.4	2:17.209							
9	29.191	150.0	50.013	40.331	184.0	1:59.535							

16 ROMANOV				RUS		BMW 320si				I			
1	1:15.215	89.3	1:14.023	52.726	72.3	3:21.964	10	28.358	144.4	49.801	39.968	182.5	1:58.127
2	34.089	104.5	1:09.337	41.597	178.5	2:25.023	11	33.206	157.3	49.078	39.542	182.1	2:01.826
3	29.422	152.2	50.165	41.479	182.9	2:01.066	12	29.149	136.1	49.888	39.429	182.9	1:58.466
4	29.273	145.3	51.215	42.672	182.9	2:03.160	13	28.590	145.3	49.698	39.953	180.0	1:58.241
5	29.507	143.0	51.175	39.948	182.9	2:00.630	14	28.529	155.9	49.292	39.620	181.0	1:57.441
6	28.241	150.7	53.492	42.952	181.8	2:04.685	15	29.185	144.0	49.613	40.436	179.2	1:59.234
7	34.012	143.3	50.387	40.671	171.4	2:05.070	16	30.704	119.8	52.052	42.179	181.8	2:04.935
8	29.588	131.9	49.953	40.473	182.5	2:00.014							
9	28.922	154.6	49.627	40.341	182.9	1:58.890							

17 NYKJAER				DEN		SEAT Leon TDI							
1	50.727	79.7	1:10.619	55.036	143.7	2:56.382	10	32.754	166.0	47.281	38.611	184.0	1:58.646
2	38.168	129.3	1:08.676	44.933	183.6	2:31.777	11	28.285	157.3	50.966	39.030	186.7	1:58.281
3	27.465	165.7	48.072	38.797	185.1	1:54.334	12	28.256	156.5	47.979	38.804	187.1	1:55.039
4	27.119	169.1	47.695	38.664	186.7	1:53.478	13	27.513	161.8	47.655	38.895	187.1	1:54.063
5	27.135	166.3	47.832	38.752	185.9	1:53.719	14	27.229	165.1	47.733	39.100	186.3	1:54.062
6	27.413	165.1	47.374	38.811	186.3	1:53.598	15	30.030	154.6	48.096	40.441	167.2	1:58.567
7	29.315	155.9	47.731	41.121	148.5	1:58.167	16	35.054	82.0	1:10.429	45.131	176.1	2:30.614
8	43.680	74.1	1:13.337	43.977	183.6	2:40.994							
9	27.320	162.7	54.076	39.131	188.2	2:00.527							



Weather/Track: Rain 13C/Wet 15C

Circuit Length - 3.703 kilometres
Okayama International Circuit

2010 FIA World Touring Car Championship Race 2 - Sector Analysis Report

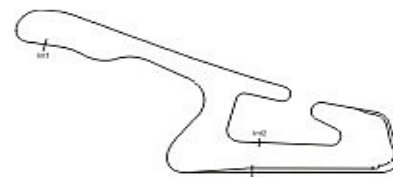
Lap S1 Time S1 Spd S2 Time S2 Spd S3 Time S3 Spd Lap Time Pit Lap S1 Time S1 Spd S2 Time S2 Spd S3 Time S3 Spd Lap Time Pit

18 BARTH				SUI				SEAT Leon TDI					
1	1:58.515	136.7	50.758	40.671	174.7	3:29.944	10	28.093	147.5	49.863	39.608	185.5	1:57.564
2	29.934	119.0	1:08.519	40.697	183.6	2:19.150	11	28.377	143.5	49.338	40.109	183.6	1:57.824
3	28.317	148.2	50.287	40.762	184.0	1:59.366	12	28.141	148.7	49.259	39.978	183.6	1:57.378
4	29.018	147.0	51.115	41.132	184.4	2:01.265	13	28.789	133.9	49.804	39.968	182.9	1:58.561
5	28.237	157.3	49.346	39.828	184.8	1:57.411	14	28.671	141.5	49.598	40.285	182.5	1:58.554
6	28.336	151.2	49.547	39.617	184.4	1:57.500	15	30.155	139.9	50.498	40.284	182.1	2:00.937
7	28.757	153.0	52.386	40.545	182.9	2:01.688	16	29.213	129.1	56.566	43.576	177.8	2:09.355
8	28.385	156.2	58.190	42.744	184.0	2:09.319							
9	29.303	144.6	49.985	42.279	180.3	2:01.567							

20 O'YOUNG				HKG				Chevrolet Lacetti				I	
1	1:04.550	72.9	1:09.914	56.974	74.2	3:11.438	10	29.061	146.1	49.393	40.175	185.9	1:58.629
2	35.867	112.6	1:05.805	43.522	182.1	2:25.194	11	28.459	147.2	49.680	41.377	186.3	1:59.516
3	28.650	149.5	49.442	40.512	181.8	1:58.604	12	28.764	148.7	49.763	40.109	185.9	1:58.636
4	28.561	155.7	49.081	40.120	182.9	1:57.762	13	28.572	150.2	49.221	39.965	185.5	1:57.758
5	28.624	154.9	49.265	40.438	184.0	1:58.327	14	28.287	153.5	49.317	40.109	184.8	1:57.713
6	28.566	158.7	49.599	40.119	184.0	1:58.284	15	29.029	158.1	49.427	41.632	180.0	2:00.088
7	29.270	157.3	49.991	43.041	173.0	2:02.302	16	30.851	132.1	59.786	44.397	182.1	2:15.034
8	30.321	143.7	1:04.054	42.650	185.1	2:17.025							
9	28.992	144.4	49.478	40.355	182.9	1:58.825							

21 BENNANI				MAR				BMW 320si				I	
1	1:09.421	88.4	1:11.241	55.990	68.0	3:16.652	10	28.720	146.1	51.350	40.050	183.2	2:00.120
2	35.479	103.8	1:06.378	41.878	181.8	2:23.735	11	28.205	141.0	50.021	40.235	181.0	1:58.461
3	30.269	142.6	50.339	50.104	181.8	2:10.712	12	28.781	120.6	54.064	40.096	181.8	2:02.941
4	28.764	149.7	49.779	41.142	181.0	1:59.685	13	28.325	147.0	49.562	40.160	182.1	1:58.047
5	29.071	146.3	51.626	40.126	181.8	2:00.823	14	28.538	145.6	54.071	39.796	181.0	2:02.405
6	27.755	159.2	49.681	40.443	180.7	1:57.879	15	44.845	134.7	51.155	40.582	180.3	2:16.582
7	28.531	150.2	57.052	41.875	177.5	2:07.458	16	30.096	142.1	50.736	40.555	180.7	2:01.387
8	29.996	131.9	51.063	41.596	180.3	2:02.655							
9	29.023	141.5	50.369	40.244	179.6	1:59.636							

24 POULSEN				DEN				BMW 320si				I	
1	1:08.808	84.9	1:10.786	56.152	71.6	3:15.746	10	28.903	137.8	50.290	39.961	183.2	1:59.154
2	35.623	107.7	1:06.539	41.756	182.5	2:23.918	11	28.445	140.6	49.483	39.856	184.8	1:57.784
3	30.937	129.8	52.719	40.734	184.0	2:04.390	12	28.770	144.9	50.230	39.933	185.1	1:58.933
4	28.502	156.7	48.863	39.933	184.4	1:57.298	13	28.310	145.8	49.092	39.690	185.9	1:57.092
5	27.906	153.5	49.522	39.882	183.6	1:57.310	14	28.195	137.8	48.991	39.725	183.6	1:56.911
6	28.647	139.1	50.503	40.104	180.0	1:59.254	15	29.078	145.1	49.589	41.266	167.2	1:59.933
7	29.819	132.7	51.769	40.946	181.0	2:02.534	16	30.541	128.5	59.864	43.942	182.1	2:14.347
8	28.860	140.8	1:02.208	43.049	182.1	2:14.117							
9	28.438	155.1	48.950	39.771	184.4	1:57.159							

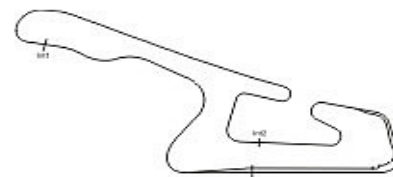


Weather/Track: Rain 13C/Wet 15C

Circuit Length - 3.703 kilometres
Okayama International Circuit

2010 FIA World Touring Car Championship Race 2 - Sector Analysis Report

Lap	S1 Time	S1 Spd	S2 Time	S2 Spd	S3 Time	S3 Spd	Lap Time	Pit	Lap	S1 Time	S1 Spd	S2 Time	S2 Spd	S3 Time	S3 Spd	Lap Time	Pit
25 HERNANDEZ ESP BMW 320si I																	
1	1:05.143	72.4	1:10.158		56.892	68.5	3:12.193		7	29.129	152.8	49.605		42.886	176.8	2:01.620	
2	35.761	104.2	1:05.824		43.478	179.2	2:25.063		8	30.312	134.1	1:04.062		43.117	180.7	2:17.491	
3	28.698	144.0	49.855		40.618	180.7	1:59.171		9	29.054	154.9	49.693		40.589	181.4	1:59.336	
4	28.460	159.5	49.652		40.420	180.7	1:58.532		10	28.770	149.2	49.491		41.298	181.0	1:59.559	
5	28.078	160.7	49.506		40.477	180.0	1:58.061		11	28.624	152.5	49.283		40.363	181.0	1:58.270	
6	28.218	153.5	49.400		40.328	179.6	1:57.946										
26 D'ASTE ITA BMW 320si I																	
1	1:17.572	80.5	1:13.263		54.109	74.4	3:24.944		10	29.072	154.1	49.938		40.438	179.6	1:59.448	
2	33.010	118.7	1:09.123		41.349	177.1	2:23.482		11	28.686	156.7	49.741		39.882	178.9	1:58.309	
3	29.286	143.5	56.540		40.308	178.5	2:06.134		12	37.254	142.4	50.037		40.507	180.3	2:07.798	
4	28.417	162.4	49.923		41.074	173.7	1:59.414		13	27.919	153.3	49.737		39.999	178.9	1:57.655	
5	28.914	156.2	50.107		40.616	177.1	1:59.637		14	28.056	150.5	49.838		40.539	176.8	1:58.433	
6	29.071	145.6	49.669		40.299	177.1	1:59.039		15	29.377	151.2	49.101		40.477	178.9	1:58.955	
7	29.444	128.3	52.612		41.893	176.1	2:03.949		16	29.091	139.3	52.200		41.904	175.4	2:03.195	
8	29.915	142.6	50.879		41.047	179.2	2:01.841										
9	29.421	155.1	49.514		40.585	177.5	1:59.520										
29 TURKINGTON GBR BMW 320si I																	
1	53.366	120.0	1:11.024		55.973	98.4	3:00.363		10	27.941	156.5	48.034		38.966	184.4	1:54.941	
2	36.513	125.5	1:08.028		44.820	181.0	2:29.361		11	27.768	161.2	48.043		39.057	184.0	1:54.868	
3	28.359	152.5	48.709		39.154	183.6	1:56.222		12	27.549	165.7	47.735		38.901	184.4	1:54.185	
4	27.549	159.2	48.158		39.205	184.0	1:54.912		13	27.425	162.1	47.969		38.963	184.0	1:54.357	
5	27.461	156.7	48.497		38.977	184.8	1:54.935		14	27.545	155.1	48.144		38.996	184.0	1:54.685	
6	27.363	163.6	47.971		38.935	184.8	1:54.269		15	28.541	149.7	48.185		39.954	148.7	1:56.680	
7	28.722	144.6	49.658		41.025	145.1	1:59.405		16	41.869	79.2	1:10.772		44.811	183.6	2:37.452	
8	38.499	70.8	1:13.544		42.868	183.2	2:34.911										
9	28.932	145.3	48.403		39.193	185.1	1:56.528										
41 DAHLGREN SWE Volvo C30 T																	
1	1:01.678	82.1	1:09.441		57.435	67.9	3:08.554		10	27.643	153.8	48.425		39.685	183.2	1:55.753	
2	35.514	112.0	1:06.137		43.737	182.1	2:25.388		11	27.362	156.5	48.007		39.174	182.9	1:54.543	
3	28.681	143.5	49.910		40.352	182.5	1:58.943		12	27.276	152.0	48.179		39.599	182.5	1:55.054	
4	28.330	163.3	47.957		39.373	183.6	1:55.660		13	27.432	149.2	48.122		39.003	183.6	1:54.557	
5	27.474	159.0	47.943		39.001	185.1	1:54.418		14	27.396	154.6	48.696		38.803	183.6	1:54.895	
6	27.183	156.7	47.964		39.448	181.8	1:54.595		15	27.982	154.1	48.327		41.249	147.5	1:57.558	
7	27.637	152.0	48.168		42.671	135.5	1:58.476		16	38.970	76.8	1:10.483		45.020	172.0	2:34.473	
8	35.414	87.8	1:13.566		42.352	183.6	2:31.332										
9	28.326	148.0	49.272		39.442	184.8	1:57.040										

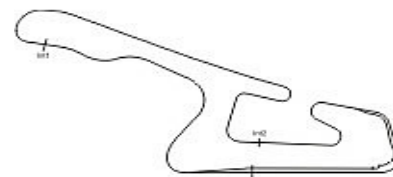


Weather/Track: Rain 13C/Wet 15C

Circuit Length - 3.703 kilometres
Okayama International Circuit

2010 FIA World Touring Car Championship Race 2 - Sector Analysis Report

Lap	S1 Time	S1 Spd	S2 Time	S2 Spd	S3 Time	S3 Spd	Lap Time	Pit	Lap	S1 Time	S1 Spd	S2 Time	S2 Spd	S3 Time	S3 Spd	Lap Time	Pit
43 TANIGUCHI																	
JPN									BMW 320si								
1	1:06.380	83.6	1:10.553		56.317	76.5	3:13.250		10	29.644	128.2	51.291		40.510	178.9	2:01.445	
2	35.953	115.3	1:05.471		44.218	178.2	2:25.642		11	29.905	144.2	50.569		40.943	178.9	2:01.417	
3	31.461	139.9	52.644		40.604	178.5	2:04.709		12	29.524	133.3	50.494		40.448	179.6	2:00.466	
4	30.451	134.3	51.150		40.410	178.9	2:02.011		13	29.234	140.8	49.906		40.300	180.0	1:59.440	
5	29.229	152.8	49.923		41.613	176.1	2:00.765		14	28.986	145.3	50.238		41.026	178.2	2:00.250	
6	30.587	133.5	51.956		41.947	177.5	2:04.490		15	30.479	140.4	52.035		42.404	161.8	2:04.918	
7	30.806	134.3	52.846		41.663	167.9	2:05.315		16	31.561	132.7	51.209		42.431	168.8	2:05.201	
8	29.862	140.8	50.616		41.035	175.7	2:01.513										
9	29.683	143.0	52.586		42.080	178.5	2:04.349										
44 ITO																	
JPN									BMW 320si								
1	1:12.957	84.6	1:11.525		54.644	67.3	3:19.126		5	29.331	142.8	51.450		42.139	164.8	2:02.920	
2	34.925	106.5	1:07.940		41.386	178.2	2:24.251		6	32.156	141.2	51.960		41.497	176.1	2:05.613	
3	29.934	138.6	54.523		42.884	179.2	2:07.341		7	29.945	135.5	51.617		42.032	178.2	2:03.594	
4	30.045	136.9	50.776		41.824	178.5	2:02.645										
45 CHEN																	
TPE									BMW 320si								
1	1:14.447	87.4	1:14.157		52.782	74.0	3:21.386		9	29.646	144.6	50.765		41.340	178.2	2:01.751	
2	33.880	116.1	1:09.632		41.814	178.5	2:25.326		10	29.969	147.0	50.220		41.648	177.8	2:01.837	
3	29.088	157.6	50.594		41.139	179.6	2:00.821		11	30.244	144.4	51.026		41.857	177.8	2:03.127	
4	29.484	149.7	50.620		41.528	178.9	2:01.632		12	30.171	143.7	51.185		41.559	178.5	2:02.915	
5	29.482	148.5	53.741		43.084	177.5	2:06.307		13	30.490	143.7	51.245		41.675	177.8	2:03.410	
6	2:34.340	123.6	52.144		41.321	177.8	4:07.805		14	31.303	125.8	51.594		42.032	176.8	2:04.929	
7	29.805	139.7	51.027		41.851	176.8	2:02.683		15	30.078	138.6	52.168		41.898	177.1	2:04.144	
8	29.545	152.0	50.497		41.884	177.1	2:01.926										
46 YANAGIDA																	
JPN									BMW 320si								
1	1:10.418	79.7	1:11.375		55.758	61.9	3:17.551		10	28.902	149.0	49.120		40.253	180.3	1:58.275	
2	35.128	105.6	1:06.668		41.498	179.2	2:23.294		11	28.746	157.6	48.826		40.307	179.2	1:57.879	
3	30.143	140.4	50.908		40.170	178.9	2:01.221		12	28.402	149.5	48.920		40.155	178.5	1:57.477	
4	28.443	153.5	49.123		39.947	179.6	1:57.513		13	28.851	144.4	48.804		40.097	167.9	1:57.752	
5	28.596	154.3	49.533		40.210	180.3	1:58.339		14	28.971	151.7	50.766		40.450	173.4	2:00.187	
6	28.887	148.5	50.146		40.066	179.2	1:59.099		15	30.290	135.7	53.224		42.685	173.0	2:06.199	
7	29.711	143.3	52.294		40.487	179.6	2:02.492		16	30.921	131.0	52.099		42.615	173.0	2:05.635	
8	29.502	141.9	1:01.735		43.659	180.3	2:14.896										
9	29.779	138.6	50.217		40.897	179.6	2:00.893										

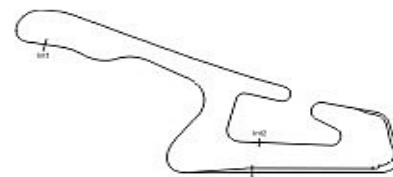


Weather/Track: Rain 13C/Wet 15C

Circuit Length - 3.703 kilometres
Okayama International Circuit

2010 FIA World Touring Car Championship Race 2 - Sector Analysis Report

Lap	S1 Time	S1 Spd	S2 Time	S2 Spd	S3 Time	S3 Spd	Lap Time	Pit	Lap	S1 Time	S1 Spd	S2 Time	S2 Spd	S3 Time	S3 Spd	Lap Time	Pit
51 HO MAC BMW 320si I																	
1	1:11.360	83.6	1:11.261		55.611	73.2	3:18.232		8	29.617	144.6	50.188		40.758	181.0	2:00.563	
2	35.007	110.4	1:07.664		41.364	176.8	2:24.035		9	30.427	133.5	50.222		40.632	181.8	2:01.281	
3	29.911	131.1	52.254		41.071	177.8	2:03.236		10	30.484	141.7	50.632		40.486	178.9	2:01.602	
4	29.443	131.7	51.567		41.484	178.9	2:02.494		11	29.649	136.3	51.121		40.589	180.0	2:01.359	
5	29.794	145.1	52.966		45.038	177.8	2:07.798		12	29.146	129.8	50.824		40.837	181.0	2:00.807	
6	31.890	142.1	50.666		40.639	178.5	2:03.195		13	28.942	145.8	50.106		40.215	181.4	1:59.263	
7	29.921	132.7	51.142		40.835	178.5	2:01.898										
72 TANIGUCHI JPN Chevrolet Lacetti I																	
1	1:02.977	72.8	1:10.097		56.713	74.6	3:09.787		10	29.348	150.5	49.149		40.962	184.0	1:59.459	
2	35.811	104.5	1:06.184		44.221	180.7	2:26.216		11	28.112	148.7	53.050		40.889	183.6	2:02.051	
3	31.123	149.2	50.588		41.052	183.2	2:02.763		12	28.362	150.0	49.504		40.254	184.8	1:58.120	
4	28.289	159.8	49.992		41.734	174.7	2:00.015		13	28.213	147.5	49.119		40.462	186.7	1:57.794	
5	28.348	151.2	49.787		40.627	181.4	1:58.762		14	28.402	137.6	50.288		40.270	183.6	1:58.960	
6	27.958	171.1	48.847		40.729	183.6	1:57.534		15	28.381	142.4	49.841		40.582	185.1	1:58.804	
7	28.720	154.6	50.055		41.728	177.1	2:00.503		16	29.265	147.2	52.634		41.693	182.9	2:03.592	
8	29.416	136.3	1:04.347		43.632	183.6	2:17.395										
9	27.969	158.7	1:00.006		41.380	178.5	2:09.355										
73 ROSSI FRA SEAT Leon TDI I																	
1							3:22.975		10							1:58.131	
2							2:24.198		11							1:57.819	
3							2:00.485		12							1:57.653	
4							1:59.185		13							1:58.541	
5							1:58.442		14							1:57.675	
6							1:57.947		15							1:59.519	
7							1:59.241		16							2:11.208	
8							2:12.708										
9							2:00.618										

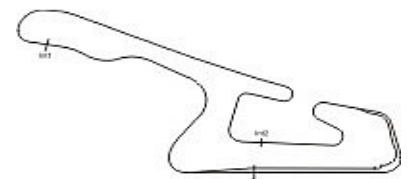


Weather/Track: Rain 13C/Wet 15C

Circuit Length - 3.703 kilometres
Okayama International Circuit

2010 FIA World Touring Car Championship Race 2 - Best Sector Speeds Report

SECTOR 1					SECTOR 2			SECTOR 3				
POS	NO	NAME	SPEED	LAP	NO	SPEED	TRAP	AVAILABLE	NO	NAME	SPEED	LAP
1	8	MENU	174.4	5	17	188.2			17	NYKJAER	188.2	9
2	1	TARQUINI	172.0	6	5	187.1			5	MICHELISZ	187.1	6
3	72	TANIGUCHI	171.1	6	8	186.7			8	MENU	186.7	9
4	17	NYKJAER	169.1	4	72	186.7			72	TANIGUCHI	186.7	13
5	7	HUFF	167.5	6	10	186.3			10	FARFUS	186.3	5
6	5	MICHELISZ	166.9	11	20	186.3			20	O'YOUNG	186.3	11
7	29	TURKINGTON	165.7	12	1	185.9			1	TARQUINI	185.9	9
8	2	CORONEL	165.4	14	2	185.9			2	CORONEL	185.9	13
9	10	FARFUS	164.8	5	7	185.9			7	HUFF	185.9	10
10	6	MULLER	164.2	4	24	185.9			24	POULSEN	185.9	13
11	41	DAHLGREN	163.3	4	18	185.5			18	BARTH	185.5	10
12	26	D'ASTE	162.4	4	6	185.1			6	MULLER	185.1	5
13	25	HERNANDEZ	160.7	5	29	185.1			29	TURKINGTON	185.1	9
14	3	MONTEIRO	159.2	7	41	185.1			41	DAHLGREN	185.1	5
15	21	BENNANI	159.2	6	3	184.0			3	MONTEIRO	184.0	3
16	15	ENGSTLER	158.7	13	15	184.0			15	ENGSTLER	184.0	9
17	20	O'YOUNG	158.7	6	21	183.2			21	BENNANI	183.2	10
18	45	CHEN	157.6	3	16	182.9			16	ROMANOV	182.9	3
19	46	YANAGIDA	157.6	11	51	181.8			51	HO	181.8	9
20	16	ROMANOV	157.3	11	25	181.4			25	HERNANDEZ	181.4	9
21	18	BARTH	157.3	5	26	180.3			26	D'ASTE	180.3	12
22	24	POULSEN	156.7	4	46	180.3			46	YANAGIDA	180.3	5
23	43	TANIGUCHI	152.8	5	43	180.0			43	TANIGUCHI	180.0	13
24	51	HO	145.8	13	45	179.6			45	CHEN	179.6	3
25	44	ITO	142.8	5	44	179.2			44	ITO	179.2	3



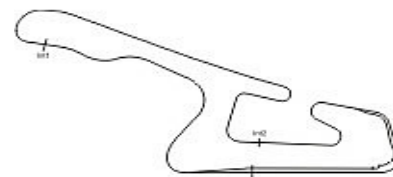
Weather/Track: Rain 13C/Wet 15C

Circuit Length - 3.703 kilometres
Okayama International Circuit

2010 FIA World Touring Car Championship Race 2 - Best Sector Times Report

POS	SECTOR 1			SECTOR 2			SECTOR 3			NO	NAME	IDEAL/BEST LAP COMPARISON			DIFF
	NO	TIME	LAP	NO	TIME	LAP	NO	TIME	LAP			IDEAL	BEST	LAP	
1	8	26.934	6	17	47.281	10	17	38.611	10	17	NYKJAER	1:53.011	1:53.478	4	+ 0.467
2	6	27.050	5	1	47.401	6	5	38.659	6	7	HUFF	1:53.514	1:53.557	6	+ 0.043
3	7	27.051	6	10	47.458	12	6	38.699	5	6	MULLER	1:53.518	1:53.644	4	+ 0.126
4	17	27.119	4	7	47.612	6	41	38.803	14	10	FARFUS	1:53.694	1:54.302	6	+ 0.608
5	41	27.183	6	2	47.617	13	7	38.851	5	1	TARQUINI	1:53.906	1:54.324	5	+ 0.418
6	10	27.343	5	29	47.735	12	10	38.893	6	41	DAHLGREN	1:53.929	1:54.418	5	+ 0.489
7	29	27.363	6	6	47.769	14	29	38.901	12	29	TURKINGTO	1:53.999	1:54.185	12	+ 0.186
8	2	27.370	14	8	47.935	11	1	39.017	5	8	MENU	1:54.042	1:54.162	13	+ 0.120
9	1	27.488	4	41	47.943	5	8	39.173	13	5	MICHELISZ	1:54.226	1:54.444	6	+ 0.218
10	5	27.529	6	5	48.038	13	2	39.304	13	2	CORONEL	1:54.291	1:54.334	13	+ 0.043
11	21	27.755	6	15	48.679	14	16	39.429	12	15	ENGSTLER	1:56.360	1:56.713	13	+ 0.353
12	15	27.869	6	46	48.804	13	18	39.608	10	24	POULSEN	1:56.459	1:56.911	14	+ 0.452
13	24	27.906	5	72	48.847	6	3	39.662	6	16	ROMANOV	1:56.748	1:57.441	14	+ 0.693
14	26	27.919	13	24	48.863	4	24	39.690	13	26	D'ASTE	1:56.902	1:57.655	13	+ 0.753
15	72	27.958	6	16	49.078	11	21	39.796	14	3	MONTEIRO	1:56.953	1:56.981	6	+ 0.028
16	3	27.966	4	20	49.081	4	15	39.812	13	18	BARTH	1:56.960	1:57.378	12	+ 0.418
17	25	28.078	5	26	49.101	15	26	39.882	11	72	TANIGUCHI	1:57.059	1:57.534	6	+ 0.475
18	18	28.093	10	18	49.259	12	46	39.947	4	21	BENNANI	1:57.113	1:57.879	6	+ 0.766
19	16	28.241	6	25	49.283	11	20	39.965	13	46	YANAGIDA	1:57.153	1:57.477	12	+ 0.324
20	20	28.287	14	3	49.325	6	51	40.215	13	20	O'YOUNG	1:57.333	1:57.713	14	+ 0.380
21	46	28.402	12	21	49.562	13	72	40.254	12	25	HERNANDEZ	1:57.689	1:57.946	6	+ 0.257
22	51	28.942	13	43	49.906	13	43	40.300	13	43	TANIGUCHI	1:59.192	1:59.440	13	+ 0.248
23	43	28.986	14	51	50.106	13	25	40.328	6	51	HO	1:59.263	1:59.263	13	+ 0.000
24	45	29.088	3	45	50.220	10	45	41.139	3	45	CHEN	2:00.447	2:00.821	3	+ 0.374
25	44	29.331	5	44	50.776	4	44	41.386	2	44	ITO	2:01.493	2:02.645	4	+ 1.152

'Perfect Lap' - 1:52.826



Weather/Track: Rain 13C/Wet 15C

Circuit Length - 3.703 kilometres
Okayama International Circuit

2010 FIA World Touring Car Championship

RACE 2 - LAP CHART

Lap 1			Lap 2			Lap 3			Lap 4			Lap 5		
No	Behind	Laptime	No	Behind	Laptime	No	Behind	Laptime	No	Behind	Laptime	No	Behind	Laptime
17		2:56.382	17		2:31.777	17		1:54.334	17		1:53.478	17		1:53.719
1	2.407	2:58.789	1	1.134	2:30.504	1	2.693	1:55.893	1	3.760	1:54.545	1	4.365	1:54.324
29	3.981	3:00.363	29	1.565	2:29.361	29	3.453	1:56.222	29	4.887	1:54.912	29	6.103	1:54.935
5	5.445	3:01.827	5	1.849	2:28.181	5	3.942	1:56.427	10	6.049	1:54.801	10	6.671	1:54.341
10	6.613	3:02.995	10	3.079	2:28.243	10	4.726	1:55.981	6	7.854	1:53.644	6	8.097	1:53.962
6	8.769	3:05.151	6	3.431	2:26.439	6	7.688	1:58.591	5	9.095	1:58.631	7	10.143	1:54.165
11	9.867	3:06.249	11	4.320	2:26.230	11	8.583	1:58.597	7	9.697	1:54.347	5	11.094	1:55.718
7	10.779	3:07.161	7	4.876	2:25.874	7	8.828	1:58.286	8	12.202	1:55.439	8	13.043	1:54.560
8	11.605	3:07.987	8	5.478	2:25.650	8	10.241	1:59.097	41	12.574	1:55.660	41	13.273	1:54.418
41	12.172	3:08.554	41	5.783	2:25.388	41	10.392	1:58.943	20	17.027	1:57.762	20	21.635	1:58.327
72	13.405	3:09.787	72	7.844	2:26.216	20	12.743	1:58.604	25	18.988	1:58.532	25	23.330	1:58.061
20	15.056	3:11.438	20	8.473	2:25.194	25	13.934	1:59.171	15	22.410	1:58.078	15	26.054	1:57.363
25	15.811	3:12.193	25	9.097	2:25.063	72	16.273	2:02.763	72	22.810	2:00.015	72	27.853	1:58.762
43	16.868	3:13.250	43	10.733	2:25.642	15	17.810	2:01.129	46	23.608	1:57.513	46	28.228	1:58.339
15	18.331	3:14.713	15	11.015	2:24.461	46	19.573	2:01.221	24	25.381	1:57.298	24	28.972	1:57.310
24	19.364	3:15.746	24	11.505	2:23.918	43	21.108	2:04.709	2	25.789	1:57.444	2	30.099	1:58.029
21	20.270	3:16.652	21	12.228	2:23.735	24	21.561	2:04.390	43	29.641	2:02.011	73	35.595	1:58.442
46	21.169	3:17.551	46	12.686	2:23.294	2	21.823	2:00.454	73	30.872	1:59.185	43	36.687	2:00.765
51	21.850	3:18.232	51	14.108	2:24.035	51	23.010	2:03.236	51	32.026	2:02.494	18	37.446	1:57.411
44	22.744	3:19.126	44	15.218	2:24.251	73	25.165	2:00.485	45	33.194	2:01.632	3	40.300	1:59.765
2	23.209	3:19.591	2	15.703	2:24.271	45	25.040	2:00.821	18	33.754	2:01.265	21	41.917	2:00.823
45	25.004	3:21.386	73	19.014	2:24.198	16	25.560	2:01.066	3	34.254	2:00.210	16	42.153	2:00.630
16	25.582	3:21.964	45	18.553	2:25.326	18	25.967	1:59.366	21	34.813	1:59.685	26	43.921	1:59.637
73	26.593	3:22.975	16	18.828	2:25.023	3	27.522	1:59.903	16	35.242	2:03.160	45	45.782	2:06.307
26	28.562	3:24.944	26	20.267	2:23.482	44	28.225	2:07.341	44	37.392	2:02.645	51	46.105	2:07.798
18	33.562	3:29.944	18	20.935	2:19.150	21	28.606	2:10.712	26	38.003	1:59.414	44	46.593	2:02.920
3	35.949	3:32.331	3	21.953	2:17.781	26	32.067	2:06.134						

Weather/Track: Rain 13C/Wet 15C

www.mstworld.com

Page 1 of 4

Okayama
Circuit Length = 3.7030 km.
Start: 16:00 End: 16:33

Printed - 16:38 Sunday, 31 October 2010

2010 FIA World Touring Car Championship

RACE 2 - LAP CHART

(contd.)

Lap 6			Lap 7			Lap 8			Lap 9			Lap 10		
No	Behind	Laptime	No	Behind	Laptime	No	Behind	Laptime	No	Behind	Laptime	No	Behind	Laptime
17		1:53.598	17		1:58.167	17		2:40.994	1		1:55.417	1		1:54.812
1	5.092	1:54.325	1	5.623	1:58.698	1	0.812	2:36.183	10	0.663	1:55.402	10	0.764	1:54.913
29	6.774	1:54.269	10	6.364	1:57.156	10	1.490	2:36.120	29	2.228	1:56.528	29	2.357	1:54.941
10	7.375	1:54.302	29	8.012	1:59.405	29	1.929	2:34.911	6	2.841	1:56.754	6	2.831	1:54.802
6	8.630	1:54.131	6	10.395	1:59.932	6	2.316	2:32.915	7	3.432	1:56.281	7	3.524	1:54.904
7	10.102	1:53.557	7	11.478	1:59.543	7	3.380	2:32.896	5	3.724	1:56.394	5	4.186	1:55.274
5	11.940	1:54.444	5	12.505	1:58.732	5	3.559	2:32.048	17	4.298	2:00.527	8	6.271	1:55.763
8	13.827	1:54.382	8	13.244	1:57.584	8	4.485	2:32.235	8	5.320	1:57.064	41	6.669	1:55.753
41	14.270	1:54.595	41	14.579	1:58.476	41	4.917	2:31.332	41	5.728	1:57.040	17	8.132	1:58.646
20	26.321	1:58.284	20	30.456	2:02.302	20	6.487	2:17.025	20	9.083	1:58.825	20	12.900	1:58.629
25	27.678	1:57.946	25	31.131	2:01.620	25	7.628	2:17.491	25	10.735	1:59.336	2	14.170	1:57.009
15	29.676	1:57.220	15	32.147	2:00.638	15	8.362	2:17.209	15	11.668	1:59.535	25	15.482	1:59.559
72	31.789	1:57.534	72	34.125	2:00.503	72	10.526	2:17.395	2	11.973	1:57.261	15	16.653	1:59.797
46	33.729	1:59.099	2	34.957	1:59.209	2	10.941	2:16.978	24	13.048	1:57.159	24	17.390	1:59.154
2	33.915	1:57.414	46	38.054	2:02.492	46	11.956	2:14.896	46	16.620	2:00.893	73	20.440	1:58.131
24	34.628	1:59.254	24	38.995	2:02.534	24	12.118	2:14.117	73	17.121	2:00.618	46	20.083	1:58.275
73	39.944	1:57.947	73	41.018	1:59.241	73	12.732	2:12.708	18	18.532	2:01.567	18	21.284	1:57.564
18	41.348	1:57.500	18	44.869	2:01.688	18	13.194	2:09.319	3	18.566	2:00.893	3	22.548	1:58.794
3	43.683	1:56.981	3	46.765	2:01.249	3	13.902	2:08.131	26	19.282	1:59.520	26	23.918	1:59.448
21	46.198	1:57.879	43	54.727	2:05.315	43	15.246	2:01.513	21	20.557	1:59.636	16	25.139	1:58.127
43	47.579	2:04.490	26	55.144	2:03.949	26	15.991	2:01.841	16	21.824	1:58.890	21	25.865	2:00.120
26	49.362	1:59.039	21	55.489	2:07.458	21	17.150	2:02.655	43	23.366	2:04.349	72	28.299	1:59.459
16	53.240	2:04.685	51	59.433	2:01.898	51	19.002	2:00.563	72	23.652	2:09.355	43	29.999	2:01.445
51	55.702	2:03.195	16	1:00.143	2:05.070	16	19.163	2:00.014	51	24.054	2:01.281	51	30.844	2:01.602
44	58.608	2:05.613	45	1 LAP	4:07.805	45	1 LAP	2:02.683	45	1 LAP	2:01.926	45	1 LAP	2:01.751
			44	1:04.035	2:03.594									

Weather/Track: Rain 13C/Wet 15C

www.mstworld.com

Page 2 of 4

Okayama
Circuit Length = 3.7030 km.
Start: 16:00 End: 16:33

Printed - 16:38 Sunday, 31 October 2010

2010 FIA World Touring Car Championship

RACE 2 - LAP CHART

(contd.)

Lap 11			Lap 12			Lap 13			Lap 14			Lap 15		
No	Behind	Laptime	No	Behind	Laptime	No	Behind	Laptime	No	Behind	Laptime	No	Behind	Laptime
10		1:54.895	10		1:54.444	10		1:54.350	10		1:54.495	10		1:57.135
29	1.566	1:54.868	29	1.307	1:54.185	29	1.314	1:54.357	29	1.504	1:54.685	29	1.049	1:56.680
6	2.189	1:55.017	6	2.325	1:54.580	6	2.724	1:54.749	6	2.576	1:54.347	6	2.763	1:57.322
7	2.663	1:54.798	7	3.229	1:55.010	7	3.635	1:54.756	7	3.589	1:54.449	7	4.591	1:58.137
5	3.531	1:55.004	5	4.193	1:55.106	5	4.448	1:54.605	8	5.697	1:54.787	8	5.627	1:57.065
8	5.139	1:54.527	8	5.593	1:54.898	8	5.405	1:54.162	41	6.770	1:54.895	41	7.193	1:57.558
41	5.553	1:54.543	41	6.163	1:55.054	41	6.370	1:54.557	5	8.844	1:58.891	17	12.061	1:58.567
17	10.754	1:58.281	17	11.349	1:55.039	17	11.062	1:54.063	17	10.629	1:54.062	5	12.691	2:00.982
2	15.620	1:57.109	2	16.196	1:55.020	2	16.180	1:54.334	2	16.168	1:54.483	2	15.085	1:56.052
20	16.757	1:59.516	20	20.949	1:58.636	20	24.357	1:57.758	20	27.575	1:57.713	20	30.528	2:00.088
25	18.093	1:58.270	15	23.488	1:58.840	15	25.851	1:56.713	15	28.140	1:56.784	15	31.247	2:00.242
15	19.092	1:58.098	24	24.004	1:58.933	24	26.746	1:57.092	24	29.162	1:56.911	24	31.960	1:59.933
24	19.515	1:57.784	73	25.809	1:57.653	46	28.738	1:57.752	73	33.180	1:57.675	73	35.564	1:59.519
73	22.600	1:57.819	46	25.336	1:57.477	73	30.000	1:58.541	46	34.430	2:00.187	18	38.455	2:00.937
46	22.303	1:57.879	18	26.383	1:57.378	18	30.594	1:58.561	18	34.653	1:58.554	46	43.494	2:06.199
18	23.449	1:57.824	16	35.328	1:58.466	16	39.219	1:58.241	16	42.165	1:57.441	16	44.264	1:59.234
26	26.568	1:58.309	21	37.164	2:02.941	21	40.861	1:58.047	72	46.276	1:58.960	72	47.945	1:58.804
21	28.667	1:58.461	72	38.367	1:58.120	72	41.811	1:57.794	26	47.165	1:58.433	26	48.985	1:58.955
16	31.306	2:01.826	26	39.922	2:07.798	26	43.227	1:57.655	21	48.771	2:02.405	43	1:00.407	2:04.918
72	34.691	2:02.051	43	41.779	2:00.466	43	46.869	1:59.440	43	52.624	2:00.250	21	1:08.218	2:16.582
43	35.757	2:01.417	51	42.907	2:00.807	51	47.820	1:59.263	45	1 LAP	2:03.410	45	1 LAP	2:04.929
51	36.544	2:01.359	45	1 LAP	2:03.127	45	1 LAP	2:02.915						
45	1 LAP	2:01.837												

Weather/Track: Rain 13C/Wet 15C

www.mstworld.com

Page 3 of 4

Okayama
Circuit Length = 3.7030 km.
Start: 16:00 End: 16:33

Printed - 16:38 Sunday, 31 October 2010

**2010 FIA World Touring Car Championship
RACE 2 - LAP CHART**

(contd.)

Lap 16			Lap 17			Lap 18			Lap 19			Lap 20		
No	Behind	Laptime	No	Behind	Laptime	No	Behind	Laptime	No	Behind	Laptime	No	Behind	Laptime
10		2:38.226												
29	0.275	2:37.452												
6	0.999	2:36.462												
7	2.097	2:35.732												
8	3.101	2:35.700												
41	3.440	2:34.473												
17	4.449	2:30.614												
5	5.707	2:31.242												
2	6.176	2:29.317												
20	7.336	2:15.034												
15	7.888	2:14.867												
73	8.546	2:11.208												
24	8.081	2:14.347												
18	9.584	2:09.355												
46	10.903	2:05.635												
16	10.973	2:04.935												
72	13.311	2:03.592												
26	13.954	2:03.195												
43	27.382	2:05.201												
21	31.379	2:01.387												
45	1 LAP	2:04.144												

Weather/Track: Rain 13C/Wet 15C

Okayama
Circuit Length = 3.7030 km.
Start: 16:00 End: 16:33