RELATIONSHIPS
We build a lot more for our clients than floating production units.
MODEC www.modec.com
SOFEC www.sofec.com
Profit from our experience.
FPSO/FSO • TLP • Semisubmersible • Operations • Mooring Systems • Marine Terminals
Tokyo • Houston • Singapore • Macaé

CAMERON'S PROCESS SYSTEMS DIVISION
Total Solutions.
Total Integration.
One Leading Provider.
Cameron's Process Systems division offers the full continuum of processing solutions and best-in-class project delivery.
From concept to completion, Cameron is the processing industry's Total Solutions Provider.
CAMERON www.c-a-m.com/ProcessSystems

184 Years Of Operating Experience, A 99 Percent Uptime Average And The Largest Floating Production Fleet In The World.
That's Confidence. That's SBM.
SBM OFFSHORE Technology Creating Value

AMERON BONDSTRAND®
Fiberglass-Composite Pipe Systems
The proven way to move fluids
WORLDWIDE MANUFACTURING, SALES & SERVICE
www.ameron-fpg.com
AMERON

World Leader in Conversions
Keppel Shipyard
51 Pioneer Sector 1 Singapore 628437 Tel: (65) 6861 4141 Fax: (65) 6861 7767 www.keppelshipyard.com

2010 WORLDWIDE SURVEY OF FLOATING PRODUCTION, STORAGE AND OFFLOADING (FPSO) UNITS

Organized by Vessel Names

PREPARED BY: Lindsey Wilhoit and Chad Supan of Mustang Engineering
ASSISTANCE FROM: E. Kurt Albaugh, PE of BHP Billiton
POSTER LAYOUT: Chris Jones of Xenon Group | www.xenongroupdesign.com

Offshore MAGAZINE
1455 West Loop South, Suite 400; Houston, TX 77027
Tel: 713-621-9720; Fax: 713-963-6296
www.offshore-mag.com

AUGUST 2010

E-mail comments, corrections, or additions to: posters@mustangeng.com
For additional copies E-mail: posters@pennwell.com.
Downloads available at www.offshore-mag.com.

MUSTANG A Wood Group Company

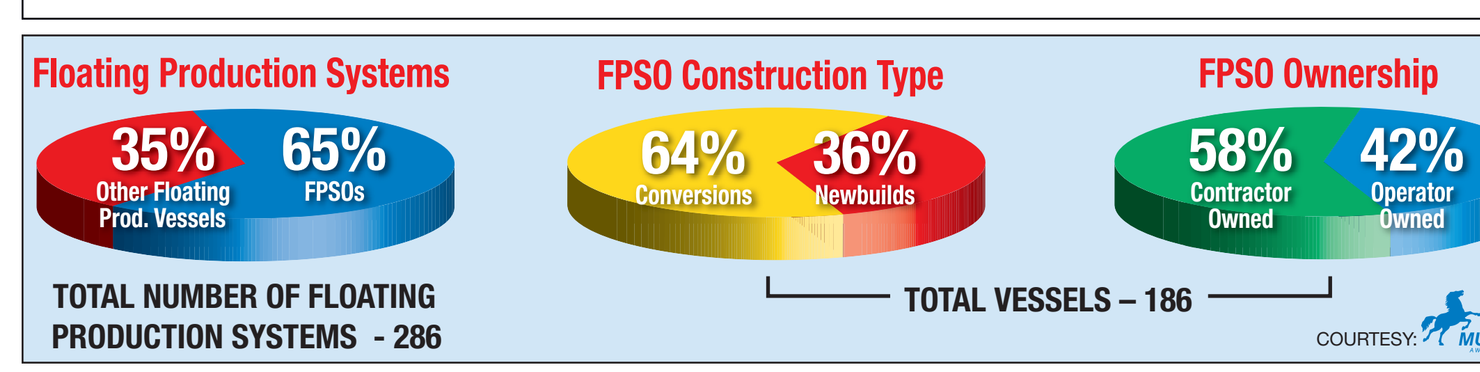

Every attempt has been made to locate and contact all the FPSO owners operating around the world. No owner(s) or FPSO contractor(s) were intentionally excluded from the survey. In some cases the owner or vessel has not been included because information was not supplied in time. We have attempted to make the survey as complete and accurate as possible. However, we make no guarantee that it is all inclusive. The information was collected from company brochures, websites, personal interviews, phone interviews, and in many cases by owner-supplied data. Neither Mustang Engineering, L.P., nor Offshore Magazine guarantees or assumes any responsibility or liability for any reliance on the information presented.

POSTER 87 ©2010 Offshore

NOTES:

1. *Seillean* has the ability to use gas for its own power production.
2. *Nan Hai Xi Wang* has a disconnectable Riser Tower Mooring (Fixed).
3. *The North Sea Producer* exports oil & gas via pipeline.
4. *Farwah* is only partly double-sided (i.e. not over entire cargo length).
5. *Fluminense* has the world's largest turret.
6. 11 (Phase 1)/22 (Phase 2)
7. Production and gas injection via wellhead platform
8. Production via wellhead platform
9. 4 risers + fluid transfer system
10. Combined with Production
11. This poster includes FPSOs that are either in operation, under construction, undergoing modification, conversions or repairs, sanctioned or decommissioned in 2010. It does not include FPSOs decommissioned prior to 2010.

CONSTRUCTION TYPE:
N - Newbuild C - Conversion

MOORING SYSTEM TYPE

IT	Internal Turret	SALS	Single Anchor Leg System
ET	External Turret	CALM	Catenary Anchor Leg Mooring
SM	Spread Mooring	SALM	Single Anchor Leg Mooring
RTM	Riser Turret Mooring	JSY	Jacket Soft Yoke
		TY	Tower Yoke

COMPANY ABBREVIATIONS

ABB Cnstrm	ABB/Astano/Coflexip/UiE
AENR	Agip Energy & Natural Resources
AESA	Astilleros Espanoles SA
Aker BO	Aker Borgestad Operations
Aker FP	Aker Floating Production
AMKC	Aker Maritime.Kiewit Contractors
APL	Advanced Production & Loading
APS	Apex Process Sytems
BLT	Berlian Laju Tanker
Bumi Armada	Bumi Armada Berhad
CACT	CNOOC, Chevron, Agip
CNOOC	China Offshore Oil Corp
Dalian	Dalian New Shipyard
DDD	Dubai Dry Docks
DD	Dry Docks
DSME	Daewoo Shipbuilding & Marine Engineering
FES	Flexible Engineering Solutions
FPS	Floating Production Systems
FSTP	Keppel FELS - Technip Consortium
GPS	Global Process Systems
GSI	Gas Services International
HES	Halliburton Energy Services
HHI	Hyundai Heavy Industries
Ikdam	Ikdam Production SA
IVI	Industrias Verolme Ishibras
KBR	Kellogg, Brown & Root
KMV	Kaldness Mek Versted
LMC	London Marine Consultants
MAS	Maersk, AMEX, SBM
McNulty	McNulty Offshore Construction
MHI	Mitsubishi Heavy Industries
MISC	Malaysia International Shipping Corp
MMHE	Malaysia Marine & Heavy Engineering
Newport News	Newport News Shipbuilding & Dry Dock
NSSC	National Steel & Shipbuilding Company
PGS	Petroleum Geo-Services
PNR	Pioneer Natural Resources
SBM	Single Buoy Mooring
Segen Cnstrm	Segen/Ishokawajima/Kure/Japao
Shanghai Hudong	Shanghai Hudong Shipyard
Songa	Songa Floating Production
Tsuneishi	Tsuneishi Shipbuilding Co
UC	United Consortium

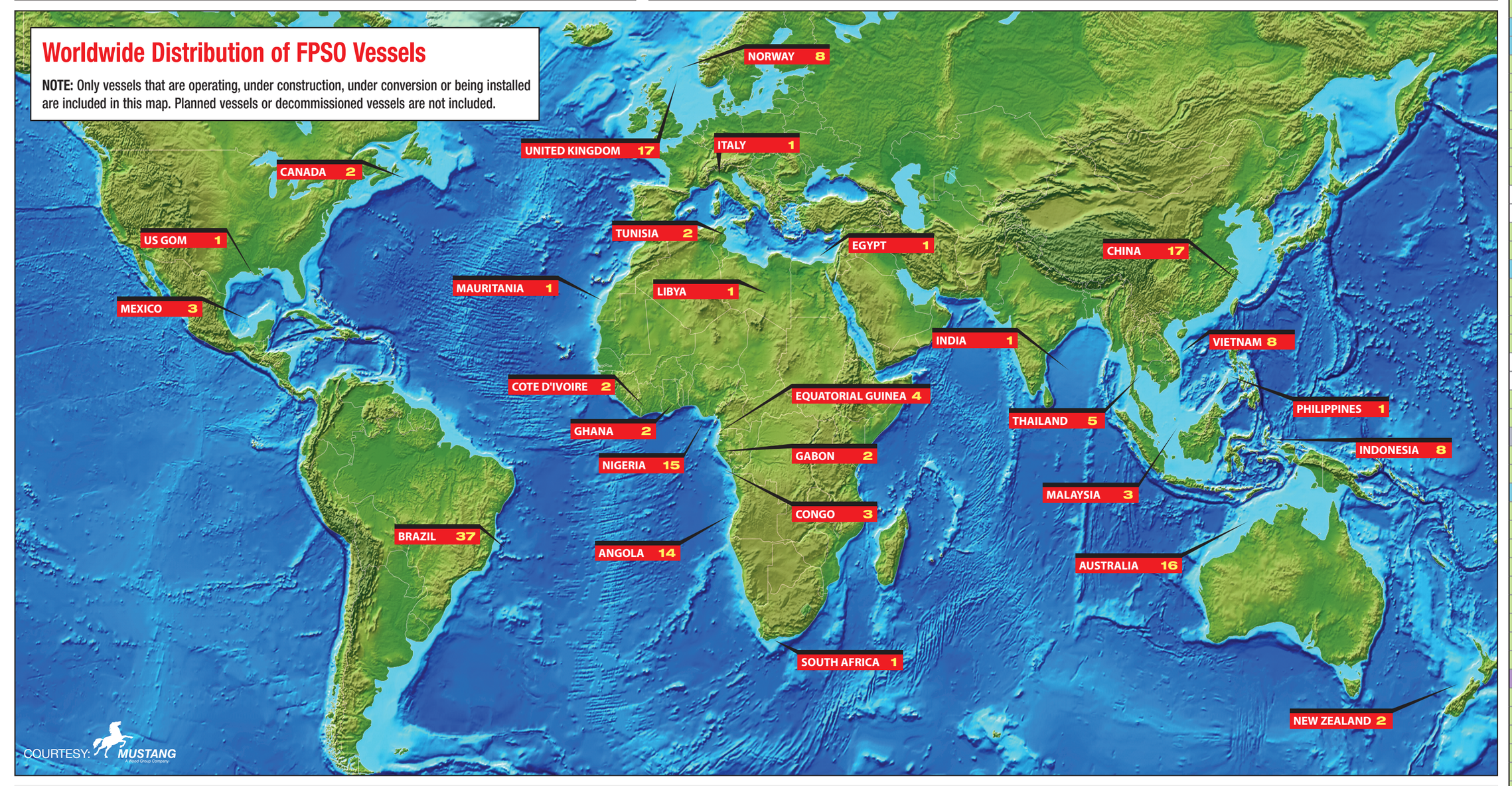

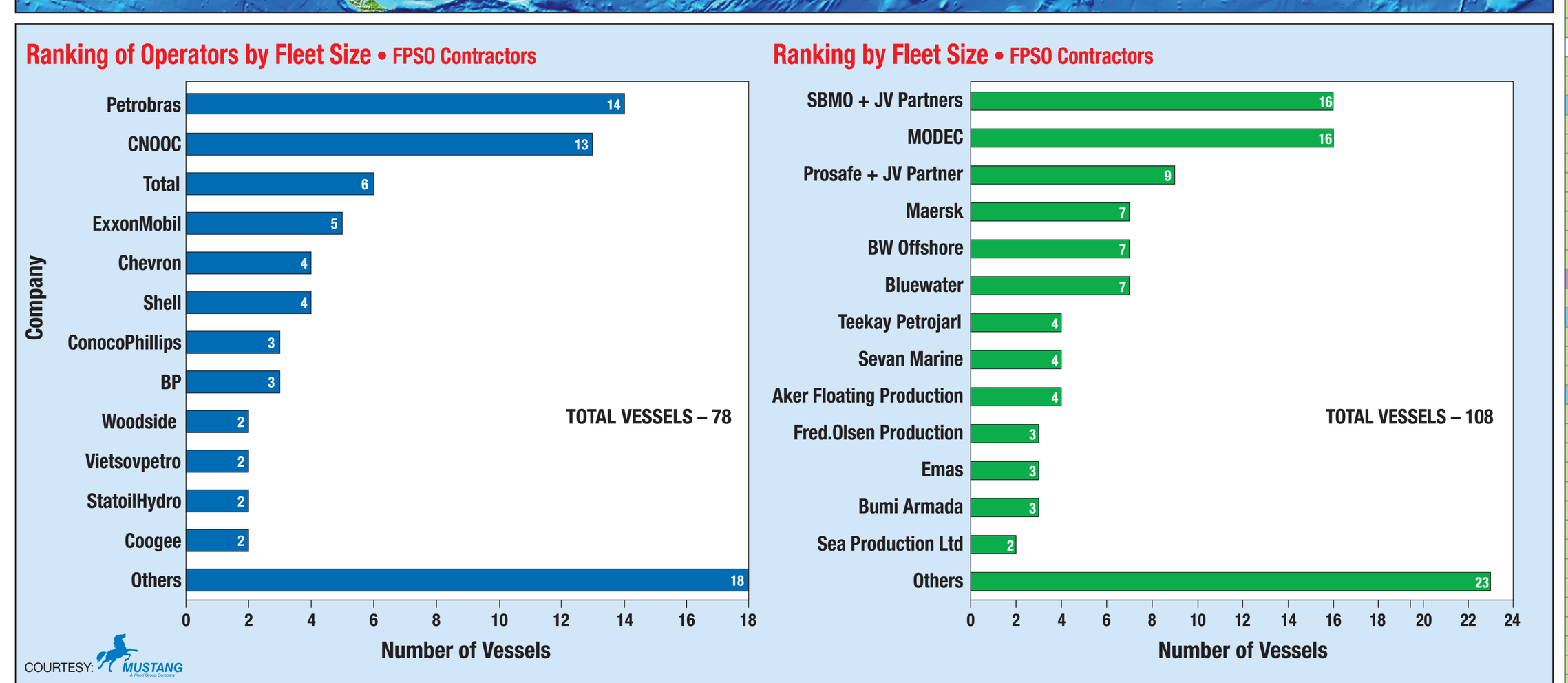

Status Legend: Operating | Conversion | Installation | Available | Plan to Build | Decomissioned | Construction | Operating - LPG FPU/FPSOs | Modification

VESSEL NAME & STATUS	FIRST OIL MONTH	FIRST OIL YEAR	FPSO OWNER	FPSO OPERATOR	FIELD OPERATOR (MAJORITY)	LEASED FPSO (CONTRACTOR OWNED)	LEASE EXPIRATION DATE / LEASE TERM (YEARS)	OPERATING WATER DEPTH (M)	FIELD or LOCATION	COUNTRY	RESERVES (MMBOE)	DETAIL ENGINEERING: TOPSIDES	DETAIL ENGINEERING: HULL	GENERAL CONTRACTOR (EPC)	FABRICATION YARDS: TOPSIDES	NEW BUILD HULL	CONVERSION / INTEGRATION	REPAIR	TURRET SUPPLIER/ SWIVEL MANUFACTURER
ABO	Apr	2003	Prosafe	Prosafe	ENI	Y	2011 (option 2013)	550	Abo	Nigeria	82	Prosafe/GSI	Prosafe	Prosafe	GSI		Keppel		
AGBAMI	July	2008	Chevron	Star Deepwater JV	NNPC	N		1,462	Agbami OPL 216, 217	Nigeria	770	KBR	DSME	DSME	DSME	Daewoo	Daewoo		SBM
AKER SMART 2			Aker FP	Aker BO		Y		TBD	Available	Indonesia						NSSC	Jurong		
AKER SMART 3			Aker FP	Aker BO		Y		TBD	Available	Indonesia						Hitachi Zosen	Jurong		
AKPO	Mar	2009	Total	Total	Total	N		1,325	Akpo OPL 246, OML-130	Nigeria	620	Technip	Technip	Technip & HHI JV	HHI	HHI			
AL ZAAFARANA	Nov	1994	Zaafarana Oil Company	Prosafe	Zaafarana Oil Company	Y		60	Zaafarana Block BN 1	Egypt	41	GSI	Kawasaki Dockyard	Prosafe	GSI		Jurong	Intelligent/Engr./Keppel	Prosafe
ALVHEIM	June	2008	Maersk	Maersk	Marathon	Y		120	Alvheim	Norway	225	Vetco Aibel		Maersk	Vetco Aibel		Keppel		APL
ANASURIA	Oct	1996	Shell	Shell	Shell	N		89	Teal, Teal South, Guillemot A, Cook	UK	119	Stork Protech	Mitsubishi HI	SBMO	AMEC	Mitsubishi	Mitsubishi		SBMO
ANGOLA PSVM		2011	MODEC	MODEC	BP	Y		1,980	Block 31 NE - Plutao, Saturno, Venus, Marte	Angola	600		MODEC	MODEC			Jurong		SOFEC
ANOA NATUNA	Apr	1990	Premier Oil	Premier Oil	Premier Oil	N		77	Anoa Block A	Indonesia	216	MODEC/NATCO	MODEC	MODEC	MODEC/Applied Engr.	IHI Marine	IHI		SOFEC
AOKA MIZU	July	2009	Bluewater	Bluewater	Nexen	Y		115	Ettrick Field, North Sea	UK	35	Bluewater/Aibel	Bluewater	Bluewater	Sembawang	Hitachi Zosen	Sembawang		Bluewater
ARMADA PERDANA	Dec	2009	Bumi Armada	Bumi Armada	ENI	Y		1,000	Oyo	Nigeria									
ARMADA PERKASA	June	2008	Bumi Armada	Bumi Armada	Afren/Amni	Y		164	Okoru Setu Field	Nigeria		Schlumberger/Albert Garraudy	KMV	Bumi Armada Navigation	Hug Seng		Keppel	Keppel	
ARMADA PERWIRA		2011	Bumi Armada	Bumi Armada	Vietsovpetro	Y		140	Te Giac Trang	Vietnam									
ASENG		2012	SBMO	SBMO	Noble	Y	15 Years	1,000	Aseng (Formerly Benita)	Eq Guinea		SBMO	SBMO	SBMO	Various				SBMO
ÅSGARD A	May	1999	StatoilHydro	StatoilHydro	Statoil/Saga	N		300	Åsgard	Norway	2,000	Aker/ABB	Maritime Tentech	Aker Stord	Aker Stord	Hitachi	Hitachi		SBMO
AZURITE FDPSO	Aug	2009	Prosafe		Murphy	Y	2016 (option 2024)	1,400	Pointe Noire	Congo	75		Prosafe	Prosafe	Various		Keppel		
BA VI		1993	Vietsovpetro	Vietsovpetro	Vietsovpetro	N		48	Dragon Block 9/16	Vietnam				SBMO			Keppel	Keppel	SBMO
BAOBAB IVOIRIEN MV 10	Aug	2005	MODEC	MODEC	CNR International	Y	2015 (option 2025)	970	Baobab	Cote d'Ivoire	123	Sime Sembcorp	MODEC	MODEC	Sime Sembcorp		Jurong	Jurong	SOFEC
BELANAK	Dec	2004	ConocoPhillips	ConocoPhillips	ConocoPhillips	N		90	Belanak West Natuna Block B	Indonesia	238	KBR	KBR	PT Brown & Root	McDermott	Dalian	Dalian		
BERGE HELENE	Feb	2006	BW Offshore	ABB	Woodside	Y		694	Chinguetti Field	Mauritania	125	ABB		BW Offshore	ABB		Keppel		APL, Sembawang
BERGE OKOLOBA TORU LPG		2005	BW Offshore	BW Offshore	Shell	Y		134	Bonny River	Nigeria							Sembawang		
BLEO HOLM	Apr	1999	Bluewater	Talisman	Talisman (Blake)	Y		109	Ross, Parry, Blake	UK	138	Fluor	Bluewater	Fluor	UiE Scotland	Hitachi	Hitachi		Bluewater
BOHAI MING ZHU	Dec	2002	CNOOC	ConocoPhillips/CNOOC	ConocoPhillips	N		31	Penglai 19-3 Block 11/05	China	103		SBMO			Jiangnan	Shanghai Jiangan		SBMO
BOHAI SHI JI (BOHAI CENTURY)	Oct	2001	CNOOC	CNOOC	CNOOC	N		20	Quinhuangdao 32-6	China	155	COOEC	MARIC	Dalian	COOEC/Dalian	Dalian	Dalian	Dalian	SOFEC
BOHAI YOU YI HAO	Nov	2004	CNOOC	CNOOC	CNOOC	N		22	Bozhong 28-1	China	191	NATCO	SBMO		NATCO	Hudong	Hudong		SBMO
BONGA	Nov	2005	Shell	Shell	Shell	N		1,250	Bonga	Nigeria	1,000	KBR/HES		AMEC	AMEC	Samsung	Samsung		
BOURBON OPALE	May	2006	Bourbon Offshore	Bourbon Offshore	PEMEX	N			Various	Mexico		Expro International		Maresca			Aker Tulcea		
BRASIL	Dec	2002	JV - SBMO/Partner	SBMO+JV Partner	Petrobras	Y	Confirmed extension May 2012	1,360	Roncador	Brazil	280	SBMO	SBMO	SBMO	Various		Keppel		SBMO
BROTOJOYO	July	2006	BLT	BLT	Pertamina/PetroChina	Y		75	Salawati	Indonesia		Kavin Engineering		Berlian Laju Tanker			Mitsui		
BUNGA KERTAS - LUKUT	Apr	2004	MISC	FVSB	Petronas	Y		62	Penara	Malaysia		Malaysia Shipyard & Engr.		INTEC	DPS/MSE		MISC	MSE	SBMO
BW ATHENA		2011	BW Offshore	BW Offshore	StatoilHydro	Y		825	Bressay	UK		Merpro	Ulstein Industrier		Merpro	Langstein			
BW PEACE	Apr	2011	BW Offshore	BW Offshore	Petrobras	Y	5 yr + 10 year ext option	2,500	Tupi	Brazil		M7		BW			Keppel		SOFEC
BW PIONEER	Aug	2010	BW Offshore	BW Offshore	Petrobras	Y		2,600	Cascade, Chinook	US GOM	500	Alliance		Technip	Alliance		Keppel		APL
CAPIXABA	June	2010	SBMO	SBMO	Petrobras	Y	12 Year Lease till June 2022	1,483	Cachalote	Brazil		SBMO	SBMO	SBMO	Various		Keppel		SBMO
CAPTAIN	Dec	1996	Chevron	Chevron	Chevron	N		104	Captain A, B, C	UK	350	ABB	Astano	ABB/Astano/Technip/UiE	Astano	Astano	Astano		Seanor
CHALLIS VENTURE	Dec	1989	Coogee	Coogee	Coogee	N		106	Challis, Cassini	Australia	58	NATCO		NATCO	IHI	IHI			
CHANG QING HAO (CNOOC 102)	Dec	2007	CNOOC	CNOOC	CNOOC	N		20	Bozhong 34/1	China	83		Bohai Oil Corp./SBM		MHI	Shanghai Hudong	Hudong		SBMO
CHI LINH		1985	Vietsovpetro	Vietsovpetro	Vietsovpetro	N		50	White Tiger	Vietnam		SBMO					Keppel	Keppel	SBMO
CHIM SAO	July	2011	Emas	Emas	Premier Oil	Y	2023 + 6 year option	250	Chim Sao	Vietnam				Emas					
CIDADE DE ANGRA dos REIS MV22		2010	MODEC	MODEC	Petrobras	Y	2025 (option 2030)	2,150	Tupi - Pilot Phase	Brazil	6,000		MODEC	MODEC			COSCO		SOFEC
CIDADE DE NITEROI MV 18 (Opportunity Oil)	Feb	2009	MODEC	MODEC	Petrobras	Y	9 years, option 6 years	1,500	Jabuti in Campos Basin	Brazil			MODEC	MODEC	MODEC/CNOOC Engr		COSCO		SOFEC
CIDADE DE RIO DE JANIERO MV14	Jan	2007	MODEC	MODEC	Petrobras	Y	8 years + 4 1-year options	1,350	Espadarte Sul Field (Espadarte, Voador, Marimba)	Brazil			MODEC	MODEC			Jurong		SOFEC
CIDADE DE SANTOS MV 20		2010	MODEC	MODEC	Petrobras	Y	12 years + 3 1-year ext	1,300	Urugua, Tambaú	Brazil			MODEC	MODEC			COSCO		SOFEC
CIDADE DE SAO MATEUS		2009	Prosafe	Prosafe	Petrobras	Y	2018 (option 2024)	763	Camarupim	Brazil	760	Vetco Aibel	Prosafe	Prosafe	Various		Keppel		
CIDADE DE VITORIA (GOLFINHO II)	Nov	2007	Saipem	Saipem	Petrobras	Y		1,386	Golfinho	Brazil				Saipem			DDD		
CIDADE RIO DAS OSTRAS	Mar	2008	Teekay Petrojarl	Teekay Petrojarl	Petrobras	N		93	Badejo	Brazil							AG Weser		
CONKOUATI		1991	Perenco	Perenco	Perenco	N		114	Yombo	Congo	500	Hudson/JJH/McDermott	Hudson/JJH/Keppel		McDermott Indonesia		Keppel	Keppel	
COSSACK PIONEER	Nov	1995	JV - North West Shelf	Woodside Energy	Woodside Energy	N		80	Cossack, Wanaea, Lambert, Hermes	Australia	545	John Holland	Keppel		John Holland		Keppel	Dubai Drydocks	SBMO, SBMO
CRYSTAL OCEAN	Nov	2005	Sea Production Ltd	AGR	Anzon	Y		155	Basker, Manta, Gummy (Blks VIC/RL6,9,10)	Australia	30	Kvaerner Process Systems	Ulstein Industrier		Kvaerner Process Systems	Kvaerner Govan	Keppel		Automation Partner/Flexible Engr. Solutions
CUULONG MV9 (SU TU DEN)	Oct	2003	Cuu Long JV	MODEC	Cuu Long JV	Y		48	Cuu Long Basin (Black Lion), Block 15-1	Vietnam	390	MODEC/Alliance Engr.	MODEC/Samsung	MODEC	MODEC/Samsung	Samsung			SOFEC/Framo Engr.
DALIA	Aug	2006	Total	Total	Total	N		1,360	Dalia Block 17	Angola	940	Technip-Saipem JV		Technip	Stolt Offshore JV	DSME/ Samsung	Samsung		
DEEP PRODUCER 1			FPS Ocean	FPS Ocean		Y									Lamprell		DDD		
DEEP PRODUCER 2			FPS Ocean	FPS Ocean		Y									Lamprell		DDD		
DHIRUBHAI-1 (AKER SMART 1)	Sep	2008	Aker FP	Aker BO	Reliance	Y		1,200	MA-D6	India	1,000	Aker Solutions	Aker Yard Brevik	Aker Floating Production	Aker Solutions	NSSC	Jurong	Jurong	APL
DIDON	Dec	2006	PA Resources	PA Resources	PA Resources	N		75	Didon	Tunisia									
DYNAMIC PRODUCER (PIPA-2)		2009	DPI	DPI	Petrobras	Y		2,500	Several	Brazil	NA EWT	Dyna-mac/Petreco	Sembawang	DPI	Dyna-mac/Petreco		Sembawang		
ERHA	Apr	2006	ExxonMobil	Esso	ExxonMobil	N		1,180	Niger Delta OPL 209	Nigeria	1,000				SMOE/Sembawang	HHI	HHI		
ESPADARTE	July	2000	SBMO	SBMO	Petrobras	Y	Confirmed extension July/2011	850	Espadarte & Marimba	Brazil		SBMO	SBMO	SBMO	Various		Keppel		SBMO
ESPIRITO SANTO (BC-10)	July	2009	SBMO	SBMO	Shell	Y	15 yrs - Initial Lease to Jan 2024	1,780	BC-10, Parque das Conchas - Abalone, Ostras, Nautilus, Argonauta	Brazil		SBMO	SBMO	SBMO	Various		Keppel		SBMO
ESPOIR IVOIRIEN	Feb	2002	Prosafe	Prosafe	CNRL International	Y	2012 (option 2022)	120	CI-26, Abidjan	Cote d'Ivoire	105	Prosafe/GSI	Prosafe	Prosafe	GSI		Keppel (Tuas)		Prosafe
EZRA			Ezra	Ezra		Y													
FALCON			SBMO	SBMO		Y		N/A				SBMO	SBMO	SBMO	Various		Keppel		SBMO
FARWAH (Note 4)	Sep	2003	Total	Exmar	Total	N		91	Al Jurf Block C137	Libya	148	Doris Engr.	Izar	Exmar Offshore	SMCO/MECI	Izar	Izar		LMC/Rolls-Royce
FEN JIN HAO		2004	CNOOC	CNOOC	Devon Energy	N		100	Ursa (Panyu 4-2), Bootes (Panyu 5-1)	China	91					Dalian	Dalian		APL
FIRENZE	Mar	1998	JV - Saipem/SBMO	Saipem/SBM JV	ENI Agip	Y		800	Aquila	Italy	20	Tecnomare	SBMO	SBM/Saipem	Various		Saipem		SBMO
FLUMINENSE FPSO (Note 5)	Aug	2003	Shell	MODEC	Shell	N		740	Bijupira, Salema	Brazil	201	MODEC/Alliance Engr.	MODEC	MODEC	MODEC/Delta		Jurong	Jurong	SOFEC
FOUR VANGUARD (WOOLLYBUTT)		2003	Premuda	Premuda	ENI Agip	Y		100	Woollybutt, Scalybutt	Australia	25	Mustang Engr.					Keppel	Keppel	
FRADE	June	2009	Chevron	SBMO	Chevron	N	3 yr operation	1,080	Frade BC-4	Brazil		SBMO	SBMO	SBMO	Various		Dubai Dry Docks		SBMO
FRONT PUFFIN	Oct	2007	Sea Production Ltd	Aibel	AED Oil Limited	Y		70	Puffin Field, NW Australia	Australia	100	AGR/Worley Parsons	Astilleros Espanoles		Hiap Seng	Atilleros Espanolas	Keppel		APL/Buoy with FRAMO Swivel
GIMBOA	Apr	2009	Saipem	Saipem	Sonangol	Y		711	Gimboa	Angola	7						Keppel		
GIRASSOL	Dec	2001	Total	Total	Total	N		1,400	Girassol, Jasmim Block 17, Rosa (Future)	Angola	700	Mar Profundo Girassol	HHI	Mar Profundo Girassol	HHI	HHI	HHI		
GLAS DOWR	Aug	2003	Bluewater	Bluewater	PetroSA/PNR	Y		85	Sable	South Africa	25	ABB	Bluewater	Heerema Hartlepool	Heerema Hartlepool	Namura	Namura		Bluewater
GLOBAL PRODUCER (GRYPHON A)	Sep	1993	Maersk	Maersk	Maersk	Y		91	Gryphon, Maclure, Tullich	UK	213	KBR	Maritime Tentech		Aker McNulty	Ast y Talleres del Noroeste	Astano		Maritime Tentech
GLOBAL PRODUCER III	Nov	2001	Maersk	Maersk	Maersk	Y		113	Dumbarton	UK	150	KBR	Maritime Tentech/Mitsui		McNulty	Mitsui	Mitsui		Maritime Tentech, M.E.S./Frame Engr.
GLOBAL PRODUCER VIII (Hai Yang Shi You 112)	July	2004	Anadarko	Anadarko	Anadarko	N		24	Caofeidian 11-1, 11-2, 11-3, 11-5	China	81	CNOOC	Dalian		CNOOC Engr.	Dalian	Dalian		APL
GREATER PLUTONIO	Oct	2007	BP	BP	BP	N		1,200	Paladio, Plutonio, Platino, Galio, Cromio, Cobalto	Angola	1,166	KBR	HHI		HHI	HHI	HHI		
GRIFFIN VENTURE		1994	BHP	BHP	BHP	N		131	Griffin, Chinook, Scindian	Australia	186	BHP	BHP/Samsung	BHP	Deakin Industries	Samsung	Samsung	Sembawang/Fremantle	SBM/BHP, BP
GUANAMBI I FDPSO			Petrobras	Petrobras	Petrobras	N				Brazil			Deltamarin						
HAEWENE BRIM	Jan	1999	Bluewater	Bluewater	Shell	Y	To 2012	85	Pierce	UK	238	APS/Aker		Pierce Production	Aker McNulty	Aker McNulty	Samsung	Blohm/Voss	STP/Framo Swivel
HAI YANG SHI YOU 111	Oct	2003	CNOOC	CNOOC	CNOOC	N		110	Panyu 4/2, 5/1	China	90	Shang Hai 708 Institute		CNOOC/Nanhai W. Oil Corp.		Waigaogiao	Waigaigiao		APL
HAI YANG SHI YOU 113	Aug	2004	CNOOC	Chevron	CNOOC	N		22	Bozhong 25-1	China	300	CNOOC	Shanghai		CNOOC Engr.	Waigaogiao	Shanghai Jiangan		SBM
HAI YANG SHI YOU 117	May	2009	CNOOC	ConocoPhillips	ConocoPhillips	N		25	Penglai Block 19-3 (Phase 2)	China	500	Fluor	Marine Design & Research Inst. of China		Sembawang/SMOE	Waigaogiao	Waigaigiao		Bluewater
IKDAM	Nov	2006	Ikdam	Ikdam	Lundin Petroleum	Y		260	Oudna	Tunisia	12	Expro	Eriksberg		Expro	Eriksberg/Malta Drydocks	Malta Drydocks		
JABIRU VENTURE	Aug	1986	Coogee	Coogee	Coogee	N		122	Jabiru	Australia	110	NATCO			NATCO		Keppel	Keppel	SBMO
JAMESTOWN			JV - Trafigura/NNPC	Alliance Marine Services	Trafigura	N			Available	Nigeria		NATCO	J. Ray McDermott	OPI	NATCO		Newport News	Lisnave	SPFEC
JASMINE VENTURE MV7 (ex-Buffalo Venture)	Dec	2004	MODEC	MODEC	Pearl Energy	Y	7 years	60	Jasmine	Thailand	196	MODEC/Schlumberger	MODEC	MODEC	MODEC/Hup Seng Engr.		Jurong	Jurong	SOFEC/Framo Engr.
JOTUN A	Oct	1999	Bluewater	Bluewater	ExxonMobil	N		128	Jotun	Norway	200	Kvaerner Oil & Gas	Kvaerner Masa-Yards	Kvaerner Oil & Gas	Kvaerner Rosenberg	Kvaerner Masa	Kvaerner Masa		Bluewater
JUBILEE		2010	JUBILEE Ghana	MODEC	Tullow	Y	7 years + 13 one-year options	1,100	Tano Basin	Ghana	300	MODEC		MODEC			Jurong		SOFEC
KAKAP NATUNA	Apr	1986	MODEC	ConocoPhillips	ConocoPhillips	Y		88	Kakap KH	Indonesia		MODEC/NATCO	MODEC	MODEC	MODEC/Avery Laurence		Sumitomo HI	Sumitomo	SOFEC
KIKEH	Aug	2007	JV - SBMO/Partner	SBMO+JV Partner	Murphy Oil Sabah	Y	8 years (2015)	1,350	Kikeh	Malaysia		SBMO	SBMO	SBMO	Various		MMHE		SBMO
KIZOMBA "A"	Aug	2004	ExxonMobil	ExxonMobil	ExxonMobil	N		1,180	Block 15 - Hungo, Chocalho	Angola	1,000	Fluor		Fluor/AMEC Alliance	HHI	IHI	IHI		SOFEC
KIZOMBA "B"	July	2005	ExxonMobil	ExxonMobil	ExxonMobil	N		1,016	Block 15 - Kissanje, Dikanza	Angola	1,000	AMEC			HHI	IHI	IHI		SOFEC
KNOCK ADOON	Oct	2006	Fred.Olsen	Fred.Olsen	Addax Petroleum	Y		37	Antan	Nigeria							DDD		
KNOCK ALLAN	May	2009	Fred.Olsen	Fred.Olsen	CNRL International	Y	2019 (option 2029)	100	Olowi	Gabon				Saipem	Lamprell		DDD		
KNOCK TAGGART		2008	Fred.Olsen	Fred.Olsen		Y						Expro/Hitec Kanfa		Fred.Olsen	Expro/Hitec Kanfa		Gotaverken Arendal	Blohm/Voss	
KUITO	Dec	1999	JV - SBMO/Partner	SBMO+JV Partner	Chevron	Y	5 yrs + 6 yr extension Dec/2010	373	Kuito	Angola		SBMO	SBMO	SBMO	Various		Sembawang		SBMO
KWAME NKRUMAH MV21 (JUBILEE)		2010	MODEC	MODEC	Tullow	Y	7 years + 13 one-year options	1,100	Tano Basin	Ghana	300	MODEC		MODEC			Jurong		SOFEC
LEWEK ARUNOTHAI	Oct	2009	Emas		PTTEP	Y	3 years	100	Arthit	Thailand	1,110					Keppel			
LEWEL ARUNOTHAI	June	2010	Emas	Emas	PTTEP	Y			Arthit	Thailand				Emas			Keppel		
MAERSK CURLEW	July	2002	Maersk	Maersk	Shell	Y		99	Curlew, Kyle	UK	98	AMEC	Odense Steel Shipyard	Maersk	AMEC		Keppel	A&P Group	SBMO
MAERSK NGUJIMA-YIN	Aug	2008	Maersk	Maersk	Woodside	Y		340	Vincent	Australia	73	Maersk Contractors		Maersk Contractors	Vetco Aibel		Keppel		APL/Buoy System
MARLIM SUL	June	2004	SBMO	SBMO	Petrobras	Y	Initial Lease April 2012	1,015	Marlim Sul	Brazil		SBMO	SBMO	SBMO	Various		Keppel		SBMO
MODEC VENTURE 1			MODEC	MODEC		Y						MODEC/NATCO	MODEC	MODEC	MODEC/BT Engr.		Jurong	Jurong	BHP
MODEC VENTURE 11	Mar	2005	MODEC	MODEC	Santos	Y	5 years	492	Mutineer, Exeter, WA-191-P	Australia	101		MODEC	MODEC			Jurong	Jurong	SOFEC
MONDO	Jan	2008	JV - SBMO/Partner	SBMO+JV Partner	ExxonMobil	Y	Initial Lease December 2022	728	Mondo, Block 15	Angola		SBMO	SBMO	SBMO	Various		Keppel		SBMO
MONTARA VENTURE		2009	Tanker Pacific	SembCorp Marine	Coogee	Y		83	Montara, Skua	Australia	24				GPS		Jurong		APL/Buoy System
MUNIN	Dec	1997	Bluewater	Bluewater	StatoilHydro	Y		330	Lufeng 22-1	China	42	APS/Aker		Lufeng Development	Kvaerner Process Systems	Samsung	Samsung		STP/Framo/Bluewater external
MV 8 LANGSA VENTURE	Dec	2001	MODEC	MODEC	Mitsui Oil Exploration	Y		100	Langsa	Indonesia	16	MODEC/NATCO	MODEC	MODEC	MODEC/BT Engr.		Jurong	Jurong	SOFEC
MYSTRAS	Jan	2004	AENR	AENR	Agip Nigeria	Y		72	Okono & Okpono Fields	Nigeria	240	SBMO/Saipem	SBMO/Saipem	Saipem	Various		DDD		
NAN HAI ENDEAVOR (FEN JIN HAO)	July	2002	CNOOC	CNOOC	CNOOC	N		120	Wenchang 13-1, 13-2	China	3								APL
NAN HAI FA XIAN	Nov	1994	CNOOC	CNOOC	CACT	N		100	Huizhou 19-3-1	China		SBMO		SBMO			Sembawang		SBMO
NAN HAI KAI TUO		2000	ConocoPhillips	ConocoPhillips	ConocoPhillips	N		100	Xijing Block 24-3, 30-2	China	100	SBMO		SBMO			Keppel	Keppel	SBMO
NAN HAI SHENG LI	Mar	1996	MODEC	MODEC	CNOOC	Y		305	Liuhua 11-1	China			MODEC	MODEC			Jurong		SOFEC
NAN HAI XI WANG (Note 2)		1996	CNOOC	CNOOC	CNOOC	N		37	Weizhou 10-3	China	205	Keppel	Keppel		Keppel		Keppel	Keppel	
NEXUS I FPSO	June	2009				Y				Brazil				Nexus Floating Production		Samsung			APL
NGANHURRA	July	2006	Woodside/Mitsui	Woodside	Woodside	Y		400	Enfield	Australia	145	AMEC/Fluor	Samsung		Samsung	Samsung	Samsung		SBMO, SBMO
NINGALOO VISION	Aug	2009	Prosafe	Prosafe	Apache	Y	2016 (option 2024)	350	Van Gogh	Australia	50		Prosafe	Prosafe	Various		Keppel		Prosafe
N'KOSSA LPG FPU		1996	Maersk	Maersk	Total	Y		120	Haute Mer - N'Kossa	Congo									
NORNE		1997	StatoilHydro	StatoilHydro	StatoilHydro	N		380	Norne	Norway		Kvaerner Rosenberg	Tentech	Aker Kvaerner	Kvaerner Rosenberg	Keppel FELS	Keppel		Kvaerner Rosenberg/SBM
NORTH SEA PRODUCER (Note 3)	Dec	2001	North Sea Production	North Sea Production	ConocoPhillips	Y		150	MacCulloch	UK	114	Granherne Engr.	Odense Steel Shipyard	SLP Engr.	SLP Engr.		SLP Engr.	A&P Group	Lewis Offshore/Bluewater
NORTHERN ENDEAVOUR		1999	Woodside	Woodside	Woodside	N		380	Laminaria, Corallina	Australia	209	Kvaerner-SBM Consortium	Samsung	Kvaerner-SBM Consortium	United Construction/Sembawang	Samsung	Samsung		SBMO, SBMO
OCEAN PRODUCER	Nov	2001	Oceaneering	Oceaneering	Sonangol	Y		73	Canuku: Nance Sul, Caama, Centro	Angola	28	Mustang Engr.	Waller Marine	Oceaneering Int'l	Allen Tank		Mitsui		
OKHA		2011	JV - North West Shelf	Woodside	Woodside	N			Cossack, Wanaea, Lambert, Hermes	Australia		SBMO	SBMO	SBMO	SBMO		Keppel		SBMO
P-31	Oct	1998	Petrobras	Petrobras	Petrobras	N		330	Albacora	Brazil	962	IVI		IVI	IVI	Ishibras	Ishibras	Ind. Verolme Ishibras	SOFEC
P-33		2002	Petrobras	Petrobras	Petrobras	N		780	Marlim	Brazil	704	HHI/Petromarine		HHI/Petromarine	Segen/HHI/Allan Maclure	HHI	HHI	HHI	SBMO
P-34	Dec	2005	Petrobras	Petrobras	Petrobras	N		840	Barracuda & Caratinga	Brazil	600	IVI		IVI	Petrobras/SOFEC		Ishibras	Ind. Verolme Ishibras	SOFEC
P-35	Aug	1999	Petrobras	Petrobras	Petrobras	N		850	Marlim	Brazil	704	Petromarine/Allan MacLure		Petromarine/Allan MacLure	Segen/HHI/Allan Maclure	HHI	HHI	HHI	SBMO
P-37	July	2000	Petrobras	Petrobras	Petrobras	N		905	Marlim	Brazil	704	Technip		Technip	Segen/Ishikawajima/Kure/Japão	Maritima/MODEC	Jurong	Jurong	Bluewater
P-43	Dec	2004	Petrobras	Petrobras	Petrobras	N		790	Barracuda	Brazil	806	KBR/HES		KBR/HES	KBR (PROJEMAR)	KBR/HES	Mauá-Jurong Consortium	Jurong/Mauá-Jurong	
P-48	Feb	2005	Petrobras	Petrobras	Petrobras	N		1,040	Caratinga	Brazil	153	KBR/HES		KBR/HES	KBR (PROJEMAR)	KBR/HES	Mauá-Jurong Consortium	FELS-Setal	
P-50	Apr	2006	Petrobras	Petrobras	Petrobras	N		1,225	Albacora Leste	Brazil		UTC Engenharia		UTC Engenharia	Petrobras	Jurong	Jurong	Jurong	
P-53	Dec	2008	CDC	Petrobras	Petrobras	N		1,080	Marlim Leste	Brazil				SBMO	QUIP Consortium		Keppel		SBMO
P-54	Dec	2007	Petrobras	Petrobras	Petrobras	N		1,400	Roncador Module 2	Brazil	2,000				Maua	FSTP	Jurong/GE/Dresser-Rand	Jurong	
P-57		2011	Petrobras	SBM (First 3 years)	Petrobras	N		1,250	Jubarte, Ph 2	Brazil	600			SBMO			Keppel		
P-58		2013	Petrobras	Petrobras	Petrobras	N		1,450	Parque das Baleias (Whale Park)	Brazil	900								
P-62			Petrobras	Petrobras	Petrobras	N		1,545	Roncador Module 4	Brazil							Jurong		
PAZFLOR		2011	Total	Total	Total	N		823	Block 17 - Acacia, Hortensia, Perpetua & Zinia	Angola		KBR		DSME		DSME			
PEREGRINO		2010	Maersk	Maersk	StatoilHydro	Y		100	Peregrino	Brazil	500	J Ray McDermott		Maersk			Dalian		APL
PERINTIS	Apr	1999	M3nergy	M3nergy	Petronas Carigali	Y		75	MASA: Malong, Sotong, Anding	Malaysia		Kvaerner Process Sys.	Framnaes Engr.	Trenergy Malaysia	Kvaerner Process Systems		Malaysia Shipyard & Engr.		SOFEC
PETROJARL BANFF	Aug	1999	Teekay Petrojarl	Teekay Petrojarl	CNRL International	Y		95	Banff	UK	82	Aker Maritime	Roar Ramde/PGS	Aker Kvaerner	Aker Maritime	Hyundai Mipo	Hyundai Mipo	Aker NcNulty	Tentech
PETROJARL FOINAVEN	Nov	1997	Teekay Petrojarl	Teekay Petrojarl	BP	Y		520	Foinaven, Foinaven East	UK	395	McDermott Int'l	Astano/Golar-Nor Offshore	Golar-Nor	Ast y Tallered del Noroeste	Astano			FMC, Astano/Brown Brothers
PETROJARL I	Aug	2001	Teekay Petrojarl	Teekay Petrojarl	StatoilHydro	Y		110	Glitne	Norway	50	Lummus Crest/NKK Japan	Golar-Nor Offshore		NKK Japan	NKK Japan	NKK		Golar-Nor Offshore/Framo Engr.
PETROJARL VARG		1999	Teekay Petrojarl	Teekay Petrojarl	Talisman	Y		84	Varg	Norway		ABB	Maritime Tentech/Keppel FELS	Keppel FELS	Various	Keppel	Keppel		Keppel FELS/Kabelschlepp Metool
PETROLEO NAUTIPA	Sep	2002	JV - Prosafe/Fred.Olsen	JV - Prosafe/ Fred.Olsen	Vaalco Energy	Y	2015 (option 1 + 1)	142	Etame	Gabon		GSI	Prosafe	Prosafe	GSI		Keppel		
PIPA II FDPSO		2009	Petrobras	Dynamic Producer	Petrobras	N				Brazil		Deltamarin	Deltamarin	Petroserve			Sembawang		
POLVO	July	2007	Prosafe	Prosafe	Devon Energy	Y	2014 (option 2022)	100	Polvo	Brazil	50	ABB	Prosafe	Prosafe	Dynamac		Keppel		Prosafe
PYRENEES VENTURE		2010	MODEC	MODEC	BHP Billiton	Y	15 yrs + possible ext	220	Pyrenees (Crosby, Ravensworth, Stickle)	Australia	100	MODEC		MODEC					
RANG DONG I	Aug	1998	SBMO	SBMO		Y						SBMO	SBMO	SBMO	Various		Hitachi Zosen/ Singapore		SBMO
RAROA			Tanker Pacific	Tanker Pacific	OMV	Y		101	Maari	NZ	50					HanTong	Jurong		APL
RUBICON INTREPID	Oct	2008	Rubicon Offshore	Rubicon Offshore	Galoc Production Co.	Y		290	Galoc	Philippines	24				Batam		MMHE		
RUBICON VANTAGE	Aug	2008	Rubicon Offshore	Rubicon Offshore	GFI O & G	Y		60	Bualuang	Thailand							Tsuneishi		
RUBY II	Mar	2009	Vietnam Offshore Floating Terminal	PTSC	PetroVietnam E&P	Y		49	Blocks 01 & 02	Vietnam	140						MMHE	MMHE	
RUBY PRINCESS	Oct	1998	PTSC	PTSC	PetroVietnam E&P	N		60	Ruby	Vietnam	140	Baker Hughes	Prosafe	Prosafe	Baker Hughes		Gotaverken Ardendal	Keppel	Prosafe
SAN JACINTO		1994	Oceaneering	Oceaneering		Y		91	Sembilang	Indonesia		Combustion Engr.	Sarida Offshore	Sarida Offshore	NATCO	Sembawang	Sembawang	Keppel	
SANHA LPG FPSO	May	2005	JV - SBMO/Partner	SBMO+JV Partner	Chevron	Y	8 years	58	Sanha-Bomboco	Angola		SBMO	SBMO	SBMO	Various	IHI	IHI		SBMO
SAXI-BATUQUE (KIZOMBA C)	July	2008	JV - SBMO/Partner	SBMO+JV Partner	ExxonMobil	Y	Initial Lease June 2023	760	Saxi & Batuque, Block 15	Angola		SBMO	SBMO	SBMO	Various		Keppel		SBMO
SCHIEHALLION	July	1998	BP	BP	BP	N		425	Schiehallion	UK	663	KBR	Harland & Wolff	KBR Consortium	KBR	Harland & Wolff	Harland & Wolff		SBMO
SEA EAGLE (EA FPSO)	Jan	2003	Shell	Shell	Shell	Y		375	EA (OML 79)	Nigeria	394	KBR	Samsung	KBR	Sembawang	Samsung	Sembawang		SBMO
SEA ROSE (WHITE ROSE)	Nov	2005	Husky	Husky	Husky	N		120	White Rose	Canada	440	AMKC	Samsung	Maersk Contractors	Aker Maritime/Keiwit Contractors	Samsung	Samsung		SBMO
SEILLEAN (Note 1)	Feb	2006	Frontier Drilling do Brazil	Petrobras	Petrobras	Y		1,981	Espirito Santo	Brazil	615			Frontier Drilling Management		Harland & Wolff	Harland & Wolff		
SENDJE BERGE	Mar	2005	BW Offshore	BW Offshore	Addax Petroleum	Y		140	Okwori, Okwori South	Nigeria	40	ABB		BW Offshore	ABB		Jurong		
SENDJE CEIBA	Mar	2002	BW Offshore	BW Offshore	Amerada Hess	Y		800	Ceiba	Eq Guinea	356	ABB		BW Offshore	ABB		Jurong	Jurong	
SERPENTINA	July	2003	ExxonMobil	ExxonMobil	SBMO	N		475	Zafiro Southern Expansion Area	Eq Guinea	994	SBMO	SBMO	SBMO	Various		Keppel		SBMO
SEVAN GOLIAT	Q4	2013	Sevan Marine	Sevan Marine	Eni Norge	Y		1,200	Goliat	Norway	200	Sevan Marine (Kanfa)	Sevan Marine	Sevan Marine	Sevan Marine	HanTong	HanTong		
SEVAN HUMMINGBIRD	Sept	2008	Sevan Marine	Wood Group	Venture Production	Y		120	Chestnut	UK	235	Sevan Marine (Kanfa)	Sevan Marine	Sevan Marine	Sevan Marine	Yantai Raffles			NA
SEVAN PIRANEMA	Oct	2007	Sevan Marine	Sevan Marine	Petrobras	Y		1,600	Piranema	Brazil	76	Sevan Marine (Kanfa)	Sevan Marine	Sevan Marine	Sevan Marine	Yantai Raffles			NA
SEVAN VOYAGEUR	Aug	2009	Sevan Marine	Wood Group	Oilexco	Y		120	Shelley	UK	20	Sevan Marine (Kanfa)	Sevan Marine	Sevan Marine	Sevan Marine	Keppel			
SKARV-IDUN	Aug	2011	BP	BP	BP	N		350	Skarv-Indun	Norway	470			Aker Kvaerner	Samsung				Bluewater
SONG DOC MV19	Nov	2008	MODEC	MODEC	TSJOC	Y	5 years + 5 yr option	55	Song Doc	Vietnam			MODEC	MODEC			COSCO		SOFEC
STYBARROW VENTURE MV16	Nov	2007	MODEC	MODEC	BHP Billiton	Y	10 years + 5 1-year options	825	Stybarrow	Australia			MODEC	MODEC	Dyna-Mac and BT Engr	Samsung	Samsung		SOFEC
TAKAMA			Prosafe	Prosafe		Y											Keppel		
TANTAWAN EXPLORER	Feb	1997	Chevron	Chevron	Chevron	N		74	Tantawan	Thailand		SBMO/Alliance Engr.	SBMO	SBMO	Various		Sembawang		SBMO
TERRA NOVA	Jan	2002	Petro-Canada	Petro-Canada	Petro-Canada	N		94	Terra Nova	Canada	470	Agra Shawmont Brown& Root	KBR/Daewoo	TNA AlliancePCL/KBR	PCL/BARMAC	Daewoo	Daewoo		SOFEC
TOISA PISCES	Jan	2002	Toisa Horizon	Secunda Marine	PEMEX	Y				Mexico				Maresca via Intl public Tenders			Ulstein Verft AS		
TRINITY SPIRIT		1997	ConocoPhillips	Alliance Marine Services	Shebah E&P	N		85	Ukpokiti	Nigeria	48	Mustang Engr.	Mustang Engr.		NATCO/Dynamic/Serck Backer		AESA		
TRITON	June	2005	JV - Hess/Shell/XOM/Paladin/Petro-Canada	Amerada Hess	Petro-Canada	N		90	Central Graben, Block 21/30, Guillemot Fields	UK	15	Kvaerner Oil & Gas	Kvaerner Oil & Gas	Kvaerner Oil & Gas	Sembawang	Samsung	Samsung		Bluewater/Lewis Offshore
TUPI NORDESTE			JV - SBMO/Partner	SBMO	Petrobras	Y	20 Years	2,100	Tupi Nordeste	Brazil		SBMO	SBMO	SBMO					SBMO
UISGE GORM	Aug	1995	Bluewater	Bluewater	Amerada Hess	Y		72	Fife, Fergus, Flora, Angus	UK	108	ABB	Bluewater	NATCO/Aker McNulty	NATCO/Aker McNulty	Odense Shipyards	Astilleros Cadiz		Bluewater
UMUROA	July	2007	Prosafe	Prosafe	Australian Worldwide Exploration	Y	2015 (Option 2022)	120	Tui	NZ	700	Alliance/ABB	Prosafe	Prosafe	Dynamac		Keppel (Tuas)		Prosafe
USAN		2012	Total	Total	Total	N		750	OML 138	Nigeria	500	HHI	HHI		HHI	HHI			
WENCHANG II (HAI YANG SHI YOU 116)	July	2008	CNOOC	CNOOC	CNOOC	N		135	Wenchang	China	83	COOEC				Qingdao Beihai	Qingdao Beihai		APL
XIJIANG (HAI YANG SHI YOU 115)	Oct	2008	CNOOC	CNOOC	CNOOC	N		90	Xijiang 23-1	China	40	COOEC				Qingdao Beihai	Qingdao Beihai		APL
XIKOMBA	Oct	2003	JV - SBMO/Partner	SBMO+JV Partner	ExxonMobil	Y	Initial Lease Nov. 2010	1,300	Xikomba	Angola		SBMO	SBMO	SBMO	Various		Dubai		SBMO
YUUM K'AK' NAAB	June	2007	BW Offshore	BW Offshore	Pemex	Y		100	KuMaZu	Mexico	5						Sembawang		APL
ZAFIRO PRODUCER	Aug	1996	ExxonMobil	ExxonMobil	ExxonMobil/GEPetrol	N		180	Zafiro Block B	Eq Guinea	993	Mustang Engr.	Oceaneering Int'l	Oceaneering Int'l	Various		Ham Marine		

VESSEL NAME	TOTAL WELLS	PRODUCTION WELLS	GAS INJECTION WELLS	WATER INJECTION WELLS	DRY TREE	SUBSEA	CLASSIFICATION	LENGTH (M)	WIDTH (M)	DEPTH (M)	MAX OPERATING DRAFT (M)	HULL CONSTRUCTION (DH-DOUBLE HULL, SH-SINGLE HULL, DS-DOUBLE SIDED)	DEADWEIGHT (DWT) (Tonnes)	CONSTRUCTION TYPE (CONVERSION or NEWBUILD)	ORIGINAL HULL FABRICATION YR.	LATEST INTEGRATION/UPGRADE YEAR	MAX OIL PRODUCTION (MBOPD)	GAS PROCESSING (MMscfd)	TOTAL THROUGHPUT (BOED)	GAS INJECTION (MMscfd)	GAS EXPORT & GAS LIFT (MMscfd)	MAX WATER PRODUCTION (MBPD)	PRODUCED WATER (MBWPD)	WATER INJECTION (MBWPD)	H_2S TRIM	STORAGE CAPACITY (MBBLs)	TOTAL RISERS	PRODUCTION	WATER INJECTION	GAS INJECTION	GAS LIFT	IMPORT / EXPORT RISERS	OTHER	UMBILICALS	QUARTERS CAPACITY (PEOPLE)	GAS DEPOSITION F-FLARED, S-SALES, L-LIFT	TYPE OF FLARE FB-FLARE BOOM OR FLARE TOWER, GF-GROUND FLARE, FF-FLOATING FLARE	OFFLOADING SYSTEM TS-TANDEM STERN, TB-TANDEM BOW, TC-TO CALM BUOY, SS-SIDE BY SIDE	ANCHOR TYPE	MOORING SYSTEM TYPE	PERMANENT or DISCONNECTABLE	NUMBER OF ANCHOR LEGS
ABO	6	3	1	2		●	ABS	269	54	20	15	DS	155,612	C	'76	'02	44	44	51	46		11	11	37	●	932	12								66	I	FB	TS		SM	P	12
AGBAMI	37	20	6	12	●	●	ABS	319	58	32		DH	337,859	N	'08		250	212	285							1,800																
AKER SMART 2							ABS	290	51	24	18	SH	181,000	C	'80	'09										1,300									35					SM		
AKER SMART 3							ABS	300	52	24	17	SH	180,000	C	'82	'10										1,300														SM		
AKPO	44	22	2	20		●	BV	310	61			DH	345,000	N	'08		240	282	287	280		360		375		2,000	12								120	I, L	FT	TS		SM	P	12
AL ZAAFARANA	11	11		4	●		DNV	260	40	21	16	SH	127,000	C	'69	'94	10	35	16			35	35			800	7	2	1			1	1	2	55	S, F	FT	TS		IT, SM	P	9
ALVHEIM	11					●	DNV	252	42	52	15	DH	101,964	C	'01	'07	80	125	101				130			560	14	3	5					3	120				SP	IT	D	12
ANASURIA	12	7		5		●	LR	226	45	24	17	DH	131,666	N	'96		225	65	236		150			300		2,000									69		FB	CB		IT	P	
ANGOLA PSVM	48													C		'09		157	26							2,000														ET		
ANOA NATUNA	23				●	●	ABS	165	39	21	14	SH	76,200	N	'90		70	32	75		36	60		85		550	6							2	55	S	FB	TS		ET	D	12
AOKA MIZU	7	3		3		●	DNV	248	42	21	15	DH	105,000	N	'99	'09	30	38	36		35	20		55		600	15								84		FT	TS		IT	D	9
ARMADA PERDANA														C			45		45							1,000																
ARMADA PERKASA	7				●	●	ABS	211	46	23	17	SH	58,557	C	'75	'97	27		27		18	20				360									75	F	FB	TB/TS		SM	P	10
ARMADA PERWIRA														C			45		45							1,000																
ASENG	8													C			80	170						150		1,600	24										FB	TS		IT	P	
ÅSGARD A	57					●	DNV	278	45	27	19	DH	177,808	N	'98	'10	200		200							920																
AZURITE FDPSO	10	6		4		●	DNV	312	56	30	18	SH	259,999	C	'88	'09	40	60	50			60	30	60		1,300	4	2	1					1	120	F	FB	TS		SM	P	12
BA VI												SH	154,000	C		'94	100		100				10			1,100	2								28					CALM SY		
BAOBAB IVOIRIEN MV 10	8	3					ABS	350	60	28			357,000	C	'76	'05	70	75	83	75		100		100		2,000	11											TS		ET	P	8
BELANAK							ABS	285	58	26		DS	357,000	N	'04		55	14	57	12		50		37		880	5								36					SALM	P	
BERGE HELENE	12	6	1	4		●	DNV	331	52	27	22	SH	274,467	C	'76	'06	75	80	88	73			90	100		1,650	11	2	1	1	1			1	100	F, I	FT	T		ET	P	12
BERGE OKOLOBA TORU LPG							DNV	216	34	19	13		55,173	C	'79	'05										75,000 m3														SM		
BLEO HOLM	5	3		2		●	LR	761	138	70	49	DH	105,000	C	'91	'03	60	35	66	10	85	65	65	85		657	8								96	F, I	FB	TS		IT	P	9
BOHAI MING ZHU	24				●		DNV	225	33	18	12		55,883	N	'01		80	6	81			166		160	●	1,000	4								130	F	FB	TS		JSY	P	
BOHAI SHI JI (BOHAI CENTURY)	163				●		DNV	292	51	21	13	DH	150,000	N	'89		12	3	13			3				390									47			TS		JSY	P	
BOHAI YOU YI HAO							ABS	217	31	18	10		55,883	N	'04		70		70							1,100	4	2						2	110			TS	SP	T	P	
BONGA	16						LRS	305	58	32	23	DS	312,500	N	'05		170	100	187		100					1,400									63	S	FB	TS		SM	P	
BOURBON OPALE							DNV	91	19	8	6	DH	3,659	N	'86	'02	24	5	25			10				306	1								72	F	FT	BB			D	
BRASIL	10	8		2		●	ABS	348	52	26	20	SH	255,000	C	'74	'01	90	106	90		106	90	50	50		1,700	23	8	3	3		1		8	60	S, L	FB	TS	N/A	IT	P	9
BROTOJOYO							DNV	203	38	19	12		60,875	C	'80	'06	30		30				18			400									40					SM		8
BUNGA KERTAS - LUKUT							ABS	233	43	19		SH	87,768	C	'86	'03	30	60	40	10	60		20			619	8	2		1	1				60	S		TS		SPT	P	9
BW ATHENA							DNV	101	21	12	9	DH	8,700	C	'94	'07	40	53	49			40			●	400	6								65	F	FB	TT		DP	D	
BW PEACE	3					●	DNV	254	44	23	14	SH	135,510	C	'75	'07	40	30	45	18		14	20			1,000	2								80	F, S	FB	TB		T	P	10
BW PIONEER	4	3				●	DNV	276	44	22			135,000	C	'75	'09	80		80		16					600														T	D	
CAPIXABA	10	8		2		●	ABS	346	55	27	21	SH	273,000	C	'74	'09	100	122	120	N/A	60.8	138	50	140	N/A	2,037	36	8	5	N/A	8	1	N/A	14	96	S, L	FB	TS		IT	P	9
CAPTAIN	36	16		5	●		DNV	214	38	24	18	DH	115,829	N	'96		37		37							135,000 m3	3								60		FB	TS		ET	P	9
CHALLIS VENTURE	8						LR	240	39	21	14	SH	134,295	N	'89		150		150							2,200														SM		
CHANG QING HAO (CNOOC 102)						●	CCS	215	31	18			51,697	C		'90	12	3	13			3				390										F	FB	TS		JSY	D	
CHI LINH												SH	150,000	C		'84	70		70							975	2								28					CALM SY	P	
CHIM SAO													168,000	C			50																									
CIDADE DE ANGRA dos REIS MV22	5					●								C			100	150	125					100		1,600														SM		
CIDADE DE NITEROI MV 18 (Opportunity Oil)	21	13		8		●								C			100	124	121							1,600	6	2												SM		
CIDADE DE RIO DE JANIERO MV14		5	4				ABS	350	60	28			264,148	C	'86	'06	100	87	115					113		1,600														SM		
CIDADE DE SANTOS MV 20														C			35	350	93							700														SM		
CIDADE DE SAO MATEUS	14	12		2		●	ABS	312	56	30	18	SH	276,736	C	89	'08	35	35	41	353			20	31.5		700	18	10	1	1					83	S, L	FB	TS		SM	P	18
CIDADE DE VITORIA (GOLFINHO II)	12	6	2		4		ABS	337	55	27	21		273,755	C	'76	'06	100	118	120	22			50	138		1,900	40								100		S			SM	P	18
CIDADE RIO DAS OSTRAS	1	1					DNV	183	32	16	12		45,574	C	'81	'07	15	70	27							214	2								60							
CONKOUATI	30				●		ABS	325	48	27	20	SH	235,837	C	'73	'91	35	12	37			35			●	1,420	2								94	F	GF	SS		SM	P	12
COSSACK PIONEER	10	10				●	ABS	277	52	26	16	SH	149,991	C	'72	99	140	115	159		112	60				1,160	9 (13)	5			1	1		2	40	S	FT	TS	Gravity Box	RTM	D	8
CRYSTAL OCEAN	6				●	●	DNV	101	21	12	9	DH	8,700	N	'99		30		30	NA	NA	20	NA	20		300	3								44					SM		12
CUULONG MV9 (SU TU DEN)	6						ABS	258	46	25	18	DS	149,500	N	'03		65	19.5	68		35			82.5		900														IT	D	
DALIA	67	34				●	BV	300	59	32	23	DS	329,000	N	'03		35		35							916	1								52	F	FB	TS		ET	P	9
DEEP PRODUCER 1							DNV	244	32	20	13	DS	68,139	C	'81	'08	40		40							480	10	3	1		1			5	60					IT	D	
DEEP PRODUCER 2							DNV					DS		C		'10	60		60							600	10	3	1		1			5	60					IT	D	
DHIRUBHAI-1 (AKER SMART 1)	9	8	1			●	DNV	282	51	24	20	DB/SH	181,000	C	'79	'08	80	316	133	100	300		50			1,300	11	5		1		4		1	104	F, S, I	FB	TS	SA	IT	D	9
DIDON														C	'65	'98	30		30							500																
DYNAMIC PRODUCER (PIPA-2)	1						DNV	256	46	22	14	DH		C	'86	'09	30		30				10			300	1	1							28	F	FT	TB		DP	D	0
ERHA	25					●	DNV	285	64	33	24		375,000	N	'06		250	400	317							2,200														SM		
ESPADARTE	30	21		9		●	ABS	344	52	28	22	SH	273,000	C	'75	'99	100	88	115		87			110		1,900	44	9	6		10	1	1	17	89	S, L,	FB	TS	N/A	IT	P	10
ESPIRITO SANTO (BC-10)	Note 6	9	1			●	ABS	331	57	28	22	SH	270,000	C	'75	'08	100	50	150	30	45		130	75		2,000	21								85	S, L, I	FB	TS	N/A	IT	P	9
ESPOIR IVOIRIEN	12				●		DNV	269	54	20	15	SH	132,500	C	'75	'01	40	40	47		60	10	10	130		1,100	10								66	S, L	FB	TS	Swivel	IT	P	6
EZRA														C				150	25							700																
FALCON	Note 7				N/A	N/A	ABS	362	56	29	22	SH	307,000	C	'75	'01	165	100	165	95		90	50	90		2,200	3	2		1					100	S, L, I	FB	TS	N/A	ET	P	9
FARWAH (Note 4)	3	3			●		BV	210	44	23	17	DS	134,500	N	'03		200	150	225				350			1,900														SM		
FEN JIN HAO	26							260	46	25			150,000	N	'03		70	0.5	70			230		100		990	6	2										TS		IT	P	9
FIRENZE						●	RINA	309	41	21	17	SH	139,000	C	'72	'97	19	11	21		11	5	5			550	4								50	F	GF	SS		ET	P	8
FLUMINENSE FPSO (Note 5)	16						ABS	632	60	28	16	SH	355,000	C	'74	'03	70	75	83	75		50		92		1,300	15							3	100	S	FB	TS		ET	P	9
FOUR VANGUARD (WOOLLYBUTT)	2						ABS	233	43	20		DH	80,948	C		'09	40		40							600	2									L				IT	D	DP
FRADE	20	12		7		●	ABS	337	55	27	21	SH	273,500	C	'76	'09	100	106	118		86		130	150		1,500	18	12	2		3	1	11	4	120	S, L	FB	TS	N/A	IT	P	9
FRONT PUFFIN	2	2	0	0		●	DNV	246	43	21	15		112,000	C	'90	'07	40		40		6	20		0		770	3	1			1			1	38		FB	HR	DA	STP	D	9
GIMBOA	7	3		4			ABS	337	55	27	21		273,777	C	'77	'08	60	37	66				60	60		1,800									100		FI		SP	SM		12
GIRASSOL	40	18	2	12		●	BV	300	60	31	23	DS	343,000	N	'99		60	90	75	56		72		79		525	10								140	I, S	FB	TS		IT	P	10
GLAS DOWR	6	4	1	1		●	LR	242	42	21	15	DH	105,000	N	'97	'97	88	85	102	57		122		35		585	8								60	S	FB	TS		IT	P	12
GLOBAL PRODUCER (GRYPHON A)	20					●	DNV	259	41	24	16	DH	105,701	N	'93	'01	100	90	115	75		170		300		510	12								90	I	FB	TS		IT	P	10
GLOBAL PRODUCER III	14	10		4		●	DNV	219	38	23	17	DH	85,943	N	'98		100		100							510									40					ET, SM	P	6
GLOBAL PRODUCER VIII (Hai Yang Shi You 112)	33					●	DNV	277	51	24	16	D	199,972	N	'03		80	45	88	43		72				820	9	9							63	S	FB	TS		ET	D	6
GREATER PLUTONIO	43	20	3	20		●	BV	310	58	32		DS	360,000	N	'07		155	190	187	90		205	60	250		950	24							2	75	I	FB	TS		IT	P	14
GRIFFIN VENTURE	13					●	LR	243	42	23	15	DH	100,589	N	'93		240	400	307	330	80	300	450	510		1,800	12	4	3	2	3			6	120	I, L	FB	CB		SM	P	12
GUANAMBI I FDPSO														N			30		30							300																
HAEWENE BRIM	8			2		●	DNV	252	42	23	16	DH	103,000	N	'97	'99	70	110	88	110		40	22	95		626	7	3	2	1				1	55	F	FB	TS	PA	IT	D	8
HAI YANG SHI YOU 111	26				●		BV	262	46	24	17	DS	150,000	N	'02		72	15	75	19				160		1,000									130		FB	TS		SAL Yoke	D	
HAI YANG SHI YOU 113	84						DNV	272	50	21	14	D	201,287	N	'03		190		190							1,800																
HAI YANG SHI YOU 117					●		DNV	323	63	29			280,000	N	'08		190		190							2,000														IT	D	
IKDAM	3	3				●	DNV	292	41	22	16	SH	133,560	C	'71	'06	30	40	37	3		15				665	3													ET		
JABIRU VENTURE	5	5					LR	286	41	23	17	SH	160,000	C	'75	'86	60	14	62	8		47				1,055	9								38			TS		ET	D	5
JAMESTOWN					●		DNV	223	28	15	12	SH	40,419	C	'57	'95	16	35	22			6				200									70		FB, GF	TS		SM	P	8
JASMINE VENTURE MV7 (ex-Buffalo Venture)	3				●		ABS	248	39	21	15	SH	106,000	C	'76	'99	20	20	23	8		30				800	2								59	F	FB	TS		ET	P	6
JOTUN A	19				●		DNV	233	42	24	16	DH	93,476	N	'97	'97	123	30	128			80				595	4	2						2	55	F	FB	TS	SP	IT	D	6
JUBILEE	17	9	3	5										C			123	160	150					230		1,600																
KAKAP NATUNA	10				●		ABS	268	43	21	16	SH	134,000	C	'75	'85	25	25	29			60				760	2								86	F	FB	TB		CRY	P	6
KIKEH	35	18	1	16	●	●	ABS	337	55	27	21	SH	279,000	C	'74	'05	120	150	145	135	150		130	260		2,000	17	5	3	1	0	5	0	2	118	S, L, I	FB	TS	Pile	ET	P	10
KIZOMBA "A"						●	DNV	285	63	32	24	DH	375,000	N	'05		250	400	317							2,200														SM		
KIZOMBA "B"							DNV	285	60	32	24	DH	340,660	N	'05		100	150	125	150		180		270		940	15	12						3	80	I	FT	TS		IT	D	9
KNOCK ADOON							DNV	207	54	26	19		239,781	C	'85	'06	70	10	72							1,700												TS, TC		SM		
KNOCK ALLAN							DNV	274	44	24	17		145,242	C	'80	'09	35	85	49							1,300												T		SM		
KNOCK TAGGART					●		DNV	260	43	23	17	SH	138,681	C	'74	'02	60	5	61			30				1,040	3								105	F	FB	TS		SM	P	10
KUITO	33	24	1	8		●	ABS	335	44	28	21	SH	220,000	C	'79	'99	100	120	120	28	100		130	130		1,400	9	4		1		2	2		118	S, L, I	FB	CB	N/A	SM	P	12
KWAME NKRUMAH MV21 (JUBILEE)	17	9	3	5										N			123	160	150					230		1,600																
LEWEK ARUNOTHAI								264	41	22			127,540	C				330	55		175					725																
LEWEL ARUNOTHAI													127,540	C				175								725																
MAERSK CURLEW	4					●	LR	236	40	20	15	DS	99,800	C	'83	'97	45	116	64		110	33	38			560	7	2	1			1	1	2	60	S, F	FT	TS	Swivel	IT, SM	P	9
MAERSK NGUJIMA-YIN	11					●	LR	261	58	31	23	DH	308,490	C	'99	'08	120	100	137			250		230		1,900	14	5	1	1				2	80		FT	TS	Swivel	IT	D	9
MARLIM SUL	10	6	0	4		●	ABS	343	52	27	21	SH	278,000	C	'77	'03	100	80	114	0	80		63	125		1,800	31	6	5	0	6	2	0	12	100	S, L	FB	TS	N/A	IT	P	9
MODEC VENTURE 1						●	ABS	260	44	21	16	SH	131,664	C	'75	'98	33	20	36	6		21				750	4								40	F	FB	TS		ET	D	6
MODEC VENTURE 11							ABS	258	46	24			149,686	C	'92	'05	100		100							930	12											TS		IT	D	6
MONDO	17					●	ABS	370	54	27	21	SH	273,000	C	'75	'06	100		100	95	95			125		2,100	12	6	1	1	1			3	100	L, I	FB	TS	L, I	ET	P	9
MONTARA VENTURE	13					●							146,000	C	'90	'07	40		40							900														IT	D	
MUNIN	5					●	DNV	252	42	23	16	DH	103,000	N	'97	'04	60	27	65			120				600	7	3	2					2	54			TS		DP and IT	D	9
MV 8 LANGSA VENTURE	4					●	ABS	171	25	16	12	SH	35,000	N	'74	'01	15		15	15		11				272	3								40	F	FB	TS		SM	P	8
MYSTRAS	10					●	ABS	271	55	22	17	SH	138,930	C	'76	'03	80	85	94	50	50	55	32			1,035	23	9		1	1	1	1	10	100		FB	TS		SM	P	12
NAN HAI ENDEAVOR (FEN JIN HAO)													254,000	C		'02	80		80					60		1,000	4	2						2			GF		SP	IT	D	
NAN HAI FA XIAN							ABS	349	52	26	20	SH	254,012	C	'76	'89	80	6	81				50	60		1,600	3								90	I	GF	TS		IT	D	
NAN HAI KAI TUO							DNV	285	49	25	16	SH	152,400	C	'70	'93	90		90			60				1,000	2								60		FB	TS		IT	D	8
NAN HAI SHENG LI							ABS	267	44	23			132,100	C	'75	'96	65	5	66							650	3													IT	P	10
NAN HAI XI WANG (Note 2)	6					●		290	46	24	19	SH	154,329	C	'76	'86	30	28	35			5		20		600	3								80	F	GF			ET	D	
NEXUS I FPSO						●	DNV							N			80	1.5	80			60				950	20								80							
NGANHURRA	13	5	2	6		●		260	46	26	18	DH	150,000	N	'06		100	80	113	40	40	125		135		900	7 (11)	3	1	1	1			1	80	I + L	FT	TS	Drag	RTM	D	9
NINGALOO VISION	13	10	1	2		●	LR	238	42	24	15	DS	101,832	C	'81	'08	63	80	76	80	80	147		147		650	8								60	I	FB	TS		SM	D	9
N'KOSSA LPG FPU							BV	219	37	20	11		48,924	N	'96		65	20	68	30		125		75		1,000	4							2	75	F	FB	TS		ET	P	9
NORNE	19					●	DNV	260	41	25	19	DH	100,000	N	'97		225	530	313							2,000									240					SM	P	
NORTH SEA PRODUCER (Note 3)	10					●	LR	236	40	20	15	DS	99,800	C	'83	'97	76	30	81	24		70				560	8	1	1		1	2	1	2	53	I	FT	TS		IT, SM	P	9
NORTHERN ENDEAVOUR	6	5	1			●	LR	273	50	28	19	DS	177,529	N	'99		180	60	190	20	40	126	40			1,400	8 (21)	3		1	2			2	84	I, L	FT	TS	SP	IT	P	9
OCEAN PRODUCER	8	6		2		●	ABS	240	36	18	13	SH	77,250	C	'69	'01	20	10	22		7	13	13	15	●	510	8	7	1						50	F	FB	TB		SM	P	8
OKHA														C																												
P-31	35	23				●	ABS	337	55	28	22	SH	283,000	C	'73	'97	100	6	101				50	60		1,600	4							4	90	I	GF	TS		IT		
P-33	8	6		2		●	ABS	337	55	28	22	SH	269,443	C	'78	'98	50		50							700	1	1											PA	IT		
P-34	4	4					LR	231	26	18	13	SH	62,236	C	'59	'97	190		190							1,800	34													IT		
P-35	20	14		6		●	ABS	336	54	28	21	SH	270,000	C	'75	'96	100		100			300		300	●	650	2								85	F	FB	TS		IT		
P-37	29	17		12		●	ABS	339	54	26	21	SH	282,000	C	'75	'00	150	16	153			320		205		1,000									120		FB	TS		IT		
P-43	34	20		14		●	ABS	337	55	27	21	SH	311,000	C	'75	'03	150	14	152	12		50		37		880	5								36					SALM		
P-48	21	13	8			●	ABS	337	55	27	21	SH	311,000	C	'73	'04	150	15	153			20				500	1								35	F	FB	TS		CALM		
P-50	42	17		25		●	ABS	337	55	28	21	SH	279,688	C	'80	'03	180	85	194	50	50	55	32			1,035	23	9		1	1	1	1	10	100		FB	TS		SM		
P-53	18	9		9		●		346	57	28	22	SH	322,446	C	'84	'07	180	210	215			189		245	●	2,000	75								160	S	FB			IT	P	9
P-54	21	11	2	6		●	ABS	337	54	28	22	SH	321,000	C	'79	'07	180		180							2,000	10															
P-57	28	19	17	9								DH		C	'03	'10	180		300			360		360		1,600	80								52	F	FB	TS		SM	P	9
P-58	29	19		10			DNV							N					0																					SM		
P-62														N	'99	'06	150	300	200	260	80 (GL)	132	132	180	na	970	15	6	2	1	2	na	Note 10	4	80	I	FB	TS		IT	D	ET, SM
PAZFLOR	49	25	2	22		●		325	61	32				N	'10		160	177	190							2,000		2	3											SM		
PEREGRINO	37	30		7		●		333	58			DH	300,000	C		'09	100	7.5	101							1,600	12								100			ET		IT		
PERINTIS					●		ABS	242	39	21	16	SH	94,237	C	'84	'99	35	100	52	100		18		25		640	6								60	S		TS		ET	P	6
PETROJARL BANFF	5					●	DNV	121	54	21	13	DH	20,800	N	'98	'01	46	20	49	20		47		52	●	180	8	3			2				68	I	GF	TS		IT	P	8
PETROJARL FOINAVEN	22					●	DNV	240	34	13		DH	43,276	C	'89	'08	140	100	157	114		165		165	●	280	15	2	1	1			1	2	75	I	GF	TS		IT	P	STP
PETROJARL I	5					●	DNV	209	32	18	13	DH	31,473	N	'98	'99	57	53	66	53		57		100		420	1								77	I	FB	TS		IT	P	10
PETROJARL VARG					●		DNV	214	38	21	16	DH	60,000	N	'98	'02	80		80					60		1,000	4	2						2			GF		SP	IT		
PETROLEO NAUTIPA						●	DNV	255	44	23	16	SH	141,330	C	75	'02	20	3	21			10	10			1,080	18								70	F	FB	TS		SM	P	8
PIPA II FDPSO														C	'94	'09	30		30				10			300	2								28					CALM		
POLVO					●		ABS	325	55	28	17	SH	257,272	C	80	'07	90	7.5	91			135	135	100		1,600	6								75	F	FB	TS	Swivel	IT	D	6
PYRENEES VENTURE	13	9	1	3		●						DH		C			63	60	73		60	110		110		850															D	
RANG DONG I	Note 8				N/A	●	ABS	320	46	24	17	SH	150,000	C	'78	'04	65		65	N/A	N/A	N/A	N/A	N/A		1,000	1	1	N/A	N/A	N/A	N/A	N/A	N/A	68	F	FB	TS	PILE	ET	P	9
RAROA	5			3			ABS							N	'07		95	83	109	72		120		90	●	120	10								60	S	FB	TS		IT	P	10
RUBICON INTREPID						●	DNV	217	32	19	13	DH	67,436	C	'81	'07	15	40	22			30				450									36		FB					
RUBICON VANTAGE	8						DNV	228	32	19	13		67,436	C	'87	'08	35		35							450									36							
RUBY II								245	41	22		SH		C	'90	'07	45	29	50		12		13			745	3								80					ET		9
RUBY PRINCESS	12	12			●		DNV	270	43	23	17	SH	140,905	C	'75	'98	30	25	34							1,000	2								60	F	FB	TS		ET	P	9
SAN JACINTO	5					●	ABS	105	21	9	6	SH	9,652	N	'94			37.5	6	N/A	N/A	N/A	N/A	N/A	N/A	135,000 m³ LPG	Note 9								60	N/A	FB	TS/SS	MAG	ET	P	9
SANHA LPG FPSO	Note 8				●		ABS	264	49	29	13	DH/DS	92,700	N	'01			125	40							362	4					3		1	90		FB	SS		ET	P	9
SAXI-BATUQUE (KIZOMBA C)	20	9	5	10		●	ABS	369	56	29	22	SH	295,000	C	'77	'07	100	150	125	150	20	80	80	150		2,000	13	4	2	1	2			4	100	L, I	FB	TS	L, I	ET	P	9
SCHIEHALLION	29					●	LR	245	45	27	20	DS	154,000	N	'10		90	665	201							1,000														IT		
SEA EAGLE (EA FPSO)	20						LR	274	50	28	20	DS	207,000	N	'02		200	600	300	530						920	22	10		4		3	1	1	116	S	FB	TS		JSY	P	12
SEA ROSE (WHITE ROSE)	21	8	2	11		●	DNV	258	46	27	18	DH	140,000	N	'05		105	145	129	145		100		125		630	9							2	80					IT		9
SEILLEAN (Note 1)	1	1				●	LR	246	37	21	12	SH	56,000	N	'86	'99	200	105	218	282		180		390		2,000									140	I	FB	TC,TB		SM	P	16
SENDJE BERGE	8					●	DNV	350	52	27	22	SH	274,333	C	'74	'04	38	30	43	OPT		OPT	42	OPT		920									100	F, I	FS	T		SM	P	12
SENDJE CEIBA	28					●	DNV	265	52	27	22	SH	274,473	C	'75	'01	160	45	168	OPT		135		135		2,000									100	F, I	FS	T		SM	P	12
SERPENTINA	20	15		5		●	ABS	362	56	29	22	SH	307,000	C	74	'02	110	160	100	150	50	150	50	150		1,900	9	6	1	1	1			3	100	I	FB	TS		ET	P	9
SEVAN GOLIAT							DNV	60	60	27	18			N	'09		100	15	103							1,000	25								120						SM	14
SEVAN HUMMINGBIRD	2	1		1		●	DNV	60	60	27	18			N	'07		30	125	51	110	0	NA	NA	NA		300	21								63					SM		9
SEVAN PIRANEMA	6	3		3			DNV	65	65	27	18		13,000	N	'06		30		30				20			300														SM	P	
SEVAN VOYAGEUR							DNV	66	60		55			N	'08		30		30							270	10								54					SM	P	12
SKARV-IDUN	17					●	DNV	292	51	29			40,600	N	'09		85	670	197	12		250		240		554	13	8	1	1		3		4	100		FB	TS	Suction	IT	P	8
SONG DOC MV19	5												70,000	C		'08	30		30							360														SM	D	12
STYBARROW VENTURE MV16	9	5	1	3			ABS	265	48				140,000	N		'07	11	10	13	2		10				53	5								4	F	GF	SS		SM	P	8
TAKAMA								311	58				264,631	C	'87																										P	
TANTAWAN EXPLORER	Note 8				●		ABS	284	43	21	16	SH	136,960	C	'76	'96	50	150	75		150	25	25			1,000	7	5						2	100	S	FB	TS	N/A	ET	P	6
TERRA NOVA	24	14	3	7	na	●	LR	292	46	28	19	DH	196,000	N	'99		32	5.4	33			14				550	2								88	F	EF/GF	TS		ET	P	ET
TOISA PISCES							DNV	104	23	9	7	DH	7,200	C	'97	'04	20	36	26			4				24									70					DP		
TRINITY SPIRIT	7				●		ABS	337	55	27	18	SH	279,187	C	'76	'97	20	50	28	4		16		40		1,700	4								55	F	FB	TB		SM	P	8
TRITON	11	8	1	2		●		244	42	21		DH	105,000	N	'99		200	260	243				250	450		2,200								15				CB		SM	P	12
TUPI NORDESTE														N																							FB	TS		SM	P	
UISGE GORM	9					●	LR	248	40	21	15	DS	101,605	C	'83	'95	57	20	60	20	20	100		70		594	13							9	65	F, I	FB	TS		IT	P	9
UMUROA		4				●	ABS	232	46	23	15	SH	118,095	C	'80	'07	50	25	54		25		118			773	18	2			4			4	60	I, L	FB	TS	Swivel	IT	D	9
USAN	42	23	10	9		●	BV	320	61	32	25	DH	114,000	N	'06		180	35	186	185			100	135		2,000	11	4	2	1	4			5	180	F, L	FB	CB,TB	Piling	SM	P	9
WENCHANG II (HAI YANG SHI YOU 116)	26							230					100,000	N	'06		100		100							700	1	1											PA	IT	D	9
XIJIANG (HAI YANG SHI YOU 115)								230					100,000	N	'06		100	500	183	200	430	50			●	1,000	9	2		2		5			120	S, I	FB	CB		SM	P	14
XIKOMBA	7	4	1	2		●	ABS	366	52	26	21	SH	255,920	C	'74	'03	90	100	100	95	20	90	50	90	NO	1,840	15	2	2	1	0	0	7	3	100	L, I	FB	TS	Suction	ET	P	9
YUUM K'AK' NAAB							DNV	327	65	32	23		360,700	C	'81	'07	200	120	220							2,200	8								110				SP	IT	D	13
ZAFIRO PRODUCER	38					●	ABS	331	56	27	20	SH	263,933	C	'73	'99	80	60	90	45		40	35	100		1,900	8							4	150	I	FB, FF	TB		SM	P	12

Excel Marco EM GLOBAL GROUP OF COMPANIES
AUSTRALIA BRAZIL CHINA INDONESIA MALAYSIA MYANMAR PHILIPPINES SINGAPORE THAILAND UAE VIETNAM
TURN-KEY SOLUTIONS FOR PROCESS AUTOMATION & SAFETY SYSTEMS
• Integrated Control and Safety System (ICSS)
• Emergency Shutdown System (ESD/SIS)
• Fire & Gas Detection & Protection (FGS)
• Vessel Management System (VMS)
• Wellhead Control Panel
• Functional Safety (SIL) Consultation & Training
• Burner Management System
• Tank Gauging System
• Power Management System
• Turbo-machinery Control & Protection
• SCADA
• Terminal Automation System (TAS)
• Analyzers System
• Other Critical Process Control Systems
We Build a Safer Tomorrow
www.excelmarco.com
Tel: +65 6858 6635 Fax: +65 6858 2884 E: email@excelmarco.com

Solar Turbines
A Caterpillar Company
Count on Solar® systems and experience with turbine-driven generators, compressors and pumps for rugged offshore production.
www.solarturbines.com
Tel: +1-619-544-5352 Fax: +1-619-544-2444

WISON
The NEW name in Offshore.
www.wison.com
www.wisonfs.com
• Houston • Shanghai • Singapore • Rio

2010/2011 PETROLEUM EVENTS CALENDAR

Offshore Middle East Conference & Exhibition
October 12 – 14, 2010
Doha, Qatar
www.offshoremiddleeast.com

Deepwater Operations Forum & Exhibition
November 2 – 4, 2010
Galveston, Texas USA
www.deepwateroperations.com

Deep Offshore Technology International Conference & Exhibition – Amsterdam
November 30 – December 2, 2010
Amsterdam, Netherlands
www.deepoffshoretechnology.com

Topsides Conference & Exhibition
February 1 – 3, 2011
Galveston, Texas USA
www.topsidesevent.com

Subsea Tieback Forum & Exhibition
February 22 – 24, 2011
San Antonio, Texas USA
www.subseatiebackforum.com

Offshore West Africa Conference & Exhibition
March 15 – 17, 2011
Accra, Ghana
www.offshorewestafrica.com

Alliance Engineering
FPSO Topside Design Kit
Jump-start your FEED, shorten your schedule, improve reliability, and add flexibility.
Save time, weight, and money. Ask us how.
(281) 828-6000 • www.alliance-engineering.com

Concept Engineering to Turnkey Contracts
Complete Development of Offshore Oil & Gas Fields
MORE INNOVATIVE THAN EVER
DORIS Engineering - www.doris-engineering.com