

TABLE OF CONTENTS

4 2006 PREVIEW



23 2006 OPPONENTS



6 COACHING STAFF



29 2005 REVIEW



10 PIONEER PLAYERS



38 HISTORY & RECORDS



QUICK FACTS

President: Dr. Jean A. Scott (Westhampton College at the University of Richmond, 1968)
Enrollment: 1,300
Founded: 1835
Location: Marietta, Ohio
Nickname: Pioneers
Colors: Navy Blue and White
Conference: Ohio Athletic Conference
Division: NCAA Division III
Stadium: Don Drumm Stadium (7,000)
Athletics Director: Debora Lazorik (St. Francis, 1977)
Head Football Coach: Curt Wiese (Minn. State-Mankato, 1999)

Career Record: 0-0 (First year)
MC Record: 0-0 (First year)
2005 Record: (5-5 overall, 4-5 OAC)
Letterwinners Returning/Lost: 34/17
Starters Returning: 7 Off, 9 Def, 4 Spec
Basic Offense/Defense: Multiple/3-4
Head Certified Athletic Trainer: David Marchetti

2006 Football Guide Credits

Editor: Dan May '03
Assistant Editors: Dana Donchess '08, Molly Cheivitz '08
Cover Design & Layout: Ryan Zundell '93

Contributing Photographers:
Mitch Casey, Maggie Koehler, The Marietta Times, Dan May & Tom Perry
Advertisement Sales: Wendy Thiemann

Sports Information Office
215 Fifth Street, Marietta, OH 45750
Director: Dan May
Office: (740) 376-4891
Cell: (740) 438-3013
Fax: (740) 376-4674
E-mail: mayd@marietta.edu
Web site: www.marietta.edu/athletics

GENERAL INFORMATION

- 2 Media Information
- 2 Directions To Marietta
- 3 Marietta College
- 20-22 The Ohio Athletic Conference
- 61 Don Drumm Stadium
- 62 Dr. Jean A. Scott
- 62 Debora Lazorik
- 62 Athletic Staff

COACHING STAFF

- 6-7 Head Coach Curt Wiese
- 8-9 Assistant Coaches

2006 SEASON

- 4-5 Outlook
- 10-11 Alphabetical Roster
- 12-13 Numerical Roster
- 14-19 Returning Lettermen
- 19 Pronunciation Guide
- 23-27 The Opponents
- 28 Scores vs. '06 Foes

2005 SEASON

- 29-30 Review
- 31-35 Game-By-Game
- 36-37 2005 Statistics

NUMBERS AND RECORDS

- 38-39 MC Football History
- 39 Coaching History
- 40-41 Individual Records
- 41 Single Season Team Records
- 42-44 Annual Leaders
- 45 Former Captains
- 46-47 Postseason Honors
- 48-53 Former Players
- 54 Year-By-Year Records
- 55 MC vs. All Opponents
- 56-59 All-Time Scores
- 60 The Last Time

MEDIA INFO & DIRECTIONS

This media guide has been compiled for the use of sports writers, broadcasters, scouts and Marietta College opponents during the 2006 season. We hope you find the information complete and helpful.

Members of the media, welcome at all football games, may make use of our press area. Space, however, is apportioned on a first-come, first-served basis. Photographers may take vantage points along the sidelines surrounding the field, but they are not permitted in the playing area. Any requests dealing with special photo arrangements, media passes, broadcast rights, or other media arrangements should be made to the Sports Information Office at Marietta College, Marietta, Ohio, 45750. The office can also be reached at (740) 376-4891, by fax at (740) 376-4674.

MARIETTA COLLEGE

LOCAL MEDIA OUTLETS

Print Media

The Marietta Times
700 Channel Lane
Marietta, OH 45750
Office: (740) 376-5441
Fax: (740) 376-5475
Sports Editor: Kerry Patrick
Writer: Bill Robinson

The Parkersburg News
P.O. Box 1788
Parkersburg, WV 26101
Office: (304) 485-1891
Fax: (304) 422-7134
Sports Editor: Dave Poe

Zanesville Times-Recorder
34 S. Fourth Street
Zanesville, OH 43701
Office: (740) 450-6750
Fax: (740) 450-6759
Sports Editor: Dave Weidig

The Athens Messenger
US Route 33 N. & Johnson Rd.
P.O. Box 4210
Athens, OH 45701
Office: (740) 592-6612
Fax: (740) 592-4647
Sports Editor: Tony Casticone

Electronic Media

WTAP-TV
One Television Plaza
Parkersburg, WV 26101
Office: (304) 485-4588
Fax: (304) 422-4107
Sports Director: Jim Wharton

WMOA Radio
P.O. Box 708

Marietta, OH 45750
Office: (740) 373-1490
Fax: (740) 373-1717
Sports Director: John Wharff

WJAW Radio
3733 Monastery Road
McConnelsville, OH 43756
Office: (740) 962-3322
Fax: (740) 962-6929
Sports Director: Chris Wharff

Campus Media

WCMO Radio
Marietta College
Marietta, OH 45750
Office: (740) 376-4849

WMRT Radio
Marietta College
Marietta, OH 45750
Office: (740) 376-4806

The Marcolian
Marietta College
Marietta, OH 45750
Office: (740) 376-4555
Fax: (740) 376-4810

DIRECTIONS TO MC

From Exit 1 Marietta:

Bear right from exit ramp. At sixth light turn right (at Kentucky Fried Chicken or Fourth Street). Visitors' Parking Lot is one block on the right.

From Cincinnati:

Route 32 East becomes Route 50 East to Route 7 North into Marietta (over Washington Street Bridge). At the third traffic light (Fourth Street), turn right and go four blocks to Visitors' Parking on left.

From Pittsburgh:

Take I-79 South to I-70 West to I-77 South and take Exit 1.

From Cleveland:

Take I-77 South to Exit 1.

From Columbus:

Take I-70 East to I-77 South and get off at Exit 1.



MARIETTA COLLEGE

CHARTERED IN 1835

Marietta College traces its beginnings to the establishment of the Muskingum Academy, which was founded by pioneer settlers in 1797, in Marietta, Ohio. The Academy became the first institute of higher education in the Northwest Territory.

In 1835 Marietta College received its charter from the State of Ohio to offer college-level degrees. As a result, 171 years later, Marietta College now includes more than 40 buildings over 129 acres located two blocks from downtown Marietta.

Marietta College is a private, nonsectarian, coeducational, contemporary liberal arts college. As an institution of higher education, Marietta College seeks to prepare highly qualified graduates through its educational programs. The College offers Bachelor of Arts, Bachelor of Science, Bachelor of Science in Petroleum Engineering, and Bachelor of Fine Arts degrees, as well as four graduate degrees.

Consistently ranked by U. S. News

and World Report among the best liberal arts colleges in the Midwest, Marietta has attained national recognition for many of its programs, including studies in leadership education.

The faculty at Marietta College is one of the school's best assets. "Teaching is my calling, not my job," says Dr. Mabry O'Donnell, professor of communication and media studies. "I enjoy seeing the changes students make over the course of their academic careers."

The fall enrollment of the College was 1,300, including students from 42 states and 10 countries. The male-to-female ratio is nearly 50:50, and the student-to-faculty ratio is 12:1.

The community of Marietta, Ohio, was settled in 1788 by Revolutionary War veterans and became the first settlement of the Northwest Territory. Now a city of 14,000, Marietta saw its greatest growth during the oil boom of the late 19th century. Still, Marietta has retained a particular pioneer spirit of independence and outward New

England charm. Its historical significance also makes Marietta a popular location for tourists around the country.

Marietta is a riverboat town situated at the confluence of the Ohio and Muskingum rivers, and many of the community's most important celebrations and activities are associated with the rivers. Regular stops are still made at Marietta by such passenger steamboats as the Delta Queen and the Mississippi Queen.

Marietta is part of the Marietta-Parkersburg metropolitan area, which has a population of more than 130,000. It is located 120 miles southeast of Columbus, Ohio; 140 miles southwest of Pittsburgh, Pa.; and 90 miles north of Charleston, W.Va.

Direct air service is available from Cleveland with multiple daily flights out of the Mid-Ohio Valley Airport in Wood County, W.Va., located five minutes from Marietta. There is also a Lakefront Lines bus stop on the College campus, and tickets can be purchased through Campus Services.



MCDONOUGH CENTER FOR LEADERSHIP AND BUSINESS

ALL BUSINESS

PIONEERS LOOK TO CONTINUE THEIR PROGRESS TOWARD THE TOP OF THE OAC

It looks like another promising season for Marietta football, as the Pioneers enter their fourth season of a revitalization program. There will be one major difference, however, as Curt Wiese, the offensive coordinator since 2003, has taken the reigns from Todd Glaser, who resigned to lead Wisconsin-Eau Claire, his alma mater.

Wiese expects to return 34 players who earned a varsity letter from last year's team that went 5-5 and finished sixth in the Ohio Athletic Conference. Of those returnees, nine started on defense, seven started on offense and five played skill positions on special teams.

Senior quarterback Jason Vrable will lead the offense for his third and final year. Vrable rewrote the Pioneers' passing records in 2005, completing a school-best 164 passes and throwing for a record 1,883 yards.

All-OAC performers returning include senior Jason Curry (wide receiver, return specialist, punter), junior Lance Parrish (offensive lineman), junior Brian Hahn (linebacker) and junior Clay Ream (nose tackle).

In addition, junior Joe Webb gets a chance to lead the running attack, while senior Nic North and junior Chad McDaniel will join Curry at receiver. Defensively, look for seniors Jeff Mast and Bryan Adams to anchor the line, while seniors Anthony Banks, Lonnie Meyers and J.J. Wheeler provide experience in the secondary.

Here is a look at the Pioneers by position:

Quarterback: Vrable is back after a standout junior season, while junior varsity veteran Aaron Spahlinger will be pushing him for playing time. Vrable, a versatile lefty, completed 164-of-298 passes for 1,883 yards with 12 touchdowns, but he was also picked 12 times. Spahlinger has seen limited varsity action during his first two



SENIOR QUARTERBACK JASON VRABLE

seasons, but has the tools to step in and be successful at that level.

Running back: Webb, as well as senior Arden Renze and sophomore Garrett Banks will battle for carries in the Pioneers' backfield following the graduation of All-OAC rusher Steven Wagner. Webb was the second option at running back in 2005, rushing for 315 yards and three scores over the final nine games of the season. Both Renze and Banks will look to carry over their experience at the junior-varsity level to the backfield. Senior Corey Jacobs returns for his third year at fullback and will be pushed for playing time by junior Adam Smith.

Tight end: Senior John Bokot returns after pulling in five grabs for 48

yards and one touchdown, which was the game-winner against archrival Muskingum. Sophomores Maurice Page and Jordan Abrams are competing with Bokot for reps this season.

Wide receiver: The top three pass catchers, North, Curry and junior Chad McDaniel, return from 2005. North, who set the MC single-game reception mark with 14 grabs against Muskingum last year, led the squad in catches with 50 for 505 yards and two touchdowns. Curry added 37 catches for a team-high 507 yards and six scores, while McDaniel pulled in 31 passes for 378 yards and one touchdown. In addition, looking to crack into the rotation will be sophomores Andrew Good, Ian

Vanness, Mike Sowko and David Allen.

Offensive line: Two starters – Parrish and sophomore center Kyle Musselman – return from last year. Juniors Jason MacKay and Brad Roberts, who split time starting at tackle last season, are also back. Competing against Musselman for time at center will be juniors Tom Daniel and Joel McKinney. The battle for the second guard position will be between juniors Steven Kwolek, D.J. Martin and Greg Rose. Sophomores Will Ritter and Jesse Daubert are also fighting for time at tackle.

Defensive line: Five players – Ream, Mast, Adams and juniors Dan DeZordo and Pete Hashman – have all started on the defensive line during their careers and return this fall. Ream, a second team All-OAC nose tackle, had 66 stops, including 11 for a loss and 3 1/2 sacks in 2005. Mast and DeZordo added 49 and 28 tackles, respectively, while Hashman returns after missing 2005 due to an injury. Junior Derek Thomas, along with sophomores Dave Loyer and Rob McCullum should also see action on the line this year.

Linebackers: Hahn, an honorable mention All-OAC selection in 2005, and senior Sean Callahan will be the leaders. Hahn paced the defense with 98 tackles last year. He also added 10 tackles for a loss and four sacks. Juniors competing for time on the field include Carter Shaver, Brian Myers, Rob Phillips and Jon Sidle, while sophomores looking to make and impact are Grant Cowell, Joe Deppen, Dana Blair and Jamie Schumacher.

Defensive backfield: Three seniors return to the secondary this season – Banks and Meyers at safety and Wheeler at corner. All three are battle tested in the tough OAC. Banks had 62 tackles and led the team with four interceptions in 2005. He is now 26 yards shy of tying Marietta's career record for interception return yards. Meyers added 24 stops and two picks, while Wheeler made 49 tackles and had one interception. Junior corner Cody Venderlic is the fourth starter

back from last year's team. Junior Dave Oriani and sophomores Adam Sigman and Lee Knepp are also competing for time in 2006.

Special teams: The place kicking duties will be up for grabs between junior Nick Manson and sophomore Pat Lane – they split the job last year. Curry returns to handle punting duties after tying the MC single-season record for punts (66) and breaking the mark for season punting yards (2,505). However, junior Jon Bencie should push him at the position. Curry, who was also a second team All-OAC return specialist last year, will team up with Banks to return punts and kicks in 2006.

Schedule: For the fourth time in the last six years, the Ohio Athletic Conference, one of the top leagues in the nation, features the reigning National Champion in Mount Union,

and competition will be as stiff as ever. The Pioneers will complete the home and away series at non-conference foe Emory & Henry (Va.) to open the season on Sept. 2. The second annual River City Bowl is set for Don Drumm Stadium and OAC opener against Baldwin-Wallace on Sept. 16. A full evening of fun is being planned for an Alumni Day crowd. Away contests with Otterbein (Sept. 23) and Capital (Sept. 30) are followed by back-to-back home games against Muskingum (Oct. 7) and John Carroll (Oct. 14). The game with the Blue Streaks is Homecoming. The Pioneers then travel to Ada to face Ohio Northern (Oct. 21) before returning home to take on Heidelberg (Oct. 28). The final road trip of the year is at Wilmington (Nov. 4), before MC hosts Mount Union (Nov. 11) for its regular season finale and Senior Day at Don Drumm.



JUNIOR RUNNING BACK JOE WEBB

HEAD COACH CURT WIESE

COACH WIESE WILL CONTINUE TO MOVE THE PIONEERS IN THE RIGHT DIRECTION

Curt Wiese, Marietta College's offensive coordinator the past three seasons, was introduced as the Pioneers' new head football coach by Athletics Director Debbie Lazorik during a press conference March 21 in the Board of Trustees Conference Room.

Wiese, the 27th head coach in 111 years of Marietta College football, will continue to serve as the Pioneers' offensive coordinator, a position he has held the past three seasons.

"I am pleased to announce that Curt Wiese will take over as head coach and continue the work that has been started by Todd Glaser," Lazorik said. "I am confident that Curt and his staff are prepared to take the next step with our football program and I am pleased for our players that Curt will provide important continuity for the program. The College looks forward to this season and continued success for the program."

During his tenure as offensive coordinator, his unit showed continuous improvement. Under his guidance, Marietta averaged 305.5 yards of total offense – 132.5 rushing and 173.0 passing – over the three-year span. In addition, he has coached six All-Ohio Athletic Conference and two Academic All-OAC offensive players.

"This is a great opportunity to continue what was started here three years ago," said Wiese, who played quarterback at both Minnesota State University-Mankato and Wisconsin-Stevens



JENNY, CURT AND DAUGHTERS MAKENNA AND ALEXIS

Point. "We have great support from the Marietta community and the College community. I welcome the challenge of improving the program both academically and athletically."

In 1998, Wiese helped lead the UW-Stevens Point Pointers to a conference championship. Prior to joining Marietta, Wiese served as a graduate assistant at UW-Eau Claire for two seasons and coached the tight ends. He stayed at UW-Eau Claire for an additional season and coached the offensive line.

"We have a great group of student-athletes set to return and we are expecting some key additions," Wiese said. "We are all thankful to have had Todd and Tony (Jennison) with us for the past three years and wish them the best of luck in their new jobs."

Wiese and his wife, Jenny, have

two daughters, Alexis, 3, and Makenna, 1. They reside in Marietta.

There have been some other changes within the staff for 2006. Ben Halder has moved to defensive coordinator and Brian Haines will now coach the defensive backs and serve as the strength & conditioning coach. Sean Smith and Chris Buckler were hired to lead the quarterbacks and defensive line, respectively. Smith will also coordinate the special teams while Buckler will coordinate the recruiting.

Graduate assistants Erik Pedersen (wide receivers), Denny Ziegler (corner back), Rick Ciccone (running backs) and Jason Price (offensive line), as well as student assistants Eric Workman (linebackers), James Taylor (linebackers) and Ben Smith (linebackers) round out the staff.

ASSISTANT COACHES

FAMILIAR FACES TAKE ON NEW RESPONSIBILITIES IN 2006

DEFENSIVE COORDINATOR

A graduate of Minnesota State University, Mankato, Ben Halder begins his fourth season with the Pioneers and first as the defensive coordinator after serving as the offensive line coach for the last three years.

Halder played defensive end for the Mavericks and graduated with a degree in elementary education. After graduation, he moved to Yucca Valley, California, and was an offensive/defensive line coach for a season. Halder spent the next two seasons as the Head Football Coach at Yucca Valley High School.

"I am looking forward to the challenge of coordinating the defense," said Halder. "With a great group of hard-working guys, I expect the defense to set the tone of the team this season."

Halder, who also served as an assistant track coach for three seasons, earned his Master's of Education at MC in the spring of 2005.

Ben and his wife, Bridgette, live in Marietta with their daughter, Paige, who was born in May.



BEN HALDER

QUARTERBACKS/SPECIAL TEAMS

Sean Smith, the former Marshall quarterback, begins his first season with the Pioneer football staff.

Smith, who graduated from Marshall with a Bachelor of Business Administration in 2000 and Masters of Science in athletic administration in 2002, spent the last two seasons as the quarterbacks coach at St. Marys High School in West Virginia. During that time, Smith also worked as a sales representative for Athlon Pharmaceuticals, where he was a three-time District Salesman of the Month.

While at Marshall, Smith served as the backup to current N.Y. Jets quarterback Chad Pennington and played baseball with the Thundering Herd.

I am anxious for the players to return and the season to begin," said Smith. "I am confident that my experience will help us as we continue to build in a winning program here at Marietta."

Sean and his wife Angie live in Vienna, W.Va.



SEAN SMITH

DEFENSIVE BACKS/STRENGTH COACH

Brian Haines, a 2004 graduate of Marietta College, begins his third season as an assistant with the Pioneers. He will be tackling new responsibilities this fall, serving as the defensive backs coach after leading the receivers in 2004-05. Haines is also the strength and conditioning coach.

Haines pulled in 34 receptions for 307 yards in his final year with the Pioneers in 2003. He currently sits in fourth place all-time with 118 receptions and in fifth place with 1,252 receiving yards.

"The leadership of the senior class, as well as the dedication by all to their summer workouts, leads me to believe that MC football is poised for another great season," said Haines.

Haines, a Williamstown, W.Va. native, lives in Marietta.



BRIAN HAINES

WIDE RECEIVERS

Erik Pedersen begins his second season as a graduate assistant for the Pioneers in 2006. Pedersen, who also helps the sprinters on the track team, is a 2005 graduate of Cornell (IA), where he won 11 varsity letters with the Rams. As a senior captain in football, Pedersen led Cornell with 30 catches for 345 yards. He was also a senior captain on the track team and played basketball during his time with the Rams.

"I am very thankful to be given the opportunity to begin my coaching career at Marietta," said Pedersen. "We have a great staff and I look forward to a great season."

The Janesville, Wis. native earned a bachelors degree in sport administration at Cornell and should graduate with his Master's of Education this spring.



ERIK PEDERSEN

CORNER BACKS

Denny Ziegler begins his second season as a graduate assistant with Marietta College. The 2005 Otterbein graduate will coach corner backs for the Pioneers.

Ziegler, a former corner back himself, was a three-year letterwinner with the Cardinals. He finished his career with 98 tackles, three interceptions, one sack, broke up eight passes, forced one fumble and had one fumble recovery during his time in Westerville.

"Marietta is a great place for me to start my coaching career," said Ziegler. "I am thankful for the chance to work with such a knowledgeable coaching staff and a dedicated group of athletes."

Ziegler, a native of Strongsville, earned his Bachelor of Arts in Business Management at Otterbein. He is also a Resident Director and began working on his Master's of Art in Liberal Learning at Marietta last fall.

**DENNY ZIEGLER**

RUNNING BACKS

Rick Ciccone, a 2005 graduate of Mount Union, begins his first year as a graduate assistant with Marietta.

Ciccone, a member of two National Championships teams as a player and another as a student-assistant, was a running back for the Purple Raiders. The 2004 second team All-OAC honoree ran for over 1,900 yards and 24 touchdowns during his collegiate career. He will use that experience to lead the Pioneer running backs in 2006.

"This is a great place for me to start my coaching career," said Ciccone. "I am thankful to work with such a knowledgeable coaching staff."

Ciccone, a native of Coshocton, earned his Bachelor of Arts in history with a minor in business administration and education at Mount Union. He has also been hired as a Resident Director at Marietta and will begin working on his Master's of Education this fall.

**RICK CICCONE**

DEFENSIVE LINE/RECRUITING

COORDINATOR

Chris Buckler, who spent the 2005 season as an intern on the Alabama coaching staff, will lead the Pioneers' defensive line in 2006.

Buckler, a former football and track & field standout at Miami University, graduated with a Bachelor of Science in business with a concentration in marketing and a Bachelor of Science in education with a concentration in physical education in 2001. In 2004, he also earned his Juris Doctor from Marquette Law School and his Certificate in Sports Law from the National Sports Law Institute. Buckler added a Masters in Education with a concentration in sports management from Alabama in 2006.

While at Alabama, Buckler was the academic advisor for the football team, monitoring players' grades, attendance and study hall. Before joining the Crimson Tide, Buckler also spent time as the strength and conditioning coordinator and the compliance intern at the Division I level.

"Marietta College has given me a great opportunity to move closer to home and to my family," said Buckler. "I am looking forward to bringing my experiences at the Division I and Division II levels to help Marietta compete for an OAC Championship and National Championship."

Chris lives in Marietta.

**CHRIS BUCKLER**

OFFENSIVE LINE

Jason Price, a 2006 graduate of Marietta, will join the staff this fall as the offensive line coach.

Price earned four varsity letters with the Pioneers, spending time on both the offensive and defensive line during his playing career. The 2005 Academic All-OAC recipient was one of Marietta's Clyde Lamb Award winners in 2006.

"I am excited to be able to help out the coaching staff this season," said Price. "Having played in the system for three years makes the transition much easier and I look forward to leading the offensive line in 2006."


Price, a native of Fredericktown, earned his Bachelor of Arts in history with a minor in education from Marietta. He currently resides in Marietta.

**JASON PRICE**

STUDENT ASSISTANTS



BEN SMITH



JAMES TAYLOR



ERIC WORKMAN

First & Ten Luncheons

Join the Pioneers each Monday at 12 p.m. in the President's Conference Room of Ban Johnson as they recap the previous game and look forward to next week's action.



PRONUNCIATION GUIDE

BELIN: BEE-LINE	MUSTER: MUST-ER
BENSIE: BEN-ZEE	ORIANI: OR-E-AN-EE
BERQUIST: BR-QUIST	PEARSON: PEER-SON
BIARMAN: BEER-MAN	PELTO: PELT-O
BRETZ: BRETT'S	PRESCOTT: PRESS-COT
CASTANGA: SU-RENO	RENNER: WREN-NER
CLICHÉ: CLEE-SHAY	RENZE: WREN-ZEE
DEPPEN: DEP-PIN	RUBLE: RUE-BEL
DOEER: DOOR	SCHAAD: SHAAD
FRISCH: FRISH	SCHUMACHER: SHOE-MACHER
GRECU: GRECK-UE	SHAVER: SHAVE-ER
HAHN: HAN	SIDLE: SIGH-DEL
KEPINS: KEP-INS	SOTIROKOS: SO-TE-ROW-KUS
KWOLEK: QUO-LECK	SOWKO: SO-CO
LEMKE: LEM-KEY	SPAHLINGER: SP-ALL-EN-GER
LUCEY: LUCY	VANNESS: VA-NESS
MONNOT: MONNET	VENDERLIC: VENDER-LICK
MOSER: MO-SHURE	VRABLE: VRAY-BULL
MOSSBERG: MOSS-BERG	WIESE: WE-SEE
MUSSELMAN: MUSCLE-MAN	

ALPHABETICAL ROSTER

No.	Name	Yr.	Pos.	Ht.	Wt.	Hometown/High School
82	Jordan Abrams	So.	TE	6-2	215	Powell/Dublin Scioto
6	David Allen	So.	WR	5-9	180	Akron/Springfield
80	Bryan Adams*	Sr.	DL	6-4	250	Beachwood, N.J./Monsignor Donovan
62	Jayce Bailey	Fr.	DL	6-0	228	Cleveland/Central Catholic
9	Anthony Banks*	Sr.	DB/WR	5-10	195	Colonial Heights, Va./Thomas Dale
28	Garrett Banks*	So.	RB	5-9	185	Barberton
99	Anthony Belin	Fr.	DL	6-0	250	Stockport/Linden
35	Jon Bencie	Jr.	K/P	6-0	180	Fairview Park/Fairview
59	Sam Biearman	Fr.	OL	6-0	270	McMurray, Pa./Peters Township
34	Dana Blair*	So.	LB	5-8	195	Canal Winchester
81	John Bokat*	Sr.	TE	6-3	245	Carmichaels, Pa./Geibel Catholic
49	Howie Bretz	Fr.	LB	5-9	185	Newark/Licking Valley
10	Sean Callahan*	Sr.	LB	6-2	210	Bryn Mawr, Pa./Radnor
97	Chris Carter	Fr.	DL	6-0	235	Amesbury, Mass.
37	Rich Castagna	Fr.	RB	5-10	165	McMurray, Pa./Peters Township
68	Shane Cliché	Fr.	OL	6-2	305	Uniontown/Ellet
32	Grant Cowell*	So.	LB	5-11	205	Perrysville/Loudonville
14	Jason Curry*	Sr.	WR/P	6-2	185	Akron/Springfield
56	Jon D'Angelo	Fr.	LB	6-1	195	Midland, Pa./Western Beaver
69	Tom Daniel	Jr.	OL	6-4	305	Highland Heights/Mayfield
72	Jesse Daubert	So.	OL	6-3	260	Perrysville/Loudonville
38	George Davis	Fr.	RB	5-10	185	Warren/Newton Falls
45	Joe Deppen*	So.	LB	5-9	200	Ashland
92	Dan DeZordo*	Jr.	DL	6-1	250	Louisville/Marlington
54	Andrew Doerr	Fr.	LB	6-1	240	Pittsburgh, Pa./North Hills
4	Mark Erkkila	Jr.	LB	6-0	200	Perry
53	Josh Eshelman	Fr.	TE/DL	6-0	225	Minerva
74	George Frisch	Fr.	OL	6-4	330	Glenshaw, Pa./Shaler Area
46	JR Gibson	Fr.	DB	5-8	155	Seabring/West Branch
7	Andrew Good	Jr.	WR	6-0	200	Bexley
64	Vlad Grecu	Fr.	OL	6-4	345	Akron/Firestone
11	Brian Hahn*	Jr.	LB	5-10	216	Upper Sandusky
50	Pete Hashman*	Jr.	DL	6-2	250	St. Marys, W.Va.
13A	Dexter Hughes	Fr.	QB	6-6	195	Woodsfield/Monroe Central
44	Corey Jacobs*	Sr.	FB	5-9	205	Glenshaw, Pa./North Hills
90	Justin Jones	Fr.	DL	6-2	195	Newark/Licking Valley
29	Lee Knepp	So.	CB	5-9	165	Alliance/Marlington
67	Steve Kwolek*	Jr.	OL	6-6	315	New Castle, Pa./Union Area
3	Pat Lane*	So.	K	5-10	150	Cutler/Warren Local
4A	Corey Lemke	Fr.	QB	5-10	180	Loudenville
95	David Loyer	So.	DL	6-0	230	Barberton
41	Jordan Lucey	Fr.	QB	6-2	188	Pittsburgh, Pa./Perry
75	Jason MacKay*	Jr.	OL	6-4	252	Bexley
40	Nick Manson*	Jr.	K	5-8	165	Canal Fulton/Akron Manchester
71	D.J. Martin*	Jr.	OL	6-4	285	Summersville, W.Va./Nicholas County
89	Monte Martin	Fr.	WR	5-9	175	Cambridge/Meadowbrook
94	Jeff Mast*	Sr.	DL	6-2	250	Defiance
93	Rob McCullum	So.	DL	6-1	200	Marlton, N.J./Cherokee
5	Chad McDaniel*	Jr.	WR	6-1	190	Wooster/Triway
61	Joel McKinney	Jr.	OL	6-4	275	Rocky River

No.	Name	Yr.	Pos.	Ht.	Wt.	Hometown/High School
12	Lonnie Meyers*	Sr.	DB	5-8	170	Cumberland, Md./Fort Hill
57	Ray Monnot	Fr.	DL	6-1	205	Canton/Timken
60	Dan Moore	Fr.	OL	5-11	235	Lake More/Springfield
1	Jacque Moser	Fr.	LB	6-2	210	Apollo, Pa./Kiski Area
20	Anthony Mossberg	Fr.	LB	6-0	210	New Matamoras/Frontier
31	Marty Mueller	Fr.	WR	6-0	185	Pittsburgh, Pa./North Hills
52	Kyle Musselman*	So.	OL	6-1	285	Pickerington/Central
43	Marcus Muster	Fr.	DB	5-9	185	Akron/Ellet
47	Brian Myers	Jr.	LB	5-8	210	Munroe Falls/Stow-Munroe Falls
24	Scott Nelson	Sr.	DB	5-10	180	Hartville/Akron St. Vincent-St. Mary
19	Nic North*	Sr.	WR	6-2	175	Madison, Wis./East
13	Dave Oriani	Jr.	DB	5-11	185	Chesterland/West Geauga
84	Maurice Page	So.	TE	6-3	200	Pittsburgh, Pa./Oliver
76	Lance Parrish*	Jr.	OL	6-2	275	Mansfield/Loudonville
85	Austin Partridge	Fr.	WR	5-10	185	Loveland
30	Marcus Pearson	Fr.	RB	5-9	175	Akron/Kenmore
66	Matt Pelto	Fr.	OL	5-9	360	Hurricane, W.Va.
17	Rob Phillips	Jr.	LB	6-0	200	Terrace Park/Mariemont
48	David Prescott	Fr.	LB	6-0	205	Berea
98	Clay Ream*	Jr.	DL	6-3	270	Burbank/Northwestern
88	Sean Reed	Fr.	RB/CB	5-8	155	Akron/Ellet
12A	Gavan Renner	Fr.	QB	5-10	165	Friendly, W.Va./St. Marys
27	Arden Renze*	Sr.	RB	5-8	185	Uniontown, Pa./Geibel Catholic
77	Will Ritter	So.	OL	6-3	275	Glenn Burnie, Md./North
78	Brad Roberts*	Jr.	OL	6-1	280	Princeton, W.Va.
91	Nick Robson	Fr.	DL	6-0	250	Pickerington/Central
63	Greg Rose	Jr.	OL	6-1	250	Clarksville/Clinton-Massie
79	James Ruble	Fr.	OL	6-3	285	Worthington/Thomas Worthington
52A	Dan Saylor	Fr.	DL	6-4	20	East Palestine
55	Braden Schaad	Fr.	LB	6-4	245	Williamstown, W.Va.
2	Jamie Schumacher	So.	LB	5-10	195	Imperial, Pa./West Allegheny
18	Carter Shaver*	Jr.	LB	6-0	190	Trotwood/Waynesville
26	Jonathan Sidle	Jr.	LB	6-0	200	Orrville
21	Adam Sigman	So.	DB	6-1	185	Barberton
42	Adam Smith*	Jr.	FB	5-10	200	Zanesville/Maysville
39	Gary Somerville	Fr.	LB	5-7	165	Akron/Ellet
83	Eddie Sotirokos	Fr.	TE	6-2	205	Beford, Pa.
15	Michael Sowko	So.	WR	5-8	165	Monongahela, Pa./Elizabeth Forward
8	Kirby Spahlinger	Jr.	QB	6-1	205	Newton Falls
51	Zach Starcher	Fr.	OL	6-2	290	Akron/Springfield
36	Rendell Taylor	Fr.	LB	5-7	225	Cleveland/Cleveland Heights
58	Derek Thomas*	Jr.	DL	6-3	240	Mount Nebo, W.Va./Nicholas County
87	Clinton Thompson	Fr.	DB	5-10	175	Williamstown, W.Va.
23	Alan Tracewell	So.	DB/WR	6-1	195	Williamstown, W.Va.
23A	Ian Vanness	So.	WR	6-4	195	Oxford/Talawanda
33	Cody Venderlic*	Jr.	DB	5-10	175	Friendly, W.Va./St. Marys
16	Jason Vrable*	Sr.	QB	6-0	205	South Park, Pa.
86	Sam Walz	Fr.	WR	5-10	165	Washington, Pa./Trinity
22	Joe Webb*	Jr.	RB	5-10	210	Monessen, Pa./Ringgold
25	J.J. Wheeler*	Sr.	DB	6-0	185	Zanesville/Maysville
73	Grant Wilcox	Fr.	OL	6-3	325	Streetsboro/Crestwood

* Letterwinners

** Roster is subject to change

NUMERICAL ROSTER

No.	Name	Yr.	Pos.	Ht.	Wt.	Hometown/High School
1	Jacque Moser	Fr.	LB	6-2	210	Apollo, Pa./Kiski Area
2	Jamie Schumacher	So.	LB	5-10	195	Imperial, Pa./West Allegheny
3	Pat Lane*	So.	K	5-10	150	Cutler/Warren Local
4	Mark Erkkila	Jr.	LB	6-0	200	Perry
4A	Corey Lemke	Fr.	QB	5-10	180	Loudenville
5	Chad McDaniel*	Jr.	WR	6-1	190	Wooster/Triway
6	David Allen	So.	WR	5-9	180	Akron/Springfield
7	Andrew Good	Jr.	WR	6-0	200	Bexley
8	Kirby Spahlinger	Jr.	QB	6-1	205	Newton Falls
9	Anthony Banks*	Sr.	DB/WR	5-10	195	Colonial Heights, Va./Thomas Dale
10	Sean Callahan*	Sr.	LB	6-2	210	Bryn Mawr, Pa./Radnor
11	Brian Hahn*	Jr.	LB	5-10	216	Upper Sandusky
12	Lonnie Meyers*	Sr.	DB	5-8	170	Cumberland, Md./Fort Hill
12A	Gavan Renner	Fr.	QB	5-10	165	Friendly, W.Va./St. Marys
13	Dave Oriani	Jr.	DB	5-11	185	Chesterland/West Geauga
13A	Dexter Hughes	Fr.	QB	6-6	195	Woodsfield/Monroe Central
14	Jason Curry*	Sr.	WR/P	6-2	185	Akron/Springfield
15	Michael Sowko	So.	WR	5-8	165	Monongahela, Pa./Elizabeth Forward
16	Jason Vrable*	Sr.	QB	6-0	205	South Park, Pa.
17	Rob Phillips	Jr.	LB	6-0	200	Terrace Park/Mariemont
18	Carter Shaver*	Jr.	LB	6-0	190	Trotwood/Waynesville
19	Nic North*	Sr.	WR	6-2	175	Madison, Wis./East
20	Anthony Mossberg	Fr.	LB	6-0	210	New Matamoras/Frontier
21	Adam Sigman	So.	DB	6-1	185	Barberton
22	Joe Webb*	Jr.	RB	5-10	210	Monessen, Pa./Ringgold
23	Alan Tracewell	So.	DB/WR	6-1	195	Williamstown, W.Va.
23A	Ian Vanness	So.	WR	6-4	195	Oxford/Talawanda
24	Scott Nelson	Sr.	DB	5-10	180	Hartville/Akron St. Vincent-St. Mary
25	J.J. Wheeler*	Sr.	DB	6-0	185	Zanesville/Maysville
26	Jonathan Sidle	Jr.	LB	6-0	200	Orrville
27	Arden Renze*	Sr.	RB	5-8	185	Uniontown, Pa./Geibel Catholic
28	Garrett Banks*	So.	RB	5-9	185	Barberton
29	Lee Knepp	So.	CB	5-9	165	Alliance/Marlington
30	Marcus Pearson	Fr.	RB	5-9	175	Akron/Kenmore
31	Marty Mueller	Fr.	WR	6-0	185	Pittsburgh, Pa./North Hills
32	Grant Cowell*	So.	LB	5-11	205	Perrysville/Loudonville
33	Cody Venderlic*	Jr.	DB	5-10	175	Friendly, W.Va./St. Marys
34	Dana Blair*	So.	LB	5-8	195	Canal Winchester
35	Jon Bensie	Jr.	K/P	6-0	180	Fairview Park/Fairview
36	Rendell Taylor	Fr.	LB	5-7	225	Cleveland/Cleveland Heights
37	Rich Castagna	Fr.	RB	5-10	165	McMurray, Pa./Peters Township
38	George Davis	Fr.	RB	5-10	185	Warren/Newton Falls
39	Gary Somerville	Fr.	LB	5-7	165	Akron/Ellet
40	Nick Manson*	Jr.	K	5-8	165	Canal Fulton/Akron Manchester
41	Jordan Lucey	Fr.	QB	6-2	188	Pittsburgh, Pa./Perry
42	Adam Smith*	Jr.	FB	5-10	200	Zanesville/Maysville
43	Marcus Muster	Fr.	DB	5-9	185	Akron/Ellet
44	Corey Jacobs*	Sr.	FB	5-9	205	Glenshaw, Pa./North Hills
45	Joe Deppen*	So.	LB	5-9	200	Ashland
46	JR Gibson	Fr.	DB	5-8	155	Seabring/West Branch
47	Brian Myers	Jr.	LB	5-8	210	Munroe Falls/Stow-Munroe Falls

No.	Name	Yr.	Pos.	Ht.	Wt.	Hometown/High School
48	David Prescott	Fr.	LB	6-0	205	Berea
49	Howie Bretz	Fr.	LB	5-9	185	Newark/Licking Valley
50	Pete Hashman*	Jr.	DL	6-2	250	St. Marys, W.Va.
51	Zach Starcher	Fr.	OL	6-2	290	Akron/Springfield
52	Kyle Musselman*	So.	OL	6-1	285	Pickerington/Central
52A	Dan Saylor	Fr.	DL	6-4	20	East Palestine
53	Josh Eshelman	Fr.	TE/DL	6-0	225	Minerva
54	Andrew Doerr	Fr.	LB	6-1	240	Pittsburgh, Pa./North Hills
55	Braden Schaad	Fr.	LB	6-4	245	Williamstown, W.Va.
56	Jon D'Angelo	Fr.	LB	6-1	195	Midland, Pa./Western Beaver
57	Ray Monnot	Fr.	DL	6-1	205	Canton/Timken
58	Derek Thomas*	Jr.	DL	6-3	240	Mount Nebo, W.Va./Nicholas County
59	Sam Bierman	Fr.	OL	6-0	270	McMurray, Pa./Peters Township
60	Dan Moore	Fr.	OL	5-11	235	Lake More/Springfield
61	Joel McKinney	Jr.	OL	6-4	275	Rocky River
62	Jayce Bailey	Fr.	DL	6-0	228	Cleveland/Central Catholic
63	Greg Rose	Jr.	OL	6-1	250	Clarksville/Clinton-Massie
64	Vlad Greco	Fr.	OL	6-4	345	Akron/Firestone
66	Matt Pelto	Fr.	OL	5-9	360	Hurricane, W.Va.
67	Steve Kwolek*	Jr.	OL	6-6	315	New Castle, Pa./Union Area
68	Shane Cliché	Fr.	OL	6-2	305	Uniontown/Ellet
69	Tom Daniel	Jr.	OL	6-4	305	Highland Heights/Mayfield
71	D.J. Martin*	Jr.	OL	6-4	285	Summersville, W.Va./Nicholas County
72	Jesse Daubert	So.	OL	6-3	260	Perrysville/Loudonville
73	Grant Wilcox	Fr.	OL	6-3	325	Streetsboro/Crestwood
74	George Frisch	Fr.	OL	6-4	330	Glenshaw, Pa./Shaler Area
75	Jason MacKay*	Jr.	OL	6-4	252	Bexley
76	Lance Parrish*	Jr.	OL	6-2	275	Mansfield/Loudonville
77	Will Ritter	So.	OL	6-3	275	Glenn Burnie, Md./North
78	Brad Roberts*	Jr.	OL	6-1	280	Princeton, W.Va.
79	James Ruble	Fr.	OL	6-3	285	Worthington/Thomas Worthington
80	Bryan Adams*	Sr.	DL	6-4	250	Beachwood, N.J./Monsignor Donovan
81	John Bokat*	Sr.	TE	6-3	245	Carmichaels, Pa./Geibel Catholic
82	Jordan Abrams	So.	TE	6-2	215	Powell/Dublin Scioto
83	Eddie Sotirokos	Fr.	TE	6-2	205	Beford, Pa.
84	Maurice Page	So.	TE	6-3	200	Pittsburgh, Pa./Oliver
85	Austin Partridge	Fr.	WR	5-10	185	Loveland
86	Sam Walz	Fr.	WR	5-10	165	Washington, Pa./Trinity
87	Clinton Thompson	Fr.	DB	5-10	175	Williamstown, W.Va.
88	Sean Reed	Fr.	RB/CB	5-8	155	Akron/Ellet
89	Monte Martin	Fr.	WR	5-9	175	Cambridge/Meadowbrook
90	Justin Jones	Fr.	DL	6-2	195	Newark/Licking Valley
91	Nick Robson	Fr.	DL	6-0	250	Pickerington/Central
92	Dan DeZordo*	Jr.	DL	6-1	250	Louisville/Marlington
93	Rob McCullum	So.	DL	6-1	200	Marlton, N.J./Cherokee
94	Jeff Mast*	Sr.	DL	6-2	250	Defiance
95	David Loyer	So.	DL	6-0	230	Barberton
97	Chris Carter	Fr.	DL	6-0	235	Amesbury, Mass.
98	Clay Ream*	Jr.	DL	6-3	270	Burbank/Northwestern
99	Anthony Belin	Fr.	DL	6-0	250	Stockport/Linden

RETURNING LETTERMEN

THE PIONEERS RETURN 34 LETTERWINNERS FOR THE 2006 SEASON

80 **BRYAN
ADAMS**

**DEFENSIVE LINE
6-4, 250, SENIOR
BEACHWOOD, NJ
MONSIGNOR DONOVAN**



The three-year veteran spent time on both sides of the ball in 2005. Adams began the year as a tight end and pulled in one grab for 11 yards before switching to the defensive line and finishing with 12 tackles, including eight solo stops. In 2004, he finished with eight catches for 57 yards and one touchdown – the game winner against Otterbein on 10/2/04. As a freshman, Adams recorded four catches for 28 yards and one touchdown. Look for the senior to compete for more snaps on the defensive line this season. Adams is an economics major.

CAREER RECEIVING STATISTICS

	Rec.	Yards	TD	Long
2003	4	28	1	11
2004	8	57	1	15
2005	1	11	0	11
Career	13	96	2	15

CAREER DEFENSIVE STATISTICS

	Tack.	Solo	Asst. Sacks	TFL	Int.	PBU	FF	Blk.	FR
2004	1	1	0	0	0	0	0	0	0
2005	12	8	4	0	2.0	0	0	0	0
Career	13	9	4	0	2.0	0	0	0	0

9 **ANTHONY
BANKS**

**DEF. BACK/WIDE RECEIVER
5-10, 195, SENIOR
COLONIAL HEIGHTS, VA
THOMAS DALE**



In 2005, the safety finished fourth on the team with 62 total tackles, including 43 solo hits. The three-year letterwinner had a career-high 14 stops against Mount Union on 10/15/05. Banks tied for eighth in the OAC with

four interceptions, two of which set up touchdown drives. He was also one of the Pioneers' top return specialists, fielding both punts and kickoffs. In 2004, Banks finished with 56 tackles. He set the single-game record for interception return yards with 96 against Baldwin-Wallace and tied the single-season record for interception return yards with 105 total. He is now 27 yards shy of breaking the career record for interception yards. While on offense as a freshman, Banks ran for a career-high 104 yards and a TD against Otterbein on 9/20/03. He also returned the first kickoff he ever received for an 87-yard TD against Dubuque on 9/6/03. Expect the senior captain to be a leader of the defense, make his mark on special teams and even see time on offense in 2006. Banks is majoring in management.

CAREER DEFENSIVE STATISTICS

	Tack.	Solo	Asst. Sacks	TFL	Int.	PBU	FF	Blk.	FR
2003	6	4	2	0	0	0	0	0	0
2004	56	34	22	0	1	3	8	0	0
2005	62	43	19	0	1	4	4	1	0
Career	124	81	43	0	2	7	12	1	0

CAREER PUNT RETURN STATISTICS

	No.	Yds.	TD	Long
2003	6	83	0	44
2004	1	1	0	1
2005	14	106	0	38
Career	21	190	0	44

CAREER KICK RETURN STATISTICS

	No.	Yds.	TD	Long
2003	19	412	1	87
2004	1	33	0	33
2005	13	217	0	42
Career	33	662	1	87

CAREER RUSHING STATISTICS

	Att.	Yards	TD	Long
2003	76	339	1	50
2004	1	2	0	2
Career	77	341	1	50

CAREER RECEIVING STATISTICS

	Rec.	Yards	TD	Long
2003	26	320	1	39

28 **GARRETT
BANKS**

**RUNNING BACK
5-9, 185, SOPHOMORE
BARBERTON, OH
BARBERTON**



The running back saw most of his action on special teams and earned his first varsity letter as a freshman in 2005. Banks carried the ball six times against Heidelberg on 9/17/05 and ran for 57 yards, including a 51-yard touchdown run as time expired. The sophomore is expected to compete for time at tailback this season. Banks is a management information systems major.

CAREER RUSHING STATISTICS

	Att.	Yards	TD	Long
2005	8	63	1	51

34 **DANA
BLAIR**

**LINEBACKER
5-8, 195, SOPHOMORE
CANAL WINCHESTER, OH
CANAL WINCHESTER**



The linebacker earned his first varsity letter as a freshman in 2005. Seeing time mainly on special teams, Blair finished with two tackles on the season. Look for the sophomore to battle for time at linebacker this season. Blair is a petroleum engineering major.

CAREER DEFENSIVE STATISTICS

	Tack.	Solo	Asst. Sacks	TFL	Int.	PBU	FF	Blk.	FR
2005	2	2	0	0	0	0	0	0	0

81 JOHN BOKAT

TIGHT END
6-3, 245, SENIOR
CARMICHAELS, PA
GEIBEL CATHOLIC



In 2005, the junior tight end caught five passes for 48 yards. Bokat, who earned his first varsity letter, had the game-winning touchdown catch in the final minute against Muskingum on 10/22/05. The senior should be a mainstay on the end of the line again in 2006. Bokat is a finance major.

CAREER RECEIVING STATISTICS

	No.	Yards	TD	Long
2005	5	48	1	13

10 SEAN CALLAHAN

LINEBACKER
6-2, 210, SENIOR
BRYN MAWR, PA
RADNOR



The linebacker finished with 10 tackles, including four solo, and earned his second varsity letter in 2005. As a tight end, Callahan pulled in one reception in both 2003 and 2004. Look for the senior to have a breakout season in 2006. Callahan is a marketing major.

CAREER DEFENSIVE STATISTICS

	Tack.	Solo	Asst.	Sacks	TFL	Int.	PBU	FF	BLK.	FR
2003	1	1	0	0	0	0	0	0	0	0
2005	10	4	6	0	0	0	0	0	0	0
Career	11	5	6	0	0	0	0	0	0	0

CAREER RECEIVING STATISTICS

	Rec.	Yards	TD	Long
2003	1	8	0	8
2004	1	14	0	14
Career	2	22	0	14

32 GRANT COWELL

DEENSIVE BACK
5-11, 205, SOPHOMORE
PERRYVILLE, OH
LOUDONVILLE



The defensive back earned his first varsity letter as a freshman in 2005. Cowell, who saw his time on special teams, had one tackle, a solo stop against John Carroll on 9/24/05. Expect the sophomore to compete for time in the defensive backfield again this fall. Cowell is a management major.

CAREER DEFENSIVE STATISTICS

	Tack.	Solo	Asst.	Sacks	TFL	Int.	PBU	FF	BLK.	FR
2005	1	1	0	0	0	0	0	0	0	0

14 JASON CURRY

WIDE RECEIVER/PUNTER
6-2, 185, SENIOR
AKRON, OH
AKRON SPRINGFIELD



The three-year letterwinner earned second team All-OAC as both a punter and return specialist in 2005. Curry, also a standout wide receiver, pulled in 37 receptions for a team-high 507 yards and six touchdowns last season. He caught a career-high seven passes against Capital on 10/08/05 and accumulated a career-high 144 receiving yards against Otterbein on 10/1/05. In 2005, the punter tied Marietta's single-season record for punts (66) and broke the mark for punting yards in a season (2,505). He also returned kickoffs in 2005 and had a 93-yard return against John Carroll on 9/24/05. Curry pulled in 17 passes for 280 yards and two touchdowns as a sophomore and had 22 receptions for 288 yards and three touchdowns as a freshman. His career-long reception was a 75-yard TD catch against Dubuque on 9/4/04. Look for the senior to put a lot of stress on opponents' secondaries and be one of the top

punters in the nation this season. Curry is a radio & television major.

CAREER RECEIVING STATISTICS

	Rec.	Yards	TD	Long
2003	22	288	3	36
2004	17	280	2	75
2005	37	507	6	67
Career	76	1075	11	75

CAREER PUNTING STATISTICS

	Att.	Yards	I20	Avg.
2003	42	1496	5	35.6
2004	57	2065	15	36.2
2005	66	2505	20	38.0
Career	165	6066	40	36.8

CAREER KICK RETURN STATISTICS

	No.	Yds.	TD	Long
2005	18	451	0	93

45 JOE DEPPEN

LINEBACKER
5-9, 200 SOPHOMORE
ASHLAND, OH
ASHLAND



The linebacker earned his first varsity letter as a freshman in 2005. Deppen, who saw his time on special teams, had one tackle, a solo stop against Baldwin-Wallace on 11/5/05. The sophomore will compete for one of the open linebacker spots this fall. Deppen is a psychology major.

CAREER DEFENSIVE STATS

	Tack.	Solo	Asst.	Sacks	TFL	Int.	PBU	FF	BLK.	FR
2005	1	1	0	0	0	0	0	0	0	0

92 DAN DEZORDO

DEFENSIVE LINE
6-1, 250, JUNIOR
LOUISVILLE, OH
MARLINGTON



The defensive end earned his second varsity letter in 2005. DeZordo finished the year with 28 tackles, including 16 solo. He added six tackles for a loss and 1.5 sacks in 2005. DeZordo had a career-high six stops against Wilmington on 10/29/05. He

collected 13 total tackles as freshman. Expect the junior to have another solid season this year. DeZordo, an All-OAC performer on Marietta's track & field team, is a mathematics major.

CAREER DEFENSIVE STATISTICS

	Tack.	Solo	Asst. Sacks	TFL	Int.	PBU	FF	Blk.	FR
2004	13	7	6	1	1	0	0	0	0
2005	28	16	12	1.5	6	0	2	0	0
Career	31	23	18	2.5	7	0	2	0	0

11 BRIAN HAHN

LINEBACKER
5-10, 215, SOPHOMORE
UPPER SANDUSKY, OH
UPPER SANDUSKY



The two-year starter at linebacker earned All-OAC honorable mention in 2005 after leading the Pioneers in tackles (98), which ranked seventh in the OAC, and sacks (4). Hahn added 10 tackles for a loss and recovered two fumbles in 2005. He had a season-high 14 stops against Muskingum on 10/22/05. As a freshman in 2004, Hahn finished fourth on the squad with 57 tackles. He posted a career-high 15 stops against Otterbein on 10/2/04. Expect the junior to be a leader and continue to improve in the middle of the defense this season. Hahn is a management major.

CAREER DEFENSIVE STATISTICS

	Tack.	Solo	Asst. Sacks	TFL	Int.	PBU	FF	Blk.	FR
2004	57	22	35	0	7	1	0	0	0
2005	98	62	36	4	10	0	0	1	0
Career	155	84	41	4	17	1	0	1	0

50 PETE HASHMAN

DEFENSIVE LINE
6-3, 250, JUNIOR
ST. MARYS, WV
ST. MARYS



The defensive lineman missed all of the 2005 season with an injury. In 2004, Hashman collected 32 tackles and finished second on the team with 3.5 sacks. He also added 13 stops as a freshman in 2003. The coaches expect

a healthy Hashman help anchor the defensive line in 2006. Hashman is a petroleum engineering and geology major.

CAREER DEFENSIVE STATISTICS

	Tack.	Solo	Asst. Sacks	TFL	Int.	PBU	FF	Blk.	FR
2003	13	4	9	0	1.5	0	0	0	0
2004	32	17	19	3.5	4.5	0	2	1	0
Career	45	21	28	3.5	6.0	0	2	1	0

44 COREY JACOBS

FULLBACK
5-9, 205, SENIOR
GLENSHAW, PA
NORTH HILLS



The fullback ran for 25 yards and caught three passes for 42 yards as a junior in 2005. Jacobs, a two-year letterman, has been a key factor in the success of Marietta's running attack the last two seasons. He has also spent time on special teams during his career. Look for the senior to be the main blocker again this season. Jacobs is a geology major.

CAREER RUSHING STATISTICS

	Att.	Yards	TD	Long
2003	1	4	0	4
2004	5	11	0	5
2005	5	25	0	8
Career	11	40	0	8

CAREER RECEIVING STATISTICS

	Rec.	Yards	TD	Long
2004	3	14	0	9
2005	3	42	0	23
Career	7	56	0	23

CAREER DEFENSIVE STATISTICS

	Tack.	Solo	Asst. Sacks	TFL	Int.	PBU	FF	Blk.	FR
2004	4	3	1	0	0	0	0	0	0
2005	4	3	1	0	0	0	0	0	0
Career	8	6	2	0	0	0	0	0	0

67 STEVE KWOLEK

OFFENSIVE LINE
6-6, 315, JUNIOR
NEW CASTLE, PA
UNION AREA



The reserve offensive guard earned his first varsity letter as a sophomore in 2005. Expect the junior to compete for extended time on the line this season. Kwolek is a mass media major.

3 PAT LANE

KICKER
5-10, 150, SOPHOMORE
CUTLER, OH
WARREN LOCAL



The kicker handled the kickoff duties and earned his first varsity letter as a freshman in 2005. Look for Lane to compete for time again in 2006. Lane is a management major.

75 JASON MACKAY

OFFENSIVE LINE
6-4, 252, JUNIOR
BEXLEY, OH
BEXLEY



The offensive lineman split the starting duties at tackle and earned his first varsity letter as sophomore in 2005. Expect the junior to be more of a contributor this fall. MacKay is a marketing major.

40 **NICK MANSON**

KICKER
5-9, 165, JUNIOR
CANAL FULTON, OH
AKRON MANCHESTER



The place kicker earned his first varsity letter as a sophomore in 2005. Manson converted 6-of-9 field goal attempts with a long of 38 against Capital on 10/08/05. He also connected on 15-of-22 extra point attempts last year. The junior should be a strong option during kicking opportunities again this season. Manson is a finance major and a member of the Student-Athlete Advisory Committee.

CAREER FIELD GOAL STATISTICS

	FGM-FGA	Pct.	Long
2005	6-9	66.7	38

71 **D.J. MARTIN**

OFFENSIVE LINE
6-4, 285, JUNIOR
SUMMERSVILLE, WV
NICHOLAS COUNTY



This offensive lineman earned his first varsity letter as a sophomore in 2005. Expect the junior to step up and see more time in the trenches this season. Martin is an education major.

94 **JEFF MAST**

DEFENSIVE LINE
6-2, 250, SENIOR
DEFIANCE, OH
DEFIANCE



The defensive lineman earned his second varsity letter and finished fifth on the team with 49 tackles in 2005. Mast added nine tackles for a loss and three sacks as a junior. He had a career-high 10 stops against Muskingum on 10/22/05. In 2004, Mast had 38

tackles, including stops for a loss. He also added one tackle as a freshman. The senior is primed for a breakout season in 2006. Mast is a petroleum engineering major.

CAREER DEFENSIVE STATISTICS

	Tack.	Solo	Asst.	Sacks	TFL	Int.	PBU	FF	Bik.	FR
2003	1	1	0	0	1	0	0	0	0	0
2004	38	18	20	1.5	7	0	1	1	1	1
2005	49	26	23	3	9	0	1	0	0	0
Career	88	45	43	4.5	17	0	2	1	1	1

5 **GHAD MCDANIEL**

WIDE RECEIVER
6-1, 190, JUNIOR
WOOSTER, OH
TRIWAY



The wide receiver earned his second varsity letter in 2005. McDaniel is the grandson of Joe McDaniel, who was the Pioneers' head coach from 1966-79. McDaniel pulled in 31 receptions for 378 yards and a touchdown in 2005. He caught a career-high 10 passes for 97 yards against Baldwin-Wallace on 11/5/05. McDaniel finished with 13 receptions for 172 yards as a freshman in 2004. The junior expects to be a go-to-receiver in 2006. McDaniel is a marketing major.

CAREER RECEIVING STATISTICS

	Rec.	Yards	TD	Long
2004	13	172	0	40
2005	31	378	1	42
Career	44	550	1	42

12 **LONNIE MEYERS**

DEFENSIVE BACK
5-8, 170, JUNIOR
CUMBERLAND, MD
CUMBERLAND



Despite battling injuries throughout the year, the three-year letterman collected 28 tackles in 2005. The safety, who also had two interceptions on the season, set a new career-high with eight stops against Otterbein on 10/1/05. Meyers finished with 26 and

20 tackles, respectively, in his first two seasons. The senior has proven to be the brains of the defense during his career and should be a leader in the secondary again for one more season. Meyers is a sports medicine major.

CAREER DEFENSIVE STATISTICS

	Tack.	Solo	Asst.	Sacks	TFL	Int.	PBU	FF	Bik.	FR
2003	26	15	11	0	0	1	6	1	0	1
2004	20	10	10	0	0	0	2	0	0	0
2005	24	16	8	0	1	2	2	1	0	0
Career	70	41	29	0	1	3	10	2	0	1

52 **KYLE MUSSELMAN**

OFFENSIVE LINE
6-1, 285, SOPHOMORE
PICKERINGTON, OH
CENTRAL



The back-up center stepped in because of an injury to start down the stretch and earned his first varsity letter as a freshman in 2005. With the experience gained a year ago, the sophomore should be a leader on the offensive line in 2006. Musselman is undecided in his major.

19 **NIC NORTH**

WIDE RECEIVER
6-0, 175, SENIOR
MADISON, WI
MADISON EAST



The wide receiver stepped up to lead the team in catches as a junior in 2005. The three-year letterman pulled in 50 receptions for 505 yards and two scores. North set a new school record when he caught 14 passes against Muskingum on 10/22/05. In 2004, North had 10 receptions for 114 yards and a touchdown, while in 2003, he added seven grabs for 101 yards and a score. Expect the senior to have a breakout season and be one of the team's top pass catchers again this fall. North is a mass media major.

CAREER RECEIVING STATISTICS

	Rec.	Yards	TD	Long
2003	7	101	1	40
2004	10	114	1	31
2005	50	505	2	71
Career	67	720	4	71

76 LANCE PARRISH

OFFENSIVE LINE
6-2, 275, JUNIOR
MANSFIELD, OH
LOUDONVILLE



The right guard earned All-OAC honors for the second straight season in 2005. A two-year letterwinner, Parrish has played a major role in both the run game and passing attack over the last few years. Expect him to continue that trend in 2006. Parrish is a political science major.

98 CLAY REAM

DEFENSIVE LINE
6-3, 270, JUNIOR
BURBANK, OH
NORTHWESTERN



The nose tackle earned second team All-OAC honors as a sophomore in 2005. Ream finished third on the squad in tackles with 66. He led the Pioneers in tackles for loss with 11 and was second in sacks with 3.5. Ream also forced and recovered one fumble last season. He made a career-high 11 tackles against Baldwin-Wallace on 11/5/05. As a freshman in 2004, Ream earned All-OAC honorable mention after collecting 61 stops and blocking two kicks. The junior should be one of the top defensive linemen in the OAC this season. Ream is a management major.

CAREER DEFENSIVE STATISTICS

	Tack.	Solo	Asst. Sacks	TFL	Int.	PBU	FF	BLK	FR
2004	61	25	36	1	6	0	3	1	2
2005	66	36	30	3	11	0	0	1	0
Career	127	61	66	4	17	0	3	2	2

27 ARDEN RENZE

RUNNING BACK
5-8, 185, SENIOR
UNIONTOWN, PA
GEIBEL CATHOLIC



The running back and special teams player earned his first varsity letter as a junior in 2005. Renze had two carries for eight yards against Heidelberg on 9/17/05. While on special teams, he collected seven tackles last season. Renze also saw limited time on special teams as a freshman and sophomore. Expect the senior to fight for reps at running back this season. Renze is a petroleum engineering major.

CAREER RUSHING STATISTICS

	Att.	Yards	TD	Long
2005	2	8	0	7

CAREER DEFENSIVE STATISTICS

	Tack.	Solo	Asst. Sacks	TFL	Int.	PBU	FF	Blk.	FR
2003	3	2	1	0	0	0	0	0	0
2004	0	0	0	0	0	0	0	0	0
2005	7	5	2	0	0	0	0	0	0
Career	10	7	3	0	0	0	0	0	0

78 BRAD ROBERTS

OFFENSIVE LINE
6-1, 280, JUNIOR
PRINCETON, WV
PRINCETON



The tackle split time as a starter and earned his first varsity letter as a sophomore in 2005. As a junior, he should compete for a starting nod at tackle again in 2006. Roberts is an allied health major.

18 CARTER SHAVER

LINEBACKER
6-0, 190, JUNIOR
TROTWOOD, OH
WAYNESVILLE



The defensive back earned his first varsity letter in 2005. Shaver finished with five tackles as a sophomore, including two against John Carroll on 9/24/05. Look for the junior to see more time on the field this season. Shaver is a petroleum engineering major.

CAREER DEFENSIVE STATISTICS

	Tack.	Solo	Asst. Sacks	TFL	Int.	PBU	FF	Blk.	FR
2005	5	4	1	0	0	0	0	0	0

42 ADAM SMITH

FULLBACK/LONG-SNAPPER
5-10, 200, JUNIOR
ZANESVILLE, OH
MAYSVILLE



The fullback and long-snapper earned his second varsity letter in 2005. On special teams, Smith finished with two tackles in both 2004 and 2005. Expect the junior to fill the important long-snapper position again this season and compete for more time at fullback. Smith is a geology major.

CAREER DEFENSIVE STATISTICS

	Tack.	Solo	Asst. Sacks	TFL	Int.	PBU	FF	Blk.	FR
2004	0	0	2	0	0	0	0	0	0
2005	2	2	0	0	0	0	0	0	1
Career	4	2	2	0	0	0	0	0	1

58 DEREK THOMAS

DEFENSIVE LINE
6-3, 240, JUNIOR
MOUNT NEBO, WV
NICHOLAS COUNTY



The linebacker earned his first varsity letter as a sophomore in 2005. Thomas finished with three tackles. His best game came against John Carroll

on 9/24/05, when he had two stops including one sack. The junior should see more time on the field this season. Thomas is a psychology major.

CAREER DEFENSIVE STATISTICS

	Tack.	Solo	Asst. Sacks	TFL	Int.	PBU	FF	Blk.	FR
2005	3	3	0	1	2	0	0	0	0

33

**GODY
VENDERLIC**

**DEFENSIVE BACK
5-10, 175, JUNIOR
FRIENDLY, WV
ST. MARYS**



The cornerback earned his first varsity letter as a sophomore in 2005. Venderlic finished seventh on the team with 49 tackles. He had a career-high 11 stops against Mount Union on 10/15/05 and returned a blocked punt for a 21-yard touchdown against Heidelberg on 9/17/05. Look for the junior to be a shutdown corner this season. Venderlic is an education major.

CAREER DEFENSIVE STATISTICS

	Tack.	Solo	Asst. Sacks	TFL	Int.	PBU	FF	Blk.	FR
2005	49	31	18	0	.5	1	0	0	0

16

**JASON
VRABLE**

**QUARTERBACK
6-0, 205, SENIOR
SOUTH PARK, PA
SOUTH PARK**



The quarterback had a memorable junior season for the Pioneers, and he is now ranked in the top five in almost all of Marietta's career passing lists. Vrable, a three-year letterman, rewrote the Pioneers' passing records in 2005, completing a school-best 164 passes and throwing for a record 1,883 yards. The lefty, who threw 12 touchdown passes, also ran for 136 yards and three more scores last season. Vrable threw for a career-high 376 yards against Muskingum on 10/22/05. In

2004, Vrable completed 109-of-185 passes for 1,190 yards and six touchdowns. He also added 20 completions for 184 yards off the bench as a freshman in 2003. The senior captain should have another solid season and the success of the offense will be on his shoulders. Vrable is an athletic training major.

CAREER PASSING STATISTICS

	Att.	Comp.	TD	Pct.	Yards	Int.	Long	Rating
2003	44	20	3	.455	184	2	30	94.0
2004	185	109	6	.589	1190	7	75	116.1
2005	298	164	12	.550	1883	12	71	113.3
Career	527	293	21	.556	3257	21	75	112.7

CAREER RUSHING STATISTICS

	Att.	Yards	TD	Long
2003	19	26	1	21
2004	56	80	2	15
2005	89	136	3	26
Career	164	242	6	26

22

**JOE
WEBB**

**RUNNING BACK
5-10, 210, JUNIOR
MONESSEN, PA
RINGGOLD**



The tailback earned his first varsity letter in 2005. Webb compiled 315 yards and three touchdowns on 74 carries, while also pulling in four receptions for 24 yards last year. He ran for a career-high 83 yards against Heidelberg on 9/17/05 and scored twice against John Carroll on 9/24/05. As a freshman in 2004, Webb finished with five carries for 85 yards and two touchdowns. Expect the junior to have a breakout season in 2006. Webb is mass media major.

CAREER RUSHING STATISTICS

	Att.	Yards	TD	Long
2004	31	82	2	11
2005	74	315	3	24
Career	105	397	5	24

CAREER RECEIVING STATS

	Rec.	Yards	TD	Long
2005	4	24	0	9

25

**J.J.
WHEELER**

**DEFENSIVE BACK
6-0, 185, SENIOR
ZANESVILLE, OH
MAYSVILLE**



The three-year letterwinner finished sixth on the team with 49 tackles in 2005. The cornerback had a career-high 15 stops against Capital on 10/8/05. Wheeler also collected 49 tackles as a sophomore in 2004 and had 23 stops with three interceptions in 2003. Look for the senior to have his best season yet in 2006. Wheeler is an education major.

CAREER DEFENSIVE STATISTICS

	Tack.	Solo	Asst. Sacks	TFL	Int.	PBU	FF	Blk.	FR
2003	23	12	11	0	1	3	2	0	1
2004	49	27	22	0	2	1	9	0	0
2005	49	37	12	0	0	2	6	1	0
Career	121	76	45	0	3	6	17	0	2

OAC FOOTBALL

THE OHIO ATHLETIC CONFERENCE IS HOME TO THE BEST D-III FOOTBALL IN THE NATION

A lot can be said for a conference that has had a national champion for eight of the past 13 years. The words "national champion" speak volumes and are an indication of the caliber of play within the Ohio Athletic Conference (OAC).

No where in the country can you find a conference as rich in tradition that plays the best non-scholarship level football around. That is why year after year the OAC and its 10 member institutions pride themselves on being the best in Division III.

As the Ohio Athletic Conference (OAC) enters its 104th year of football it will look to continue the tradition of success it has experienced at the national level, especially over the past 13 years. Mount Union has carried the

torch, appearing in 11 consecutive NCAA semifinal games and capturing National Titles in 1993, 1996-98 and more recently from 2000-02 and 2005. In six of the last nine years, the OAC has sent at least two teams to the playoffs: Capital in 2005, Baldwin-Wallace in 2003, John Carroll in 1997 and 2002 and Ohio Northern in 1999 and 2000. Look for the Conference teams to go to battle during the regular season with hopes of once again sending two or more teams to the NCAA Playoffs.

The 2005-06 year proved, once again, why the OAC is one of the most prestigious Division III conferences in the country. The Conference had 14 schools finish in the National Collegiate Athletic Association (NCAA) "Sweet

16", including a pair of National Champions and a third place finisher. The Mount Union football team won its NCAA record eighth national title, while Marietta baseball took home its fourth national championship. Muskingum's softball team finished third in the country, its highest finish since the 2001 season when it captured the NCAA title.

Capital football, Mount Union men's indoor track & field, Heidelberg wrestling, Otterbein men's golf and Baldwin-Wallace's women's basketball teams finished in the NCAA "Elite Eight" in their respective sports. Teams finishing in the NCAA "Sweet 16" included Heidelberg men's indoor track & field; John Carroll women's outdoor track & field; Mount Union men's



THE PIONEER DEFENSE

outdoor track & field; and Otterbein baseball, women's soccer and men's indoor track & field.

Individually, the Conference was represented by 71 All-Americans, including national champions in men's and women's track and field and wrestling. A total of 52 men and 19 women were named All-Americans throughout the 2005-06 year. Academically, the OAC boasted numerous CoSIDA ESPN The Magazine Academic All-Americans, along with a bevy of regional and national honors for our coaches. Heidelberg led the way with a pair of national champions during the winter season - Joe Pflug at the 157 pound weight class at the NCAA Wrestling Championships and Greg Tyson in the long jump at the 2006 NCAA Indoor Track and Field Championships. At the 2006 NCAA Outdoor Track and Field Championships, Mount Union's men's relay team of John Biacofsky, James Cunningham, Pierre Garcon and Nic Saluppo took home the 4x100 relay title and Wilmington's Ashley C. Johnson won the 2006 pole vault title.

The Ohio Athletic Conference, the third oldest conference in college athletics, is predated only by the Michigan Intercollegiate Athletic Association (1888) and the Big Ten (1895). The Conference is older than the World Series and even the NCAA itself and has survived two world wars, the Great Depression, the Korean War and the Vietnam Conflict. From a modest beginning of six charter members in 1902, the OAC grew to as

many as 24 members in the mid-1920s.

Through the years, a total of 31 colleges and universities at one time or another have been members of the OAC. Currently the Conference consists of 10 members, including Baldwin-Wallace College, Capital University, Heidelberg College, John Carroll University, Marietta College, Mount Union College, Muskingum College, Ohio Northern University, Otterbein College and Wilmington College. Wilmington became the 31st OAC member school, on July 1, 2000.

In the OAC's first year of existence, 1902, the first Conference champion was crowned - Case Tech won the football title with a 5-0-0 record. Outdoor track was added a year later, and a third sport, cross country, became a Conference sport in 1914. More sports were steadily added to the OAC's repertoire throughout the years, culminating in the addition of women's sports in 1984. The Conference currently sponsors championships in 21 sports, 11 men's and 10 women's.

The enrollments at the 10 OAC institutions range from 1,200 to 4,500. All of the schools were founded in the 19th century and have long and outstanding academic reputations.

While maintaining these high academic standards, Ohio Athletic Conference athletic teams and athletes have consistently enjoyed a great deal of success on a regional and national level. The athletic competition is viewed not as an end in itself, but as an extension of the educational programs.

OAC QUICK FACTS

Administrative Staff

Commissioner: Timothy W. Gleason

Information Director: Lindsay Rickel

Administrative Assistant:
Winnie Trotter

Supervisor of Football Officials:
Larry Glass

Supervisor of Volleyball and Women's
Basketball Officials: Diane Plas

Supervisor of Men's Basketball
Officials: Tom Toohig

Supervisor of Baseball Officials:
Steve Partington

Supervisor of Softball Officials:
Linda Cairney

Mailing Address

P.O. Box 4656

Austintown, OH 44515

Street Address

4990 Mahoning Ave. Suite C
Austintown, OH 44515

Phone: (330) 259-9090

Fax: (330) 259-9091

General E-Mail: oac@oac.org

Commissioner's E-Mail: twg@oac.org

Web Site: www.oac.org

2006-07 Officers

President: Andy Welki, JCU

Vice President: Sandy Douglas, MTU

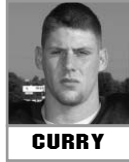
STATEMENT CONCERNING CONDUCT OF PARTICIPANTS AT OAC ATHLETIC EVENTS

OAC institutions expect high standards of honesty, integrity and behavior in the conduct of intercollegiate athletic events.


It is the responsibility of coaches, athletes and fans of OAC institutions to recognize the significance of their behavior as visible members of the campus and local community. These participants are therefore expected to live up to their responsibility by demonstrating good sportsmanship.

Inappropriate conduct on the part of coaches, athletes or fans, which includes the use of alcohol or controlled substances, verbal or physical abuse, or demeaning words or actions toward officials, coaches, players or fans is unacceptable and will not be tolerated.


Existing rules for athletic competition that deal with this matter will be fully enforced at each institution. Where existing rules are inadequate, appropriate groups should establish and enforce new standards.



CURRY



REAM



WAGNER

All-Conference First Team Offense

WR.....	Scott Casto, Mount Union	Sr.	5-10	Uniontown, Ohio
WR.....	Ricardo Lenhart, Otterbein	Sr.	6-2	Sidney, Ohio
WR.....	Lewis Howes, Capital	Sr.	6-6	Delaware, Ohio
TE.....	Kevin Kraft, Ohio Northern	Sr.	6-3	Amanda, Ohio
OL.....	Kevin Thomas, Ohio Northern	Jr.	6-3	Hilliard, Ohio
OL.....	Matt Harmon, Muskingum	Sr.	6-4	Mansfield, Ohio
OL.....	Jason Lewis, Mount Union	Jr.	6-5	Sylvania, Ohio
OL.....	Shawn Papp, Capital	Jr.	6-2	Columbus, Ohio
OL.....	Zach Walton, Ohio Northern	Sr.	6-2	Vandalia, Ohio
QB.....	Doug Phillips, John Carroll	Sr.	6-0	Strongsville, Ohio
RB.....	Colin O'Reilly, Capital	Sr.	5-8	Bexley, Ohio
RB.....	Aaron Robinson, Mount Union	Jr.	6-0	Buffalo, New York
RB.....	R.J. Meadows, Ohio Northern	Fr.	6-0	Hendersonville, Tennessee
K.....	Matt Spitz, Capital	So.	6-0	Xenia, Ohio

All-Conference First Team Defense

DL.....	Buddy Cox, Capital	Sr.	5-11	Norwood, Ohio
DL.....	Ryan Lewis, Baldwin-Wallace	Sr.	6-3	Holland, Ohio
DL.....	Marty O'Malley, Capital	Jr.	5-10	North Olmsted, Ohio
DL.....	Jeff Tibbs, Muskingum	Sr.	6-0	Columbus, Ohio
DL.....	Jesse Wells, Mount Union	Sr.	6-2	Caldwell, Ohio
DL.....	Buddy Wolf, Mount Union	Sr.	6-5	Brunswick, Ohio
LB.....	Mike Gibbons, Mount Union	Sr.	5-9	Mentor, Ohio
LB.....	Kieran Johnson, Otterbein	So.	6-0	Columbus, Ohio
LB.....	Joe George, Baldwin-Wallace	Jr.	6-0	Massillon, Ohio
LB.....	Joel Sickmeier, Capital	Sr.	6-1	Pickerington, Ohio
DB.....	Ross Watson, Mount Union	Jr.	6-0	Austintown, Ohio
DB.....	Rusty Midlam, Ohio Northern	Jr.	6-0	Mount Orab, Ohio
JB.....	Kyle Hausler, Capital	Sr.	5-9	Hilliard, Ohio
DB.....	Wesley Hostetler, Ohio Northern	Sr.	5-9	Strasburg, Ohio
P.....	Kevin Sofkiancs, Baldwin-Wallace	So.	5-9	Middleburg Hts., Ohio
ST.....	Wesley Hostetler, Ohio Northern	Sr.	5-9	Strasburg, Ohio

All-Conference Second Team Offense

WR.....	Pierre Garcon, Mount Union	So.	6-1	West Palm Beach, Florida
WR.....	Joseph Konrad, John Carroll	Jr.	6-3	Warren, Michigan
WR.....	Brian Lee, Ohio Northern	Sr.	6-3	Kettering, Ohio
TE.....	Bryan Gasser, Ohio Northern	Sr.	6-4	Northwood, Ohio
OL.....	Colin Meeke, John Carroll	Sr.	6-2	Akron, Ohio
OL.....	James Gluss, John Carroll	Sr.	6-4	Highland Hts., Ohio
OL.....	Jeff Goodwill, Mount Union	Sr.	6-0	Corry, Pennsylvania
OL.....	Tom Manning, Mount Union	Sr.	6-0	Youngstown, Ohio
OL.....	Jon Rupert, Capital	Sr.	6-3	Grove City, Ohio
QB.....	Rocky Pentello, Capital	Jr.	6-1	Columbus, Ohio
RB.....	Kelechi Ibeh, Mount Union	Sr.	5-9	Bloomfield, New Jersey
RB.....	Brandon Oing, John Carroll	Sr.	5-11	Uniontown, Ohio
RB.....	Steven Wagner, Marietta	Sr.	5-9	Harwick, Pennsylvania
K.....	David Talenda, John Carroll	Sr.	6-1	Chagrin Falls, Ohio

All-Conference Second Team Defense

DL.....	Mike King, Otterbein	So.	6-2	Dresden, Ohio
DL.....	Matt Lisi, Otterbein	Jr.	6-1	Columbus, Ohio
DL.....	Clay Ream, Marietta	So.	6-3	Burbank, Ohio
DL.....	Justin Stickle, Mount Union	Jr.	6-0	Massillon, Ohio
DL.....	Dan Tripp, Ohio Northern	Sr.	6-2	Marion, Ohio
LB.....	Rick Danison, Ohio Northern	Jr.	6-2	Crooksville, Ohio
LB.....	Jack Junker, Muskingum	Jr.	6-1	Parma Hts., Ohio
LB.....	Joe Motley, John Carroll	Sr.	6-1	Chagrin Falls, Ohio
LB.....	Justin Princehorn, Baldwin-Wallace	Sr.	6-1	Massillon, Ohio
DB.....	Anthony Fanelli, John Carroll	Jr.	5-10	Green, Ohio
DB.....	Tony Abbott, Muskingum	Sr.	5-10	Canton, Ohio
DB.....	James Starks, Capital	So.	5-11	Toledo, Ohio
DB.....	Kyle Whaley, Otterbein	Sr.	5-9	Marysville, Ohio
P.....	Jason Curry, Marietta	Jr.	6-2	Akron, Ohio
ST.....	Jason Curry, Marietta	Jr.	6-2	Akron, Ohio

2005 OAC Statistical Leaders

Rushing						
Player, Team	Att.	Yards	YPP	TD	YPG	
R.J. Meadows, Ohio Northern	134	936	7.0	18	93.6	
Derek Garrod, Ohio Northern	142	806	5.7	6	80.6	
Colin O'Reilly, Capital	248	957	3.9	13	73.6	
Brandon Oing, John Carroll	140	695	5.0	6	69.5	
Steven Wagner, Marietta	180	677	3.8	4	67.7	

Passing Efficiency							
Player, Team	Att.	Com.	Int.	Pct.	Yards	TD	PE
Mike Jorris, Mount Union	378	253	11	66.9	3736	35	174.7
Adam Quirk, Ohio Northern	224	138	6	61.6	2107	23	169.1
Doug Phillips, John Carroll	290	184	11	63.4	2543	25	158.0
Rocky Pentello, Capital	425	277	12	65.2	3171	28	143.5
Paul Stelzer, Otterbein	362	207	13	57.2	2593	21	129.3

Receiving					
Player, Team	No.	Yards	YPP	TD	CPG
Lewis Howes, Capital	84	1021	12.2	9	76.4
Ricardo Lenhart, Otterbein	62	792	12.8	6	68.9
Pierre Garcon, Mount Union	68	1196	17.6	16	56.7
Lucas Bauer, Heidelberg	53	851	16.1	5	53.0
Kive Kraft, Capital	68	791	11.6	10	52.3

Scoring					
Player, Team	TD	XPT	FG	Pts.	PPG
R.J. Meadows, Ohio Northern	20	0	0	120	12.0
Pierre Garcon, Mount Union	17	0	0	102	8.5
Mike Zimmerman, Mount Union	0	79	12	115	7.7
Mike Spitz, Capital	0	37	14	79	7.2
Joseph Konrad, John Carroll	10	0	0	60	6.0

Punt Returns				
Player, Team	No.	Yards	TD	Avg.
Wes Hostetler, Ohio Northern	30	467	2	15.6
Anthony Fanelli, John Carroll	25	261	1	10.4
Scott Casto, Mount Union	37	367	1	9.9
Taylor Clark, Wilmington	18	142	0	7.9
M. Niedzwieski, Capital	27	188	0	7.0

Kickoff Returns				
Player, Team	No.	Yards	TD	Avg.
Jason Curry, Marietta	18	451	0	25.1
Steve Howard, Muskingum	16	368	1	23.0
Marque Jones, Wilmington	21	454	1	21.6
John Conroy, Otterbein	21	440	1	21.0
Carter Welo, John Carroll	17	356	0	20.9

Punting			
Player, Team	No.	Yards	Avg.
Kevin Sofkiancs, Baldwin-Wallace	53	2108	39.8
Jason Curry, Marietta	66	2505	38.0
John Sims, Otterbein	40	1478	37.0
Bill Goodrich, John Carroll	41	1497	36.5
Drew Springer, Wilmington	76	2762	36.3

Interceptions				
Player, Team	No.	Yards	TD	IPG
Rusty Midlam, Ohio Northern	9	97	1	0.90
Kyle Whaley, Otterbein	8	102	1	0.80
Ross Watson, Mount Union	9	86	0	0.64
Anthony Fanelli, John Carroll	6	23	0	0.60
Tony Abbott, Muskingum	5	81	0	0.50

Tackles				
Player, Team	UT	AT	Total	Avg/G
Kieran Johnson, Otterbein	53	64	117	11.7
Joe George, Baldwin-Wallace	41	70	111	11.1
Kyle Prosser, Heidelberg	79	31	110	11.0
Mike Gibbons, Mount Union	68	83	151	10.1
Chad Otte, Wilmington	58	42	100	10.0



SEPTEMBER 2
FULLERTON FIELD
EMORY, VIRGINIA



SEPTEMBER 16
DON DRUMM STADIUM
MARIETTA, OHIO

EMORY & HENRY

COACHING STAFF

Head Coach: Don Montgomery (Mount Union, '77)
Record at Emory & Henry: 1-9 (1 year)
Overall Record: 1-9 (1 year)
Montgomery's Record vs. Marietta: 0-1
Football Phone: (276) 944-6234
Best Time to Contact Montgomery: Mornings



DON MONTGOMERY

GENERAL INFORMATION

Location: Emory, Virginia
Enrollment: 1,000
Colors: Blue & Gold
Nickname: Wasps
Conference: Old Dominion (ODAC)
Stadium: Fullerton Field
Turf: N/A
Capacity: 5,500
Web Site: www.ehcsports.com

SPORTS INFORMATION

Director: Nathan Graybeal
Office Phone: (276) 944-6830
Press Box Phone: (276) 944-6781
SID Fax: (276) 944-6729
SID e-mail: ngraybea@ehc.edu

TEAM INFORMATION

2005 Record: 1-9 (1-5 ODAC)
Offensive System: Multiple Pro I
Defensive System: Multiple
Lettermen Returning/Lost: 65/50
Starters Returning: 11

2005 RESULTS

7..... at Marietta 25
 13..... Ferrum 29
 0..... Washington & Jefferson ... 50
 21..... at Methodist 55
 6..... Hampden-Sydney* 55
 3..... at Randolph-Macon* 27
 17..... Bridgewater* 31
 24..... at Catholic* 21
 7..... Washington & Lee* 45
 6..... at Guilford* 42

2006 SCHEDULE

9/2..... MARIETTA
 9/16... NC WESLEYAN
 9/23... at Newport News Apprentice
 9/30... METHODIST
 10/7... at Hampden-Sydney*
 10/14... RANDOLPH-MACON*
 10/21... at Bridgewater*
 10/28... CATHOLIC*
 11/4... at Washington & Lee*
 11/11... GUILFORD*

BALDWIN-WALLACE

COACHING STAFF

Head Coach: John Snell (Baldwin-Wallace, '87)
Record at B-W: 28-14 (4 years)
Overall Record: 28-14 (4 years)
Snell's Record vs. Marietta: 2-2
Football Phone: (440) 826-2069
Best Time to Contact Snell: Mornings



JOHN SNELL

GENERAL INFORMATION

Location: Berea, Ohio
Enrollment: 3,100
Colors: Brown & Gold
Nickname: Yellow Jackets
Conference: Ohio Athletic
Stadium: George Finnie Stadium
Turf: Artificial
Capacity: 7,800
Web Site: www.bw.edu/athletics/

SPORTS INFORMATION

Director: Kevin Ruple
Office Phone: (440) 826-2327
Press Box Phone: (440) 826-2450
SID Fax: (440) 826-2329
Home Phone: (440) 243-3318
SID E-mail: kruple@bw.edu

TEAM INFORMATION

2005 Record: 4-6 (3-6 OAC)
Basic Offense: Multiple
Basic Defense: 4-3
Lettermen Returning/Lost: 40/18
Starters Returning: 14

2005 RESULTS

23..... ALLEGHENY 17
 17..... at Ohio Northern* 30
 28..... WILMINGTON* 6
 10..... at Muskingum* 16
 7..... at Otterbein* 10
 35..... HEIDELBERG* 22
 0..... at Capital* 34
 3..... at Mount Union* 17
 31..... MARIETTA* 32
 17..... JOHN CARROLL* 14

2006 SCHEDULE

9/9... at Augusta (IL)
 9/16... at Marietta*
 9/23... at Wilmington*
 9/30... JOHN CARROLL*
 10/7... HEIDELBERG*
 10/14... at Muskingum*
 10/21... MOUNT UNION*
 10/28... OHIO NORTHERN*
 11/4... at Otterbein*
 11/11... CAPITAL*



SEPTEMBER 23
MEMORIAL STADIUM
WESTERVILLE, OHIO

OTTERBEIN

COACHING STAFF

Head Coach: Joe Loth (Otterbein, '91)
Record at Otterbein: 14-16 (3 years)
Overall Record: 21-38 (6 years)
Loth's Record vs. Marietta: 2-1
Football Phone: (614) 823-3519
Best Time to Contact Loth: Mornings



JOE LOTH

GENERAL INFORMATION

Location: Westerville, Ohio
Enrollment: 3,100
Colors: Tan & Cardinal
Nickname: Cardinals
Conference: Ohio Athletic
Stadium: Memorial Stadium
Turf: Grass
Capacity: 4,000
Web Site: www.otterbein.edu/athletics/

SPORTS INFORMATION

Director: Ed Syguda
Office Phone: (614) 823-1288
Press Box Phone: (614) 823-3430
SID Fax: (614) 823-1360
Home Phone: (614) 488-3364
SID e-mail: esyguda@otterbein.edu

TEAM INFORMATION

2005 Record: 7-3 (6-3 OAC)
Offensive System: Pro Style
Defensive System: 4-2-5
Lettermen Returning/Lost: 60/18
Starters Returning: 18

2005 RESULTS

14. DEFIANCE. 0
17. CAPITAL* 14
7. at Mount Union* 55
31. at Marietta* 17
10. BALDWIN-WALLACE* 7
26. at Ohio Northern* 44
47. WILMINGTON* 14
6. at John Carroll* 32
65. HEIDELBERG* 35
13. at Muskingum* 9

2006 SCHEDULE

9/2. at Defiance
9/16. MOUNT UNION*
9/23. MARIETTA*
9/30. at Ohio Northern*
10/7. WILMINGTON*
10/14. at Heidelberg*
10/21. at Capital*
10/28. MUSKINGUM
11/4. BALDWIN-WALLACE*
11/11. at John Carroll*



SEPTEMBER 30
BERNLOHR STADIUM
COLUMBUS, OHIO

CAPITAL

COACHING STAFF

Head Coach: Jim Collins (Wittenberg, '88)
Record at Capital: 47-46 (9 years)
Overall Record: 51-72 (12 years)
Collins' Record vs. Marietta: 7-2
Football Phone: (614) 236-6184
Best Time to Contact Collins: 10 a.m. to 2 p.m.



JIM COLLINS

GENERAL INFORMATION

Location: Columbus, Ohio
Enrollment: 4,000
Colors: Purple & White
Nickname: Crusaders
Conference: Ohio Athletic
Stadium: Bernlohr Stadium at The Capital Center • **Turf:** Artificial (Astroplay)
Capacity: 3,000
Web Site: www.capitalcrusaders.net

SPORTS INFORMATION

Director: Leonard Reich
Office Phone: (614) 236-6174
Press Box Phone: 614-236-6793
SID Fax: (614) 236-6178
Home Phone: (614) 575-0007
SID e-mail: lreich@capital.edu

TEAM INFORMATION


2005 Record: 10-3 (7-2 OAC)
Offensive System: Spread
Defensive System: 4-3
Lettermen Returning/Lost: 40/23
Starters Returning: 12

2005 RESULTS

54. at Wittenberg 0
14. at Otterbein* 17
66. HEIDELBERG* 0
24. at Mount Union* 42
41. MARIETTA* 10
30. at Muskingum* 13
34. BALDWIN-WALLACE* 0
16. at Ohio Northern* 14
19. JOHN CARROLL* 7
48. WILMINGTON* 10
21. at North Central. 19
14. at Wabash 11
31. at Mount Union 34

2006 SCHEDULE

9/2. WITTENBERG
9/16. WILMINGTON*
9/23. at Heidelberg*
9/30. MARIETTA*
10/7. at John Carroll*
10/14. at Ohio Northern*
10/21. OTTERBEIN*
10/28. at Mount Union*
11/4. MUSKINGUM*
11/11. at Baldwin-Wallace*



OCTOBER 7
DON DRUMM STADIUM
MARIETTA, OHIO



OCTOBER 14
DON DRUMM STADIUM
MARIETTA, OHIO

MUSKINGUM

COACHING STAFF

Head Coach: Jeff Heacock (Muskingum, '76)
Record at Muskingum: 107-136-4 (26 years)
Overall Record: 107-136-4 (26 years)
Heacock's Record vs. Marietta: 12-14
Football Phone: (740) 826-8325
Best Time to Contact Heacock: After 10:30 a.m.



JEFF HEACOCK

GENERAL INFORMATION

Location: New Concord, Ohio
Enrollment: 1,700
Colors: Black & Magenta
Nickname: Fighting Muskies
Conference: Ohio Athletic
Stadium: McConagha Stadium
Turf: Pro-Grass Turf
Capacity: 5,000
Web Site: www.muskingum.edu/home/athletics

SPORTS INFORMATION

Director: Tom Caudill
Office Phone: (740) 826-8022
Press Box Phone: (740) 255-0075
SID Fax: (740) 826-8026
SID E-mail: tcaudill@muskingum.edu

TEAM INFORMATION

2005 Record: 2-8 (2-7 OAC)
Offensive System: Spread
Defensive System: 3-4
Lettermen Returning/Lost: 31/20
Starters Returning: 7

2005 RESULTS

10..... WOOSTER..... 13
3..... at Wilmington*..... 14
10..... OHIO NORTHERN*..... 34
16..... BALDWIN-WALLACE*..... 10
0..... at John Carroll*..... 34
13..... CAPITAL*..... 30
17..... at Marietta*..... 18
49..... at Heidelberg*..... 9
0..... MOUNT UNION*..... 45
9..... at Otterbein*..... 13

2006 SCHEDULE

9/2.... BETHANY
9/16... at Ohio Northern*
9/23... MOUNT UNION*
9/30... at Wilmington*
10/7... at Marietta*
10/14... BALDWIN-WALLACE*
10/21... JOHN CARROLL*
10/28... at Otterbein
11/4... at Capital*
11/11... HEIDELBERG*

JOHN CARROLL

COACHING STAFF

Head Coach: Regis Scafe (Case Western Reserve, '71)
Record at JCU: 53-21 (7 years)
Overall Record: 69-55 (12 years)
Scafe's Record vs. Marietta: 7-0
Football Phone: (216) 397-1681
Best Time to Contact Scafe: Weekday mornings



REGIS SCAFE

GENERAL INFORMATION

Location: University Heights, Ohio
Enrollment: 3,500
Colors: Blue & Gold
Nickname: Blue Streaks
Conference: Ohio Athletic
Stadium: Don Shula Stadium at Wasmer Field
Turf: Artificial (Astroplay)
Capacity: 5,416
Web Site: www.jcu.edu/student/Athletics/varsity/index.htm

SPORTS INFORMATION

Director: Chris Wenzler
Office Phone: (216) 397-4676
Press Box Phone: (216) 397-4999
SID Fax: (216) 397-1806
Home Phone: (216) 691-3759
SID e-mail: cwenzler@jcu.edu

TEAM INFORMATION

2005 Record: 6-4 (6-3 OAC)
Basic Offense: Pro-I/ Multiple Set
Basic Defense: 4-3
Lettermen Returning/Lost: 38/28
Starters Returning: 12

2005 RESULTS

38..... HOPE..... 13
0..... MOUNT UNION*..... 70
48..... at Marietta*..... 17
50..... OHIO NORTHERN*..... 24
34..... MUSKINGUM*..... 0
31..... at Wilmington*..... 14
49..... at Heidelberg*..... 21
32..... OTTERBEIN*..... 6
7..... at Capital*..... 19
14..... at Baldwin-Wallace*..... 17

2006 SCHEDULE

9/2.... at Wooster
9/16... HEIDELBERG*
9/23... OHIO NORTHERN*
9/30... at Baldwin-Wallace*
10/7... CAPITAL*
10/14... at Marietta*
10/21... at Muskingum*
10/28... WILMINGTON*
11/4... at Mount Union*
11/11... OTTERBEIN*



OCTOBER 21
DIAL-ROBERSON STADIUM
ADA, OHIO

OHIO NORTHERN

COACHING STAFF

Head Coach: Dean Paul (Mount Union, '90)
Record at ONU: 16-4 (2 years)
Overall Record: 56-16 (7 years)
Paul's Record vs. Marietta: 2-0
Football Phone: (419) 772-2448
Best Time to Contact Paul: Mornings



DEAN PAUL

GENERAL INFORMATION

Location: Ada, Ohio
Enrollment: 3,500
Colors: Burnt Orange & Black
Nickname: Polar Bears
Conference: Ohio Athletic
Stadium: Dial-Roberson Stadium
Turf: Grass
Capacity: 3,500
Web Site: www.onusports.com/

SPORTS INFORMATION

Director: Tim Glon
Office Phone: (419) 772-2046
Press Box Phone: (419) 772-3524
SID Fax: (419) 772-2590
Home Phone: (419) 221-0869
SID e-mail: t-glon@onu.edu

TEAM INFORMATION

2005 Record: 8-2 (7-2 OAC)
Basic Offense: Multiple Pro
Basic Defense: Multiple 4-3
Lettermen Returning/Lost: 35/28
Starters Returning: 5

2005 RESULTS

48. . . . at Westminster 3
30. . . . BALDWIN-WALLACE* 17
34. . . . at Muskingum* 10
24. . . . at John Carroll* 50
68. . . . HEIDELBERG* 6
44. . . . OTTERBEIN* 26
21. . . . at Mount Union* 14
14. . . . CAPITAL* 16
63. . . . WILMINGTON* 0
58. . . . at Marietta* 7

2006 SCHEDULE

9/9 at Millikin
9/16 MUSKINGUM*
9/23 at John Carroll*
9/30 OTTERBEIN*
10/7 at Mount Union*
10/14 CAPITAL*
10/21 MARIETTA*
10/28 at Baldwin-Wallace*
11/4 at Heidelberg*
11/11 WILMINGTON*



OCTOBER 28
DON DRUMM STADIUM
MARIETTA, OHIO

HEIDELBERG

COACHING STAFF

Head Coach: Brian Cochran (John Carroll, '90)
Record at Heidelberg: 1-29 (3 years)
Overall Record: 1-29 (3 years)
Cochran's Record vs. Marietta: 1-2
Football Phone: (419) 448-2052
Best Time to Contact Cochran: Mornings



BRIAN COCHRAN

GENERAL INFORMATION

Location: Tiffin, Ohio
Enrollment: 1,500
Colors: Red, Orange & Black
Nickname: Student Princes
Conference: Ohio Athletic
Stadium: Frost-Kalnow Stadium
Turf: Artificial Turf
Capacity: 6,500
Web Site: www.heidelberg.edu/athletics/

SPORTS INFORMATION

Director: Morgan Hawley
Office Phone: (419) 448-2140
Press Box Phone: (419) 447-9071
SID Fax: (419) 448-2034
SID e-mail: mhawley@heidelberg.edu

TEAM INFORMATION

2005 Record: 0-10 (0-9 OAC)
Basic Offense: Multiple
Basic Defense: Multiple 4-3
Lettermen Returning/Lost: 31/8
Starters Returning: 18

2005 RESULTS

14. . . . at Adrian 61
21. . . . MARIETTA* 46
0. . . . CAPITAL* 66
14. . . . WILMINGTON* 28
6. . . . at Ohio Northern* 68
22. . . . at Baldwin-Wallace* 35
21. . . . JOHN CARROLL* 49
9. . . . MUSKINGUM* 49
35. . . . at Otterbein* 65
0. . . . MOUNT UNION* 63

2006 SCHEDULE

9/9 at Oberlin
9/16 at John Carroll*
9/23 CAPITAL*
9/30 at Mount Union*
10/7 at Baldwin-Wallace*
10/14 OTTERBEIN*
10/21 WILMINGTON*
10/28 at Marietta*
11/4 OHIO NORTHERN*
11/11 at Muskingum*



NOVEMBER 4
WILLIAMS STADIUM
WILMINGTON, OHIO



NOVEMBER 11
DON DRUMM STADIUM
MARIETTA, OHIO

WILMINGTON

COACHING STAFF

Head Coach: Barry Wulf (Wilmington '95)
Record at Wilmington: 2-8 (1 year)
Overall Record: 2-8 (1 year)
Wulf's Record vs. Marietta: 0-1
Football Phone: (937) 382-6661 x648
Best Time to Contact Wulf: Weekday afternoons



BARRY WULF

GENERAL INFORMATION

Location: Wilmington, Ohio
Enrollment: 1,200
Colors: Forrest Green & White
Nickname: Quakers
Conference: Ohio Athletic
Stadium: Williams Stadium
Turf: Grass
Capacity: 3,500
Web Site: www.wilmington.edu/wcsports.htm

SPORTS INFORMATION

Director: Jeff Hibbs
Office Phone: (937) 382-6661 x347
Press Box Phone: (937) 313-4025
SID Fax: (937) 383-8557
Home Phone: (937) 313-4025
SID e-mail: jeff_hibbs@wilmington.edu

TEAM INFORMATION

2005 Record: 2-8 (2-7 OAC)
Offensive System: Multi Spread
Defensive System: 4-3
Lettermen Returning/Lost: 26/6
Starters Returning: 24

2005 RESULTS

18 MOUNT ST. JOSEPH 21
 14 MUSKINGUM* 3
 6 at Baldwin-Wallace* 28
 28 at Heidelberg* 14
 6 MOUNT UNION* 41
 14 JOHN CARROLL* 31
 14 at Otterbein* 47
 3 MARIETTA* 18
 0 at Ohio Northern* 63
 10 at Capital* 48

2006 SCHEDULE

9/2 at Mount St. Joseph
 9/16 at Capital*
 9/23 BALDWIN-WALLACE*
 9/30 MUSKINGUM*
 10/7 at Otterbein*
 10/14 MOUNT UNION*
 10/21 at Heidelberg*
 10/28 at John Carroll*
 11/4 MARIETTA*
 11/11 at Ohio Northern*

MOUNT UNION

COACHING STAFF

Head Coach: Larry Kehres (Mount Union, '71)
Record at Mt. Union: 231-20-3 (20 years)
Overall Record: 231-20-3 (20 years)
Kehres' Record vs. Marietta: 20-0
Football Phone: (330) 829-8224
Best Time to Contact Kehres: Weekday mornings



LARRY KEHRES

GENERAL INFORMATION

Location: Alliance, Ohio
Enrollment: 2,300
Colors: Purple & White
Nickname: Purple Raiders
Conference: Ohio Athletic
Stadium: Mount Union Stadium • **Turf:** AstroPlay • **Capacity:** 5,600
Web Site: www.muc.edu/athletics

SPORTS INFORMATION

Director: Michael DeMatteis
Office Phone: (330) 823-6093
Press Box Phone: (330) 821-9066
SID Fax: (330) 821-0425
Home Phone: (330) 477-5386
SID e-mail: dematmm@muc.edu

TEAM INFORMATION

2005 Record: 14-1 (8-1 OAC)
Basic Offense: Split Backs/Pro Style
Basic Defense: 4-3-4
Lettermen Returning/Lost: 44/22 • **Starters Returning:** 15

2005 RESULTS

33 WASHINGTON 7
 70 at John Carroll* 0
 55 OTTERBEIN* 7
 42 CAPITAL* 24
 41 at Wilmington* 6
 59 at Marietta* 7
 14 OHIO NORTHERN* 21
 17 BALDWIN-WALLACE* 3
 45 at Muskingum* 0
 63 at Heidelberg* 0
 49 MT. ST. JOSEPH 6
 44 AUGUSTANA 7
 34 CAPITAL 31
 19 ROWAN 7
 35 vs. UW Whitewater 28

2006 SCHEDULE

9/2 at Averett
 9/16 at Otterbein*
 9/23 at Muskingum*
 9/30 HEIDELBERG*
 10/7 OHIO NORTHERN*
 10/14 at Wilmington*
 10/21 at Baldwin-Wallace*
 10/28 CAPITAL*
 11/4 JOHN CARROLL*
 11/11 at Marietta*

A ROLLER COASTER SEASON

MARIETTA BOUNCED BACK FROM A MID-SEASON SLUMP TO HAVE ANOTHER SOLID YEAR



ALL-OAC RUNNING BACK STEVEN WAGNER

The 2005 football campaign was a roller coaster ride for Marietta College. Head Coach Todd Glaser and his staff entered their third season of leadership with the vision of improving upon the success that the team earned in 2004.

The Pioneers officially kicked off the season with a First and Ten luncheon on August 29, when it welcomed Pioneer faithful to campus to get some insight into the upcoming season. The following Saturday, the year began with a solid 25-7 victory over Emory & Henry (Va.) in front of a huge River City Bowl crowd at Don Drumm Stadium. It was the 12th time in 13 years that Marietta won its season opener.

The momentum continued a week

later, as Marietta took down Heidelberg, 46-21, to remain undefeated. A week-three visit from John Carroll was Marietta's first real test of the year, and the Streaks' dominance of the Pioneers continued with a 48-17 victory, as JCU improved to 17-0-1 all-time against MC.

The loss to John Carroll ignited a mid-season spiral for Marietta, as the defeat proved the first of four straight losses – all against the top-tier of the Ohio Athletic Conference. During the losing streak, which included losses to Otterbein (31-17), Capital (41-10) and Mount Union (59-7), key injuries resulted in Marietta struggling both offensively and defensively. One highlight of the three-week period came from defensive back Shawn Ellies, who

returned a Mount Union fumble for a 100-yard touchdown to give Marietta an early lead. It was the first time all season that the Purple Raiders allowed points in the first quarter.

The best cure for a tough stretch is always a game against a team's rival, and a battle with Muskingum was just the remedy Marietta needed to turn around its season. The two southeast Ohio foes went head-to-head on Marietta's Homecoming; and, as has been typical in the series, the game came down to the final play with the Marietta scoring a touchdown on a one-yard pass from Jason Vrable to tight end John Bokak to capture the 18-17 victory – the fifth consecutive for the Pioneers over the Muskies. The touchdown

erased a 14-point third quarter deficit and was a sign of things to come over the next few weeks. Vrable attempted a school-record 58 passes, while wide receiver Nic North pulled down a Marietta single-game record 14 receptions in the win.

Another strong fourth quarter effort and the resurfacing of the ground game propelled Marietta to a 18-3 victory over Wilmington in week eight and improved its record to 4-4 on the year.

A week nine, road match-up with Baldwin-Wallace stood between Marietta and its second straight non-losing season. The goal looked to be out of reach early in the fourth frame when a Yellow Jacket touchdown gave them a 31-13 advantage. The Pioneers, however, would not surrender and scored three touchdowns over the final eight minutes to pull off the 32-31 upset, Marietta's biggest victory of the Glaser era. Vrable led the comeback by completing 17-of-26 passes for 162 yards and two scores, while rushing for 52 yards and another touchdown in the fourth quarter.

The Pioneers did not fare well against the 22nd-ranked Polar Bears in the final game of the year, as Ohio Northern rolled to a 58-7 victory on Marietta's Senior Day. Before the game, the Pioneers recognized 13 seniors for their efforts over the last four seasons, which saw the class finish with a record of 16-24 – the most wins since the class of 2000.

Although finishing the season on a sour note, there were many reasons for the Pioneers to look back on the 2005 campaign with gratification. Overall, Marietta finished 2005 with a record of 5-5 overall and 4-5 in the OAC, good for sixth in the standings. It was the Pioneers' second straight non-losing season, a feat not accomplished since 1994-96, when Marietta had three seasons in which it finished .500 or better. The team also showed its resilience by bouncing back from a tough four-week stretch to pull off two thrilling fourth-quarter victories. In addition, the play of the young nucleus gave a glimpse of positive things to

2005 OAC STANDINGS									
	Conference				Overall				
	W	L	T	Pct	W	L	T	Pct	
Mount Union	8	1	0	.889	14	1	0	.933	
Capital	7	2	0	.778	10	3	0	.769	
Ohio Northern	7	2	0	.778	8	2	0	.800	
John Carroll	6	3	0	.667	7	3	0	.700	
Otterbein	6	3	0	.667	7	3	0	.700	
Marietta	4	5	0	.444	5	5	0	.500	
Baldwin-Wallace	3	6	0	.333	4	6	0	.400	
Muskingum	2	7	0	.222	3	7	0	.300	
Wilmington	2	7	0	.222	2	8	0	.200	
Heidelberg	0	9	0	.000	0	10	0	.000	

come in the future.

Vrable, an honorable mention Academic All-OAC honoree, had a record-breaking season at quarterback in 2005. The junior completed 164-of-298 pass attempts for 1,883 yards and 12 touchdowns. The 164 completions and 1,883 yards set new school records.

Despite battling injuries for much of the year, Wagner, a second team All-OAC recipient, accumulated 677 yards on the ground with four touchdowns in 2005. He closed his career as only the sixth Pioneer player to rush for over 3,000 yards, finishing with 3,012 yards, which ranks sixth all-time at MC. Wagner also added 19 receptions for 159 yards and one score.

Two others – sophomore nose tackle Clay Ream and junior punter and return specialist Jason Curry – joined Wagner on the All-OAC second team list.

Ream was once again the leader of Marietta's defensive line in 2005, finishing third on the squad in tackles with 66. He led the Pioneers in tackles for loss (11.0 for 44 yards) and was second in sacks (3.5 for 23 yards). Ream also forced and recovered one fumble during season.

Curry played an integral role in the success of the Pioneers' special teams and earned second team honors as both a punter and return specialist in 2005. The junior led the OAC in kick returns, averaging 25.1 yards per return. Overall, he returned 18 kicks for 451 yards, including a long of 93 yards. Curry also finished second in the league

in punting, averaging 38.0 yards per kick. He set a new single-season record for punt yardage (2,505) and tied the mark for punts (66). Curry had 20 punts stop inside the 20-yard line and forced eight fair catches this season.

Marietta also had two student-athletes earn honorable mention All-OAC in 2005. Sophomore linebacker Brian Hahn and sophomore offensive lineman Lance Parrish each picked up the honor for their efforts in 2005.

Hahn led the Pioneers in tackles (98) and sacks (4.0 for 40 yards), while finishing second in tackles for loss (10.0 for 55 yards). His 98 tackles ranked sixth in the league, while his 62 solo ranked second.

For Parrish, it is the second straight season that he earned honorable mention honors. Parrish anchored an offensive line that helped Marietta rush for 1,293 yards and provided solid protection throughout the season.

Senior offensive lineman Jason Price and junior safety Lonnie Meyers also joined Vrable as Academic All-OAC recipients in 2005. Price, Marietta's 2006 Clyde Lamb Award winner, was named to the first team, while Meyers was given honorable mention.

Just before the team's spring season, shocking news came to Pioneer fans, as Glaser unexpectedly resigned to take the head-coaching job at his alma mater, Wisconsin-Eau Claire. Offensive Coordinator Curt Wiese was immediately promoted to Head Coach for 2006.

2005 GAME-BY-GAME



SENIOR DEFENSIVE END BRYAN ADAMS

MARIETTA 25 • EMORY & HENRY 7
SEPTEMBER 3, 2005
DON DRUMM STADIUM

Marietta Opened its season with a 25-7 victory over Emory & Henry in the first River City Bowl. Once the Pioneers settled their nerves, they gave a huge home crowd many reasons to cheer. Junior Jason Vrable finished 11-of-16 for 197 yards and a TD. Senior Steven Wagner carried the ball 37 times for 146 yards and two scores. Sophomore Paul Cirino led all receivers with five grabs for 78 yards and a TD in the win. Defensively, the Pioneers were led by sophomore Brian Hahn, who finished with seven tackles, including two sacks. Junior Anthony Banks added six stops and a key interception. Overall, Marietta racked up 365 yards of total offense. The Pioneer defense held the Wasps,

who averaged over 400 yards of offense in 2004, to 183 yards passing and negative six yards rushing in the win.

GAME 1 STATISTICS

<u>E&H</u>		<u>MAR</u>
12	First Downs	16
-6	Net Yards Rushed	163
183	Net Yards Passing	202
61	Total Plays	66
177	Total Yards	365
43/23/1	Att/Comp/Int	18/13/0
8/34.5	Punts/Avg	6/39.2
1/0	Fumbles/Lost	2/0
2/13	Penalties/Yards	9/98
24:56	Time of Possession	35:04

Score by Quarters

Emory & Henry	0	7	9	0	-	7
Marietta	0	9	9	7	-	25

MARIETTA 46 • HEIDELBERG 21
SEPTEMBER 18, 2005
FROST-KALNOW STADIUM

The weather was dismal and the play on the field was equally as sloppy during Marietta's 46-21 victory over host Heidelberg. Steven Wagner spearheaded a Pioneer ground game that racked up 313 total yards by rushing for 121 yards and a TD on 17 carries. Sophomore Joe Webb added 18 attempts for 83 yards. Jason Vrable finished 7-of-12 for 139 yards and a score, while juniors Jason Curry and Nic North each pulled in three receptions on the day. Sophomore Clay Ream led the defense with nine tackles and Darren Marks, Anthony Banks, Lonnie Meyers, J.J. Wheeler and Jeff Sherman all had an interception in the win.

GAME 2 STATISTICS

<u>MAR</u>		<u>HEID</u>
22	First Downs	19
313	Net Yards Rushed	115
157	Net Yards Passing	189
72	Total Plays	74
470	Total Yards	304
15/19/1	Att/Comp/Int	40/18/5
4/37.0	Punts/Avg	5/34.4
5/3	Fumbles/Lost	2/1
7/70	Penalties/Yards	8/64
32:50	Time of Possession	27:10

Score by Quarters

Marietta	7	21	3	15	-	46
Heidelberg	6	0	0	15	-	21

JOHN CARROLL 48 • MARIETTA 17
SEPTEMBER 24, 2005
DON DRUMM STADIUM

A day that started with so much promise ended with a familiar, disappointing result as Marietta entered its week three match-up looking to move to 3-0, only to fall to the John Carroll, 48-17. The Pioneers fell victim to an angry Blue Streak team that was looking to bounce back from a brutal beating by Mount Union the week before. Jason Vrable finished 9-of-18 for 78 yards. Steven Wagner was held to 15 carries for 79 yards, sitting out much of the second half. Joe Webb totaled 70 yards on 14 carries in a backup role. Nic North pulled in a team-high three receptions for 31 yards in the loss. Marietta's defense was led by Brian Hahn with seven tackles and Lonnie

Meyers with six stops and MC's lone interception. Jason Curry set up one Pioneer TD with a 93-yard kick return.

GAME 3 STATISTICS

JCU	MAR
31	17
218	199
404	106
72	65
622	305
31/21/1	22/11/1
1/47.0	6/38.7
2/1	1/0
13/182	6/45
30:43	29:17

Score by Quarters

John Carroll	14	13	7	14	-	48
Marietta	3	0	0	14	-	17

OTTERBEIN 31 • MARIETTA 17
OCTOBER 1, 2005
DON DRUMM STADIUM

Two Otterbein second-half touchdowns broke open a 17-17 game at the half and turnovers down the stretch sent Marietta back to .500 with a 31-17 defeat. Steven Wagner was limited to 69 yards on 23 carries. Jason Vrable finished 11-of-28 for 231 yards with two touchdowns and three interceptions. It was the first time a Pioneer QB threw for over 200 yards since 2003. Jason Curry pulled in a team-high five receptions for 144 yards. Marietta was led by Darren Marks with 12 tackles and Brian Hahn with 11 stops. Cody Venderlic picked off his first pass of the year.



SENIOR WIDE RECEIVER JASON CURRY

GAME 4 STATISTICS

<u>OTT</u>		<u>MAR</u>
28	First Downs	17
228	Net Yards Rushed	132
314	Net Yards Passing	231
82	Total Plays	68
542	Total Yards	363
48/29/1	Att/Comp/Int	28/11/3
6/38.3	Punts/Avg	7/38.1
1/1	Fumbles/Lost	1/1
5/46	Penalties/Yards	6/70
32:38	Time of Possession	27:22
Score by Quarters		
Otterbein	7 10 7 7	- 31
Marietta	6 11 0 0	- 17

**CAPITAL 41 • MARIETTA 10
OCTOBER 8, 2005
BERNLOHR STADIUM**

Capital proved that in order to win in the Ohio Athletic Conference, teams must be able to hold their opponents in check for all four quarters. Marietta was able to slow down Capital's high-powered offense attack for three quarters, but allowed 24 fourth-quarter points, which resulted in a 41-10 victory in favor of the Crusaders. Jason Vrable went 23-of-34 for 133 yards with two interceptions in the loss. Nic North led all receivers with nine receptions for 55 yards, while Jason Curry added seven catches for 47 yards. J.J. Wheeler was Marietta's leading tackler, finishing with 15 stops, including 13 solo. He also forced and recovered one fumble. Darren Marks was also busy on defense and finished with 10 tackles, including a sack. Brian Hahn, the team-leader in tackles, added nine more against the Crusaders.

GAME 5 STATISTICS

<u>MAR</u>		<u>CAP</u>
11	First Downs	22
18	Net Yards Rushed	140
133	Net Yards Passing	338
68	Total Plays	79
151	Total Yards	478
34/23/2	Att/Comp/Int	40/28/1



SENIOR SAFETY ANTHONY BANKS

11/33.1	Punts/Avg	5/29.2
1/1	Fumbles/Lost	4/3
7/81	Penalties/Yards	10/86
29:41	Time of Possession	30:19

	Score by Quarters				
Marietta	0	3	0	7	- 10
Capital	10	7	0	24	- 41

**MOUNT UNION 59 • MARIETTA 7
OCTOBER 15, 2005
DON DRUMM STADIUM**

All Ohio Athletic Conference teams have to endure it, and Marietta is no exception. Week six was the game that the Pioneers and perennial-power Mount Union hooked up on the gridiron and, such as the case has been for the previous 110 regular season games, when the final horn sounded, the Purple Raiders walked away with the victory. Before the evening was over, Marietta accomplished something no other team had done against the second-ranked Raiders this season, score in the first

quarter. The Pioneers did just that in dramatic fashion, as sophomore Shawn Ellies picked up a fumble in Marietta's end zone and raced 100 yards for the score. A Nick Manson extra point gave Marietta a 7-0 lead with 1:50 to go in the first frame. Marietta's Jason Curry was forced to punt 12 times, averaging 42.1 yards per kick and placing three inside the 20-yard line. He also had a long of 62 yards, which was a career-high. Anthony Banks led Marietta with 14 tackles, including nine solo. Darren Marks finished with 13 tackles, Brian Hahn added 12 and Cody Venderlic had 11.

GAME 6 STATISTICS

<u>MTU</u>		<u>MAR</u>
40	First Downs	4
388	Net Yards Rushing	-17
367	Net Yards Passing	56
93	Total Plays	46
755	Total Yards	39
32/22/1	Att/Comp/Int	20/6/0
2/41.0	Punts/Avg	12/42.1

1/1.....	Fumbles/Lost	4/1
4/50.....	Penalties/Yards	1/8
36:54.....	Time of Possession	23:06

Score by Quarters

Mount Union	7	21	21	10	-	59
Marietta	7	0	0	0	-	7

MARIETTA 18 • MUSKINGUM 17
OCTOBER 22, 2005
DON DRUMM STADIUM

Another chapter in Marietta's rivalry with Muskingum was written in front of a Homecoming crowd at Don Drumm Stadium. As has been typical in the series, the game came down to the final play with the Pioneers scoring a touchdown to capture the 18-17 victory – the fifth consecutive for Marietta over Muskingum. Jason Vrable attempted a school-record 58 passes, completing 33 for 376 yards and two scores. Nic North pulled down a Marietta single-game record 14 receptions for 125 yards, while freshman Art Beck added six grabs for 97 yards and Chad McDaniel finished with five receptions for 73 yards. All three had key fourth-quarter catches. Overall, Marietta compiled 415 yards of offense, while Muskingum finished with 124, all on the ground. Brian Hahn finished with a game-high 14 tackles, while Darren Marks added 13 and sophomore Jeff Mast had 10, including three for a loss and one sack.

GAME 7 STATISTICS

MUSK		MAR
7.....	First Downs	25
126.....	Net Yards Rushed.....	39
0.....	Net Yards Passing.....	376
51.....	Total Plays	96
126.....	Total Yards.....	415
58/33/2.....	Att/Comp/Int.....	3/0/1
9/31.0.....	Punts/Avg.....	7/32.7
0/0.....	Fumbles Lost.....	3/1
5/70.....	Penalties/Yards	10/93
28:26.....	Time of Possession.....	31:34

Score by Quarters

Muskingum	7	3	7	0	-	17
Marietta	0	3	2	14	-	18



JUNIOR CORNER BACK CODY VENDERLIC

MARIETTA 18 • WILMINGTON 3
OCTOBER 29, 2005
WILLIAMS STADIUM

Marietta rekindled its running attack against Wilmington, enabling it to improve to 4-4 with an 18-3 road victory. The Pioneers, who didn't total more than 40 yards rushing in each of the previous three weeks, racked up 191 yards on the ground. Individually, Steven Wagner rushed for his third 100-yard game of the year, finishing with 21 carries for 126 yards. Joe Webb added 10 carries for 63 yards and a score. Jason Vrable completed 16-of-28 passes for 210 yards and two touchdowns, both thrown to Jason Curry, who was one of three Pioneers to pull in four grabs. Marietta's defense finished with a season-high 13 tackles for a loss of 57 yards, which included three sacks. Brian Hahn and Jeff Mast each collected a team-high nine stops, while Clay Ream added eight tackles (five for loss) and one sack. Eric

Workman and Shawn Ellies each had an interception in the win.

GAME 8 STATISTICS

MAR		WILM
21.....	First Downs	14
191.....	Net Yards Rushing	81
210.....	Net Yards Passing.....	150
67.....	Total Plays	72
401.....	Total Yards	231
28/16/1.....	Att/Comp/Int.....	32/14/2
7/37.7.....	Punts/Avg	8/40.5
1/1.....	Fumbles/Lost	0/0
8/60.....	Penalties/Yards	10/106
26:34.....	Time of Possession	33:26

Score by Quarters

Marietta	0	6	0	12	-	18
Wilmington	0	3	0	0	-	3

MARIETTA 32 • BALDWIN-WALLACE 31
NOVEMBER 5, 2005
GEORGE FINNIE STADIUM

Trailing 31-13 on the road with 11 minutes to play in the game, the Pioneers could have chalked it up as a disappointing loss. Instead, they fought. And fought. And fought. And when it was over, a confident Marietta left Finnie Stadium in Berea with a 32-31 victory over a stunned Baldwin-Wallace. With the win, its third straight and one of the team's greatest in recent history, Marietta improved to 5-4 and secured its second straight non-losing season. Jason Vrable had his third-straight solid performance under center. He finished 32-of-52 for 305 yards and three touchdowns. He also ran 14 times for 49 yards and two more scores. Chad McDaniel led all receivers with 10 catches for 97 yards, including five for 29 yards in the game-winning drive. Nic North added eight grabs for 70 yards, while Jason Curry had six receptions for 84 yards in the win. Joe Webb ran for 40 yards on four carries and Steven Wagner finished with 12 rushes for 36 yards. Marietta's defense was paced by Darren Marks with 13 tackles. Clay Ream, Jeff Mast and Brian Hahn finished with 11, nine and nine tackles, respectively.

OHIO NORTHERN 58 • MARIETTA 7
NOVEMBER 12, 2005
DON DRUMM STADIUM

Marietta ended its 2005 season with a 58-7 loss to No. 22 Ohio Northern. Steven Wagner finished his final game as a Pioneer with 19 carries for 68 yards to bring his career total to 3,012 rushing yards, which ranked sixth best in school history. Jason Vrable completed 16-of-32 passes for 158 yards to set the Pioneers' single-season record for completions (164) and passing yards (1,883). Jason Curry led the receivers with five grabs for 67 yards. Brian Hahn finished with a game-high 13 tackles, while Anthony Banks added 10 for Marietta.

GAME 10 STATISTICS

<u>ONU</u>	<u>MAR</u>					
28	First Downs	18				
257	Net Yards Rushing	100				
300	Net Yards Passing	158				
71	Total Plays	63				
557	Total Yards	258				
25/16/1	Att/Comp/Int	32/16/1				
0/0	Punts/Avg	4/39.2				
1/0	Fumbles/Lost	1/1				
11/89	Penalties/Yards	2/20				
35:26	Time of Possession	24:34				
Score by Quarters						
Ohio Northern	7	17	20	14	-	58
Marietta	7	0	0	0	-	7

GAME 9 STATISTICS

<u>MAR</u>	<u>B-W</u>					
23	First Downs	22				
155	Net Yards Rushing	168				
305	Net Yards Passing	227				
85	Total Plays	82				
460	Total Yards	395				
52/32/1	Att/Comp/Int	29/15/1				
3/34.7	Punts/Avg	5/37.6				
2/0	Fumbles/Lost	3/1				
7/60	Penalties/Yards	2/20				
25:47	Time of Possession	34:13				
Score by Quarters						
Marietta	7	6	0	19	-	32
B-W	2	15	7	7	-	31



SENIOR CORNER BACK J.J. WHEELER

2005 FINAL STATISTICS

Date	Opponent	Score	W/L
9/3	EMORY & HENRY	25-7	W
9/17	at Heidelberg*	46-21	W
9/24	JOHN CARROLL*	17-48	L
10/1	OTTERBEIN*	17-31	L
10/8	at Capital*	10-41	L
10/15	MOUNT UNION*	7-59	L
10/22	MUSKINGUM*	18-17	W
10/29	at Wilmington*	18-3	W
11/5	at Baldwin-Wallace*	32-31	W
11/12	OHIO NORTHERN*	7-58	L

Team Statistics	MAR	Opponents
Total First Downs	135	200
Rushing	76	103
Passing	49	90
Penalty	10	7
Net Yards Rushing/Attempts	1527	1671
Yards Gained	1759	1989
Yards Lost	232	318
Average Per Carry	4.0	3.9
Average Per Game	152.7	167.1
Net Yards Passing	1251	1873
Att/Comp/Int	219/121/8	297/166/14
Completion Percentage	55.3	55.9
Yards Per Attempt	5.7	6.3
Yards Per Completion	10.3	11.3
Yards Per Game	125.1	187.3
Total Offense/Plays	2778/598	3544/730
Plays Per Game	59.8	73.0
Yards Per Play	4.6	4.9
Yards Per Game	277.8	354.4
Kickoff Returns/Yards	37/805	36/785
Yards Per Return	21.8	21.8
Returns Per Game	3.7	3.6
Punt Returns/Yards	23/221	34/418
Yards Per Return	9.6	12.3
Returns Per Game	2.3	3.4
Interception Returns/Yards	14/204	8/94
Yards Per Return	14.6	11.8
Interceptions Per Game	1.4	0.8
Punts/Yards	59/2099	42/1554
Yards Per Punt	35.6	37.0
Punts Per Game	5.9	4.2
Fumbles/Lost	19/11	23/7
Penalties/Yards	53/634	45/429
Yards Per Penalty	12.0	9.5
Penalties Per Game	5.3	4.5
Yards Per Game	63.4	42.9
Safeties	0	1

Scoring By Quarters	1st	2nd	3rd	4th	Total
Marietta	50	63	48	24	185
Opponents	40	45	64	52	201

Rushing	G	Att.	Gain	Lost	Net	Avg.	TD	Long	Avg./G
Steven Wagner	10	180	791	114	677	3.8	4	50	67.7
Joe Webb	9	74	343	28	315	4.3	3	24	35.0
Jason Vrable	10	89	344	208	136	1.5	3	26	13.6
Garret Banks	4	6	73	10	63	11.7	1	51	15.8
Jason Curry	10	7	42	11	31	4.4	0	23	3.1
Corey Jacobs	10	5	25	0	25	5.0	0	8	2.8
Pioneers	10	389	1723	430	1293	3.3	12	51	129.3
Opponents	10	414	1976	261	1715	4.1	19	59	171.5

Passing	G	Att./Cmp./Int.	Pct.	Yards	TD	Long	Avg./G
Jason Vrable	10	298/164/12	55.0	1883	12	71	188.3
Jeremy Thornton	8	8/5/0	62.5	40	0	17	5.7
Aaron Spahlinger	1	1/1/0	100.0	11	0	11	5.5
Pioneers	10	307/170/12	55.4	1934	12	71	193.4
Opponents	10	323/186/15	57.6	2472	20	59	247.2

Receiving	G	No.	Yards	Avg.	TD	Long	Avg./G
Nic North	10	50	505	10.1	2	71	50.5
Jason Curry	10	37	507	13.7	6	67	50.7
Chad McDaniel	10	31	378	12.2	1	42	37.8
Steven Wagner	10	19	159	8.4	1	40	15.9
Art Beck	2	7	103	14.7	0	25	51.9
Paul Cirino	9	6	87	14.5	1	28	9.7
Darkeevin Peoples	6	6	53	8.8	0	17	8.8
John Bokat	10	5	48	9.6	1	13	4.8
Joe Webb	9	4	24	6.0	0	9	2.7
Corey Jacobs	10	3	42	14.0	0	23	4.2
Maurice Page	2	1	17	17.0	0	17	8.5
Bryan Adams	10	1	11	11.0	0	11	1.1
Pioneers	10	170	1934	11.4	12	71	193.4
Opponents	110	186	2472	13.3	20	59	247.2

Punting	No.	Yards	Avg.	Blocked	Long
Jason Curry	66	2505	38.0	1	68
Pioneers	67	2505	37.4	1	68
Opponents	49	1744	35.6	1	62

Punt Returns	No.	Yards	Avg.	TD	Long
Anthony Banks	14	106	7.6	0	38
Shawn Ellies	2	21	10.5	0	15
Steve Wagner	1	15	15.0	0	15
Pioneers	17	163	9.6	1	38
Opponents	31	273	8.8	0	69

Kickoff Returns	No.	Yards	Avg.	TD	Long
Jason Curry	18	451	25.1	0	93
Anthony Banks	13	217	16.7	0	42
Steve Wagner	6	64	10.7	0	25
Shawn Ellies	5	47	9.4	0	24
Pioneers	48	821	17.1	0	93
Opponents	38	572	15.1	0	47

Scoring	TD	PATs					Points
		FGs	Kick	Rush	Rcv.	Pass	
Jason Curry	6	0-0	0-0	0-0	0	0-0	36
Nick Manson	0	6-9	15-22	0-0	0	0-0	33
Steven Wagner	5	0-0	0-0	0-0	0	0-0	30
Jason Vrable	3	0-0	0-0	0-1	0	1-1	18
Joe Webb	3	0-0	0-0	0-0	0	0-0	18
Nic North	2	0-0	0-0	0-0	1	0-0	14
Garrett Banks	1	0-0	0-0	0-0	0	0-0	6
Jeremy Thornton	1	0-0	0-0	0-0	0	0-0	6
John Bokat	1	0-0	0-0	0-0	0	0-0	6
Cody Venderic	1	0-0	0-0	0-0	0	0-0	6
Shawn Ellies	1	0-0	0-0	0-0	0	0-0	6
Clay Ream	0	0-0	0-0	0-0	0	0-0	2
Pioneers	26	6-9	15-22	0-1	1	1-1	197
Opponents	42	7-10	3740	0-1	1	1-1	316

FG	Field Goals					BL	Pct.	Lng.
	1-19	20-29	30-39	40-49	50+			
Nick Manson	0-0	4-5	2-4	0-0	0-0	0	66.7	38

Interceptions	No.	Yards	Avg.	TD	Long
Anthony Banks	4	86	21.5	0	34
Shawn Ellies	3	0	0.0	0	0
Lonnie Meyers	2	29	14.5	0	15
J.J. Wheeler	2	1	0.5	0	1
Jeff Sherman	1	0	0.0	0	0
Eric Workman	1	0	0.0	0	0
Cody Venderlic	1	16	16.0	0	16
Darren Marks	1	0	0.0	0	0
Pioneers	15	132	8.8	0	34
Opponents	12	84	7.0	0	26

All Purpose	G	Rush	Rec.	PR	KOR	IR	Tot.	Avg./G
Jason Curry	10	31	507	0	451	0	989	98.9
Steven Wagner	10	677	159	15	64	0	915	91.5
Art Beck	2	3	103	0	0	0	106	53.0
Nic North	10	5	505	0	0	0	510	51.0
Anthony Banks	10	0	0	106	217	86	409	40.9
Joe Webb	9	315	24	0	24	0	363	40.3
Chad McDaniel	10	7	378	0	0	0	385	38.5
Garrett Banks	4	63	0	0	0	0	63	15.8
Jason Vrable	10	136	0	0	0	0	136	13.6
Paul Cirino	9	0	87	0	0	0	87	9.7
Darkeevin Peoples	6	0	53	0	0	0	53	8.8
Shawn Ellies	8	0	0	21	47	0	68	8.5
Corey Jacobs	10	25	42	0	0	0	67	6.7
John Bokat	10	0	48	0	0	0	48	4.8
Cody Venderlic	10	0	0	21	0	16	37	3.7
Lonnie Meyers	9	0	0	0	3	29	32	3.6
Pioneers	10	1293	1934	163	821	132	4343	434.3
Opponents	10	1715	2472	273	572	84	5116	511.6

Total Offense	G	Plays	Rush	Pass	Total	Avg./G
Jason Vrable	10	387	136	1883	2019	201.9
Steven Wagner	10	180	677	0	677	67.7
Joe Webb	9	74	315	0	315	35.0
Garrett Banks	4	8	63	0	63	15.8
Jeremy Thornton	8	23	12	40	52	6.5
Jason Curry	10	7	31	0	31	3.1
Corey Jacobs	10	5	25	0	25	2.5
Aaron Spahlinger	1	1	0	11	11	11.0
Jeremiah Reams	2	4	9	0	9	4.5
Arden Renze	9	2	8	0	8	0.9
Chad McDaniel	10	1	7	0	7	0.7
Nic North	10	1	5	0	5	0.5
Art Beck	2	1	3	0	3	1.5
James Taylor	10	1	2	0	2	0.2
Pioneers	10	696	1293	1934	3227	322.7
Opponents	10	737	1715	2472	4187	418.7

Defense	G	Solo.	Asst.	Total	TFL/Yds.	Sacks/Yds.	FR/Yds.
Brian Hahn	10	62	36	98	10.0/55	4.0/40	2/0
Darren Marks	10	51	33	84	2.5/17	1.0/14	0/0
Clay Ream	10	36	30	66	11.0/44	3.5/23	1/0
Anthony Banks	10	43	19	62	1.0/5	0/0	0/0
J.J. Wheeler	10	37	12	49	0/0	0/0	1/0
Cody Venderlic	10	31	18	49	0.5/0	0/0	0/0
Jeff Mast	10	26	23	49	9.0/21	3.0/12	0/0
Eric Workman	9	16	18	34	5.0/4	0/0	0/0
Chris McMahon	10	13	16	29	2.0/9	0/0	0/0
Dan DeZordo	10	16	12	28	6.0/20	1.5/9	0/0
Shawn Ellies	8	18	10	28	1.0/2	0/0	3/107
Lonnie Meyers	9	16	8	24	1.0/1	0/0	0/0
Gilbert Ellerbe	10	7	9	16	2.0/8	1.0/6	0/0
Bryan Adams	10	8	4	12	2.0/6	0/0	0/0
Pioneers	10	457	285	742	58/230	16/113	8/107
Opponents	10	426	268	694	80/361	27/212	9/101



SOPHOMORE CENTER KYLE MUSSELMAN

HISTORY OF MC FOOTBALL

PIONEERS LOOK TO MAKE NEW MEMORIES IN 2006

Take a long look at the first Marietta College football team just below on this page. Those 15 players may not stack up against today's athletes, but they certainly were a rugged group. The first football team at Marietta College went 1-1-1; its win was a forfeit against Otterbein. In the first game ever, Ohio State pounded the Pioneers 80-0. But much has changed since those early beginnings. Marietta College has a 388-498-36 record in its 100-plus years of action.

It took Marietta just three years to earn its first winning season (5-3 in 1894). The Pioneers remained strong in those early years as MC recorded 23 winning seasons in the first 32 years. The shining moment during that time

was on Nov. 29, 1906, when Petey Gilman threw a 52-yard pass, one of the first official forward passes in football, in a 12-2 win against Ohio University. Gilman's heave held the forward pass distance record until 1920. Somehow, Marietta's football program could not continue its winning ways and the competition began passing the Pioneers by on the playing field. From 1924-1993, Marietta College had just 16 winning campaigns. There were some bright seasons – 8-1 in 1969 and 6-4 in 1986 – but it was a down time for the Pioneers.


The 1969 team ranks second on Marietta's All-Time list of best seasons, second to 1906 when MC went 9-1 (only loss was 4-0 to Ohio State

Medical). The '69 squad fell victim to Muskingum in the second game of the season, 17-0. The 1968 campaign was also a strong year for the Navy Blue & White. MC went 7-2 with wins against Muskingum, Mount Union and Heidelberg and a homecoming win against Otterbein.

The dark days set in on the Marietta College football program in 1981, when the nation's longest losing streak began with a 24-0 loss to Capital to open the season. Marietta went 0-9 in 1981, '82 and '83 then opened the 1984 season 0-7. The Pioneers ended the skid with a 3-3 tie against Ohio Northern on homecoming and picked up their first win in nearly four years with a 15-12 victory against Wooster. In 1983,

MARIETTA COLLEGE'S GREATEST VICTORIES

1895	Marietta	24	Ohio State	0
1900	Marietta	19	West Virginia	6
1903	Marietta	43	Pittsburgh	6
1910	Marietta	17	Miami (OH)	0
1918	Marietta	7	Ohio U.	0
1920	Marietta	23	Michigan St.	7
1920	Marietta	20	Cincinnati	0
1928	Marietta	14	Muskingum	13
1935	Marietta	31	Bowling Green	0
1954	Marietta	20	Wittenberg	19
1959	Marietta	90	Wash. & Jeff	0
1968	Marietta	7	Muskingum	0
1977	Marietta	20	Mount Union	6
1984	Marietta	15	Wooster	12
1995	Marietta	27	Baldwin-Wallace	10
1996	Marietta	38	Central (Iowa)	18
2005	Marietta	32	Baldwin-Wallace	31



MC'S FIRST FOOTBALL TEAM (1892)

Sports Illustrated visited the MC campus and did a story on MC Football entitled "A Losing Proposition."

The 1990s brought forth a new era for Pioneer football. After Mike Schonewolf coached the Pioneers to a 2-8 mark in 1990, Pennsylvania native Gene Epley took over the program and instilled a new pride and enthusiasm. After going 0-10 his first year, Epley strung together three straight non-losing seasons in 1994 (5-5), 1995 (8-1-1) and 1996 (7-3). The '95 season produced some of the greatest excitement Pioneer fans have seen in southeastern Ohio in more than 50 years. Facing the No. 1 ranked Mount Union Purple Raiders at Don Drumm Field, Marietta put a serious scare in the Ohio Athletic Conference's top team.

Before the game even started, more than 1,500 people lined the sidewalk in front of Greene Street attempting to get into the gates. It was the first overflow crowd in years. By halftime, with the Don Drumm crowd on its feet, the Pioneers had a 16-7 halftime lead. Mount Union took over in the third period and scored 21 unanswered points, but Marietta did not back down. After an 89-yard kickoff return by Danté Brown, the Pioneers were back within five points of the Purple Raiders (34-29). Then quarterback Aaron Conte connected with Ted Jones on a 43-yard TD pass that pulled MC ahead 37-34 with 4:20 to play. Mount Union answered with a touchdown to make the score 41-37 with 2:23 left. The Pioneers marched down the field, but with time running out, Conte was sacked to end the game.

In all, the Pioneers have had 27 coaches. Earle "Greasy" Neale was the most successful. He was 14-1 from 1919-20. Later, Neale coached at West Virginia University and professionally. Joe McDaniel (1966-79) has the best winning percentage for a coach with more than 100 games. He was 65-60-2 (.520). The only other two Pioneer football coaches with at least 100 games are Frank Hayes (1927-41), who was 41-60-8 (.413) and Gene Epley (1991-2002), who was 45-73-2 (.383).

MC FOOTBALL COACHES' WINNING PERCENTAGES

Coach	Years	G	W	L	T	Pct.
Earle Neale	1919-20	15	14	1	0	.933
H.E. Van Surdam	1906-07	19	16	3	0	.842
Howard S. Stuckey	1908	8	6	2	0	.750
William C. Cole	1903	10	7	3	0	.700
Benjamin F. Reiter	1909-11/17-18	36	24	11	1	.681
Donald D. Drumm	1912-16/42	47	31	14	2	.681
Joseph Manley	1893-96	22	14	7	1	.659
Chester A. Orr	1905	8	4	2	2	.625
H.S. Graver	1904	8	4	3	1	.563
Judge C.M. Showalter	1897-00	33	17	15	1	.530
Joe McDaniel	1966-79	127	65	60	2	.520
Leonard Barnum	1946	7	3	4	0	.428
Unknown	1892/1901	12	4	6	2	.417
Frank Hayes	1927-41	109	41	60	8	.413
Todd Glaser	2003-04	20	8	12	0	.400
Kenneth A. Mead	1957-63	62	24	37	1	.395
Ralph MacGoffen	1902	9	3	5	1	.389
Gene Epley	1991-2002	120	45	73	2	.383
Percy W. Griffith	1921-26	49	14	28	7	.357
Paul Glod	1947-49	23	8	15	0	.347
Ralph Patton	1950-51	15	4	10	1	.300
Mike Hollway	1983-86	39	11	27	1	.295
Mike Schonewolf	1987-90	40	10	30	0	.250
John R. Smith	1952-56	38	7	29	2	.211
Robert Lafferty	1964-65	18	3	15	0	.167
Tom Mulligan	1980-82	27	1	25	1	.056
R.L. Cooke	1919	1	0	1	0	.000
All Coaches	1892-2004	922	388	498	36	.440

* A tie counts as half a win



ALL-AMERICAN DANTÉ BROWN

INDIVIDUAL RECORDS

SINGLE GAME INDIVIDUAL RECORDS

Touchdowns	Dallas Garber, Washington & Jefferson	.6	1959
	Danté Brown, Baldwin-Wallace	.6	1996
	Danté Brown, Heidelberg	.6	1996
Points	Dallas Garber, Washington & Jefferson	.40	1959
Rush Attempts	Danté Brown, Heidelberg	.51	1996
Rush Yards	Danté Brown, Baldwin-Wallace	* 441	1996
Rush Average	Jim Hissam, Bethany	.16.8	1958
Pass Attempts	Jason Vrable, Muskingum	.58	2005
Pass Completions	Justin Papania, Muskingum	.34	2002
Passing Yards	Justin Papania, Muskingum	.410	2002
Touchdown Passes	Dave Coulter, Washington & Jefferson	.4	1959
	Lee Kuberacki, Otterbein	.4	1997
	Lee Kuberacki, Heidelberg	.4	1997
	Shawn Taylor, Ohio Northern	.4	2000
Receptions	Nic North, Muskingum	.14	2005
Receiving Yards	Gary Winkler, Otterbein	.193	1972
Pass Reception Yards	Danté Brown, Mount Union	.92	1996
TD Receptions	Gary Winkler, Otterbein	.3	1972
	Bill Ross, Heidelberg	.3	1979
	Antonio Hutton, Otterbein	.3	1997
Interceptions	Jim Rearic, Oberlin	.4	1987
Int. Return Yards	Anthony Banks, Baldwin-Wallace	.96	2004
Punts	Greg Richmond, Heidelberg	.15	1973
Punt Yards	Greg Richmond, Heidelberg	.520	1973
Punt Returns	Bryan Bown, Otterbein	.7	1993
Punt Return Yards	Bryan Bown, Muskingum	.152	1993
Kickoff Returns	Derek Brucato, Mount Union	.8	1990
	Derek Brucato, Heidelberg	.8	1991
Kickoff Return Yards	Jim Rearic, Mount Union	.182	1988

SINGLE SEASON INDIVIDUAL RECORDS

Touchdowns	Danté Brown	.27	1996
Points	Danté Brown	.166	1996
Rush Attempts	Kenneth Sasu	.333	2000
Rush Yards	Danté Brown	+ 2385	1996
Rush Average	George Sauer	.8.4	1968
Pass Attempts	Frank Thompson	.310	1991
Pass Completions	Jason Vrable	.164	2005
Passing Yards	Jason Vrable	.1883	2005
Touchdown Passes	Shawn Taylor	.19	2000
Receptions	Mike Valiante	.54	2003
Receiving Yards	Antonio Hutton	.720	1997
TD Receptions	Antonio Hutton	.8	1997
Interceptions	Charles Black	.7	1977
Int. Return Yards	Anthony Banks	.105	2004
	Charles Black	.105	1975
Punts	Jason Curry	.66	2005
	Tom Campbell	.66	1992
	Bob Bloom	.66	1981
Punt Yards	Greg Richmond	.2434	1973
Punt Returns	Phil Schmucker	.45	1985
Punt Return Yards	Antonio Hutton	.407	1996
Kickoff Returns	Chris Sidick	.34	2001
Kickoff Return Yards	Chris Sidick	.684	2001
Field Goal Attempts	Ron Emerick	.14	1976
Field Goals Made	Ron Emerick	.9	1976
All-Purpose Yards	Danté Brown	.2973	1996
All-Purpose Plays	Jason Vrable	.387	2005

CAREER INDIVIDUAL RECORDS

Touchdowns	Danté Brown	.54	1994-97
	Kenneth Sasu	.43	1997-2000
	Dallas Garber	.34	1958-60
	Curt Weikart	.33	1992-95
	Jamesie Cua	.31	1986-89
Points	Danté Brown	.328	1994-97
	Kenneth Sasu	.258	1997-2000
	Dallas Garber	.225	1958-60
	Curt Weikart	.198	1992-95
	Jamesie Cua	.186	1986-89
Rush Attempts	Evan Lipp	.900	1984-87
	Kenneth Sasu	.875	1997-2000
	Curt Weikart	.819	1992-95
	Danté Brown	.712	1994-97
	Jamesie Cua	.671	1986-89
Rush Yards	Kenneth Sasu	\$ 4727	1997-2000
	Danté Brown	.4512	1994-97
	Evan Lipp	.3844	1984-87
	Curt Weikart	.3339	1992-95
	Jamesie Cua	.3274	1986-89
Rush Average	Danté Brown	.6.3	1994-97
	Heath Hinton	.5.4	1997-2000
	Kenneth Sasu	.5.4	1997-2000
	Dallas Garber	.5.4	1958-60
	Dan Pottmeyer	.5.3	1970-73
Pass Attempts	Aaron Conte	.775	1993-96
	Shawn Taylor	.716	1999-2001
	Justin Papania	.592	2001-03
	Jason Vrable	.527	2003-present
	Mark Miller	.517	1985-88
Pass Completions	Shawn Taylor	.385	1999-2001
	Aaron Conte	.356	1993-96
	Justin Papania	.338	2001-03
	Jason Vrable	.293	2003-present
	Lee Kuberacki	.267	1995-98
Pass Yards	Aaron Conte	.4820	1993-96
	Shawn Taylor	.3863	1999-2001
	Dave Coulter	.3815	1957-60
	Justin Papania	.3582	2001-03
	Jason Vrable	.3257	2003-present
Touchdown Passes	Shawn Taylor	.31	1999-2001
	Aaron Conte	.30	1993-96
	Dave Coulter	.30	1957-60
	Lee Kuberacki	.23	1995-98
	Justin Papania	.22	2001-03
Receptions	Antonio Hutton	.151	1994-97
	Mike Valiante	.148	2001-04
	Bob Wolfarth	.119	1961-64
	Brian Haines	.118	2000-03
	Mike Hess	.114	1999-02
Receiving Yards	Antonio Hutton	.2209	1994-97
	Bob Wolfarth	.1607	1961-64
	Mike Valiante	.1306	2001-04
	Larry Rosenthal	.1298	1956-59
	Brian Haines	.1252	2000-03

TD Receptions	Antonio Hutton	.19	1994-97
	Jim Crowley	.14	1973-75
	Jason Curry	.11	2003-present
	Bob Wolfarth	.10	1961-65
	Ted Jones	.10	1992-95
Interceptions	Charles Black	.19	1975-78
	Bryan Bown	.15	1990-93
	Jim Rearic	.13	1985-88
	Alan Varrasso	.11	1992-95
	Vernon Williams	.9	1965-68
Int. Return Yards	Charles Black	.217	1975-78
	Bryan Bown	.200	1990-93
	Anthony Banks	.191	2003-present
	Vernon Williams	.174	1965-68
	Barry Haught	.160	1973-74
Punts	Bob Jones	.196	1976-79
	Jason Curry	.165	2003-present
	Darrell Shuss	.159	1994-96
	Mike Hess	.139	1999-02
	Bob Bloom	.133	1980-82
Punt Yards	Bob Jones	.7296	1976-79
	Jason Curry	.6066	2003-present
	Darrell Shuss	.4936	1994-96
	Mike Hess	.4837	1999-02
	Bob Bloom	.4536	1980-82
Punt Returns	Charles Black	.86	1975-78
	Antonio Hutton	.85	1994-97
	Phil Schmucker	.72	1982-85
	George Sauer	.68	1968-70
	Vernon Williams	.49	1966-68
Punt Return Yards	Charles Black	.1016	1975-78
	Antonio Hutton	.991	1994-97
	Bryan Bown	.618	1990-93
	Vernon Williams	.541	1966-68
	George Sauer	.453	1968-70
Kickoff Returns	Chris Sidick	.106	2001-04
	Charles Black	.71	1975-78
	Phil Schmucker	.54	1982-85
	L.J. Harpine	.47	1988-91
	Kenneth Sasu	.46	1997-2000
Kickoff Return Yards	Chris Sidick	.2235	2001-04
	Charles Black	.1658	1975-78
	Kenneth Sasu	.1139	1997-2000
	Danté Brown	.1040	1994-97
	Phil Schmucker	.994	1982-85
Field Goal Attempts	John Weekley	.38	1986-89
	Chuck Bigley	.26	1968-71
	Bobby Lemasters	.25	2001-04
	Ron Emerick	.19	1975-76
	Darrell Shuss	.14	1994-96
Field Goals Made	John Weekley	.22	1986-89
	Bobby Lemasters	.16	2001-04
	Chuck Bigley	.15	1968-71
	Ron Emerick	.11	1975-76
	Darrell Shuss	.11	1994-96
	Bob Jones	.9	1977-79

1,000 Yard Club	Danté Brown	.2385	1996
	Kenneth Sasu	.1770	1999
	Kenneth Sasu	.1615	2000
	Danté Brown	.1528	1997
	Kenneth Sasu	.1305	1998
	Dallas Garber	.1298	1959
	Jamesie Cua	.1270	1988
	Mark Boy	.1223	1976
	Jamesie Cua	.1159	1989
	Evan Lipp	.1114	1987
	Dallas Garber	.1099	1960
	Steven Wagner	.1091	2004
	Jim Hissam	.1089	1958
	Curt Weikart	.1089	1995
	Curt Weikart	.1053	1994
	Nathan Sellers	.1025	2001
	Evan Lipp	.1013	1985

* NCAA Record
 + NCAA Division III Record
 \$ OAC Record

SINGLE SEASON TEAM RECORDS

Rushing Attempts	555	1986
Rushing Yards	3061	1996
Rushing TD	36	1996
Passing Attempts	376	2001
Passing Completions	199	2001
Passing Yards	2084	2002
Passing TD	19	2000
Total First Downs	226	1998
Rushing First Downs	135	1998
Passing First Downs	99	2002
Penalty First Downs	37	1984
Points	364	1995
Plays	780	2005
Total Yards	4459	1996
Extra Points	39	1996
Field Goals	22	1971, 87, 97
Interceptions	19	1994
Int. Return Yards	486	1959
Punt Returns	47	1985
Punt Return Yards	522	1995
Kickoff Returns	63	1991
Kickoff Return Yards	1149	2002
Punts	73	1984
Punting Average	38.0	1997, 2005
Penalties	80	1986
Penalty Yards	662	1997
Fumbles	36	1976
Fumbles Lost	19	1976, 84, 86
TDs	54	1996

ANNUAL LEADERS

RUSHING

Year	Player	Yards	Att.	Avg.
2005	Steven Wagner	677	180	3.8
2004	Steven Wagner	1091	208	5.2
2003	Steven Wagner	683	167	4.1
2002	Steven Wagner	561	113	5.0
2001	Nathan Sellers	1025	240	4.3
2000	Kenneth Sasu	1615	333	4.8
1999	Kenneth Sasu	1770	332	5.3
1998	Kenneth Sasu	1305	202	6.5
1997	Danté Brown	1528	280	5.5
1996	Danté Brown	2385	314	7.6
1995	Curt Weikart	1140	237	4.6
1994	Curt Weikart	1053	263	4.0
1993	Curt Weikart	824	216	3.8
1992	Curt Weikart	373	103	3.6
1991	Rhett Snyder	218	64	3.4
1990	Alvan Thompson	759	166	4.6
1989	Jamesie Cua	1159	225	5.2
1988	Jamesie Cua	1270	270	4.7
1987	Evan Lipp	1114	237	4.7
1986	Evan Lipp	951	214	4.4
1985	Evan Lipp	1013	241	4.2
1984	Evan Lipp	766	208	3.7
1983	Phil Schmucker	656	165	4.0
1982	Phil Schmucker	639	162	3.9
1981	Bill Schrensky	429	126	3.4
1980	Jim Quinn	403	95	4.2
1979	Bob Jones	224	59	3.8
1978	Mark Boy	576	178	3.2
1977	Mark Boy	653	158	4.1
1976	Mark Boy	1223	221	5.5
1975	Terry McCrone	431	92	4.7
1974	Mike Glasser	865	151	5.7
1973	Dan Pottmeyer	428	101	4.2
1972	Dan Pottmeyer	551	113	4.9
1971	Dan Pottmeyer	794	175	4.5
1970	Dave Rader	545	126	4.3
1969	Randy Reese	490	132	3.7
1968	Chris Cortez	719	177	4.1
1967	Randy Reese	219	74	3.0
1966	Bob Louys	272	85	3.2
1965	Bob Louys	356	99	3.6

PASSING

Year	Player	Yds.	Att.	C	I	TD
2005	Jason Vrable	1883	298	164	12	12
2004	Jason Vrable	1190	185	109	7	6
2003	Justin Papania	1620	274	157	9	10
2002	Justin Papania	1570	231	142	7	9
2001	Shawn Taylor	1232	223	130	7	7
2000	Shawn Taylor	1788	298	162	11	19
1999	Shawn Taylor	843	195	93	5	5
1998	Lee Kuberacki	1358	228	121	12	9
1997	Lee Kuberacki	1645	246	141	11	14
1996	Aaron Conte	1367	200	88	12	6
1995	Aaron Conte	1834	270	141	7	16
1994	Aaron Conte	1247	192	89	8	6
1993	Aaron Conte	372	113	38	14	2
1992	John Israel	578	107	47	8	1

1991	Frank Thompson	1552	310	138	18	6
1990	Mike Shirey	613	122	60	7	6
1989	Mike Shirey	589	134	47	7	1
1988	Mark Miller	827	176	74	22	5
1987	Mark Miller	1129	174	90	13	6
1986	Mark Miller	675	112	56	5	3
1985	Kevin Northrop	549	121	51	12	1
1984	Larry Fizer	305	55	18	6	2
1983	Larry Fizer	608	126	58	13	1
1982	Dan Kane	697	192	86	10	0
1981	Dan Kane	377	109	52	8	0
1980	Mike Bright	603	135	60	11	1
1979	Jon Shuler	1373	237	113	23	8
1978	Tom Havranek	412	74	28	7	1
1977	Tom Havranek	948	135	63	12	2
1976	Greg Inselmann	590	112	46	5	3
1975	Dan Settles	543	109	50	9	5
1974	Dan Settles	681	118	69	4	6
1973	Steve Morris	716	116	48	7	5
1972	Steve Morris	494	83	40	7	3
1971	Steve Morris	872	125	64	9	10
1970	Bob Hauser	792	138	69	8	5
1969	Bob Hauser	868	130	71	10	3
1968	Phil Sipka	694	120	61	7	4
1967	Bob Hauser	635	94	49	4	5
1966	Phil Sipka	716	133	64	6	2
1965	Al Kerze	466	130	46	14	1

RECEIVING

Year	Player	Rec.	Yds.	Avg.	TD
2005	Nic North	50	505	10.1	2
2004	Mike Valiante	27	183	6.8	1
2003	Mike Valiante	54	420	7.8	2
2002	Brian Haines	48	448	9.3	4
2001	Nathan Sellers	37	356	9.6	3
2000	Heath Hinton	33	259	7.8	5
1999	Nate Long	41	472	11.5	0
1998	Jeremy Wheeler	33	320	9.7	1
1997	Antonio Hutton	53	720	13.6	8
1996	Antonio Hutton	34	504	14.8	3
1995	Antonio Hutton	45	571	12.7	6
1994	Curt Weikart	27	313	11.6	1
1993	Curt Weikart	21	138	6.6	0
1992	Rhett Snyder	40	543	13.6	1
1991	Rhett Snyder	29	224	7.7	0
1990	L.J. Harpine	20	198	9.9	2
1989	Paul Berginc	11	69	6.3	0
1988	Jamesie Cua	21	179	8.5	3
1987	Jamesie Cua	24	332	13.8	2
1986	Jamesie Cua	17	193	11.4	1
1985	Bob Oziomek	18	250	13.9	0
1984	D.J. Phillips	11	187	17.0	2
1983	Phil Schmucker	23	215	9.3	0
1982	Phil Schmucker	36	367	10.2	1
1981	Jim Quinn	18	134	7.4	0
1980	Bill Ross	14	261	18.6	0
1979	Tim Sell	50	688	13.8	4
1978	Sam Reynolds	24	407	17.0	2
1977	Tim Sell	23	352	15.3	0
1976	Tony Linville	15	190	12.6	1

1975	Jim Crowley	40	501	12.5	5
1974	Jim Crowley	35	386	11.0	5
1973	Jim Crowley	26	308	11.8	3
1972	Gary Winkler	37	523	14.1	4
1971	Randy Blake	25	428	17.1	3
1970	Randy Blake	22	249	11.3	1
1969	Steve Forbes	28	433	15.5	0
1968	Steve Forbes	28	361	12.9	1
1967	Gary Chadwell	32	343	10.4	2
1966	Bob Louys	17	201	11.8	1
1965	Bob Louys	19	145	7.6	-

KICKOFF RETURNS

Year	Player	No.	Yds.	Avg.
2005	Jason Curry	18	451	25.1
2004	Chris Sidick	24	534	22.2
2003	Chris Sidick	27	597	22.1
2002	Chris Sidick	21	420	20.0
2001	Chris Sidick	34	684	20.1
2000	Kenneth Sasu	21	525	25.0
1999	Kenneth Sasu	15	374	24.9
1998	Kenneth Sasu	10	240	24.0
1997	Antonio Hutton	12	269	22.4
1996	Danté Brown	13	368	28.3
1995	Danté Brown	13	351	27.0
1994	Tony Bradley	9	183	20.3
1993	Curt Weikart	13	268	20.6
1992	Curt Weikart	13	290	22.3
1991	Derek Brucato	29	502	17.3
1990	L.J. Harpine	14	276	19.7
1989	L.J. Harpine	15	230	15.3
1988	Jim Rearic	19	466	24.5
1987	Jamesie Cua	27	516	19.1
1986	Jamesie Cua	14	281	20.1
1985	Phil Schmucker	23	405	17.6
1984	D.J. Phillips	15	246	16.4
1983	Phil Schmucker	14	241	17.8
1982	Phil Schmucker	17	348	20.5
1981	Tony LaMark	18	327	18.2
1980	Keith Gearhart	20	299	15.0
1979	Chuck Howard	14	222	15.8
1978	Charlie Black	14	263	18.8
1977	Charlie Black	14	465	33.2
1976	Charlie Black	20	440	22.0
1975	Charlie Black	23	491	21.3
1974	Dave Davies	17	249	14.7
1973	Dan Settles	9	224	24.9
1972	Steve Morris	8	186	24.3
1971	Greg Crowley	20	542	27.1
1970	Steve Morris	16	332	20.8
1969	George Sauer	10	165	16.5
1968	Vern Williams	12	316	23.6
1967	Vern Williams	13	259	19.9
1966	Vern Williams	8	177	22.1
1965	Vern Williams	15	269	17.9

PUNT RETURNS

Year	Player	No.	Yds.	Avg.
2005	Anthony Banks	14	106	7.6
2004	Chris Sidick	20	193	9.6
2003	Chris Sidick	9	101	11.2
2002	Brett Munn	11	103	9.4
2001	Brian Haines	12	80	6.7
2000	Scott Affolter	6	31	5.2
1999	Scott Affolter	10	55	5.5
1998	Aron Bergman	12	128	10.7
1997	Antonio Hutton	22	178	8.1
1996	Antonio Hutton	28	407	14.5
1995	Antonio Hutton	35	406	11.6
1994	Tony Bradley	25	298	11.9
1993	Bryan Bown	23	385	16.7
1992	Bryan Bown	23	233	10.1
1991	Derek Brucato	11	106	9.6
1990	L.J. Harpine	7	72	10.3
1989	L.J. Harpine	7	24	3.4
1988	Jim Rearic	16	118	7.4
1987	Jamesie Cua	17	32	1.9
1986	Jamesie Cua	19	137	7.2
1985	Phil Schmucker	45	340	7.6
1984	Phil Schmucker	13	104	8.0
1983	John Hood	9	26	2.9
1982	Joe Fragasse	7	10	1.4
1981	Keith Gearhart	7	18	2.6
1980	Keith Gearhart	12	80	6.7
1979	Chuck Howard	14	93	6.6
1978	Charlie Black	32	337	10.5
1977	Charlie Black	21	215	10.2
1976	Charlie Black	19	264	13.7
1975	Charlie Black	14	200	14.3
1974	Dave Davies	15	140	9.3
1973	Jim Crowley	17	140	8.2
1972	Rick Nelson	7	18	2.6
1971	Greg Crowley	17	143	8.4
1970	George Sauer	21	126	6.0
1969	George Sauer	27	285	10.6
1968	George Sauer	20	252	12.6
1967	Vern Williams	29	365	12.6
1966	Vern Williams	17	134	7.9
1965	Craig Burley	7	75	10.7

INTERCEPTIONS

Year	Player	No.	Yds.	Avg.
2005	Anthony Banks	4	86	21.5
2004	Brett Munn	4	0	0.0
2003	J.J. Wheeler	3	0	0.0
2002	Eric Workman	2	0	0.0
2001	Justin Dixon	3	0	0.0
2000	Jimmy Holland	5	66	13.2
1999	Matt Burbacher	1	53	53.0
	Ed Thurik	1	30	30
	Adam Saunders	1	18	18.0
	Phil Davis	1	17	17.0
	Scott Affolter	1	0	0.0
	Rivas Livingston	1	0	0.0
1998	Scott Affolter	3	40	13.3
1997	Aron Bergman	2	10	5.0
	Jay Jones	2	0	0.0
1996	Marcus Neal	5	32	6.4
1995	Brian Martindale	3	51	17.0

	Chris Brehm	3	19	6.3
1994	Alan Varrasso	5	91	18.2
1993	Bryan Bown	4	95	23.8
1992	Rick Cusick	4	69	17.3
1991	Bryan Bown	6	89	14.8
1990	Bryan Bown	3	5	1.7
1989	Benny Walker	3	20	6.3
1988	Jim Rearic	4	102	25.5
1987	Jim Rearic	6	29	4.8
1986	Pat McNutt	4	36	9.0
1985	Brett Hively	2	72	36.0
	Jeff Hunter	2	24	12.0
	Phil Schmucker	2	16	8.0
	Rich Borghese	2	12	6.0
	Mike Petras	2	12	6.0
1984	Phil Schmucker	4	47	11.8
1983	Bill Terry	2	0	0.0
1982	Pete Bovenzi	1	17	17.0
	Keith Gearhart	1	0	0.0
	Trippi Ireland	1	0	0.0
	Tim Plachecki	1	0	0.0
1981	Tony LaMark	2	10	5.0
1980	Mike MacLeod	4	34	8.5
1979	Randy Wycinski	3	0	0.0
1978	Charlie Black	4	65	16.3
	Chris McDaniel	4	49	12.3
1977	Charlie Black	7	19	2.7
1976	Charlie Black	4	28	7.0
1975	Charlie Black	4	105	26.3
1974	Barry Haught	5	94	18.8
1973	Steve Myers	4	47	11.8
1972	Danny Siders	3	34	11.3
	Andre Parhamovich	3	20	6.7
1971	Doug Griebel	2	24	12.0
1970	Doug Jones	3	60	20.0
1969	Tim Bailey	3	33	11.0
	Doug Jones	3	32	10.7
	Bruce Widder	3	0	0.0
1968	Vern Williams	2	56	28.0
	George Sauer	2	40	20.0
	Bob Smith	2	31	15.5
	Tim Bailey	2	7	3.5
	Dick Voris	2	5	2.5
1967	Vern Williams	5	75	15.0
1966	Craig Burley	4	46	11.5
1965	Craig Burley	2	104	52.0
	Bob Smith	2	44	22.0

ALL-PURPOSE YARDS

Year	Player	Yds.	Rush	Rec.	Ret.
2005	Jason Curry	989	31	507	451
2004	Chris Sidick	1222	197	256	769
2003	Anthony Banks	1154	339	320	495
2002	Steven Wagner	858	561	42	255
2001	Nathan Sellers	1381	1025	356	0
2000	Kenneth Sasu	2269	1615	129	525
1999	Kenneth Sasu	2226	1770	82	374
1998	Kenneth Sasu	1548	1305	3	240
1997	Danté Brown	1998	1528	191	279
1996	Danté Brown	2973	2385	174	414
1995	Curt Weikart	1484	1140	344	0
1994	Curt Weikart	1366	1053	313	0
1993	Curt Weikart	1230	824	138	268
1992	Curt Weikart	744	373	81	290

1991	Derek Brucato	990	140	242	608
1990	Alvan Thompson	883	759	116	8
1989	Jamesie Cua	1308	1159	132	17
1988	Jamesie Cua	1469	1270	179	20
1987	Jamesie Cua	1316	436	332	548
1986	Evan Lipp	1050	951	99	0
1985	Evan Lipp	1107	1013	94	0
1984	Evan Lipp	953	766	187	0
1983	Phil Schmucker	1112	656	215	241
1982	Phil Schmucker	1354	639	367	348
1981	Bill Schrensky	429	429	0	0
1980	Jim Quinn	447	403	44	0
1979	Tim Sell	688	0	688	0
1978	Charlie Black	716	51	0	665
1977	Charlie Black	699	0	0	699
1976	Mark Boy	1223	1223	0	0
1975	Charlie Black	817	0	21	796
1974	Mike Glasser	990	865	84	41
1973	Dan Pottmeyer	426	428	-2	0
1972	Dan Pottmeyer	551	551	0	0
1971	Dan Pottmeyer	804	794	10	0
1970	Steve Morris	651	152	0	499
1969	George Sauer	824	59	315	450
1968	Chris Cortez	719	719	0	0
1967	Vern Williams	767	60	8	699
1966	Bob Louys	496	272	201	23
1965	Bob Louys	544	356	145	43

TOTAL OFFENSE

Year	Player	Yards	Plays	Rush	Pass
2005	Jason Vrable	2019	387	136	1883
2004	Jason Vrable	1270	241	80	1190
2003	Justin Papania	1652	315	32	1620
2002	Justin Papania	1529	303	-41	1570
2001	Shawn Taylor	1390	281	158	1232
2000	Shawn Taylor	1749	329	-39	1788
1999	Kenneth Sasu	1770	332	1770	0
1998	Lee Kuberaeki	1458	290	100	1358
1997	Lee Kuberaeki	1903	334	258	1645
1996	Danté Brown	2385	314	2385	0
1995	Aaron Conte	2425	385	591	1834
1994	Aaron Conte	1867	298	620	1247
1993	Curt Weikart	824	218	824	0
1992	John Israel	716	219	138	578
1991	Frank Thompson	1714	405	162	1552
1990	Alvan Thompson	759	166	759	0
1989	Jamesie Cua	1159	225	1159	0
1988	Jamesie Cua	1270	270	1270	0
1987	Mark Miller	1118	209	-11	1129
1986	Evan Lipp	951	214	951	0
1985	Evan Lipp	1013	241	1013	0
1984	Evan Lipp	766	208	766	0
1983	Phil Schmucker	656	165	656	0
1982	Phil Schmucker	639	162	639	0
1981	Bill Schrensky	429	126	429	0
1980	Mike Bright	535	168	-68	603
1979	Jon Shuler	1352	284	-21	1373
1978	Mark Boy	609	181	576	33
1977	Tom Havranek	1045	252	97	948
1976	Mark Boy	1223	222	1223	0
1975	Dan Settles	696	183	153	543
1974	Dan Settles	1003	222	322	681
1973	Steve Morris	858	186	142	716
1972	Steve Morris	758	176	264	494

1971	Steve Morris	1314	234	442	872
1970	Bob Hauser	765	169	-27	792
1969	Bob Hauser	794	174	-74	868
1968	Phil Sipka	865	204	171	694
1967	Bob Hauser	567	123	-68	635
1966	Phil Sipka	652	182	-64	716
1965	Al Kerze	515	172	49	466

SCORING

Year	Player	Pts.	TD	PAT	FG
2005	Jason Curry	36	6	0	0
2004	Steven Wagner	42	7	0	0
2003	Larry Diday	32	0	17	5
2002	Steven Wagner	42	7	0	0
2001	Nathan Sellers	42	7	0	0
2000	Kenneth Sasu	84	14	0	0
1999	Kenneth Sasu	96	16	0	0
1998	Kenneth Sasu	78	13	0	0
1997	Danté Brown	102	17	0	0
1996	Danté Brown	166	27	2	0
1995	Curt Weikart	108	18	0	0
1994	Curt Weikart	42	7	0	0
1993	Curt Weikart	24	4	0	0
1992	John Israel	36	6	0	0
1991	Frank Thompson	26	4	1	0
1990	Alvan Thompson	30	5	0	0
1989	Jamesie Cua	66	11	0	0
1988	Jamesie Cua	72	12	0	0
1987	Evan Lipp	68	11	1	0
1986	Evan Lipp	42	7	0	0
1985	Evan Lipp	54	9	0	0
1984	Evan Lipp	14	2	1	0
1983	Larry Fizer	6	1	0	0
	Rick Grinstead	6	1	0	0
	John Hood	6	1	0	0
	Wally Kandel	6	0	(3)	1
	Pat McNutt	6	1	0	0
	Ron Skidmore	6	1	0	0
1982	Phil Schmucker	36	6	0	0
1981	Brian Miller	6	1	0	0
	Bill Schrensky	6	1	0	0
1980	Jim Quinn	12	2	0	0
1979	Bob Jones	32	1	(17)	3
1978	Steve James	30	5	0	0
1977	Mark Boy	26	4	1	0
1976	Steve James	50	8	1	0
1975	Jim Crowley	30	5	0	0
1974	Mike Glasser	72	-	-	-
1973	Don Gluth	27	-	-	-
1972	Steve Morris	40	-	-	-
1971	Chuck Bigley	39	0	(15)	8
1970	Dave Rader	36	-	-	-
1969	Randy Reese	66	11	0	0
1968	Chris Cortez	48	8	0	0
1967	Bob Hauser	18	3	0	0
	Dave Rader	18	3	0	0
1966	Bob Louys	24	4	0	0
1965	Paul Pendleton	12	2	0	0

PUNTING

Year	Player	No.	Yards	Avg.
2005	Jason Curry	66	2505	38.0
2004	Jason Curry	57	2065	36.2
2003	Jason Curry	42	1496	35.6
2002	Mike Hess	63	2217	35.2

2001	Scott Affolter	36	1281	35.6
2000	Nate Long	29	1008	34.8
1999	Michael Hess	32	1089	34.0
1998	Nate Long	36	1361	37.8
1997	Jim Tomlinson	47	1822	38.8
1996	Darrell Shuss	41	1353	33.0
1995	Darrell Shuss	50	1548	31.0
1994	Darrell Shuss	60	2035	33.9
1993	Mike Pegram	58	1881	32.4
1992	Tom Campbell	66	2201	33.3
1991	John Springer	53	1816	34.3
1990	John Springer	44	1576	35.8
1989	Mark Murphy	37	1165	31.5
1988	Mark Murphy	20	695	34.8
1987	Bob Gladding	51	1756	34.4
1986	Bob Gladding	58	2039	35.2
1985	Kevin Northrop	42	1436	34.2
1984	Pat McNutt	48	1457	30.4
1983	Mike Beitko	61	1777	29.1
1982	Bryan Ravitz	58	2083	35.9
1981	Bob Bloom	66	2271	34.4
1980	Bob Bloom	61	2100	34.4
1979	Bob Jones	55	2209	40.2
1978	Bob Jones	53	1909	36.0
1977	Bob Jones	49	1839	37.5
1976	Bob Jones	39	1339	34.3
1975	Dave Davies	43	1513	35.2
1974	Dave Davies	29	984	33.9
1973	Greg Richmond	65	2226	34.2
1972	Bob Myers	25	828	33.1
1971	Kyle Harrington	30	1069	35.6
1970	Kyle Harrington	29	1130	39.0
1969	Gary Pikarsky	47	1675	35.7
1968	Gary Pikarsky	45	1770	39.3
1967	Dorman Neely	26	904	34.8
1966	Bob Louys	49	2126	36.0
1965	Bob Louys	48	1835	38.2

FIELD GOALS

Year	Player	FGM	FGA	Pct.
2005	Nick Manson	6	9	66.7
2004	Bobby Lemasters	7	11	63.6
2003	Larry Diday	5	11	45.5
2002	Bobby Lemasters	3	6	50.0
2001	Bobby Lemasters	6	8	75.0
2000	Erik Blackburn	4	5	80.0
1999	Derek Sams	2	5	40.0
1998	Shaun Conley	1	3	33.3
1997	Jim Tomlinson	8	13	61.5
1996	Darrell Shuss	6	9	66.7
1995	Darrell Shuss	5	6	83.3
1994	Paul Walker	4	5	80.0
1993	Mike Pegram	3	8	37.5
1992	Josh Serger	1	1	100.0
1991	Ben Redshaw	0	2	0.0
1990	Josh Barstow	3	3	100.0
1989	John Weekley	5	10	50.0
1988	John Weekley	4	9	44.4
1987	John Weekley	8	9	88.9
1986	John Weekley	5	10	50.0
1985	Wally Kandel	4	-	-
1984	Wally Kandel	3	-	-
1983	Wally Kandel	1	-	-
1982	Mike Weber	2	-	-

1981	Bryan Yeaton	1	-	-
1980	Brett Ashton	2	-	-
1979	Bob Jones	3	7	42.9
1978	Bob Jones	4	-	-
1977	Bob Jones	2	-	-
1976	Ron Emerick	9	12	75.0
1975	Ron Emerick	2	5	40.0
1974	John Fielding	1	1	100.0
	Craig Shaffer	1	1	100.0
1973	Don Gluth	3	6	50.0
1972	Rod Stoltz	2	2	100.0
1971	Chuck Bigley	8	10	80.0
1970	Chuck Bigley	3	7	42.9
1969	Chuck Bigley	3	5	60.0
1968	Chuck Bigley	1	2	50.0
1967	Gary Lonsinger	1	7	14.3
1966	Gary Lonsinger	3	-	-

TACKLES

Year	Player	UT	AT	Total
2005	Brian Hahn	62	36	98
2004	Thadd Sharrett	45	46	91
2003	Brett Munn	66	22	88
2002	Jason Shaw	36	70	106
2001	Scott Affolter	46	47	69.5
2000	Phil Davis	43	58	72
1999	Phil Davis	61	49	110
1998	Jay Jones	76	45	121
1997	Jay Jones	61	27	88
1996	Paul Tedesco	76	58	134
1995	Alan Varrasso	61	36	97
1994	Mike Guy	53	56	109
1993	Bryan Bown	79	47	126
1992	Heath Rader	53	64	117
1991	Bryan Bown	61	62	123
1990	Chris Polen	83	38	121
1989	Chris Polen	77	41	118
1988	-	-	-	-
1987	Scott Faieta	58	45	103

SACKS

Year	Player	No.	Avg.
2005	Brian Hahn	4.0	0.4
2004	Tony Hoffman	5.0	0.5
2003	Tony Huffman	7.0	0.7
2002	Dan Furbee	5.0	0.5
2001	Scott Affolter	5.0	0.5
2000	Stan Gorski	7.5	0.7
1999	Charles Wund	9.5	0.9
1998	Todd Wiley	5.0	0.5
1997	Zak Schumacher	6.0	0.6
1996	Brian Martindale	6.0	0.6
	Tim Netane	6.0	0.6
	Greg Eder	6.0	0.6
1995	Jason Olivea	11.0	1.1
1994	Chris Dalrymple	3.5	0.3
1993	Jason Olivea	11.0	1.1
1992	Jason Olivea	6.0	0.6
1991	Corey Perkins	4.0	0.4
1990	Jon Curtis	7.0	0.7
1989	Scott Yokum	6.0	0.6
1988	-	-	-
1987	Duane Gentilucci	3.0	0.3
	Phil Templeton	3.0	0.3

FORMER CAPTAINS

Year	Captain	Pos.	Year	Captain	Pos.	Year	Captain	Pos.
1892	Timothy Sellow		1951	Game captains		1982	Ron Huffman	LB
1893	T. J. White	T	1952	Richard McNally			Brett Ashton	C
1894	Dana Lawrence	E	1953	Paul Reid			Pat Collins	OL
1895	Fred Moore	G		Joe Levine			Matt Wurtzbacher	DL
1896	Thomas Jones	E	1954	James Ballantine	C/LB	1983	Matt Wurtzbacher	DL
1897	John S. Stone	E	1955	Victor Sansalone		1984	Steve Smith	T
1898	Robert Noll	G		Nunzio Chelli		1985	Phil Schmucker	LB
1899	E. W. Scott	T	1956	Rudy Sharkey		1986	Pat McNutt	DB
1900	Marvine Stone	HB		John Gray			Jim Wilson	OG
1901	William C. Cole	T	1957	Dick Mechtel	FB	1987	Brett Hively	LB
1902	H. E. Brokaw	E	1958	Game captains		1988	Jim Rearic	DB
1903	W. E. Scott	E	1959	Game captains		1989	Tom Dolence	OG
1904	C. A. Higley	FB	1960	Game captains			Kent Fezell	DB
1905	Spence Stone	T	1961	Game captains		1990	Ren Chirakos	DB
1906	Frank Mautz	T	1962	Terry Heaton	QB		Mike Shirey	QB
1907	Jake Ripner	FB		Tom Murphy	C	1991	Dave Bosler	OT
1908	Benjamin Reiter	FB	1963	Terry Heaton	QB		L.J. Harpine	RB
1909	Roscoe Dayton	T		Howard Parker			Kane Henderson	DB
1910	Don Drumm	T	1964	John Sipple	QB	1992	Bryan Bown	LB
1911	Don Drumm	T		Bob Wolfarth	E		Rob Maxwell	LB
1912	Wikser and White		1965	Jeff Robinson	T		Heath Rader	LB
1913	W. M. White	FB		Dick Craig	T/E	1993	Bryan Bown	DB
1914	C. Earle Humphrey	T	1966	Bill Wallace	QB		John Israel	QB
1915	Frank Sutton	E	1967	Dave Glatz	G		Heath Rader	LB
1916	Elmer Aumond	T	1968	Bob R. Smith	HB/CB	1994	Alan Varrasso	DB
1917	Egbert Freshour	E	1969	Wynn Kenyon	MG		Curt Weikart	TB
1918	Howard Cutright	E	1970	Chris Cortez	HB	1995	Alan Varrasso	DB
1919	Eugene Williams	FB		Bob Hauser	QB		Curt Weikart	TB
1920	Howard Eaton	T		Al Miller	T	1996	Aaron Conte	QB
1921	John Robinson	HB	1971	Dale Winters	C		Paul Tedesco	DB
1922	Ralph Herdman	G		Doug Jones	LB		Brian Martindale	LB
1923	Ralph Herdman	G	1972	Randy Blake	TE/DE		Chad Coning	OL
1924	David N. Shawn	FB		Andre Parhamovich	DB	1997	T.C. Couhig	C
1925	Dudley Harris	T	1973	Doug Griebel	DB		Chad Ross	DL
1926	Donald Ford	G		John Foster	OT	1998	Game captains	
1927	Kenneth Mallery	T		Dan Pottmeyer	FB	1999	Heath Hinton	RB
1928	Arpad Nevada	QB	1974	Paul Neff	LB		Jon Markwood	OL
	Vaughn Hinkle	G		Chris Warner	OG	2000	Mike Black	OL
1929	Josef Richards	C	1975	Jim Crowley	SE		Brandon Crook	DL
1930	Dean Northrup	HB		Dan Settles	QB		Stan Gorski	DE
1931	Harold Ward	QB		Tom Yarnell	DT		Jay McCloy	TE
1932	Frank Lollini	E	1976	Roger Hartzell	OT		Kenneth Sasu	RB
1933	Dean Dyer	FB		Don Farley	LB		Ed Thurik	S
1934	Alton Ball	E		Eric Blahnik	DT	2001	Scott Affolter	SS
1935	Ned Hickle	QB	1977	Dave Kenyon	LB		Tyson Disbennett	LB
1936	Kenneth Zeigler	E		Bob Vohnout	OG		Josh Veigel	OL
1937	William O'Donnell	T		Terry McCrone	WR	2002	Brad Forshey	OL
1938	Robert Tate	HB	1978	Charlie Black	DB		Gerald Jones	CB
1939	Charles Howell			Chris McDaniel	DB	2003	Jeff Edens	OL
1940	Richard C. Varner	FB		Mark Boy	RB		Jason Shaw	LB
1941	Waldo Seigfried	G		Steve James	DB	2004	Brett Munn	DB
1942	Everett Marcum	T	1979	Greg Black	OL		Mike Valiante	WR
1943	Did Not Play			Tom Havranek	QB	2005	Anthony Banks	DB
1944	Did Not Play			Tony Linville	LB		Joe Brennan	C
1945	Did Not Play		1980	Ted Ley	DL		Jason Price	OL
1946	Joe Vasheski	HB		Ed Blair	DL			
1947	James Taylor	G	1980	Gary Lovett	LB			
1948	Jack Schreiber	T	1981	Scott Bush	OL			
1949	John Adair			Matt Wurtzbacher	DL			
1950	Game captains			Paul Kithcart	OL			

POSTSEASON HONORS

ALL-OAC SELECTIONS

1960	Dallas Garber	First Team	John Foster	Second Team	Jim Wilson	Second Team		
			Dan Pottmeyer	Second Team	Jamesie Cua	Honorable Mention		
			John Quallen	Second Team	Brett Hively	Honorable Mention		
1961	Terry Heaton	Honorable Mention	Steve Morris	Honorable Mention				
			Steve Myers	Honorable Mention	1987	Scott Frank	First Team	
1962	Terry Heaton	Honorable Mention				Evan Lipp	First Team	
	Bob Wolfarth	Honorable Mention	1975	Jim Crowley	First Team	Phil Templeton	First Team	
			Don Farley	First Team	Scott Faieta	Second Team	Second Team	
1963	Bob Wolfarth	First Team	Mark McEvoy	First Team	Jim Rearic	Honorable Mention	Honorable Mention	
	Terry Heaton	Honorable Mention	Dan Settles	Honorable Mention	Jamesie Cua	Honorable Mention	Honorable Mention	
	Howard Parker	Honorable Mention	Ned Shifflet	Honorable Mention	Mike Kupec			
	John Sipple	Honorable Mention						
	Bill Wallace	Honorable Mention	1976	Mark Boy	First Team	1988	Jamesie Cua	First Team
1964	Bob Wolfarth	Second Team	Charlie Black	First Team	Jim Rearic	First Team	First Team	
	Denny Johnson	Honorable Mention	Roger Hartzell	First Team	Tom Dolence	Honorable Mention	Honorable Mention	
	Pete Wilson	Honorable Mention	Jim Crowley	Second Team	Kent Feazell			
			Mark McEnvoy	Second Team				
1965	Craig Burley	Second Team	Don Farley	Honorable Mention	1989	Jamesie Cua	First Team	
	Dick Craig	Honorable Mention	Dan Settles	Honorable Mention	Dan Fitzgerald	Second Team	Second Team	
	Dave Glatz	Honorable Mention	Ned Shifflet	Honorable Mention	Vince Gibbs	Second Team	Second Team	
	Bob Louys	Honorable Mention			Kent Feazell	Second Team	Second Team	
1966	Bill Corley	Honorable Mention	1977	Chris McDaniel	First Team	Chris Polen	Second Team	
			Bob Vohnout	First Team	First Team	Duane Gentilucci	Honorable Mention	
			Charlie Black	First Team	Tom Dolence	Honorable Mention	Honorable Mention	
			Mark Boy	First Team				
			Don Farley	Honorable Mention	1990	Dave Bosler	Second Team	
1967	Larry Neely	Second Team			L.J. Harpine	Second Team	Second Team	
	Bob Smith	Second Team	1978	Steve James	Chris Polen	Second Team	Second Team	
	Vern Williams	Honorable Mention	Chris McDaniel	First Team	Bryan Bown	Honorable Mention	Honorable Mention	
			Sam Reynolds	First Team	Mike Shirey	Honorable Mention	Honorable Mention	
1968	Larry Neely	First Team	Dan Williamson	First Team				
	Bob J. Smith	First Team	Charlie Black	Honorable Mention	1991	Bryan Bown	Honorable Mention	
	Chris Cortez	Honorable Mention	Grant DeGarmo	Honorable Mention	Jason Ferrebee	Honorable Mention	Honorable Mention	
	Steve Forbes	Honorable Mention						
1969	Steve Forbes	Second Team	1979	Greg Black	First Team	1992	Bryan Bown	First Team
	Doug Jones	Second Team	Bob Jones	First Team	First Team	Rhett Snyder	Honorable Mention	
	Bob Smith	Second Team	Tony Linville	First Team	Ethan Jeros	Honorable Mention	Honorable Mention	
	Wynn Kenyon	Honorable Mention	Tim Sell	First Team				
	Dave Rader	Honorable Mention	Paul Kithcart	Honorable Mention	1993	Bryan Bown	First Team	
			Gary Lovett	Honorable Mention	Chad Colucci	Second Team	Second Team	
1970	Doug Jones	First Team	1980	Gary Lovett	First Team	Ethan Jeros	Second Team	
	Chris Cortez	Second Team	John Kenyon	Honorable Mention	Honorable Mention	Vince Pecora	Second Team	
	Al Miller	Second Team	Jim Quinn	Honorable Mention	Honorable Mention	Heath Rader	Second Team	
	George Sauer	Second Team				Alan Varrasso	Honorable Mention	
	Steve Keesler	Honorable Mention	1981	Matt Wurtzbacher	Honorable Mention	Curt Weikart	Honorable Mention	
	Dale Winters	Honorable Mention						
1971	Randy Blake	Second Team	1982	Matt Wurtzbacher	First Team	1994	Chad Coning	First Team
	Doug Jones	Second Team	Brett Ashton	First Team	First Team	Curt Weikart	First Team	
	Steve Morris	Honorable Mention				Mike Guy	Second Team	
	Fred Schneider	Honorable Mention	1983	Phil Schmucker	First Team	Alan Varrasso	Second Team	
			Jim Wilson	Honorable Mention	Aaron Conte	Honorable Mention	Honorable Mention	
			Matt Wurtzbacher	Honorable Mention	Chris Serbes	Honorable Mention	Honorable Mention	
1972	Randy Blake	First Team						
	Andre Parhamovich	Second Team	1984	Phil Schmucker	Second Team	1995	Chad Coning	First Team
	Fred Schneider	Second Team	Evan Lipp	Honorable Mention	Honorable Mention	T.C. Couhig	First Team	
Steve Morris	Honorable Mention		Steve Smith	Honorable Mention	Honorable Mention	Mike Guy	First Team	
	Gary Winkler	Honorable Mention				Jason Olivea	First Team	
			1985	Phil Schmucker	First Team	Darrell Shuss	First Team	
			Scott Faieta	Second Team	Second Team	Alan Varrasso	First Team	
1973	Randy Blake	First Team	Evan Lipp	Second Team	Second Team	Curt Weikart	First Team	
	Andre Parhamovich	Second Team	Jim Wilson	Second Team	Second Team	Aaron Conte	Second Team	
	Fred Schneider	Second Team	Randy Churilla	Honorable Mention	Honorable Mention	Chris Dalrymple	Second Team	
	Steve Morris	Honorable Mention	Darren Durbin	Honorable Mention	Honorable Mention	Antonio Hutton	Second Team	
	Gary Winkler	Honorable Mention				Brian Martindale	Second Team	
			1986	Scott Frank	First Team	Bill Cupp	Honorable Mention	
			Scott Frank	First Team	First Team	Chris Serbes	Honorable Mention	
1974	Chris Warner	First Team	Evan Lipp	First Team	First Team			
	Dan Settles	First Team	Scott Faieta	Second Team	Second Team	1996	Chris Brehm	First Team
	Mike Glasser	First Team	Phil Templeton	Second Team	Second Team	Danté Brown	First Team	
	Barry Haught	First Team						

Chad Coning First Team
 T.C. Couhig First Team
 Antonio Hutton First Team
 Brian Martindale First Team
 Darrell Shuss First Team
 Kareem Brown Second Team
 Brad Burchfield Second Team
 Paul Tedesco Second Team
 Chad Ross Honorable Mention
 Chad Weber Honorable Mention

1997 Danté Brown First Team
 T.C. Couhig First Team
 Antonio Hutton First Team
 Aron Bergman Second Team
 Tony Martin Second Team
 Zak Schumacher Second Team
 Greg Eder Honorable Mention
 Jay Jones Honorable Mention

1998 Tony Martin First Team
 Jon Markwood Second Team
 Kenneth Sasu Second Team
 Chris Crain Honorable Mention
 Heath Hinton Honorable Mention

1999 Chris Crain First Team
 Kenneth Sasu First Team
 Nick Roll Second Team
 Mike Black Honorable Mention
 Jay McCloy Honorable Mention

2000 Kenneth Sasu First Team
 Jay McCloy Second Team
 Phil Davis Second Team
 Scott Affolter Honorable Mention
 Josh Veigel Honorable Mention

2001 Jeff Edens Second Team
 Nathan Sellers Second Team
 Brad Forshey Honorable Mention
 Dan Furbee Honorable Mention

2002 Jeff Edens Second Team
 Brett Munn Second Team
 Justin Culbertson Honorable Mention
 Dan Furbee Honorable Mention

2003 Jeff Edens Second Team
 Brett Munn Honorable Mention
 Chris Sidick Honorable Mention

2004 Joe Brennan Honorable Mention
 Brett Munn Second Team
 Lance Parrish Honorable Mention
 Clay Ream Honorable Mention
 Steven Wagner First Team

ALL-NORTH REGION

1996 Danté Brown First Team
 Chad Coning First Team
 Antonio Hutton Second Team
 Darrell Shuss Second Team
 T.C. Couhig Third Team

1997 Danté Brown First Team
 T.C. Couhig Third Team

1998 Kenneth Sasu Second Team
 Tony Martin Third Team

1999 Kenneth Sasu Second Team
 Chris Crain Third Team

2004 Chris Sidick First Team

ALL-AMERICANS

1987 Evan Lipp Third Team
 1989 Jamesie Cua Third Team
 1992 Bryan Bown Third Team
 1995 Jason Olivea Third Team
 1996 Danté Brown First Team
 Chad Coning Second Team
 Danté Brown Second Team
 1997 Danté Brown Second Team
 1999 Kenneth Sasu Second Team

ALL-STAR GAME

PARTICIPANTS

1996 Chad Coning National Classic
 1997 Danté Brown Aztec Bowl
 1998 Greg Eder National Classic
 Jay Jones National Classic
 Lee Kuberacki National Classic

OAC'S MIKE GREGORY

AWARD

1995 Curt Weikart Tailback

OAC'S PAUL

HOERNEMANN AWARD

1985 Phil Schmucker Linebacker
 1995 Jason Olivea Defensive Tackle

OAC'S LEE J. TRESSEL

AWARD

1993 Bryan Bown Safety

OAC'S DEFENSIVE PLAYER

OF THE YEAR

(Given from 1971-83)

1977 Steve James Linebacker
 1978 Charlie Black Cornerback

COLLEGE FOOTBALL

CHRONICLE UNSUNG HERO

1996 Chad Weber Honorable Mention
 1997 Dan Jovanovic Honorable Mention

ACADEMIC ALL-AMERICANS

1983 Matt Wurtzbacher First Team
 1993 Corey Boby Second Team
 2001 Josh Veigel Second Team

ACADEMIC ALL-OAC

1985 Darren Durbin First Team
 Phil Schmucker First Team
 1987 Mark Miller First Team
 1988 Tom Dolence First Team
 Mark Miller First Team
 1989 Andrew Agbay First Team
 Tom Dolence First Team
 Kane Henderson First Team
 Kane Henderson First Team



2004 GRADUATE CHRIS SIDICK

1991 Chris Polen First Team
 Kane Henderson First Team
 Corey Perkins First Team
 1993 Corey Boby First Team
 1994 Joshua Caton First Team
 Jason Constantino First Team
 Aaron Conte First Team
 1995 Jason Constantino First Team
 Aaron Conte First Team
 Chad Weber First Team
 1996 Chris Brehm First Team
 Jason Constantino First Team
 Aaron Conte First Team
 T.C. Couhig First Team
 Chad Weber First Team
 1997 T.C. Couhig First Team
 1998 Adam Saunders First Team
 Jay Jones Honorable Mention
 1999 Jon Markwood First Team
 Adam Saunders First Team
 Zach Kerns Honorable Mention
 2000 Tyson Disbennett Honorable Mention
 Heath Hinton Honorable Mention
 Josh Veigel Honorable Mention
 2001 Tyson Disbennett First Team
 Joe Tomei First Team
 Josh Veigel First Team
 2002 Justin Culbertson First Team
 Eric Reed First Team
 2004 Anthony Huffman First Team
 2005 Lonnie Meyers Honorable Mention
 Jason Price First Team
 Jason Vrable Honorable Mention

NCAA POST GRADUATE

SCHOLARSHIP

1997 T.C. Couhig Division III

FORMER PLAYERS

A

Abraitis, Michael	1999-2001
Abrams, Jordan	2005
Abron, Terry	1998
Ackerman, Todd	1986-88
Adam, Dick	1954-55
Adam, Nathan	1997
Adams, Bryan	2003-05
Adams, Kris	1995
Adams, Marty	1976
Adams, James	1958
Adams, John	1982-85
Adamson, John	1972
Addis, Oscar	1972
Affolter, Scott	1998-2001
Agbay, Andrew	1985-89
Akey, Rick	1978
Albrecht, Eric	1967
Alexander, David	2000, 2002
Alford, D.	1980
Allen, David	2005
Allen, Rick	1972
Aller, Jim	1989-90
Apicella, Larry	1971
Armistad, Chris	1985-87
Ambros, S.	1969
Andersen, Dave	1966-67
Anderson, Bob	1963-66
Anderson, E.	1951
Anderson, Robert	1958
Anderson, Scott	1988
Androsac, Andrew	1982
Androsik, James	1985
Anderson, Scott	1988
Ansell, Jesse	2002-03
Arellano, Cody	2004
Armrose, Scott	1994-97
Ashing, Kriss	1984-86
Ashton, Brian	2004-05
Ashton, Brett	1977-82
Atkinson, R.	1951
Aucoin, Ben	1996
Avey, Larry	1960
Ayers, Mark	1981

B

Baatz, J.	1957
Baer, Jack	1979-80
Bailey, E.	1980
Bailey, Tim	1966-69
Baillie, Bruce	1988
Balough, Ben	2005
Baker, Allan	1952
Baker, B.	1980
Baker, Donald	1953
Baker, James	1950
Baker, Steve	1980
Baker, Steven	2000
Baldwin, Bruce	1978-79
Baldwin, Steve	1988
Ballantine, Buck	1951-54
Ballard, Brett	1971
Bangor, Dan	1976
Banker, R.	1963
Banker, William	1958
Banks, Anthony	2003-05
Banks, Garrett	2005
Barbee, Jayson	1996
Barbour, Aaron	1997
Barhite, Donald	1963-63
Barrick, R.	1963
Barstow, Josh	1990
Bartholow, Scott	1987

Barton, Brad	1971
Bates, Kevin	2000-03
Batrosiewicz, Mike	1987
Baukema, David	1986-89
Baum, Bob	1966
Baumgardner, Manning	1961-62
Baumrin, Bernard	1954
Baxter, Dan	1965
Baxter, T.J.	2001
Baylor, Jeff	1991
Bazzone, Victor	1957-60
Beach, Elvin	1971
Beadling, Jordan	2005
Bean, J.	1962
Beardsley, Ryan	2000-03
Beatty, Ryan	2004-05
Beck, Art	2005
Beckett, Jeff	1982
Beckley, Rick	1974-76
Beecher, R.	1962
Behrendt, Dan	1978
Beitko, Mike	1983
Bello, Frank	1988-90
Bennett, Kris	1988
Bennett, Marvin	1960-63
Bensie, Jon	2004-05
Benson, B.	1982
Bergbauer, Andy	1982
Berger, Eric	1988-90
Berginc, Paul	1987-90
Bergine, Dale	1987
Bergman, Aron	1997-98
Bergoine, John	1977
Berquist, Michael	2005
Berry, Keith	1980-83
Berry, Kevin	1978-80
Berta, Gary	1972
Bettura, Mike	1996-99
Bianciano, Jim	1974-76
Biddle, John	1950
Bietko, Mike	1983
Bigley, Chuck	1968-71
Billard, J.	1962
Bishop, Mac	2004
Bishop, Sean	2000
Bissler, E.	1957
Bitsko, Louis	2004-05
Black, Andy	1998
Black, Charlie	1975-78
Black, Greg	1976, 78-79
Black, Jim	1955-56
Black, Mike	1997-2000
Blackburn, Erik	2000
Blagg, Mike	1994-95, 97
Blahnik, Eric	1974-76
Blair, Dana	2005
Blair, Ed.	1977-79
Blake, Randy	1969-72
Bland, Bob	1954
Blemings, Bill	1955
Bloom, Bob	1980-82
Blume, Bob	1977
Bobich, Peter	1998
Boby, Corey	1992
Boby, John	1975
Bodnar, Terry	1973, 75-76
Boggs, Richard	1958-60
Bohanes, John	1947-50
Bokat, John	2003-05
Boley, John	1976
Bolyard, Jamie	1985
Bona, John	1971-72
Bond, Rick	1972, 76

Bonnette, Darrell	1958-60
Boor, Matt	2001
Bordo, Frank	1955
Borghese, Richard	1984-87
Borhite, Don	1964
Bosler, Dave	1988-91
Bovenzi, Pete	1977-82
Bowen, Brian	1997-99
Bown, Brian	1990-93
Boy, Chris	2001-02
Boy, Mark	1975-78
Boyd, Andy	1991-93
Boyer, Keith	1996-97
Boyett, Ron	1998
Boylan, Charles	1953
Bradbury, Chuck	1978-79
Bradford, A.	1957-58
Bradford, T.	1963
Bradley, Tony	1994
Brado, John	1986
Behrendt, Dan	1958
Braid, Ethan	1993-95
Breed, Jonathan	1971
Brehm, Chris	1994-96
Breidinger, Jeff	1979
Brenen, Ralph	1985-86
Brennan, Joe	2002-05
Brewer, Chris	2004
Brier, J.	1960
Bright, Mike	1979-80
Brightly, B.	1960
Brimberg, Christopher	1982
Brinkman, Chris	1999
Britland, Jim	1974
Britton, Curtis	1988-89
Britz, Don	1976
Brooker, Jim	1977-81
Brooks, B.	1969
Brooks, Andre	1996
Brown, Antares	1994
Brown, Bob	1967
Brown, Danté	1994-97
Brown, Dave	1971
Brown, G.	1960
Brown, Jerry	1958-60
Brown Kareem	1993-96
Brown, Paul	1999
Brownrigg, Nate	2001-04
Brucato, Derek	1988-91
Bruce, R.	1957
Brunsmann, Tony	1979
Brunton, Josh	2000
Bryan, P.	1962
Bryant, Jason	2000
Bubak, Chad	1997
Buccilla, Michael	1982
Budgett, Brad	1975
Budney, Tim	2004-05
Budz, Dave	1991-92
Buehler, Fred	1963-66
Buist, John	1951
Buonanno, John	1996-98, 2000
Burchfield, Brad	1993-96
Burdett, Mike	1975
Burgbacher, Andy	1998-99
Burgbacher, Matt	1999
Burk, Brad	1975
Burkholder, Brian	1991
Burley, Craig	1964-66
Burns, John	1985-87
Burrows, Bob	1966
Burton, Paul	1984-87
Burton, Robert	1992

Burzanko, Zach	2003
Bush, Cory	2004
Bush, Scott	1979-81
Busse, Bill	1990
Butvin, Don	1978-80
Byers, Chris	1991-92
Byers, P.J.	2003
Bzdafka, Rick	1976-77

C

Caifa, Frank	1984
Cain, Bruce	1982-84
Callahan-Dinish, Sean	2003-05
Callahan, Mike	1975
Campbell, James	1959-61
Campbell, Richard	2000-03
Campbell, Ron	1972
Campbell, Tommy	1992
Candelore, W.	1960
Candito, Joe	1972
Canfield, Todd	1988
Caplin, Dan	1966-67
Caplinger, Craig	1960-61
Cappock, Alan	1975
Caramanica, Tom	1983
Carpenter, Bill	1968-69
Carpenter, N.	1960
Carruthers, Rick	1976
Casale, Pete	1988-91
Casebolt, Jim	1997-2000
Casselberry, Rich	1984
Castelli, Joe	1954-57
Castelli, Joe	1977
Castle, Doug	1962-64
Casto, Dave	1974-75
Casto, Paul	1950
Caton, Josh	1993-94
Chadwell, Gary	1966-68
Chance, Peter	1986-88
Chappel, Harold	1957
Chase, Bob	1975-76
Chelli, Nunzio	1952-55
Chirakos, Ren	1989-90
Chirozzi, Tom	1972
Chlapaty, Keith	1994-96
Clapp, Dave	1967
Churilla, Randy	1985-86
Ciardella, Todd	1996-97
Cikach, Frank	1969-72
Cirino, Paul	2004-05
Ciulla, Chris	1991
Clark, Don	1954
Clasby, Brad	1972
Clay, George	1983
Clay, Roger	1996
Clevenger, Bruce	1971-72
Click, Jeff	1988
Coats, Nick	1960-62
Cobb, Edward	1951
Cochran, Jemandari	1997-98
Cohagen, Ronny	1953
Cohen, Matt	2001-02
Cohen, Paul	1955
Colborn, Dean	1971
Coleman, Keith	1975-76
Coleman, Kyle	2004
Coleman, Richard	1984
Colley, T.	1968
Collins, Dave	1964
Collins, Pat	1979-82
Colucci, Chad	1990-93
Coluzzi, Mike	1973-75
Conaway, Craig	1996-99
Coning, Chad	1993-96

Conley, Shaun 1997-2000
 Constantino, Jason 1993-96
 Conte, Aaron 1993-96
 Cook, Rob 1991
 Cook, Rod 1992-94
 Cook, Tom 1987-88
 Cook, Warren 1971-72
 Cooley, Shawn 1985-89
 Cooper, Mike 1992
 Coppock, Al 1974
 Corkrey, Jim 1987
 Corley, Bill 1965-68
 Cormack, Dough 2000
 Corradino, Tom 2004-05
 Corsi, Anthony 1997
 Cortez, Chris 1967-70
 Coss, John 1951
 Couhig, T.C. 1994-97
 Coulter, Dave 1957-60
 Cowell, Grant 2005
 Cowgill, Chuck 1964
 Cox, Kevin 2005
 Crago, Sam 1956-57
 Craig, Dick 1964-65
 Crain, Chris 1996-99
 Cramer, Travis 1997-99
 Cranmer, T. 1980
 Cranston, Floyd 1969-72
 Craver, Tom 1968-70
 Crawford, Scott 1995
 Crawford, Tim 1978-79
 Crecco, Ron 1956-57, 59
 Cribbet, Jim 1991
 Cristopher, B. 1951
 Crock, Brandon 1997-2000
 Crock, Ryan 2000
 Cron, Rick 1972
 Crone, Bob 1986-89
 Crone, Joe 1991
 Crookston, Jim 2000
 Cropper, Neil 1996
 Crowley, Greg 1969-71
 Crowley, Jim 1974-75
 Cua, Jamesie 1986-89
 Cugliari, Frank 1971-72
 Culbertson, Justin 2001-02
 Cummings, Tom 1955
 Cunningham, Derrick 2001
 Cunningham, Jeff 1998
 Cupp, Bill 1993-95
 Curry, Jason 2003-05
 Curtis, Steve 1965
 Curtis, Jon 1988-90
 Cusik, Rick 1992-93

D

Dabro, Dave 1970-71
 Dailey, Cal 1956
 Dalrymple, Chris 1994-95
 Dalton, Ron 1965
 Daniel, Tom 2004-05
 Daniels, Bill 1979
 Daubber, Jesse 2005
 Daugherty, Mike 2005
 Davies, Brandon 1995
 Davies, Dave 1975-76
 Davis, Bill 1983
 Davis, Eric 2000
 Davis, Jeff 1991
 Davis, Loyd 1967
 Davis, Phillip 1998-2000
 Dean, Mark 2003
 DeBlander, Dale 1953-56
 Debo, Bill 1976-79
 Debolt, David 1957
 Decker, Don 1977
 Dees, Travis 1993
 DeGarmo, Grant 1975-78

Delany, Tom 1985
 DellaValle, John 1977-81
 Deppen, Joe 2005
 Demick, Jay 1980-82
 Deming, Todd 1996
 Dempsey, Guy 1992
 DeSantis, Will 2003
 DeShan, T. 1982
 DeStefano, Dan 1992
 Detrick, Elmer 1976-78
 Detter, Steve 1979
 Deutsch, David 1998
 DeVitt, Bill 1974-80
 DeVries, Brad 1978-79
 DeYoung, J. 1982
 DeZardo, Dan 2004-05
 Diamond, H. 1968
 Diday, Larry 2003
 Diederich, Art 1956
 Dierkes, Lee 1979-81
 Dion, Maurice 1957-58
 Dishennett, Tyson 1998-2001
 Dixon, Justin 2001
 Dixon, Mike 1966-67
 Dixon, Michael 2000
 Dobson, Edwin 1953
 Doebereiner, Dan 2003
 Dolence, John 1992-94
 Dolence, Tom 1986-89
 Dombrowski, Stanley 1994
 Donohoe, Robert 1950-52
 Doron, Ryan 2005
 Dougherty, Clint 1997
 Downie, Bruce 1975-76
 Downing, Bill 1974
 Draudt, Millard 1988-90
 Drennan, Dave 1951-52
 Drinnon, Ken 1972
 Driscoll, T. 1962
 Duchemin, Alain 2002-03
 Duckovic, Pete 1991-92
 Dudley, Arthur 1950
 Dudley, Phil 1950
 Duff, John 1987-88
 Duke, Jeff 1979
 Dulaney, Rich 1985
 Dulaney, Tom 1984
 Dunham, Dan 1974-76
 Dunlap, Kellen 2004
 Durbin, Darren 1982-85
 Durst, Ron 1976-79
 Dutcher, Andy 1981
 Dutro, Vernell 1952-53
 Dye, Bob 1953

E

Early, Robert 1951
 Echarid, M. 1969
 Edens, Jeff 2000-03
 Eder, Greg 1995-98
 Eddy, Colin 1998
 Eddy, Dick 1954-56
 Eddy, Joe 1977-78
 Eddy, Samuel 1985
 Edgar, Jeremy 1995-96
 Edwards, Dave 1961-62
 Edwards, Rex 1974-80
 Egger, Sepp 1991
 Eichorn, Dave 1995-97
 Elder, Barry 1957
 Elisara, Tino 1998
 Ellies, Shawn 2005
 Elliott, Mike 1981
 Ellis, Greg 1985-89
 Emerick, Ron 1974-75
 Emisch, M 1982
 Englert, Matt 2004
 Enz, Geoff 2004

Epstein, P. 1962
 Erkill, Mark 2004
 Erwin, Jack 1987
 Esler, Dick 1966
 Estell, Drew 2003
 Evans, Bob 1958-59
 Evans, Nathan 1996-97
 Evers, Jack 1976
 Evilsizer, Bob 1953

F

Faieta, Scott 1984-87
 Fails, Bill 1966-68
 Fanta, Ray 1974-75
 Farley, Don 1974-76
 Farley, Fred 1976
 Farndon, Tom 1975
 Farnham, Ted 1988
 Farris, Dave 1976
 Fazzino, Mark 1982
 Fezell, Kent 1986-89
 Feiber, Brad 1981
 Feldman, Robert 1953
 Felver, Eric 1994-96
 Fennyoch, Tony 1993-94
 Fenton, Tim 1975
 Fentress, Johnathan 1990
 Ferrebee, Jason 1991
 Ferren, Timothy 1986-89
 Ferster, B. 1963
 Fig, George 1957-60
 Fila, Frank 1967
 Filardi, Mark 1978-79
 Filegar, Marc 1975
 Finn, Eric 2002-04
 Fiore, Thomas 1960
 Firl, Adam 1997
 Fisher, Bob 1982
 Fisher, Bruce 1976
 Fitzgerald, Dan 1987-90
 Fitzgerald, David 1957
 Fitzgerald, Gary 1957
 Fitzpatrick, Jack 1979-80
 Fizer, Larry 1983-86
 Flowe, Mick 1987
 Flowers, John 1951-54
 Floyd, Mike 1996
 Flecksteiner, Dave 1988
 Foderaro, Frank 1981
 Foley, Craig 1972-73
 Follet, F 1963
 Fontana, Vic 1975-76
 Fontanazza, Anthony 1997-98
 Foraker, Bill 1976
 Forbes, Steve 1967-69
 Forshey, Brad 1999-2002
 Fortney, Joe 1978-79
 Forti, Steve 1978
 Foster, John 1970-73
 Fournier, Todd 1988
 Fouras, James 1984-87
 Fouras, Jim 1984
 Fracker, Chad 1998
 Fragasse, Joe 1980-82
 Francis, Bill 1997
 Frank, Scott 1984-87
 Frankel, Pete 1965
 Franklin, Tanre 2004
 Fratus, Phil 1959-62
 Frazier, William 1958-60
 Freed, Dave 1975
 Freazell, Kent 1986-89
 Freeman, Gene 1984
 Fritsche, Bill 1966
 Fritz, Bob 1966-67
 Frizzell, Gary 1966
 Frum, Bob 1967
 Fry, C. 1960

Fryman, John 1985-88
 Fuller, Matt 2002-05
 Fulton, Jeff 1984
 Funke, Harold 1959-62
 Furbee, Dan 2000-03

G

Gadding, Bob 1986
 Gafken, Chuck 1954-55
 Gagliardo, Mark 1983-85
 Gaiser, Steve 1981
 Galati, Dan 2001-2004
 Gale, David 1971
 Gaone, Chris 1999-2002
 Garber, Dallas 1958-60
 Garber, Dayton 1957-58, 61
 Garbig, M 1960
 Gardner, Bill 1966
 Gardner, Jeff 1984
 Garken, James 1953-55
 Gartin, Garth 1997
 Gaskey, Rich 1999-2000
 Gatz, Randy 2004-05
 Gault, Gene 1955
 Gault, Randy 1979
 Gay, Justin 1999
 Gearhart, Keith 1980-83
 Gehrisch, Pat 1988
 Geiger, Howard 1958
 Gelb, Dan 1980
 Gentiluoci, Duane 1985-89
 George, Jim 1961
 Gerber, Jay 1997-99
 Gerber, Rich 2000
 Getz, Kenneth 1958
 Gibbs, Vince 1987-90
 Gibson, Gary 1970
 Gifford, David 1982
 Gigliotti, Grant 1998-99
 Gilberti, Peter 2003
 Gilger, Howard 1957
 Gill, Ken 1956
 Gillooly, John 1954-56
 Girton, Kyle 2002
 Gladding, Bob 1985-87
 Glassman, Jim 1996
 Glasser, Mike 1972-74
 Glaty, Don 1964
 Glatz, Dave 1964-67
 Glenn, B 1968
 Gliva, Craig 2003
 Gluth, Don 1971-73
 Golec, Jason 1997-98
 Golladay, Travis 1993
 Gombosch, Steve 1983-86
 Gondor, J 1968-69
 Good, Andrew 2005
 Good, Mike 1971-74
 Gorski, Stanley 1996-2000
 Gottfried, Andrew 1999
 Grabarkiewicz, John 1982-83
 Grabowski, Marty 1992
 Grabowski, Mike 1992-93
 Grabowski, Scott 1971
 Graham, Larry 1961-62
 Graham, Larry 2004
 Graham, Mike 1984
 Gralnick, Bob 1988
 Gray, Art 1980
 Gray, Jody 1977-78
 Gray, John 1952, 54-56
 Grayson, Eric 1996
 Green, Emmanuel 2004
 Greenwood, Jeremy 1995
 Gregan, Pat 1981
 Greulich, Jeff 1998
 Griffin, Bill 1950-51
 Griffin, Maurice 1991-92

YEAR-BY-YEAR

Year	G	W	L	T	Coach	Year	G	W	L	T	Coach
1892	3	1	1	1	No coach	1948	8	4	4	0	Paul "Mickey" Glod
1893	1	0	1	0	Joseph Manley	1949	8	2	6	0	Paul "Mickey" Glod
1894	8	5	3	0	Joseph Manley	1950	8	2	6	0	Ralph C. Patton
1895	6	4	1	1	Joseph Manley	1951	7	2	4	1	Ralph C. Patton
1896	7	5	2	0	Joseph Manley	1952	8	2	5	1	John R. Smith
1897	8	3	4	1	Judge C. M. Showalter	1953	7	1	6	0	John R. Smith
1898	7	3	4	0	Judge C. M. Showalter	1954	8	4	3	1	John R. Smith
1899	8	5	3	0	Judge C. M. Showalter	1955	8	0	8	0	John R. Smith
1900	10	6	4	0	Judge C. M. Showalter	1956	7	0	7	0	John R. Smith
1901	9	3	5	1	No coach	1957	8	2	6	0	Kenneth A. Mead
1902	9	3	5	1	Ralph MacGoffen	1958	9	5	4	0	Kenneth A. Mead
1903	10	7	3	0	William C. Cole	1959	9	5	4	0	Kenneth A. Mead
1904	8	4	3	1	H. S. Graver	1960	9	6	3	0	Kenneth A. Mead
1905	8	4	2	2	Chester A. Orr	1961	9	0	8	1	Kenneth A. Mead
1906	10	9	1	0	H. E. Van Surdam	1962	9	1	8	0	Kenneth A. Mead
1907	9	7	2	0	H. E. Van Surdam	1963	9	5	4	0	Kenneth A. Mead
1908	8	6	2	0	Howard S. Stuckey	1964	9	2	7	0	Robert Lafferty
1909	7	4	3	0	Benjamin F. "Jake" Reiter	1965	9	1	8	0	Robert Lafferty
1910	7	6	1	0	Benjamin F. "Jake" Reiter	1966	9	4	4	1	Joe McDaniel
1911	9	5	4	0	Benjamin F. "Jake" Reiter	1967	9	4	4	1	Joe McDaniel
1912	8	4	4	0	Donald D. Drumm	1968	9	7	2	0	Joe McDaniel
1913	8	5	2	1	Donald D. Drumm	1969	9	8	1	0	Joe McDaniel
1914	9	7	2	0	Donald D. Drumm	1970	9	4	5	0	Joe McDaniel
1915	10	6	3	1	Donald D. Drumm	1971	9	4	5	0	Joe McDaniel
1916	10	7	3	0	Donald D. Drumm	1972	9	4	5	0	Joe McDaniel
1917	9	6	2	1	Benjamin F. "Jake" Reiter	1973	10	6	4	0	Joe McDaniel
1918	4	3	1	0	Benjamin F. "Jake" Reiter	1974	9	6	3	0	Joe McDaniel
1919	1	0	1	0	R. L. Cooke (one game)	1975	9	4	5	0	Joe McDaniel
	7	7	0	0	Earle "Greasy" Neale	1976	9	4	5	0	Joe McDaniel
1920	8	7	1	0	Earle "Greasy" Neale	1977	9	3	6	0	Joe McDaniel
1921	10	3	4	3	Percy W. Griffith	1978	9	5	4	0	Joe McDaniel
1922	8	2	5	1	Percy W. Griffith	1979	9	2	7	0	Joe McDaniel
1923	9	7	2	0	Percy W. Griffith	1980	9	1	7	1	Tom Mulligan
1924	8	1	6	1	Percy W. Griffith	1981	9	0	9	0	Tom Mulligan
1925	6	0	4	2	Percy W. Griffith	1982	9	0	9	0	Tom Mulligan
1926	8	1	7	0	Percy W. Griffith	1983	9	0	9	0	Mike Hollway
1927	6	2	3	1	Frank "Duke" Hayes	1984	10	1	8	1	Mike Hollway
1928	7	4	2	1	Frank "Duke" Hayes	1985	10	4	6	0	Mike Hollway
1929	8	3	5	0	Frank "Duke" Hayes	1986	10	6	4	0	Mike Hollway
1930	8	3	5	0	Frank "Duke" Hayes	1987	10	3	7	0	Mike Schonewolf
1931	8	1	7	0	Frank "Duke" Hayes	1988	10	2	8	0	Mike Schonewolf
1932	7	3	2	2	Frank "Duke" Hayes	1989	10	3	7	0	Mike Schonewolf
1933	7	3	3	1	Frank "Duke" Hayes	1990	10	2	8	0	Mike Schonewolf
1934	7	2	3	2	Frank "Duke" Hayes	1991	10	0	10	0	Gene Epley
1935	8	4	4	0	Frank "Duke" Hayes	1992	10	3	6	1	Gene Epley
1936	7	5	2	0	Frank "Duke" Hayes	1993	10	2	8	0	Gene Epley
1937	8	4	4	0	Frank "Duke" Hayes	1994	10	5	5	0	Gene Epley
1938	7	1	6	0	Frank "Duke" Hayes	1995	10	8	1	1	Gene Epley
1939	7	4	3	0	Frank "Duke" Hayes	1996	10	7	3	0	Gene Epley
1940	7	1	5	1	Frank "Duke" Hayes	1997	10	4	6	0	Gene Epley
1941	7	1	6	0	Frank "Duke" Hayes	1998	10	6	4	0	Gene Epley
1942	2	2	0	0	Donald D. Drumm	1999	10	2	8	0	Gene Epley
1943					Did not play	2000	10	3	7	0	Gene Epley
1944					Did not play	2001	10	2	8	0	Gene Epley
1945					Did not play	2002	10	3	7	0	Gene Epley
1946	7	3	4	0	Leonard Barnum	2003	10	2	8	0	Todd Glaser
1947	7	2	5	0	Paul "Mickey" Glod	2004	10	6	4	0	Todd Glaser
						2005	10	5	5	0	Todd Glaser
						Total	932	393	503	36	

VS. ALL OPPONENTS

TEAM	G	W	L	T	FIRST	LAST
Akron	5	2	3	0	1910	1914
Alderson-Broaddus	2	1	1	0	1923	1924
Allegheny	3	3	0	0	1933	1973
Alma	2	0	2	0	1990	1991
Anderson	3	3	0	0	1950	1973
Antioch	1	1	0	0	1913	1913
Ashland	6	2	3	1	1930	1966
Baldwin-Wallace	28	4	24	0	1974	2005
Bethany	30	18	11	1	1894	1959
Bluffton	4	3	1	0	1986	2002
Boston College	2	0	2	0	1920	1921
Bowling Green	1	1	0	0	1935	1935
California State	4	1	3	0	1963	1967
Camp Sherman	1	1	0	0	1917	1917
Capital	75	28	45	2	1927	2005
Carnegie Tech	4	3	1	0	1908	1949
Case	1	1	0	0	1915	1915
Central (KY)	1	1	0	0	1896	1896
Central (IA)	2	2	0	0	1996	1997
Centre	2	0	2	0	1948	1949
Cincinnati	11	6	3	2	1895	1931
Davis-Elkins	5	4	1	0	1915	1950
Dayton	2	2	0	0	1916	1923
Denison	22	11	11	0	1894	1983
Detroit	1	0	1	0	1921	1921
Dubuque	2	2	0	0	2003	2004
Duquesne	5	4	0	1	1914	1923
Emory & Henry	3	1	2	0	1967	2005
Fairmont State	3	1	2	0	1939	1964
Geneva	2	0	2	0	1902	1961
Georgetown (KY)	6	2	4	0	1915	1977
Grove City	9	1	6	2	1920	1959
Heidelberg	43	18	25	0	1917	2005
Hillsdale	2	0	2	0	1965	1966
Hiram	32	26	5	1	1914	1999
John Carroll	18	0	17	1	1929	2005
Kalamazoo	4	3	1	0	1922	1989
Kent State	3	1	2	0	1933	1950
Kentucky State	1	1	0	0	1906	1906
Kentucky	3	1	1	1	1903	1908
Kenyon	33	17	11	5	1899	1993
Marshall	14	8	3	3	1909	1931
Martins Ferry AC	1	1	0	0	1894	1894
Mercyhurst	2	0	2	0	1984	1985
Miami (OH)	7	5	2	0	1897	1937
Michigan	2	0	2	0	1915	1916
Michigan State	1	1	0	0	1920	1920
Morris Harvey	2	1	1	0	1917	1937
Mount Union	44	8	35	1	1933	2005
Muskingum	83	37	45	2	1897	2005
Oberlin	11	4	6	1	1898	1987



JUNIOR NOSE TACKLE CLAY REAM

TEAM	G	W	L	T	FIRST	LAST
Ohio Northern	32	8	23	1	1910	2005
Ohio State Medical	6	1	4	1	1897	1906
Ohio State	8	2	6	0	1892	1902
Ohio University	35	21	10	4	1894	1929
Ohio Wesleyan	17	5	11	1	1896	1983
Otterbein	78	40	38	0	1892	2005
Parkersburg AC	2	2	0	0	1900	1901
Penn State	3	0	3	0	1924	1926
Pittsburgh	4	1	3	0	1903	1909
Rio Grande	12	10	2	0	1929	1949
Rutgers	4	0	4	0	1935	1940
Salem	7	3	3	1	1922	1960
Scio	1	1	0	0	1906	1906
Staats AC	2	1	1	0	1911	1911
Susquehanna	2	1	1	0	1964	1965
Thiel	5	4	1	0	1921	1995
Toledo	1	0	1	0	1932	1932
Transylvania	1	1	0	0	1918	1918
Wabash	6	1	4	1	1916	1981
Washington & Jefferson	15	1	14	0	1894	1959
Waynesburg	5	2	3	0	1961	2000
Wayne State	2	2	0	0	1963	1964
West Liberty State	4	0	4	0	1947	1962
Westminster	5	2	3	0	1920	1972
Western Reserve	2	0	2	0	1900	1907
WV Tech	1	0	1	0	1946	1946
West Virginia	23	6	16	1	1894	1922
WV Wesleyan	32	20	11	1	1896	1988
Wilmington	15	7	8	0	1915	2005
Wittenberg	39	5	33	1	1892	1988
Wooster	7	4	3	0	1962	1984
Wright Field	1	1	0	0	1918	1918

2006 Opponents in Bold Print

ALL-TIME SCORES

1892	0	Ohio State	.80	1900	0	Ohio State Med.	.12	1906	0	OSU Medical	.4	1913	7	Bethany	.0	
	0	Wittenberg	.0		21	Muskingum	.0		21	W.V. Wesleyan	.0		32	Antioch	.0	
	6	Otterbein (forfeit)	.0		22	Muskingum	.0		54	W.V. Wesleyan	.0		7	Marshall	.12	
		Record: 1-1-1			0	Oberlin	.12		4	W.V. University	.2		14	W.V. University	.14	
1893	8	Ohio State	.40		19	W.V. University	.6		22	Ky State College	.0		14	Ohio Northern	.13	
		Record: 0-1-0			11	Parkersburg AC	.0		6	Miami (OH)	.0		0	Akron	.23	
1894	0	Wash. & Jeff.	.32		0	Western Reserve	.16		76	Scio	.0		10	Otterbein	.0	
	4	Martins Ferry AC	.0		0	Kenyon	.6		51	Cincinnati	.0		13	Ohio University	.7	
	0	Wittenberg	.18		49	Denison	.0		9	Muskingum	.5			Record: 5-2-1		
	4	Ohio State	.8		25	Cincinnati	.0		12	Ohio University	.2		1914	9	Bethany	.0
	8	Denison	.0	1901	29	Muskingum	.5			Record: 9-1-0			12	Akron	.7	
	16	W.V. University	.6		5	Wash. & Jeff.	.17		1907	0	U. of Pittsburgh	.6		13	Otterbein	.0
	20	Bethany	.6		0	Ohio State	.24		4	W.V. University	.2		26	Duquesne	.7	
	8	Ohio University	.0		8	Muskingum	.0		40	W.V. Wesleyan	.0		23	Ohio University	.19	
		Record: 5-3-0			5	Ohio University	.11		0	Western Reserve	.45		0	Denison	.40	
1895	30	Bethany	.0		11	Parkersburg AC	.0		11	Bethany	.0		19	Marshall	.7	
	24	Ohio University	.0		5	Ohio State Med.	.6		39	Wittenberg	.11		0	W.V. University	.6	
	0	W.V. University	.6		11	Ohio University	.11		16	Miami	.12		82	Hiram	.0	
	64	Ohio University	.0		0	W.V. University	.5		48	Muskingum	.0			Record: 7-2-0		
	24	Ohio State	.0			Record: 3-5-1			63	Ohio University	.0		1915	14	Case	.7
	6	Cincinnati	.6	1902	0	Wash. & Jeff.	.22			Record: 7-2-0			27	Otterbein	.0	
		Record: 4-1-1			0	Geneva	.17		1908	5	Muskingum	.4		6	U. of Michigan	.28
1896	22	Ohio University	.0		0	Ohio State	.34		18	U. of Kentucky	.0		20	Marshall	.0	
	12	Wittenberg	.6		6	W.V. University	.12		0	U. of Pittsburgh	.5		34	Davis-Elkins	.13	
	36	Denison	.0		22	Ohio University	.0		49	W.V. Wesleyan	.0		6	Ohio University	.16	
	14	Central (KY)	.0		0	Muskingum	.0		0	W.V. University	.12		14	W.V. Wesleyan	.14	
	0	Ohio Wesleyan	.16		0	Ohio Wesleyan	.23		40	Bethany	.0		68	Wilmington	.7	
	0	W.V. Wesleyan	.6		10	Cincinnati	.0		27	Carnegie Tech	.0		0	W.V. University	.28	
	22	Ohio University	.6		50	Ohio University	.0		23	Denison	.0		55	Georgetown (KY)	.0	
		Record: 5-2-0				Record: 3-5-1				Record: 6-2-0				Record: 6-3-1		
1897	4	Ohio University	.0	1903	64	W.V. Wesleyan	.0		1909	0	U. of Pittsburgh	.12	1916	31	Davis-Elkins	.0
	0	W.V. University	.6		0	Wash. & Jeff.	.21		26	W.V. Wesleyan	.0		0	U. of Michigan	.30	
	0	Ohio Wesleyan	.6		8	Ohio Wesleyan	.7		0	Miami	.10		6	Wash. & Jeff.	.47	
	0	Ohio State Med.	.6		11	W.V. University	.18		0	W.V. University	.3		38	Bethany	.0	
	4	Ohio State Med.	.4		28	Ohio University	.5		70	Marshall	.0		7	W.V. Wesleyan	.0	
	36	Muskingum	.0		59	Muskingum	.0		13	Carnegie Tech	.0		40	Marshall	.13	
	4	Ohio University	.6		5	U. of Kentucky	.11		34	Denison	.0		12	Otterbein	.6	
	6	Miami (OH)	.0		43	U. of Pittsburgh	.6			Record: 4-3-0			0	Wabash	.20	
		Record: 3-4-1			11	Bethany	.5		1910	12	Ohio University	.0		40	Kenyon	.7
1898	0	Wash. & Jeff.	.23		54	Ohio University	.0		45	Muskingum	.0		92	Dayton	.0	
	0	Oberlin	.6			Record: 7-3-0			8	W.V. Wesleyan	.3			Record: 7-3-0		
	5	W.V. University	.6	1904	31	Ohio University	.0		10	W.V. University	.5		1917	0	Wabash	.0
	10	Ohio State	.0		0	Wash. & Jeff.	.29		17	Miami	.0		108	Morris Harvey	.0	
	5	Ohio State Med.	.0		11	W.V. Wesleyan	.5		5	Ohio Northern	.3		68	Marshall	.0	
	0	W.V. University	.6		17	Bethany	.0		11	Akron	.22		53	Cincinnati	.0	
	17	Muskingum	.12		22	Otterbein	.0			Record: 6-1-0			3	Heidelberg	.0	
		Record: 3-4-0			6	Ohio Wesleyan	.34		1911	5	Staats AC	.0		33	Camp Sherman	.0
1899	0	Wash. & Jeff.	.12		6	Muskingum	.6		0	Marshall	.6		0	W.V. Wesleyan	.27	
	0	Oberlin	.6		0	W.V. University	.25		17	W.V. Wesleyan	.3		0	Bethany	.40	
	12	Kenyon	.0			Record: 4-3-1			5	Akron	.0		6	Ohio University	.0	
	23	Muskingum	.0	1905	4	Cincinnati	.2		40	Muskingum	.0			Record: 6-2-1		
	23	W.V. University	.5		0	Ohio University	.0		30	Bethany	.5		1918	14	Wright Field	.0
	29	Ohio Wesleyan	.0		0	U. of Kentucky	.0		0	Staats AC	.11		34	Transylvania	.0	
	67	Miami (OH)	.0		52	Muskingum	.0		0	Otterbein	.6		0	Heidelberg	.14	
	5	Ohio State	.17		18	Bethany	.0		5	Ohio University	.6		7	Ohio University	.0	
		Record: 5-3-0			5	Kenyon	.6			Record: 5-4-0				Record: 3-1-0		
					4	Ohio University	.0		1912	13	Muskingum	.0	1919	0	W.V. University	.61
					6	W.V. University	.17			0	Bethany	.6		19	Georgetown (KY)	.0
						Record: 4-2-2				14	Marshall	.0		52	Davis-Elkins	.0
										0	Wash. & Jeff.	.34		34	Muskingum	.0
										6	W.V. University	.22		31	Bethany	.0
										0	Akron	.12		27	W.V. Wesleyan	.0
										21	Otterbein	.6		19	Heidelberg	.0
										27	Ohio University	.7		54	Otterbein	.0
											Record: 4-4-0				Record: 7-1-0	

1920	20 Duquesne0	1927	6 Otterbein0	1935	27 Ashland6	1946	0 W.V. Tech21
14	Bethany0	0	Ohio University20	9	Rutgers26	12	Capital0
34	Westminster7	6	Cincinnati6	0	Oberlin4	6	Rio Grande7
23	Michigan State7	14	Capital0	0	Wash. & Jeff.34	12	Kenyon0
35	Grove City0	0	Kenyon (HC)7	12	Capital13	18	Wilmington0
28	Cincinnati0	0	Muskingum40	22	Denison (HC)6	0	Wittenberg (HC)7
3	Boston College13		Record: 2-3-1	31	Bowling Green0	20	W.V. Wesleyan33
6	W.V. Wesleyan0			9	Muskingum6		Record: 3-4-0
	Record: 7-1-0	1928	0 Ohio Wesleyan33		Record: 4-4-0	1947	0 West Liberty13
1921	0 Marshall0	0	Salem12	1936	51 Rio Grande6	7	Capital19
7	Bethany28	38	Otterbein0	0	Rutgers13	13	Rio Grande7
7	Duquesne7	13	Capital0	19	Capital0	20	Kenyon (HC)6
48	Davis-Elkins0	14	Muskingum13	26	Otterbein0	6	Wilmington12
22	Thiel0	0	Ohio University0	6	Wash. & Jeff.26	6	Wittenberg19
20	W.V. Wesleyan0	40	Kenyon (HC)0	14	Kent State12	0	W.V. Wesleyan12
0	Boston College14		Tied with Muskingum as Ohio Conference	20	Muskingum (HC)18		Record: 2-5-0
0	Detroit Univ.34		Champions		Ohio Conference Champions		Record: 5-2-0
2	Grove City27		Record: 4-2-1	1937	6 Morris Harvey7	1948	6 Centre7
0	Ohio University0	1929	0 Ohio Wesleyan52	6	Miami (OH)75	19	Rio Grande0
	Record: 3-4-3	19	Rio Grande7	6	Capital26	21	Carnegie Tech7
1922	0 Salem6	6	Otterbein2	6	Capital26	6	Capital13
0	W.V. University55	6	Muskingum (HC)27	19	Muskingum13	12	Wilmington16
13	Marshall0	24	Capital0	12	Wittenberg6	26	Wittenberg7
13	Duquesne0	13	Kenyon20	12	Otterbein0	18	Wabash (HC)7
0	Kalamazoo23	0	Ohio University46	0	Wash. & Jeff. (HC) ...6	13	W.V. Wesleyan34
0	Grove City0	6	John Carroll25	12	Ashland0		Record: 4-4-0
7	Bethany20		Record: 3-5-0		Record: 4-4-0	1949	7 West Liberty19
0	Ohio University3	1930	0 Salem6	1938	0 Rutgers20	14	Rio Grande7
	Record: 2-5-1	31	Rio Grande0	28	Otterbein0	16	Centre38
1923	20 Salem3	6	Capital14	0	Wash. & Jeff.27	7	Wilmington13
14	Alderson-Broadbudds ...0	0	Ashland12	0	Denison34	0	Capital (HC)27
33	Marshall0	6	Otterbein0	0	Wittenberg13	7	Wittenberg27
6	Dayton0	0	Muskingum45	0	Capital10	17	Bethany14
56	Kalamazoo0	7	Cincinnati20	6	Muskingum (HC)7	7	Carnegie Tech48
15	Grove City16	7	Kenyon (HC)0		Record: 1-6-0		Record: 2-6-0
13	Duquesne0		Record: 3-5-0	1939	25 Rio Grande0	1950	20 Anderson7
6	Thiel13	1931	6 Ashland7	13	Fairmont State12	0	Bethany7
7	Ohio University3	0	Rio Grande6	0	Muskingum20	22	Capital40
	Record: 7-2-0	6	Capital3	0	Capital26	13	Davis-Elkins (HC) ...4
1924	7 Grove City15	0	Cincinnati50	7	Denison6	0	Kent State57
0	Marshall0	0	Marshall40	16	Otterbein0	6	Muskingum46
0	W.V. Wesleyan20	0	Otterbein (HC)13	0	Wittenberg (HC)13	6	Otterbein32
7	Thiel0	0	Ohio Northern37	0	Record: 4-3-0	6	Wittenberg34
0	Alderson-Broadbudds ...3	0	Kenyon26		Record: 1-6-0		Record: 2-6-0
17	Ohio University21	1932	0 Bethany0	1940	0 Georgetown (Ky.) ...21	1951	32 Anderson13
0	Bethany6	7	Oberlin13	6	Capital8	6	Bethany7
0	Penn State28	12	Hiram0	6	Kenyon6	6	Capital6
	Record: 1-6-1	0	Toledo6	0	Rutgers53	7	Muskingum (HC) ...34
1925	0 Wash. & Jeff.72	15	Kenyon7	6	Denison13	0	Otterbein22
0	Marshall0	6	Ohio Northern (HC) ...0	19	Otterbein (HC)0	23	Salem0
0	Penn State13	7	Capital7	7	Wittenberg26	0	Wittenberg26
0	Grove City26		Record: 3-2-2		Record: 1-5-1		Record: 2-4-1
7	Ohio University10	1933	0 Mount Union20	1941	0 Otterbein41	1952	0 Grove City0
0	Salem0	13	Capital0	7	Mount Union6	12	Wittenberg (HC) ...47
	Record: 0-4-2	7	Otterbein13	7	Georgetown (KY) ...13	12	Capital49
1926	0 Oberlin27	6	Oberlin0	0	Wabash19	6	Hiram26
6	Penn State48	7	Allegheny0	0	Denison (HC)19	31	Otterbein13
7	Cincinnati22	0	Kent State12	6	Capital12	7	Muskingum36
0	Wittenberg40	7	Kenyon (HC)7	0	Wittenberg27	0	Bethany32
6	Kenyon20		Record: 3-3-1		Record: 1-6-0	25	Wilmington14
7	Otterbein0	1934	28 Rio Grande0	1942	9 Rio Grande (HC)7		Record: 2-5-1
0	Ohio Univ. (HC) ...12	6	Muskingum28	24	Rio Grande13	1953	14 Bethany (HC)7
6	Muskingum27	3	Capital0		Record: 2-0-0	0	Capital19
	Record: 1-7-0	12	Oberlin (HC)12	1943-1945	Did not play	0	Grove City6
		7	Kenyon7			6	Muskingum48
		7	Mount Union12			7	Otterbein19
		0	Denison7			7	Wilmington26
			Record: 2-3-2			0	Wittenberg63
							Record: 1-6-0

1954	13	Bethany	.6	1961	0	Muskingum	.14	1968	13	Emory & Henry	.32	1975	6	Denison	.14
	0	Capital	.28		7	Mount Union	.12		7	Muskingum	.0		28	Capital	.14
	12	Hiram	.12		12	West Liberty	.21		21	Kenyon	.0		0	Mount Union	.26
	6	Muskingum	.42		0	Wittenberg	.52		21	Hiram	.7		26	OH Northern (HC)	.28
	12	Ohio Northern (HC)	.0		41	Kenyon	.41		12	Capital	.15		13	Otterbein	.9
	7	Otterbein	.26		8	Otterbein	.10		25	Otterbein (HC)	.6		27	Wooster	.14
	19	Wilmington	.13		6	Capital (HC)	.15		14	Mount Union	.0		14	Baldwin-Wallace	.59
	20	Wittenberg	.19		7	Waynesburg	.32		13	W.V. Wesleyan	.6		7	Heidelberg	.17
		Record: 4-3-1			20	Geneva	.26		42	Heidelberg	.0		25	Muskingum	.20
						Record: 0-8-1				Record: 7-2-0				Record: 4-5-0	
1955	0	Muskingum	.53	1962	6	Fairmont State	.14	1969	14	Westminster	.8	1976	6	Muskingum	.7
	13	Wittenberg	.44		0	Muskingum	.58		0	Muskingum	.17		3	Georgetown (Ky.)	.34
	0	Capital	.37		7	West Liberty	.38		17	Kenyon	.0		14	Capital	.22
	0	Hiram	.32		0	Wittenberg (HC)	.55		43	Hiram (HC)	.8		7	Kenyon	.6
	7	Otterbein	.12		12	Waynesburg	.22		10	Capital	.0		25	Denison (HC)	.7
	0	Ohio Northern	.19		28	Otterbein	.42		28	Otterbein	.24		20	Mount Union	.7
	13	Bethany (HC)	.27		29	Capital	.28		20	Mount Union	.12		0	Baldwin-Wallace	.24
	7	Wilmington	.19		0	Wooster	.52		24	W.V. Wesleyan	.0		34	Ohio Wesleyan	.25
		Record: 0-8-0			7	Heidelberg	.20		14	Heidelberg	.12		7	Otterbein	.14
						Record: 1-8-0				Record: 8-1-0				Record: 4-5-0	
1956	0	W.V. Wesleyan	.6	1963	21	California (Pa.)	.44	1970	6	Westminster	.26	1977	14	Muskingum	.27
	6	Wittenberg	.41		12	Muskingum	.57		21	Muskingum	.27		21	Georgetown (Ky.)	.31
	0	Muskingum	.33		13	Wayne State	.9		21	Kenyon	.0		6	Capital	.7
	13	Otterbein (HC)	.26		20	Hiram (HC)	.19		28	Hiram	.16		6	Kenyon	.18
	6	Capital	.58		7	Wittenberg	.57		30	Capital	.34		10	Denison	.7
	0	Bethany	.53		14	Otterbein	.0		17	Otterbein (HC)	.21		20	Mount Union (HC)	.6
	6	Hiram	.25		7	Capital	.6		7	Mount Union	.14		18	Baldwin-Wallace	.27
		Record: 0-7-0			14	Wooster	.10		45	W.V. Wesleyan	.20		30	Ohio Wesleyan	.21
1957	13	W.V. Wesleyan	.12		12	Heidelberg	.39		13	Heidelberg	.12		0	Otterbein	.15
	0	Wittenberg	.27			Record: 5-4-0				Record: 4-5-0				Record: 3-6-0	
	26	Mount Union	.32	1964	10	California (Pa.)	.21	1971	0	Westminster	.26	1978	30	Heidelberg	.14
	27	Hiram	.13		19	Susquehanna	.36		20	Muskingum	.7		2	Wittenberg	.21
	6	Bethany (HC)	.49		0	Muskingum	.21		14	Kenyon	.13		9	Denison	.7
	13	Otterbein	.47		13	Hiram	.12		24	Hiram	.23		28	Kenyon	.3
	18	Capital	.41		0	Wittenberg	.35		27	Capital (HC)	.13		0	Wooster	.24
	0	Muskingum	.74		8	Otterbein (HC)	.17		10	Otterbein	.22		7	Muskingum	.12
		Record: 2-6-0			0	Capital	.24		18	Mount Union	.29		17	Otterbein (HC)	.3
1958	25	W.V. Wesleyan	.12		13	Fairmont State	.27		23	W.V. Wesleyan	.24		13	Capital	.8
	0	Wittenberg	.36		7	Wayne State	.3		13	Heidelberg	.21			OAC Playoff	
	14	Mount Union	.9			Record: 2-7-0				Record: 4-5-0			0	Ohio Wesleyan	.13
	34	Hiram	.14	1965	7	Hillsdale	.19	1972	27	Allegheny	.7			Record: 5-4-0	
	0	Kenyon	.6		21	Susquehanna	.7		13	Capital	.7	1979	42	Heidelberg	.12
	14	Otterbein (HC)	.12		0	Muskingum	.47		10	Hiram	.8		14	Wittenberg	.53
	14	Capital	.21		7	Hiram	.41		9	Heidelberg	.34		7	Denison	.48
	16	Muskingum	.31		7	Capital (HC)	.28		42	Otterbein (HC)	.14		17	Kenyon	.16
	44	Bethany	.36		0	Otterbein	.10		14	Denison	.30		6	Wooster	.14
		Record: 5-4-0			0	Mount Union	.41		8	Ohio Wesleyan	.19		14	Muskingum (HC)	.16
1959	24	Muskingum	.36		7	W.V. Wesleyan	.34		19	Westminster (Pa.)	.21		10	Otterbein	.11
	8	Wittenberg	.27		0	Ashland	.14		12	Muskingum	.41		17	Capital	.21
	6	Grove City	.27			Record: 1-8-0				Record: 4-5-0				OAC Playoff	
	36	Hiram	.8	1966	6	Hillsdale	.13	1973	23	Allegheny	.22		9	Heidelberg	.21
	44	Kenyon	.0		16	California (Pa.)	.0		7	Capital	.13			Record: 2-7-0	
	12	Otterbein	.16		0	Muskingum	.34		14	Hiram	.7	1980	3	Capital	.13
	22	Capital (HC)	.14		34	Hiram	.0		0	Heidelberg	.16		0	Muskingum	.21
	90	Wash. & Jefferson	.0		0	Capital	.15		12	Otterbein	.10		14	Otterbein	.7
	32	Bethany	.8		6	Otterbein (HC)	.3		21	Denison (HC)	.15		0	Baldwin-Wallace	.41
		Record: 5-4-0			10	Mount Union	.20		23	Ohio Wesleyan	.10		6	Kenyon	.17
1960	22	W.V. Wesleyan	.12		17	W.V. Wesleyan	.0		34	Anderson	.17		7	Mount Union (HC)	.22
	6	Muskingum	.64		7	Ashland	.7		7	Muskingum	.10		0	Wabash	.42
	14	Mount Union	.6			Record: 4-4-1				OAC Playoff			7	Heidelberg	.21
	0	Wittenberg	.54	1967	8	Emory & Henry	.23		7	Wittenberg	.35		3	Ohio Wesleyan	.3
	38	Hiram	.0		26	California (Pa.)	.35			Record: 6-4-0				Record: 1-7-1	
	34	Kenyon (HC)	.12		40	Kenyon	.6	1974	12	Denison	.21	1981	0	Capital	.24
	20	Otterbein	.44		15	Hiram (HC)	.7		21	Capital	.6		3	Muskingum	.17
	28	Capital	.15		0	Capital	.31		10	Mount Union	.7		0	Otterbein	.44
	20	Salem	.7		21	Otterbein	.7		20	Ohio Northern	.7		0	Baldwin-Wallace	.47
		Record: 6-3-0			0	Mount Union	.0		28	Otterbein	.29		0	Kenyon	.20
					10	W.V. Wesleyan	.13		21	Wooster (HC)	.13		0	Mount Union	.58
					6	Heidelberg	.0		0	Baldwin-Wallace	.73		0	Wabash (HC)	.38
						Record: 4-4-1			30	Heidelberg	.19		13	Heidelberg	.21
									40	Muskingum	.27		0	Ohio Wesleyan	.45
										Record: 6-3-0				Record: 0-9-0	

1982	7 Heidelberg19	1988	31 Kalamazoo21	1994	20 Thiel16	2000	31 Waynesburg29
	2 Capital44		14 Capital23		14 John Carroll21		35 John Carroll42
	13 Muskingum33		9 Muskingum44		13 Baldwin-Wallace ...36		34 Heidelberg7
	13 Mount Union57		8 Wittenberg48		24 Hiram2		29 Muskingum31
	3 Wittenberg65		3 Heidelberg28		7 Mount Union34		14 Mount Union54
	0 Ohio Northern20		31 Otterbein27		48 Capital (HC)21		52 Capital (HC)21
	10 Denison14		16 W.V. Wesleyan31		14 Ohio Northern24		17 Otterbein21
	7 Ohio Wesleyan16		32 Mount Union37		42 Otterbein16		14 Baldwin-Wallace ...34
	10 Otterbein28		14 Baldwin-Wallace ...27		15 Heidelberg22		23 Wilmington39
	Record: 0-9-0		12 Ohio Northern27		7 Muskingum6		27 Ohio Northern68
			Record: 2-8-0		Record: 5-5-0		Record: 3-7-0
1983	0 Heidelberg20	1989	31 Kalamazoo6	1995	36 Thiel0	2001	24 Bluffton13
	7 Capital41		13 Capital10		21 John Carroll21		17 John Carroll51
	9 Muskingum42		20 Muskingum44		27 Baldwin-Wallace ...10		17 Heidelberg38
	0 Mount Union28		10 John Carroll13		26 Hiram7		31 Muskingum28
	7 Wittenberg35		12 Heidelberg28		37 Mount Union41		0 Mount Union47
	0 Ohio Northern60		16 Otterbein19		69 Capital7		13 Capital42
	0 Denison25		13 Hiram10		29 OH Northern (HC) ...27		20 Otterbein42
	0 Ohio Wesleyan31		7 Mount Union31		45 Otterbein14		22 Baldwin-Wallace ...46
	14 Otterbein45		7 Baldwin-Wallace ...27		50 Heidelberg34		16 Wilmington28
	Record: 0-9-0		22 Ohio Northern24		24 Muskingum0		0 Ohio Northern51
			Record: 3-7-0		Record: 8-1-1		Record: 2-8
1984	6 Otterbein10	1990	19 Alma21	1996	35 Central (Iowa)18	2002	28 Bluffton27
	21 Capital34		7 John Carroll48		55 Capital0		27 Otterbein34
	0 Mount Union31		10 Heidelberg8		11 John Carroll38		0 Capital35
	0 Heidelberg42		17 Baldwin-Wallace ...45		43 Baldwin-Wallace ...30		27 Heidelberg38
	3 Mercyhurst14		7 Muskingum21		56 Otterbein0		0 John Carroll46
	13 Baldwin-Wallace ...22		28 Hiram (HC)14		37 Hiram (HC)3		10 Ohio Northern42
	3 Wittenberg24		23 Otterbein24		14 Ohio Northern26		32 Wilmington31
	3 OH Northern (HC) ...3		30 Ohio Northern50		16 Mount Union61		10 Mount Union56
	15 Wooster12		0 Mount Union58		58 Heidelberg28		14 Baldwin-Wallace ...40
	0 Muskingum14		7 Capital27		30 Muskingum3		31 Muskingum25
	Record: 1-8-1		Record: 2-8-0		Record: 7-3-0		Record: 3-7-0
1985	11 Capital6	1991	7 Alma21	1997	10 Central (Iowa)9	2003	40 Dubuque7
	16 Mount Union28		7 John Carroll42		18 Capital28		21 Otterbein26
	9 Heidelberg27		0 Heidelberg48		12 John Carroll18		13 Capital46
	14 Mercyhurst21		13 Baldwin-Wallace ...50		17 Baldwin-Wallace ...35		13 Heidelberg21
	0 Baldwin-Wallace ...34		0 Muskingum49		51 Otterbein34		13 John Carroll42
	30 Ohio Northern12		29 Hiram35		55 Hiram10		13 Ohio Northern (HC) ...21
	14 Oberlin (HC)0		21 Otterbein (HC) ...22		17 OH Northern (HC) ...20		31 Wilmington37
	3 Muskingum27		6 Ohio Northern40		7 Mount Union69		0 Mount Union55
	7 Wittenberg13		6 Mount Union43		37 Heidelberg52		15 Baldwin-Wallace ...57
	21 Otterbein2		6 Capital34		14 Muskingum12		19 Muskingum16
	Record: 4-6-0		Record: 0-10-0		Record: 4-6-0		Record: 2-8-0
1986	31 Bluffton0	1992	7 Kenyon7	1998	32 Waynesburg15	2004	13 Dubuque8
	51 Ohio Northern7		0 Ohio Northern21		35 Muskingum7		31 Heidelberg8
	0 Baldwin-Wallace ...12		0 Mount Union31		28 Baldwin-Wallace ...42		3 John Carroll20
	23 Capital0		20 Capital0		7 Ohio Northern20		24 Otterbein23
	0 Wittenberg34		13 Hiram0		21 John Carroll45		7 Capital (HC)43
	26 Otterbein7		16 Otterbein28		38 Heidelberg (HC) ...12		0 Mount Union57
	14 Muskingum (HC) ...41		7 Baldwin-Wallace ...35		6 Mount Union41		12 Muskingum7
	26 Oberlin16		6 John Carroll42		28 Hiram14		48 Wilmington7
	28 Heidelberg23		14 Heidelberg21		35 Capital7		26 Baldwin-Wallace ...0
	0 Mount Union28		21 Muskingum0		28 Otterbein24		21 Ohio Northern28
	Record: 6-4-0		Record: 3-6-1		Record: 6-4-0		Record: 6-4-0
1987	10 Bluffton21	1993	10 Kenyon21	1999	23 Waynesburg28	2005	25 Emory & Henry7
	31 Ohio Northern34		0 Ohio Northern23		35 Muskingum19		46 Heidelberg21
	7 Baldwin-Wallace ...24		0 Mount Union37		7 Baldwin-Wallace ...44		17 John Carroll48
	20 Capital24		10 Capital14		10 Ohio Northern32		17 Otterbein31
	12 Wittenberg31		10 Hiram8		0 John Carroll10		10 Capital (HC)41
	9 Otterbein (HC)3		0 Otterbein (HC) ...10		27 Heidelberg33		7 Mount Union59
	24 Muskingum48		9 Baldwin-Wallace ...31		21 Mount Union56		18 Muskingum17
	30 Oberlin13		13 John Carroll19		38 Hiram14		18 Wilmington3
	38 Heidelberg17		6 Heidelberg26		21 Capital49		32 Baldwin-Wallace ...31
	14 Mount Union33		19 Muskingum7		14 Otterbein37		7 Ohio Northern58
	Record: 3-7-0		Record: 2-8-0		Record: 2-8-0		Record: 5-5-0

THE LAST TIME

Played a tied game: 21-21 vs. John Carroll, Sept. 16, 1995

Scored 40+ points: 46 vs. Heidelberg, Sept. 17, 2005

Scored 50+ points: 52 vs. Capital, Oct. 14, 2000

Scored 60+ points: 69 vs. Capital, Oct. 14, 1995

Scored 70+ points: 82 vs. Hiram, 1914

Had a player score three TDs: Chris Sidick (3) vs. Wilmington, Oct. 30, 2004

Had a player score four or more TDs: Kenneth Sasu (4) vs. Heidelberg, Sept. 23, 2000

Team had 25+ first downs: 25 vs. Muskingum, Oct. 22, 2005

Team had 500+ yards total offense: 513 vs. Otterbein, Sept. 21, 2002

Team held opponent to 10 or fewer first downs: 7 vs. Muskingum, Oct. 22, 2005

Team held opponent to 200 yards or less total offense: 126 vs. Muskingum, Oct. 22, 2005

Had a player intercept two passes: Anthony Banks vs. Baldwin-Wallace, Nov. 6, 2004

Had a player intercept three passes: Jimmy Holland vs. Heidelberg, Sept. 23, 2000

Returned an interception for a TD: Anthony Banks vs. Baldwin-Wallace, Nov. 6, 2004 (57 yards)

Recovered a fumble for a TD: Brett Munn vs. Capital, Oct. 9, 2004 (51 yards)

Scored a safety: vs. Muskingum, Oct. 22, 2005

Recorded a shutout: 26-0 vs. Baldwin-Wallace, Nov. 6, 2004

Recorded a shutout on the road: 56-0 vs. Otterbein, Oct. 12, 1996

Had a 100-yard rusher: Steven Wagner (126) vs. Wilmington, Oct. 29, 2005

Had two 100-yard rushers: Steven Wagner (123) and Chris Sidick (104) vs. Wilmington, Oct. 30, 2004

Had three 100-yard rushers: Jamesie Cua (133 yds.), Mike Shirey (114 yds.) and Paul Berginc (110 yds.) vs. Ohio Northern, Nov. 11, 1989

Had a 200-yard rusher: Steven Wagner vs. Heidelberg, Sept. 25, 2004 (258 yards)

Had a 300-yard rusher: Danté Brown vs. Heidelberg, Nov. 9, 1996 (413 yards)

Had a 400-yard rusher: Danté Brown vs. Heidelberg, Nov. 9, 1996 (413 yards)

Had a run of 50-59 yards: Steven Wagner vs. Heidelberg, Sept. 17, 2005 (50 yards)

Garret Banks vs. Heidelberg, Sept. 17, 2005 (51 yards)

Had a run of 60-69 yards: Steven Wagner vs. Wilmington, Oct. 30, 2004 (68 yards)

Had a run of 70-79 yards: Chris Sidick vs. Wilmington, Oct. 30, 2004 (75 yards)

Had a run of 80-89 yards: Steven Wagner vs. Dubuque, Sept. 6, 2003 (86 yards)

Had a player rush 30 times: Steven Wagner vs. Emory & Henry, Sept. 3, 2005 (37 attempts)

Had a player rush 40 times: Kenneth Sasu vs. Capital, Oct. 14, 2000 (45 attempts)

Had a player score three or more rushing TDs: Kenneth Sasu (4) vs. Heidelberg, Sept. 23, 2000

Team rushed for 250-400 yards: 313 vs. Heidelberg, Sept. 17, 2005

Team rushed for 400+ yards: 422 vs. Heidelberg, Oct. 17, 1998

Team held opponent to 100 yards or less rushing: 81 vs. Wilmington, Oct. 29, 2005

Had a 200-yard passer: Jason Vrable vs. Baldwin-Wallace, Nov. 5, 2005 (305 yards)

Had a 300-yard passer: Jason Vrable vs. Baldwin-Wallace, Nov. 5, 2005 (305 yards)

Had a 400-yard passer: Justin Papania vs. Muskingum, Nov. 15, 2002 (410 yards)

Had a pass of 50-59 yards: Jason Vrable to Jason Curry vs. Wilmington, Oct. 30, 2004 (51-yard TD)

Had a pass of 60-69 yards: Justin Papania to Mike Valiante vs. Wilmington, Oct. 26, 2002 (65-yard TD)

Had a pass of 70-79 yards: Jason Vrable to Nic North vs. Wilmington, Oct. 29, 2005 (71 yards)

Had a pass of 80-89 yards: Aaron Conte to Ted Jones vs. Ohio Northern, Oct. 22, 1994 (85-yard TD)

Had a pass of 90-99 yards: Aaron Conte to Danté Brown vs. Mount Union, Nov. 2, 1996 (92-yard TD)

Had a player attempt 40 passes: Jason Vrable vs. Baldwin-Wallace, Nov. 5, 2005 (52 attempts)

Had a player complete 25 passes: Jason Vrable vs. Baldwin-Wallace, Nov. 5, 2005 (32 completions)

Had a player throw four TD passes: Shawn Taylor vs. Ohio Northern, Nov. 11, 2000

Had a 100-yard receiver: Nic North Jason Vrable vs. Muskingum, Oct. 22, 2005 (125 yards)

Had a player catch 10 passes: Chad McDaniel vs. Baldwin-Wallace, Nov. 5, 2005 (10 receptions)

Had a player catch three TD passes: Antonio Hutton (3) vs. Otterbein, Oct. 11, 1997

Team passed for 200+ yards: 305 vs. Baldwin-Wallace, Nov. 5, 2005

Team passed for 300+ yards: 305 vs. Baldwin-Wallace, Nov. 5, 2005

Team passed for 400+ yards: 410 vs. Muskingum, Nov. 15, 2002

Team held opponent to 100 yards or less passing: 0 vs. Muskingum, Oct. 22, 2005

Returned a kickoff for a TD: Chris Sidick vs. Otterbein, Oct. 2, 2004 (88 yards)

Returned a punt for a TD: Greg Eder vs. Waynesburg, Sept. 5, 1998 (34 yards)

Scored a two-point conversion: Darren Lott pass from Chris Sidick vs. Baldwin-Wallace, Nov. 8, 2003

Blocked a field goal for a TD: J.J. Wheeler vs. Baldwin-Wallace, Nov. 6, 2004 (93 yards)

Had a 40-44 yard field goal: Bobby Lemasters vs. Muskingum, Oct. 23, 2004 (42 yards)

Had a 45-yard or longer field goal: Bobby Lemasters vs. Wilmington, Nov. 3, 2001 (46 yards)

Returned a blocked extra point for a safety: Brian Martindale vs. Heidelberg, Nov. 4, 1995 (85 yards)

DON DRUMM STADIUM

RENOVATIONS BRING A FRESH LOOK TO A HISTORIC FACILITY

There is a fresh look to the historic facility on the 500 block of Pike Street. The renovations were part of the Marietta College Fields Project that was initiated following the reacquisition of the property from the Marietta City Schools in early 2004.

The new artificial surface (FieldTurf) and track highlights the project and when combined with the clean up of the entire facility makes Don Drumm once again a show piece of the college and the Marietta community.

From its humble beginnings as a Civil Works Administration (CWA) in the 1930s, Don Drumm Stadium has been the home of many exciting athletic events over the years for both Marietta College and Marietta High School.

Marietta College originally opened a playing field in 1916 to host their football, baseball and occasional track meets at a site located at Fifth and Greene streets.

As the years have passed, the stadium has been used for athletics and other events, all under governance of the city administration. Don Drumm has been the setting for a large pageant during the city's sesquicentennial celebration in 1938, several Special Olympics, Band-O-Ramas and high school graduations.

As the city became less able to finance the costs of the regular up-keep and repair, Marietta College invested money and manpower to carry out normal maintenance. In the 1950s, a heavy windstorm caused severe damage to the lights and funds were obtained from the College and citizens to repair the damage.

In the summer of 1963, the stadium became a major part of a city-wide clean-up campaign enacted by Mayor John A. Burnworth. A major repair and rejuvenation project resulted. The city made \$6,000 available and Marietta College added \$1,400 into improvements to the running track and



THE NEW FIELD TURF SURFACE AT DON DRUMM STADIUM

the college crews donated 800 to 1,000 man-hours. Some of the improvements included sandblasting and painting the bleachers, new seats, an asphalt walkway from the main gate to the grandstand, paving and curbing in front of the grandstand, provisions for a concession area, and work on the lavatories and locker rooms.

Believing that the stadium was an unnecessary burden, the City, on March 31, 1966, leased it to the College for a 15-year period – playing a key role in the expansion of the campus toward the Ohio River. The College paid all utilities and bore all the costs of maintenance and necessary capital improvements. The College still guaranteed the Marietta School System use of the stadium.

In July of 1966, Marietta College requested to rename the stadium "Don Drumm Field." It was approved by the Stadium Commission and Mayor John A. Burnworth. On Sept. 24, 1966, the field was rededicated.

In 1968, MC football coach Joe McDaniel installed an underground watering system and crowned the field for \$15,000. At some point, the

College also erected a new press box and a new scoreboard, sharing costs with the MHS Boosters.

In 1981, a few weeks before the lease was to expire, there was a fire under the bleachers, causing \$56,569 in damage. After insurance, Marietta College had to pay \$17,578. When the lease expired on March 31, the College decided not to renew. On July 15, 1981, the city deeded Don Drumm Field over to the Marietta Board of Education, with Marietta College still receiving preferential rights.

In 1993, Marietta City Schools, with the help of the Tiger Athletic Booster Club, put in state-of-the-art, all-weather track. The eight-lane track was later named Bob Annesette Track by Marietta High School.

On Aug. 18, 2003 the Marietta City Schools agreed to transfer the property to the South East Ohio Port Authority, a Marietta based economic development organization, which in turn transferred it to the college. This change of ownership set in motion a chain of events that helped bring the much needed improvements to the facility.

MC ADMINISTRATION

A new era began at Marietta College on July 15, 2000 when Dr. Jean A. Scott became the 17th President of the College. She is the first female president at Marietta College.

"Jean Scott brings a well-rooted appreciation of liberal arts colleges and how they can prepare students for all aspects of life and work," Board of Trustees Chair Timothy O. Cooper said. "That is a core value, perhaps the core of Marietta College, and Dr. Scott will help us achieve that and other aspects of our vision."

Most recently, Scott was president of Bradford College, in Haverhill, Mass.

Scott graduated with a major in history from Westhampton College at the University of Richmond where she was elected Phi Beta Kappa and earned her A.B. degree in 1968. She then attended Harvard University and received her M.A. in history in 1969 and her Ph.D. in history in 1974.

"I am very excited at the opportunity to lead the college with the rich traditions and bright future that Marietta enjoys," Scott said. "It's especially appealing to take on this challenge when the college is reaffirming its commitment to liberal arts education and what that means in the early 21st century. I am confident we can move the college to the next level of excellence in serving our students, the region and the nation."

Since Scott's arrival at Marietta the campus has grown to include the many new buildings and facilities, enriching the educational experience for of its all students.

As each year passes, and the athletic programs at Marietta College continue to improve, one person remains in the background as the stable force behind the resurgence.

Debora Lazorik, a proven coach and manager, has been instrumental in the rebirth of MC Athletics. Whether it be hiring the right coach or helping raise money to build one of the department's new facilities Lazorik has made a name for herself in the world of athletics directors.

"I am pleased with the progress the athletic department has made at Marietta," said Lazorik, one of the few women athletics directors in the nation. "We have worked extremely hard to put together an experienced and talented coaching staff. I try to be there for the coaches when they need advice. That's where I think my experience pays off."

Debbie is in her 17th year as Athletics Director at Marietta College. She became the full-time AD in the 1991-92 school year. In her time as Athletics Director, Lazorik has helped focus the athletic department on equity and fund-raising, as well as serving on the college's strategic planning committee. Her hard work and dedication have paid off for the College.

She is dedicated to providing a source of pride and enthusiasm for MC and the Marietta community by helping student-athletes strive for excellence in both academics and athletics while demonstrating good sportsmanship in competition at the highest level of the OAC and NCAA Division III.



DR. JEAN A. SCOTT



DEBORA LAZORIK

ATHLETIC STAFF DIRECTORY

Director of Athletics, PE & Recreation

Debora Lazorik (740) 376-4667

Baseball/Assistant Athletics Director

Brian Brewer (740) 376-4517

Men's Basketball

Doug Foote (740) 376-4612

Women's Basketball

Ted Eskildsen (740) 376-4586

Men & Women's Cross Country

Derek Stanley (740) 376-4656

Faculty Athletics Representative

Bob Chase (740) 376-4776

Football

Curt Wiese (740) 376-4664

Men's Rowing

Chris Pucella (740) 376-4515

Women's Rowing

Karen Glowacki (740) 376-4671

Men & Women's Soccer

Patrick Holguin (740) 376-4672

Softball/Associate Athletics Director

Jeanne Arbuckle (740) 376-4668

Sports Information Director

Dan May (740) 376-4891

Men's Tennis

Mike Snell (740) 376-4520

Women's Tennis

Alyssa Rickert (740) 376-4669

Men & Women's Track & Field

Derek Stanley (740) 376-4656

Volleyball

Tom Symons (740) 376-4902

Director of the DBRC

Bill Vincent (740) 376-3243

Administrative Assistant

Wendy Thieman (740) 376-4665

2006-07 Patrons

**Gary and Sharon Frye,
Fleming, OH**

Marietta Memorial Hospital



Poynter's Best Products

**18607 St. Rt. 7
Marietta, OH 45750
(740)373-7177**

**Canon Copiers
RISO Duplicators**

**Sharp Copiers
Sharp Facsimile**



F E N T O N[®]

Handcrafted American Glass Artistry

**UNIQUE GIFT SHOP • OUTLET • MUSEUM
FREE GLASSMAKING TOUR**

...an unforgettable experience!

Witness the drama of molten glass being handcrafted
into sparkling world-famous Fenton Art Glass.



Where Glassmaking Comes to Life



Williamstown, WV • I-77 Exit 185 • (304) 375-7772 / (800) 319-7793
Just across the river from historic Marietta, OH.



Shop online for unique
Fenton Gift Shop Exclusives
and great buys in our
Clearance Corner at
www.fentonartglass.com





“GOOD LUCK PIONEERS”
JACK GRIEBEL, CLASS OF 2022





DAVIS
Pickering
Electrical
Contractors

Meeting the needs of the Electrical Industry

Proud to support Marietta College Athletics

An equal opportunity employer.

Marietta, OH - Parkersburg WV Areas
OH24757 WV00832

(740) 373-5896
Fax (740) 373-8638



McCarthy Real Estate and Marietta College both Marietta Traditions

Steve McCarthy
Broker/Sales Manager
318 Second Street
Marietta, OH 45750
740-373-1523 • 800-367-9558
www.mariettarealestate.com



Buying or selling your home?

Making you feel at home for over 48 years.

It's got to be real!

Solvay
Advanced Polymers



The Employees of
Solvay Advanced Polymers

Would like to wish the
Marietta College Pioneers

A safe and successful season.
Good Luck in 2006-07

GO PIONEERS!

*Every Bank Has Assets.
We Named Ours After The
Most Important One.*

Call for the office nearest you.

Bank-By-Phone TDD Only
1-800-374-6123 376-7123

email address: bank@peoplesbancorp.com
website: www.peoplesbancorp.com



BEST WESTERN MARIETTA

- Free Continental Breakfast
- Free Wireless Internet
- Refrigerator in Each Room
- Senior & AAA Discounts

*Located on the Muskingum River just 3 minutes from Historic
Downtown Marietta.*

Free boat docking for hotel guests.

Golf packages available at 4 area courses.

*Two blocks from Marietta's new Aquatic Center, featuring a Pirate
Ship, Giant Slides and Lazy River.*

Children under 18 stay free with parents.

740/374-7211 or 800/528-1234
bestwestern.com/marietta

Special Thanks to:


Smitty's Pizza

**500 Front Street
374-2280**

**Newport Pike/Reno
374-2599**



FEEL THE SPIRIT OF A TRUE PIONEER



Settlers Bank

115 Third Street
Marietta, Ohio 45750
740-373-9200 • Fax 740-373-9962
www.settlersbank.com

OW6153

©2000 Settlers Bank, Inc.

Locally Owned.

Member FDIC

Equal Housing Lender





*AdvantageBank*TM

CHECKING | SAVINGS | LOANS | MORTGAGES | ELECTRONIC BANKING | BIG IDEAS

**COME TO US FOR MONEY,
HOW YOU USE IT IS UP TO YOU.**

Marietta - Main Office
226 Third Street
740-373-2886

Belpre Office
1925 Washington Boulevard
740-423-5525

Lafayette Center
478 Pike Street
740-373-4700

Vienna Office
1500 Grand Central Avenue
304-295-6500

Free Checking, actually we think its "Better than Free"
www.advantagebank.com



MARIETTA COLLEGE ATHLETICS
AND PETROLEUM ENGINEERING

WHAT A WINNING COMBINATION!

GO PIONEERS!

Kean Weaver '84

Rocky Roberts '88

Kyle Bradford '02

Kurt Wielitzka '03

Luke Beebe '08

Neil Boyer '09

Michael Thompson '09

Chad Byers '10

TRIAD

TRIAD RESOURCES, INC.

TRIAD ENERGY CORPORATION

TRIAD HOLDINGS, P.L.L.

TRIAD OIL AND GAS, LTD

***EXPLORING TODAY TO MEET THE ENERGY
NEEDS OF TOMORROW***

1906



2006

1
ASSOCIATION

100
YEARS

2,800
CHAMPIONSHIPS

3,500,000
STUDENT-ATHLETES



PROUD NCAA MEMBER FOR OVER 50 YEARS

**Mark Piatt and Summers Motors . . .
Thanks for providing the new paint job to the
Pioneer Golf Cart**



**STAY UP-TO-DATE ONLINE!
CHECK OUT MARIETTA COLLEGE'S ATHLETIC SITE
FOR THE LATEST NEWS ON ALL OF YOUR FAVORITE PIONEER TEAMS**

Marietta College: Athletics/Recreation
<http://PIONEERS.MARIETTA.EDU>

Home | Give to MC | A-Z Index | Employees | Events | Jobs | Technology | Contact Us | Visit Us | Search

Marietta College

About Marietta | Academics | Admission | Alumni | Athletics/Recreation | Fine Arts | International/Multicultural | Student Life

- Varsity Sports
 - Baseball
 - Men's Basketball
 - Women's Basketball
 - Men's Crew
 - Women's Crew
 - Cross Country
 - Football
 - Men's Soccer
 - Women's Soccer
 - Softball
 - Tennis
 - Track and Field
 - Volleyball
- Athletics Department
- Facilities
- Intramurals
- Media Guides
- Summer Camps
- Dyson Baudo Recreation Center

M-TEAM FALL KICKOFF

SEPT. 1-3 • MARIETTA, OHIO

Fall semester's Wellness Classes to kick off Monday, Aug. 28
Aug. 23, 2006

MARIETTA, Ohio — It will be another busy school year at the Marietta College's Dyson Baudo Recreation Center, as a full schedule of wellness classes is set for the 2006 fall semester. All classes are open to the public, but participants must register at the welcome desk. For more information, please contact Bill Vincent, Director of the DBRC at (740)-376-3243.

[>>Complete Schedule of classes](#)

CHAMPS!

Phi Kappa Phi Chapter Wins the NCAA Division III Championship in Cross Country

CHAMPIONS!

V8 Wins First Dad Vail since 1967

Sports Scores

September 2
Volleyball:
River City Tournament
MC vs. LaRoche, 10 a.m.
MC vs. Ohio Dominican, 2 p.m.

WSoccer:
MC Classic
MC vs. Juniata, 9 a.m.

Show Your Pioneer Spirit