

TABLE OF CONTENTS

GENERAL INFORMATION

Big West Directory	IFC
Big West History	2-3
Commissioner Dennis Farrell	4
Senior Associate Commissioner Rob Halvaks	4
Associate Commissioner Jody McRoberts	4
Assistant Commissioner Erica Satterfield	4
Assistant Commissioner Mike Daniels	4
Conference Office Staff	4-5
Historical Basketball Moments	6-7
Big West Players Drafted To The Pros	8
2008 Big West Basketball Tournament	9
2007-08 Composite Schedule	10-11
Big West News & Notes	12-13
O'Reilly ESPNU BracketBusters	14

THE TEAMS

cal poly	16-18
Quick Facts, Team Notes, Roster, Staff Mugs	16
Schedule, 06-07 Results, Players To Watch	17
Coach Bromley, 06-07 Stats, Player Career Stats	18
Year-By-Year Program Record	18
cal state fullerton	19-21
Quick Facts, Team Notes, Roster, Staff Mugs	19
Schedule, 06-07 Results, Players To Watch	20
Coach Burton, 06-07 Stats, Player Career Stats	21
Year-By-Year Program Record	21
cal state northridge	22-24
Quick Facts, Team Notes, Roster, Staff Mugs	22
Schedule, 06-07 Results, Players To Watch	23
Coach Braswell, 06-07 Stats, Player Career Stats	24
Year-By-Year Program Record	24
long beach state	25-27
Quick Facts, Team Notes, Roster, Staff Mugs	25
Schedule, 06-07 Results, Players To Watch	26
Coach Monson, 06-07 Stats, Player Career Stats	27
Year-By-Year Program Record	27
uc davis	28-30
Quick Facts, Team Notes, Roster, Staff Mugs	28
Schedule, 06-07 Results, Players To Watch	29
Coach Stewart, 06-07 Stats, Player Career Stats	30
Year-By-Year Program Record	30
uc irvine	31-33
Quick Facts, Team Notes, Roster, Staff Mugs	31
Schedule, 06-07 Results, Players To Watch	32
Coach Douglass, 06-07 Stats, Player Career Stats	33
Year-By-Year Program Record	33
uc riverside	34-36
Quick Facts, Team Notes, Roster, Staff Mugs	34
Schedule, 06-07 Results, Players To Watch	35
Coach Wooldridge, 06-07 Stats, Player Career Stats	36
Year-By-Year Program Record	36
uc santa barbara	37-39
Quick Facts, Team Notes, Roster, Staff Mugs	37
Schedule, 06-07 Results, Players To Watch	38
Coach Williams, 06-07 Stats, Player Career Stats	39
Year-By-Year Program Record	39
pacific	40-42
Quick Facts, Team Notes, Roster, Staff Mugs	40
Schedule, 06-07 Results, Players To Watch	41
Coach Thomason, 06-07 Stats, Player Career Stats	42
Year-By-Year Program Record	42

2006-07 IN REVIEW

2006-07 Final Standings	44
2007 Big West Tournament Results	44
2007 Big West Tournament Top Performers	44
2007 NCAA Tournament Results	44
2006-07 All-Big West Team	45
2007 All-Tournament Team	45
2007 All-Specialty Team	45
2006-07 Players of the Week	45
2006-07 All-Academic Team	45
2006-07 Overall Team Statistics	46
2006-07 Overall Individual Statistics	47
2006-07 Conference Team Statistics	48
2006-07 Conference Individual Statistics	49
2006-07 Superlatives	50

RECORD BOOK

Individual Records	52
Team Records	53
Single Game Records - Individual	54
Single Season Records	55
Career Records	56
All-Time Team Leaders	57-58
All-Time Individual Leaders	58-59
Annual Standings	60-62
All-Time Regular Season Champions	63
All-Time Coaching Records	63-64

HONORS

All-Time All-Big West Selections	65-67
All-Time First Team Selections	68
All-Time Players of the Year	68
All-Time Coaches of the Year	68
All-Time Team-By-Team All-Big West Selections	68
All-Time All-Specialty Teams	68
All-Time All-Freshman Teams	69
All-Time Players of the Week	70-71
All-Time All-Americans	72

POSTSEASON

Big West Tournament Results	74-75
Big West Championship Game Results	76
Big West Tournament Team vs. Team Records	76
Big West Tournament All-Tournament Teams	77
Big West Tournament Record Book	78
NCAA Tournament Year-By-Year Results	79
NIT Year-By-Year Results	80
NCAA Tournament Coaching Records	80
NIT Coaching Records	80

Wilson

Official Ball Of The
Big West Basketball Tournament



NCAA TOURNAMENT DATES & SITES

Opening Round: March 18
UD Arena • Dayton, OH
Host: University of Dayton

First/Second Rounds: March 20-23
Thursday and Saturday, March 20 & 22
Honda Center • Anaheim, CA
Host: Big West Conference

Pepsi Center • Denver, CO
Hosts: Mountain West Conference and
Colorado State University

Qwest Center Omaha • Omaha, NE
Hosts: Creighton University and
Missouri Valley Conference

Verizon Center • Washington, DC
Host: Georgetown University

Friday and Sunday, March 21 & 23
BJCC Arena • Birmingham, AL
Host: Southeastern Conference

Alltel Arena • Little Rock, AR
Host: University of Arkansas-Little Rock

RBC Center • Raleigh, NC
Host: North Carolina State University

St. Pete Times Forum • Tampa, FL
Host: University of South Florida

Regionals: March 27 - 30
Thursday and Saturday, March 27 & 29
East Regional
Charlotte Bobcat Arena • Charlotte, NC
Host: University of North Carolina, Charlotte

West Regional
US Airways Center • Phoenix, AZ
Host: Arizona State University

Friday and Sunday, March 28 & 30
Midwest Regional
Ford Field • Detroit, MI
Host: University of Detroit Mercy

South Regional
Reliant Stadium • Houston, TX
Hosts: University of Houston and Rice University

Men's Final Four: April 5 and 7
Alamodome • San Antonio, TX
Host: University of Texas-San Antonio



BIG WEST HISTORY

About the Big West Conference

The Big West Conference enters the 2007-08 season in its 39th year of operation. There are 17 conference-sponsored sports in the Big West. Women's sports are comprised of soccer, volleyball, cross country, swimming and diving, basketball, golf, tennis, softball and track and field. Men's sports include soccer, cross country, swimming and diving, basketball, golf, tennis, baseball and track and field.

Over nearly four decades, the conference has striven for athletic and academic success, and has accomplished those goals to a large degree. The conference has undergone membership changes throughout its long history, the most recent ones significantly enhancing its stability.

Following the 2004-05 academic year, Idaho and Utah State left the Big West, creating an eight-team league comprised of all California schools: Cal Poly, Cal State Fullerton, Cal State Northridge, Long Beach State, UC Irvine, UC Riverside, UC Santa Barbara and Pacific. A ninth school from the Golden State – UC Davis – became the newest member of the Big West on July 1, 2007 after completing a four-year reclassification process from Division II to Division I. The Big West owns the distinction of being the nation's only conference with its entire membership located in one state.

No matter what the membership makeup, the Big West always has stacked up well against the rest of the nation. In fact, the conference has claimed 17 team national championships in its history, including six in women's volleyball, two in baseball, one in softball and one in men's basketball. Men's soccer was the newest sport added to the list when UC Santa Barbara claimed the national title last December.

Individually, Big West athletes also have claimed several titles in such sports as swimming, track and field, and golf. In fact, Cal State Northridge junior Dashalle Andrews was the 26th Big West student-athlete to capture a crown when he won the long jump competition at the national meet this past June.

The conference's overall success has been measured through the results of such competitions as the United States Sports Academy Directors Cup. Presented by the National Association of Collegiate Directors of Athletics (NACDA), the Cup gauges the best overall collegiate athletics programs in NCAA Division I according to their finishes in NCAA postseason play. In 2006-07, the Big West was one of only two non Division I-A conferences to have as many as five schools ranked in the top 100. Five schools were slotted within the top 91, led by UC Irvine's highest finish ever at No. 56. UC Santa Barbara (No. 61), Cal State Fullerton (No. 79), Cal Poly (No. 84) and Long Beach State (No. 91) also had solid success. UCI's ranking was second among non Division I-A schools.

On a worldwide scale, Big West athletes also have competed over the years in such international competitions as the Olympics and Pan-American Games. A sampling of athletes who have competed at the Olympic level include Long Beach State's Tara Cross-Battle, Tayyiba Haneef and Danielle Scott (women's indoor volleyball), and Misty May (women's beach volleyball); UC Santa Barbara's Jason Lezak (men's swimming), Cal State Fullerton's Leon Wood (men's basketball) and Jenny Topping (softball); Pacific's Elaina Oden (women's volleyball) and Brad Schumacher (men's swimming); and UC Irvine's Steve Scott (men's track and field).



Big West Success Found in all Sports

The 2006-07 season presented another slew of highlights for Big West Conference schools, including two national championships and a pair of schools reaching the mecca of baseball, the College World Series.

Postseason achievements were on display from the get go. The fall sports season began with the UC Santa Barbara men's soccer team capturing its first NCAA Championship. The Gauchos knocked off long-time nemesis UCLA, 2-1, in the championship game, marking the 17th national team title in Big West history. UCSB's Tim Vom Steeg earned a prestigious honor as the NSCAA National Coach of the Year –(for the second time in three seasons) in leading the Gauchos to the pinnacle of college soccer. In addition, the Big West ranked seventh nationally among conferences in the final computer rankings.

Most impressively, the Gauchos fulfilled their ultimate goal when their postseason chances looked shaky earlier in the season. UCSB was just 7-6 midway through October before embarking on a torrid late season run that saw the Gauchos go 10-1-1 in their last 12 contests.

UC Santa Barbara's Andy Iro and Eric Avila, UC Irvine's Brad Evans and Cal State Fullerton's Michael Farfan were named 2007 All-Americans by various publications. Iro's highest honor was a First Team nod from *College Soccer News*, while Avila received Second Team recognition on the *NSCAA/adidas* squad. Evans was the first Anteater to become an All-American as he was a third team selection by *College Soccer News* and *NSCAA/adidas*. Farfan was named a first team Freshman All-American by *Soccer America*.

Fast forward to the spring, when Cal State Northridge junior track superstar Dashalle Andrews captured the national championship in the men's long jump. Andrews jumped 25-02.50 (7.68) on his first attempt in becoming the 12th Big West men's track athlete, and first since 2000, to hoist a national crown.

The Midwest became a Big West baseball love fest and media frenzy as first-time participant UC Irvine and four-time national champion Cal State Fullerton descended upon Omaha, Neb. for the College World Series. The event featured two Big West entries for the third time overall (and first since 1991) and both schools delivered enough exciting memories to overflow a scrapbook.

The Anteaters and Titans squared off against one another in baseball's equivalent to the Ironman Triathlon. After five hours and 40 minutes of battle, UCI eked out a 5-4, 13-inning victory to cap off the longest game in CWS history. "Eater Nation" became even more widespread one night later when the fan and media favorites overcame a four-run deficit to win 8-7 in 10 innings over Arizona State. The majority of 29,034 chanted "AHL-LEE, AHL-LEE" in reference to UCI center fielder Ollie Linton, whose game-winning single in the bottom of the 10th touched off a wild celebration. T-shirts adorned with the message "Fear The Snout" took hold of Rosenblatt Stadium and the surrounding area. ESPN cameras followed the Anteaters around like a bunch of termites in search of wood.

And not to be lost in the pandemonium was the fact that UCI became the first team in CWS history to win back-to-back extra inning games. Despite bowing out of the tournament in the next game, the overall performance was magical considering six years ago UCI didn't have a baseball program.

The accomplishments were not confined to just men's soccer, track and field, and baseball. The list extended far beyond.

Revisiting the fall season, in women's volleyball, three Big West teams advanced to the NCAA championships with two members (Cal Poly and Long Beach State) being among the 16 schools nationally that hosted first round matches. UC Santa Barbara competed in its 26th consecutive postseason to remain one of three schools (Penn State and Stanford are the others) to have made the NCAA Tourney every year.

The Big West ranked eighth nationally among 31 Division I conferences in the NCAA's season-ending women's soccer computer rankings. Cal State Fullerton became the first Big West school to win NCAA Tournament first round matches in back-to-back seasons.

Three Big West cross country athletes earned All-America status with their performances at the NCAA Championships - Cal Poly's Phillip Reid, and UC Santa Barbara's J.D. Krawczyk and Lauren Christman. The UC Santa Barbara men's and women's squad joined the Cal Poly contingent and UC Irvine's Laura Olvera at the NCAA Championship.

The winter sports season featured overall improvement from both the men's and women's basketball programs. In men's basketball, the Big West captured its highest computer ranking in ten years when it finished 16th among the 31 Division I conferences. The Long Beach State men reached the NCAA Tournament for the first time in 12 years. The Big West's women's basketball computer rankings also saw a dramatic rise of five spots to 23rd nationally. UC Riverside represented the Big West women in the postseason for the second consecutive season.

BIG WEST HISTORY

Two swimmers captured All-America accolades at the NCAA Men's and Women's Swimming and Diving Championships as UC Santa Barbara senior Pat Cary earned the honor in the 200 fly while UC Irvine junior Chelsea Nagata reached that status in the 100 fly. Cary later earned the honor as collegeswimming.com Mid-Major Swimmer of the Year.

The Big West generated more momentum in the spring sports season. In a year where the conference sent an all-time high 22 athletes to the 2007 NCAA Championships, the Big West claimed eight track and field All-Americans by the end of the meet. Long Beach State's Brent Gray (200-meter dash) and Kim Heinz (javelin), UC Santa Barbara's Amy Haapenen (hammer), Stephanie Rothstein (10,000 meter run) and Eugene Bradley (hammer), Cal Poly's Sharon Day (high jump) and Aris Borjas (javelin), and Andrews of Cal State Northridge were the representatives.

In women's tennis, two teams (Long Beach State and UC Irvine) represented the Big West Conference in the NCAA tournament for the first time ever. The 49ers reached the NCAA's for the fourth consecutive year while the Anteaters gained the Big West's first-ever at-large bid. UCI's Mike Edles was recognized as the Wilson/ITA West Region Coach of the Year. On the men's side, UC Santa Barbara made its second straight postseason appearance. Gaucho freshman Philip Therp also competed in the NCAA Men's Tennis Singles Championship.

In women's golf, UC Irvine's team finished 19th in the NCAA championship. Also, Long Beach State junior Kay Hoey earned second team All-America honors and participated in the NCAA's for the second time in her career. The UCI men's golf team qualified for NCAA regional play for the sixth time in seven years.

Five Big West teams (Cal Poly, Cal State Fullerton, Cal State Northridge, UC Santa Barbara, and Pacific) advanced to the NCAA Tournament in softball. Only three conferences, the Pac-10, the Southeastern, and the Big 12 placed more teams into the tournament. The five berths ranked second all-time in conference history, behind only the six in 1992. Cal State Fullerton's Titans won their regional tournament in Columbus, Ohio to advance to the Super Regionals, where they fell to eventual national champion Arizona. The Mustangs captured their first Big West softball championship, and with it, their first NCAA Tournament bid. The Big West also extended its streak of having at least one All-America selection as three players earned the distinction in 2007 – Cal Poly's Lisa Modglin, and Pacific's Gina Carbonatto and Jennifer Curtier.

Finally, in baseball the Big West was represented by four teams in the national tournament when UC Riverside and Long Beach State joined the Anteaters and Titans. The four postseason representatives were the most for the conference since having four entries in 1996. A record 43 players were also drafted by major league clubs in the 2007 MLB First-Year Player Draft. And, UCI's Dave Serrano was honored as National Coach of the Year by Baseball America. In addition to the representation at the CWS, 14 Big West student-athletes earned All-America honors.

In all, 24 Big West teams and 37 (22 track, 7 men's swimming, 5 women's swimming, 1 women's cross country, 1 women's tennis, 1 women's golf) individual athletes participated in NCAA postseason play this past season. Of those 37 athletes, 11 earned All-America status. As a whole (round robin and individual sports), the Big West had 38 All-Americans in 11 sports. In addition to two National Coaches of the Year (Vom Steeg and Serrano), four other individuals were named West Region or West District Coaches of the Year (UCI's George Kuntz/Men's Soccer, UCSB's Pete Dolan/Men's Cross Country, UCI's Mike Edles/Women's Tennis and CSUN's Don Strametz/Men's Track and Field).

The Beginning

The Big West Conference was formed as the Pacific Coast Athletic Association on July 1, 1969. However, the unofficial history of the conference pre-dates that point of time, extending back to 1967.

Cal State LA, Fresno State, Long Beach State and San Diego State were members of the California Collegiate Athletic Association, long recognized as the nation's premier college circuit.

That conference was classified college division, and therein lay a major source of dissatisfaction. Since 1963, the four institutions had captured 16 national titles. The number swelled to 21 if the mythical football championships were included.

With no more territory to conquer at the college division, a step up to university ranks had to be considered.

At the time, San Jose State, UC Santa Barbara and Pacific were members of the West Coast Athletic Conference but were enduring a strained relationship due to the limit of conference sports sponsored. That, plus the fact that national football figures UOP and SJSU were already competing as independents, led the schools to pursue a more broad-based conference alignment.

Therefore, officials of the seven colleges and universities assembled as a body in May of 1969, tied up loose ends and less than two months later the PCAA was born.

Direction in the early days of the conference came from such men as Dr. Stephen Goodspeed, vice-chancellor at UC Santa Barbara, the first president and chairman of the founders committee. J. Kenneth Fagans provided guidance as the league's first commissioner. Jesse T. Hill, one of the nation's most successful directors of athletics at USC, followed Fagans as the conference's first full-time commissioner.

SJSU was already labeled a university division school in all sports when the PCAA emerged. San Diego State and Pacific were granted university division status in the summer of 1970 and the remaining conference members shed the college division moniker by 1972.

The original PCAA lineup changed in the early years and by 1975, charter members UCSB and CSLA had dropped football and SDSU left the conference in football only. In 1974, Cal State Fullerton moved into the conference. By 1977, UC Irvine joined the Big West and UCSB was back in — both as non-football playing institutions — while Utah State became the first non-California member of the circuit, transforming the PCAA into a regional conference.

UNLV (1981) and New Mexico State (1984) soon followed suit, bringing the league's membership to 10 universities.

In the fall of 1983, the PCAA became the first western conference to incorporate women's athletic programs into the conference. Charter women's members UC Irvine, UC Santa Barbara and UNLV competed in five championships.

By the end of 1985, Pacific, Hawai'i, Cal State Fullerton, Long Beach State, San Diego State, Fresno State and San Jose State had joined the

women's conference. The PCAA upped its women's sponsorship to eight championships. The PCAA began its 20th year of existence in 1988 by changing its name to the Big West Conference. With the inclusion of the states of Utah, Nevada, and New Mexico, the term "Big West" more accurately represented the conference. Since the name Big West has been used, conference teams have won nine NCAA team championships, establishing the Big West's winning identity that is recognized nationally. Even though the Big West is again an all-California conference, the name Big West still embodies the identity, history, and tradition of excellence the conference has achieved, making it a well-known entity in collegiate athletics.

Big West Conference Membership Profile

School	Season Joined	Length of Membership	Enrollment
Cal Poly	1996-97	11 years	18,400
Cal State Fullerton	1974-75	33 years	35,000
Cal State Northridge	2001-02	6 years	33,000
Long Beach State	1969-70	38 years	34,620
UC Davis	2007-08	1 year	30,475
UC Irvine	1977-78	30 years	25,000
UC Riverside	2001-02	6 years	17,000
UC Santa Barbara	1969-70 through 1973-74 and 76-77	36 years	20,847
Pacific	1971-72	36 years	6,000

BIG WEST STAFF



Dennis Farrell

Commissioner

28th season

From 1994 to 1997 he served on the important NCAA Council and from 1991 to 1997 he sat on the NCAA Two-Year College Relations Committee (including serving as its chair from 1992 to 1995). He currently serves as the Division I-AAA Vice President of the Collegiate Commissioners Association and is chair of the NCAA Baseball Issues Committee. Farrell also is presently a member of the Los Angeles Sports Council which is active in securing, marketing and administering major athletic events for the Southern California area.

Before joining the Big West, Farrell was the sports information director for nearly three years at Saddleback Community College in Mission Viejo, Calif. A 1974 graduate of San Diego State University, Farrell worked for the Daily Californian newspaper in El Cajon and radio station KDEO while attending college. From 1975 to 1977, he was employed as sports editor of the Saddleback Valley News in Mission Viejo. He also worked in the sports department of the Orange County edition of the Los Angeles Times.

Farrell and his wife, Charlene, reside in Coto de Caza and have two sons, Timothy and Michael.

The 2007-08 academic year marks the 16th year in Dennis Farrell's tenure as commissioner of the Big West Conference, but 28th season on staff. He is the fourth full-time commissioner in the 38-year history of the Big West, following Jess Hill (1972-78), Lew Cryer (1978-88) and Jim Haney (1988-92).

Prior to assuming the role of commissioner on July 1, 1992, Farrell served the conference in various capacities as an assistant/associate commissioner since joining the conference in 1980. During his Big West tenure, Farrell has acted as the primary rule interpreter, championship administrator, schedule coordinator and director of the league's successful postseason basketball tournament.

Farrell has actively represented the Big West on the national and regional level.



Rob Halvaks

**Senior Associate
Commissioner**

16th season

Rob Halvaks is in his 16th season with the conference office. Halvaks is responsible for office and financial administration, is the tournament director for the Big West Men's and Women's Basketball Tournament, and has sports management responsibilities for men's and women's basketball and baseball. Halvaks is a member of the NCAA Division I Championships/Competition Cabinet and is chair of the NCAA Playing Rules Oversight Panel. He is also the conference's staff liaison to the Mountain Pacific Sports Federation.

Halvaks is a faculty member in the University of San Francisco's Sport Management Graduate Program.

Prior to joining the Big West staff, Halvaks served as the associate executive director of the Orange County Sports Association (1989-92), which annually produced the Disneyland Pigskin Classic and the Freedom Bowl at Anaheim Stadium. Halvaks was a member of the athletics department staff at UC Irvine from 1979 to 1989, serving in a variety of positions, including sports information director, business manager and senior associate athletics director.

A 1975 graduate of the University of Michigan with a Bachelor's in Communications, Halvaks earned a 1979 Master's in Sports Administration from Ohio University. He served a year (1978) as assistant sports information director at Georgia Tech.

Halvaks and his wife, Jill, reside in Irvine with their sons, Brett and Ryan.



Jody McRoberts

**Associate
Commissioner**

25th season

Jody McRoberts is in her 25th year as a member of the Big West office staff. McRoberts was elevated to associate commissioner in the summer of 2002. She serves as the conference's senior woman administrator, scheduling coordinator for the association's round robin sports, and editor of the conference manual and media publications.

McRoberts functions as the league's meeting planner, is the league's primary administrator for men's and women's soccer and softball, and handles the conference awards program.

On the national front, she has served on the NCAA Division I Women's Soccer Committee.

Before arriving at the Big West offices, McRoberts was an assistant sports information director at UC Irvine (1982-83). She began her tenure with the Big West in 1983 as a publications assistant, and served as the league's information director from 1984 to 1990.

McRoberts earned a Bachelor's degree in English from Ohio University in 1982.

She and her husband, Lance, live in Lake Forest with their sons, Colin and Beau.



Erica Satterfield

**Assistant
Commissioner**

8th season

Erica Satterfield is in her eighth year with the conference office. She serves as the assistant commissioner for compliance and governance.

Satterfield's responsibilities include coordinating the review of student-athlete eligibility and institutional compliance, along with rules education of the members, and is the primary Big West/NCAA rule interpreter. She also oversees the processing of rules infractions and serves as the legislative specialist for the conference.

In addition, Satterfield serves as the staff liaison to the conference's Compliance Committee, Faculty Athletics Representatives and Student-Athlete Advisory Committee. She also oversees the sport of women's volleyball.

Satterfield graduated from UC Santa Barbara in 2000 with a Bachelor's degree in Business Economics.

Satterfield served as an intern in the conference office for two summers before taking on her full-time position. She also worked in the UCSB athletic department as a student assistant in marketing and promotions. Satterfield has done some work for Antelope Valley College, compiling a Title IX Self Study report.

Satterfield lives in Long Beach.



Mike Daniels

**Assistant
Commissioner**

10th season

Mike Daniels is in his 10th year with the conference office. Daniels' primary responsibilities include operation and coordination of the conference championships as well as marketing the conference's 17 sports.

Daniels coordinates the conference's television and basketball tournament marketing program and promotes the tournament to Big West constituency groups. He also assists with the league's sponsorship efforts and produces the Big West Tour.

In addition, Daniels serves as the operating manager for the Big West Basketball Tournament and is the tournament director for the cross country, swimming, golf, tennis and track championships. He also directs efforts in game management for the Big West's round robin sports and is involved in the conference website and information technology.

Prior to joining the Big West, Daniels was the assistant SID at the University of San Diego (1995-98), worked as the media relations director for the Rocky Mountain Athletic Conference (1994-95) and worked in the UC San Diego sports information office (1991-94).

A native southern Californian, Daniels received his MBA from San Diego State University in 1997. He graduated from UC San Diego in 1993 with Bachelor's degrees in Communications and Political Science.

Daniels and his wife, Julie, live in Aliso Viejo with their sons, Zachary and Matthew.

BIG WEST STAFF



Mike Villamor

**Information
Director**

11th season

Mike Villamor is in his 11th year with the Big West and fifth as the league's information director.

His role with the conference includes overseeing and coordinating all media relations projects, including the Big West website. In addition, his sports responsibilities are women's soccer, men's basketball, golf and tennis, in which he produces annual publications and weekly press releases.

He also oversees the conference's official website - www.bigwest.org. He helped coordinate the league's website redesign this past summer.

Villamor serves as the media coordinator for the Big West Basketball Tournament and oversees the basketball tournament program.

A member of the United States Basketball Writers Association (USBWA), Villamor is the media coordinator for the 2008 NCAA Men's Basketball Tournament First and Second Rounds.

A native of Sacramento, Calif., Villamor graduated from Santa Clara in 1994 with a degree in Communications. He joined the Big West staff after serving as a public relations assistant for the West Coast Conference (1995-96). He also was the media relations director of the San Jose Grizzlies of the Continental Indoor Soccer League during the 1995 season. Villamor worked as a game-night media relations assistant for the San Jose Sharks (NHL) and San Jose SaberCats (AFL).

While at Santa Clara, he was the sports editor of the Santa Clara student newspaper.

Villamor resides in Irvine.



Steve Chen

**Video
Coordinator**

2nd season

Steve Chen enters his second year at the Big West Conference, overseeing the conference's live video streaming and video exchange programs.

His responsibilities include working in partnership with CSTV to develop media content for the conference. He currently oversees video streaming for five sports for the 2007-08 season, including women's volleyball, men's and women's basketball, baseball, and softball. He will add men's and women's soccer for the 2007-08 season.

Prior to coming to the Big West, Chen worked at UC Irvine as an assistant coach and in various other capacities for the men's basketball program from 2002-06.

Chen graduated from Cal State Fullerton in 2001 with a degree in computer science.

He and his wife, Kindra, live in Costa Mesa with their daughter, Danica.



Julie St.Cyr

**Associate
Information Director**

3rd season

Julie St.Cyr begins her third season with the Big West, serving as the league's associate information director.

Her duties with the conference include assisting in all media relations projects and helping to maintain the Big West official website. In addition, her sports responsibilities include baseball, women's basketball, volleyball and swimming and diving.

Prior to her arrival at the Big West, St.Cyr worked for three years at Cape Fear Community College as the assistant student activities and athletics coordinator and was the primary sports information contact. She also spent four years at South Carolina as the publications coordinator and was the contact for men's golf and men's soccer while overseeing women's soccer and cross country. St.Cyr has won 26 CoSIDA publications awards in her career.

St.Cyr, the third vice president for the National Collegiate Sports Writers of America (NCBWA) and a member of CoSIDA, also spent time in the Georgia State and Colorado State sports information offices and has interned with the Denver Broncos and Colorado Foxes.

St.Cyr graduated from Colorado State in 1998 with a degree in Technical Journalism/Public Relations. In 2001, she received her Master's in Sports Management from Georgia State.

St.Cyr resides in Huntington Beach.



Patricia Sampson

**Administrative
Assistant**

21st season

Patricia Sampson is in her 21st year with the conference office, serving as an administrative assistant.

Sampson's responsibilities include handling all billing and financial records. She also is responsible for the accounting and reporting of the Student Assistance Fund. She also assists the men's and women's basketball supervisors with the officials' contracts and their travel arrangements.

Sampson attended Woodbury University in the city of Burbank and has a degree in Business Administration.

She has two children: Rick and Cari, and has four grandchildren: Alix, Hunter, Brandon, and Taylor.

She lives in Costa Mesa with her husband Brian.



Big West President
Dr. David Snow
UC Irvine



Big West Vice President
Dr. Steve Walk
Cal State Fullerton



Chris Hargraves

**Assistant
Information Director**

2nd season

Chris Hargraves enters his second season as an assistant information director for the Big West Conference. His sports responsibilities include men's soccer, cross country, track and field and softball, while also assisting in media guide production and website maintenance.

Prior to his move to the Big West, he served as the Mid-Continent Conference media relations assistant for the 2005-06 school year.

Hargraves graduated from the University of Rochester (N.Y.) in May 2005 with a Bachelor's degree in political science and a minor in religion. As an undergraduate student, he worked in the sports information department for four years covering 10 different sports. Hargraves served in a number of capacities during his tenure at the University of Rochester, including a stint as a media contact for the 2005 Division III Men's Basketball Final Four in Salem, Va.

He was also a member of the Yellow Jackets football team for four years. During that time, he amassed three varsity letters to go along with All-Rookie and All-UAA selections.

Hargraves resides in Tustin.



Heather Pierson

**Administrative
Assistant**

3rd season

Heather Pierson enters her third season at the Big West and provides administrative support for the league's officiating and compliance programs. In addition, she assists the business, marketing and information departments.

Prior to working at the Big West, Pierson was the curriculum coordinator for the after school program at St. John's Lutheran School in Orange. She also taught elementary school in Mesa, Ariz.

The Arizona native received her bachelor's degree in Elementary Education from Arizona State in 2001, and her master's in Special Education in 2004. She is currently in her final year at Whittier Law School.

Pierson resides in Orange.



Administrative Liaison
Stan Morrison
UC Riverside



Coordinator of Officials
John Dangleis



BIG WEST BASKETBALL MOMENTS

THE 1970s

Ever since the Big West Conference first hit the hardwood during the 1969-70 season, the league has enjoyed a large measure of success on the court. Attention came quickly, due in large part to the excellent basketball program at Long Beach State during the early 1970s.

En route to six straight conference titles (1970-75), the Beach made successive NCAA Tournament appearances from 1970 to 1973. The 49ers twice reached the doorstep of the Final Four, only to be eliminated by UCLA in the 1971 and 1972 West Regional Finals. Long before Jerry Tarkanian built his "Desert Dynasty" at UNLV, he put Long Beach State and the then Pacific Coast Athletic Association on the NCAA hoop map by constructing 49er teams with Olympian and two-time consensus All-American Ed Ratleff, as well as All-Americans George Trapp, Chuck Terry, Sam Robinson, Leonard Gray, Glenn McDonald, Bob Gross and the Pondexter brothers, Clifton and Roscoe. Perhaps the best team, but least remembered in conference basketball annals, was the 1974 Long Beach State squad which went 24-2 and 12-0 in league play under Lute Olson, but due to NCAA sanctions was unable to test its strength in the NCAA postseason market.

While change in the PCAA lineup was evident in the latter 1970s with the return of charter member UC Santa Barbara, the defection of San Diego State and the addition of Utah State, Cal State Fullerton staged the conference's most memorable event of the decade by capturing the imagination of the nation in its Cinderella quest for a Final Four berth.

After a third place league finish, the Titans raised a few eyebrows by bouncing regular season league champ San Diego State in the PCAA Tournament semis and then knocking off Long Beach State in the tourney championship to earn the conference's NCAA automatic berth. But for the Titans, the giant killing was just beginning. Bobby Dye's squad, led by Greg Bunch, then turned on nationally-ranked University of New Mexico (with Michael Cooper) and the University of San Francisco (with Bill Cartwright) and promptly eliminated them. While "Cal State Disneyland" had succeeded in winning the hearts of the nation's basketball fans, the scrappy Titans came up a few buckets short in losing to Arkansas, 61-58. Although the Fullerton carriage turned into a pumpkin in the end, that 1978 Titan team remains as one of the greatest underdog over-achievers in the history of the game.

The 1977-78 season also marked the beginning of the Boyd Grant era at Fresno State. The Bulldogs did an about face in their first season under Grant, going 21-6 after a 7-20 mark the previous year. But the best was yet to come. Under Grant, Fresno State would go on to make five consecutive postseason appearances.

Not to be overlooked, the PCAA was the first western conference to introduce a postseason tournament in 1976. While other conferences have since added similar postseason jamborees, the Big West will hold its 29th annual hoop extravaganza this March 10-13.

NCAA's WINNINGEST PROGRAMS OF THE '70s

Rnk.	School	W	L	Pct.
1.	UCLA	273	27	.910
2.	Marquette	251	41	.860
3.	Pennsylvania	223	56	.799
4.	North Carolina	239	65	.786
5.	Kentucky	223	69	.764
6.	Louisville	224	70	.762
7.	Syracuse	213	69	.755
8.	LONG BEACH STATE	203	68	.749
9.	Oral Roberts	161	59	.732
10.	Florida State	201	74	.731

THE 1980s

Under Grant, Fresno State started the 1980s in high gear, winning PCAA crowns and NCAA berths in 1981 and 1982 on its way to five straight postseason appearances from 1981 to 1985. This run was highlighted by the 1983 squad which won the NIT championship. Even after UNLV joined the circuit in 1982-83, Fresno State, with the likes of bookend forwards Ron Anderson and Bernard Thompson, pushed the Rebels for the conference title. The two teams met in the 1983 and 1984 PCAA Tourney title games -- both contests proved to be thrillers. Thanks to an Eric Booker buzzer-beating trey, UNLV beat FSU, 66-63, in OT to win the 1983 game only to see the Bulldogs win by two points, 51-49, in 1984.

By this time, Jerry Tarkanian, who had orchestrated successive championship squads (1970-74) at Long Beach State, was on his way to nine straight league crowns at UNLV. Tark's troops compiled a 113-11 conference record from 1983 through 1989. Five Players of the Year - Sidney Green (1983), Richie Adams (1984 & 85), Anthony Jones (1986), Armon Gilliam (1987) and Stacey Augmon (1989) - paved the way for UNLV to win 13 NCAA Tournament games

in a six-year span, including a Final Four trip in 1987 and an Elite Eight showing in 1989.

While it was UNLV who earned top billing in the 1980s, the decade was also highlighted by several other key happenings. An infusion of head coaches -- Bill Mulligan at UC Irvine (1981), Jerry Pimm at UC Santa Barbara (1984), Neil McCarthy at New Mexico State (1986) and Joe Harrington (1988) at Long Beach State -- turned the tide of each of those basketball programs.

Mulligan brought a fast paced, high scoring game to the conference and instant recognition to the UCI program with All-American standout Kevin Magee. Mulligan would produce a cast of future NBA players, a couple of NIT appearances and more than a few upsets of UNLV and UCLA before calling it a career after the 1991 season.

It took Pimm until 1987 to get his first winning team at UC Santa Barbara. But, the Gauchos wasted no time in building on that as the Brian Shaw-led ballclub of 1988 went on to the NAAs. That season marked the first of three straight 20-win teams. Pimm's 1989 squad closed out the 1980s with its second of three consecutive postseason appearances.

With UNLV's national stature at an all-time high, the rest of the conference gained greater national exposure. Since 1988-89, the league has been featured on ESPN. With thunderous crowds on hand, upstart programs UC Santa Barbara and New Mexico State soon became hot tickets -- climbing in both the TV ratings and national rankings.

NCAA's WINNINGEST PROGRAMS OF THE '80s

Rnk.	School	W	L	Pct.
1.	North Carolina	281	63	.817
2.	UNLV	271	65	.807
3.	Georgetown	269	69	.796
4.	DePaul	235	67	.778
5.	Temple	225	78	.743
6.	Syracuse	243	87	.736
7.	UTEP	227	82	.735
8.	Oklahoma	245	90	.731
9.	Kentucky	233	86	.730
10.	St. John's	228	85	.728

Big West 20-Year All-Star Team

In conjunction with the Big West Conference's 20-year anniversary in 1988-89, a panel of past and present conference media, coaches and other league officials compiled the Big West's Double-Decade All-Star Basketball Team. Here's a look at who was considered the best 10 players from the league's first 20 years.

BIG WEST DOUBLE-DECADE FIRST TEAM

Name	Pos.	Years	School
Ed Ratleff	F	1971-73	Long Beach State
Kevin Magee	F	1981-82	UC Irvine
Leon Wood	G	1982-84	Cal State Fullerton
Armon Gilliam	F	1985-87	UNLV
Ron Cornelius	F-C	1978-81	Pacific

BIG WEST DOUBLE-DECADE SECOND TEAM

Name	Pos.	Years	School
Sidney Green	C	1983	UNLV
Ricky Berry	G	1986-88	San Jose State
Greg Grant	F	1983-86	Utah State
George Trapp	F	1970-71	Long Beach State
Brian Shaw	G	1987-88	UC Santa Barbara

Most Valuable Player: Ed Ratleff, Long Beach State

THE 1990s

The beginning of the 1990s saw Joe Harrington cap his three-year stay at Long Beach State with a 23-9 squad - the Beach's best showing since 1977. It also marked the 49ers' third straight finish in the conference's upper division and their second trip to the National Invitation Tournament in three years.

The 1990 season was notable for New Mexico State. Under Neil McCarthy, the Aggies earned their first NCAA Tournament berth since 1979 after gaining a share of the Big West title with eventual national champ UNLV. The Aggies' national attention continued to grow with NCAA bids in 1991 and again in 1992, resulting in a "Sweet 16" showing, and in 1993, advancing to the second round.

UNLV won the crown jewel of college basketball in 1990 with its first ever national championship, defeating Duke, 103-73. Consensus All-America selection Larry Johnson, who would be named College Basketball's Player of the Year and become the NBA's No. 1 draft pick the following year, was the difference in getting Jerry Tarkanian to the promised land.

BIG WEST BASKETBALL MOMENTS

The Runnin' Rebs with Johnson, Stacey Augmon and Greg Anthony made a run at repeating their NCAA title - winning their first 34 games the next season - but were upset by Duke in the 1991 Final Four semifinals. Still, UNLV earned a place in college basketball history as one of the most dominant ever.

In 1993, Rolie Massimino brought his coaching talents to the Big West, leaving Villanova to head up the UNLV program. The 1992-93 season also saw New Mexico State unseat the Runnin' Rebels as the conference regular season champion for the first time since 1983.

The 49ers of Long Beach made an impact on the Big West by winning the tournament championship and receiving the conference's automatic berth in the NCAA Tournament. In the process, Lucious Harris established himself as the top scorer in Big West history with 2,312 career points.

The 1993-94 season was a topsy-turvy year in the Big West. Just when it looked like New Mexico State was going to run away with the regular season title, the Aggies finished with a 4-5 conference record over the last half of the season. However, New Mexico State did claim its second consecutive regular season conference crown with a 12-6 league mark. In one of the tightest conference races ever, Long Beach State, Utah State and San Jose State each finished with 11-7 league records, followed closely by Pacific and UNLV at 10-8.

The conference tournament, which was played for the first time out of the state of California, was just as wild as the regular season. The tourney, which was played at the Thomas & Mack Center in Las Vegas, certainly provided plenty of electricity for the "City of Lights." Top-seeded New Mexico State claimed its second tourney title in three years by downing 10th seeded UC Irvine, 70-64, in the title game. UCI marched through the tournament behind the hot hand of Chris Brown in beating UC Santa Barbara, Utah State and Pacific, before falling to NMSU.

The 1994-95 season saw Utah State capture its first conference title in 15 years, posting a 14-4 conference record under second-year coach Larry Eustachy. The team was led by conference player of the year Eric Franson, who took the league's scoring title, averaging 18.4 points per game. The Aggies recorded a 21-8 overall record, the best finish since 1988, and earned a berth in the NIT. Long Beach State emerged as the tournament champion as the No. 3 seed. The 49ers beat Nevada in the championship game 76-69 in overtime to take the title, advancing to the NCAA Tournament for the second time in three years.

Nevada made great strides under second-year coach Pat Foster, finishing in fourth place with a 12-6 conference record. The 12 victories were two more wins than the team produced the previous two seasons combined. New Mexico State continued its winning ways, posting a 25-10 record. It marked the seventh straight season NMSU had won more than 20 games. One of the highlights for the Aggies was advancing to the finals of the Preseason NIT.

The 1995-96 season was marked with a change in the conference tournament from Las Vegas to Reno and a change in format from 10 teams to six teams. Long Beach State won its first conference championship in 21 years, and San Jose State made a "Cinderella" run through the league tournament, winning the title as the sixth seed on a three-pointer in overtime. The Spartans' tournament title ended an era in Big West basketball as the Spartans, along with UNLV, completed their last season of basketball in the conference.

The closing of that chapter opened a new one for the 1996-97 campaign as four new schools entered the Big West. Boise State, Cal Poly, Idaho and North Texas joined the hoops loop, bringing the total of basketball playing institutions to 12. For the first time in league history, basketball playing schools were divided into two divisions, Eastern and Western. The Eastern Division was made up of Boise State, Idaho, Nevada, New Mexico State, North Texas and Utah State, while the Western Division was made up of Cal Poly, Cal State Fullerton, Long Beach State, UC Irvine, UC Santa Barbara and Pacific.

The Eastern Division dominated play in the 1996-97 regular season, owning a 25-11 record in cross division games. New Mexico State, Nevada and Utah State all tied for the Eastern Division regular season title at 12-4, while Pacific posted the same record to win the Western Division. After opening the season with a loss at Fresno State, UOP ran off 16 straight wins, including a 7-0 start in league games. The Tigers went on to capture the conference championship by beating Nevada in the finals of the league tournament. Pacific earned the league's automatic berth in the NCAA Tournament, while Nevada was invited to the NIT. The Wolf Pack stunned a sold out crowd at Fresno State with a 97-86 win. Nevada then got a home game for the second round, selling out Lawlor Events Center. Nebraska came to town and muscled its way to a 78-68 win over Nevada.

The 1997-98 season saw three new head coaches enter the league in Vic Trilli at North Texas, David Farrar at Idaho and Pat Douglass, who has three NCAA Division II National Championships, at UC Irvine. Utah State won the Big West Conference Tournament with a 78-63 win over Pacific. The two teams won their respective divisions in regular season conference play.

Two more new coaches entered the Big West scene during the 1998-99 season. Stew Morrill took over the head job at Utah State while Bob Williams took the reins at UC Santa Barbara. Williams' Gauchos began the season with a 0-8 mark before winning 15 of their last 20 games and winning the Western Division. Williams was also named Big West Coach of the Year. Meanwhile New Mexico State and Boise State tied for the Eastern Division title and ended up meeting in the championship game of the Big West Tournament. The Aggies were victorious, 79-69, and advanced to the NCAA Tournament.

NCAA's WINNINGEST PROGRAMS OF THE '90s

Rk.	School	W	L	Pct.	Rk.	School	W	L	Pct.
1.	Kansas	286	60	.827	10.	Arkansas	259	81	.762
2.	College of Charleston	191	42	.820	11.	UCLA	240	79	.752
3.	Kentucky	282	63	.817	12.	Cincinnati	245	83	.747
4.	Arizona	258	65	.799	13.	Massachusetts	237	94	.716
5.	Duke	271	78	.777	14.	Syracuse	232	92	.716
6.	North Carolina	270	78	.776	15.	Xavier	217	86	.716
7.	Connecticut	259	75	.775	16.	Indiana	229	94	.709
8.	Utah	250	76	.767	17.	New Mexico State	219	91	.706
9.	Princeton	210	64	.766					

THE 2000s

Utah State head coach Stew Morrill made history during the 1999-2000 season. Morrill became only the third coach in league history to guide a team to a perfect record in league play with a 16-0 mark. The Aggies also tied Syracuse for the nation's longest winning streak, winning 19 straight. Long Beach State shared a bit of history with Utah State combining to have the best all-time winning percentage in conference play by the two top teams with a 33-1 record and .971 percentage against the rest of the conference. Utah State won the Big West Tournament title, advancing to the NCAA Tournament only to lose to Connecticut in the first round. Long Beach State and New Mexico State gained NIT berths, but lost their first round games on the road.

In 2001, Utah State and UC Irvine made headlines. The Aggies broke the conference's losing streak in the NCAA Tournament with a first round win over Ohio State. Big West teams had seven straight seasons without a win. UC Irvine won the Big West's regular season title with a 15-1 mark. It marked the first title in the program's history.

UC Santa Barbara ended Utah State's title reign in 2002 and became tournament champions with a 60-56 win in the Big West championship game. It was the first tournament title for the Gauchos. Also in 2001-02, UC Irvine's Jerry Green became the sixth player in Big West history to win Player of the Year honors back-to-back and moved into the Big West top 10 career charts in five categories.

UC Santa Barbara continued to rekindle the success of the 1990s, achieving a milestone in the 2002-03 season. The Gauchos won their first ever Big West regular season title with a 14-4 record, limiting their opponent under 60 points in 14 of those games. UCSB also earned consecutive postseason appearances for the first time since the 1991-92 and 1992-93 seasons. Utah State won its third Big West Tournament title in the last four years and nearly pulled off a monumental upset of Kansas in the first round.

The Big West made some noise on the national scene in 2003-04, advancing one school to the NCAA Tournament second round and sending another into the land of the top 25. The conference extended its streak with at least two postseason representatives to five straight years with Pacific making the NCAA Tournament and Utah State going to the National Invitation Tournament, respectively. The 12th-seeded Tigers made national headlines with its upset win of fifth-seeded Providence in the first round, claiming their first NCAA Tournament victory since 1971. Utah State had one of the finest seasons of any team in Big West history and deserved a better fate in terms of its postseason destination. The Aggies amassed the third-most victories in school history with 25 and their .862 (25-4) winning percentage was a school record. USU entered the top 25 for the first time in 33 years when it was listed No. 24 in the Associated Press poll on February 2, 2004. The Aggies spent seven straight weeks ranked in the top 25, and yet when the NCAA Tournament bracket was announced, Utah State was not among the 65 teams invited.

The 2004-05 season will be best remembered for Pacific winning an NCAA Tournament first round game for the second straight year, defeating another Big East Conference opponent in Pittsburgh. The Tigers also finished the year ranked No. 22 in the country. Utah State gave the Big West a second representative in the NCAA Tournament, marking the first time since 1993 the conference sent multiple teams to the Big Dance. Cal State Fullerton also made waves with its two wins in the National Invitation Tournament. The Big West officially became an all-California conference as Idaho and Utah State departed following the 2004-05 season.

In 2005-06, Pacific made its third consecutive NCAA Tournament appearance, and nearly pulled off its third straight first round victory. The Tigers lost a heartbreaking double overtime battle to Boston College, but still finished with a 24-8 season. In addition, the three straight NCAA trips was the most for a Big West school since former member New Mexico State's five-year run from 1990-94. Pacific also earned its third consecutive regular season league title.

Long Beach State returned to the NCAA Tournament following a 12-year absence to highlight the 2006-07 season. The 49ers posted a 24-8 record, winning 22 of their last 26 games. They earned a No. 12 seed and faced Tennessee in the first round, LBSU's first Big Dance encounter since 1995. Overall, the league experienced improvement throughout, with six of the eight schools upping their win totals from the previous season. The 2006-07 campaign also featured the first double overtime game in Big West Tournament history, a 100-92 thriller won by Cal State Fullerton over Pacific.



PLAYERS DRAFTED TO THE PROS

Player, School	Rnd	Team
1970		
Sam Robinson, Long Beach State	1st	Miami (ABA)
Billy Jankans, Long Beach State	3rd	Pittsburgh (ABA)
Ron Knight, Cal State Los Angeles	5th	Portland
Coby Dietrick, San Jose State	10th	San Francisco

1971		
George Trapp, Long Beach State	1st	Atlanta
Darnell Hillman, San Jose State	1st	San Diego
	1st	Indiana (ABA)
Doug Rex, UC Santa Barbara	7th	Miami (ABA)
	11th	San Diego
Gary Schneider, San Diego State	—	San Diego

1972		
Chuck Terry, Long Beach State	2nd	Milwaukee
	3rd	Pittsburgh (ABA)
Eric McWilliams, Long Beach State	3rd	Philadelphia
	7th	Utah (ABA)
John Gianelli, Pacific	2nd	Houston
	2nd	Pittsburgh (ABA)
*Ed Ratleff, Long Beach State	4th	Indiana (ABA)
*Nate Stephens, Long Beach State	4th	Boston
	5th	Indiana (ABA)
John Tschogl, UC Santa Barbara	4th	Golden State
	14th	Denver (ABA)
Michael Jackson, CS Los Angeles	6th	Utah (ABA)
	7th	Houston
Bob Lynn, Long Beach State	7th	Portland
Jerry Pender, Fresno State	7th	Chicago
	10th	Denver (ABA)
Rodney Murray, CS Los Angeles	9th	Philadelphia
Mose Adolph, CS Los Angeles	14th	Utah (ABA)
	—	Portland
Lamont King, Long Beach State	14th	Denver (ABA)

1973		
Ed Ratleff, Long Beach State	1st	Houston
	1st	Denver (ABA)
*Raymond Lewis, CS Los Angeles	1st	Philadelphia
	1st	Memphis (ABA)
*Leonard Gray, Long Beach State	2nd	Utah (ABA)
	3rd	Atlanta
Nate Stephens, Long Beach State	5th	Golden State
	6th	San Diego (ABA)
Chris McMurray, San Diego State	8th	San Diego (ABA)

1974		
*Clifton Pondexter, Long Beach State	1st	Chicago
	1st	San Diego (ABA)
Glenn McDonald, Long Beach State	1st	Boston
Leonard Gray, Long Beach State	2nd	Seattle
*Roscoe Pondexter, Long Beach State	3rd	Boston
	10th	Denver (ABA)
John Errecart, Pacific	6th	Golden State
	—	Denver (ABA)
Clarence Allen, UC Santa Barbara	8th	Golden State

1975		
Bob Gross, Long Beach State	2nd	Portland
	3rd	Kentucky (ABA)

1976		
Steve Copp, San Diego State	3rd	New Orleans
Bob Kovach, San Diego State	9th	Atlanta

1977		
Lloyd McMillian, Long Beach State	3rd	New York
Myron Jordan, Pacific	6th	Portland

1978		
Wayne Smith, UC Irvine	4th	Phoenix
Russ Coleman, Pacific	5th	Milwaukee
George Fowler, Pacific	8th	Phoenix
Rickey Williams, Long Beach State	10th	New Orleans

Player, School	Rnd	Team
1980		
Michael Wiley, Long Beach State	2nd	San Antonio
Dean Hunger, Utah State	4th	Houston
Francois Wise, Long Beach State	4th	Washington
Wally Rank, San Jose State	5th	San Diego

1981		
Brian Jackson, Utah State	2nd	Portland
Ron Cornelius, Pacific	3rd	LA Lakers
Craig Dykema, Long Beach State	3rd	Phoenix
Pete Verhoeven, Fresno State	4th	Portland
Doug Murrey, San Jose State	9th	Golden State
Sid Williams, San Jose State	9th	Portland

1982		
Kevin Magee, UC Irvine	2nd	Phoenix
Rod Higgins, Fresno State	2nd	Chicago
Richard Anderson, UC Santa Barbara	2nd	San Diego
Craig Hodges, Long Beach State	3rd	San Diego
Dino Gregory, Long Beach State	4th	Washington
Donald Mason, Fresno State	5th	Philadelphia
Leo Cunningham, Utah State	7th	Philadelphia
Matt Waldron, Pacific	7th	Golden State
Grant Taylor, UC Irvine	10th	Portland
Randy Whieldon, UC Irvine	10th	Portland

1983		
Sidney Green, UNLV	1st	Chicago
Chris McNealy, San Jose State	2nd	Kansas City
Larry Anderson, UNLV	3rd	Cleveland
York Gross, UC Santa Barbara	4th	Denver
Desi Barmore, Fresno State	7th	New York
Ricky Mixon, Cal State Fullerton	8th	LA Lakers
Darrell Johnson, San Jose State	10th	Houston
Michael Zeno, Long Beach State	10th	Golden State

1984		
Leon Wood, Cal State Fullerton	1st	Philadelphia
Bernard Thompson, Fresno State	1st	Portland
Ron Anderson, Fresno State	2nd	Cleveland
Steve Colter, New Mexico State	2nd	Portland
Ben McDonald, UC Irvine	3rd	Cleveland
Bob Thornton, UC Irvine	4th	New York
Jeff Collins, UNLV	4th	Phoenix
Ozell Jones, Cal State Fullerton	4th	San Antonio
George Turner, UC Irvine	7th	Dallas
Joedy Gardner, Long Beach State	7th	Houston
Danny Tarkanian, UNLV	8th	San Antonio
Eric Booker, UNLV	8th	Utah
Paul Brozovich, UNLV	8th	Golden State
Frank Rodriguez, New Mexico State	10th	San Antonio

1985		
Richie Adams, UNLV	4th	Washington
Tony Neal, Cal State Fullerton	6th	LA Lakers
Ed Catchings, UNLV	7th	Dallas
Frank James, UNLV	7th	Detroit

Player, School	Rnd	Team
1986		
Anthony Jones, UNLV	1st	Washington
Johnny Rogers, UC Irvine	2nd	Sacramento
Kevin Henderson, Cal State Fullerton	3rd	Cleveland
Tod Murphy, UC Irvine	3rd	Seattle
Conner Henry, UC Santa Barbara	4th	Houston
Kerry Boagni, Cal State Fullerton	5th	Utah
Gilbert Wilburn, New Mexico State	6th	Cleveland
John Flowers, UNLV	6th	Sacramento
Greg Grant, Utah State	6th	Detroit

1987		
Armon Gilliam, UNLV	1st	Phoenix
Freddie Banks, UNLV	2nd	Detroit
Brent Counts, Pacific	5th	Phoenix
Brian Vaughns, UC Santa Barbara	5th	Milwaukee
Kenny Travis, New Mexico State	5th	LA Lakers
Gary Graham, UNLV	6th	Indiana

1988		
Ricky Berry, San Jose State	1st	Sacramento
Brian Shaw, UC Santa Barbara	1st	Boston
Morlon Wiley, Long Beach State	2nd	Dallas
Gerald Paddio, UNLV	3rd	Boston

1990		
Cedric Ceballos, Cal State Fullerton	2nd	Phoenix

1991		
Larry Johnson, UNLV	1st	Charlotte
Stacey Augmon, UNLV	1st	Atlanta
Greg Anthony, UNLV	1st	New York
George Ackles, UNLV	2nd	Miami
Randy Brown, New Mexico State	2nd	Sacramento

1992		
Elmore Spencer, UNLV	2nd	LA Clippers

1993		
+J.R. Rider, UNLV	1st (5)	Minnesota
Lucious Harris, Long Beach State	2nd	Dallas
Bryon Russell, Long Beach State	2nd	Utah

1997		
*James Cotton, Long Beach State	2nd	Denver

1998		
+Michael Olowokandi, Pacific	1st (1)	LA Clippers

1999		
Roberto Bergersen, Boise State	2nd	Atlanta

2000		
*Kaniel Dickens, Idaho	2nd	Utah

2004		
Pape Sow, Cal State Fullerton	2nd	Miami

*Drafted as an underclassman
+Lottery pick

Cal State Fullerton's Pape Sow was drafted in the second round of the 2004 NBA Draft by the Miami Heat. After being traded to Toronto, Sow has played in parts of three seasons with the Raptors.



BIG WEST BASKETBALL TOURNAMENT

33rd Annual Big West Men's Basketball Tournament

March 12-15, 2008 • Anaheim Convention Center Arena • Anaheim, CA

The Big West Conference Men's and Women's Basketball Tournament returns to the Anaheim Convention Center Arena for the eighth consecutive year. Eight teams advance to this season's tournament at the Anaheim Convention Center, March 12-15. The first round games on Wednesday will include only teams seeded Nos. 5 to 8. Winners on Wednesday will advance to play teams seeded Nos. 3 and 4 on Thursday. Thursday's winners will meet teams seeded Nos. 1 and 2 in the semifinals on Friday. In each round, the highest seeded team playing that day will play the lowest remaining seeded team. The men's and women's tournament championship games will be on Saturday, March 15.

Wednesday, March 12

Seed #5

Gm 3

6 p.m. PST

Seed #8

Friday, March 14

Seed #1

Gm 11

**5:30 p.m. PST
(ESPNU delayed)**

Saturday, March 15

Gm 14

Thursday, March 13

Seed #3

Gm 7

**6 p.m. PST
KVMD-TV**

Lowest Remaining Seed

Seed #4

Gm 8

**30 minutes after
end of Game 8
KVMD-TV**

Highest Remaining Seed

Seed #6

Gm 4

**30 minutes after
end of Game 3**

Seed #7

Seed #2

Gm 12

**8:00 p.m. PST
(ESPNU live)**

Highest Remaining Seed



**8 p.m. PST
ESPN2**

MEN'S BRACKET

MEDIA INFORMATION

Site: Anaheim Convention Center Arena, Anaheim, CA
Capacity: 7,734
Television: KVMD • Thursday, March 13 • Quarterfinals
 ESPNU • Friday, March 14 • Semifinals
 ESPN2 • Saturday, March 15 • Championship

Requests for media credentials to the Big West Tournament must be made by the request form provided by the conference office or in writing on official letterhead of the respective media outlet. Priority will be given to: 1) certified media regularly covering Big West teams; 2) certified media filing from the scene; 3) certified media not filing from the scene.

Tournament credentials will not be mailed out. Instead, media will pick their credentials up at the media registration desk located at the arena. Parking passes will be mailed. For more information on credentials, call (949) 261-2525, or write the conference office at 2 Corporate Park, Suite 206, Irvine, CA, 92606, Attn: Mike Villamor.

2008 MEN'S TOURNAMENT SCHEDULE

Wednesday, March 12 - First Round

Seed No. 5 vs. Seed No. 8 6:00 pm PST
 *Seed No. 6 vs. Seed No. 7 *30 minutes after

Thursday, March 13 - Quarterfinals (KVMD-TV)

Seed No. 3 vs. Lowest Seed Remaining 6:00 pm PST
 *Seed No. 4 vs. Highest Seed Remaining *30 minutes after

Friday, March 14 - Semifinals (ESPNU)

Seed No. 1 vs. Lowest Seed Remaining ^5:30 pm PST
 *Seed No. 2 vs. Highest Seed Remaining 8:00 pm PST

Saturday, March 15 - Championship (ESPN2)

Championship Game 8:00 pm PST

*30 minutes after the conclusion of the game in the previous session
 ^Televised on a delayed basis at 10:30 pm on ESPNU



COMPOSITE SCHEDULE

Wednesday, October 31

#Cal State Maritime at **UC Davis** 7:00 pm
#Cal State Los Angeles at **Cal State Northridge** 7:05 pm

Thursday, November 1

#Cal State Dominguez Hills at **UC Santa Barbara** 7:00 pm
#Cal State Stanislaus at **Pacific** 7:00 pm

Friday, November 2

#UC San Diego at **UC Riverside** 7:00 pm

Saturday, November 3

#San Francisco State at **Long Beach State** 2:05 pm
#Cal State Stanislaus at **Cal Poly** 7:00 pm

Sunday, November 4

#Alaska-Anchorage at **Pacific** 4:30 pm

Tuesday, November 6

#Biola at **Cal State Fullerton** 7:05 pm
#Cal Baptist at **UC Irvine** 7:05 pm
#The Master's College at **Cal State Northridge** 8:00 pm

Friday, November 9

¹ **Cal Poly** vs. Massachusetts 3:15 pm
² **UC Santa Barbara** vs. Northwestern State 4:30 pm
Cal State Bakersfield at **Cal State Fullerton** 7:05 pm
Loyola Marymount at **UC Irvine** 7:35 pm

Saturday, November 10

¹ **Cal Poly** at Northern Iowa 8:15 pm
² **UC Santa Barbara** vs. Harvard 4:30 pm
³ **Pacific** vs. Western Michigan 6:30 pm
UC Riverside at Texas Tech 1:00 pm
Chicago State at **Cal State Northridge** 2:00 pm
Brigham Young at **Long Beach State** 2:05 pm

Sunday, November 11

¹ **Cal Poly** vs. Northern Illinois 2:30 pm
² **UC Santa Barbara** at Stanford 3:30 pm
³ **Pacific** at Oregon (Oregon Sports Network-Corcast) 6:00 pm
⁴ La Verne at **UC Davis** 4:30 pm
Cal State Los Angeles at **Cal State Fullerton** 3:05 pm

Monday, November 12

³ **Pacific** vs. Pepperdine 5:00 pm
UC Riverside at Texas-Arlington 8:00 pm

Tuesday, November 13

Long Beach State at Montana State 7:05 pm
^Nevada at **UC Irvine** 7:35 pm

Wednesday, November 14

⁴ **UC Davis** at New Mexico State 7:00 pm

Thursday, November 15

Cal Poly Pomona at **UC Santa Barbara** 7:00 pm
Utah State at **Cal Poly** 7:30 pm
UC Riverside at Eastern Washington 7:45 pm

Friday, November 16

⁴ **UC Davis** at Texas 7:00 pm

Saturday, November 17

Idaho State at **Long Beach State** 4:05 pm
UC Riverside at Gonzaga (KHQ/Seattle) 5:00 pm
Cal State Northridge at Pepperdine 7:00 pm
Cal State Fullerton at Southern Utah 7:00 pm
Utah State at **UC Irvine** 7:05 pm
Lewis and Clark at **Pacific** 7:30 pm

Sunday, November 18

⁴ **UC Santa Cruz** at **UC Davis** 4:00 pm

Tuesday, November 20

Cal Poly at Southern Utah 7:00 pm
San Francisco at **UC Santa Barbara** 7:00 pm

Wednesday, November 21

Long Beach State at Pepperdine 7:00 pm
Nicholls State at **UC Davis** 7:00 pm
Sacramento State at **Pacific** 7:00 pm
Cal State Bakersfield at **Cal State Northridge** 7:05 pm

Thursday, November 22

⁵ **UC Irvine** vs. Mississippi State (ESPNU) 11:00 am

Friday, November 23

⁵ **UC Irvine** at Anaheim Classic (ESPNU or ESPN2) TBA

Saturday, November 24

Portland State at **UC Davis** 7:00 pm
Idaho at **UC Riverside** 7:00 pm
Montana State at **UC Santa Barbara** 7:00 pm
Pacific at Saint Louis 7:00 pm

Sunday, November 25

⁵ **UC Irvine** at Anaheim Classic (ESPNU or ESPN2) TBA

Monday, November 26

Cal Poly at Arizona State 7:00 pm
Long Beach State at Washington (FSN Northwest) 7:30 pm

Tuesday, November 27

UNLV at **UC Santa Barbara** 7:00 pm

Wednesday, November 28

Cal State Northridge at Cleveland State 7:00 pm
Hope International at **UC Riverside** 7:00 pm
Cal State Fullerton at Arizona (FSN Arizona) 7:30 pm

Friday, November 30

⁶ **Cal State Northridge** vs. Duquesne 5:00 pm
Cal State Fullerton at Montana 7:00 pm

Saturday, December 1

⁶ **Cal State Northridge** at Drake/vs. NC Central 5:00/7:30 pm
UC Irvine at Utah (The Mtn. Network) 12:00 pm
UC Riverside at Minnesota 12:00 pm
Long Beach State at Saint Louis 1:00 pm
UC Davis at Brown 7:00 pm
UC Santa Barbara at Loyola Marymount (CSTV) 7:00 pm
Nevada at **Pacific** 7:00 pm

Sunday, December 2

Menlo College at **Cal Poly** 2:00 pm

Monday, December 3

UC Davis at Dartmouth 7:00 pm

Tuesday, December 4

UC Riverside at San Diego State 7:00 pm

Wednesday, December 5

Pepperdine at **UC Santa Barbara** 7:00 pm
Utah Valley State at **Cal State Northridge** 7:05 pm
Loyola Marymount at **Long Beach State** 7:05 pm
Pacific at San Francisco 8:00 pm

Friday, December 7

Oregon State at **UC Davis** 7:00 pm
Utah Valley State at **UC Santa Barbara** 7:00 pm

Saturday, December 8

Cal State Northridge at Gonzaga (KHQ/Seattle) 5:00 pm
Cal State Fullerton at Central Michigan 6:30 pm
Alaska-Fairbanks at **UC Irvine** 7:05 pm
Pepperdine at **Pacific** 7:30 pm

Sunday, December 9

Long Beach State at Hawai'i 5:00 pm
Cal Poly at Northern Arizona 6:35 pm

Wednesday, December 12

Cal Poly at Portland State 7:00 pm
Pacific at Santa Clara 7:00 pm

Saturday, December 15

Cal State Bakersfield at **Cal Poly** 7:00 pm
Loyola Marymount at **UC Riverside** 7:00 pm
Montana at **Pacific** 7:00 pm
San Francisco at **UC Irvine** 7:05 pm

Monday, December 17

Southern Utah at **Cal State Fullerton** 7:05 pm
Presbyterian at **UC Davis** 8:00 pm

Tuesday, December 18

San Francisco at **Long Beach State** 7:05 pm

Wednesday, December 19

UC Santa Barbara at Ball State 7:00 pm

Thursday, December 20

UC Irvine at Sam Houston State 7:00 pm
Montana at **Cal State Fullerton** 7:05 pm
Vanguard at **Cal State Northridge** 7:05 pm

Friday, December 21

UC Davis at Jackson State 7:00 pm

Saturday, December 22

UC Irvine at Texas A&M 1:00 pm
UC Santa Barbara at North Carolina (FSN South) 1:00 pm
Cal State Northridge at Washington (FSN Northwest) 3:00 pm
Wright State at **Cal State Fullerton** 3:05 pm
Cal Poly at USC 5:00 pm
Cal State Bakersfield at **UC Riverside** 7:00 pm
Pacific at Fresno State 7:00 pm

Friday, December 28

⁷ **Cal State Fullerton** vs. Furman 5:00 pm
⁸ **Long Beach State** at California 5:00 pm
Cal State Northridge at Utah Valley State 7:05 pm
UC Irvine at South Carolina 7:30 pm

Saturday, December 29

⁷ **Cal State Fullerton** at Saint Mary's/vs. Howard 5/7:30 pm
⁸ **Long Beach State** vs. Bucknell/North Dakota State 2:30/5 pm
UC Davis at UCLA (FSN PT) 4:30 pm
UC Riverside at USC 5:00 pm
Southern Utah at **Cal Poly** 7:00 pm
UC Santa Barbara at Eastern Washington 7:00 pm

Sunday, December 30

UC Irvine at Harvard 2:00 pm

COMPOSITE SCHEDULE

Wednesday, January 2

UC Davis at Cal State Bakersfield	7:00 pm
*UC Riverside at Pacific	7:00 pm

Thursday, January 3

*Long Beach State at UC Santa Barbara	7:00 pm
*Cal State Northridge at Cal Poly	7:00 pm

Friday, January 4

*UC Riverside at UC Davis	7:00 pm
*UC Irvine at Cal State Fullerton	7:05 pm

Saturday, January 5

*Cal State Northridge at UC Santa Barbara	7:00 pm
*Long Beach State at Cal Poly	7:00 pm
Pacific at Cal State Bakersfield	7:30 pm

Monday, January 7

*Cal State Fullerton at UC Riverside	7:00 pm
--------------------------------------	---------

Thursday, January 10

*UC Davis at Cal State Northridge	7:00 pm
*Cal Poly at Cal State Fullerton (KVMD)	7:00 pm
*UC Santa Barbara at UC Irvine	7:05 pm
*Pacific at Long Beach State	7:05 pm

Saturday, January 12

*UC Davis at Long Beach State	4:05 pm
*UC Santa Barbara at Cal State Fullerton	6:05 pm
*Cal Poly at UC Irvine	7:05 pm
*Pacific at Cal State Northridge	7:05 pm

Wednesday, January 16

*Cal State Northridge at UC Riverside	7:00 pm
---------------------------------------	---------

Thursday, January 17

*Cal State Fullerton at Pacific	7:00 pm
*UC Irvine at UC Davis	7:00 pm

Saturday, January 19

*Cal State Fullerton at UC Davis	7:00 pm
*Long Beach State at UC Riverside	7:00 pm
*UC Irvine at Pacific (FSN PT)	7:00 pm
*UC Santa Barbara at Cal Poly	7:00 pm

Tuesday, January 22

Cal State Northridge at Chicago State	7:00 pm
---------------------------------------	---------

Wednesday, January 23

Cal State Bakersfield at Long Beach State	7:05 pm
*UC Riverside at Cal State Fullerton	7:05 pm

Thursday, January 24

*UC Davis at Cal Poly	7:00 pm
*Pacific at UC Santa Barbara	7:00 pm

Saturday, January 26

*Long Beach State at Cal State Northridge (FSN PT)	4:00 pm
*UC Davis at UC Santa Barbara	7:00 pm
*UC Riverside at UC Irvine	7:05 pm

Monday, January 28

*Cal Poly at Pacific (ESPN2)	8:00 pm
------------------------------	---------

Wednesday, January 30

*UC Santa Barbara at UC Riverside (KVMD)	7:00 pm
--	---------

Thursday, January 31

*Cal State Fullerton at Long Beach State (KVMD)	7:05 pm
*UC Irvine at Cal State Northridge	7:05 pm

Saturday, February 2

*Cal Poly at UC Riverside (FSN PT)	2:00 pm
*Pacific at UC Davis	7:00 pm
*Cal State Fullerton at Cal State Northridge	7:05 pm
*UC Irvine at Long Beach State	7:05 pm

Thursday, February 7

*Cal State Fullerton at UC Santa Barbara	7:00 pm
*Cal State Northridge at Pacific	7:00 pm
*Long Beach State at UC Davis	7:00 pm
*UC Irvine at Cal Poly	7:00 pm

Saturday, February 9

*Cal State Fullerton at Cal Poly	7:00 pm
*Cal State Northridge at UC Davis	7:00 pm
*Long Beach State at Pacific	7:00 pm
*UC Irvine at UC Santa Barbara (FSN PT)	7:00 pm

Wednesday, February 13

*UC Riverside at Long Beach State	7:05 pm
-----------------------------------	---------

Thursday, February 14

*Cal Poly at UC Santa Barbara (CSTV)	7:00 pm
*Pacific at UC Irvine (KVMD)	7:00 pm
*UC Davis at Cal State Fullerton	7:05 pm

Saturday, February 16

*Pacific at Cal State Fullerton (FSN PT)	4:00 pm
Long Beach State at Cal State Bakersfield	7:00 pm
*UC Santa Barbara at UC Davis	7:00 pm
*UC Riverside at Cal State Northridge	7:05 pm

Wednesday, February 20

*Cal Poly at UC Davis	7:00 pm
*UC Irvine at UC Riverside	7:00 pm
*UC Santa Barbara at Pacific	7:00 pm
*Cal State Northridge at Long Beach State	7:05 pm

Friday, February 22 & Saturday, February 23

O'Reilly ESPN BracketBusters	TBA
------------------------------	-----

Thursday, February 28

*UC Riverside at Cal Poly	7:00 pm
*UC Davis at Pacific	7:00 pm
*Cal State Northridge at Cal State Fullerton (KVMD)	7:05 pm
*Long Beach State at UC Irvine	7:35 pm

Saturday, March 1

FSN PT will televise one of first three games listed at 1:00 pm:

*Long Beach State at Cal State Fullerton	6:05 pm
*Cal State Northridge at UC Irvine	7:05 pm
*UC Riverside at UC Santa Barbara	7:00 pm
Sacramento State at UC Davis	7:00 pm
*Pacific at Cal Poly (CSTV)	7:30 pm

Tuesday, March 4

Cal State Fullerton at Cal State Bakersfield	7:00 pm
--	---------

Wednesday, March 5

*Pacific at UC Riverside	7:00 pm
--------------------------	---------

Thursday, March 6

*Cal Poly at Long Beach State	7:05 pm
*UC Davis at UC Irvine (KVMD)	7:05 pm
*UC Santa Barbara at Cal State Northridge	7:05 pm

Saturday, March 8

FSN PT will televise one of the following games at 5:00 pm:

*UC Santa Barbara at Long Beach State	4:05 pm
*UC Davis at UC Riverside	7:00 pm
*Cal Poly at Cal State Northridge	7:05 pm
*Cal State Fullerton at UC Irvine	7:05 pm

Wednesday, March 12

Big West Tournament First Round	TBA
Anaheim Convention Center (Anaheim, CA)	

Thursday, March 13

Big West Tournament Quarterfinals (KVMD)	6 & 8:30 pm
Anaheim Convention Center (Anaheim, CA)	

Friday, March 14

Big West Tournament Semifinals (ESPN2)	5:30 & 8 pm
Anaheim Convention Center (Anaheim, CA)	

Saturday, March 15

Big West Tournament Championship (ESPN2)	8:00 pm
Anaheim Convention Center (Anaheim, CA)	

Thursday, March 20 - Sunday, March 23

NCAA Tournament First and Second Rounds	TBA
---	-----

Thursday, March 27 - Sunday, March 30

NCAA Regionals	TBA
----------------	-----

Saturday, April 5 & Monday, April 7

NCAA Final Four (San Antonio, TX)	TBA
-----------------------------------	-----

TOURNAMENT KEY

- BTI Tipoff Tournament (Cedar Falls, IA)**
Cal Poly, Massachusetts, Northern Iowa, Northern Illinois
- Basketball Travelers Classic (Stanford, CA)**
UC Santa Barbara, Northwestern State, Harvard, Stanford
- World Vision Invitational (Eugene, OR)**
Pacific, Western Michigan, Oregon, Pepperdine
- Legends Classic (Davis, CA/Las Cruces, NM/Austin, TX)**
UC Davis, La Verne, New Mexico State, Texas, UC Santa Cruz
- Anaheim Classic (Anaheim, CA)**
UC Irvine, Mississippi State, USC Southern Illinois, Tennessee-Chattanooga, Miami (OH), South Alabama, San Diego
- Drake Iowa Realty Tournament (Des Moines, IA)**
Cal State Northridge, Duquesne, Drake, NC Central
- Saint Mary's Tournament (Moraga, CA)**
Cal State Fullerton, Furman, Saint Mary's, Howard
- Golden Bear Classic (Berkeley, CA)**
Long Beach State, California, Bucknell, North Dakota State

#Exhibition

^at Anaheim Convention Center Arena

*Big West Conference game

Big West teams in **bold**

All Times Local To Site

BIG WEST NEWS & NOTES

NICE TO SEE YOU AGAIN

Big West rosters feature 25 starters among 62 returning letterwinners to start out the 2007-08 season. Cal Poly returns a league-high 11 letterwinners while UC Irvine and Big West newcomer UC Davis bring back eight apiece. Among returning starters, UCI and UC Santa Barbara lead all teams with four each. Cal State Fullerton has the most veteran roster with a league-high six seniors along with seven juniors. Last year's regular season and tournament champion, Long Beach State, is in rebuilding mode after losing all five starters from a 24-8 squad.

RETURNING STARTERS AND LETTERWINNERS

School	Fr.	So.	Jr.	Sr.	Starters	Letterwinners
CP	4	3	4	5	3	11
CSF	0	0	7	6	3	7
CSUN	5	1	7	4	3	5
LBSU	4	3	8	0	0	4
UCD	3	3	6	0	3	8
UCI	3	3	6	4	4	8
UCR	2	3	7	1	3	5
UCSB	4	3	4	3	4	7
PAC	2	3	8	1	2	7

WELCOME ABOARD

The Big West welcomed UC Davis on July 1, 2007 as the ninth member of the all-California conference. The Aggies completed a four-year reclassification period to transition from Division II to the Division I ranks. UCD spent the past three seasons playing a full Division I slate, which included the same double round-robin schedule of the other eight Big West schools. The Aggies compete in all 17 Big West sponsored sports and offer 26 sports overall on the 30,475-student campus. Davis is located approximately 20 miles west of Sacramento.

THE SCHEDULE

All nine Big West schools play a 16-game, double-round robin schedule. Conference action begins on Wednesday, Jan. 2, 2008 and continues through Saturday, Mar. 8. The 33rd annual Big West Men's Basketball Tournament will be held Mar. 12-15 in Anaheim, Calif. at the Anaheim Convention Center Arena.

PACIFIC OWNS BEST RECORD OVER FIVE-YEAR PERIOD

Pacific is 100-55 (.645) over the last five seasons, owning the most wins and highest winning percentage of any Big West school. Three straight 20-win seasons and NCAA Tournament appearances prominently reflect the program's success over that span. UC Santa Barbara, Cal State Fullerton and UC Irvine have the same win totals (78), with the Gauchos possessing a slightly better winning percentage (.531) than the others thanks to one fewer loss.

Team	02-03	03-04	04-05	05-06	06-07	Total	Pct.
PAC	12-16	25-8	27-4	24-8	12-19	100-55	.645
UCSB	18-14	16-12	11-18	15-14	18-11	78-69	.531
CSF	10-19	11-17	21-11	16-13	20-10	78-70	.527
UCI	20-9	11-17	16-13	16-13	15-18	78-70	.527
CSUN	14-15	14-16	18-13	11-17	14-17	71-78	.477
LBSU	5-22	6-21	10-20	18-12	24-8	63-83	.432
CP	16-14	11-16	5-22	10-19	19-11	61-82	.427
UCR	6-18	11-17	9-19	5-23	7-24	38-101	.273

HARRIS NAMED TO NABC ALL-DISTRICT 15 SECOND TEAM

UC Santa Barbara guard Alex Harris earned Second Team All-District 15 honors from the National Association of Basketball Coaches (NABC) after leading the Big West in scoring (21.1 ppg). His 611 points ranked third on the Gaucho single-season list. Harris was the first Gaucho to become Big West scoring champion since Raymond Tutt accomplished the feat in 1997.

BIG WEST HOSTS 2008 NCAA FIRST/SECOND ROUNDS

The Big West Conference is serving as host of the 2008 NCAA Tournament First and Second Rounds at Honda Center in Anaheim, Calif. The Big West previously hosted the men's basketball West Regional in 1998, 2001 and 2003. The competition will be held on March 20 and 22, 2008.

EXTEND THAT RANGE

The new rule won't take effect until the 2008-09 season, but hitting the three-point shot will become just a bit harder. The NCAA Playing Rules Oversight Panel approved the Men's Basketball Rules Committee's proposal to move the three-point line to 20 feet, 9 inches, from the current distance of 19 feet, 9 inches. The men's three-point line will have a contrasting color to the current three-point line. The women's distance will remain at 19 feet, 9 inches.

THE 1,000 POINT CLUB

Heading into the 2007-08 season, three players already have reached the 1,000 career point milestone. UC Santa Barbara senior guard Alex Harris is the leading active career scorer at 1,069 points. Cal State Northridge senior guard/forward Jonathan Heard and UC Riverside senior guard Larry Cunningham are right behind at 1,020 and 1,012 points, respectively. The closest player to surpassing the 1,000 point barrier is Cal Poly senior guard Dawin Whiten, as he begins the year with 947. Below are the Big West active career leaders in scoring:

TOP 10 RETURNING CAREER SCORERS

Name, School	Points
Alex Harris, UC Santa Barbara	1,069
Jonathan Heard, Cal State Northridge	1,020
Larry Cunningham, UC Riverside	1,012
Dawin Whiten, Cal Poly	947
Calvin Chitwood, Cal State Northridge	882
Darren Fells, UC Irvine	790
Chris Devine, UC Santa Barbara	763
Frank Robinson, Cal State Fullerton	654
Patrick Sanders, UC Irvine	637
Anthony Brown, Pacific	611

AND THE OTHER LEADERS ARE...

UC Irvine senior Darren Fells is the active Big West career leader in rebounds with 550. He needs just under 300 boards this season to crack the conference's all-time top 10 rebound list. Pacific junior Steffan Johnson leads all active Big West players with 186 assists.

TOP 10 RETURNING CAREER REBOUNDERS

Name, School	Rebounds
Darren Fells, UC Irvine	550
Jonathan Heard, Cal State Northridge	368
Anthony Brown, Pacific	367
Chris Devine, UC Santa Barbara	361
Calvin Chitwood, Cal State Northridge	359
Larry Cunningham, UC Riverside	343
Alex Harris, UC Santa Barbara	326
Patrick Sanders, UC Irvine	317
Frank Robinson, Cal State Fullerton	312
Scott Cutley, Cal State Fullerton	247

TOP 5 RETURNING CAREER ASSIST MEN

Name, School	Rebounds
Steffan Johnson, Pacific	186
Trae Clark, Cal Poly	179
Dawin Whiten, Cal Poly	173
Alex Harris, UC Santa Barbara	171
Jonathan Heard, Cal State Northridge	169

RETURNING STATISTICAL LEADERS

The Big West features several returning players who placed at or near the top of conference statistical categories in 2006-07. A list of the top returnees are listed below.

Scoring

Rk	Player	Team	Pts.	PPG
1.	Alex Harris	UC Santa Barbara	611	21.1
5.	Scott Cutley	Cal State Fullerton	406	15.6
7.	Anthony Brown	Pacific	442	14.3
8.	Chris Devine	UC Santa Barbara	408	14.1
9.	Larry Cunningham	UC Riverside	424	13.7

Rebounding

Rk	Player	Team	Reb.	RPG
1.	Scott Cutley	Cal State Fullerton	247	9.5
3.	Anthony Brown	Pacific	224	7.2
7.	Chris Devine	UC Santa Barbara	190	6.6
8.	Frank Robinson	Cal State Fullerton	165	6.1
9.	Darren Fells	UC Irvine	200	6.1
10.	Ivan Elliott	UC Santa Barbara	174	6.0

Assists

Rk	Player	Team	Ass.	APG
4.	Trae Clark	Cal Poly	112	3.73
5.	Steffan Johnson	Pacific	109	3.63
8.	Ray Reed	Cal State Fullerton	94	3.13
10.	Dawin Whiten	Cal Poly	89	3.07

Field Goal Percentage

Rk	Player	Team	Pct.
2.	Anthony Brown	Pacific	.534
3.	Chris Devine	UC Santa Barbara	.530
4.	Calvin Chitwood	Cal State Northridge	.514
5.	Scott Cutley	Cal State Fullerton	.491
7.	Alex Harris	UC Santa Barbara	.476
8.	Jonathan Heard	Cal State Northridge	.472

Free Throw Percentage

Rk	Player	Team	Pct.
1.	Calvin Chitwood	Cal State Northridge	.851
3.	Patrick Sanders	UC Irvine	.812
4.	Chuma Awaji	UC Irvine	.810
5.	Larry Cunningham	UC Riverside	.807
7.	Alex Harris	UC Santa Barbara	.786

Three-Point Field Goal Percentage

Rk	Player	Team	Pct.
2.	Alex Harris	UC Santa Barbara	.458
3.	Charles Jim-George	UC Riverside	.455
5.	Michael Hunter	UC Irvine	.440
6.	Rob Haynes	Cal State Northridge	.426
9.	Marcus Crenshaw	Cal State Fullerton	.415

Blocked Shots

Rk	Player	Team	Blk.	BPG
2.	Patrick Sanders	UC Irvine	51	1.55
3.	Titus Shelton	Cal Poly	38	1.41
5.	Dreshawn Vance	Cal Poly	26	0.87
7.	Anthony Brown	Pacific	21	0.68
8.	Ivan Elliott	UC Santa Barbara	19	0.66
10.	Christian Soto	UC Riverside	17	0.55

Steals

Rk	Player	Team	Stl.	SPG
2.	Ray Reed	Cal State Fullerton	51	1.70
3.	Jonathan Heard	Cal State Northridge	44	1.42
7.	Trae Clark	Cal Poly	40	1.33
8.	Frank Robinson	Cal State Fullerton	35	1.30
10.	Justin Joyner	UC Santa Barbara	36	1.29

Minutes Played

Rk	Player	Team	Min.	MPG
1.	Alex Harris	UC Santa Barbara	1,018	35.1
4.	Anthony Brown	Pacific	1,032	33.3
5.	Scott Cutley	Cal State Fullerton	861	33.1
9.	Chris Devine	UC Santa Barbara	916	31.6



BIG WEST NEWS & NOTES

TWENTY GAMES FEATURED ON 2008 BIG WEST BASKETBALL TELEVISION SCHEDULE

A minimum of 20 games, including six from the post-season tournament at the Anaheim Convention Center Arena, will showcase Big West Conference basketball on the conference's 2008 television package.

The package includes seven regular season Saturday games on FSN PRIME TICKET and one regular season contest on ESPN2. In addition, six regular season mid-week games will be broadcast on over-the-air station KVMD in the Southern California market. The first televised game tips off on KVMD on Thursday, January 10 when Cal Poly travels to Cal State Fullerton's Titan Gym.

All nine Big West schools will appear at least once on the television package. The newest conference member, UC Davis, makes its Big West television debut on Thursday, March 6 at UC Irvine on KVMD. Schools will have opportunities for additional appearances the final two weeks of the season when the Big West and FSN PRIME TICKET select "wildcard" matchups from a pool of games. The selections are expected to be made no later than February 1.

For the second consecutive season, the Big West will appear on ESPN's nationally televised "Big Monday." On January 28, Pacific hosts Cal Poly on ESPN2 at 8:00 p.m. in the Spanos Center. One of those two schools has participated in every Big West Tournament championship game over the last five years.

The opportunity for additional television exposure exists through the Big West's involvement with the O'Reilly ESPNU BracketBusters event on Friday-Saturday, February 22-23. All nine Big West schools are included in a pool of 100 teams, vying for selection to any of 14 televised games that will be broadcast across the ESPN family of networks. This is the sixth straight year the Big West has participated in BracketBusters.

The television package will culminate March 13-15 at the 33rd annual Big West Basketball Tournament at the Anaheim Convention Center Arena. Two men's quarterfinal games on Thursday, March 13 will be televised by KVMD. On Friday, March 14, ESPNU will broadcast the second men's semifinal live at 8:00 p.m. (PST), while the first semifinal will air on a delayed basis at 10:30 p.m. (PST).

On Saturday, March 15, FSN PRIME TICKET will present the women's championship game at noon. The men's championship game will tip off at 8:00 p.m. on ESPN2.

BIG WEST TELEVISION SCHEDULE ESPN/FSN PT/KVMD-TV/CSTV

Date	Day	Game	Local Time
Jan. 10	Thu.	Cal Poly at Cal State Fullerton (KVMD)	7:00 pm
Jan. 19	Sat.	UC Irvine at Pacific (FSN PT)	7:00 pm
Jan. 26	Sat.	Long Beach State at Cal State Northridge (FSN PT)	4:00 pm
Jan. 28	Mon.	Cal Poly at Pacific (ESPN2)	8:00 pm
Jan. 30	Wed.	UC Santa Barbara at UC Riverside (KVMD)	7:00 pm
Jan. 31	Thu.	Cal State Fullerton at Long Beach State (KVMD)	7:00 pm
Feb. 2	Sat.	Cal Poly at UC Riverside (FSN PT)	2:00 pm
Feb. 9	Sat.	UC Irvine at UC Santa Barbara (FSN PT)	7:00 pm
Feb. 14	Thu.	Pacific at UC Irvine (KVMD)	7:00 pm
Feb. 14	Thu.	Cal Poly at UC Santa Barbara (CSTV)	7:00 pm
Feb. 16	Sat.	Pacific at Cal State Fullerton (FSN PT)	4:00 pm
Feb. 23	Sat.	ESPNU BracketBusters (ESPN, ESPNU, ESPN 360)	TBA
Feb. 28	Thr.	Cal State Northridge at Cal State Fullerton (KVMD)	7:00 pm
Mar. 1	Sat.	Best Available Game Among: (FSN PT)	1:00 pm
		Long Beach State at Cal State Fullerton	
		Cal State Northridge at UC Irvine	
		UC Riverside at UC Santa Barbara	
Mar. 1	Sat.	Pacific at Cal Poly (CSTV)	7:30 pm
Mar. 6	Thu.	UC Davis at UC Irvine (KVMD)	7:00 pm
Mar. 8	Sat.	Best Available Game Among: (FSN PT)	4:00 pm
		UC Santa Barbara at Long Beach State	
		Cal State Fullerton at UC Irvine	
		Cal Poly at Cal State Northridge	

BIG WEST TOURNAMENT • ANAHEIM CONVENTION CENTER ARENA

Mar. 13	Thu.	Men's Quarterfinal Games 1 & 2 (KVMD)	6 & 8:30 pm
Mar. 14	Fri.	Men's Semifinal #1 (ESPNU - Delayed)	10:30 pm
Mar. 14	Fri.	Men's Semifinal #2 (ESPNU - Live)	8:00 pm
Mar. 15	Sat.	Women's Championship (FSN PT)	noon
		Men's Championship (ESPN2)	8:00 pm



NON-CONFERENCE TELEVISED GAMES

Date	Day	Matchup	Local Time
Nov. 11	Sun.	Pacific at Oregon (Oregon Sports Network - Comcast)	6:00 pm
Nov. 17	Sat.	UC Riverside at Gonzaga (KHQ/Seattle)	5:00 pm
Nov. 22	Thu.	UC Irvine vs. Mississippi State (ESPNU)	11:00 am
Nov. 23	Fri.	UC Irvine at Anaheim Classic (ESPN2 or ESPNU)	noon/2:30 pm
Nov. 25	Sun.	UC Irvine at Anaheim Classic (ESPN2 or ESPNU)	TBA
Nov. 26	Mon.	Long Beach State at Washington (FSN Northwest)	7:30 pm
Nov. 28	Wed.	Cal State Fullerton at Arizona (FSN Arizona)	7:30 pm
Dec. 1	Sat.	UC Irvine at Utah (The Mtn. Network)	noon
Dec. 1	Sat.	UC Santa Barbara at Loyola Marymount (CSTV)	7:00 pm
Dec. 8	Sat.	Cal State Northridge at Gonzaga (KHQ/Seattle)	5:00 pm
Dec. 22	Sat.	Cal State Northridge at Washington (FSN Northwest)	3:00 pm
Dec. 22	Sat.	UC Santa Barbara at North Carolina (FSN South)	1:00 pm
Dec. 29	Sat.	UC Davis at UCLA (FSN PT)	4:30 pm

AT THE HEIGHT OF DISTINCTION

There might not be a bigger nationwide discrepancy in height between two players on one team than the one exhibited by Cal State Fullerton teammates **Adam Thomas** and **Greg "Junior" Russell**. Thomas, a transfer from Penn Valley College in Kansas City, Missouri, stands a mammoth 7-2. He towers above teammate Russell by a foot and a half. Russell, out of West Valley College, the same junior college program that produced Fullerton's current head coach Bob Burton, is the shortest player in the Big West at 5-6. Height isn't the only distinguishing characteristic between the two. Russell has played basketball for pretty much all his life, starting at Santa Cruz High School and leading West Valley to a 57-13 record over two seasons. Thomas did not play high school ball and his two seasons at PVC account for his only experience with the sport. There could be comparisons to late-blooming Southern California products Swen Nater and Mark Eaton.

NON-CONFERENCE TESTS FILL SCHEDULES

Big West schools this season will play a total of 19 games against non-conference opponents which participated in the 2007 NCAA Tournament. Every school has at least one such game on its schedule. Conference newcomer UC Davis leads the way with four of those games (New Mexico State, Texas, Jackson State, UCLA). UC Riverside and UC Santa Barbara play three 2007 NCAA Tourney foes apiece. The Highlanders face Texas Tech, Gonzaga and USC in road contests, while the Gauchos travel to Stanford and North Carolina. UCSB also hosts UNLV. UC Irvine meets two NCAA foes (Nevada, Texas A&M) for sure, but that total could swell to four because the Anteaters are participating in the first annual Anaheim Classic. The Thanksgiving weekend tournament, which the Big West Conference is hosting, includes Southern Illinois, Miami-Ohio and USC. UCI could face two of those schools based on the bracket. A complete list of NCAA Tournament foes from 2007 follows:

BIG WEST MATCHUPS AGAINST 2007 NCAA TOURNAMENT TEAMS

Cal Poly - USC
Cal State Fullerton - Arizona, Wright State
Cal State Northridge - Gonzaga
Long Beach State - Brigham Young
UC Davis - New Mexico State, Texas, Jackson State, UCLA
UC Irvine - Nevada, Texas A&M (possibly Southern Illinois, Miami (OH), USC)
UC Riverside - Texas Tech, Gonzaga, USC
UC Santa Barbara - Stanford, UNLV, North Carolina
Pacific - Oregon, Nevada

COACHES AIM FOR VICTORY MILESTONES

Keep an eye on a handful of Big West coaches who are nearing career milestones entering the 2007-08 season. Cal Poly's **Kevin Bromley** needs 20 victories to reach 100. He tallied a career-high 19 wins in 2006-07. UC Davis mentor **Gary Stewart** is 16 victories shy of reaching 200 for his collegiate career. At 374-267 in a distinguished 22-year career, **Bob Thomason** of Pacific must post an impressive campaign to tally the required 26 victories for career No. 400. But don't count the dean of Big West head coaches out. After all, it was his 2004-05 squad that posted a 27-4 record, entered the top 25 national rankings and won a first round game in the NCAA Tournament. On top of that, Thomason tries to become only the second coach in Big West history (UNLV's Jerry Tarkanian) to log 200 conference wins. He is 188-136 all-time in Big West play.

PRESEASON PUBLICATIONS ALL-CONFERENCE TEAMS

Athlon Sports

1st Team

Alex Harris, UC Santa Barbara - MVP
 Anthony Brown, Pacific
 Scott Cutley, Cal State Fullerton
 Chris Devine, UC Santa Barbara
 Dawin Whiten, Cal Poly

The Sporting News

1st Team

Alex Harris, UC Santa Barbara - MVP
 Anthony Brown, Pacific
 Scott Cutley, Cal State Fullerton
 Chris Devine, UC Santa Barbara
 Dawin Whiten, Cal Poly

CBSSports.com

1st Team

Alex Harris, UC Santa Barbara - MVP
 Josh Akognon, Cal State Fullerton
 Anthony Brown, Pacific
 Scott Cutley, Cal State Fullerton
 Chris Devine, UC Santa Barbara

2nd Team

Larry Cunningham, UC Riverside
 Darren Fells, UC Irvine
 Jonathan Heard, Cal State Northridge
 Steffan Johnson, Pacific
 Dawin Whiten, Cal Poly

Lindy's

1st Team

Alex Harris, UC Santa Barbara - MVP
 Anthony Brown, Pacific
 Scott Cutley, Cal State Fullerton
 Chris Devine, UC Santa Barbara
 Dawin Whiten, Cal Poly

2nd Team

Trae Clark, Cal Poly
 Larry Cunningham, UC Riverside
 Darren Fells, UC Irvine
 Jonathan Heard, Cal State Northridge
 Patrick Sanders, UC Irvine



CAL POLY MUSTANGS

MUSTANG NOTEBOOK

• Cal Poly brings back a league-high 11 letterwinners from last year's 19-11 team that appeared in the Big West Tournament championship game. After a 9-9 start, the Mustangs won 10 of their last 12 games.

• The Mustangs posted a 9-5 record to finish in a tie for second in conference play. It was Cal Poly's best conference showing since ending the 1997-98 season in second place in the Big West Western Division.

• Cal Poly head coach **Kevin Bromley** is 80-106 (.430) in six-plus seasons. To reach his 100th career win, Bromley would need to lead the program to its first 20-win season since the 1985-86 team went 23-6 in 1985-86 as a Division 2 member.

• The team returns 65.4% of its scoring and 57.4% of its rebounding to the floor in 2007-08. However, CP lost two of its top three scorers, and must find a way to replace the production of the graduated Derek Stockalper (14.4 ppg, 7.0 rpg), who earned all-conference first team honors.

• Senior **Dawin Whiten** has ranked among the Big West top 10 in three-pointers made per game in each of his first three seasons in San Luis Obispo. In 2006-07, the 6-3 guard drained 62 threes in 29 games (2.14 pg) to rank ninth in the league. Whiten stands fourth in Cal Poly history with 172 three-pointers, and needs only four more makes to move into the third spot.

• Junior 5-11 guard **Trae Clark** is the team's floor leader. He ranked fourth in the Big West with 3.7 assists per game last season. A starter in all 30 games, Clark knocked down 40 threes and had a team-high 40 steals. Clark also was the Mustangs' fourth-leading scorer (9.1 ppg).

• The Mustangs have 6-7 junior forward **Titus Shelton** and 6-8 senior forward **Dreshawn Vance** to patrol the frontline. Shelton (8.7 ppg, 4.8 rpg) and Vance (6.3 ppg, 4.8 rpg) both ranked in the conference's top five in blocked shots in 2006-07. Shelton was third with 38 rejections, the fourth-most in a Cal Poly single season. Vance swatted away 26 shots. Junior 6-9 forward **Coby Leavitt**, who played sparingly in each of the last two seasons, could also contribute for the Cal Poly frontcourt.

• Junior guard **Chaz Thomas** scored a career-high 31 points on 11-for-14 shooting in the championship game of the Big West Tournament. He averaged 8.6 ppg in 22 games of action.



Senior DRESHAWN VANCE

QUICK FACTS

Location:..... San Luis Obispo, CA
Enrollment:18,400
Founded:1901
Colors:Forest Green & Gold
Nickname:Mustangs
Arena (Capacity):Mott Gymnasium (3,032)

President:Dr. Warren J. Baker
Director of Athletics:.....Alison Cone
Senior Woman Administrator:Barbara Martinez
Men's Basketball SID:Brian Thurmond
Phone:(805) 756-2410
Fax:.....(805) 756-2650
Email Address:bthurmon@calpoly.edu
Website Address:www.GoPoly.com

Head Coach:Kevin Bromley
Career Record:80-106 (7 years)
Record at CP:.....80-106 (7 years)
Alma Mater:Colorado State (1983)
Assistant Coach:Tim Murphy
Assistant Coach:Bob Lowe
Assistant Coach:Wil Hooker

Letterwinners Returning/Lost:11/4
Starters Returning/Lost:3/2
Newcomers:5
2006-07 Record:19-11
2006-07 Big West Record:9-5 (t-2nd)

2007-08 ROSTER

NO.	PLAYER	POS	HT	WT	YR-EXP	HOMETOWN/LAST SCHOOL
0	Trae Clark	G	5-11	170	Jr.-2V	Fremont, CA/Newark Memorial HS
2	Dawin Whiten	G	6-3	205	Sr.-3V	North Hills, CA/Monroe HS
5	Jordan Lewis	G	6-5	195	Fr.-HS	San Rafael, CA/Terra Linda HS
10	Chaz Thomas	G	6-0	175	Jr.-2V	Daly City, CA/Serra HS
12	Lorenzo Keeler	G	6-2	175	So.-JC	Escondido, CA/Mt. San Jacinto College
13	Rick Higgins	G	6-1	165	So.-1V	Danville, CA/Monte Vista HS
14	Bo Henning	G	6-2	180	Fr.-HS	Sacramento, CA/Christian Brothers HS
20	John Biggs	G	6-4	185	Fr.-RS	Arcata, CA/Arcata HS
21	Charles Anderson	G/F	6-6	185	So.-1V	Bakersfield, CA/Bakersfield HS
23	Shawn Lewis	G	6-4	180	Fr.-HS	Oakland, CA/Bishop O'Dowd HS
24	Dreshawn Vance	F	6-8	190	Sr.-1V	Walnut, CA/Portland
34	Matt Hanson	F	6-7	210	Sr.-1V	Plymouth, MN/St. Cloud State
35	Titus Shelton	F	6-7	240	Jr.-2V	Fresno, CA/San Joaquin Memorial HS
41	Coby Leavitt	F	6-9	210	Jr.-2V	Ivins, UT/Snow Canyon HS
43	John Manley	F	6-8	225	Sr.-2V	Minnetonka, MN/Minnetonka HS
45	Zach Thurow	C	6-9	290	Sr.-3V	Minneapolis, MN/South HS

MUSTANGS BY CLASS

Seniors: 5
Juniors: 4
Sophomores: 3
Freshmen: 4

3 Yr Exp - 2
2 Yr Exp - 5
1 Yr Exp - 4
HS Exp - 3
JC Exp - 1
RS Exp - 1

CAL POLY STAFF



Dr. Warren J. Baker

President



Alison Cone

Director of Athletics



Barbara Martinez

Senior Woman Administrator



Brian Thurmond

Media Relations Director

CAL POLY MUSTANGS

MUSTANG PLAYERS TO WATCH

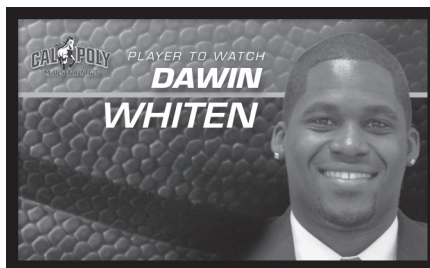


Clark earned All-Big West Honorable Mention last season after averaging 9.1 points and 3.7 assists per game ... ranked fourth in the conference in assists and seventh in steals (1.3 spg) ... dished out a

career-high nine assists against UC Santa Barbara (2/14/07) ... had nine games with at least five assists last season ... notched a season-high 19 points on 7-of-14 shooting at Cal State Northridge (1/27/07) ... started all 30 games at the point guard spot as a sophomore ... hit 40 three-pointers but needs to improve his accuracy from long range, as he made only 33.9 (40-of-118) percent from three-point territory.

CAREER STATS

Season	GP-GS	FG%	FT%	PTS	PPG	REB	RPG
2005-06	24-3	41.4	68.9	199	8.3	45	1.9
2006-07	30-30	40.8	76.5	274	9.1	54	1.8
Career	54-33	41.1	72.9	473	8.8	99	1.8



Whiten enters the 2007-08 season needing only 53 points to accumulate 1,000 for his career ... has averaged 11.6 points per game in each of the last two seasons, ranking second on the team in scoring both

years ... stands fourth on the Cal Poly career list with 172 three-pointers made ... exploded for a career-high 31 points, making 8 of 11 attempts from three-point range in win versus UC Irvine (2/10/07) that started an eight-game win streak ... reached double figures in scoring 19 times and started all 29 games he played in ... missed game against Long Beach State (2/8/07) with a sprained ankle.

CAREER STATS

Season	GP-GS	FG%	FT%	PTS	PPG	REB	RPG
2004-05	26-18	41.8	82.2	297	11.4	60	2.3
2005-06	27-27	36.2	66.1	313	11.6	70	2.6
2006-07	29-29	38.2	75.0	337	11.6	75	2.6
Career	82-74	38.7	73.8	947	11.6	205	2.5

2007-08 SCHEDULE

Date	Day	Opponent	Time
11/3	Sat.	#Cal State Stanislaus	7:00 pm
11/9	Fri.	+vs. Massachusetts	1:15 pm
11/10	Sat.	+at Northern Iowa	6:15 pm
11/11	Sun.	+vs. Northern Illinois	12:30 pm
11/15	Thr.	Utah State	7:30 pm
11/20	Tue.	at Southern Utah	6:00 pm
11/26	Mon.	at Arizona State	6:00 pm
12/2	Sun.	Menlo College	2:00 pm
12/9	Sun.	at Northern Arizona	5:35 pm
12/12	Wed.	at Portland State	7:00 pm
12/15	Sat.	Cal State Bakersfield	7:00 pm
12/22	Sat.	at USC	5:00 pm
12/29	Sat.	Southern Utah	7:00 pm
1/3	Thr.	*Cal State Northridge	7:00 pm
1/5	Sat.	*Long Beach State	7:00 pm
1/10	Thr.	*at Cal State Fullerton (KVMD)	7:00 pm
1/12	Sat.	*at UC Irvine	7:05 pm
1/19	Sat.	*UC Santa Barbara	7:00 pm
1/24	Thr.	*UC Davis	7:00 pm
1/28	Mon.	*at Pacific (ESPN2)	8:00 pm
2/2	Sat.	*at UC Riverside (FSN PT)	2:00 pm
2/7	Thr.	*UC Irvine	7:00 pm
2/9	Sat.	*Cal State Fullerton	7:00 pm
2/14	Thr.	*at UC Santa Barbara (CSTV)	7:00 pm
2/20	Wed.	*at UC Davis	7:00 pm
2/23	Sat.	at ESPN Bracket Busters	TBA
2/28	Thr.	*UC Riverside	7:00 pm
3/1	Sat.	*Pacific (CSTV)	7:30 pm
3/6	Thr.	*at Long Beach State	7:00 pm
3/8	Sat.	*at Cal State Northridge	4:00 pm
3/12-15	Wed.-Sat.	Big West Tournament (Anaheim, CA)	TBA

#Exhibition
+BTI Tipoff Tournament (Cedar Falls, IA)
*Big West game

Home games in **bold**
All Times are Pacific

2006-07 RESULTS (19-11, 9-5)

Date	Opponent	Score	High Scorer(s)
11/10	+vs. Southeastern Louisiana	L, 69-76	Stockalper (15)
11/11	+vs. Portland	W, 56-53	Whiten (17)
11/12	+at Oregon State	L, 65-78	Whiten (22)
11/20	Cal State Stanislaus	W, 91-72	Vance (17)
11/26	Saint Mary's	W, 72-59	McGinn (16)
11/29	Occidental College	W, 81-62	Stockalper (15)
12/3	at San Jose State	L, 63-80	McGinn (11)
			Whiten (11)
12/16	at Utah	L, 58-77	Whiten (13)
12/19	Northern Arizona	W, 82-60	McGinn (14)
12/23	at Fresno State	L, 75-95	Shelton (18)
12/28	*Cal State Fullerton	L, 91-99	Stockalper (22)
12/30	*UC Riverside	W, 67-64	McGinn (18)
1/4	*at UC Irvine	L, 62-66	Stockalper (15)
1/6	*at Long Beach State	L, 70-77	McGinn (22)
1/11	UC Davis	W, 72-68	McGinn (14)
1/16	Sacramento State	W, 74-65	McGinn (17)
			Stockalper (17)
1/20	*at UC Santa Barbara	W, 71-61	Clark (19)
1/25	*at Pacific	L, 43-66	Thomas (12)
1/27	*at Cal State Northridge (FSN PT)	W, 79-68	Clark (19)
2/3	at UC Davis	W, 88-64	Stockalper (30)
2/8	*Long Beach State	L, 77-80	Hanson (19)
2/10	*UC Irvine	W, 89-80	Whiten (31)
2/14	*UC Santa Barbara	W, 86-79	Stockalper (19)
2/17	Portland State	W, 92-87	Stockalper (37)
2/22	*at UC Riverside	W, 70-54	Shelton (13)
2/24	*at Cal State Fullerton (FSN PT)	W, 90-80	McGinn (16)
3/1	*Cal State Northridge	W, 86-70	McGinn (19)
3/3	*Pacific	W, 82-70	Stockalper (25)
3/9	^vs. Cal State Fullerton (ESPNU)	W, 81-56	Stockalper (18)
3/10	^vs. Long Beach State (ESPN2)	L, 83-94	Thomas (31)


*Big West game
+Oregon State Tournament (Corvallis, OR)
^Big West Tournament (Anaheim, CA)

Home games in **bold**

CAL POLY MUSTANGS

2006-07 STATISTICS

No.	Player	G-GS	Min - Avg	FG-FGA	Pct	3P-3PA	Pct	FT-FTA	Pct	Off-Def	Tot- Avg	PF-FO	AT	TO	BS	ST	Pts - Avg
25	Stockalper, Derek	30-30	928-30.9	157-291	.540	69-139	.496	50-70	.714	61-148	209-7.0	59-2	65	57	7	20	433-14.4
02	Whiten, Dawin	29-29	836-28.8	109-285	.382	62-171	.363	57-76	.750	10-65	75-2.6	71-3	89	64	2	35	337-11.6
22	McGinn, Tyler	30-30	767-25.6	114-253	.451	67-160	.419	24-33	.727	18-82	100-3.3	35-0	39	25	10	24	319-10.6
00	Clark, Trae	30-30	846-28.2	91-223	.408	40-118	.339	52-68	.765	6-48	54-1.8	77-3	112	75	2	40	274-9.1
35	Shelton, Titus	27-25	628-23.3	93-176	.528	0-0	.000	48-85	.565	39-91	130-4.8	64-2	24	39	38	13	234-8.7
10	Thomas, Chaz	22-1	465-21.1	60-135	.444	26-66	.394	44-59	.746	11-47	58-2.6	28-0	44	34	3	26	190-8.6
24	Vance, Dreshawn	30-2	493-16.4	70-135	.519	0-0	.000	48-105	.457	68-77	145-4.8	53-1	13	26	26	16	188-6.3
34	Hanson, Matt	27-1	319-11.8	57-106	.538	1-5	.200	11-20	.550	27-43	70-2.6	36-0	10	21	6	10	126-4.7
13	Higgins, Rick	22-0	186-8.5	16-41	.390	9-28	.321	2-2	1.000	3-10	13-0.6	25-1	8	11	0	9	43-2.0
43	Manley, John	20-1	126-6.3	12-21	.571	0-1	.000	13-28	.464	8-18	26-1.3	22-0	8	7	0	1	37-1.9
41	Leavitt, Coby	15-0	70-4.7	9-18	.500	2-6	.333	3-7	.429	9-9	18-1.2	10-0	3	5	2	1	23-1.5
03	Osborn, Clayton	14-0	111-7.9	5-21	.238	2-13	.154	9-13	.692	2-5	7 0.5	10-0	7	9	1	2	21-1.5
11	Henry, Joe	23-1	151-6.6	11-18	.611	1-2	.500	8-10	.800	7-31	38-1.7	18-0	7	9	1	4	31-1.3
45	Thurrow, Zach	7-0	27-3.9	1-3	.333	0-0	.000	4-5	.800	1-2	3-0.4	7-0	0	2	1	0	6-0.9
21	Anderson, Charles	9-0	47-5.2	1-7	.143	1-4	.250	0-2	.000	4-3	7-0.8	2-0	1	4	0	0	3-0.3
	Team									44-59	103-3.4	0		0			
	CAL POLY	30	6000	806-1733	.465	280-713	.393	373-583	.640	318-738	1056-35.2	517-12	430	388	99	201	2265-75.5
	Opponents	30	6000	767-1779	.431	240-639	.376	386-557	.693	366-726	1092-36.4	519 -	468	424	63	181	2160-72.0



Colorado State (1983) • 8th season

Career Record: 80-106 (.430)
CP Record: 80-106 (.430)

- Led Cal Poly to a 19-11 record in 2006-07, with the 19 wins the most since joining Division I in 1994-95.
- Reached the Big West Tournament championship game in 2006-07. He also had the Mustangs in the 2003 tournament title game.
- Guided the Mustangs to their highest finish in the conference standings in a single division format, as the team went 9-5 last season.
- Spent six years as an assistant coach at Cal Poly before assuming the head coaching reins.
- Was the interim head coach in the final 16 games of the 2000-01 season and led the Mustangs to a 4-12 record.

Coaching Experience: Assistant Coach, Colorado State, 1984-87...head coach, Chemeketa CC, 1988-89...assistant coach, Cal Poly Pomona, 1989-93...assistant coach, Southern Utah, 1993-96...associate head coach, Cal Poly, 1996-2001...head coach, Cal Poly, 2001-present.



Bromley's Coaching Record

Year	School	W	L	Pct.
2000-01	Cal Poly	4	12	.250
2001-02	Cal Poly	15	12	.556
2002-03	Cal Poly	16	14	.533
2003-04	Cal Poly	11	16	.407
2004-05	Cal Poly	5	22	.185
2005-06	Cal Poly	10	19	.345
2006-07	Cal Poly	19	11	.633
Career Totals		80	106	.430

CAL POLY'S ALL-TIME COACHES

Years	Coach	W	L	Pct.
1958-63	Paul Thomas	33	97	.254
1927-30	A.P. Agosti	6	11	.353
1932-42	Howie O'Daniels	60	72	.455
1946-47	Bob Mott	4	13	.235
1947-66	Ed Jorgensen	246	220	.528
1966-69	Stu Chestnut	29	42	.408
1969-72	Neale Stoner	46	34	.575
1972-86	Ernie Wheeler	254	138	.648
1986-95	Steve Beason	107	122	.467
1995-2001	Jeff Schneider	70	84	.454
2001-Present	Kevin Bromley	80	106	.430

RETURNEE CAREER STATS (Two Year Experience Min.)

Player	G-GS	Min - Avg	FG-FGA	Pct	3P-3PA	Pct	FT-FTA	Pct	Off-Def	Tot- Avg	PF-FD	AT	TO	BS	ST	Pts - Avg
Whiten, Dawin	82-74	2250-27.4	320-828	.387	172-471	.365	135-183	.738	38-167	205-2.5	212-9	173	219	6	78	947-11.6
Clark, Trae	54-33	1415-26.2	154-375	.411	71-190	.374	94-129	.729	24-75	99-1.8	124-3	179	130	2	59	473-8.8
Thomas, Chaz	51-25	1269-24.9	136-343	.397	52-162	.321	90-123	.732	25-121	146-2.9	95-2	120	96	3	68	414-8.1
Shelton, Titus	44-25	966-22.0	125-240	.521	0-0	.000	72-126	.571	74-136	210-4.8	113-4	35	57	51	18	322-7.3
Manley, John	29-1	368-12.7	19-51	.373	1-6	.167	29-46	.630	26-38	64-2.2	75-0	21	24	4	11	105-3.6
Leavitt, Coby	22-7	220-10.0	30-58	.517	6-15	.400	11-22	.500	18-27	45-2.0	26-0	5	12	10	3	77-3.5
Thurrow, Zach	44-1	287-6.5	18-60	.300	0-1	.000	14-35	.400	31-45	76-1.7	56-0	4	19	14	3	50-1.1

CAL STATE FULLERTON TITANS

TITAN NOTEBOOK

• The Titans won 20 games for the second time in the last three seasons, and for only the fifth time in program history, after finishing 20-10 in 2006-07.

• Expectations for the program have risen under the tutelage of head coach **Bob Burton**. He is 68-51 (.571) in four seasons, the last three of which have resulted in better than .500 records. It's the first time in more than 20 years that CSF has reeled off three consecutive winning campaigns.

• CSF's 9-5 finish in league play tied the Titans for second place. Only twice before in their 33-year Division I history had the Titans finished better in the conference standings - tie for first in 1975-76 and outright possession of second place in 1982-83.


• The prevailing feeling around the Titan camp is that last year's 20-win season was an achievement, but could have been better. With NCAA Tournament aspirations growing, a 16-4 start morphed into a 4-6 finish and a quarterfinal exit in the Big West Tournament.

• Despite the loss of career scoring leader Bobby Brown, the Titans return several key performers. Chief among them is 6-5 senior forward **Scott Cutley**, who earned All-Big West First Team honors in 2005-06. Cutley led the conference in rebounding (9.5 rpg) and finished fifth in scoring (15.6 ppg). He also tallied a league-high 11 double-doubles.

• The Titans bring back the last two winners of the Big West's "Best Sixth Man" award. Junior 5-10 guard **Marcus Crenshaw** took home the honor last season after averaging 11.4 points per game and draining a Big West leading 83 three-pointers, third-most in CSF single-season history. Senior 6-4 guard **Frank Robinson** earned top sixth man kudos in 2005-06. He followed up with improved scoring (11.9 ppg) and rebounding (6.1) totals last season to earn all-league honorable mention.

• Between the 121 combined threes from Crenshaw and Robinson, and the addition of 5-11 Washington State transfer **Josh Akognon**, the Titans' backcourt has the makings of a three-headed perimeter monster. Akognon played two seasons with the Cougars and led the team in scoring with 10.6 ppg in 2005-06. He ranked eighth in the Pac-10 in three-point field goals made (55 in 28 games) while shooting 37 percent (55 of 148) from the 3-point line. Akognon scored all 25 of his points in the second half of a 63-61 loss to No. 11 ranked UCLA on Jan. 12, 2006.

• Senior 5-11 guard **Ray Reed** ranked second in the Big West in steals (1.7 spg) in 2006-07.



Junior MARCUS CRENSHAW

QUICK FACTS

Location:..... Fullerton, CA
Enrollment: 35,000
Founded: 1957
Colors: Navy, Orange & White
Nickname: Titans
Arena (Capacity): Titan Gym (4,000)

President: Dr. Milton A. Gordon
Director of Athletics: Brian Quinn
Senior Woman Administrator: Dr. Allison Rich
Men's Basketball SID: Mel Franks
Phone: (714) 278-3981
Fax: (714) 278-3141
Email Address: mfranks@fullerton.edu
Website Address: www.fullertontitans.com

Head Coach: Bob Burton
Career Record: 68-51 (4 seasons)
Record at CSF: 68-51 (4 seasons)
Alma Mater: Fresno State (1968)
Associate Head Coach: Andy Newman
Assistant Coach: Jason Levy
Assistant Coach: Marlon Morton

Letterwinners Returning/Lost: 7/3
Starters Returning/Lost: 3/2
Newcomers: 6
2006-07 Record: 20-10
2006-07 Big West Record: 9-5 (t-2nd)

2007-08 ROSTER

NO.	PLAYER	POS	HT	WT	YR-EXP	HOMETOWN/LAST SCHOOL
1	Josh Akognon	G	5-11	185	Jr.-RS	Petaluma, CA/Washington State
2	Scott Cutley	F	6-5	235	Sr.-1V	Inglewood, CA/Kent State
5	Frank Robinson	G	6-4	220	Sr.-2V	Los Angeles, CA/East Carolina
11	Marcio Lassiter	G	6-2	185	Jr.-JC	San Francisco, CA/San Francisco CC
13	Eddie Lima	C	6-9	280	Jr.-JC	Recife, Brazil/Arizona Western College
15	Junior Russell	G	5-6	165	Jr.-JC	Santa Cruz, CA/West Valley College
21	Kenneth Alexander	F/C	6-6	230	Sr.-1V	Oakland, CA/West Valley College
22	Ray Reed	G	5-11	165	Sr.-1V	Hawthorne, CA/Georgetown
24	Gerard Anderson	F	6-6	205	Jr.-JC	Los Angeles, CA/Saddleback College
34	Marcus Morgan	F	6-5	240	Sr.-1V	San Jose, CA/West Valley College
42	Andrew Green	F/C	6-6	255	Sr.-1V	Perris, CA/College of Sequoias
50	Adam Thomas	C	7-2	235	Jr.-JC	Lee's Summit, MO/Penn Valley CC
54	Marcus Crenshaw	G	5-10	170	Jr.-1V	Detroit, MI/Kent State

TITANS BY CLASS

Seniors: 6
Juniors: 7
Sophomores: 0
Freshmen: 0

3 Yr Exp - 0
2 Yr Exp - 1
1 Yr Exp - 6
HS Exp - 0
JC Exp - 5
RS Exp - 1

CAL STATE FULLERTON STAFF



Dr. Milton
Gordon

President




Brian
Quinn

Director of
Athletics



Dr. Allison
Rich

Senior Woman
Administrator



Mel
Franks

Associate AD/
Media Relations



CAL STATE FULLERTON TITANS

TITAN PLAYERS TO WATCH



scoring (15.6 ppg) ... tied for 19th in the nation in rebounding ... also topped the Big West in offensive rebound average ... tough-minded player persevered through injuries, including a fractured thumb and badly bruised ankle ... posted 11 double-doubles to lead the Big West ... erupted for a career-high 35 points to go along with 12 rebounds to lead the Titans to victory against UC Davis (1/25/07).

CAREER STATS

Season	GP-GS	FG%	FT%	PTS	PPG	REB	RPG
2006-07	26-26	49.1	56.5	406	15.6	247	9.5
Career	26-26	49.1	56.5	406	15.6	247	9.5



but three-point shooting percentage drastically declined (44.5 to 30.2) ... shooting difficulties probably could be traced to hamstring problems that dogged him all season ... improved rebounder averaged 6.1 boards to rank eighth in the Big West ... posted all three of his double-digit rebound efforts in the last four games ... had 25 points and 10 rebounds in Big West Tournament quarterfinal game against Pacific (3/8/07).

CAREER STATS

Season	GP-GS	FG%	FT%	PTS	PPG	REB	RPG
2005-06	29-8	48.4	72.4	333	11.5	147	5.1
2006-07	27-27	43.0	63.0	321	11.9	165	6.1
Career	56-35	45.6	66.9	654	11.7	312	5.6

Robinson received All-Big West Honorable Mention last season after a 2005-06 campaign that netted him the Big West Best Sixth Man award ... scoring totals went up from 2005-06 (11.5 ppg) to 2006-07 (11.9 ppg)

2007-08 SCHEDULE

Date	Day	Opponent	Time
11/6	Tue.	#Biola	7:05 pm
11/9	Fri.	Cal State Bakersfield	7:05 pm
11/11	Sun.	Cal State Los Angeles	3:05 pm
11/17	Sat.	at Southern Utah	6:00 pm
11/28	Wed.	at Arizona (FSN Arizona)	6:30 pm
11/30	Fri.	at Montana	6:00 pm
12/8	Sat.	at Central Michigan	3:30 pm
12/17	Mon.	Southern Utah	7:05 pm
12/20	Thr.	Montana	7:05 pm
12/22	Sat.	Wright State	3:05 pm
12/28	Fri.	^vs. Furman	5:00 pm
12/29	Sat.	^at Saint Mary's/vs. Howard	5:00/7:30 pm
1/4	Fri.	*UC Irvine	7:05 pm
1/7	Mon.	*at UC Riverside	7:00 pm
1/10	Thr.	*Cal Poly (KVMD)	7:05 pm
1/12	Sat.	*UC Santa Barbara	6:05 pm
1/17	Thr.	*at Pacific	7:00 pm
1/19	Sat.	*at UC Davis	7:00 pm
1/23	Wed.	*UC Riverside	7:05 pm
1/31	Thr.	*at Long Beach State (KVMD)	7:05 pm
2/2	Sat.	*at Cal State Northridge	7:05 pm
2/7	Thr.	*at UC Santa Barbara	7:00 pm
2/9	Sat.	*at Cal Poly	7:00 pm
2/14	Thr.	*UC Davis	7:05 pm
2/16	Sat.	*Pacific (FSN PT)	4:00 pm
2/23	Sat.	ESPN Bracket Busters	TBA
2/28	Thr.	*Cal State Northridge (KVMD)	7:05 pm
3/1	Sat.	*Long Beach State	6:05 pm
3/4	Tue.	at Cal State Bakersfield	7:00 pm
3/8	Sat.	*at UC Irvine	7:05 pm
3/12-15	Wed.-Sat.	Big West Tournament (Anaheim, CA)	TBA

#Exhibition

^Saint Mary's Tournament (Moraga, CA)

*Big West game

Home games in **bold**

All Times are Pacific

2006-07 RESULTS (20-10, 9-5)

Date	Opponent	Score	High Scorer(s)
11/10	Cal Maritime	W, 108-56	Minardo (20)
11/14	Hope International	W, 98-65	Reed (23)
11/22	at Texas-San Antonio	W, 67-63	Crenshaw (20)
11/24	at Louisiana-Lafayette	*W, 91-89	Cutley (31)
11/27	at Eastern Washington	L, 100-110	Brown (20)
			Reed (20)
12/2	Texas-San Antonio	W, 76-67	Brown (21)
			Burns (21)
12/5	at #1 UCLA (FSN PT)	L, 54-78	Brown (18)
12/9	at Pepperdine	W, 83-81	Brown (22)
12/16	Bethune-Cookman	W, 94-65	Brown (47)
12/20	Louisiana-Lafayette	W, 85-49	Burns (16)
12/23	San Jose State	W, 104-77	Brown (26)
12/28	*at Cal Poly	W, 99-91	Brown (28)
12/30	*at UC Santa Barbara	L, 76-84	Cutley (25)
1/4	*Cal State Northridge	W, 76-72	Brown (23)
1/6	*Pacific	W, 76-70	Brown (21)
1/13	*UC Riverside	W, 98-58	Burns (19)
1/18	*at Long Beach State (KVMD)	L, 85-95	Brown (28)
1/20	*at UC Irvine (FSN PT)	W, 71-68	Brown (17)
1/25	UC Davis	W, 84-77	Cutley (35)
1/27	*UC Irvine	W, 75-60	Robinson (18)
			Cutley (18)
2/3	*at UC Riverside	L, 76-82	Robinson (18)
2/8	*at Pacific	W, 82-77	Robinson (19)
2/10	*at Cal State Northridge	W, 75-73	Brown (22)
2/14	*Long Beach State	L, 84-94	Brown (36)
2/17	+at Wright State (ESPN 360)	L, 62-77	Cutley (20)
2/22	*UC Santa Barbara (KVMD)	W, 79-73	Brown (29)
2/24	*Cal Poly (FSN PT)	L, 80-90	Brown (26)
3/3	at UC Davis	L, 68-77	Brown (15)
			Burns (15)
3/8	^vs. Pacific (KVMD)	**W, 100-92	Brown (30)
3/9	^vs. Cal Poly (ESPNU)	L, 56-81	Cutley (20)

*Big West game

+O'Reilly ESPNU BracketBusters (Dayton, OH)

^Big West Tournament (Anaheim, CA)


Home games in **bold**

• Overtime

CAL STATE FULLERTON TITANS

2006-07 STATISTICS

No.	Player	G-GS	Min - Avg	FG-FGA	Pct	3P-3PA	Pct	FT-FTA	Pct	Off-Def	Tot- Avg	PF-FO	AT	TO	BS	ST	Pts - Avg
03	Brown, Bobby	27-27	933-34.6	188-402	.468	80-206	.388	90-114	.789	16-56	72-2.7	64-1	138	96	3	35	546-20.2
02	Cutley, Scott	26-26	861-33.1	159-324	.491	18-51	.353	70-124	.565	80-167	247-9.5	71-3	68	83	3	26	406-15.6
00	Robinson, Frank	27-27	790-29.3	116-270	.430	38-126	.302	51-81	.630	67-98	165-6.1	85-4	71	56	14	35	321-11.9
54	Crenshaw, Marcus	30-3	675-22.5	118-269	.439	83-200	.415	23-32	.719	8-35	43-1.4	61-0	68	34	1	11	342-11.4
05	Burns, Justin	30-29	854-28.5	127-276	.460	1-2	.500	60-110	.545	77-124	201-6.7	85-3	41	74	24	23	315-10.5
22	Reed, Ray	30-29	869-29.0	81-196	.413	13-46	.283	53-83	.639	26-65	91-3.0	62-1	94	63	5	51	228-7.6
42	Green, Andrew	28-0	305-10.9	40-68	.588	1-1	1.000	20-26	.769	38-40	78-2.8	52-2	9	17	1	7	101-3.6
43	Minardo, Chris	20-3	175-8.8	25-56	.446	12-33	.364	8-10	.800	15-22	37-1.9	26-0	8	5	4	2	70-3.5
24	Lake, Jarrel	4-0	20-5.0	5-7	.714	0-0	.000	3-6	.500	4-3	7-1.8	3-0	0	2	0	0	13-3.3
21	Alexander, Kenneth	22-2	238-10.8	26-48	.542	0-1	.000	14-20	.700	23-36	59-2.7	30-1	3	7	6	4	66-3.0
14	Williams, Winsor	3-0	34-11.3	1-8	.125	1-6	.167	2-2	1.000	2-2	4-1.3	3-0	4	3	0	2	5-1.7
34	Morgan, Marcus	26-4	295-11.3	17-41	.415	0-1	.000	9-17	.529	23-45	68-2.6	38-0	15	21	4	7	43-1.7
15	Battles, Curtis	7-0	17-2.4	2-6	.333	0-0	.000	2-4	.500	1-2	3-0.4	3-0	0	1	0	0	6-0.9
01	Marshall, Dwayne	4-0	10-2.5	0-2	.000	0-0	.000	0-0	.000	0-0	0-0.0	1-0	0	1	0	1	0-0.0
Team										47-58	105-3.5	0		0			
CAL STATE FULLERTON		30	6075	905-1973	.459	247-673	.367	405-629	.644	427-753	1180-39.3	584-15	519	463	65	204	2462-82.1
Opponents		30	6075	834-1822	.458	190-537	.354	433-627	.691	344-768	1112-37.1	571-	429	507	68	175	2291-76.4



Burton's Coaching Record

Year	School	W	L	Pct.
2003-04	Cal State Fullerton	11	17	.393
2004-05	Cal State Fullerton	21	11	.656
2005-06	Cal State Fullerton	16	13	.552
2006-07	Cal State Fullerton	20	10	.667
Career Totals		68	51	.571

Fresno State (1968) • 5th season

Career Record: 68-51 (.571)
CSF Record: 68-51 (.571)

- Under his tutelage, the Titans have posted three consecutive winning seasons for the first time in two decades and won 20 games twice in the last three years.
- Owns second-best winning percentage (.571) in Titan career coaching annals entering 2007-08.
- Led the Titans to a 21-11 record and a 2-1 road performance in the postseason NIT in 2004-05, the second-most successful year in school history.
- Instituted high-scoring offense that ranked fifth in the nation in scoring (82.1 ppg) in 2006-07.
- Selected California Community College Coach of the Year four times at West Valley CC.

Coaching Experience: Assistant Coach, Cal Poly, 1968-69...assistant coach, Leigh High School, 1970-71...assistant coach, Westmont High School, 1971-72...head coach, Willow Glen High School, 1972-80...head coach, West Valley Community College, 1980-86 & 1987-02...assistant coach, Utah, 1986-87...assistant coach, Fresno State, 2002-03...head coach, Cal State Fullerton, 2003-present.

CAL STATE FULLERTON'S ALL-TIME COACHES

Years	Coach	W	L	Pct.
1960-72	Alex Omalev	139	176	.441
1972-73	Moe Radovich	9	17	.346
1973-80	Bobby Dye	109	78	.583
1980-88	George McQuarn	122	117	.510
1988-92	John Sneed	55	59	.482
1992-94	Brad Holland	23	31	.426
1994-2000	Bob Hawking	59	103	.364
2000-03	Donny Daniels	20	64	.238
2003-present	Bob Burton	68	51	.571

RETURNEE CAREER STATS (Two Year Experience Min.)

Player	G-GS	Min - Avg	FG-FGA	Pct	3P-3PA	Pct	FT-FTA	Pct	Off-Def	Tot- Avg	PF-FD	AT	TO	BS	ST	Pts - Avg
Robinson, Frank	56-35	1470-26.3	237-520	.456	87-236	.369	93-139	.669	114-198	312-5.6	160-8	113	104	24	83	654-11.7

CAL STATE NORTHRIDGE MATADORS

MATADOR NOTEBOOK

• This will be the 50th season of men's basketball at Cal State Northridge, and 18th as a Division I program. The Matadors will be sporting a new look in many respects with a league-high 11 newcomers on the roster.

• However, the influx of new talent is not to be confused with starting anew. The Matadors welcome back their top three scorers among five returning letterwinners. The five letterwinners accounted for 58.6 percent (1,371 points) of the team's total offense from last year.

• Senior **Jonathan Heard** led the team in scoring with 13.5 points per game in earning All-Big West Honorable Mention. He is also the team's top returning rebounder (5.5 rpg). He has consistently been one of the main offensive options throughout his career, surpassing the 1,000 point career scoring mark late last season. The 6-6 guard/forward enters the 2007-08 campaign with 1,020 career points.

• The combination of Heard and 6-8 senior forward **Calvin Chitwood** gives the Matadors one of the top scoring duos in the Big West. Chitwood averaged 13.2 points to rank 12th in the league in scoring, while Heard was a notch higher at 11th. Chitwood also topped the conference in free throw percentage, hitting at an .851 (80-of-94) clip. He was fourth on the league leaderboard in field goal percentage (.514) and shot better than 50 percent for the third consecutive season.

• Junior guard **Rob Haynes** established himself as one of the league's top perimeter players with a sixth-best .426 (46-of-108) three-point field goal percentage. His 46 threes accounted for more than half of his total field goal makes (87).

• Haynes enters the season ninth in the Big West record book with a career three-point field goal percentage of .425 (68 of 160).

• CSUN has led the Big West in steals for six straight seasons. In 2006-07, the Matadors had 278 steals in 31 games (9.0 spg), ranking No. 22 nationally.

• The Matadors, who committed 593 turnovers against 453 assists last year, are expected to be vastly better at point guard. Incoming guards **Josh Jenkins** and **Paul Wayne** should contend for that starting spot, along with veteran **Rai Colston**. Jenkins earned All-American honors at Frank Phillips College in Texas, where he led his team in scoring (18.7 ppg) and ranked third in the nation in assists (9.1 apg). During his sophomore season (2006-07) at College of Southern Idaho, Wayne directed the Golden Eagles to a 30-7 record, a championship in league play, and a trip to the National Junior College Tournament.



Junior ROB HAYNES

QUICK FACTS

Location:.....Northridge, CA
Enrollment:33,000
Founded:1958
Colors:Red, White & Black
Nickname: Matadors
Arena (Capacity): The Matadome (1,600)

President: Dr. Jolene Koester
Director of Athletics:Rick Mazzuto
Senior Woman Administrator:Janet Pinneau
Men's Basketball SID:Bob Vazquez
Phone: (818) 677-2313
Fax: (818) 677-4950
Email Address:bobbyv@csun.edu
Website Address: www.GoMatadors.com

Head Coach: Bobby Braswell
Career Record:168-157 (11 years)
Record at CSUN:168-157 (11 years)
Alma Mater: Cal State Northridge (1985)
Assistant Coach: Louis Wilson
Assistant Coach: Stan Johnson
Assistant Coach: James Blake

Letterwinners Returning/Lost: 5/10
Starters Returning/Lost: 3/2
Newcomers:11
2006-07 Record: 14-17
2006-07 Big West Record:5-9 (t-6th)

2007-08 ROSTER

NO.	PLAYER	POS	HT	WT	YR-EXP	HOMETOWN/LAST SCHOOL
1	Jonathan Heard	G/F	6-6	185	Sr.-3V	Inglewood, CA/Dorsey HS
2	Rodrigue Mels	G	6-3	180	Jr.-JC	Les Abymes, Guadeloupe/Midland College
4	Rob Haynes	G	6-4	175	Jr.-2V	Cerritos, CA/Mater Dei HS
5	Deon Tresvant	G	6-0	170	Jr.-JC	Long Beach, CA/Long Beach CC
11	Jayne Miller	F	6-8	225	Sr.-1V	Newbury Park, CA/LA Valley JC
12	Matthew Wallace	G	6-1	160	Fr.-HS	Inglewood, CA/Inglewood HS
13	Jermaine Smith	F	6-9	220	Jr.-JC	Newark, NJ/Ohlone JC
15	Paul Wayne	G	6-1	165	Jr.-JC	Washington, DC/College of Southern Idaho
20	Josh Jenkins	G	5-10	175	Jr.-JC	Albuquerque, NM/Frank Phillips College
22	Therin Taylor	F/G	6-5	180	So.-JC	Richmond, CA/Merritt JC
23	Rai Colston	G	5-9	190	Sr.-1V	Woodland Hills, CA/LA Valley JC
24	Evan Scott	F	6-6	195	Fr.-RS	Long Beach, CA/Millikan HS
31	Tony Osunsanmi	G/F	6-4	190	Fr.-HS	Ontario, CA/Colony HS
32	Calvin Chitwood	F	6-8	220	Sr.-3V	Phoenix, AZ/Paradise Valley HS
33	Tremaine Townsend	F	6-9	215	Jr.-JC	Phoenix, AZ/Saddleback JC
34	Xavier Reed	G/F	6-5	215	Fr.-HS	Minneapolis, MN/Osseo HS
42	Michael Lizarraga	F	6-7	240	Fr.-HS	Dixon, CA/California School for the Deaf

MATADORS BY CLASS

Seniors: 4
Juniors: 7
Sophomores: 1
Freshmen: 5

3 Yr Exp - 2
2 Yr Exp - 1
1 Yr Exp - 2
HS Exp - 4
JC Exp - 7
RS Exp - 1

CAL STATE NORTHRIDGE STAFF



Dr. Jolene Koester

President



Rick Mazzuto

Director of Athletics



Janet Pinneau

Senior Woman Administrator

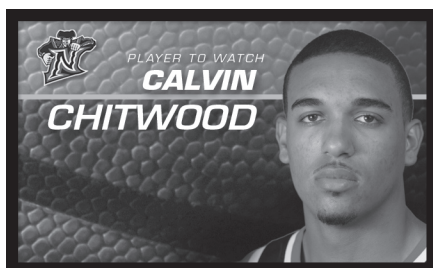


Bob Vazquez

Assistant AD/ Media Relations

CAL STATE NORTHRIDGE MATADORS

MATADOR PLAYERS TO WATCH



Chitwood averaged a career-high 13.2 points per game in 2006-07 ... ranked second on the team in scoring ... athletically gifted player is closing in on 1,000 career points, needing only 118 points to achieve

that mark ... has shot better than 50 percent in each of his three seasons and owns a career field goal percentage of 53.6 percent ... made immense improvement at charity stripe, going from 68.8 percent in 2005-06 to a league-best 85.1 percent (80-of-94) last season ... tallied double-digit points in 22 of 31 contests ... energized CSUN with a career-high 30-point effort in win over Eastern Washington (12/3/06).

CAREER STATS

Season	GP-GS	FG%	FT%	PTS	PPG	REB	RPG
2004-05	30-20	52.9	61.8	238	7.9	98	3.3
2005-06	20-19	58.5	68.8	236	11.8	110	5.5
2006-07	31-24	51.4	85.1	408	13.2	151	4.9
Career	81-63	53.6	73.1	882	10.9	359	4.4



Heard ranks second among active Big West career scoring leaders with 1,020 points ... averaged 13.5 points per game, which was 12th-best in the Big West ... was fifth among conference players with seven

games of 20 points or more ... led team with 44 steals ... finished in Big West top five in steals for two consecutive seasons, coming in third (1.42 spg) in 2006-07 ... also ranked eighth in the league in field goal percentage (.472) and 12th in rebounding (5.5 rpg) ... needs to improve perimeter game as he is a career 26 percent shooter (27-of-106) from three-point range ... scored in double figures 21 times last season.

CAREER STATS

Season	GP-GS	FG%	FT%	PTS	PPG	REB	RPG
2004-05	31-15	47.2	74.5	260	8.4	90	2.9
2005-06	28-13	49.6	72.7	343	12.3	109	3.9
2006-07	31-22	47.2	64.1	417	13.5	169	5.5
Career	90-50	47.9	69.8	1020	11.3	368	4.1

2007-08 SCHEDULE

Date	Day	Opponent	Time
10/31	Wed.	#Cal State Los Angeles	7:05 pm
11/6	Tue.	#The Masters College	8:00 pm
11/10	Sat.	Chicago State	2:00 pm
11/17	Sat.	at Pepperdine	7:00 pm
11/21	Wed.	Cal State Bakersfield	7:05 pm
11/28	Wed.	at Cleveland State	4:00 pm
11/30	Fri.	+vs. Duquesne	3:00 pm
12/1	Sat.	+at Drake/vs. NC Central	3:00/5:30 pm
12/5	Wed.	Utah Valley State	7:05 pm
12/8	Sat.	at Gonzaga	5:00 pm
12/20	Thr.	Vanguard	7:05 pm
12/22	Sat.	at Washington (FSN Northwest)	3:00 pm
12/28	Fri.	at Utah Valley State	6:05 pm
1/3	Thr.	*at Cal Poly	7:00 pm
1/5	Sat.	*at UC Santa Barbara	7:00 pm
1/10	Thr.	*UC Davis	7:05 pm
1/12	Sat.	*Pacific	7:05 pm
1/16	Wed.	*at UC Riverside	7:00 pm
1/22	Tue.	at Chicago State	5:00 pm
1/26	Sat.	*Long Beach State (FSN PT)	4:00 pm
1/31	Thr.	*UC Irvine	7:05 pm
2/2	Sat.	*Cal State Fullerton	7:05 pm
2/7	Thr.	*at Pacific	7:00 pm
2/9	Sat.	*at UC Davis	7:00 pm
2/16	Sat.	*UC Riverside	7:05 pm
2/20	Wed.	*at Long Beach State	7:00 pm
2/23	Sat.	ESPN Bracket Busters	TBA
2/28	Thr.	*at Cal State Fullerton (KVMD)	7:05 pm
3/1	Sat.	*at UC Irvine	7:05 pm
3/6	Thr.	*UC Santa Barbara	7:05 pm
3/8	Sat.	*Cal Poly	7:05 pm
3/12-15	Wed.-Sat.	Big West Tournament (Anaheim, CA)	TBA

#Exhibition Home games in **bold**
 +Drake Iowa Realty Tournament (Des Moines, IA) All Times are Pacific
 *Big West game

2006-07 RESULTS (14-17, 5-9)

Date	Opponent	Score	High Scorer(s)
11/10	+vs. Portland State	W, 90-65	Jones (22)
11/11	+at Oregon	L, 73-84	Shewmake (15)
11/12	+vs. Lehigh	W, 74-68	Hill (13)
11/15	University Of Redlands	W, 159-97	Heard (22)
11/18	Pepperdine	W, 95-92	Noblitt (22)
11/20	at Illinois State	L, 44-66	Chitwood (14)
11/25	at Tulsa	L, 70-91	Chitwood (11)
12/3	Eastern Washington	W, 102-98	Chitwood (30)
12/9	Boise State	L, 75-84	Heard (24)
12/14	The Master's College	W, 73-66	Chitwood (26)
12/16	at Washington State	L, 50-69	Heard (20)
12/30	*at Pacific	L, 64-68	Jones (17)
1/4	*at Cal State Fullerton	L, 72-76	Hill (21)
1/6	*at UC Riverside	W, 67-60	Jones (18)
1/11	*UC Irvine (KVMD)	W, 67-61	Haynes (16)
1/13	*Long Beach State	W, 90-83	Heard (24)
1/18	at UC Davis	**L, 88-93	Heard (19)
1/21	South Dakota State	W, 72-61	Chitwood (21)
1/25	*UC Santa Barbara	L, 57-67	Heard (17)
1/27	*Cal Poly (FSN PT)	L, 68-79	Chitwood (13)
2/1	*at Long Beach State	L, 72-79	Jones (16)
2/3	*at UC Irvine	L, 66-75	Peters, Heard (13)
2/8	*UC Riverside (KVMD)	W, 89-69	Miller, Chitwood (16)
2/10	*Cal State Fullerton	L, 73-75	Shewmake (24)
2/14	UC Davis	W, 91-74	Shewmake (25)
2/17	Cleveland State	L, 76-85	Shewmake (16)
2/20	at South Dakota State	W, 64-63	Chitwood (18)
2/24	*Pacific	W, 76-73	Chitwood (19)
3/1	*at Cal Poly	L, 70-86	Chitwood (22)
3/3	*at UC Santa Barbara (FSNW)	L, 59-75	Chitwood (21)
3/7	^vs. Pacific	L, 54-71	Shewmake (14)

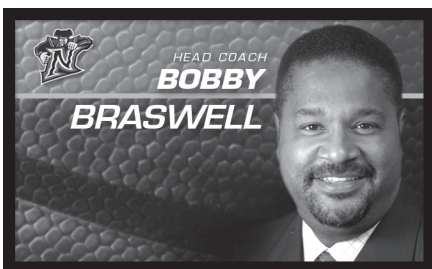
*Big West game
 +Basketball Travelers Classic (Eugene, OR)
 ^Big West Tournament (Anaheim, CA)

• Overtime
 Home games in **bold**

CAL STATE NORTHridge MATADORS

2006-07 STATISTICS

No.	Player	G-GS	Min - Avg	FG-FGA	Pct	3P-3PA	Pct	FT-FTA	Pct	Off-Def	Tot- Avg	PF-FO	AT	TO	BS	ST	Pts - Avg
03	Heard, Jonathan	31-22	845-27.3	158-335	.472	8-37	.216	93-145	.641	71-98	169-5.5	71-3	63	95	6	44	417-13.5
32	Chitwood, Calvin	31-24	765-24.7	152-296	.514	24-75	.320	80-94	.851	65-86	151-4.9	119-10	30	51	16	34	408-13.2
04	Haynes, Rob	31-20	802-25.9	87-194	.448	46-108	.426	45-62	.726	34-48	82-2.6	77-1	56	59	5	26	265-8.5
34	Shewmake, Thomas	28-25	680-24.3	91-216	.421	12-43	.279	44-53	.830	52-156	208-7.4	63-2	42	61	18	34	238-8.5
25	Jones, Terrell	31-16	669-21.6	84-175	.480	17-49	.347	70-91	.769	67-70	137-4.4	72-0	32	44	5	14	255-8.2
11	Miller, Jayme	31-13	504-16.3	67-132	.508	0-0	.000	45-74	.608	51-44	95-3.1	111-5	23	50	9	22	179-5.8
21	Hill, Jason	31-26	554-17.9	58-133	.436	14-35	.400	34-52	.654	10-70	80-2.6	79-5	66	71	10	43	164-5.3
31	McCrary, Mike	7-0	59-8.4	9-22	.409	4-13	.308	11-15	.733	2-10	12-1.7	6-0	5	6	1	2	33-4.7
01	Peters, Tre	29-5	353-12.2	37-90	.411	8-23	.348	29-48	.604	2-32	34-1.2	44-1	51	59	0	15	111-3.8
05	Noblitt, Jordan	20-0	195-9.8	21-77	.273	18-68	.265	11-13	.846	6-11	17-0.9	28-2	8	18	2	4	71-3.6
23	Colston, Rai	31-1	426-13.7	34-92	.370	8-31	.258	26-38	.684	6-25	31-1.0	47-0	63	50	1	23	102-3.3
20	Tyson, Lawrence	16-0	71-4.4	11-30	.367	7-17	.412	4-6	.667	4-5	9-0.6	10-0	4	3	0	5	33-2.1
40	Powers, Austen	18-1	136-7.6	12-21	.571	0-0	.000	7-9	.778	14-30	44-2.4	23-0	2	12	2	5	31-1.7
42	Everage, Keith	15-1	85-5.7	6-15	.400	0-0	.000	8-12	.667	6-8	14-0.9	10-0	4	9	0	2	20-1.3
44	Waggener, Austin	18-1	106-5.9	4-24	.167	2-10	.200	3-4	.750	8-21	29-1.6	11-0	4	3	2	5	13-0.7
	Team									47-45	92-3.0	0		1			
	CAL STATE NORTHridge	31	6250	831-1852	.449	168-509	.330	510-716	.712	445-759	1204-38.8	771-29	453	592	77	278	2340-75.5
	Opponents	31	6250	736-1660	.443	239-705	.339	642-914	.702	311-680	991-32.0	615-	424	550	98	271	2353-75.9




Cal State Northridge (1984) • 12th season

Career Record: 168-157 (.517)

CSUN Record: 168-157 (.517)

- Posted double-digit victories in all 11 seasons at Northridge, including four winning seasons.
- Guided CSUN to 17 or more wins four times, including back-to-back 20-win seasons in 1999-2000 and 2000-01.
- Ranks second all-time in school history with 168 wins.
- Led Matadors to best season as a Big West member in 2004-05, posting an 18-13 ledger.
- Led Cal State Northridge to the title game of the 2004 Big West Tournament.
- Was named the 2001 Big Sky Coach of the Year.
- Guided the Matadors to their first NCAA Tournament on the Division I level in 2000-01 and finished the year with a 22-10 record.

Coaching Experience: Head Coach, Cleveland High School, 1985-89...assistant coach, Long Beach State, 1989-92...assistant coach, Oregon, 1992-96...head coach, Cal State Northridge, 1996-present.



Braswell's Coaching Record

Year	School	W	L	Pct.
1996-97	Cal State Northridge	14	15	.483
1997-98	Cal State Northridge	12	16	.429
1998-99	Cal State Northridge	17	12	.586
1999-00	Cal State Northridge	20	10	.667
2000-01	Cal State Northridge	22	10	.688
2001-02	Cal State Northridge	12	16	.429
2002-03	Cal State Northridge	14	15	.483
2003-04	Cal State Northridge	14	16	.467
2004-05	Cal State Northridge	18	13	.581
2005-06	Cal State Northridge	11	17	.393
2006-07	Cal State Northridge	14	17	.452
Career Totals		168	157	.517

CAL STATE NORTHridge'S ALL-TIME COACHES

Years	Coach	W	L	Pct.
1958-63	Paul Thomas	33	97	.254
1963-71	Jerry Ball	104	101	.507
1971-96	Pete Cassidy	335	336	.499
1996-present	Bobby Braswell	168	157	.517

RETURNEE CAREER STATS (Two Year Experience Min.)

Player	G-GS	Min - Avg	FG-FGA	Pct	3P-3PA	Pct	FT-FTA	Pct	Off-Def	Tot- Avg	PF-FD	AT	TO	BS	ST	Pts - Avg
Heard, Jonathan	90-50	2219-24.7	367-766	.479	27-106	.255	259-371	.698	152-216	368-4.1	177-4	169	225	11	118	1020-11.3
Chitwood, Calvin	81-63	2046-25.3	336-627	.536	39-110	.355	171-234	.731	149-210	359-4.4	250-13	65	122	33	80	882-10.9
Haynes, Rob	59-42	1333-22.6	133-298	.446	68-160	.425	85-111	.766	53-80	133-2.3	121-2	81	100	8	39	419-7.1
Miller, Jayme	37-18	609-16.5	78-156	.500	0-0	.000	56-86	.651	61-55	116-3.1	127-6	27	58	9	25	212-5.7

LONG BEACH STATE 49ERS

49ER NOTEBOOK

• Long Beach State brought in **Dan Monson** to lay the foundation for the program's future success. He is the 16th head coach in LBSU history, hired on April 7, 2007. The 45-year old Monson has previously held head coaching posts at the University of Minnesota and Gonzaga University. In seven-plus seasons, he led the Gophers to a 118-106 record, one NCAA Tournament appearance and four trips to the National Invitation Tournament. Monson spent 11 years in Spokane, the last two as head coach, building the Bulldogs into a national power. He posted a 52-17 mark, culminating in an NCAA Elite Eight appearance in 1998-99.

• Monson inherits a club that resembles nothing from last year's 24-8 edition that won the Big West regular season and tournament titles, and earned LBSU's first NCAA Tournament berth since 1995. Gone are the top nine scorers from a unit that had four players average double-digits in scoring.

• Among four returning letterwinners, only one played in more than half of the games last year. Senior **Artis Gant** is the 49ers' top returning scorer (1.9 ppg).

• To replenish the cupboard, Monson and his staff brought in nine new players and joined them with two redshirts and the four returners. Among the recruits, six are from the junior college ranks and three came out of high school.

• Junior guard **Donovan Morris** is going to be one of Long Beach's keys to success. Morris played two seasons at Fresno State before sitting out the 2006-07 campaign in accordance with NCAA transfer rules. He averaged 11.7 ppg as a freshman and 7.5 ppg his sophomore season. Morris led the Western Athletic Conference in three-point field goal percentage (.425) in 2004-05.

• The schedule features seven of the first 11 contests on the road, with games at the likes of Washington, Saint Louis, Hawai'i and California. Only 13 of the 30 games on the schedule will be played in the friendly confines of The Walter Pyramid, where Long Beach was 12-1 last season.

• Plenty of opportunities exist for playing time for the newcomers. **Brian Freeman**, a 6-10 center, could play a big role after averaging 18.1 points and 14.4 rebounds at Clackamas CC in Oregon last season. **Greg Plater** may inherit the starting point guard role. The 6-2 freshman guard (McKay HS in Oregon) was ranked as the No. 1 point guard in the state by Northwesthoops.com. He averaged 22.4 points per game as a high school senior. Juniors **Cornel Williams**, **Maurice Clady** and **Brandon Johnson** also could see extended minutes.



Junior ARTIS GANT

QUICK FACTS

Location:.....Long Beach, CA
Enrollment:34,620
Founded:1949
Colors:Black & Gold
Nickname:49ers
Arena (Capacity):The Walter Pyramid (4,200)

President:Dr. F. King Alexander
Director of Athletics:Vic Cegles
Senior Woman Administrator:Cindy Masner
Men's Basketball SID:Steve Janisch
Phone:(562) 985-7797
Fax:(562) 985-1549
Email Address:sjanisch@csulb.edu
Website Address:www.longbeachstate.com

Head Coach:Dan Monson
Career Record:170-123 (10 years)
Record at LBSU:0-0 (1st year)
Alma Mater:Idaho (1985)
Assistant Coach:Vic Couch
Assistant Coach:Eric Brown
Assistant Coach:Rod Palmer

Letterwinners Returning/Lost:4/10
Starters Returning/Lost:0/5
Newcomers:9
2006-07 Record:24-8
2006-07 Big West Record:12-2 (1st)

2007-08 ROSTER

NO.	PLAYER	POS	HT	WT	YR-EXP	HOMETOWN/LAST SCHOOL
1	Brice Gallow	G	6-1	182	Jr.-JC	Redondo Beach, CA/Antelope Valley College
2	Lauren Heard	G	6-2	171	Fr.-HS	Long Beach, CA/Jordan HS
3	Greg Plater	G	6-1	165	Fr.-HS	Salem, OR/McKay HS
4	Donovan Morris	G	6-3	201	Jr.-RS	San Bernardino, CA/Fresno State
10	Arturas Lazdauskas	F	6-7	215	So.-1V	Kaunas, Lithuania/Hollywood HS
11	Artis Gant	G	6-3	217	Jr.-2V	Pasadena, CA/Pasadena HS
14	Darnell Porter	G	6-4	182	Fr.-RS	Long Beach, CA/Millikan HS
15	Redmond Parker	F	6-7	210	Fr.-HS	Calabasas, CA/St. Thomas Moore Prep
20	Maurice Clady	G	5-8	147	Jr.-JC	San Diego, CA/Grossmont JC
22	Brandon Johnson	F	6-8	220	Jr.-JC	Vancouver, WA/Lamar CC
24	Brian Freeman	C	6-10	225	Jr.-JC	Oregon City, OR/Clackamas CC
33	Stephan Gillling	G	6-2	207	Jr.-TR	Chino Hills, CA/Colorado State
34	Chris Peys	G	6-5	195	So.-1V	Long Beach, CA/Long Beach Poly HS
44	Cornel Williams	F	6-4	207	Jr.-JC	San Diego, CA/San Diego CC
50	Andrew Fleming	C	7-0	255	So.-1V	Cypress, CA/Cypress HS

49ERS BY CLASS

Seniors: 0
Juniors: 8
Sophomores: 3
Freshmen: 4

3 Yr Exp - 0
2 Yr Exp - 1
1 Yr Exp - 3
HS Exp - 3
JC Exp - 5
RS Exp - 2
Transfers - 1

LONG BEACH STATE STAFF



F. King
Alexander

President



Vic
Cegles

Director of
Athletics



Cindy
Masner

Senior Woman
Administrator



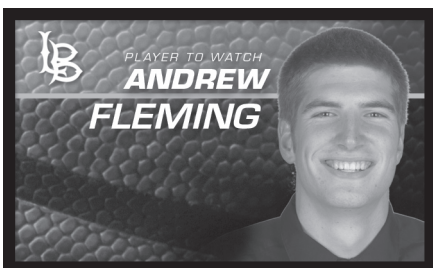
Steve
Janisch

Assistant AD/
Media Relations



LONG BEACH STATE 49ERS

49ER PLAYERS TO WATCH



Fleming, one of three seven-footers in the Big West this season, looks to flourish in the new system implemented by head coach Dan Monson ... attended Pete Newell's "Big Man Camp" this past summer ... redshirted in 2005-06 as a walk-on ... awarded a scholarship in the spring of 2007 ... played in 12 games last season, averaging 0.6 points and 0.3 rebounds per game ... shot .250 (2-of-8) from the field and .600 (3-of-5) at the free throw line ... logged season-best five minutes of action against UC Santa Barbara (Jan. 4) and UC Riverside (Jan. 20) at home ... only blocked shot of season came against UCSB.

CAREER STATS

Season	GP-GS	FG%	FT%	PTS	PPG	REB	RPG
2006-07	12-0	25.0	60.0	7	0.6	4	0.3
Career	12-0	25.0	60.0	7	0.6	4	0.3



Morris is expected to be an impact player for a new look 49er squad in 2007-08 ... transferred from Fresno State where he played for two seasons, starting in 33 of 57 games ... outstanding three-point shooter led the Western Athletic Conference with a .425 (62-of-146) three-point percentage in 2004-05 ... was fourth in three-pointers per game (2.14) and 20th in scoring (11.7) that year ... averaged 7.5 points per game in 2005-06 ... shot .392 (40-of-102) from three-point range and led the Bulldogs in free throw percentage (.867) ... scored in double figures 19 times as a freshman.

CAREER STATS (2 years at Fresno State)

Season	GP-GS	FG%	FT%	PTS	PPG	REB	RPG
2004-05	29-24	45.1	79.7	339	11.7	99	3.4
2005-06	28-9	43.9	86.7	210	7.5	75	2.7
Career	57-33	44.6	81.8	549	9.6	174	3.1

2007-08 SCHEDULE

Date	Day	Opponent	Time
11/3	Sat.	#San Francisco State	2:05 pm
11/10	Sat.	Brigham Young	2:05 pm
11/13	Tue.	at Montana State	6:05 pm
11/17	Sat.	Idaho State	4:05 pm
11/21	Wed.	at Pepperdine	7:00 pm
11/26	Mon.	at Washington (FSN Northwest)	7:30 pm
12/1	Sat.	at Saint Louis	11:00 am
12/5	Wed.	Loyola Marymount	7:05 pm
12/9	Sun.	at Hawai'i	8:00 pm
12/18	Tue.	San Francisco	7:05 pm
12/28	Fri.	+at California	5:00 pm
12/29	Sat.	+vs. Bucknell/North Dakota State	2:30/5:00 pm
1/3	Thr.	*at UC Santa Barbara	7:00 pm
1/5	Sat.	*at Cal Poly	7:00 pm
1/10	Thr.	*Pacific	7:05 pm
1/12	Sat.	*UC Davis	4:05 pm
1/19	Sat.	*at UC Riverside	7:00 pm
1/23	Wed.	Cal State Bakersfield	7:05 pm
1/26	Sat.	*at Cal State Northridge (FSN PT)	4:00 pm
1/31	Thr.	*Cal State Fullerton (KVMD)	7:05 pm
2/2	Sat.	*UC Irvine	7:05 pm
2/7	Thr.	*at UC Davis	7:00 pm
2/9	Sat.	*at Pacific	7:00 pm
2/13	Wed.	*UC Riverside	7:05 pm
2/16	Sat.	at Cal State Bakersfield	7:00 pm
2/20	Wed.	*Cal State Northridge	7:05 pm
2/23	Sat.	at ESPN Bracket Buster	TBA
2/28	Thr.	*at UC Irvine	7:30 pm
3/1	Sat.	*at Cal State Fullerton	6:05 pm
3/6	Thr.	*Cal Poly	7:05 pm
3/8	Sat.	*UC Santa Barbara	4:05 pm
3/12-15	Wed.-Sat.	Big West Tournament (Anaheim, CA)	TBA

#Exhibition
+Golden Bear Classic (Berkeley, CA)
*Big West game

Home games in **bold**
All Times are Pacific

2006-07 RESULTS (24-8, 12-2)

Date	Opponent	Score	High Scorer(s)
11/14	+vs. Air Force	L, 68-69	Nixon (17)
11/15	+vs. San Jose State (ESPNU)	W, 86-67	Byrd (20)
11/17	Cal State Bakersfield	W, 73-70	Nixon (22)
11/24	at USC (FSN PT)	L, 61-79	Nixon (13)
11/28	at No. 1 UCLA	L, 58-88	Byrd (15)
12/2	at Temple	L, 49-74	Byrd (12)
12/3	at UMBC	W, 57-53	Nixon (23)
12/7	Pepperdine	W, 95-90	Byrd (26)
12/9	Sacramento State	W, 76-55	Nixon (19)
12/17	at San Jose State	W, 76-67	Johnson (20)
12/22	at Loyola Marymount	W, 66-65	Byrd (16)
12/28	at UC Davis	W, 89-75	Dawson, Nixon (16)
12/30	Manhattan College	W, 74-61	Nixon (15)
1/4	*UC Santa Barbara	W, 101-65	Nixon (35)
1/6	*Cal Poly	W, 77-70	Johnson (26)
1/13	*at Cal State Northridge	L, 83-90	Johnson (23)
1/18	*Cal State Fullerton (KVMD)	W, 95-85	Nixon (27)
1/20	*UC Riverside	W, 99-65	Houston (17)
1/25	*at UC Irvine (KVMD)	L, 84-88	Johnson (23)
2/1	*Cal State Northridge	W, 79-72	Byrd (23)
2/3	*Pacific (FSN PT)	W, 92-64	Byrd (22)
2/8	*at Cal Poly	W, 80-77	Nixon (26)
2/10	*at UC Santa Barbara (FSN PT)	W, 68-67	Johnson (22)
2/14	*at Cal State Fullerton	W, 94-84	Johnson (19)
2/17	Hawai'i	L, 78-93	Nixon (17)
2/24	UC Davis	W, 102-77	Nixon (27)
2/26	*at Pacific (ESPN2)	W, 82-76	Nixon (32)
3/1	*UC Irvine (KVMD)	W, 85-80	Nixon (22)
3/3	*at UC Riverside	W, 91-75	Byrd (23)
3/9	^vs. UC Irvine (ESPNU)	W, 77-63	Byrd (20)
3/10	^vs. Cal Poly (ESPN2)	W, 94-83	Nixon (29)
3/16	=vs. No. 25 Tennessee (CBS)	L, 86-121	Johnson (24)

*Big West game
+College Basketball Experience Classic (Stanford, CA)
^Big West Tournament (Anaheim, CA)
=NCAA Tournament First Round (Columbus, OH)

Home games in **bold**

LONG BEACH STATE 49ERS

2006-07 STATISTICS

No.	Player	G-GS	Min - Avg	FG-FGA	Pct	3P-3PA	Pct	FT-FTA	Pct	Off-Def	Tot- Avg	PF-FO	AT	TO	BS	ST	Pts - Avg
55	Nixon, Aaron	32-32	1055-33.0	198-479	.413	81-207	.391	124-166	.747	36-120	156-4.9	84-3	100	87	10	43	601-18.8
01	Johnson, Kejuan	26-25	850-32.7	132-326	.405	60-158	.380	83-99	.838	25-81	106-4.1	52-0	91	78	6	46	407-15.7
15	Byrd, Sterling	32-32	972-30.4	154-320	.481	57-157	.363	69-93	.742	65-146	211-6.6	50-0	38	53	17	38	434-13.6
20	Houston, Kevin	32-32	1025-32.0	129-290	.445	46-110	.418	76-110	.691	25-66	91-2.8	73-1	139	90	5	36	380-11.9
44	Ricks, Dominique	32-31	688-21.5	96-152	.632	0-0	.000	35-71	.493	91-91	182-5.7	76-0	16	24	14	34	227-7.1
21	Dawson, Mark	29-1	500-17.2	74-134	.552	0-0	.000	19-37	.514	54-74	128-4.4	73-0	7	30	31	11	167-5.8
02	Darby, Louis	31-7	564-18.2	58-125	.464	8-23	.348	41-59	.695	23-55	78-2.5	74-3	34	30	3	17	165-5.3
22	Island, Tim	23-0	216-9.4	19-53	.358	13-38	.342	8-11	.727	9-15	24-1.0	15-0	2	4	1	1	59-2.6
33	Free, Travon	15-0	76-5.1	14-23	.609	0-0	.000	9-14	.643	10-8	18-1.2	9-0	0	6	1	1	37-2.5
11	Gant, Artis	26-0	252-9.7	15-49	.306	4-21	.190	16-19	.842	12-21	33-1.3	27-0	16	33	1	8	50-1.9
32	Freeman, Dominic	9-0	54-6.0	5-11	.455	1-4	.250	2-3	.667	5-3	8-0.9	5-0	4	1	0	1	13-1.4
24	Peys, Chris	15-0	45-3.0	6-14	.429	3-9	.333	0-0	.000	4-5	9-0.6	3-0	3	3	0	0	15-1.0
10	Lazdauskas, Arturas	13-0	74-5.7	4-10	.400	0-1	.000	5-11	.455	3-9	12-0.9	12-0	3	4	1	0	13-1.0
50	Fleming, Andrew	12-0	29-2.4	2-8	.250	0-0	.000	3-5	.600	2-2	4-0.3	7-0	1	1	1	1	7-0.6
	Team									46-65	111-3.6	0		1			
	LONG BEACH STATE	32	6400	906-1994	.454	273-728	.375	490-698	.702	410-761	1171-36.6	560-7	454	445	91	237	2575-80.5
	Opponents	32	6400	857-1932	.444	250-661	.378	444-626	.709	404-797	1201-37.5	624-	488	523	80	208	2408-75.2



Idaho (1985) • 1st season

Career Record: 170-123 (.580)
LBSU Record: 0-0 (.000)

- Became the 16th head coach in Long Beach State history on April 7, 2007.
- Led his teams to seven postseason appearances (2 NCAA, 5 NIT) in 10 seasons as a head coach in stops at Gonzaga and Minnesota.
- Guided the Gophers to four NIT appearances and one trip to the NCAA Tournament over his seven-plus seasons, despite NCAA sanctions stemming from violations that occurred before his arrival.
- Took the Gophers to the NIT semifinals in Madison Square Garden in 2002-03 as they finished 19-14.
- Played a key role in building the Gonzaga program as an assistant, associate head coach and head coach, ultimately leading the Bulldogs to a 28-7 mark and the Elite Eight in 1998-99.

Coaching Experience: Graduate Assistant Coach, Alabama-Birmingham, 1986-88...assistant coach, Gonzaga, 1988-94...associate head coach, Gonzaga, 1994-97...head coach, Gonzaga, 1997-99...head coach, Minnesota, 1999-2007...head coach, Long Beach State, 2007-present.



Monson's Coaching Record

Year	School	W	L	Pct.
1997-98	Gonzaga	24	10	.706
1998-99	Gonzaga	28	7	.800
1999-00	Minnesota	12	16	.429
2000-01	Minnesota	18	14	.563
2001-02	Minnesota	18	13	.581
2002-03	Minnesota	19	14	.576
2003-04	Minnesota	12	18	.400
2004-05	Minnesota	21	11	.656
2005-06	Minnesota	16	15	.516
2006-07	Minnesota	2	5	.286
Career Totals		170	123	.580

LONG BEACH STATE'S ALL-TIME COACHES

Years	Coach	W	L	Pct.
1950-52	Herm Schwarzkopf	13	27	.325
1952-57	Earl Kidd	48	72	.400
1957-60	Bill Patterson	37	33	.529
1960-67	Dick Perry	83	97	.461
1967-68	Randy Sandefur	12	13	.480
1968-73	Jerry Tarkanian	121	20	.858
1973-74	Lute Olson	24	2	.923
1974-78	Dwight Jones	70	40	.636
1978-83	Tex Winter	78	69	.531
1983-84	Dave Buss	9	19	.321
1984-87	Ron Palmer	23	64	.264
1987-90	Joe Harrington	53	36	.596
1990-96	Seth Greenberg	105	70	.600
1996-02	Wayne Morgan	91	84	.520
2002-07	Larry Reynolds	63	83	.432

RETURNEE CAREER STATS (Two Year Experience Min.)

Player	G-GS	Min - Avg	FG-FGA	Pct	3P-3PA	Pct	FT-FTA	Pct	Off-Def	Tot- Avg	PF-FD	AT	TO	BS	ST	Pts - Avg
Gant, Artis	42-1	364-8.7	19-61	.311	8-25	.320	24-33	.727	15-23	38-0.9	37-0	27	47	1	10	70-1.7

UC DAVIS AGGIES

AGGIE NOTEBOOK

• UC Davis completed its four-year NCAA reclassification period from Division II to Division I and officially became the ninth member of the Big West Conference on July 1, 2007. The Aggies are familiar with Big West opposition, having played a full 16-game double round-robin schedule in each of the last three seasons.

• Although none of the games against Big West opponents officially counted in the conference standings, the Aggies have posted a combined mark of 12-36 (.250) in three "transition" seasons. UCD went 5-11 in 2004-05, 4-12 in 2005-06 and 3-13 in 2006-07.

• The Aggies do not have a senior on the 2007-08 roster. The team is comprised of six juniors, three sophomores and three freshmen.

• UCD returns three starters and eight letterwinners to the fold from last season's 5-23 club. Five of those letterwinners have at least two years of playing experience.

• Height is one of the trademarks of the 2007-08 Aggies. Of the 12 roster players, eight stand at least 6-7. Junior center **Michael Boone**, standing 7-2, is UCD's tallest player and tied with Cal State Fullerton's Adam Thomas for the league-wide distinction.

• Junior **Vince Oliver** leads the Aggies into battle. He has started 51 of 55 games during his two seasons in Davis, averaging 11.0 ppg as a freshman and 12.7 ppg last year. The 6-3 guard led the Aggies in assists (2.2), minutes played (30.7), free throw percentage (.889) and three-pointers (34).

• Oliver posted seven games of 20 points or more and scored in double figures 16 times. He collected a career-high 30 points in a 93-88 overtime win over Cal State Northridge on Jan. 18, 2007. Oliver needs to score 348 points to become the 15th player in UC Davis history to reach the 1,000 career-point milestone.

• Sophomore **Dominic Calegari** started 15 of 27 games, averaging 6.1 points and 3.1 rebounds per game. The 6-9 forward shot 48.9% (64-of-131) from the field and ranked second on the team with 22 three-pointers.

• The Aggies feature four players who contributed double-digit blocks in 2006-07 – sophomore **C.J. Portz** (17), Calegari (16), Boone (13) and junior **Jesse Lopez Low** (10).

• Featured non-league foes include 2007 NCAA Tournament teams New Mexico State, Texas and UCLA.



Junior VINCE OLIVER

QUICK FACTS

Location:..... Davis, CA
Enrollment:30,475
Founded:1908
Colors: Yale Blue & Gold
Nickname: Aggies
Arena (Capacity): The Pavilion (7,600)

Chancellor: Dr. Larry Vanderhoef
Director of Athletics: Greg Warzecka
Senior Woman Administrator: Nona Richardson
Men's Basketball SID: John McMahon
Phone: (530) 752-2663
Fax: (530) 754-5674
Email Address: jmcMahon@ucdavis.edu
Website Address: www.ucdavisaggies.com

Head Coach: Gary Stewart
Career Record: 184-188 (14 years)
Record at UCD: 42-69 (4 years)
Alma Mater: La Verne (1984)
Associate Head Coach: Greg Clink
Assistant Coach: Kevin Nosek
Assistant Coach: John Lamanna

Letterwinners Returning/Lost: 8/6
Starters Returning/Lost: 3/2
Newcomers: 5
2006-07 Record: 5-23
2006-07 Big West Record: N/A

2007-08 ROSTER

NO.	PLAYER	POS	HT	WT	YR-EXP	HOMETOWN/LAST SCHOOL
00	Michael Boone	C	7-2	285	Jr.-2V	Loma Linda, CA/Loma Linda Academy
2	Vince Oliver	G	6-3	195	Jr.-2V	Inglewood, CA/Loyola HS
4	Nathan Clark	G	6-4	180	Jr.-JC	Ripon, CA/Modesto JC
5	Ryan Silva	G	5-10	175	Fr.-HS	Clayton, CA/De La Salle HS
10	Adam Malik	G	6-8	195	Fr.-HS	Glendale, CA/La Canada HS
11	Mark Payne	G	6-7	190	Fr.-RS	Stockton, CA/St. Mary's HS
15	David Carter	G	6-1	180	Jr.-2V	Fontana, CA/Etiwanda HS
20	Kyle Brucculeri	F	6-8	200	Jr.-2V	Los Alamitos, CA/Los Alamitos HS
21	C.J. Portz	F	6-7	190	So.-1V	Las Vegas, NV/Bishop Gorman HS
24	Jesse Lopez Low	F	6-9	230	Jr.-2V	San Francisco, CA/St. Ignatius Prep
41	Dominic Calegari	F	6-9	220	So.-1V	Berkeley, CA/Saint Mary's College HS
42	Shane Hanson	G	6-7	230	So.-1V	Canyon Lake, CA/Temescal Canyon HS

AGGIES BY CLASS

Seniors: 0
Juniors: 6
Sophomores: 3
Freshmen: 3

3 Yr Exp - 0
2 Yr Exp - 5
1 Yr Exp - 3
HS Exp - 2
JC Exp - 1
RS Exp - 1

UC DAVIS STAFF



Dr. Larry Vanderhoef
Chancellor



Greg Warzecka
Director of Athletics



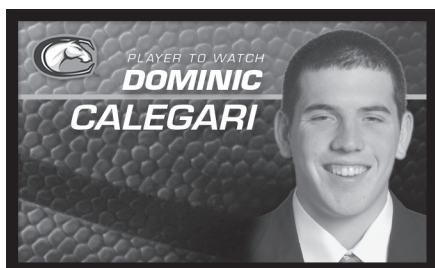
Nona Richardson
Senior Woman Administrator



John McMahon
Asst. Director of Media Relations

UC DAVIS AGGIES

AGGIE PLAYERS TO WATCH



Calegari started 15 of 27 games as a redshirt freshman in 2006-07 ... ranked fifth on the team in scoring with 6.1 points per game ... second on the squad with 16 blocked shots ... accurate shooter hit

48.9% (64-of-131) from the field and 37.3% (22-of-59) from three-point territory ... did struggle from the line, making just 15-of-27 (55.6%) attempts ... came on toward the end of last season with six straight double-digit scoring performances ... scored a career-high 21 points against UC Irvine (2/22/07) ... posted first career double-double with 15 points and 10 rebounds versus Cal Poly (2/3/07).

CAREER STATS

Season	GP-GS	FG%	FT%	PTS	PPG	REB	RPG
2006-07	27-15	48.9	55.6	165	6.1	84	3.1
Career	27-15	48.9	55.6	165	6.1	84	3.1



Oliver averaged 12.7 points per game to rank second among Aggie players ... owns career 11.9 points per game average over two seasons ... averaged over 30 minutes per game in each of first two years ... out-

standing free throw shooter who made 88.9% (80-of-90), a figure that would have ranked first in the Big West ... was the third-best rebounder (3.9 rpg) ... capable of offensive explosions, he posted seven games of 20 points or more, including a career-high 30-point effort in double overtime win over Cal State Northridge (1/18/07) ... scored 27 points in season finale against Cal State Fullerton (3/3/07).

CAREER STATS

Season	GP-GS	FG%	FT%	PTS	PPG	REB	RPG
2005-06	27-27	40.5	75.0	296	11.0	78	2.9
2006-07	28-24	39.8	88.9	356	12.7	109	3.9
Career	55-51	40.1	82.5	652	11.9	187	3.4

2007-08 SCHEDULE

Date	Day	Opponent	Time
10/31	Wed.	#Cal State Maritime	7:00 pm
11/11	Sun.	+La Verne	4:30 pm
11/14	Wed.	+at New Mexico State	6:00 pm
11/16	Fri.	+at Texas	5:00 pm
11/18	Sun.	+UC Santa Cruz	4:00 pm
11/21	Wed.	Nicholls State	7:00 pm
11/24	Sat.	Portland State	7:00 pm
12/1	Sat.	at Brown	4:00 pm
12/3	Mon.	at Dartmouth	4:00 pm
12/7	Fri.	Oregon State	7:00 pm
12/17	Mon.	Presbyterian	8:00 pm
12/21	Fri.	at Jackson State	5:00 pm
12/29	Sat.	at UCLA (FSN PT)	4:30 pm
1/2	Wed.	at Cal State Bakersfield	7:00 pm
1/4	Fri.	*UC Riverside	7:00 pm
1/10	Thr.	*at Cal State Northridge	7:00 pm
1/12	Sat.	*at Long Beach State	4:05 pm
1/17	Thr.	*UC Irvine	7:00 pm
1/19	Sat.	*Cal State Fullerton	7:00 pm
1/24	Thr.	*at Cal Poly	7:00 pm
1/26	Sat.	*at UC Santa Barbara	7:00 pm
2/2	Sat.	*Pacific	7:00 pm
2/7	Thr.	*Long Beach State	7:00 pm
2/9	Sat.	*Cal State Northridge	7:00 pm
2/14	Thr.	*at Cal State Fullerton	7:05 pm
2/16	Sat.	*UC Santa Barbara	7:00 pm
2/20	Wed.	*Cal Poly	7:00 pm
2/23	Sat.	at ESPN Bracket Busters	TBA
2/28	Thr.	*at Pacific	7:00 pm
3/1	Sat.	Sacramento State	7:00 pm
3/6	Thr.	*at UC Irvine (KVMD)	7:00 pm
3/8	Sat.	*at UC Riverside	7:00 pm
3/12-15	Wed.-Sat.	Big West Tournament (Anaheim, CA)	TBA

#Exhibition Home games in **bold**
 +Legends Classic (Davis, CA & Las Cruces, NM & Austin, TX)
 *Big West game All Times are Pacific

2006-07 RESULTS (5-23)

Date	Opponent	Score	High Scorer(s)
11/12	+vs. Georgia Southern	L, 73-116	Carter (20)
11/13	+vs. Columbia	L, 90-95	Oliver (26)
11/16	at UTEP	L, 76-80	Oliver (22)
11/19	at Portland	L, 72-76	Oliver, Carter (12)
11/25	at Sacramento State	L, 77-100	Warmerdam (16)
11/28	at Stanford	L, 72-84	Oliver (20)
12/2	Jackson State	W, 66-58	Juillerat (20)
12/9	at Idaho State	L, 49-76	Warmerdam (12)
12/19	at Portland State	L, 61-93	Oliver (14)
12/28	Long Beach State	L, 75-89	Juillerat (15)
12/30	UC Irvine	L, 48-68	Juillerat (14)
1/2	Brown	W, 49-47	Oliver (15)
1/6	Utah Valley State	L, 38-57	Juillerat (11)
1/11	at Cal Poly	L, 68-72	Calegari (15)
1/13	at UC Santa Barbara	W, 70-66	Juillerat (16)
1/18	Cal State Northridge	••W, 93-88	Oliver (30)
1/20	Pacific	L, 71-79	Oliver (22)
1/25	at Cal State Fullerton	L, 77-84	Juillerat (22)
1/27	at UC Riverside	L, 50-70	Juillerat (17)
2/1	UC Santa Barbara	L, 48-66	Brucculeri, Juillerat (10)
2/3	Cal Poly	L, 64-88	Juillerat (16)
2/6	at Utah Valley State	L, 59-88	Juillerat (17)
2/14	at Cal State Northridge	L, 74-91	Oliver (28)
2/19	at Pacific	L, 58-65	Juillerat (15)
2/22	at UC Irvine	L, 59-73	Calegari (21)
2/24	at Long Beach State	L, 77-102	Oliver (15)
3/1	UC Riverside	L, 76-80	Warmerdam (23)
3/3	Cal State Fullerton	W, 77-68	Juillerat (28)

• Overtime Home games in **bold**
 +College Basketball Experience Classic (Durham, NC)

UC DAVIS AGGIES

2006-07 STATISTICS

No.	Player	G-GS	Min - Avg	FG-FGA	Pct	3P-3PA	Pct	FT-FTA	Pct	Off-Def	Tot- Avg	PF-FO	AT	TO	BS	ST	Pts - Avg
05	Juillerat, Thomas	25-23	713-28.5	115-233	.494	1-6	.167	89-139	.640	37-97	134-5.4	73-1	55	52	6	39	320-12.8
02	Oliver, Vince	28-24	859-30.7	121-304	.398	34-112	.304	80-90	.889	22-87	109-3.9	41-0	62	80	1	18	356-12.7
32	Warmerdam, Ari	28-4	562-20.1	64-150	.427	34-99	.343	49-53	.925	12-35	47-1.7	57-0	25	48	4	9	211-7.5
01	Marentez, Rommel	21-12	562-26.8	43-120	.358	16-59	.271	36-44	.818	21-42	63-3.0	55-1	73	56	4	18	138-6.6
41	Calegari, Dominic	27-15	450-16.7	64-131	.489	22-59	.373	15-27	.556	34-50	84-3.1	53-1	10	28	16	6	165-6.1
24	Lopez Low, Jesse	14-7	256-18.3	24-59	.407	3-16	.188	26-41	.634	23-39	62-4.4	43-3	10	14	10	6	77-5.5
15	Carter, David	25-8	363-14.5	34-87	.391	5-13	.385	49-59	.831	12-35	47-1.9	43-2	29	63	0	15	122-4.9
42	Hanson, Shane	22-4	347-15.8	33-104	.317	26-85	.306	13-22	.591	7-36	43-2.0	40-0	6	15	3	15	105-4.8
21	Portz, C.J.	28-10	460-16.4	55-103	.534	1-3	.333	21-42	.500	22-46	68-2.4	66-3	15	44	17	12	132-4.7
20	Bruculeri, Kyle	21-9	310-14.8	28-81	.346	16-49	.327	11-18	.611	7-16	23-1.1	44-2	11	34	5	8	83-4.0
44	Henry-Ala, Frank	21-2	212-10.1	21-52	.404	4-14	.286	16-19	.842	10-20	30-1.4	22-1	6	17	2	14	62-3.0
03	Ellis, Bussey	27-16	457-16.9	22-81	.272	15-59	.254	10-14	.714	8-32	40-1.5	60-2	37	40	2	14	69-2.6
00	Boone, Michael	14-0	91-6.5	10-30	.333	0-0	.000	7-16	.438	13-12	25-1.8	21-1	1	6	13	2	27-1.9
34	Karvelas, Nick	4-1	8-2.0	0-0	.000	0-0	.000	0-0	.000	0-0	0-0.0	0-0	0	1	0	0	0-0.0
	Team									45-58	103-3.7	0		4			
	UC DAVIS	28	5650	634-1535	.413	177-574	.308	422-584	.723	273-605	878-31.4	618-17	340	502	83	176	1867-66.7
	Opponents	28	5650	786-1615	.487	186-480	.388	461-682	.676	344-703	1047-37.4	546-	466	436	106	216	2219-79.2



La Verne (1984) • 5th season

Career Record: 184-188 (.495)

UCD Record: 42-69 (.378)

- Needs 16 victories for 200 in his head coaching career. Owns career mark of 184-188 in 14 years at three schools - La Verne, Cal State Hayward and UC Davis.
- Guided UCD in transformation from Division 2 program to official member of Division 1 and the Big West Conference.
- Led the Aggies to perhaps the biggest upset in school history with a 64-58 victory over Stanford on Dec. 4, 2005.
- Took home four conference championships in his first 10 years as a head coach.
- Steered La Verne program from last place to first place in just three seasons.

Coaching Experience: Assistant Coach, Long Beach State, 1984-86...head coach, La Verne, 1987-95...head coach, Cal State Hayward, 1995-97...assistant coach, UC Santa Barbara, 1997-98... assistant coach, Washington State, 1999-2002... director of basketball services, UCLA, 2002-03... head coach, UC Davis, 2003-present.



Stewart's Coaching Record

Year	School	W	L	Pct.
1987-88	La Verne	11	15	.423
1988-89	La Verne	5	21	.192
1989-90	La Verne	18	7	.720
1990-91	La Verne	18	9	.667
1991-92	La Verne	14	11	.560
1992-93	La Verne	20	8	.714
1993-94	La Verne	12	13	.480
1994-95	La Verne	18	7	.720
1995-96	Cal State Hayward	8	18	.308
1996-97	Cal State Hayward	18	10	.643
2003-04	UC Davis	18	9	.667
2004-05	UC Davis	11	17	.393
2005-06	UC Davis	8	20	.286
2006-07	UC Davis	5	23	.179
Career Totals		184	188	.495

UC DAVIS ALL-TIME COACHES

Years	Coach	W	L	Pct.	Years	Coach	W	L	Pct.
1910-12	Howard Phillips	9	8	.529	1951-52	Carl Boyer	13	10	.565
1912-15	H.S. Baird	17	15	.531	1936-43,	George Stromgren	112	244	.315
1915-16	R.A. Harmon	3	6	.333	46-51, 52-57				
1916-17	E.B. Blabee	2	7	.222	1957-58	Herb Schmalenberger	5	17	.227
1917-18	J.D. Marquardt	3	7	.300	1958-63	Jim Sells	23	88	.207
1918-19	Red Harper	0	1	.000	1963-67	Joe Carlson	56	39	.589
1919-21	Doc Seawright	5	7	.417	1967-89	Bob Hamilton	301	291	.508
1921-22	W.D. Elfrink	2	5	.286	1988-90	Lonnie Williams	11	16	.407
1922-23	Chester Brewer	10	3	.769	1990-98	Bob Williams	158	76	.675
1923-27	Bill Driver	17	36	.321	1998-03	Brian Fogel	89	45	.664
1927-28, 45-46	Woody Wilson	4	24	.143	2003-pres.	Gary Stewart	42	69	.378
1928-36	Crip Toomey	55	89	.382					

RETURNEE CAREER STATS (Two Year Experience Min.)

Player	G-GS	Min - Avg	FG-FGA	Pct	3P-3PA	Pct	FT-FTA	Pct	Off-Def	Tot- Avg	PF-FD	AT	TO	BS	ST	Pts - Avg
Oliver, Vince	55-51	1812-32.9	226-563	.401	63-210	.300	137-166	.825	44-143	187-3.4	95-1	113	136	2	41	652-11.9
Bruculeri, Kyle	49-34	1168-23.8	125-319	.392	79-200	.395	59-81	.728	30-93	123-2.5	131-7	38	82	24	28	388-7.9
Carter, David	53-11	759-14.3	63-151	.417	6-15	.400	89-114	.781	24-58	82-1.5	85-2	45	98	1	29	221-4.2
Lopez Low, Jesse	36-27	729-20.3	64-153	.418	13-39	.333	44-68	.647	45-87	132-3.7	106-6	29	42	14	15	185-5.1
Boone, Michael	39-6	300-7.7	32-93	.344	0-0	.000	14-33	.424	24-31	55-1.4	63-1	5	29	27	5	78-2.0

UC IRVINE ANTEATERS

ANTEATER NOTEBOOK

• UC Irvine returns four starters and eight letterwinners to the hardwood in 2007-08. The Anteaters bring back 65 percent of their scoring and 59 percent of their rebounding from last season's 15-18 team.

• In 2006-07, the Anteaters led the Big West in scoring defense (67.0 ppg) and blocked shots (4.1 bpg). However, UCI finished seventh in the league in offense (66.2 ppg).

• Seven different players led the team or tied for team-high honors in scoring last season. The lack of a true "go-to" player may have especially hindered the Anteaters in tight matchups. UCI played in a conference-high 11 games decided by five points or less, going 5-6 in those contests.


• The Anteaters most likely will still be a balanced team on offense, but they will have an added weapon. Junior 6-8 forward **Kevin Bland** looks to play a large role in UCI's plans. After breaking his collarbone during the summer of 2006, Bland hopes to turn his talent loose as he sat out last season. He was named the co-MVP of the California community college ranks in 2005-06 after averaging 23 points and 10 rebounds at Delta College in Stockton.

• The Anteaters return their top two scorers from a year ago, led by 6-6 senior forward **Patrick Sanders**. Sanders ranked 13th in the Big West in scoring (11.9 ppg), helped by his 154 free throw attempts. He converted 125 of them for an .812 free throw percentage, the third-best mark in the conference.

• Sanders, the most athletic player on the roster, recorded a Big West-high 51 blocked shots. He also averaged 5.3 rebounds per game to rank second on the squad.

• Senior **Darren Fells** forms with Sanders a pair of three-year letterwinners on the roster. The 6-7, 250-pound center posted averages of 10.2 points and a team-high 6.1 rebounds last season. He ranked ninth in the Big West in rebounding while shooting 53.5 percent (123-of-230) from the field. With 550 rebounds, Fells ranks No. 14 on the UCI career list and needs only 62 more boards to roar into the top 10.

• The backcourt will be mainly manned by senior **Chuma Awaji**, along with sophomores **Michael Hunter** and **Chad DeCasas**. Hunter, who started 17 games at point guard in 2006-07, was named a CollegeInsider.com Mid-Major Freshman All-American after averaging 6.8 ppg and shooting .440 from three-point range. Awaji turned in 7.9 ppg and ranked fourth in the Big West with an .810 (81-of-100) free throw percentage. DeCasas averaged 20.0 minutes per game as a freshman, shooting a solid .479 (46-of-96) from the field.



Senior CHUMA AWAJI

QUICK FACTS

Location: Irvine, CA
Enrollment:25,000
Founded:1962 (opened 1965)
Colors: Blue & Gold
Nickname: Anteaters
Arena (Capacity):Bren Events Center (5,000)

Chancellor: Dr. Michael V. Drake
Interim Director of Athletics: Paula Smith
Senior Woman Administrator: Paula Smith
Men's Basketball SID:Bob Olson
Phone: (949) 824-5814
Fax: (949) 824-5260
Email Address: rkolson@uci.edu
Website Address: www.ucirvinesports.com

Head Coach: Pat Douglass
Career Record:529-256 (26 years)
Record at UCI:153-138 (10 years)
Alma Mater: Pacific (1972)
Assistant Coach: Tod Murphy
Assistant Coach: Ross Land
Assistant Coach: Rhett Soliday

Letterwinners Returning/Lost: 8/4
Starters Returning/Lost: 4/1
Newcomers:4
2006-07 Record: 15-18
2006-07 Big West Record: 6-8 (5th)

2007-08 ROSTER

NO.	PLAYER	POS	HT	WT	YR-EXP	HOMETOWN/LAST SCHOOL
2	Marcus McIntosh	G	6-0	180	Sr.-1V	Aurora, CO/Texas A&M
3	Chuma Awaji	G	6-3	199	Sr.-1V	Los Angeles, CA/Lon Morris College
5	Michael Hunter	G	5-10	155	So.-1V	Aurora, CO/Maine Central Institute
10	Patrick Rembert	G	6-0	180	Fr.-HS	Long Beach, CA/Lakewood HS
12	Chad McDaniel	G	6-0	175	Jr.-2V	Rosamond, CA/Lancaster HS
20	Justin Johnson	G	6-2	165	So.-1V	El Segundo, CA/El Segundo HS
21	Patrick Sanders	F	6-6	198	Sr.-3V	Corona, CA/Orange HS
22	Chad DeCasas	G	6-5	215	So.-1V	Mission Viejo, CA/Capistrano Valley HS
23	Brett Lauer	G	6-1	180	Jr.-JC	Concord, CA/San Diego Mesa College
25	Trey Harris	G	6-0	170	Jr.-JC	Colorado Springs, CO/McCook CC
32	Derrick Strings	G	6-2	180	Fr.-HS	Altadena, CA/Leuzinger HS
33	Darren Fells	C	6-7	250	Sr.-3V	Fullerton, CA/Fullerton HS
34	Matt Ballard	C	6-8	225	Fr.-HS	Foothill Ranch, CA/Trabuco Hills HS
42	Brandon James	F	6-7	235	Jr.-JC	Reseda, CA/Saddleback College
43	Adam Rodenberg	F	6-6	235	Jr.-JC	Garnavillo, IA/Kirkwood CC
53	Kevin Bland	F	6-8	235	Jr.-RS	Tracy, CA/San Joaquin Delta College

ANTEATERS BY CLASS

Seniors: 4
Juniors: 6
Sophomores: 3
Freshmen: 3

3 Yr Exp - 2
2 Yr Exp - 1
1 Yr Exp - 5
HS Exp - 3
JC Exp - 4
RS Exp - 1

UC IRVINE STAFF



Dr. Michael Drake
Chancellor



Paula Smith
Interim Director of Athletics/SWA



Bob Olson
Associate AD/
Athletic Comm.



BIG WEST

UC IRVINE ANTEATERS

ANTEATER PLAYERS TO WATCH

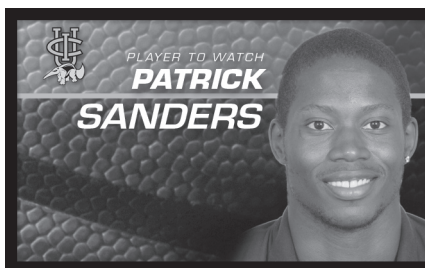


Fells enters his senior season after back-to-back All-Big West Honorable Mention campaigns ... averaged 10.2 points and a team-best 6.1 rebounds in 2006-07, including personal-best 53.5% shooting

from the field ... excellent passer out of the post had 65 assists last season, second best on the squad ... posted four double-doubles during 2006-07, giving him nine for his career ... tied career high with 20 points versus UC Santa Barbara (1/6/07) and ripped down career-best 15 boards in win over Pepperdine (11/25/06) ... slipped to 62.6% from free throw line last season after shooting 72.0% in 2005-06.

CAREER STATS

Season	GP-GS	FG%	FT%	PTS	PPG	REB	RPG
2004-05	29-16	49.6	68.3	171	5.9	143	4.9
2005-06	29-27	49.3	72.0	283	9.8	207	7.1
2006-07	33-22	53.5	62.6	336	10.2	200	6.1
Career	91-65	51.0	66.8	790	8.7	550	6.0



Sanders enters 2007-08 after being named Honorable Mention All-Big West a year ago ... Led Anteaters in scoring (11.9) and was second in rebounding (5.3) ... Excellent defender led Big West in total

blocks (51) ... Clutch performer from the charity stripe hit 81.2% from the line, third-best in the conference ... tallied career-high 23 points in win over Cal State Northridge (2/3/07), hitting 14 of 16 from the free throw line ... Pulled down career-best 12 boards against Cal State Fullerton (1/27/07) ... Averaged 14.7 points per outing in his last 11 games of the season.

CAREER STATS

Season	GP-GS	FG%	FT%	PTS	PPG	REB	RPG
2004-05	27-0	29.1	68.2	47	1.7	42	1.6
2005-06	23-19	42.9	70.9	197	8.6	100	4.3
2006-07	33-32	41.7	81.2	393	11.9	175	5.3
Career	83-51	40.8	77.5	637	7.7	317	3.8

2007-08 SCHEDULE

Date	Day	Opponent	Time
11/6	Tue.	#Cal Baptist	7:05 pm
11/9	Fri.	Loyola Marymount	7:35 pm
11/13	Tue.	^Nevada	7:35 pm
11/17	Sat.	Utah State	7:05 pm
11/22	Thr.	+vs. Mississippi State (ESPNU)	11:00 am
11/23	Fri.	+at Anaheim Classic (ESPNU or ESPN2)	TBA
11/25	Sun.	+at Anaheim Classic (ESPNU or ESPN2)	TBA
12/1	Sat.	at Utah (The Mtn. Network)	11:00 am
12/8	Sat.	Alaska-Fairbanks	7:05 pm
12/15	Sat.	San Francisco	7:05 pm
12/20	Thr.	at Sam Houston State	5:00 pm
12/22	Sat.	at Texas A&M	11:00 am
12/28	Fri.	at South Carolina	4:30 pm
12/30	Sun.	at Harvard	11:00 am
1/4	Fri.	*at Cal State Fullerton	7:05 pm
1/10	Thr.	*UC Santa Barbara	7:05 pm
1/12	Sat.	*Cal Poly	7:05 pm
1/17	Thr.	*at UC Davis	7:00 pm
1/19	Sat.	*at Pacific (FSN PT)	7:00 pm
1/26	Sat.	*UC Riverside	7:05 pm
1/31	Thr.	*at Cal State Northridge	7:05 pm
2/2	Sat.	*at Long Beach State	7:05 pm
2/7	Thr.	*at Cal Poly	7:05 pm
2/9	Sat.	*at UC Santa Barbara (FSN PT)	7:00 pm
2/14	Thr.	*Pacific (KVMD)	7:00 pm
2/20	Wed.	*at UC Riverside	7:00 pm
2/23	Sat.	ESPN Bracket Busters	TBA
2/28	Thr.	*Long Beach State	7:35 pm
3/1	Sat.	*Cal State Northridge	7:05 pm
3/6	Thr.	*UC Davis (KVMD)	7:00 pm
3/8	Sat.	*Cal State Fullerton	7:05 pm
3/12-15	Wed.-Sat.	Big West Tournament (Anaheim, CA)	TBA

#Exhibition Home games in **bold**
^at Anaheim Convention Center (Anaheim, CA) All Times are Pacific
+Anaheim Classic (Anaheim, CA) *Big West game

2006-07 RESULTS (15-18, 6-8)


Date	Opponent	Score	High Scorer(s)
11/10	+vs. South Alabama	L, 63-67	Templeton (17)
11/11	+vs. Winston-Salem State	W, 53-41	Sanders (13)
11/12	+at Fresno State	L, 51-82	Sanders (16)
11/14	South Carolina	W, 67-52	Templeton (16)
11/17	at Oregon	L, 42-85	Sanders, Fells (10)
11/21	at No. 21 Nevada	L, 64-83	Sanders (15)
11/25	Pepperdine	W, 68-66	Fells (15)
12/9	at Loyola Marymount	L, 65-73	Sanders (18)
12/12	at Drake	L, 73-76	Templeton (19)
12/16	Sam Houston State	•W, 70-62	Awaji (15)
12/20	at DePaul	L, 53-65	Kelley, Campbell (10)
12/22	at Loyola-Chicago	L, 69-72	Kelley (13)
12/28	Harvard	W, 81-48	Templeton (18)
12/30	at UC Davis	W, 68-48	Hunter (18)
1/4	*Cal Poly	W, 66-62	Kelley (13)
1/6	*UC Santa Barbara	L, 59-64	Fells (20)
1/11	*at Cal State Northridge (KVMD)	L, 61-67	Fells (11)
1/13	*at Pacific (CSTV)	W, 67-42	Sanders, Kelley (12)
1/18	*UC Riverside	W, 64-48	Hunter, Templeton (11)
1/20	*Cal State Fullerton (FSN PT)	L, 68-71	Fells (18)
1/25	*Long Beach State (KVMD)	W, 88-84	Kelley (15)
1/27	*at Cal State Fullerton	L, 60-75	Fells, Awaji (10) Campbell (10)
2/1	*Pacific (KVMD)	L, 82-89	Awaji (19)
2/3	*Cal State Northridge	W, 75-66	Sanders (23)
2/8	*at UC Santa Barbara	L, 62-71	Sanders (19)
2/10	*at Cal Poly	L, 80-89	Kelley (18)
2/14	*at UC Riverside	W, 66-61	Campbell, Sanders (19)
2/17	at San Francisco	L, 62-76	Campbell (24)
2/22	UC Davis	W, 73-59	Sanders (15)
3/1	*at Long Beach State (KVMD)	L, 80-85	Kelley (24)
3/7	^vs. UC Riverside	W, 53-52	Sanders (15)
3/8	^vs. UC Santa Barbara (KVMD)	W, 70-52	Hunter (16)
3/9	^vs. Long Beach State (ESPNU)	L, 63-77	Awaji (19)

*Big West game • Overtime
+Basketball Travelers Classic (Fresno, CA)
^Big West Tournament (Anaheim, CA) Home games in **bold**

UC IRVINE ANTEATERS

2006-07 STATISTICS

No.	Player	G-GS	Min - Avg	FG-FGA	Pct	3P-3PA	Pct	FT-FTA	Pct	Off-Def	Tot- Avg	PF-FO	AT	TO	BS	ST	Pts - Avg
21	Sanders, Patrick	33-32	1020-30.9	126-302	.417	16-51	.314	125-154	.812	45-130	175-5.3	87-2	54	80	51	18	393-11.9
33	Fells, Darren	33-22	901-27.3	123-230	.535	3-7	.429	87-139	.626	58-142	200-6.1	90-2	65	90	16	19	336-10.2
11	Campbell, Nic	24-12	597-24.9	82-179	.458	44-120	.367	32-39	.821	14-63	77-3.2	54-3	47	27	10	13	240-10.0
15	Kelley, Mark	25-18	453-18.1	99-184	.538	3-5	.600	26-48	.542	41-88	129-5.2	57-2	21	27	41	3	227-9.1
32	Templeton, Adam	33-22	874-26.5	88-214	.411	59-154	.383	29-41	.707	35-111	146-4.4	98-7	42	42	7	15	264-8.0
03	Awaji, Chuma	33-27	908-27.5	79-201	.393	23-90	.256	81-100	.810	16-100	116-3.5	49-0	63	68	5	19	262-7.9
01	Hunter, Michael	31-17	682-22.0	71-158	.449	33-75	.440	37-53	.698	12-61	73-2.4	72-1	73	84	3	32	212-6.8
22	DeCasas, Chad	32-12	639-20.0	46-96	.479	14-30	.467	22-31	.710	21-50	71-2.2	43-0	27	42	1	8	128-4.0
02	McIntosh, Marcus	29-3	362-12.5	28-79	.354	6-23	.261	24-32	.750	3-48	51-1.8	34-0	31	48	0	11	86-3.0
14	Osborn, Chris	5-0	35-7.0	4-12	.333	1-6	.167	1-2	.500	1-3	4-0.8	4-0	1	6	0	1	10-2.0
45	Gielier, Wolfgang	13-0	93-7.2	9-16	.563	0-0	.000	7-11	.636	4-9	13-1.0	11-0	5	9	1	4	25-1.9
20	Johnson, Justin	10-0	48-4.8	1-2	.500	0-0	.000	1-2	.500	0-3	3-0.3	4-0	1	7	0	1	3-0.3
40	Cannizzaro, J.J	3-0	6-2.0	0-0	.000	0-0	.000	0-0	.000	0-1	1-0.3	0-0	0	1	0	0	0-0.0
12	McDaniel, Chad	3-0	7-2.3	0-0	.000	0-0	.000	0-0	.000	0-1	1-0.3	0-0	0	0	0	0	0-0.0
Team										45-63	108-3.4			7			
UC IRVINE		33	6625	756-1673	.452	202-561	.360	472-652	.724	295-873	1168-35.4	603-17	430	538	135	144	2186-66.2
Opponents		33	6625	781-1886	.414	229-672	.341	419-620	.676	342-719	1061-32.2	600-	381	376	80	241	2210-67.0



Pacific (1972) • 11th season

Career Record: 529-256 (.674)
UCI Record: 153-138 (.526)

- Tops all Big West head coaches with 529 victories at the four-year collegiate level.
- Notched career win No. 500 on Nov. 19, 2005 as the Anteaters defeated No. 13 Stanford 79-66.
- Has led the Anteaters to records of .500 or better six times in 10 seasons at the helm.
- Ranks 10th among all-time coaches in the Big West with his 153 victories at UCI.
- Coached the Anteaters to consecutive regular season Big West titles in 2001 and 2002 and led them to berths in the National Invitation Tournament (NIT).
- Earned Big West Coach of the Year and NABC District 15 Coach of the Year honors in 2001.
- Coached Cal State Bakersfield to NCAA Division II titles in 1993, 1994 and 1997.

Coaching Experience: Head Coach, Dixon High School, 1973-75...head coach, Manteca High School, 1975-79...head coach, Columbia Junior College, 1979-81...head coach, Eastern Montana, 1981-87...head coach, Cal State Bakersfield, 1987-97...head coach, UC Irvine, 1997-present.

Douglass' Coaching Record

Year	School	W	L	Pct.
1981-82	Eastern Montana	19	10	.655
1982-83	Eastern Montana	15	12	.556
1983-84	Eastern Montana	16	14	.533
1984-85	Eastern Montana	23	6	.793
1985-86	Eastern Montana	22	8	.733
1986-87	Eastern Montana	24	7	.774
1987-88	CS Bakersfield	21	10	.677
1988-89	CS Bakersfield	21	9	.700
1989-90	CS Bakersfield	29	5	.853
1990-91	CS Bakersfield	25	8	.758
1991-92	CS Bakersfield	26	7	.788
1992-93	CS Bakersfield	33	0	1.000
1993-94	CS Bakersfield	27	6	.818
1994-95	CS Bakersfield	20	8	.714
1995-96	CS Bakersfield	26	4	.867
1996-97	CS Bakersfield	29	4	.879
1997-98	UC Irvine	9	18	.333
1998-99	UC Irvine	6	20	.231
1999-00	UC Irvine	14	14	.500
2000-01	UC Irvine	25	5	.833
2001-02	UC Irvine	21	11	.656
2002-03	UC Irvine	20	9	.690
2003-04	UC Irvine	11	17	.393
2004-05	UC Irvine	16	13	.552
2005-06	UC Irvine	16	13	.552
2006-07	UC Irvine	15	18	.455
Career Totals		529	256	.674

UC IRVINE'S ALL-TIME COACHES

Years	Coach	W	L	Pct.
1965-67	Danny Rogers	30	22	.577
1967-69	Dick Davis	39	17	.696
1969-80	Tim Tift	145	148	.495
1980-91	Bill Mulligan	163	156	.511
1991-97	Rod Baker	52	116	.310
1997-Present	Pat Douglass	153	138	.526

RETURNEE CAREER STATS (Two Year Experience Min.)

Player	G-GS	Min - Avg	FG-FGA	Pct	3P-3PA	Pct	FT-FTA	Pct	Off-Def	Tot- Avg	PF-FD	AT	TO	BS	ST	Pts - Avg
Fells, Darren	91-65	2438-26.8	295-578	.510	5-21	.238	195-292	.668	183-367	550-6.0	224-4	143	171	35	52	790-8.7
Sanders, Patrick	83-51	1787-21.5	212-520	.408	34-99	.343	179-231	.775	82-235	317-3.8	153-4	78	123	83	38	637-7.7
McDaniel, Chad	4-0	8-2.0	1-2	.500	0-0	.000	0-0	.000	0-1	1-0.3	0-0	0	0	0	0	2-0.5

UC RIVERSIDE HIGHLANDERS

HIGHLANDER NOTEBOOK

• UC Riverside hired a veteran of the head coaching ranks in **Jim Wooldridge** to lead the Highlander program. He is the sixth head coach in school history, but the fourth one in the last four seasons. His 19-year head coaching career has included stops at Central Missouri State, Texas State, Louisiana Tech and Kansas State. Wooldridge owns a career record of 312-237.

• The Highlanders are the only Big West school to start the season with four consecutive road games. The roadtrip includes stops at Texas Tech and Gonzaga. UCR's non-conference schedule also features games against Minnesota and USC.

• Senior **Larry Cunningham** led the Highlanders in scoring (13.7 ppg) in 2006-07. He became the 13th Highlander to reach the 1,000 career point plateau with his 19 points against UC Irvine in last season's finale. Cunningham enters this season ranked No. 12 on the UCR all-time scoring list with 1,012 points.

• Cunningham was an All-Big West Honorable Mention selection after ranking ninth in the league in scoring and fifth in free throw percentage (.807). He stepped up his production over the final 12 games, scoring double-digit points in each and shooting 49.4% over that span.

• Guards **Chris Johnson** and **Charles Jim-George** made solid contributions as part-time starters last season. Johnson, a junior, started 10 of 31 games, averaging 10.0 ppg and hitting 41 three-pointers. Jim-George logged 11 starts in his 29 games of action. He ranked third in the Big West in three-point field goal percentage (.455), making 30 of his 66 attempts.

• Getting frontcourt production is a priority for Wooldridge. The Highlanders were last in the Big West in rebounding margin (-6.0) and blocked shots (1.5 bpg). The lack of size and interior defense also showed in that opponents shot 53.7% on two-point attempts. UCR added 6-8 freshman forward **Josh Scott** and 6-7 redshirt junior **Severin Gates** to bolster the rotation. Scott helped O'Dea HS (Seattle) to Washington state titles in 2005 and 2007, posting 10.7 ppg and 12.4 rpg his senior year. Junior **Christian Soto**, another frontline cog, started 26 games with a team-high 17 blocks last season.

• UCR's interior game also suffered when **B.J. Visman** and **Benoit Bekono** were lost to season-ending injuries. Visman, at 6-8, posted 10.0 ppg and 8.6 rpg through five games before wrist trouble sidelined him. Bekono (6.0 ppg, 6.5 rpg) started the first six games but suffered a severe season-ending knee injury against San Diego State.



Senior LARRY CUNNINGHAM

QUICK FACTS

Location:..... Riverside, CA
Enrollment: 17,000
Founded: 1954
Colors: Blue & Gold
Nickname: Highlanders
Arena (Capacity): Student Rec Center (3,168)

Interim Chancellor: Dr. Robert Grey
Director of Athletics: Stan Morrison
Senior Woman Administrator: Janet Lucas
Men's Basketball SID: Ross French
Phone: (951) 827-5438
Fax: (951) 827-5889
Email Address: ross.french@ucr.edu
Website Address: www.athletics.ucr.edu

Head Coach: Jim Wooldridge
Career Record: 312-237 (19 years)
Record at UCR: 0-0 (1st year)
Alma Mater: Louisiana Tech (1977)
Assistant Coach: Vonn Webb
Assistant Coach: Dennis Cutts
Assistant Coach: Chris Brazelton

Letterwinners Returning/Lost: 5/6
Starters Returning/Lost: 3/2
Newcomers: 3
2006-07 Record: 7-24
2006-07 Big West Record: 1-13 (8th)

2007-08 ROSTER

NO.	PLAYER	POS	HT	WT	YR-EXP	HOMETOWN/LAST SCHOOL
1	Charles Jim-George	G	6-4	200	So.-1V	San Leandro, CA/San Leandro HS
2	Aaron Scott	G	6-4	200	Jr.-RS	Oakland, CA/College of the Sequoias
3	Cleavon Barlow	G	6-2	205	So.-JC	Moreno Valley, CA/Imperial Valley College
4	Severin Gates	F	6-7	205	Jr.-RS	San Diego, CA/Odessa College
10	Chris Johnson	G	6-0	170	Jr.-2V	Los Angeles, CA/LA Jordan HS
11	Jalonni Diggs	G	6-1	180	Fr.-HS	Los Angeles, CA/Verbum Dei HS
13	Sean Cunningham	G	6-3	190	So.-1V	Los Angeles, CA/Daniel Murphy HS
22	Benoit Bekono	F	6-7	200	Jr.-2V	Douala, Cameroon/Our Savior New American School
23	B.J. Visman	F	6-8	215	Jr.-RS	Placerville, CA/Yuba College
31	Christian Soto	F	6-8	220	Jr.-2V	Caguas, Puerto Rico/Miami Christian School
32	Larry Cunningham	G	6-2	190	Sr.-3V	Downey, CA/Downey HS
33	Josh Scott	F	6-8	235	Fr.-HS	Seattle, WA/O'Dea HS
42	Michael Creppy	G	6-3	187	Jr.-1V	Silver Spring, MD/Coppin State

HIGHLANDERS BY CLASS

Seniors: 1
Juniors: 7
Sophomores: 3
Freshmen: 2

3 Yr Exp - 1
2 Yr Exp - 3
1 Yr Exp - 3
HS Exp - 2
JC Exp - 1
RS Exp - 3

UC RIVERSIDE STAFF



Dr. Robert Grey

Interim Chancellor



Stan Morrison

Director of Athletics



Janet Lucas

Senior Woman Administrator



Ross French

Assistant AD/ Media Relations

UC RIVERSIDE HIGHLANDERS

HIGHLANDER PLAYERS TO WATCH



Cunningham led the Highlanders in scoring (13.7) and rebounding (4.7) on his way to All-Big West Honorable Mention honors last season ... knew his way to the line as he made 88 shots in 109 attempts,

an 80.7% clip ... was at his best over the final 12 games, averaging 19.3 points and 3.5 rebounds, while shooting 49.4% from the field and 83.6% from the line ... poured in a career-best 34 points, all in the second half, in an 82-76 win over Cal State Fullerton (2/3/07) ... scored 26 points in win over UC Davis (3/1/07) ... hit the 1,000-point career mark in season finale versus UC Irvine (3/7/07) with 19 points.

CAREER STATS

Season	GP-GS	FG%	FT%	PTS	PPG	REB	RPG
2004-05	28-3	37.4	67.2	287	10.3	89	3.2
2005-06	28-23	33.6	79.2	301	10.8	109	3.9
2006-07	31-27	44.0	80.7	424	13.7	145	4.7
Career	87-53	38.8	77.0	1012	11.6	343	3.9



Johnson returns to the Highlander lineup after averaging 10.0 points in 30 games with 10 starts in 2006-07 ... decent three-point shooter hit 33.3% (41-of-123) of his attempts ... was solid against Big West

foes, scoring 12.1 points, pulling down 3.0 rebounds, hitting 84.2% from the free throw line and nailing 35.2% (25-of-71) of his attempts from downtown ... scored a career-high 28 points, including six threes, against UTEP (1/2/07) ... tallied 25 points on 10-of-17 shooting from the field and pulled down five rebounds against San Diego (1/10/07) ... reached double figures in scoring 15 times.

CAREER STATS

Season	GP-GS	FG%	FT%	PTS	PPG	REB	RPG
2005-06	6-1	23.5	50.0	9	1.5	1	0.2
2006-07	30-10	43.4	82.9	299	10.0	66	2.2
Career	36-11	42.2	81.4	308	8.6	67	1.9

2007-08 SCHEDULE

Date	Day	Opponent	Time
11/2	Fri.	#UC San Diego	7:00 pm
11/10	Sat.	at Texas Tech	11:00 am
11/12	Mon.	at Texas-Arlington	6:00 pm
11/15	Thr.	at Eastern Washington	7:45 pm
11/17	Sat.	at Gonzaga	5:00 pm
11/24	Sat.	Idaho	7:00 pm
11/28	Wed.	Hope International	7:00 pm
12/1	Sat.	at Minnesota	10:00 am
12/4	Tue.	at San Diego State	7:00 pm
12/15	Sat.	Loyola Marymount	7:00 pm
12/22	Sat.	Cal State Bakersfield	7:00 pm
12/29	Sat.	at USC	5:00 pm
1/2	Wed.	*at Pacific	7:00 pm
1/4	Fri.	*at UC Davis	7:00 pm
1/7	Mon.	*Cal State Fullerton	7:00 pm
1/16	Wed.	*Cal State Northridge	7:00 pm
1/19	Sat.	*Long Beach State	7:00 pm
1/23	Wed.	*at Cal State Fullerton	7:05 pm
1/26	Sat.	*at UC Irvine	7:05 pm
1/30	Wed.	*UC Santa Barbara (KVMD)	7:00 pm
2/2	Sat.	*Cal Poly (FSN PT)	2:00 pm
2/13	Wed.	*at Long Beach State	7:05 pm
2/16	Sat.	*at Cal State Northridge	7:05 pm
2/20	Wed.	*UC Irvine	7:00 pm
2/23	Sat.	ESPN Bracket Busters	TBA
2/28	Thr.	*at Cal Poly	7:00 pm
3/1	Sat.	*at UC Santa Barbara	7:00 pm
3/5	Wed.	*Pacific	7:00 pm
3/8	Sat.	*UC Davis	7:00 pm
3/12-15	Wed.-Sat.	Big West Tournament (Anaheim, CA)	TBA

#Exhibition
*Big West game

Home games in **bold**
All Times are Pacific

2006-07 RESULTS (7-24, 1-13)

Date	Opponent	Score	High Scorer(s)
11/10	+at Iowa State	L, 61-69	Visman (17)
11/11	+vs. Eastern Illinois	W, 64-55	Cunningham (18)
11/12	+vs. Louisiana-Monroe	L, 64-76	Johnson (16)
11/15	Vanguard University	W, 88-63	Cunningham (19)
11/18	Hope International	W, 75-55	Bell, Cunningham (14)
11/21	at San Diego State	L, 45-79	Thomsen (13)
11/24	at Southeast Missouri State	L, 75-78	Cunningham (21)
12/3	at No. 1 UCLA (FSN PT)	L, 38-61	Thomsen (8)
12/9	at Montana	L, 65-72	Bell (19)
12/18	Texas-Arlington	L, 77-78	Thomsen (23)
12/21	Colgate	L, 56-59	Thomsen (17)
12/28	*at UC Santa Barbara	L, 65-73	Bell (17)
12/30	*at Cal Poly	L, 64-67	Johnson (14)
1/2	at UTEP	L, 55-95	Johnson (28)
1/4	*Pacific	L, 49-62	Cunningham (13)
1/6	*Cal State Northridge	L, 60-67	Bell (17)
1/10	at San Diego	L, 62-78	Johnson (25)
1/13	*at Cal State Fullerton	L, 58-98	Johnson (19)
1/18	*at UC Irvine	L, 48-64	Thomsen (10)
1/20	*at Long Beach State	L, 65-99	Johnson (16)
1/27	UC Davis	W, 70-50	Johnson (19)
2/3	*Cal State Fullerton	W, 82-76	Cunningham (34)
2/8	*at Cal State Northridge (KVMD)	L, 69-89	Cunningham (24)
2/10	*at Pacific	L, 66-86	Thomsen (28)
2/14	*UC Irvine	L, 61-66	Cunningham (21)
2/17	at Idaho	W, 81-76	Thomsen (21)
2/22	*Cal Poly	L, 54-70	Bell (15)
2/24	*UC Santa Barbara	L, 67-68	Thomsen (15)
3/1	at UC Davis	W, 80-76	Cunningham (26)
3/3	*Long Beach State	L, 75-91	Cunningham (18)
3/7	^vs. UC Irvine	L, 52-53	Cunningham (19)

*Big West game
+BTI Cyclone Challenge (Ames, IA)
^Big West Tournament (Anaheim, CA)


Home games in **bold**



UC RIVERSIDE HIGHLANDERS

2006-07 STATISTICS


No.	Player	G-GS	Min - Avg	FG-FGA	Pct	3P-3PA	Pct	FT-FTA	Pct	Off-Def	Tot- Avg	PF-FO	AT	TO	BS	ST	Pts - Avg
32	Cunningham, Larry	31-27	835-26.9	159-361	.440	18-62	.290	88-109	.807	42-103	145-4.7	70-1	56	75	6	33	424-13.7
24	Thomsen, Henrik	30-30	877-29.2	120-290	.414	47-144	.326	31-44	.705	30-63	93-3.1	91-5	30	57	6	21	318-10.6
10	Bell, Justin	30-30	1023-34.1	106-324	.327	70-210	.333	25-34	.735	19-58	77-2.6	55-1	128	85	2	41	307-10.2
23	Visman, B.J	5-2	122-24.4	24-50	.480	0-0	.000	2-14	.143	15-28	43-8.6	12-1	6	12	5	9	50-10.0
1	Johnson, Chris	30-10	636-21.2	112-258	.434	41-123	.333	34-41	.829	22-44	66-2.2	38-0	30	34	1	19	299-10.0
22	Bekono, Benoit	6-6	151-25.2	14-25	.560	0-0	.000	8-13	.615	15-24	39-6.5	14-0	2	11	2	6	36-6.0
21	Bates, Dedrick	31-9	591-19.1	63-170	.371	8-26	.308	41-62	.661	46-81	127-4.1	45-0	31	42	0	29	175-5.6
33	Soto, Christian	31-26	767-24.7	50-122	.410	1-9	.111	34-64	.531	43-93	136-4.4	101-5	34	43	17	33	135-4.4
15	Jim-George, Charles	29-11	448-15.4	39-92	.424	30-66	.455	9-16	.563	9-35	44-1.5	48-0	12	7	0	20	117-4.0
42	Anderson, Sean	27-2	276-10.2	21-56	.375	0-0	.000	12-18	.667	25-29	54-2.0	36-0	3	9	6	8	54-2.0
31	Ennis, Korri	29-1	253-8.7	13-44	.295	2-12	.167	19-23	.826	6-31	37-1.3	30-0	20	16	1	16	47-1.6
30	Creppy, Michael	24-0	134-5.6	7-24	.292	1-7	.143	8-14	.571	4-13	17-0.7	11-0	8	13	0	3	23-1.0
4	Lott, Justin	13-1	85-6.5	2-16	.125	1-6	.167	1-2	.500	6-6	12-0.9	11-1	5	14	0	2	6-0.5
52	Montalvan, Marcel	2-0	2-1.0	0-0	.000	0-0	.000	0-0	.000	0-0	0-0.0	1-0	0	0	0	0	0-0.0
Team											56-52	108-3.5		6			
UC RIVERSIDE		31	6200	730-1832	.398	219-665	.329	312-454	.687	338-660	998-32.2	563-14	365	424	46	240	1991-64.2
Opponents		31	6200	819-1724	.475	177-528	.335	434-620	.700	349-836	1185-38.2	462-	446	474	100	210	2249-72.5



Louisiana Tech (1977) • 1st season

Career Record: 312-237 (.568)
UCR Record: 0-0 (.000)

- Named the sixth head coach in UC Riverside history on May 2, 2007.
- Spent six years at Kansas State in his most recent stint as a head coach, leading the Wildcats to their first winning season in six years when they finished 17-12 in 2004-05.
- Ranked sixth on the Kansas State all-time wins list with 83.
- Served two years as an assistant coach to Tim Floyd with the Chicago Bulls, helping develop such players as 1999-2000 Co-Rookie of the Year Elton Brand and Ron Artest, a member of the 1999-2000 All-Rookie Team.



Wooldridge's Coaching Record

Year	School	W	L	Pct.
1985-86	Central Missouri State	17	10	.630
1986-87	Central Missouri State	20	8	.714
1987-88	Central Missouri State	18	10	.643
1988-89	Central Missouri State	22	9	.710
1989-90	Central Missouri State	27	6	.818
1990-91	Central Missouri State	27	5	.844
1991-92	Texas State	7	20	.259
1992-93	Texas State	14	13	.519
1993-94	Texas State	25	7	.781
1994-95	Louisiana Tech	14	13	.519
1995-96	Louisiana Tech	11	17	.393
1996-97	Louisiana Tech	15	14	.517
1997-98	Louisiana Tech	12	15	.444
2000-01	Kansas State	11	18	.379
2001-02	Kansas State	13	16	.448
2002-03	Kansas State	13	17	.433
2003-04	Kansas State	14	14	.500
2004-05	Kansas State	17	12	.586
2005-06	Kansas State	15	13	.536
Career Totals		312	237	.568

UC RIVERSIDE'S ALL-TIME COACHES

Years	Coach	W	L	Pct.
1954-66	Franklin Lindeburg	89	151	.269
1966-69	Dwain Lewis	47	30	.610
1969-79	Freddie Goss	163	110	.597
1979-05	John Masi	462	269	.632
2005-06	David Spencer	5	23	.179
2006-07	Vonn Webb	7	24	.226

RETURNEE CAREER STATS (Two Year Experience Min.)

Player	G-GS	Min - Avg	FG-FGA	Pct	3P-3PA	Pct	FT-FTA	Pct	Off-Def	Tot- Avg	PF-FD	AT	TO	BS	ST	Pts - Avg
Cunningham, Larry	87-53	2173-25.0	356-918	.388	93-295	.315	207-269	.770	94-249	343-3.9	200-3	127	226	23	79	1012-11.6
Johnson, Chris	36-11	666-18.5	116-275	.422	41-134	.306	35-43	.814	22-45	67-1.9	40-0	30	36	1	19	308-8.6
Soto, Christian	58-36	1215-20.9	76-183	.415	9-21	.429	48-94	.511	74-136	210-3.6	143-6	50	67	28	46	209-3.6
Bekono, Benoit	18-15	433-24.1	37-70	.529	1-1	1.000	20-29	.690	40-58	98-5.4	44-2	5	28	15	21	95-5.3

UC SANTA BARBARA GAUCHOS

GAUCHO NOTEBOOK

• For the fifth time in the last six years, UC Santa Barbara finished with an above .500 record after going 18-11 in 2006-07.

• The 18 wins tied for the second-highest total during the nine-year tenure of head coach **Bob Williams**.

• The Gauchos tied for second place in the Big West standings with a 9-5 record. It was UCSB's best conference finish since winning the championship in 2002-03.

• UC Santa Barbara has placed second in the Big West in overall scoring defense for six straight seasons. The Gauchos allowed 67.4 points per game. In conference play, UCSB allowed a league-low 68.6 ppg.

• The Gauchos hope to replicate last year's shooting performance both from the field and the line in 2007-08. UCSB led the league in field goal percentage (.470) and free throw percentage (.725). It was the first time in 20 years that UCSB was the Big West's field goal leader. Familiar with solid free throw displays, UCSB has set the league standard in three of the last six seasons.


• Senior 6-6 guard **Alex Harris** is one of the top candidates for Big West Player of the Year honors. Harris improved drastically from his sophomore season, when he averaged 8.3 ppg, to his junior campaign. He averaged 21.1 ppg to become the first Gauchito since Raymond Tutt in 1997 to win the Big West scoring title.

• Harris, a first team all-conference choice, tallied a league-high 18 games of 20 points or more. He began the season with seven straight 20-point games and ended with six in a row. He received national recognition as well in being named Second Team All-District 15 by the National Association of Basketball Coaches.

• A two-time recipient of All-Big West Second Team honors, junior **Chris Devine** ranked in the conference top 10 in scoring, rebounding and field goal percentage. He averaged 14.1 ppg and 6.6 rpg while hitting 53.0% from the field.

• **James Powell** and **Justin Joyner** garnered Big West All-Freshman Team accolades in 2006-07, giving UCSB a formidable backcourt for years to come. Powell averaged 8.8 ppg and had 38 three-point baskets, second-most on the team. Joyner contributed 4.8 ppg and 2.9 assists per game while making 26 starts.

• Senior **Nedim Pajevic**, a 6-9 center, gives UCSB an important frontline addition. A transfer from Weber State, he averaged 6.7 points and 3.2 rebounds per game in 2005-06, his lone season with the Wildcats.



Sophomore JAMES POWELL

QUICK FACTS

Location:..... Santa Barbara, CA
Enrollment: 20,847
Founded: 1944
Colors: Blue & Gold
Nickname: Gauchos
Arena (Capacity): The Thunderdome (6,000)

Chancellor: Dr. Henry Yang
Director of Athletics: Dr. Gary Cunningham
Senior Woman Administrator: Diane O'Brien
Men's Basketball SID: Bill Mahoney
Phone: (805) 893-3428
Fax: (805) 893-4537
Email Address: bill.mahoney@athletics.ucsb.edu
Website Address: www.ucsbgauchos.com

Head Coach: Bob Williams
Career Record: 329-222 (19 years)
Record at UCSB: 140-122 (9 years)
Alma Mater: San Jose State (1976)
Assistant Coach: David Campbell
Assistant Coach: Matt Stock
Assistant Coach: Dan Yoshikawa

Letterwinners Returning/Lost: 7/6
Starters Returning/Lost: 4/1
Newcomers: 6
2006-07 Record: 18-11
2006-07 Big West Record: 9-5 (t-2nd)

2007-08 ROSTER

NO.	PLAYER	POS	HT	WT	YR-EXP	HOMETOWN/LAST SCHOOL
1	Nedim Pajevic	F	6-9	230	Sr.-RS	Sarajevo, Bosnia/Weber State
2	Nick Quick	G	6-0	160	Jr.-JC	Murrieta, CA/College of the Desert
3	Jordan Weiner	G	6-0	173	Fr.-HS	Encino, CA/Birmingham HS
4	Paul Roemer	G	6-1	180	So.-1V	Martinez, CA/De La Salle HS
5	D.J. Posley	G	6-3	180	Jr.-JC	Hazel Crest, IL/John A. Logan College
10	Chris Devine	F	6-8	230	Jr.-2V	Eagle River, AK/Chugiak HS
11	Justin Joyner	G	6-1	170	So.-1V	Antioch, CA/De La Salle HS
12	Alex Harris	G	6-6	185	Sr.-3V	Alameda, CA/Notre Dame St. Joseph's HS
14	Ivan Elliott	F	6-8	210	Sr.-1V	San Francisco, CA/West Valley College
15	Sam Phippen	F	6-9	220	Fr.-RS	Durango, CO/Durango HS
20	Beau Gibb	F	6-8	205	Jr.-1V	Oxford, MS/Robert Morris
21	George Murphy	G	6-4	200	Fr.-HS	Houston, TX/Lamar HS
23	Spencer Ford	F	6-11	225	Fr.-HS	Gilroy, CA/Gilroy HS
42	James Powell	G	6-2	190	So.-1V	Glendora, CA/Glendora HS

GAUCHOS BY CLASS

Seniors: 3
Juniors: 4
Sophomores: 3
Freshmen: 4

3 Yr Exp - 1
2 Yr Exp - 1
1 Yr Exp - 5
HS Exp - 3
JC Exp - 2
RS Exp - 2

UC SANTA BARBARA STAFF



Dr. Henry Yang
Chancellor



Dr. Gary Cunningham
Director of Athletics



Diane O'Brien
Senior Woman Administrator

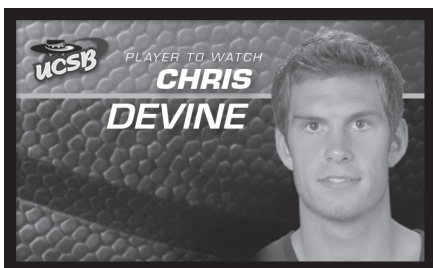


Bill Mahoney
Assistant AD/
Media Relations



UC SANTA BARBARA GAUCHOS

GAUCHO PLAYERS TO WATCH



Devine notched his second straight second team All-Big West selection in 2006-07 ... ranked eighth on conference leaderboard in points (14.1) and tied for sixth in rebounds (6.6) ... scored in double figures in 25 of 29 games and recorded five double-doubles ... ranked third in Big West in field goal percentage (.550) ... put up a career-high 28 points to go along with 13 rebounds in double overtime win over Pepperdine (11/21/06) ... scored 25 points and pulled down six boards in road win over UNLV (11/17/06) ... started all 29 games for the second consecutive season after missing two years due to injuries.

CAREER STATS

Season	GP-GS	FG%	FT%	PTS	PPG	REB	RPG
2005-06	29-29	55.6	77.7	355	12.2	171	5.9
2006-07	29-29	53.0	73.9	408	14.1	190	6.6
Career	58-58	54.0	75.7	763	13.2	361	6.2



Harris enjoyed a breakout campaign in 2006-07 on his way to first team All-Big West accolades ... led conference and ranked 11th in NCAA in scoring (21.1) ... complete scorer hit 45.8% (71-155) from three point land and 78.6% (158-201) from the free throw line ... ranked fourth in league in threes made (71) and scored in double figures in 28 of 29 games ... recorded two 30-point games, including career-high 35 against Cal State Fullerton (2/22/07) ... hit five threes in a contest on four occasions ... finished season strong as he averaged 25.0 points, 4.9 rebounds and shot 52.0% (26-50) from three-point land in his final seven games.

CAREER STATS

Season	GP-GS	FG%	FT%	PTS	PPG	REB	RPG
2004-05	29-24	36.9	76.5	216	7.4	85	2.9
2005-06	29-17	37.4	74.2	242	8.3	101	3.5
2006-07	29-29	47.6	78.6	611	21.1	140	4.8
Career	87-70	42.6	77.0	1069	12.3	326	3.7

2007-08 SCHEDULE

Date	Day	Opponent	Time
11/1	Thr.	#Cal State Dominguez Hills	7:00 pm
11/9	Fri.	+vs. Northwestern State	4:30 pm
11/10	Sat.	+vs. Harvard	4:30 pm
11/11	Sun.	+at Stanford	3:30 pm
11/15	Thr.	Cal Poly Pomona	7:00 pm
11/20	Tue.	San Francisco	7:00 pm
11/24	Sat.	Montana State	7:00 pm
11/27	Tue.	UNLV	7:00 pm
12/1	Sat.	at Loyola Marymount (CSTV)	7:00 pm
12/5	Wed.	Pepperdine	7:00 pm
12/7	Fri.	Utah Valley State	7:00 pm
12/19	Wed.	at Ball State	4:00 pm
12/22	Sat.	at North Carolina (FSN South)	10:00 am
12/29	Sat.	at Eastern Washington	7:00 pm
1/3	Thr.	*Long Beach State	7:00 pm
1/5	Sat.	*Cal State Northridge	7:00 pm
1/10	Thr.	*at UC Irvine	7:05 pm
1/12	Sat.	*at Cal State Fullerton	6:05 pm
1/19	Sat.	*at Cal Poly	7:00 pm
1/24	Thr.	*Pacific	7:00 pm
1/26	Sat.	*UC Davis	7:00 pm
1/30	Wed.	*at UC Riverside (KVMD)	7:00 pm
2/7	Thr.	*Cal State Fullerton	7:00 pm
2/9	Sat.	*UC Irvine (FSN PT)	7:00 pm
2/14	Thr.	*Cal Poly (CSTV)	7:00 pm
2/16	Sat.	*at UC Davis	7:00 pm
2/20	Wed.	*at Pacific	7:00 pm
2/23	Sat.	at ESPN Bracket Busters	TBA
3/1	Sat.	*UC Riverside	7:00 pm
3/6	Thr.	*at Cal State Northridge	7:05 pm
3/8	Sat.	*at Long Beach State	4:05 pm
3/12-15	Wed.-Sat.	Big West Tournament (Anaheim, CA)	TBA

#Exhibition
+Basketball Travelers Classic (Stanford, CA)
*Big West game

Home games in **bold**
All Times are Pacific

2006-07 RESULTS (18-11, 9-5)

Date	Opponent	Score	High Scorer(s)
11/10	San Jose State	W, 75-67	Harris (25)
11/13	at Montana State	W, 88-56	Harris (21)
11/17	at UNLV	W, 79-76	Devine (25)
11/21	at Pepperdine	••W, 89-80	Devine (28)
11/25	San Diego State	L, 72-76	Harris (21)
11/29	Loyola Marymount	L, 55-58	Harris (25)
12/2	at Portland	W, 75-67	Harris (24)
12/6	Fresno State	W, 70-42	Devine (19)
12/17	at San Francisco	W, 74-69	Harris (21)
12/19	Vanguard University	W, 90-63	Devine (22)
12/22	at San Diego	L, 63-81	Devine (12)
12/28	*UC Riverside	W, 73-65	Harris (32)
12/30	*Cal State Fullerton	W, 84-76	Devine (25)
1/4	*at Long Beach State	L, 65-101	Brown (11)
1/6	*at UC Irvine	W, 64-59	Harris (23)
1/13	UC Davis	L, 66-70	Harris (28)
1/20	*Cal Poly	L, 61-71	Harris (19)
1/25	*at Cal State Northridge	W, 67-57	Harris, Devine (17)
1/27	*at Pacific	W, 70-62	Harris (27)
2/1	at UC Davis	W, 66-48	Devine (19)
2/8	*UC Irvine	W, 71-62	Brown (23)
2/10	*Long Beach State (FSN PT)	L, 67-68	Brown (18)
2/14	*at Cal Poly	L, 79-86	Harris (19)
2/17	Eastern Washington	L, 70-71	Harris (27)
2/22	*at Cal State Fullerton (KVMD)	L, 73-79	Harris (35)
2/24	*at UC Riverside	W, 68-67	Harris (25)
3/1	*Pacific	W, 64-49	Harris (22)
3/3	*Cal State Northridge (FSNW)	W, 75-59	Harris (25)
3/8	^vs. UC Irvine (KVMD)	L, 52-70	Harris (22)

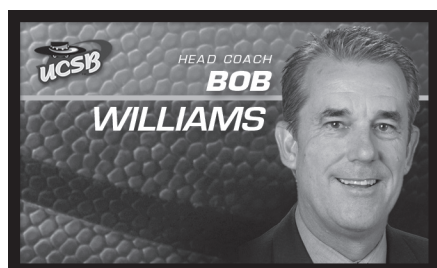
*Big West game
^Big West Tournament (Anaheim, CA)

• Overtime
Home games in **bold**

UC SANTA BARBARA GAUCHOS

2006-07 STATISTICS

No.	Player	G-GS	Min - Avg	FG-FGA	Pct	3P-3PA	Pct	FT-FTA	Pct	Off-Def	Tot- Avg	PF-FO	AT	TO	BS	ST	Pts - Avg
12	Harris, Alex	29-29	1018-35.1	191-401	.476	71-155	.458	158-201	.786	36-104	140-4.8	56-0	61	77	3	26	611-21.1
10	Devine, Chris	29-29	916-31.6	160-302	.530	3-17	.176	85-115	.739	55-135	190-6.6	80-3	38	84	12	27	408-14.1
21	Brown, Cecil	24-14	695-29.0	80-190	.421	32-86	.372	31-41	.756	7-58	65-2.7	27-0	77	41	4	20	223-9.3
03	Powell, James	29-17	664-22.9	82-206	.398	38-112	.339	54-66	.818	8-58	66-2.3	44-0	64	58	1	26	256-8.8
14	Elliott, Ivan	29-17	650-22.4	75-134	.560	5-13	.385	22-42	.524	66-108	174-6.0	77-4	25	22	19	10	177-6.1
11	Joyner, Justin	28-26	797-28.5	42-114	.368	18-66	.273	33-50	.660	11-63	74-2.6	56-4	81	54	5	36	135-4.8
41	Garlepp, Tom	19-7	262-13.8	21-57	.368	5-12	.417	17-25	.680	19-27	46-2.4	31-0	17	10	12	6	64-3.4
44	Turner, Glenn	20-5	319-16.0	27-44	.614	0-0	.000	13-23	.565	25-63	88-4.4	46-1	6	13	26	6	67-3.4
34	Bing, Trevor	19-1	156-8.2	16-29	.552	9-21	.429	2-2	1.000	6-13	19-1.0	8-0	14	11	1	8	43-2.3
33	Massey, David	1-0	4-4.0	1-2	.500	0-0	.000	0-0	.000	0-1	1-1.0	0-0	0	0	0	0	2-2.0
23	Bidas a Moute, E.	24-0	164-6.8	16-31	.516	0-3	.000	7-16	.438	13-29	42-1.8	23-0	5	13	3	6	39-1.6
04	Roemer, Paul	16-0	132-8.3	11-27	.407	3-12	.250	0-1	.000	4-9	13-0.8	11-0	13	13	0	9	25-1.6
30	Gibb, Beau	12-0	72-6.0	6-13	.462	0-0	.000	3-4	.750	5-2	7-0.6	13-0	1	5	2	0	15-1.3
Team											28-52	80-2.8		1			
UC SANTA BARBARA		29	5850	728-1550	.470	184-497	.370	425-586	.725	283-722	1005-34.7	472-12	402	402	88	180	2065-71.2
Opponents		29	5850	693-1675	.414	216-662	.326	353-502	.703	348-634	982-33.9	539-	387	390	73	164	1955-67.4



San Jose State (1976) • 10th season

Career Record: 329-222 (.597)

UCSB Record: 140-122 (.534)

- Ranks fourth all-time on the UC Santa Barbara career list with 140 wins.
- Led the Gauchos to 18 regular season wins in 2006-07, the most since the 1991-92 team won 20 games during the regular season.
- Posted winning records in five of the last six seasons and six times overall during his tenure.
- Needs 12 Big West wins to reach 100 for his career. Owns an 88-60 record in league games.
- Was named the 1998-99 and 2002-03 Big West Coach of the Year.
- Led UC Davis to the Division II National Championship in 1998.
- Selected NCAA Division II Coach of the Year in 1998.

Coaching Experience: Assistant Coach, San Lorenzo Valley High School, 1975-76...head coach, Santa Cruz High School, 1976-78...assistant coach, Cabrillo College, 1978-79...head coach, Lincoln High School, 1979-80...head coach, Cabrillo College, 1980-83...head coach, Menlo College, 1983-88...assistant coach, Pepperdine, 1988-90...head coach, UC Davis, 1990-98...head coach, UC Santa Barbara, 1998-present.



Williams' Coaching Record

Year	School	W	L	Pct.
1986-87	Menlo College	13	13	.500
1987-88	Menlo College	18	11	.621
1990-91	UC Davis	20	8	.714
1991-92	UC Davis	19	11	.633
1992-93	UC Davis	13	14	.482
1993-94	UC Davis	11	15	.423
1994-95	UC Davis	20	11	.645
1995-96	UC Davis	24	6	.800
1996-97	UC Davis	20	9	.690
1997-98	UC Davis	31	2	.939
1998-99	UC Santa Barbara	15	13	.536
1999-00	UC Santa Barbara	14	14	.500
2000-01	UC Santa Barbara	13	15	.464
2001-02	UC Santa Barbara	20	11	.645
2002-03	UC Santa Barbara	18	14	.563
2003-04	UC Santa Barbara	16	12	.571
2004-05	UC Santa Barbara	11	18	.379
2005-06	UC Santa Barbara	15	14	.517
2006-07	UC Santa Barbara	18	11	.621
Career Totals		329	222	.597

UC SANTA BARBARA'S ALL-TIME COACHES

Years	Coach	W	L	Pct.
1921-22	Miss Alice Bradley	8	5	.615
1922-27	Otho J. Gilliland	27	11	.710
1927-29	Dudley DeGroot	8	14	.363
1929-36	Harold Davis	36	62	.368
1936-37	Paul Jones	2	8	.200
1937-57	Willie Wilton	205	163	.557
1957-66	Art Gallon	122	109	.528
1966-78	Ralph Barkey	169	144	.540
1978-83	Ed DeLacy	51	83	.380
1983-98	Jerry Pimm	222	202	.523
1998-Present	Bob Williams	140	122	.534

RETURNEE CAREER STATS (Two Year Experience Min.)

Player	G-GS	Min - Avg	FG-FGA	Pct	3P-3PA	Pct	FT-FTA	Pct	Off-Def	Tot- Avg	PF-FD	AT	TO	BS	ST	Pts - Avg
Harris, Alex	87-70	2524-29.0	327-767	.426	120-308	.390	295-383	.770	84-242	326-3.7	154-1	171	193	8	72	1069-12.3
Devine, Chris	58-58	1769-30.5	295-546	.540	8-33	.242	165-218	.757	123-238	361-6.2	165-8	76	146	18	58	763-13.2

PACIFIC TIGERS

TIGER NOTEBOOK

• After three straight NCAA Tournament appearances and 20-win campaigns (2003-06), Pacific struggled last season with a bunch of new faces on the roster. The Tigers finished 12-19 and lost five of their last six games. They also suffered three early losses by three points or less, setting the tone for a tough season.

• Pacific offers a solid mix of returners and newcomers in hopes of rejoining the ranks of contenders in the Big West race. Four of the team's top seven scorers return, joining six newcomers to form a talented crew.

• Junior forward **Anthony Brown** leads the team. He ranked seventh in the league in scoring (14.3 ppg) and third in rebounding (7.2 rpg) en route to second team all-conference honors. His seven double-doubles was second among Big West players. A starter in all 31 games, Brown posted the league's second-best field goal percentage (.533).


• Brown improved tremendously from his freshman to sophomore seasons at the free throw line. As a frosh, he hit just 53.8% (57-of-106). But that number jumped to 70.1% (143-of-204) in 2006-07.

• Pacific played in one of the most memorable games in Big West Tournament history to end its 2006-07 season. The Tigers played in the tournament's first double overtime game, losing 100-92 to Cal State Fullerton. The 192 points were the second-most combined points between two teams for one tournament game.

• There is a glut at the guard spot with as many as seven players competing for playing time. Point guard looks to be a battle between junior **Steffan Johnson** and senior **Solomon HorseChief**. The two shared starting duties last season (Johnson 16 starts, HorseChief 17). Johnson was second on the team in scoring (9.7 ppg) and fifth in the Big West in assists (3.6 apg). HorseChief (6.8 ppg) led the squad in free throw percentage (.754).

• Pacific ranked last in the league in rebounding (31.9 rpg) and seventh in blocked shots (1.94 bpg) last year. The Tigers dipped into the junior college ranks and found 6-8 forward **Michael Nunnally** from nearby Delta College in Stockton. He averaged 18.5 ppg and 12.1 rpg his sophomore year at Delta. He is one of five players on the roster that stands 6-8 or taller.

• Look for a pair of 6-4 guards from the state of Washington to make an impact on the team this year. **Chad Troyer**, who hails from Seattle, played 43 games in two seasons at Miami (OH) before transferring. **Terrell Smith**, earned all-state honors as a highly touted recruit out of Federal Way High School.



Junior STEFFAN JOHNSON

QUICK FACTS

Location:.....Stockton, CA
Enrollment: 6,000
Founded: 1851
Colors: Orange & Black
Nickname: Tigers
Arena (Capacity): Alex G. Spanos Center (6,150)

President: Dr. Donald DeRosa
Director of Athletics: Lynn King
Senior Woman Administrator: Cindy Spiro
Men's Basketball SID: Mike Millerick
Phone: (209) 946-2479
Fax: (209) 946-2757
Email Address: mmilleri@pacific.edu
Website Address: www.pacifictigers.com

Head Coach: Bob Thomason
Career Record: 374-267 (22 years)
Record at PAC: 322-240 (19 years)
Alma Mater: Pacific (1971)
Associate Head Coach: Ron Verlin
Assistant Coach: Adam Jacobsen
Assistant Coach: Aaron Woliczko

Letterwinners Returning/Lost: 5/5
Starters Returning/Lost: 2/3
Newcomers: 8
2006-07 Record: 12-19
2006-07 Big West Record: 5-9 (t-6th)

2007-08 ROSTER


NO.	PLAYER	POS	HT	WT	YR-EXP	HOMETOWN/LAST SCHOOL
1	Michael Nunnally	F	6-8	225	Jr.-JC	Stockton, CA/Delta JC
2	Chad Troyer	G	6-4	190	Jr.-RS	Seattle, WA/Miami (OH)
3	C.J. Morgan	G	6-0	175	So.-1V	Elk Grove, CA/Franklin HS
5	Steffan Johnson	G	6-1	185	Jr.-2V	Kent, WA/Kent Meridian HS
10	Solomon HorseChief	G	6-1	175	Sr.-1V	Muskogee, OK/Redlands CC
15	Terrell Smith	G	6-4	205	Fr.-HS	Federal Way, WA/Federal Way HS
20	Michael Kirby	G	5-11	160	Jr.-JC	North Highlands, CA/Delta JC
21	Anthony Brown	F	6-7	220	Jr.-2V	Sacramento, CA/Capital Christian HS
22	DeAngelo Garrett	C	6-8	240	Jr.-RS	Edmond, OK/Northern Oklahoma JC
30	James Doran	G	6-3	195	Jr.-JC	Cameron Park, CA/Sierra College
33	Casey Neimeyer	C	6-8	240	So.-1V	Woodland, CA/Woodland HS
34	Sam Willard	F	6-9	210	Fr.-HS	Pierre, SD/T.F. Riggs HS
41	Bryan LeDuc	F	6-8	210	Jr.-JC	Corona, CA/Fullerton College
42	Joe Ford	F	6-6	210	So.-1V	Altadena, CA/Campbell Hall HS

TIGERS BY CLASS

Seniors: 1
Juniors: 8
Sophomores: 3
Freshmen: 2


3 Yr Exp - 0
2 Yr Exp - 2
1 Yr Exp - 4
HS Exp - 2
JC Exp - 4
RS Exp - 2

PACIFIC STAFF



Dr. Donald
DeRosa

President



Lynn
King

Director of
Athletics



Cindy
Spiro

Senior Woman
Administrator

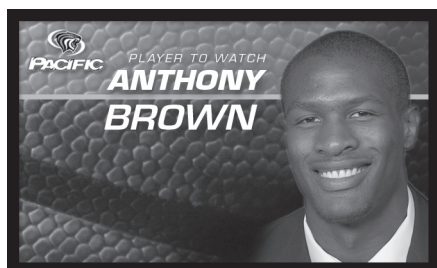


Mike
Millerick

Director of
Media Relations

PACIFIC TIGERS

TIGER PLAYERS TO WATCH



Brown enjoyed a stellar season as a full-time starter, claiming second team All-Big West honors after averaging team-bests in points (14.3) and rebounds (7.2) ... adept scorer in the paint shot 53.4% from the field, second in the

conference ... tallied four double-doubles including an 18-point and personal-best 15-rebound effort in win over UC Riverside (1/4/07) ... recorded career-high 26 points in Big West Tournament quarterfinal against Cal State Fullerton ... scored 19 points and pulled down 14 boards in win over UMKC at the Great Alaska Shootout (11/22/06) ... hit first career three-pointer against Cal State Fullerton (1/6/07).

CAREER STATS

Season	GP-GS	FG%	FT%	PTS	PPG	REB	RPG
2005-06	30-8	48.3	53.8	169	5.6	143	4.8
2006-07	31-31	53.4	70.1	442	14.3	224	7.2
Career	61-39	51.9	64.5	611	10.0	367	6.0



HorseChief had a solid first season with the Tigers, averaging 6.8 points and 2.6 assists in 30 games with 17 starts ... posted a solid 1.3-to-1 assist to turnover ratio ... scored career-best 18 points to go along

with six assists and four rebounds in win over UC Davis (1/20/07) ... dished out seven assists against Cal State Fullerton (2/8/07) and two games later in a win over Montana (2/17/07) ... hit four threes on the way to 17 points against UC Santa Barbara (1/27/07) ... consistency will be key as he averaged 8.4 points and 3.3 assists, and shot 53.8% in wins versus 5.8 points, 2.2 assists and 36.3% shooting in losses.

CAREER STATS

Season	GP-GS	FG%	FT%	PTS	PPG	REB	RPG
2006-07	30-17	42.2	75.4	203	6.8	39	1.3
Career	30-17	42.2	75.4	203	6.8	39	1.3

2007-08 SCHEDULE

Date	Day	Opponent	Time
11/1	Thr.	#Cal State Stanislaus	7:00 pm
11/4	Sun.	#Alaska-Anchorage	4:30 pm
11/10	Sat.	+vs. Western Michigan	6:30 pm
11/11	Sun.	+at Oregon (OSN - Comcast)	6:00 pm
11/12	Mon.	+vs. Pepperdine	5:00 pm
11/17	Sat.	Lewis & Clark	7:30 pm
11/21	Wed.	Sacramento State	7:00 pm
11/24	Sat.	at Saint Louis	5:00 pm
12/1	Sat.	Nevada	7:00 pm
12/5	Wed.	at San Francisco	8:00 pm
12/8	Sat.	Pepperdine	7:30 pm
12/12	Wed.	at Santa Clara	7:00 pm
12/15	Sat.	Montana	7:00 pm
12/22	Sat.	at Fresno State	7:00 pm
1/2	Wed.	*UC Riverside	7:00 pm
1/5	Sat.	at Cal State Bakersfield	7:30 pm
1/10	Thr.	*at Long Beach State	7:05 pm
1/12	Sat.	*at Cal State Northridge	7:05 pm
1/17	Thr.	*Cal State Fullerton	7:00 pm
1/19	Sat.	*UC Irvine (FSN PT)	7:00 pm
1/24	Thr.	*at UC Santa Barbara	7:00 pm
1/28	Mon.	*Cal Poly (ESPN2)	8:00 pm
2/2	Sat.	*at UC Davis	7:00 pm
2/7	Thr.	*Cal State Northridge	7:00 pm
2/9	Sat.	*Long Beach State	7:00 pm
2/14	Thr.	*at UC Irvine (KVMD)	7:00 pm
2/16	Sat.	*at Cal State Fullerton (FSN PT)	4:00 pm
2/20	Wed.	*UC Santa Barbara	7:00 pm
2/23	Sat.	ESPN Bracket Busters	TBA
2/28	Thr.	*UC Davis	7:00 pm
3/1	Sat.	*at Cal Poly (CSTV)	7:30 pm
3/5	Wed.	*at UC Riverside	7:00 pm
3/12-15	Wed.-Sat.	Big West Tournament (Anaheim, CA)	TBA

#Exhibition Home games in **bold**
+World Vision Invitational (Eugene, OR) All Times are Pacific
*Big West game

2006-07 RESULTS (12-19, 5-9)


Date	Opponent	Score	High Scorer(s)
11/11	Cal State Bakersfield	W, 75-67	Brown (25)
11/14	at New Mexico State	L, 74-76	Morgan (23)
11/22	+vs. UMKC	W, 71-70	Brown (19)
11/24	+vs. Loyola Marymount (ESPNU)	••L, 85-88	White (20)
11/25	+vs. Hawai'i	L, 60-71	Brown (19)
11/29	San Francisco (Comcast)	W, 79-72	Johnson (23)
12/2	at No. 8 Texas A&M	L, 62-74	Brown (19)
12/6	at Sacramento State	•L, 72-74	Morgan (24)
12/9	Santa Clara (Comcast)	L, 49-67	Morgan, White (10)
12/12	Saint Louis	L, 60-67	Johnson (18)
12/16	at No. 21 Nevada	L, 53-60	Johnson (11)
12/23	at No. 4 Wisconsin	L, 47-83	Johnson (16)
12/30	*Cal State Northridge	W, 68-64	Brown (21)
1/4	*at UC Riverside	W, 62-49	Brown (18)
1/6	*at Cal State Fullerton	L, 70-76	Brown (16)
1/13	*UC Irvine (CSTV)	L, 42-67	Brown (14)
1/20	at UC Davis (Comcast)	W, 79-71	Brown (19)
1/25	*Cal Poly	W, 66-43	Esparza (13)
1/27	*UC Santa Barbara	L, 62-70	HorseChief (17)
2/1	*at UC Irvine (KVMD)	W, 89-82	Esparza (23)
2/3	*at Long Beach State (FSN PT)	L, 64-92	Brown (18)
2/8	*Cal State Fullerton	L, 77-82	White (20)
2/10	*UC Riverside	W, 86-66	Vezia (15)
2/17	at Montana	W, 78-77	Esparza (24)
2/19	UC Davis	W, 65-58	Raffety (16)
2/24	*at Cal State Northridge	L, 73-76	HorseChief (15)
2/26	*Long Beach State (ESPN2)	L, 76-82	White (26)
3/1	*at UC Santa Barbara	L, 49-64	Esparza (16)
3/3	*at Cal Poly	L, 70-82	Esparza (16)
3/7	^vs. Cal State Northridge	W, 71-54	Vezia, Johnson (16)
3/8	^vs. Cal State Fullerton (KVMD)	••L, 92-100	Brown (26)

*Big West game •Overtime
+Great Alaska Shootout (Anchorage, AK) Home games in **bold**
^Big West Tournament (Anaheim, CA)

PACIFIC TIGERS

2006-07 STATISTICS

No.	Player	G-GS	Min - Avg	FG-FGA	Pct	3P-3PA	Pct	FT-FTA	Pct	Off-Def	Tot- Avg	PF-FO	AT	TO	BS	ST	Pts - Avg
21	Brown, Anthony	31-31	1032-33.3	149-279	.534	1-3	.333	143-204	.701	72-152	224-7.2	75-2	49	69	21	24	442-14.3
05	Johnson, Steffan	30-16	845-28.2	101-268	.377	45-135	.333	44-69	.638	16-52	68-2.3	38-1	109	93	8	37	291-9.7
51	White, Michael	29-27	658-22.7	109-208	.524	8-21	.381	50-81	.617	48-76	124-4.3	86-5	39	54	10	16	276-9.5
30	Esparza, Anthony	31-29	909-29.3	93-196	.474	24-60	.400	74-100	.740	37-110	147-4.7	76-2	84	60	9	18	284-9.2
10	HorseChief, Solomon	30-17	679-22.6	65-154	.422	27-84	.321	46-61	.754	9-30	39-1.3	63-2	78	60	4	18	203-6.8
00	Vezia, Reggie	31-21	646-20.8	74-156	.474	46-104	.442	12-16	.750	16-65	81-2.6	36-0	22	35	2	17	206-6.6
03	Morgan, C.J	29-9	525-18.1	57-154	.370	38-103	.369	25-31	.806	7-38	45-1.6	42-1	35	30	0	22	177-6.1
34	Raffety, Wolfgang	29-0	368-12.7	42-90	.467	14-35	.400	20-27	.741	32-35	67-2.3	53-2	15	17	1	5	118-4.1
42	Ford, Joe	4-2	86-21.5	4-6	.667	0-0	.000	6-12	.500	1-4	5-1.3	13-1	2	8	1	4	14-3.5
33	Neimeyer, Casey	27-2	252-9.3	17-38	.447	1-1	1.000	21-35	.600	12-33	45-1.7	32-0	8	7	1	4	56-2.1
12	Pemberton, Ben	29-1	296-10.2	18-56	.321	6-27	.222	13-20	.650	15-29	44-1.5	12-0	14	18	1	3	55-1.9
11	Garrett, DeAngelo	6-0	30-5.0	1-5	.200	0-1	.000	2-4	.500	0-6	6-1.0	3-0	0	2	2	1	4-0.7
TEAM										39-55	94-3.0	2		3			
PACIFIC		31	6325	730-1610	.453	210-574	.366	456-660	.691	304-685	989-31.9	531-16	455	456	60	169	2126-68.6
Opponents		31	6325	788-1656	.476	245-616	.398	403-584	.690	280-682	962-31.0	588-	459	415	87	234	2224-71.7



Pacific (1971) • 20th season

Career Record: 374-267 (.584)

PAC Record: 322-240 (.573)

- Enters his 20th season at Pacific and is the longest tenured coach at one school in Big West history.
- Ranks second among all-time Big West coaches in overall (322) and league wins (188).
- Took the Tigers to three consecutive NCAA Tournaments (2004-06) and four times overall (1997).
- Guided the Tlgers to NCAA Tournament first round victories in 2004 (Providence) and 2005 (Pittsburgh).
- A five-time winner of the Big West Coach of the Year award (1993, 1997, 2004, 2005, 2006).
- Coached four Big West Players of the Year - Miah Davis (2004), David Doubley (2005) and Christian Maraker (2006) - and the 1998 NBA No. 1 draft pick, Michael Olowokandi, who was the league's top player in 1997.

Coaching Experience: Assistant Coach, Stagg High School, 1971-73...head coach, Escalon High School, 1973-76...head coach, Turlock High School, 1976-81...head coach, Columbia Junior College, 1981-85...head coach, Stanislaus State, 1985-88...head coach, Pacific, 1988-present.



Thomason's Coaching Record

Year	School	W	L	Pct.
1985-86	Stanislaus State	15	10	.600
1986-87	Stanislaus State	20	8	.714
1987-88	Stanislaus State	17	9	.654
1988-89	Pacific	7	21	.250
1989-90	Pacific	15	14	.519
1990-91	Pacific	14	15	.483
1991-92	Pacific	14	16	.467
1992-93	Pacific	16	11	.593
1993-94	Pacific	17	14	.548
1994-95	Pacific	14	13	.519
1995-96	Pacific	15	12	.556
1996-97	Pacific	24	6	.800
1997-98	Pacific	23	10	.697
1998-99	Pacific	14	13	.519
1999-00	Pacific	11	18	.379
2000-01	Pacific	18	12	.600
2001-02	Pacific	20	10	.667
2002-03	Pacific	12	16	.429
2003-04	Pacific	25	8	.758
2004-05	Pacific	27	4	.871
2005-06	Pacific	24	8	.750
2006-07	Pacific	12	19	.387
Career Totals		374	267	.584

PACIFIC'S ALL-TIME COACHES

Years	Coach	W	L	Pct.	Years	Coach	W	L	Pct.
1927-30	A.P. Agosti	6	11	.353	1933-36	Larry Apitz	29	25	.537
1910-11	Bob Atkinson	3	2	.600	1936-42	Ralph Francis	46	74	.383
1911-12	James Trevarrow	5	1	.833	1942-52	Chris Kjeldsen	125	107	.538
1912-13	Charles Sheldon	8	4	.667	1952-63	Van Sweet	94	186	.335
1913-14	Walter Case	7	3	.700	1963-72	Dick Edwards	169	72	.701
1914-15	Bill Fletcher	4	4	.500	1972-79	Stan Morrison	100	88	.531
1915-16	Frank Reaves	1	4	.200	1979-82	Dick Fichtner	37	48	.435
1916-20	George Sperry	5	21	.192	1982-88	Tom O'Neill	51	110	.316
1920-21	Ken Lily	5	2	.714	1988	Denis Willens	0	12	.000
1921-33	Erwin Righter	88	75	.539	1988-Pres.	Bob Thomason	322	240	.573

RETURNEE CAREER STATS (Two Year Experience Min.)

Player	G-GS	Min - Avg	FG-FGA	Pct	3P-3PA	Pct	FT-FTA	Pct	Off-Def	Tot- Avg	PF-FD	AT	TO	BS	ST	Pts - Avg
Brown, Anthony	61-39	1594-26.1	205-395	.519	1-3	.333	200-310	.645	120-247	367-6.0	126-2	72	95	39	36	611-10.0
Johnson, Steffan	62-16	1402-22.6	176-437	.403	72-213	.338	68-109	.624	27-101	128-2.1	52-1	186	142	10	59	492-7.9
Ford, Joe	31-7	295-9.5	12-30	.400	0-0	.000	18-33	.546	12-21	33-1.1	56-1	21	17	5	12	42-1.4

2006-07 YEAR IN REVIEW

STANDINGS

	Conference						Overall					
	W	L	Pct.	GB	Home	Away	W	L	Pct.	Home	Away	Ntrl.
^#Long Beach State	12	2	.857	--	7-0	5-2	24	8	.750	12-1	9-5	3-2
Cal State Fullerton	9	5	.643	3	5-2	4-3	20	10	.667	12-2	7-7	1-1
Cal Poly	9	5	.643	3	5-2	4-3	19	11	.633	12-2	5-7	2-2
UC Santa Barbara	9	5	.643	3	5-2	4-3	18	11	.621	8-6	10-4	0-1
UC Irvine	6	8	.429	6	4-3	2-5	15	18	.455	9-3	3-13	3-2
Cal State Northridge	5	9	.357	7	4-3	1-6	14	17	.452	10-5	2-11	2-1
Pacific	5	9	.357	7	3-4	2-5	12	19	.387	6-6	4-10	2-3
UC Riverside	1	13	.071	11	1-6	0-7	7	24	.226	4-8	2-14	1-2

^Regular season champion

#Big West Tournament champion

+NCAA Tournament

LONG BEACH STATE CAPS OFF SEASON WITH NCAA TOURNAMENT APPEARANCE

Long Beach State returned to the NCAA Tournament after a 12-year hiatus and won 24 games, the most since 1999-2000, to highlight the 2006-07 men's basketball season.

The 49ers overcame a 2-4 start to win nine straight and 22 of their last 26 games, including the Big West Tournament championship. LBSU defeated UC Irvine and Cal Poly in the semifinals and championship, respectively. It was the program's first tournament title since 1995, which was also the year of its last NCAA Tournament appearance.

Long Beach State earned the No. 12 seed in the South Regional and was pitted against fifth-seeded Tennessee in the first round. The 49ers fell to the No. 25 Volunteers 121-86 to close out the season 24-8. The 24 wins represented the third-most wins in Long Beach State history and marked the 13th time in school history the 49ers won at least 20 games.

Cal State Fullerton collected its second 20-win season in the last three years. The Titans posted a 20-10 overall record and tied for second in the Big West at 9-5. Among the victories was a memorable 100-92 scoring fest against Pacific in the first double overtime game in Big West Tournament history. The tie for second place was CSF's best league finish ever with two exceptions - the 1975-76 squad that tied for first and the 1982-83 squad that had outright possession of second place.

The Big West nearly had four teams reach the 20-win plateau, but two came up just short.

Cal Poly (19-11) and UC Santa Barbara (18-11) tied the Titans for second place in the final league standings. The Mustangs came on strong over the latter half of the season. They were victorious in 13 of their last 16 games, which included an 8-2 finish against conference competition. As a result, Cal Poly essentially was the Big West's strongest team next to Long Beach State, so it wasn't a surprise when the two teams met in the tournament final.

UC Santa Barbara took a different path to attain its 18-win season. The Gauchos began the season as the Big West's hottest team, winning eight of their first 10 and 10 of their first 13 games. However, after the great start, the Gauchos proceeded to go 8-8 down the stretch and lost in the tournament quarterfinals to UC Irvine.

BIG WEST TOURNAMENT TOP PERFORMERS

SCORING

Player	School	G	Pts.	Avg.
Aaron Nixon	Long Beach State	2	45	22.5
Chaz Thomas	Cal Poly	2	45	22.5
Bobby Brown	Cal State Fullerton	2	41	20.5
Anthony Brown	Pacific	2	35	17.5
Frank Robinson	Cal State Fullerton	2	33	16.5
Steffan Johnson	Pacific	2	32	16.0

REBOUNDING

Player	School	G	Rebs.	Avg.
Scott Cutley	Cal State Fullerton	2	23	11.5
Sterling Byrd	Long Beach State	2	21	10.5
Derek Stockalper	Cal Poly	2	21	10.5
Frank Robinson	Cal State Fullerton	2	19	9.5
Patrick Sanders	UC Irvine	3	18	6.0
Justin Burns	Cal State Fullerton	2	16	8.0

ASSISTS

Player	School	G	Assts.	Avg.
Trae Clark	Cal Poly	2	11	5.5
Kevin Houston	Long Beach State	2	11	5.5
Michael Hunter	UC Irvine	3	9	3.0
Kejuan Johnson	Long Beach State	2	8	4.0
Bobby Brown	Cal State Fullerton	2	7	3.5

BIG WEST NEWS & NOTES

Brown, Harris Named NABC All-District 15: The National Association of Basketball Coaches named Cal State Fullerton senior **Bobby Brown** to the NABC All-District 15 First Team and UC Santa Barbara junior **Alex Harris** to the Second Team on Feb. 28. A total of 150 student-athletes were selected and voted on by member coaches of the NABC, covering 15 districts.

Nixon Eighth Player To Be Named POY & Tournament MVP: Long Beach State senior guard **Aaron Nixon** became the eighth player in Big West history to earn the league's Player of the Year and Tournament Most Valuable Player award in the same season. He is the first player in 10 years to accomplish that feat, following Nevada's Faron Hand in 1997. UNLV's Richie Adams (1984-85) and Larry Johnson (1990-91) were the only players to turn the trick in back-to-back seasons.

Victory Totals Go Up For Big West's Majority: Six of the eight Big West schools improved their win totals from the 2005-06 to the 2006-07 seasons. Cal Poly made the biggest jump of +9, going from 10 wins to 19. Long Beach State went from 18 to 24 wins (+6), while Cal State Fullerton (+4), Cal State Northridge (+3), UC Santa Barbara (+3) and UC Riverside (+2) also made strides.

Nixon Named AP Honorable Mention All-American: **Aaron Nixon** garnered Honorable Mention All America honors from the Associated Press to cap off an outstanding two-year career in the black and gold. The 2006-07 Big West Player of the Year, Nixon led Long Beach State in scoring at 18.8 points per game. His 601 points rank as the sixth-most in 49er single-season history. Nixon also averaged 4.9 rebounds, 3.1 assists and 1.3 steals per game while shooting 74.7 percent (124-of-166) from the free throw line. He concluded his career in the NCAA Tournament First Round against Tennessee with a 23-point effort. That was his 21st straight game scoring in double figures, tying for the longest streak in the Big West this season with UC Santa Barbara's **Alex Harris**.

Harris & Devine Form Most Prolific UCSB Duo: UC Santa Barbara guard **Alex Harris** and forward **Chris Devine** scored the highest percentage of points among top scoring duos in the Big West, accounting for 1,019 of the team's 2,065 points, or 49.3% of the offense. In fact, the 1,019 points makes Harris and Devine the top one-two scoring punch in UCSB history.

POSTSEASON RESULTS

BIG WEST TOURNAMENT

Anaheim Convention Center (Anaheim, CA)

Wednesday, March 7 - First Round (BigWest.TV)

(#5) UC Irvine 53, (#8) UC Riverside 52
(#7) Pacific 71, (#6) Cal State Northridge 54

Thursday, March 8 - Quarterfinals (KVMD & BigWest.TV)

(#3) Cal State Fullerton 100, (#7) Pacific 92 (2 OT)
(#5) UC Irvine 70, (#4) UC Santa Barbara 52

Friday, March 9 - Semifinals (ESPNU)

(#1) Long Beach State 77, (#5) UC Irvine 63
(#2) Cal Poly 81, (#3) Cal State Fullerton 56

Saturday, March 10 - Championship (ESPN2)

(#1) Long Beach State 94, (#2) Cal Poly 83

NCAA TOURNAMENT

South Regional

Nationwide Arena • Columbus, Ohio
Host: Ohio State University

First Round - Friday, March 16 (CBS)

(#5) Tennessee 121, (#12) Long Beach State 86

2006-07 HONORS & AWARDS

2006-07 ALL-CONFERENCE TEAM

FIRST TEAM

Player	School	Ht.	Yr.	Pos.	Hometown
+Bobby Brown	Cal State Fullerton	6-2	Sr.	G	Los Angeles, CA
Scott Cutley	Cal State Fullerton	6-5	Jr.	F	Torrance, CA
Alex Harris	UC Santa Barbara	6-6	Jr.	G	Alameda, CA
Kejuan Johnson	Long Beach State	6-4	Sr.	G	Long Beach, CA
Aaron Nixon	Long Beach State	6-2	Sr.	G	Cleveland, OH
+Derek Stockalper	Cal Poly	6-5	Sr.	G/F	Carlsbad, CA

SECOND TEAM

Player	School	Ht.	Yr.	Pos.	Hometown
Anthony Brown	Pacific	6-7	So.	F	Sacramento, CA
Cecil Brown	UC Santa Barbara	6-4	Sr.	G	Canoga Park, CA
Chris Devine	UC Santa Barbara	6-8	Jr.	F	Eagle River, AK
Kevin Houston	Long Beach State	5-10	Sr.	G	Highland, CA
Dawin Whiten	Cal Poly	6-3	Jr.	G	North Hills, CA

HONORABLE MENTION

Player	School	Ht.	Yr.	Pos.	Hometown
Sterling Byrd	Long Beach State	6-6	Sr.	F	Compton, CA
Trae Clark	Cal Poly	5-11	So.	G	Fremont, CA
Larry Cunningham	UC Riverside	6-2	Jr.	G	Downey, CA
Darren Fells	UC Irvine	6-7	Jr.	F/C	Fullerton, CA
Jonathan Heard	Cal State Northridge	6-6	Jr.	G/F	Inglewood, CA
Tyler McGinn	Cal Poly	6-6	Sr.	F	Gilbert, AZ
Frank Robinson	Cal State Fullerton	6-4	Jr.	G	Los Angeles, CA
Patrick Sanders	UC Irvine	6-6	Jr.	F	Corona, CA
Reggie Vezia	Pacific	6-2	Sr.	G	Vacaville, CA

ALL-FRESHMAN TEAM

Player	School	Ht.	Pos.	Hometown
Chad DeCasas	UC Irvine	6-5	G	Mission Viejo, CA
Michael Hunter	UC Irvine	5-10	G	Aurora, CO
Justin Joyner	UC Santa Barbara	6-0	G	Antioch, CA
James Powell	UC Santa Barbara	6-2	G	Glendora, CA
Henrik Thomsen	UC Riverside	6-8	G/F	Gundsømagle, Denmark

+Two-time All-Big West First Team selection

2006-07 PLAYERS OF THE WEEK

Date	Player	School	Year
11/13	Alex Harris	UC Santa Barbara	Jr.
11/20	Chris Devine	UC Santa Barbara	Jr.
11/27	Justin Burns	Cal State Fullerton	Sr.
12/4	Calvin Chitwood	Cal State Northridge	Jr.
12/11	Aaron Nixon	Long Beach State	Sr.
12/18	Bobby Brown	Cal State Fullerton	Sr.
12/26	Sterling Byrd	Long Beach State	Sr.
1/2	Alex Harris	UC Santa Barbara	Jr.
1/8	Aaron Nixon	Long Beach State	Sr.
1/15	Jonathan Heard	Cal State Northridge	Jr.
1/22	Aaron Nixon	Long Beach State	Sr.
1/29	Scott Cutley	Cal State Fullerton	Jr.
2/5	Larry Cunningham	UC Riverside	Jr.
2/12	Dawin Whiten	Cal Poly	Jr.
	Aaron Nixon	Long Beach State	Sr.
2/19	Derek Stockalper	Cal Poly	Sr.
2/26	Dreshawn Vance	Cal Poly	Jr.
3/5	Aaron Nixon	Long Beach State	Sr.

2006-07 ALL-TOURNAMENT TEAM

Aaron Nixon, Long Beach State. Sr., G (MVP)
 Trae Clark, Cal Poly, So., G
 Scott Cutley, Cal State Fullerton, Jr., F
 Bobby Brown, Cal State Fullerton, Sr., G
 Mark Dawson, Long Beach State, Sr., C
 Derek Stockalper, Cal Poly, Sr., F

2006-07 ALL-SPECIALTY TEAM

DEFENSIVE PLAYER OF THE YEAR

Titus Shelton, Cal Poly

BEST SIXTH MAN

Marcus Crenshaw, Cal State Fullerton

BEST HUSTLE

Terrell Jones, Cal State Northridge

Player of the Year

Aaron Nixon, Long Beach State

Coach of the Year

Larry Reynolds, Long Beach State

Freshman of the Year


Henrik Thomsen, UC Riverside



Aaron Nixon, LBSU



Marcus Crenshaw, CSF



Titus Shelton, CP

2006-07 ALL-ACADEMIC MEN'S BASKETBALL TEAM

Name	School	Academic Year	Major	Hometown
Chris Minardo	Cal State Fullerton	Sophomore	Business	Chino Hills, CA
Terrell Jones	Cal State Northridge	Senior	Business Management	Carson, CA
Austen Powers	Cal State Northridge	Sophomore	Biology	Glendale, AZ
Austin Waggener	Cal State Northridge	Senior	Business Marketing	Inglewood, CA
Christian Soto	UC Riverside	Sophomore	Theater	Caguas, Puerto Rico
Anthony Esparza	Pacific	Senior	Business Administration	Bakersfield, CA
Benjamin Pemberton	Pacific	Senior	Engineering	Hawkins, TX
Michael White	Pacific	Senior	Political Science	Capitola, CA

2006-07 FINAL STATISTICS

OVERALL STATISTICS - TEAM

SCORING OFFENSE

Team	G	W-L	Pts	Avg.
1. Cal State Fullerton	30	20-10	2462	82.1
2. Long Beach State	32	24-8	2575	80.5
3. Cal Poly	30	19-11	2265	75.5
4. Cal State Northridge	31	14-17	2340	75.5
5. UC Santa Barbara	29	18-11	2065	71.2
6. Pacific	31	12-19	2126	68.6
7. UC Irvine	33	15-18	2186	66.2
8. UC Riverside	31	7-24	1991	64.2

SCORING DEFENSE

Team	G	Pts	Avg.
1. UC Irvine	33	2210	67.0
2. UC Santa Barbara	29	1955	67.4
3. Pacific	31	2224	71.7
4. Cal Poly	30	2160	72.0
5. UC Riverside	31	2249	72.5
6. Long Beach State	32	2408	75.2
7. Cal State Northridge	31	2353	75.9
8. Cal State Fullerton	30	2291	76.4

SCORING MARGIN

Team	G	Off	Def	Mar.
1. Cal State Fullerton	30	82.1	76.4	+5.7
2. Long Beach State	32	80.5	75.2	+5.2
3. UC Santa Barbara	29	71.2	67.4	+3.8
4. Cal Poly	30	75.5	72.0	+3.5
5. Cal State Northridge	31	75.5	75.9	-0.4
6. UC Irvine	33	66.2	67.0	-0.7
7. Pacific	31	68.6	71.7	-3.2
8. UC Riverside	31	64.2	72.5	-8.3

FREE THROW PERCENTAGE

Team	G	FTM	FTA	Pct.
1. UC Santa Barbara	29	425	586	.725
2. UC Irvine	33	472	652	.724
3. Cal State Northridge	31	510	716	.712
4. Long Beach State	32	490	698	.702
5. Pacific	31	456	660	.691
6. UC Riverside	31	312	454	.687
7. Cal State Fullerton	30	405	629	.644
8. Cal Poly	30	373	583	.640

FIELD GOAL PERCENTAGE

Team	G	FGM	FGA	Pct.
1. UC Santa Barbara	29	728	1550	.470
2. Cal Poly	30	806	1733	.465
3. Cal State Fullerton	30	905	1973	.459
4. Long Beach State	32	906	1994	.454
5. Pacific	31	730	1610	.453
6. UC Irvine	33	756	1673	.452
7. Cal State Northridge	31	831	1852	.449
8. UC Riverside	31	730	1832	.398

FIELD GOAL PERCENTAGE DEFENSE

Team	G	FGM	FGA	Pct.
1. UC Santa Barbara	29	693	1675	.414
2. UC Irvine	33	781	1886	.414
3. Cal Poly	30	767	1779	.431
4. Cal State Northridge	31	736	1660	.443
5. Long Beach State	32	857	1932	.444
6. Cal State Fullerton	30	834	1822	.458
7. UC Riverside	31	819	1724	.475
8. Pacific	31	788	1656	.476

3-POINT FIELD GOAL PERCENTAGE

Team	G	FGM	FGA	Pct.
1. Cal Poly	30	280	713	.393
2. Long Beach State	32	273	728	.375
3. UC Santa Barbara	29	184	497	.370
4. Cal State Fullerton	30	247	673	.367
5. Pacific	31	210	574	.366
6. UC Irvine	33	202	561	.360
7. Cal State Northridge	31	168	509	.330
8. UC Riverside	31	219	665	.329

3-POINT FIELD GOAL PCT. DEFENSE

Team	G	FGM	FGA	Pct.
1. UC Santa Barbara	29	216	662	.326
2. UC Riverside	31	177	528	.335
3. Cal State Northridge	31	239	705	.339
4. UC Irvine	33	229	672	.341
5. Cal State Fullerton	30	190	537	.354
6. Cal Poly	30	240	639	.376
7. Long Beach State	32	250	661	.378
8. Pacific	31	245	616	.398

REBOUNDING

Team	G	Reb.	Avg.
1. Cal State Fullerton	30	1180	39.3
2. Cal State Northridge	31	1204	38.8
3. Long Beach State	32	1171	36.6
4. UC Irvine	33	1168	35.4
5. Cal Poly	30	1056	35.2
6. UC Santa Barbara	29	1005	34.7
7. UC Riverside	31	998	32.2
8. Pacific	31	989	31.9

OPPONENT REBOUNDS

Team	G	Reb.	Avg.
1. Pacific	31	962	31.0
2. Cal State Northridge	31	991	32.0
3. UC Irvine	33	1061	32.2
4. UC Santa Barbara	29	982	33.9
5. Cal Poly	30	1092	36.4
6. Cal State Fullerton	30	1112	37.1
7. Long Beach State	32	1201	37.5
8. UC Riverside	31	1185	38.2

REBOUNDING MARGIN

Team	G	TM	Avg.	Opp.	Avg.	Mar.
1. CSUN	31	1204	38.8	991	32.0	+6.9
2. UC Irvine	33	1168	35.4	1061	32.2	+3.2
3. CSF	30	1180	39.3	1112	37.1	+2.3
4. Pacific	31	989	31.9	962	31.0	+0.9
5. UCSB	29	1005	34.7	982	33.9	+0.8
6. LBSU	32	1171	36.6	1201	37.5	-0.9
7. Cal Poly	30	1056	35.2	1092	36.4	-1.2
8. UCR	31	998	32.2	1185	38.2	-6.0

TURNOVER MARGIN

Team	G	TM	Avg.	Opp.	Avg.	Mar.
1. LBSU	32	445	13.9	523	16.3	+2.4
2. UCR	31	424	13.7	474	15.3	+1.6
3. CSF	30	463	15.4	507	16.9	+1.5
4. Cal Poly	30	388	12.9	424	14.1	+1.2
5. UCSB	29	402	13.9	390	13.4	-0.4
6. Pacific	31	456	14.7	415	13.4	-1.3
7. CSUN	31	592	19.1	550	17.7	-1.4
8. UC Irvine	33	538	16.3	376	11.4	-4.9

BLOCKED SHOTS

Team	G	Blks.	Avg.
1. UC Irvine	33	135	4.09
2. Cal Poly	30	99	3.30
3. UC Santa Barbara	29	88	3.03
4. Long Beach State	32	91	2.84
5. Cal State Northridge	31	77	2.48
6. Cal State Fullerton	30	65	2.17
7. Pacific	31	60	1.94
8. UC Riverside	31	46	1.48

STEALS

Team	G	Stls.	Avg.
1. Cal State Northridge	31	278	8.97
2. UC Riverside	31	240	7.74
3. Long Beach State	32	237	7.41
4. Cal State Fullerton	30	204	6.80
5. Cal Poly	30	201	6.70
6. UC Santa Barbara	29	180	6.21
7. Pacific	31	169	5.45
8. UC Irvine	33	144	4.36

3-POINT FIELD GOALS MADE

Team	G	3FG	Avg.
1. Cal Poly	30	280	9.33
2. Long Beach State	32	273	8.53
3. Cal State Fullerton	30	247	8.23
4. UC Riverside	31	219	7.06
5. Pacific	31	210	6.77
6. UC Santa Barbara	29	184	6.34
7. UC Irvine	33	202	6.12
8. Cal State Northridge	31	168	5.427

2006-07 FINAL STATISTICS

OVERALL STATISTICS - INDIVIDUAL

SCORING

Player-Team	YR	G	FG	3FG	FT	Pts	Avg/G
1. Harris, Alex-UCSB	JR	29	191	71	158	611	21.1
2. Brown, Bobby-CSF	SR	27	188	80	90	546	20.2
3. Nixon, Aaron-LBSU	SR	32	198	81	124	601	18.8
4. Johnson, Kejuan-LBSU	SR	26	132	60	83	407	15.7
5. Cutley, Scott-CSF	JR	26	159	18	70	406	15.6
6. Stockalper, Derek-CP	SR	30	157	69	50	433	14.4
7. Brown, Anthony-PAC	SO	31	149	1	143	442	14.3
8. Devine, Chris-UCSB	JR	29	160	3	85	408	14.1
9. Cunningham, Larry-UCR	JR	31	159	18	88	424	13.7
10. Byrd, Sterling-LBSU	SR	32	154	57	69	434	13.6
11. Heard, Jonathan-CSUN	JR	31	158	8	93	417	13.5
12. Chitwood, Calvin-CSUN	JR	31	152	24	80	408	13.2
13. Sanders, Patrick-UCI	JR	33	126	16	125	393	11.9
14. Robinson, Frank-CSF	JR	27	116	38	51	321	11.9
15. Houston, Kevin-LBSU	SR	32	129	46	76	380	11.9

FIELD GOAL PERCENTAGE (Min. 4.0 made per game)

Player-Team	YR	G	FG	FGA	Pct.
1. Stockalper, Derek-CP	SR	30	157	291	.540
2. Brown, Anthony-PAC	SO	31	149	279	.534
3. Devine, Chris-UCSB	JR	29	160	302	.530
4. Chitwood, Calvin-CSUN	JR	31	152	296	.514
5. Cutley, Scott-CSF	JR	26	159	324	.491
6. Byrd, Sterling-LBSU	SR	32	154	320	.481
7. Harris, Alex-UCSB	JR	29	191	401	.476
8. Heard, Jonathan-CSUN	JR	31	158	335	.472
9. Brown, Bobby-CSF	SR	27	188	402	.468
10. Burns, Justin-CSF	SR	30	127	276	.460

FREE THROW PERCENTAGE (Min. 2.0 made per game)

Player-Team	YR	G	FT	FTA	Pct.
1. Chitwood, Calvin-CSUN	JR	31	80	94	.851
2. Johnson, Kejuan-LBSU	SR	26	83	99	.838
3. Sanders, Patrick-UCI	JR	33	125	154	.812
4. Awaji, Chuma-UCI	JR	33	81	100	.810
5. Cunningham, Larry-UCR	JR	31	88	109	.807
6. Brown, Bobby-CSF	SR	27	90	114	.789
7. Harris, Alex-UCSB	JR	29	158	201	.786
8. Jones, Terrell-CSUN	SR	31	70	91	.769
9. Nixon, Aaron-LBSU	SR	32	124	166	.747
10. Byrd, Sterling-LBSU	SR	32	69	93	.742

3-POINT FIELD GOAL PERCENTAGE (Min. 1.0 made per game)

Player-Team	YR	G	3FG	FGA	Pct.
1. Stockalper, Derek-CP	SR	30	69	139	.496
2. Harris, Alex-UCSB	JR	29	71	155	.458
3. Jim-George, Charles-UCR	FR	29	30	66	.455
4. Vezia, Reggie-PAC	SR	31	46	104	.442
5. Hunter, Michael-UCI	FR	31	33	75	.440
6. Haynes, Rob-CSUN	SO	31	46	108	.426
7. McGinn, Tyler-CP	SR	30	67	160	.419
8. Houston, Kevin-LBSU	SR	32	46	110	.418

ASSISTS

Player-Team	YR	G	Asts.	Avg/G
1. Brown, Bobby-CSF	SR	27	138	5.11
2. Houston, Kevin-LBSU	SR	32	139	4.34
3. Bell, Justin-UCR	SR	30	128	4.27
4. Clark, Trae-CP	SO	30	112	3.73
5. Johnson, Steffan-PAC	SO	30	109	3.63
6. Johnson, Kejuan-LBSU	SR	26	91	3.50
7. Brown, Cecil-UCSB	SR	24	77	3.21
8. Reed, Ray-CSF	JR	30	94	3.13
9. Nixon, Aaron-LBSU	SR	32	100	3.13
10. Whiten, Dawin-CP	JR	29	89	3.07

REBOUNDING

Player-Team	YR	G	OFF	DEF	TOT	Avg/G
1. Cutley, Scott-CSF	JR	26	80	167	247	9.5
2. Shewmake, Thomas-CSUN	SR	28	52	156	208	7.4
3. Brown, Anthony-PAC	SO	31	72	152	224	7.2
4. Stockalper, Derek-CP	SR	30	61	148	209	7.0
5. Burns, Justin-CSF	SR	30	77	124	201	6.7
6. Byrd, Sterling-LBSU	SR	32	65	146	211	6.6
7. Devine, Chris-UCSB	JR	29	55	135	190	6.6
8. Robinson, Frank-CSF	JR	27	67	98	165	6.1
9. Fells, Darren-UCI	JR	33	58	142	200	6.1
10. Elliott, Ivan-UCSB	JR	29	66	108	174	6.0
11. Ricks, Dominique-LBSU	SR	32	91	91	182	5.7
12. Heard, Jonathan-CSUN	JR	31	71	98	169	5.5
13. Sanders, Patrick-UCI	JR	33	45	130	175	5.3
14. Kelley, Mark-UCI	SR	25	41	88	129	5.2
15. Nixon, Aaron-LBSU	SR	32	36	120	156	4.9

STEALS

Player-Team	YR	G	Stls.	Avg/G
1. Johnson, Kejuan-LBSU	SR	26	46	1.77
2. Reed, Ray-CSF	JR	30	51	1.70
3. Heard, Jonathan-CSUN	JR	31	44	1.42
4. Hill, Jason-CSUN	SO	31	43	1.39
5. Bell, Justin-UCR	SR	30	41	1.37
6. Nixon, Aaron-LBSU	SR	32	43	1.34
7. Clark, Trae-CP	SO	30	40	1.33
8. Brown, Bobby-CSF	SR	27	35	1.30
Robinson, Frank-CSF	JR	27	35	1.30
10. Joyner, Justin-UCSB	FR	28	36	1.29

BLOCKS

Player-Team	YR	G	Blks.	Avg/G
1. Kelley, Mark-UCI	SR	25	41	1.64
2. Sanders, Patrick-UCI	JR	33	51	1.55
3. Shelton, Titus-CP	SO	27	38	1.41
4. Dawson, Mark-LBSU	SR	29	31	1.07
5. Vance, Dreshawn-CP	JR	30	26	0.87
6. Burns, Justin-CSF	SR	30	24	0.80
7. Brown, Anthony-PAC	SO	31	21	0.68
8. Elliott, Ivan-UCSB	JR	29	19	0.66
9. Shewmake, Thomas-CSUN	SR	28	18	0.64
10. Soto, Christian-UCR	SO	31	17	0.55

3-POINT FIELD GOALS MADE

Player-Team	YR	G	3FG	Avg/G
1. Brown, Bobby-CSF	SR	27	80	2.96
2. Crenshaw, Marcus-CSF	SO	30	83	2.77
3. Nixon, Aaron-LBSU	SR	32	81	2.53
4. Harris, Alex-UCSB	JR	29	71	2.45
5. Bell, Justin-UCR	SR	30	70	2.33
6. Johnson, Kejuan-LBSU	SR	26	60	2.31
7. Stockalper, Derek-CP	SR	30	69	2.30
8. McGinn, Tyler-CP	SR	30	67	2.23
9. Whiten, Dawin-CP	JR	29	62	2.14
10. Templeton, Adam-UCI	SO	33	59	1.79

ASSIST/TURNOVER RATIO

Player-Team	YR	G	Asst.	Avg.	Turn	Avg.	Ratio
1. Brown, Cecil-UCSB	SR	24	77	3.2	41	1.7	1.88
2. Houston, Kevin-LBSU	SR	32	139	4.3	90	2.8	1.54
3. Bell, Justin-UCR	SR	30	128	4.3	85	2.8	1.51
4. Clark, Trae-CP	SO	30	112	3.7	75	2.5	1.49
5. Reed, Ray-CSF	JR	30	94	3.1	63	2.1	1.49
6. Brown, Bobby-CSF	SR	27	138	5.1	96	3.6	1.44
7. Whiten, Dawin-CP	JR	29	89	3.1	64	2.2	1.39
8. Johnson, Steffan-PAC	SO	30	109	3.6	93	3.1	1.17

2006-07 FINAL STATISTICS

FINAL CONFERENCE STATISTICS - TEAM

SCORING OFFENSE

Team	G	W-L	Pts	Avg.
1. Long Beach State	14	12-2	1210	86.4
2. Cal State Fullerton	14	9-5	1132	80.9
3. Cal Poly	14	9-5	1063	75.9
4. Cal State Northridge	14	5-9	990	70.7
5. UC Santa Barbara	14	9-5	981	70.1
6. UC Irvine	14	6-8	978	69.9
7. Pacific	14	5-9	954	68.1
8. UC Riverside	14	1-13	883	63.1

SCORING DEFENSE

Team	G	Pts	Avg.
1. UC Santa Barbara	14	961	68.6
2. UC Irvine	14	974	69.6
3. Pacific	14	995	71.1
4. Cal Poly	14	1014	72.4
5. Cal State Northridge	14	1026	73.3
6. Long Beach State	14	1058	75.6
7. UC Riverside	14	1076	76.9
8. Cal State Fullerton	14	1087	77.6

SCORING MARGIN

Team	G	Off	Def	Mar.
1. Long Beach State	14	86.4	75.6	+10.9
2. Cal Poly	14	75.9	72.4	+3.5
3. Cal State Fullerton	14	80.9	77.6	+3.2
4. UC Santa Barbara	14	70.1	68.6	+1.4
5. UC Irvine	14	69.9	69.6	+0.3
6. Cal State Northridge	14	70.7	73.3	-2.6
7. Pacific	14	68.1	71.1	-2.9
8. UC Riverside	14	63.1	76.9	-13.8

FREE THROW PERCENTAGE

Team	G	FTM	FTA	Pct.
1. UC Irvine	14	213	291	.732
2. UC Riverside	14	127	176	.722
3. Long Beach State	14	220	307	.717
4. Pacific	14	199	287	.693
5. UC Santa Barbara	14	209	303	.690
6. Cal State Northridge	14	190	282	.674
7. Cal Poly	14	171	263	.650
8. Cal State Fullerton	14	184	294	.626

FIELD GOAL PERCENTAGE

Team	G	FGM	FGA	Pct.
1. Long Beach State	14	423	871	.486
2. Cal Poly	14	376	790	.476
3. UC Santa Barbara	14	340	715	.476
4. UC Irvine	14	337	724	.465
5. Pacific	14	333	734	.454
6. Cal State Fullerton	14	411	921	.446
7. Cal State Northridge	14	366	826	.443
8. UC Riverside	14	322	828	.389

FIELD GOAL PERCENTAGE DEFENSE

Team	G	FGM	FGA	Pct.
1. UC Santa Barbara	14	333	808	.412
2. UC Irvine	14	343	805	.426
3. Cal Poly	14	364	836	.435
4. Cal State Northridge	14	333	749	.445
5. Long Beach State	14	387	852	.454
6. Cal State Fullerton	14	392	837	.468
7. Pacific	14	351	728	.482
8. UC Riverside	14	405	794	.510

3-POINT FIELD GOAL PERCENTAGE

Team	G	FGM	FGA	Pct.
1. Long Beach State	14	144	350	.411
2. Cal Poly	14	140	342	.409
3. UC Santa Barbara	14	92	233	.395
4. UC Irvine	14	91	246	.370
5. Cal State Fullerton	14	126	341	.370
6. UC Riverside	14	112	332	.337
7. Pacific	14	89	266	.335
8. Cal State Northridge	14	68	216	.315

3-POINT FIELD GOAL PCT. DEFENSE

Team	G	FGM	FGA	Pct.
1. Cal State Fullerton	14	87	248	.351
2. UC Santa Barbara	14	121	340	.356
3. UC Riverside	14	86	239	.360
4. Cal State Northridge	14	117	325	.360
5. UC Irvine	14	101	276	.366
6. Long Beach State	14	111	295	.376
7. Pacific	14	118	300	.393
8. Cal Poly	14	121	303	.399

REBOUNDING

Team	G	Reb.	Avg.
1. Cal State Northridge	14	551	39.4
2. Cal State Fullerton	14	538	38.4
3. Long Beach State	14	495	35.4
4. UC Irvine	14	495	35.4
5. UC Santa Barbara	14	482	34.4
6. Pacific	14	469	33.5
7. Cal Poly	14	465	33.2
8. UC Riverside	14	406	29.0

OPPONENT REBOUNDS

Team	G	Reb.	Avg.
1. Pacific	14	419	29.9
2. UC Irvine	14	450	32.1
3. Cal State Northridge	14	455	32.5
4. UC Santa Barbara	14	459	32.8
5. Long Beach State	14	496	35.4
6. Cal Poly	14	520	37.1
7. Cal State Fullerton	14	534	38.1
8. UC Riverside	14	568	40.6

REBOUNDING MARGIN

Team	G	TM	Avg.	Opp.	Avg.	Mar.
1. CSUN	14	551	39.4	455	32.5	+6.9
2. Pacific	14	469	33.5	419	29.9	+3.6
3. UC Irvine	14	495	35.4	450	32.1	+3.2
4. UCSB	14	482	34.4	459	32.8	+1.6
5. CSF	14	538	38.4	534	38.1	+0.3
6. LBSU	14	495	35.4	496	35.4	-0.1
7. Cal Poly	14	465	33.2	520	37.1	-3.9
8. UCR	14	406	29.0	568	40.6	-11.6

TURNOVER MARGIN

Team	G	TM	Avg.	Opp.	Avg.	Mar.
1. LBSU	14	174	12.4	218	15.6	+3.1
2. UCR	14	166	11.9	198	14.1	+2.3
3. Cal Poly	14	167	11.9	196	14.0	+2.1
4. CSF	14	188	13.4	217	15.5	+2.1
5. UCSB	14	186	13.3	166	11.9	-1.4
6. Pacific	14	194	13.9	171	12.2	-1.6
7. CSUN	14	231	16.5	207	14.8	-1.7
8. UC Irvine	14	222	15.9	155	11.1	-4.8

BLOCKED SHOTS

Team	G	Blks.	Avg.
1. UC Irvine	14	60	4.29
2. Cal Poly	14	47	3.36
3. UC Santa Barbara	14	40	2.86
4. Long Beach State	14	36	2.57
5. Cal State Northridge	14	30	2.14
6. Pacific	14	24	1.71
7. Cal State Fullerton	14	24	1.71
8. UC Riverside	14	17	1.21

STEALS

Team	G	Stls.	Avg.
1. Cal State Northridge	14	107	7.64
2. Long Beach State	14	106	7.57
3. UC Riverside	14	105	7.50
4. Cal Poly	14	98	7.00
5. Cal State Fullerton	14	87	6.21
6. Pacific	14	78	5.57
7. UC Santa Barbara	14	74	5.29
8. UC Irvine	14	57	4.07

3-POINT FIELD GOALS MADE

Team	G	3FG	Avg.
1. Long Beach State	14	144	10.29
2. Cal Poly	14	140	10.00
3. Cal State Fullerton	14	126	9.00
4. UC Riverside	14	112	8.00
5. UC Santa Barbara	14	92	6.57
6. UC Irvine	14	91	6.50
7. Pacific	14	89	6.36
8. Cal State Northridge	14	68	4.86

2006-07 FINAL STATISTICS

FINAL CONFERENCE STATISTICS - INDIVIDUAL

SCORING

Player-Team	YR	G	FG	3FG	FT	Pts	Avg/G
1. Harris, Alex-UCSB	JR	14	90	35	78	293	20.9
2. Brown, Bobby-CSF	SR	14	96	43	54	289	20.6
3. Nixon, Aaron-LBSU	SR	14	93	48	51	285	20.4
4. Johnson, Kejuan-LBSU	SR	11	67	31	34	199	18.1
5. Cutley, Scott-CSF	JR	14	86	11	31	214	15.3
6. Byrd, Sterling-LBSU	SR	14	68	26	45	207	14.8
7. Cunningham, Larry-UCR	JR	14	81	7	37	206	14.7
8. Stockalper, Derek-CP	SR	14	70	29	29	198	14.1
9. Brown, Anthony-PAC	SO	14	61	1	61	184	13.1
Houston, Kevin-LBSU	SR	14	62	25	35	184	13.1
11. Robinson, Frank-CSF	JR	14	63	20	35	181	12.9
12. Devine, Chris-UCSB	JR	14	66	2	45	179	12.8
13. Heard, Jonathan-CSUN	JR	14	69	4	33	175	12.5
14. Johnson, Chris-UCR	SO	13	58	25	16	157	12.1
15. Sanders, Patrick-UCI	JR	14	53	6	55	167	11.9

FIELD GOAL PERCENTAGE (Min. 4.0 made per game)

Player-Team	YR	G	FG	FGA	Pct.
1. Kelley, Mark-UCI	SR	13	52	94	.553
2. Brown, Anthony-PAC	SO	14	61	112	.545
3. Stockalper, Derek-CP	SR	14	70	129	.543
4. Houston, Kevin-LBSU	SR	14	62	117	.530
5. White, Michael-PAC	SR	13	54	105	.514
6. Devine, Chris-UCSB	JR	14	66	131	.504
7. McGinn, Tyler-CP	SR	14	59	124	.476
8. Cutley, Scott-CSF	JR	14	86	181	.475
9. Byrd, Sterling-LBSU	SR	14	68	144	.472
10. Chitwood, Calvin-CSUN	JR	14	59	127	.465

FREE THROW PERCENTAGE (Min. 2.0 made per game)

Player-Team	YR	G	FT	FTA	Pct.
1. Sanders, Patrick-UCI	JR	14	55	62	.887
2. Chitwood, Calvin-CSUN	JR	14	32	38	.842
3. Johnson, Kejuan-LBSU	SR	11	34	41	.829
4. Awaji, Chuma-UCI	JR	14	42	52	.808
5. Clark, Trae-CP	SO	14	33	41	.805
6. Cunningham, Larry-UCR	JR	14	37	46	.804
7. Brown, Bobby-CSF	SR	14	54	68	.794
8. Nixon, Aaron-LBSU	SR	14	51	65	.785
9. Houston, Kevin-LBSU	SR	14	35	45	.778
Whiten, Dawin-CP	JR	13	28	36	.778

3-POINT FIELD GOAL PERCENTAGE (Min. 1.0 made per game)

Player-Team	YR	G	3FG	FGA	Pct.
1. Hunter, Michael-UCI	FR	14	17	35	.486
2. Harris, Alex-UCSB	JR	14	35	74	.473
3. Stockalper, Derek-CP	SR	14	29	62	.468
4. Vezia, Reggie-PAC	SR	14	27	59	.458
5. Johnson, Kejuan-LBSU	SR	11	31	68	.456
6. Houston, Kevin-LBSU	SR	14	25	56	.446
7. Jim-George, Charles-UCR	FR	14	15	34	.441
8. McGinn, Tyler-CP	SR	14	37	84	.440
9. Thomas, Chaz-CP	SO	14	17	39	.436

ASSISTS

Player-Team	YR	G	Asts.	Avg/G
1. Brown, Bobby-CSF	SR	14	83	5.93
2. Houston, Kevin-LBSU	SR	14	63	4.50
3. Bell, Justin-UCR	SR	14	59	4.21
4. Clark, Trae-CP	SO	14	54	3.86
5. Nixon, Aaron-LBSU	SR	14	51	3.64
6. Johnson, Steffan-PAC	SO	14	50	3.57
7. Joyner, Justin-UCSB	FR	14	48	3.43
8. Brown, Cecil-UCSB	SR	14	47	3.36
9. Johnson, Kejuan-LBSU	SR	11	36	3.27
10. Whiten, Dawin-CP	JR	13	40	3.08

REBOUNDING

Player-Team	YR	G	OFF	DEF	TOT	Avg/G
1. Cutley, Scott-CSF	JR	14	40	93	133	9.5
2. Stockalper, Derek-CP	SR	14	26	87	113	8.1
3. Shewmake, Thomas-CSUN	SR	14	21	80	101	7.2
Brown, Anthony-PAC	SO	14	35	66	101	7.2
5. Byrd, Sterling-LBSU	SR	14	35	62	97	6.9
6. Elliott, Ivan-UCSB	JR	14	30	65	95	6.8
Burns, Justin-CSF	SR	14	35	60	95	6.8
8. Fells, Darren-UCI	JR	14	25	67	92	6.6
9. Robinson, Frank-CSF	JR	14	37	51	88	6.3
10. Heard, Jonathan-CSUN	JR	14	32	49	81	5.8
11. Devine, Chris-UCSB	JR	14	19	59	78	5.6
12. Harris, Alex-UCSB	JR	14	22	53	75	5.4
Esparza, Anthony-PAC	SR	14	19	56	75	5.4
14. Chitwood, Calvin-CSUN	JR	14	25	49	74	5.3
Sanders, Patrick-UCI	JR	14	17	57	74	5.3
Soto, Christian-UCR	SO	14	26	48	74	5.3

STEALS

Player-Team	YR	G	Stls.	Avg/G
1. Johnson, Kejuan-LBSU	SR	11	22	2.00
2. Nixon, Aaron-LBSU	SR	14	25	1.79
3. Heard, Jonathan-CSUN	JR	14	23	1.64
4. Clark, Trae-CP	SO	14	20	1.43
5. Shewmake, Thomas-CSUN	SR	14	19	1.36
Bell, Justin-UCR	SR	14	19	1.36
7. Joyner, Justin-UCSB	FR	14	18	1.29
Byrd, Sterling-LBSU	SR	14	18	1.29
Robinson, Frank-CSF	JR	14	18	1.29
10. Hill, Jason-CSUN	SO	14	17	1.21
Johnson, Steffan-PAC	SO	14	17	1.21
Thomas, Chaz-CP	SO	14	17	1.21

BLOCKS

Player-Team	YR	G	Blks.	Avg/G
1. Kelley, Mark-UCI	SR	13	22	1.69
2. Turner, Glenn-UCSB	SR	14	21	1.50
3. Shelton, Titus-CP	SO	12	17	1.42
4. Sanders, Patrick-UCI	JR	14	17	1.21
5. Vance, Dreshawn-CP	JR	14	14	1.00
Dawson, Mark-LBSU	SR	11	11	1.00
7. Fells, Darren-UCI	JR	14	11	0.79
Burns, Justin-CSF	SR	14	10	0.71
8. Brown, Anthony-PAC	SO	14	9	0.64
Robinson, Frank-CSF	JR	14	9	0.64
Shewmake, Thomas-CSUN	SR	14	9	0.64

3-POINT FIELD GOALS MADE

Player-Team	YR	G	3FG	Avg/G
1. Nixon, Aaron-LBSU	SR	14	48	3.43
2. Brown, Bobby-CSF	SR	14	43	3.07
Crenshaw, Marcus-CSF	SO	14	43	3.07
4. Johnson, Kejuan-LBSU	SR	11	31	2.82
5. McGinn, Tyler-CP	SR	14	37	2.64
6. Harris, Alex-UCSB	JR	14	35	2.50
7. Whiten, Dawin-CP	JR	13	31	2.38
8. Bell, Justin-UCR	SR	14	32	2.29
9. Stockalper, Derek-CP	SR	14	29	2.07
10. Vezia, Reggie-PAC	SR	14	27	1.93

ASSIST/TURNOVER RATIO

Player-Team	YR	G	Asst.	Avg.	Turn	Avg.	Ratio
1. Whiten, Dawin-CP	JR	13	40	3.1	20	1.5	2.00
2. Brown, Cecil-UCSB	SR	14	47	3.4	25	1.8	1.88
3. Joyner, Justin-UCSB	FR	14	48	3.4	26	1.9	1.85
4. Houston, Kevin-LBSU	SR	14	63	4.5	36	2.6	1.75
5. Brown, Bobby-CSF	SR	14	83	5.9	48	3.4	1.73

2006-07 SUPERLATIVES

BIG WEST SUPERLATIVES

TEAM HIGHS

POINTS

159	Cal State Northridge vs Redlands (11/15/06)
108	Cal State Fullerton vs California Maritime (11/10/06)
104	Cal State Fullerton vs San Jose State (12/23/06)
102	Cal State Northridge vs Eastern Washington (12/03/06)
102	Long Beach State vs UC Davis (2/24/07)

FIELD GOALS MADE

62	Cal State Northridge vs Redlands (11/15/06)
42	Long Beach State vs UC Davis (2/24/07)
40	Cal State Fullerton vs California Maritime (11/10/06)
40	UC Santa Barbara vs Vanguard University (12/19/06)
40	Cal State Fullerton vs UC Riverside (1/13/07)

FIELD GOAL ATTEMPTS

87	Cal State Northridge vs Redlands (11/15/06)
80	Cal State Fullerton at Louisiana-Lafayette (11/24/06)
77	Cal State Fullerton vs California Maritime (11/10/06)
77	Long Beach State vs Cal State Fullerton (1/18/07)

FIELD GOAL PERCENTAGE

.713 (62-87)	Cal State Northridge vs Redlands (11/15/06)
.667 (42-63)	Long Beach State vs UC Davis (2/24/07)
.625 (40-64)	UC Santa Barbara vs Vanguard University (12/19/06)

THREE POINT FIELD GOALS MADE

17	Long Beach State vs UC Santa Barbara (1/4/07)
16	Cal Poly vs UC Irvine (2/10/07)
15	Cal Poly vs UC Santa Barbara (2/14/07)

THREE POINT FIELD GOAL ATTEMPTS

35	Cal Poly vs Portland State (2/17/07)
33	Long Beach State vs UC Santa Barbara (1/4/07)
33	Cal State Fullerton vs Cal State Northridge (1/4/07)
33	Cal State Fullerton vs Cal Poly (2/24/07)

THREE POINT FIELD GOAL PERCENTAGE

.643 (9-14)	UC Irvine vs South Alabama (11/10/06)
.643 (9-14)	UC Santa Barbara at Portland (12/02/06)
.625 (10-16)	Cal State Fullerton vs UC Davis (1/25/07)
.615 (8-13)	Pacific at UC Davis (1/20/07)

FREE THROWS MADE

32	UC Irvine vs Cal State Northridge (2/3/07)
30	Cal State Northridge vs Eastern Washington (12/3/06)
28	Long Beach State vs Cal Poly (3/10/07)

FREE THROW ATTEMPTS

45	Cal State Northridge vs Redlands (11/15/06)
45	UC Irvine vs Cal State Northridge (2/3/07)
41	Cal State Northridge vs Pacific (2/24/07)

FREE THROW PERCENTAGE (min. 10 made)

1.000 (13-13)	UC Riverside at Cal State Fullerton (1/13/07)
.941 (16-17)	UC Santa Barbara at Montana State (11/13/06)
.929 (13-14)	UC Santa Barbara vs San Jose State (11/10/06)

REBOUNDS

63	Cal State Northridge vs Redlands (11/15/06)
56	Cal State Fullerton vs UC Riverside (1/13/07)
54	Cal State Fullerton at Louisiana-Lafayette (11/24/06)

ASSISTS

43	Cal State Northridge vs Redlands (11/15/06)
29	Cal State Fullerton vs San Jose State (12/23/06)
27	Cal State Fullerton vs Louisiana-Lafayette (12/20/06)
27	Cal State Fullerton vs UC Riverside (1/13/07)

STEALS

24	Cal State Northridge vs Redlands (11/15/06)
16	Cal State Northridge vs UC Davis (2/14/07)
15	Cal State Northridge vs South Dakota State (1/21/07)

BLOCKED SHOTS

12	UC Santa Barbara at Pepperdine (11/21/06)
10	Cal Poly vs Cal State Fullerton (12/28/06)
9	Long Beach State at UMBL (12/3/06)
9	UC Irvine vs Sam Houston State (12/16/06)

INDIVIDUAL HIGHS

POINTS

47	Brown, Bobby (Cal State Fullerton) vs Bethune-Cookman (12/16/06)
37	Stockalper, Derek (Cal Poly) vs Portland State (2/17/07)
36	Brown, Bobby (Cal State Fullerton) vs Long Beach State (2/14/07)
35	Nixon, Aaron (Long Beach State) vs UC Santa Barbara (1/4/07)
35	Cutley, Scott (Cal State Fullerton) vs UC Davis (1/25/07)
35	Harris, Alex (UC Santa Barbara) at Cal State Fullerton (2/22/07)

FIELD GOALS MADE

17	Brown, Bobby (Cal State Fullerton) vs Bethune-Cookman (12/16/06)
14	Cutley, Scott (Cal State Fullerton) vs UC Davis (1/25/07)
13	Nixon, Aaron (Long Beach State) vs UC Santa Barbara (1/4/07)
13	Cunningham, Larry (UC Riverside) vs Cal State Fullerton (2/3/07)
13	Brown, Bobby (Cal State Fullerton) vs Long Beach State (2/14/07)
13	Stockalper, Derek (Cal Poly) vs Portland State (2/17/07)

FIELD GOAL ATTEMPTS

28	Harris, Alex (UC Santa Barbara) at Cal State Fullerton (2/22/07)
24	Brown, Bobby (Cal State Fullerton) at Long Beach State (1/18/07)
24	Brown, Bobby (Cal State Fullerton) vs Long Beach State (2/14/07)

FIELD GOAL PERCENTAGE

.875 (14-16)	Cutley, Scott (Cal State Fullerton) vs UC Davis (1/25/07)
.850 (17-20)	Brown, Bobby (Cal State Fullerton) vs Bethune-Cookman (12/16/06)
.833 (10-12)	Nixon, Aaron (Long Beach State) vs UC Davis (2/24/07)

THREE POINT FIELD GOALS MADE

11	Brown, Bobby (Cal State Fullerton) vs Bethune-Cookman (12/16/06)
9	Stockalper, Derek (Cal Poly) vs Portland State (2/17/07)
8	Whiten, Dawin (Cal Poly) vs UC Irvine (2/10/07)

THREE POINT FIELD GOAL ATTEMPTS

16	Crenshaw, Marcus (Cal State Fullerton) vs Cal Poly (2/24/07)
14	Nixon, Aaron (Long Beach State) at UC Irvine (1/25/07)
14	Stockalper, Derek (Cal Poly) vs Portland State (2/17/07)
14	Campbell, Nic (UC Irvine) at San Francisco (2/17/07)

THREE POINT FIELD GOAL PERCENTAGE

1.000 (5-5)	Esparza, Anthony (Pacific) at Montana (2/17/07)
.846 (11-13)	Brown, Bobby (Cal State Fullerton) vs Bethune-Cookman (12/16/06)

FREE THROWS MADE

14	Sanders, Patrick (UC Irvine) vs Cal State Northridge (2/3/07)
12	Chitwood, Calvin (Cal State Northridge) vs Eastern Washington (12/3/06)
12	Heard, Jonathan (Cal State Northridge) vs The Master's College (12/14/06)
12	Harris, Alex (UC Santa Barbara) vs UC Riverside (12/28/06)
12	Awaji, Chuma (UC Irvine) vs Cal State Northridge (2/3/07)

FREE THROW ATTEMPTS

16	Harris, Alex (UC Santa Barbara) vs UC Riverside (12/28/06)
16	Sanders, Patrick (UC Irvine) vs Cal State Northridge (2/3/07)
16	Brown, Anthony (Pacific) vs Cal State Fullerton (2/8/07)

FREE THROW PERCENTAGE (min. 10 made)

1.000 (12-12)	Chitwood, Calvin (CS Northridge) vs Eastern Washington (12/3/06)
1.000 (12-12)	Awaji, Chuma (UC Irvine) vs Cal State Northridge (2/3/07)
.917 (11-12)	Nixon, Aaron (Long Beach State) at Pacific (2/26/07)

REBOUNDS

16	Byrd, Sterling (Long Beach State) at UCLA (11/28/06)
15	Fells, Darren (UC Irvine) vs Pepperdine (11/25/06)
15	Burns, Justin (Cal State Fullerton) at Louisiana-Lafayette (11/24/06)
15	Cutley, Scott (Cal State Fullerton) at Pepperdine (12/9/06)
15	Brown, Anthony (Pacific) at UC Riverside (1/4/07)
15	Shewmake, Thomas (Cal State Northridge) vs Cal State Fullerton (2/10/07)

ASSISTS

12	Bell, Justin (UC Riverside) at San Diego (1/10/07)
10	Johnson, Steffan (Pacific) at Sacramento State (12/6/06)
10	Brown, Bobby (Cal State Fullerton) vs Louisiana-Lafayette (12/20/06)
10	Joyner, Justin (UC Santa Barbara) vs Cal State Fullerton (12/30/06)
10	Brown, Bobby (Cal State Fullerton) vs UC Riverside (1/13/07)

STEALS

7	Nixon, Aaron (Long Beach State) at Cal Poly (2/8/07)
6	Reed, Ray (Cal State Fullerton) vs California Maritime (11/10/06)
6	Reed, Ray (Cal State Fullerton) vs Hope International (11/14/06)
6	Heard, Jonathan (Cal State Northridge) vs South Dakota State (1/21/07)
6	Ricks, Dominique (Long Beach State) vs Hawai'i (2/17/07)

BLOCKED SHOTS

6	Dawson, Mark (Long Beach State) at UMBL (12/3/06)
6	Shelton, Titus (Cal Poly) vs Cal State Fullerton (12/28/06)



INDIVIDUAL RECORDS

SCORING

POINTS

Game:	53 (19 fg, 15 ft)	Raymond Lewis, CSULA vs. LBSU	2-23-73
Half:	29	Scott Brooks, UCI vs. USU	1-8-87
	29	Raymond Tutt, UCSB vs. UCI	2-27-97
OT:	13 (2 ot)	Raymond Lewis, CSULA vs. LBSU	2-23-73
Season, All Games:	903	Armon Gilliam, UNLV	1987
(359 FG, 185 FT, 39 games)			
Season, Conference:	507	J.R. Rider, UNLV	1993
(175 FG, (34 3-P) 123 FT, 18 games)			
Career:	2,312	Lucious Harris, LBSU	1989-93

AVERAGE PER GAME

Season, All Games:	32.9	Raymond Lewis, CSULA	1973
(789 pts. in 24 games)			
Season, Conference:	33.7	Raymond Lewis, CSULA	1973
(371 pts. in 11 games)			
Career:	26.3	Kevin Magee, UCI	1980-82
(1,475 pts. in 56 games)			

FIELD GOALS MADE

Game:	20	Ed Ratleff, LBSU vs. Saint Mary's	12-10-70
		Raymond Lewis, CSULA vs. PAC	3-2-73
		Kevin Magee, UCI vs. LMU	12-15-81
Season:	359	Armon Gilliam, UNLV	1987
Career:	852	Greg Grant, USU	1983-86

FIELD GOALS ATTEMPTED

Game:	43	Raymond Lewis, CSULA vs. PAC	3-2-73
Season:	693	Raymond Lewis, CSULA	1973
Career:	1,695	Lucious Harris, LBSU	1989-93

FIELD GOAL PERCENTAGE (Min. 3.5 FGM/team game)

Game:	1.000 (13-13)	Mate Milisa, LBSU vs. Monterey Bay	12-22-99
	1.000 (13-13)	Ricky Butler, UCI vs. LBSU	2-21-91
Season:	.695 (141-203)	Mike Atkinson, LBSU	1994
Career:	.656 (552-841)	Kevin Magee, UCI	1980-82

THREE-POINT FIELD GOALS MADE

Game:	11	Bobby Brown, CSF vs. Bethune-Cookman	12-16-06
	11	Chris Brown, UCI vs. NMSU	3-13-94
Season:	152	Freddie Banks, UNLV	1987
Career:	311	Adam Jacobsen, PAC	1993-98

THREE-POINT FIELD GOALS AVERAGE PER GAME

Season:	4.7	Chris Brown, UCI	1994
Career:	3.5	Chris Brown, UCI	1993-95

THREE-POINT FIELD GOALS ATTEMPTED

Game:	21	Keith Stewart, UCI vs. NEV	1-9-93
	21	Chris Brown, UCI vs. NMSU	3-13-94
Season:	358	Freddie Banks, UNLV	1987
Career:	814	Bobby Brown, CSF	2003-07

THREE-POINT FIELD GOAL PERCENTAGE

(Min. 1.0 FGM/team game)

Game:	1.000 (7-7)	Rickey Porter, UCR vs. PAC	1-7-06
	1.000 (7-7)	Dylan Rigdon, UCI vs. CSF	2-24-90
Season:	.519 (40-77)	Mike Doktorczyk, UCI	1989
Career:	.517 (61-118)	Andre Sims, FSU	1987-89

FREE THROWS MADE

Game:	18	Johnny Rogers, UCI vs. UNLV	2-15-86
Season:	211	Leon Wood, CSF	1984
Career:	549	Lucious Harris, LBSU	1989-93

FREE THROWS ATTEMPTED

Game:	22	Leon Wood, CSF vs. UT-Arlington	12-19-81
Season:	263	Gilbert Wilburn, NMSU	1986
Career:	755	Lucious Harris, LBSU	1989-93

CONSECUTIVE FREE THROWS MADE

Game:	17	Kevin Magee, UCI vs. LBSU	1-28-82
	17	Johnny Rogers, UCI vs. Cincinnati	12-29-84
Season:	52	Vince Washington, USU	1985

FREE THROW PERCENTAGE

Game:	1.000 (17-17)	Johnny Rogers, UCI vs. Cincinnati	12-29-84
Season:	.949 (74-78)	Clay McKnight, PAC	2000
Career:	.898 (168-187)	David Doubley, PAC	2003-05

REBOUNDING

REBOUNDS

Game:	28	Michael Jackson, CSULA vs. CSUN	1-22-71
	28	Eric McArthur, UCSB vs. NMSU	1-11-90
Season, All Games:	466	John Gianelli, PAC (26 gms)	1972
Season, Conference:	261	Eric McArthur, UCSB (18 gms)	1990
Career:	1,115	Tony Neal, CSF	1981-85

AVERAGE PER GAME

Season, All Games:	17.9	John Gianelli, PAC (466 in 26 gms)	1972
Season, Conference:	18.8	John Gianelli, PAC (226 in 12 gms)	1972
Career:	13.4	Michael Jackson, CSULA (45 gms)	1971-72

ASSISTS

Game:	21	Mark Wade, UNLV vs. Navy	12-29-86
	21	Leon Wood, CSF vs. LBSU	1-8-83
	21	Leon Wood, CSF vs. UCSB	3-3-83
Season:	406	Mark Wade, UNLV	1987
Career:	838	Greg Anthony, UNLV	1988-91

AVERAGE PER GAME

Season:	11.0	Leon Wood, CSF (319 in 29 gms)	1983
Career:	9.1	Mark Wade, UNLV (689 in 76 gms)	1985-87

BLOCKED SHOTS

Game:	8	Babacar Camara, CSF vs. UCR	2-9-02
		Steve Shaw, CSF vs. LBSU	3-4-78
Season:	89	Eric McArthur, UCSB	1990
Career:	249	Eric McArthur, UCSB	1986-90

STEALS

Game:	11	Markus Carr, CSUN vs. Dominican	11-20-01
Season:	106	Greg Anthony, UNLV	1990

AVERAGE PER GAME

Season:	3.8	Jay Goodman, USU (102 in 27 gms)	1993
---------	-----	----------------------------------	------

GAMES PLAYED

Season:	40	Larry Johnson, UNLV	1990
Career:	145	Stacey Augmon, UNLV	1988-91

TEAM RECORDS

SCORING

MOST POINTS SCORED

Half, Non-Conf.:	86 (2nd)	Cal State Northridge vs. Redlands	11-15-06
Game, Non-Conf.:	159	CS Northridge vs. Redlands (159-97)	12-3-96
Game, Conference:	142	UNLV vs. Utah State (142-140)	1-2-85
Game, Both Teams:	282	UNLV 142, Utah State 140	1-2-85
Season, All Games:	3739	UNLV (40 gms)	1990
Season, Conference:	1862	UNLV (18 gms)	1991

HIGHEST AVERAGE PER GAME

Season, All Games:	97.7	UNLV (35 gms)	1991
Season, Conference:	103.4	UNLV (18 gms)	1991

FEWEST POINTS SCORED

Game, Non-Conf.:	36	Idaho vs. Washington State (36-37)	11-30-04
Game, Conference:	26	UC Irvine vs. Long Beach State (26-30)	2-24-80
	26	UC Santa Barbara vs. Fresno State (26-46)	2-14-81
Season, All Games:	1494	San Jose State (26 gms)	1982
Season, Conference:	627	Pacific (10 gms)	1975-76

LOWEST SCORING AVERAGE PER GAME

Season, All Games:	57.5	San Jose State (26 gms)	1982
Season, Conference:	54.7	San Jose State (14 gms)	1982

MOST POINTS ALLOWED

Game, Non-Conf.:	139	UC Irvine vs. Bradley (119-139)	12-19-87
Game, Conference:	142	Utah State vs. UNLV (140-142)	1-2-85

FEWEST POINTS ALLOWED

Season, All Games:	1412	Fresno State (24 gms)	1980
	1412	Fresno State (30 gms)	1982
Season, Conference:	617	Cal State Fullerton (10 gms)	1976

HIGHEST DEFENSIVE AVERAGE PER GAME

Season, All Games:	92.0	UC Irvine (30 gms)	1991
Season, Conference:	92.6	San Jose State (10 gms)	1971

LOWEST DEFENSIVE AVERAGE PER GAME

Season, All Games:	47.1	Fresno State (30 gms)	1982
Season, Conference:	47.1	Fresno State (14 gms)	1982

FIELD GOALS MADE

Game:	62	Cal State Northridge vs. Redlands	11-15-06
Season:	1356	UNLV	1990

FIELD GOALS ATTEMPTED

Game:	116 (57 made)	Cal Poly vs. Cal Baptist	12-3-96
Season:	2672	UNLV	1990

FIELD GOAL PERCENTAGE

Game:	.810 (34-42)	Fresno State vs. Portland State	12-3-77
Season:	.561 (920-1639)	UC Irvine	1982

THREE-POINT FIELD GOALS MADE

Game:	21	UNLV vs. Nevada	12-8-90
	21	Cal Poly vs. Cal Baptist	12-3-96
Season:	309	UNLV	1987

THREE-POINT FIELD GOALS ATTEMPTED

Game:	58	Cal Poly vs. Cal Baptist	12-3-96
Season:	827	Cal Poly	1997

THREE-POINT FIELD GOAL PERCENTAGE

Game:	1.000 (5-5)	New Mexico State vs. Fresno State	2-13-88
	1.000 (5-5)	Cal State Fullerton vs. San Jose State	1-30-92
Season:	.455 (143-314)	New Mexico State	1988

FREE THROWS MADE

Game:	45	Pacific vs. San Jose State	2-23-80
Season:	788	Long Beach State	1979-80

FREE THROWS ATTEMPTED

Game:	62	Pacific vs. San Jose State	2-23-80
Season:	1097	UNLV	1989-90

CONSECUTIVE FREE THROWS MADE

Game:	34	UC Irvine vs. Pacific	2-21-81
Season:	40	UC Irvine	1980-81

REBOUNDING

REBOUNDS

Game:	86	Fresno State vs. San Fernando Valley State	2-2-70
Season, All Games:	1668	UNLV (40 gms)	1990
Season, Conference:	799	UNLV (18 gms)	1991

AVERAGE PER GAME

Season, All Games:	57.5	Pacific (1495 in 26 games)	1972
Season, Conference:	58.9	Pacific (707 in 12 games)	1972

MISCELLANEOUS

SCORING

Highest Losing Score:	140	Utah State vs. UNLV (140-142)	1-2-85
Largest Winning Margin, Non-Conf.:	73	UNLV vs. Hawaii-Loa (120-47)	12-5-87
Largest Winning Margin, Conference:	51	Long Beach State vs. San Jose State (104-53)	2-15-71
		UNLV vs. Long Beach State (114-63)	1-19-91
Largest Losing Margin, Non-Conference:	75	North Texas vs. Maryland (57-132)	12-23-98

WON-LOST

Games Won, Season:	37, UNLV (37-2)	1987
Games Won, Season, Conf.:	18, Pacific (18-0)	2005
	18, UNLV (18-0)	1992
	18, UNLV (18-0)	1991
	18, UNLV (18-0)	1987
Winning Pct., Season:	.971, UNLV (34-1)	1991
Winning Pct., Season, Conf.:	1.000 Pacific (18-0)	2005
	1.000 UNLV (18-0)	1992
	1.000 UNLV (18-0)	1991
	1.000 UNLV (18-0)	1987
	1.000 Long Beach State (12-0)	1974
	1.000 Long Beach State (10-0)	1971
	1.000 Long Beach State (10-0)	1970
Consecutive Wins, Season:	34, UNLV	1991
Consecutive Wins:	45, UNLV, 1990 (11) & 1991 (34)	1990-91
Consecutive Conf. Wins:	40, UNLV	1990-93
Games Lost, Season:	27, Pacific (3-27)	1984





SINGLE GAME RECORDS

POINTS SCORED

53	Raymond Lewis, CSLA vs. Long Beach State (2 OT)	2-23-73
47	Bobby Brown, Cal State Fullerton vs. Bethune Cookman	12-16-06
46	Raymond Lewis, CSLA vs. Texas Southern	1-25-73
46	Kevin Magee, UC Irvine vs. Loyola Marymount	12-15-81
45	Ed Ratleff, Long Beach State vs. Saint Mary's	12-10-70
45	Charles Bailey, Fresno State vs. North Texas	12-20-73
44	J.R. Rider, UNLV vs. Nevada	2-25-93
43	Ed Ratleff, Long Beach State vs. Pacific	1-30-72
43	Raymond Lewis, CSLA vs. Pacific	3-2-73
43	Scott Brooks, UC Irvine vs. Utah State	1-8-87
42	Rich Anema, Pacific vs. Cal State Fullerton	2-27-86
42	Louis Richardson, New Mexico State vs. Cal Poly	1-9-97
41	Vince Washington, Utah State vs. Pacific	1-21-85
41	Johnny Rogers, UC Irvine vs. UNLV	2-15-86
41	Scott Brooks, UC Irvine vs. Pacific	2-21-87
41	Wayne Engelstad, UC Irvine vs. Bradley	12-19-87
41	Kendall Youngblood, Utah State vs. New Mexico State	2-29-92
41	Jerry Green, UC Irvine vs. Pepperdine	11-20-01

REBOUNDS

28	Michael Jackson, CSLA vs. San Fernando Valley State	1-22-71
28	Eric McArthur, UC Santa Barbara vs. New Mexico State	1-11-90
27	John Gianelli, Pacific vs. Long Beach State	1-30-72
27	John Gianelli, Pacific vs. CSLA	2-12-72
27	Kerry Davis, Cal State Fullerton vs. Central Michigan	12-15-75
26	Larry Hendrickson, Fresno State vs. San Fernando Valley State	1-11-70
25	Kevin Magee, UC Irvine vs. Long Beach State	1-30-82
24	John Gianelli, Pacific vs. San Jose State	3-4-72
24	Kebu Stewart, UNLV vs. UC Irvine	2-19-94

ASSISTS

21	Leon Wood, Cal State Fullerton vs. Long Beach State	1-8-83
21	Leon Wood, Cal State Fullerton vs. UC Santa Barbara	3-3-83
21	Mark Wade, UNLV vs. Navy	12-29-86
20	Danny Tarkanian, UNLV vs. Arizona	12-6-82
20	Danny Tarkanian, UNLV vs. Baylor	12-22-82
20	Sam Crawford, New Mexico State vs. Sam Houston State	12-21-92
19	Greg Anthony, UNLV vs. Pacific	12-29-90

FIELD GOAL PERCENTAGE (Min. 10 attempts)

1.000	Mate Milisa, Long Beach State vs. Monterey Bay (13-13)	12-22-99
1.000	Ricky Butler, UC Irvine vs. Cal State Fullerton (13-13)	2-21-91
1.000	Mike Doktorczyk, UC Irvine vs. Pacific (12-12)	1-21-89
1.000	Mike Vukovich, UC Santa Barbara vs. Pacific (12-12)	2-3-01
1.000	Mike Brotherton, San Jose State vs. New Mexico State (10-10)	2-21-91
1.000	James Anderson, New Mexico State vs. UC Irvine (10-10)	1-13-90
1.000	Brian Vaughns, UC Santa Barbara vs. Pacific (10-10)	1-31-87
1.000	Bill Floyd, Utah State vs. New Mexico State (10-10)	3-2-85
1.000	Tom Morgan, Cal State Fullerton vs. Utah State (10-10)	1-31-80

FIELD GOALS MADE

20	Ed Ratleff, Long Beach State vs. Saint Mary's	12-10-70
20	Raymond Lewis, CSLA vs. Pacific	3-2-73
20	Kevin Magee, UC Irvine vs. Loyola Marymount	12-15-81
19	Raymond Lewis, CSLA vs. San Francisco State	12-8-72
19	Raymond Lewis, CSLA vs. Long Beach State (2 OT)	2-23-73
18	Charles Bailey, Fresno State vs. North Texas	12-20-73
18	Russ Coleman, Pacific vs. Santa Clara	12-9-77
17	Stan Hill, San Jose State vs. Sacramento State	1-5-78
17	Armon Gilliam, UNLV vs. Wyoming	3-20-87
17	John Hatten, Long Beach State vs. UC Irvine	1-28-89
17	Silas Mills, Utah State vs. Hawaii-Hilo	11-26-95
17	Bobby Brown, Cal State Fullerton vs. Bethune-Cookman	12-16-06

STEALS

11	Markus Carr, Cal State Northridge vs. Dominican	11-20-01
10	Ben McDonald, UC Irvine vs. Pacific	2-24-83
10	Antrone Lee, Long Beach State vs. UC Irvine	2-19-98
10	Joseph Frazier, Cal State Northridge vs. Bethany College	12-7-02
9	Cedric Ceballos, Cal State Fullerton vs. San Jose State	1-19-89
9	Jay Goodman, Utah State vs. San Jose State	2-20-93
9	Rasul Salahuddin, Long Beach State vs. New Mexico State	2-10-96
8	Mario Gaines, UC Santa Barbara vs. San Diego	12-22-81
8	Sam Crawford, New Mexico State vs. Fresno State	3-13-92
8	Tony Amundsen, Pacific vs. Utah State	1-23-93
8	Aaron Sunderland, Cal State Fullerton vs. Chapman	12-23-92
8	Jay Goodman, Utah State vs. Montana Tech	12-3-92
8	Derick Andrew, Cal State Fullerton vs. Long Beach State	1-5-02
8	Markus Carr, Cal State Northridge vs. Pacific	1-5-02
8	Joseph Frazier, Cal State Northridge vs. Cal Poly	2-13-03

FIELD GOAL ATTEMPTS

43	Raymond Lewis, CSLA vs. Pacific	3-2-73
37	Raymond Lewis, CSLA vs. Long Beach State (2 OT)	2-23-73
34	Leon Wood, Cal State Fullerton vs. Fresno State	2-9-84

FREE THROW PERCENTAGE (Minimum 12 attempts)

1.000	Johnny Rogers, UC Irvine vs. Cincinnati (17-17)	12-29-84
1.000	Mike Doktorczyk, UC Irvine vs. UC Santa Barbara (16-16)	3-4-89
1.000	Raymond Tutt, UC Santa Barbara vs. UC Irvine (14-14)	2-27-97
1.000	Kevin Henderson, Cal State Fullerton vs. Texas Tech (14-14)	12-5-85
1.000	Jerry Green, UC Irvine vs. Pacific (13-13)	1-6-01
1.000	James Cotton, Long Beach State vs. Bethune-Cookman (13-13)	12-30-96
1.000	Kendall Youngblood, Utah State vs. Brigham Young (13-13)	12-13-91
1.000	Domingo Rosario, Pacific vs. New Mexico State (13-13)	2-11-88
1.000	Kevin Nixon, Utah State vs. Cal State Fullerton (13-13)	2-13-86
1.000	Greg Grant, Utah State vs. Cal State Fullerton (13-13)	1-9-86
1.000	Leon Wood, Cal State Fullerton vs. Pacific (13-13)	3-3-82
1.000	Chuma Awaji, UC Irvine vs. Cal State Northridge (12-12)	2-3-07
1.000	Calvin Chitwood, Cal State Northridge vs. Eastern Washington (12-12)	12-3-06
1.000	Cecil Brown, UC Santa Barbara vs. San Jose State (12-12)	2-18-06
1.000	Nate Carter, UC Riverside vs. Cal Poly (12-12)	2-26-04
1.000	Jerry Green, UC Irvine vs. Utah State (12-12)	2-9-02
1.000	Jay Goodman, Utah State vs. Nevada (12-12)	1-3-93
1.000	Larry Johnson, UNLV vs. North Carolina State (12-12)	2-3-90
1.000	York Gross, UC Santa Barbara vs. Fordham (12-12)	12-28-80

FREE THROWS MADE

18	Johnny Rogers, UC Irvine vs. UNLV	2-15-86
17	Paul Johnson, UC Santa Barbara vs. Cal State Northridge	12-4-92
17	Ricky Butler, UC Irvine vs. UNLV	2-4-89
17	Johnny Rogers, UC Irvine vs. Cincinnati	12-29-84
17	Kevin Magee, UC Irvine vs. Long Beach State	1-28-82
17	Leon Wood, Cal State Fullerton vs. Texas-Arlington	12-19-81
16	Gabe Stephenson, Cal Poly vs. UC San Diego	11-18-05
16	James Cotton, Long Beach State vs. UC Santa Barbara	2-15-97
16	Kebu Stewart, UNLV vs. Pacific	1-27-94
16	James French, Cal State Fullerton vs. San Diego State	12-20-94
16	J.R. Rider, UNLV vs. Nevada	1-29-93
16	Mike Doktorczyk, UC Irvine vs. UC Santa Barbara	3-4-89
16	Kevin Magee, UC Irvine vs. Pacific	2-18-82
16	Wally Rank, San Jose State vs. UC Santa Barbara	2-28-80

FREE THROW ATTEMPTS

22	Leon Wood, Cal State Fullerton vs. Texas-Arlington	12-19-81
21	Watende Favors, Cal Poly vs. Sacramento State	12-13-97
21	Kebu Stewart, UNLV vs. UC Santa Barbara	1-21-94
20	Justin Burns, Cal State Fullerton vs. Cal State Northridge	1-7-06
20	Kebu Stewart, UNLV vs. Pacific	1-27-94
20	Gilbert Wilburn, New Mexico State vs. San Jose State	2-27-86
20	Johnny Rogers, UC Irvine vs. UNLV	2-15-86

3-POINT FIELD GOAL PERCENTAGE (Min. 5 FGm)

1.000	Rickey Porter, UC Riverside vs. Pacific (7-7)	1-7-06
1.000	Dylan Rigdon, UC Irvine vs. Cal State Fullerton (7-7)	2-24-90
1.000	Nick Enzweiler, Cal Poly vs. Santa Clara (6-6)	12-12-04
1.000	Louis Richardson, New Mexico State vs. Cal Poly (6-6)	1-9-97
1.000	Jay Goodman, Utah State vs. Utah (6-6)	12-8-92
1.000	Rod Palmer, UC Irvine vs. San Jose State (6-6)	2-9-89
1.000	Jimmy Taylor, New Mexico State vs. San Jose State (6-6)	2-2-89
1.000	Anthony Esparza, Pacific vs. Montana (5-5)	2-17-07
1.000	Steve Williams, UC Riverside vs. UC Davis (5-5)	3-4-06
1.000	David Doubley, Pacific vs. Idaho (5-5)	2-10-05
1.000	Tim Bowman, Pacific vs. Sacramento State (5-5)	12-23-96
1.000	Jeff Herdman, UC Irvine vs. UNLV (5-5)	2-23-91
1.000	Stacey Augmon, UNLV vs. UC Irvine (5-5)	2-4-89
1.000	Reid Newey, Utah State vs. Pacific (5-5)	3-5-88
1.000	Gerald Paddio, UNLV vs. UC Irvine (5-5)	1-3-88
1.000	Freddie Banks, UNLV vs. Cal State Fullerton (5-5)	2-17-86

3-POINT FIELD GOALS MADE

11	Bobby Brown, Cal State Fullerton vs. Bethune Cookman	12-6-06
11	Chris Brown, UC Irvine vs. New Mexico State	3-13-94
10	Ryan Dillon, Cal State Fullerton vs. Boise State	1-31-01
10	Chris Brown, UC Irvine vs. Pacific	2-5-94
10	Freddie Banks, UNLV vs. Indiana	3-28-87
9	Fourteen times	
	Most Recent-Derek Stockalper, Cal Poly vs. Portland State	2-17-07

3-POINT FIELD GOAL ATTEMPTS

21	Keith Stewart, UC Irvine vs. Nevada	1-9-93
21	Chris Brown, UC Irvine vs. New Mexico State	3-13-94
20	Chris Brown, UC Irvine vs. New Mexico State	2-26-94
19	Freddie Banks, UNLV vs. Indiana	3-28-87
19	Gerald Paddio, UNLV vs. Iowa	3-20-88

BLOCKS

8	Babacar Camara, Cal State Fullerton vs. UC Riverside	2-9-02
8	Steve Shaw, Cal State Fullerton vs. Long Beach State	3-4-78
7	eight times	
	Most Recent-Vili Morton, UC Riverside vs. Sacramento State	12-27-01



SINGLE SEASON RECORDS

POINTS SCORED (gp)

903	Armon Gilliam, UNLV (39)	1987
822	Larry Johnson, UNLV (40)	1990
814	J.R. Rider, UNLV (28)	1993
795	Larry Johnson, UNLV (35)	1991
789	Raymond Lewis, CSLA (24)	1973
760	Freddie Banks, UNLV (39)	1987
743	Kevin Magee, UCI (27)	1981
739	Lucious Harris, LBSU (32)	1993
732	Kevin Magee, UCI (29)	1982
719	Leon Wood, CSF (30)	1984

POINTS PER GAME (pts/gp)

32.9	Raymond Lewis, CSLA (789/24)	1973
29.1	J.R. Rider, UNLV (814/28)	1993
27.5	Kevin Magee, UCI (743/27)	1981
25.2	Kevin Magee, UCI (732/29)	1982
24.2	Ricky Berry, SJSU (702/29)	1988
24.0	Leon Wood, CSF (719/30)	1984
24.0	Raymond Tutt, UCSB (649/27)	1997
23.8	Scott Brooks, UCI (665/28)	1987
23.6	Gilbert Wilburn, NMSU (496/21)	1985
23.6	Wayne Engelstad, UCI (708/30)	1988

REBOUNDS (gp)

466	John Gianelli, PAC (26)	1972
457	Larry Johnson, UNLV (40)	1990
388	Michael Jackson, CSLA (26)	1972
380	Larry Johnson, UNLV (35)	1991
377	Eric McArthur, UCSB (29)	1990
368	Sidney Green, UNLV (31)	1983
363	Armon Gilliam, UNLV (39)	1987
362	Cedric Ceballos, CSF (29)	1990
356	Morris Thomas, CSLA (26)	1970
353	Kevin Magee, UCI (29)	1982

REBOUNDS PER GAME (reb/gp)

17.9	John Gianelli, PAC (466/26)	1972
13.7	Morris Thomas, CSLA (356/26)	1970
13.0	Eric McArthur, UCSB (377/29)	1990
12.6	Jim McCargo, PAC (327/26)	1972
12.5	Chris McMurray, SDSU (350/28)	1972
12.5	Cedric Ceballos, CSF (362/29)	1990
12.5	Kevin Magee, UCI (337/27)	1981
12.2	Kevin Magee, UCI (353/29)	1982
12.2	Ron Knight, CSLA (256/21)	1970
12.0	Jim McCargo, PAC (313/26)	1973

ASSISTS (gp)

406	Mark Wade, UNLV (38)	1987
319	Leon Wood, CSF (29)	1983
310	Greg Anthony, UNLV (35)	1991
310	Sam Crawford, NMSU (34)	1993
296	Danny Tarkanian, UNLV (34)	1984
289	Greg Anthony, UNLV (39)	1990
286	Danny Tarkanian, UNLV (31)	1983
283	Mark Wade, UNLV (38)	1986
282	Sam Crawford, NMSU (33)	1992
247	Dedan Thomas, UNLV (29)	1993

ASSIST AVERAGE (ast/gp)

11.0	Leon Wood, CSF (319/29)	1983
10.7	Mark Wade, UNLV (406/38)	1987
9.2	Danny Tarkanian, UNLV (286/31)	1983
9.1	Sam Crawford, NMSU (310/34)	1993
8.9	Greg Anthony, UNLV (310/35)	1991
8.7	Danny Tarkanian, UNLV (296/34)	1984
8.5	Sam Crawford, NMSU (282/33)	1992
8.5	Raimonds Miglinieks, UCI (230/27)	1996
8.4	Dedan Thomas, UNLV (247/29)	1993
8.4	Raimonds Miglinieks, UCI (245/29)	1995

3-POINT FG PCT (No.-Att./pg/gm)

(Min. 1.0 FGM per team game)		Since 1987
.519	Mike Doktorczyk, UCI (40-77/1.4/28)	1989
.517	Justin Jones, USU (60-116/1.9/32)	1998
.512	Jeff Herdman, UCI (42-82/1.5/28)	1989
.507	Jeff McCool, NMSU (73-144/2.3/32)	1988
.496	Derek Stockalper, CP (69-139/2.3/30)	2007

.494	Wm. Benjamin, NMSU (43-87/1.5/29)	1991
.486	Scott Thomason, PAC (54-111/2.0/27)	1999
.476	Jaycee Carroll, USU (79-166/2.5/32)	2005
.474	Ross Schraeder, UCI (74-156/2.6/29)	2006
.470	Tony Amundsen, PAC (93-198/3.1/30)	1992
.470	Eric Channing, NMSU (71-151/2.2/33)	1999

3-POINT FIELD GOALS MADE (gp)

152	Freddie Banks, UNLV (39)	1987
122	Chris Brown, UCI (26)	1994
118	Gerald Paddio, UNLV (39)	1988
112	Jeff Herdman, UCI (30)	1991
111	Scott Brooks, UCI (28)	1987
105	Anderson Hunt, UNLV (33)	1991
104	Denmark Reid, NMSU (30)	1998
99	Anderson Hunt, UNLV (39)	1990
98	Reid Newey, USU (28)	1989
98	Mark Boelter, PAC (30)	1997

3-POINT FIELD GOAL ATTEMPTS (gp)

358	Freddie Banks, UNLV (39)	1987
301	Chris Brown, UCI (26)	1994
282	Gerald Paddio, UNLV (34)	1988
263	Anderson Hunt, UNLV (33)	1991
262	Jeff Herdman, UCI (30)	1991
258	Anderson Hunt, UNLV (39)	1990
257	Scott Brooks, UCI (28)	1987
247	Gordon Scott, UI (28)	2000
244	Bobby Brown, CSF (32)	2005
240	Denmark Reid, NMSU (30)	1998
240	Adam Jacobsen, PAC (27)	1995

BLOCKS (gp)

89	Eric McArthur, UCSB (29)	1990
88	Michael Olowokandi, PAC (32)	1998
83	Vili Morton, UCR (26)	2002
78	Eric McArthur, UCSB (30)	1989
77	George Ackles, UNLV (35)	1991
76	Elmore Spencer, UNLV (31)	1991
70	Elmore Spencer, UNLV (28)	1992
66	Sean Williams, CSF (26)	1993
64	Eric McArthur, UCSB (30)	1988
62	Gerald Thomas, SJSU (29)	1988

BLOCK AVERAGE (blk/gp)

3.19	Vili Morton, UCR (83/26)	2002
3.07	Eric McArthur, UCSB (89/29)	1990
2.75	Michael Olowokandi, PAC (88/32)	1998
2.60	Eric McArthur, UCSB (78/30)	1989
2.54	Sean Williams, CSF (66/26)	1993
2.50	Elmore Spencer, UNLV (70/28)	1992
2.45	Elmore Spencer, UNLV (76/31)	1991
2.20	George Ackles, UNLV (77/35)	1991
2.19	Terrance O'Kelley, LBSU (59/27)	1994
2.14	Gerald Thomas, SJSU (62/29)	1988

STEALS (gp)

106	Greg Anthony, UNLV (39)	1990
102	Jay Goodman, USU (27)	1993
101	Rasul Salahuddin, LBSU (28)	1996
91	Randy Brown, NMSU (31)	1990
85	Greg Anthony, UNLV (36)	1989
84	Greg Anthony, UNLV (35)	1991
82	Ian Boylan, CSUN (31)	2005
82	Corey Anders, PAC (30)	1997
79	Mark Wade, UNLV (38)	1987
78	Markus Carr, CSUN (28)	2002
78	Ian Boylan, CSUN (30)	2004

STEAL AVERAGE (stl/gp)

3.78	Jay Goodman, USU (102/27)	1993
3.61	Rasul Salahuddin, LBSU (101/28)	1996
2.94	Randy Brown, NMSU (91/31)	1990
2.79	Markus Carr, CSN (78/28)	2002
2.73	Corey Anders, PAC (82/30)	1997
2.72	Greg Anthony, UNLV (106/39)	1990
2.65	Ian Boylan, CSUN (82/31)	2005
2.64	Eathan O'Bryant, NEV (74/28)	1994
2.60	Ian Boylan, CSUN (78/30)	2004
2.59	Jeff Gloger, UCI (75/29)	2003

FIELD GOAL PERCENTAGE (fgm-fga/gp)

(Minimum 3.5 FGM per team game)		
.695	Mike Atkinson, LBSU (141-203/26)	1994
.677	Nate Harris, USU (134-198/29)	2004
.671	Kevin Magee, UCI (280-417/27)	1981
.662	Larry Johnson, UNLV (308-465/35)	1991
.661	Khrist Fortson, UCSB (115-174/28)	1985
.656	Daniel Watts, NEV (145-221/29)	1996
.652	Nate Harris, USU (172-264/32)	2005
.648	Jarvis Basnight, UNLV (184-284/33)	1988
.642	Kevin Magee, UCI (272-424/29)	1982
.640	Bob Thornton, UCI (151-236/29)	1984

FIELD GOALS MADE (gp)

359	Armon Gilliam, UNLV (39)	1987
325	Raymond Lewis, CSLA (24)	1973
304	Larry Johnson, UNLV (40)	1990
298	Michael Olowokandi, PAC (32)	1998
295	Michael Wiley, LBSU (34)	1980
282	J.R. Rider, UNLV (28)	1993
280	Kevin Magee, UCI (27)	1981
277	Anthony Jones, UNLV (38)	1986
275	Ed Ratleff, LBSU (29)	1973
272	Kevin Magee, UCI (29)	1982

FIELD GOAL ATTEMPTS (gp)

693	Raymond Lewis, CSLA (24)	1973
598	Armon Gilliam, UNLV (39)	1987
590	Freddie Banks, UNLV (39)	1987
559	Freddie Banks, UNLV (38)	1986
548	J.R. Rider, UNLV (28)	1993
545	Cedric Ceballos, CSF (29)	1989
540	Leon Wood, CSF (30)	1984
520	Ricky Berry, SJSU (29)	1988
514	Johnnie Skinner, SJSU (25)	1971
509	Cedric Ceballos, CSF (29)	1990

FREE THROW PERCENTAGE (ftm-fta/gp)

(Minimum 2.0 FTM per team game)		
.949	Clay McKnight, PAC (74-78/27)	2000
.903	Miah Davis, PAC (65-72/28)	2003
.902	David Doubley, PAC (74-82/32)	2004
.897	Mike Hood, UCI (61-68/29)	2003
.895	David Doubley, PAC (94-105/31)	2005
.891	Jay Goodman, USU (82-92/28)	1992
.890	Mike Wozniak, CP (129-145/27)	1998
.889	Mike Doktorczyk, UCI (64-72/30)	1988
.886	Scott Brooks, UCI (78-88/30)	1986
.886	Wayne Kemp, FSU (70-79/24)	1973

FREE THROWS MADE (gp)

211	Leon Wood, CSF (30)	1984
201	Larry Johnson, UNLV (40)	1990
196	Jerry Green, UCI (30)	2001
195	J.R. Rider, UNLV (28)	1993
194	Lucius Davis, UCSB (29)	1992
188	Kevin Magee, UCI (29)	1982
187	Leon Wood, CSF (32)	1982
187	Gilbert Wilburn, NMSU (30)	1986
185	Armon Gilliam, UNLV (39)	1987
183	Kevin Magee, UCI (27)	1981

FREE THROW ATTEMPTS (gp)

263	Gilbert Wilburn, NMSU (30)	1986
262	Larry Johnson, UNLV (40)	1990
261	Kevin Magee, UCI (29)	1982
258	Lucius Davis, UCSB (29)	1992
257	Leon Wood, CSF (30)	1984
248	Jerry Pender, FSU (26)	1971
248	Eric Franson, USU (33)	1996
236	J.R. Rider, UNLV (28)	1993
235	Jerry Green, UCI (30)	2001
231	Pape Sow, CSF (28)	2004
229	Leon Wood, CSF (32)	1982

CAREER RECORDS

POINTS SCORED (gp)

2,312	Lucious Harris, LBSU (122)	1989-93
2,127	Greg Grant, USU (115)	1983-86
2,065	Ron Cornelius, PAC (115)	1978-81
2,011	Stacey Augmon, UNLV (145)	1988-91
2,007	Freddie Banks, UNLV (144)	1984-87
2,006	Chris Bjorklund, CP (110)	1997-01
1,993	Jerry Green, UCI (116)	1999-02
1,962	Michael Wiley, LBSU (120)	1977-80
1,961	Bobby Brown, CSF (116)	2003-07
1,903	Mike Wozniak, CP (112)	1996-00

POINTS PER GAME (pts/gp)

26.3	Kevin Magee, UCI (1,475/56)	1980-82
25.0	J.R. Rider, UNLV (1,372/55)	1992-93
22.4	Jerry Pender, FSU (1,142/51)	1971-72
22.1	Cedric Ceballos, CSF (1,284/58)	1989-90
21.6	Larry Johnson, UNLV (1,617/75)	1990-91
21.5	Raymond Tutt, UCSB (1,141/53)	1996-98
21.4	Ed Ratleff, LBSU (1,820/85)	1971-73
21.2	Johnny Rogers, UCI (1,249/59)	1985-86
21.0	Ricky Berry, SJSU (1,767/84)	1986-88
20.9	Gilbert Wilburn, NMSU (1,068/51)	1985-86
20.6	Leon Wood, CSF (1,876/91)	1982-84

REBOUNDS (gp)

1,115	Tony Neal, CSF (117)	1981-85
1,005	Stacey Augmon, UNLV (145)	1988-91
1,003	Greg Grant, USU (115)	1983-86
973	Ron Cornelius, PAC (115)	1979-81
904	Eric McArthur, UCSB (104)	1986-90
896	Francois Wise, LBSU (126)	1977-80
890	Armon Gilliam, UNLV (107)	1985-87
885	Eric Franson, USU (117)	1991, 1993-96
837	Tod Murphy, UCI (117)	1983-86
837	Larry Johnson, UNLV (75)	1990-91

REBOUNDS PER GAME (reb/gp- min. 45 gms)

13.4	Michael Jackson, CSLA (602/45)	1971-72
12.3	Kevin Magee, UCI (690/56)	1980-82
12.3	Jim McCargo, PAC (640/52)	1972-73
11.2	Larry Johnson, UNLV (837/75)	1990-91
10.7	Cedric Ceballos, CSF (618/58)	1989-90
10.5	Larry Hendrickson, FSU (546/52)	1970-71
10.3	Doug Rex, UCSB (537/52)	1970-71
9.5	Tony Neal, CSF (1,115/117)	1981-85
9.3	Calvin Roberts, CSF (496/53)	1979-80
9.2	George Trapp, LBSU (495/54)	1970-71

ASSISTS (gp)

838	Greg Anthony, UNLV (110)	1988-91
744	Leon Wood, CSF (91)	1982-84
689	Mark Wade, UNLV (76)	1985-87
592	Sam Crawford, NMSU (67)	1992-93
582	Danny Tarkanian, UNLV (65)	1983-84
549	Dedan Thomas, UNLV (85)	1992-94
537	Wayne Williams, CSF (86)	1989-91
516	Bobby Brown, CSF (116)	2003-07
515	Ray Kelly, UCSB (86)	1991-93
507	Billy Walker, LBSU (116)	1985-88
497	Freddie Banks, UNLV (144)	1984-87
477	Michael Dixon, SJSU (107)	1982-85

ASSIST AVERAGE (ast/gp)

9.1	Mark Wade, UNLV (689/76)	1985-87
9.0	Danny Tarkanian, UNLV (582/65)	1983-84
8.8	Sam Crawford, NMSU (592/67)	1992-93
8.5	Raimonds Miglinieks, UCI (475/56)	1995-96
8.2	Leon Wood, CSF (744/91)	1982-84
7.7	Eathan O'Bryant, NEV (437/57)	1994-95
7.6	Greg Anthony, UNLV (838/110)	1988-91
6.5	Dedan Thomas, UNLV (549/85)	1992-94
6.4	Leonard Armato, PAC (326/51)	1974-76
6.4	Brian Shaw, UCSB (375/59)	1987-88

FIELD GOALS MADE (gp)

852	Greg Grant, USU (115)	1983-86
814	Michael Wiley, LBSU	1976-80
808	Ron Cornelius, PAC (88)	1978-81
776	Lucious Harris, LBSU (122)	1989-93
743	Ed Ratleff, LBSU (83)	1971-73
716	Armon Gilliam, UNLV (107)	1985-87
706	Freddie Banks, UNLV (144)	1983-87
699	Chris Bjorklund, CP (110)	1997-01
692	Bobby Brown, CSF (116)	2003-07
672	Jerry Green, UCI (116)	1999-02
654	Leon Wood, CSF (91)	1982-84
644	Tod Murphy, UCI (117)	1983-86

FIELD GOAL ATTEMPTS (gp)

1,695	Lucious Harris, LBSU (122)	1989-93
1,616	Bobby Brown, CSF (116)	2003-07
1,604	Greg Grant, USU (115)	1983-86
1,601	Freddie Banks, UNLV (144)	1984-87
1,477	Leon Wood, CSF (91)	1982-84
1,426	Jerry Green, UCI (116)	1999-02
1,417	Ron Cornelius, PAC (88)	1978-81
1,417	Richard Morton, CSF (113)	1985-88
1,409	Carrick DeHart, UCSB (119)	1987-90
1,407	Chris Bjorklund, CP (110)	1997-01

FIELD GOAL PERCENTAGE (fgm-fga)

(Minimum 3.5 FGM per team game)

.656	Kevin Magee, UCI (552-841)	1980-82
.652	Nate Harris, USU (373-572)	2002-05
.643	Larry Johnson, UNLV (612-952)	1990-91
.622	Greg Houskeeper, USU (214-344)	1988-89
.620	Daniel Watts, NEV (235-379)	1995-96
.617	Spencer Nelson, USU (437-708)	1999, 03-05
.608	Jarvis Basnight, UNLV (365-600)	1986-88
.606	Michael Jackson, CSLA (337-554)	1971-72
.593	Bob Thornton, UCI (320-540)	1982-84
.592	Vili Morton, UCR (322-544)	01-02, 03-05
.591	Michael Olowokandi, PAC (443-749)	1995-98

FREE THROWS MADE (gp)

549	Lucious Harris, LBSU (122)	1989-93
540	Leon Wood, CSF (91)	1982-84
533	Jerry Green, UCI (116)	1999-02
488	Tod Murphy, UCI (117)	1983-86
458	Dan Conway, USU (118)	1986-89
449	Ron Cornelius, PAC (88)	1978-81
447	Kendall Youngblood, USU (114)	1989-92
429	Armon Gilliam, UNLV (107)	1985-87
420	Greg Grant, USU (115)	1983-86
416	Ricky Berry, SJSU (84)	1986-88

FREE THROW ATTEMPTS (gp)

755	Lucious Harris, LBSU (122)	1989-93
666	Leon Wood, CSF (91)	1982-84
658	Jerry Green, UCI (116)	1999-02
625	Tod Murphy, UCI (117)	1983-86
619	Dan Conway, USU (118)	1986-89
594	Greg Grant, USU (115)	1983-86
594	Armon Gilliam, UNLV (107)	1985-87
593	Kendall Youngblood, USU (114)	1989-92
591	Stacey Augmon, UNLV (145)	1988-91
569	Ron Cornelius, PAC (88)	1978-81

FREE THROW PERCENTAGE (ftm-fta)

(Minimum 2.0 FTM per team game)

.898	David Doubley, PAC (168-187)	2003-05
.881	Jimmy Carroll, NEV (126-143)	1996-98
.870	Tony Brown, USU (275-316)	1999-02
.860	Mike Wozniak, CP (363-422)	1996-00
.859	Scott Brooks, UCI (220-256)	1986-87
.858	Miah Davis, PAC (206-240)	2002-04
.851	Vince Washington, USU (279-328)	1984-85
.846	Joe Small, CSF (209-247)	1991-92
.840	Johnny Rogers, UCI (274-326)	1985-86
.838	Mike Doktorczyk, UCI (258-308)	1987-89
.837	Demetrius Jackson, PAC (190-227)	2001-03
.837	Jay Goodman, USU (287-343)	1991-93

3-PT FIELD GOALS MADE (gp)

311	Adam Jacobsen, PAC (117)	1993-98
308	Mike Wozniak, CP (112)	1996-00
307	Bobby Brown, CSF (116)	2003-07
283	Tony Brown, USU (127)	1999-02
283	Anderson Hunt, UNLV (109)	1989-91
262	Wilbert Hooker, FSU (88)	1989-92
252	Jibril Hodges, LBSU (114)	2002-06
238	Clay McKnight, PAC (113)	1995-00
237	Reid Newey, USU (116)	1983, 1987-89
233	Ross Schraeder, UCI (114)	2002-06
230	Dell Demps, PAC (115)	1989-92

3-PT FIELD GOAL ATTEMPTS (gp)

814	Bobby Brown, CSF (116)	2003-07
811	Mike Wozniak, CP (112)	1996-00
809	Adam Jacobsen, PAC (117)	1993-98
739	Anderson Hunt, UNLV (109)	1988-91
686	Tony Brown, USU (127)	1998-02
680	Jibril Hodges, LBSU (114)	2002-06
618	Ben Larson, CP (107)	1995-99
584	Dell Demps, PAC (85)	1989-91
583	Lucious Harris, LBSU (122)	1989-93
580	Jay Goodman, USU (80)	1991-93

3-PT FIELD GOAL PERCENTAGE (3pm-3pa)

(Minimum 1.0 FGM per team game)

.517	Andre Sims, FSU (61-118)	1987-89
.459	Ricky Berry, SJSU (113-246)	1986-88
.457	Eric Channing, NMSU (138-302)	1998-00
.446	Jeff McCool, NMSU (200-452)	1986-89
.445	Derek Stockalper, CP (121-272)	2004-07
.442	Steve Haney, SJSU (103-233)	1988-89
.440	Ross Schraeder, UCI (233-529)	2002-06
.436	Brian Johnson, UCSB (150-344)	1985-88
.425	Rob Haynes, CSUN (68-160) 2005-present	
.421	Jeff Herdman, UCI (201-478)	1988-91
.420	Scott Brooks, UCI (142-338)	1986-87
.420	Mark Boelter, PAC (170-405)	1994-97

bold = entered into Top Ten during 2006-07
must have competed at least two years to be eligible



Long Beach State's Jibril Hodges made 252 three-pointers to rank seventh on the Big West career list.



ALL-TIME TEAM LEADERS

All-Time Year-By-Year Team Leaders

SCORING OFFENSE

Year	Team	G	Pts	Avg
1970	Cal State Los Angeles	26	2437	93.8
1971	Long Beach State	26	2268	87.2
1972	Cal State Los Angeles	26	2352	90.4
1973	Long Beach State	29	2613	90.1
1974	Long Beach State	26	2084	80.2
1975	San Jose State	29	2237	77.1
1976	San Diego State	29	2267	78.1
1977	Long Beach State	29	2294	79.1
1978	Long Beach State	29	2358	81.3
1979	Utah State	30	2342	78.1
1980	Utah State	27	2329	86.3
1981	UC Irvine	27	2332	86.4
1982	UC Irvine	30	2311	77.0
1983	UNLV	31	2449	79.0
1984	UNLV	35	2868	81.9
1985	Utah State	28	2365	84.6
1986	UC Irvine	30	2384	79.5
1987	UNLV	39	3612	92.6
1988	UNLV	34	2867	84.3
1989	UNLV	37	3155	85.3
1990	UNLV	40	3739	93.5
1991	UNLV	35	3420	97.7
1992	UNLV	28	2240	80.0
1993	UNLV	29	2592	89.4
1994	New Mexico State	31	2500	80.6
1995	New Mexico State	35	2437	85.6
1996	UC Irvine	27	2026	75.0
1997	Cal Poly	30	2444	81.5
1998	Cal Poly	28	2367	84.5
1999	Cal Poly	27	2293	84.9
2000	Long Beach State	30	2435	81.2
2001	Cal Poly	28	2241	80.0
2002	Long Beach State	30	2135	71.2
2003	Cal State Northridge	29	2073	71.5
2004	Cal State Fullerton	28	1983	70.8
2005	Cal State Fullerton	32	2408	75.2
2006	Long Beach State	30	2498	83.3
2007	Cal State Fullerton	30	2462	82.1

SCORING MARGIN

Year	Team	Off	Def	Mar
1970	Long Beach State	83.8	72.9	10.9
1971	Long Beach State	87.2	64.6	22.6
1972	Long Beach State	84.8	69.8	15.0
1973	Long Beach State	90.1	71.9	18.2
1974	Long Beach State	80.2	61.1	19.1
1975	Long Beach State	77.2	67.3	9.9
1976	Cal State Fullerton	70.4	63.6	6.8
1977	Long Beach State	79.1	70.2	8.9
1978	Fresno State	59.2	52.4	6.8
1979	Cal State Fullerton	77.1	70.9	6.2
1980	Fresno State	66.3	58.8	7.5
1981	Fresno State	66.0	50.7	10.3
1982	Fresno State	59.6	47.1	12.5
1983	UNLV	79.0	69.4	9.6
1984	UNLV	81.9	68.7	13.2
1985	UNLV	82.0	72.5	9.5
1986	UNLV	78.6	68.2	10.4
1987	UNLV	92.6	75.5	17.1
1988	UNLV	84.3	68.2	16.1
1989	UNLV	85.3	74.5	10.7
1990	UNLV	93.5	78.5	15.0
1991	UNLV	97.7	71.0	26.7
1992	UNLV	80.0	65.0	15.0
1993	UNLV	89.4	81.3	8.1
1994	New Mexico State	80.6	71.4	9.2
1995	Utah State	78.7	68.9	9.8
1996	Long Beach State	74.8	69.4	5.4
1997	Pacific	72.9	60.0	12.9
1998	Pacific	73.1	63.2	9.8
1999	Boise State	68.5	61.7	6.8
2000	Long Beach State	81.2	68.7	12.5
2001	Utah State	70.7	57.6	13.1
2002	Utah State	67.0	58.1	8.9
2003	Utah State	66.6	60.0	6.6
2004	Utah State	69.3	58.1	11.2
2005	Utah State	72.3	57.8	14.6
2006	Pacific	74.3	64.0	10.3
2007	Cal State Fullerton	82.1	76.4	5.7

FREE THROW PERCENTAGE

Year	Team	FTM	FTA	Pct
1970	Long Beach State	444	639	.695
1971	San Diego State	473	673	.711
1972	Pacific	534	766	.697
1973	Cal State Los Angeles	400	543	.736
1974	Long Beach State	310	441	.703
1975	Long Beach State	413	585	.706
1976	Long Beach State	359	513	.700
1977	Pacific	338	471	.716
1978	San Diego State	413	570	.725
1979	Pacific	456	635	.718
1980	Utah State	584	766	.762
1981	Pacific	459	611	.751
1982	Pacific	449	613	.732
1983	UC Santa Barbara	413	535	.772
1984	UC Santa Barbara	436	593	.735
1985	UC Irvine	480	646	.743
1986	UC Irvine	597	779	.766
1987	UC Irvine	532	693	.768
1988	UC Irvine	569	760	.749
1989	Utah State	511	693	.737
1990	Utah State	585	822	.712
1991	Cal State Fullerton	516	712	.725
1992	Fresno State	484	652	.742
1993	Utah State	516	726	.711
1994	Utah State	511	728	.702
1995	San Jose State	416	599	.694
1996	UC Santa Barbara	342	487	.702
1997	Cal Poly	468	625	.749
1998	UC Irvine	381	517	.737
1999	Cal Poly	468	639	.732
2000	UC Irvine	398	537	.741
2001	UC Irvine	517	697	.742
2002	UC Santa Barbara	468	619	.756
2003	UC Santa Barbara	455	614	.741
2004	Pacific	549	746	.736
2005	Pacific	469	631	.743
2006	Pacific	446	598	.746
2007	UC Santa Barbara	425	586	.725

FIELD GOAL PERCENTAGE

Year	Team	FGM	FGA	Pct
1970	UC Santa Barbara	896	1829	.490
1971	San Diego State	852	1793	.475
1972	Cal State Los Angeles	928	1974	.471
1973	Long Beach State	1101	2328	.473
1974	Long Beach State	887	1680	.528
1975	San Jose State	894	1835	.487
1976	San Jose State	842	1644	.512
1977	Cal State Fullerton	791	1590	.497
1978	San Diego State	919	1810	.508
1979	Utah State	929	1823	.510
1980	Long Beach State	1062	2000	.531
1981	UC Irvine	934	1703	.548
1982	UC Irvine	920	1639	.561
1983	Utah State	827	1649	.502
1984	UNLV	1160	2190	.530
1985	UNLV	1042	2118	.492
1986	UC Irvine	864	1732	.499
1987	UC Santa Barbara	776	1571	.494
1988	Utah State	902	1807	.499
1989	Utah State	770	1585	.486
1990	UNLV	1356	2672	.507
1991	UNLV	1305	2441	.535
1992	UNLV	817	1583	.516
1993	UNLV	909	1833	.496
1994	Long Beach State	753	1573	.479
1995	Utah State	831	1650	.504
1996	Utah State	810	1717	.472
1997	New Mexico State	774	1589	.487
1998	Pacific	841	1691	.497
1999	Utah State	740	1552	.477
2000	Long Beach State	884	1784	.496
2001	Utah State	852	1755	.485
2002	UC Irvine	783	1652	.474
2003	Utah State	799	1727	.463
2004	Utah State	711	1397	.509
2005	Utah State	851	1621	.525
2006	Pacific	858	1763	.487
2007	UC Santa Barbara	728	1550	.470

3-PT FIELD GOAL PERCENTAGE

Year	Team	FGM	FGA	Pct
1987	UC Irvine	187	450	.416
1988	New Mexico State	143	314	.455
1989	UC Irvine	179	424	.422
1990	Pacific	161	412	.391
1991	UNLV	282	682	.413
1992	Pacific	229	562	.407
1993	Cal State Fullerton	137	351	.390
1994	UC Irvine	234	626	.374
1995	UNLV	202	555	.364
1996	Pacific	241	628	.384
1997	New Mexico State	222	570	.389
1998	Utah State	139	324	.429
1999	Pacific	226	594	.380
2000	New Mexico State	204	541	.377
2001	UC Irvine	181	464	.390
2002	UC Santa Barbara	185	472	.392
2003	UC Irvine	171	452	.378
2004	Utah State	168	419	.401
2005	Utah State	185	473	.391
2006	UC Irvine	249	593	.420
2007	Cal Poly	280	713	.393

SCORING DEFENSE

Year	Team	G	Pts	Avg
1970	Long Beach State	28	2041	72.9
1971	Long Beach State	29	1874	64.6
1972	UC Santa Barbara	26	1776	68.4
1973	Long Beach State	29	2086	71.9
1974	Long Beach State	26	1588	61.1
1975	Cal State Fullerton	24	1661	69.2
1976	Cal State Fullerton	25	1591	63.6
1977	Cal State Fullerton	26	1734	66.7
1978	Fresno State	27	1417	52.3
1979	Fresno State	28	1632	58.3
1980	Fresno State	24	1412	58.8
1981	Fresno State	29	1470	50.7
1982	Fresno State	30	1412	47.1
1983	Fresno State	35	1927	55.1
1984	Fresno State	33	1802	54.6
1985	Fresno State	32	1751	54.7
1986	Fresno State	30	1775	59.2
1987	Fresno State	29	1850	63.8
1988	Cal State Fullerton	29	1897	65.4
1989	Fresno State	29	1823	62.9
1990	UC Santa Barbara	30	2026	67.5
1991	New Mexico State	29	2017	69.6
1992	UNLV	28	1821	65.0
1993	UC Santa Barbara	29	1830	63.1
1994	Utah State	27	1869	69.2
1995	Utah State	29	1998	68.9
1996	Pacific	27	1833	67.9
1997	Pacific	30	1800	60.0
1998	Pacific	33	2086	63.2
1999	Boise State	29	1790	61.7
2000	Utah State	34	2080	61.2
2001	Utah State	34	1959	57.6
2002	Utah State	31	1800	58.1
2003	Utah State	33	1979	60.0
2004	Utah State	29	1684	58.1
2005	Utah State	32	1848	57.8
2006	Pacific	32	2047	64.0
2007	UC Irvine	33	2210	67.0

ALL-TIME INDIVIDUAL LEADERS

All-Time Year-By-Year Team Leaders

REBOUNDING

Year	Team	G	No	Avg
1970	CS Los Angeles	26	1554	59.8
1971	CS Los Angeles	26	1435	55.2
1972	Pacific	26	1495	57.5
1973	Long Beach State	29	1610	55.5
1974	UC Santa Barbara	26	1200	46.0
1975	San Diego State	27	1295	48.0
1976	San Diego State	29	1360	46.9
1977	San Diego State	28	1308	46.7
1978	Long Beach State	29	1199	41.3
1979	Cal State Fullerton	27	1092	40.4
1980	Cal State Fullerton	27	1008	37.3
1981	Utah State	28	1063	38.0
1982	Utah State	27	997	36.9
1983	UNLV	31	1257	40.5
1984	UNLV	35	1281	36.6
1985	UNLV	32	1266	39.5
1986	Long Beach State	29	1090	37.6
1987	UNLV	39	1564	40.1
1988	UNLV	34	1375	40.4
1989	UNLV	37	1538	41.6
1990	UC Santa Barbara	30	1263	42.1
1991	UNLV	35	1485	42.4
1992	Utah State	28	1113	39.8
1993	UC Irvine	27	1031	38.2
1994	New Mexico State	31	1288	41.5
1995	Utah State	29	1186	40.9
1996	Utah State	33	1302	39.5
1997	Utah State	29	1085	37.4
1998	New Mexico State	30	1146	38.2
1999	UC Santa Barbara	28	1082	38.6
2000	UC Santa Barbara	28	1105	39.5
2001	Cal Poly	28	1129	40.3
2002	Utah State	31	1116	36.0
2003	Cal State Northridge	29	1022	35.2
2004	Cal State Fullerton	28	1067	38.1
2005	Cal State Fullerton	32	1211	37.8
2006	Cal State Fullerton	29	1124	38.8
2007	Cal State Fullerton	30	1180	39.3



Pacific's Christian Maraker led the Big West in scoring in 2005-06 with 17.6 points per game.

All-Time Year-By-Year Individual Leaders

SCORING AVERAGE

Year	Player, School	G	Pts	Avg
1970	Lucius Davis, FSU	26	597	22.9
1971	Jerry Pender, FSU	26	588	22.6
1972	Michael Jackson, CSLA	26	589	22.7
1973	Raymond Lewis, CSLA	25	789	32.9
1974	Charles Bailey, FSU	25	575	23.0
1975	Roy Jones, FSU	26	536	20.6
1976	Steve Copp, SDSU	29	520	17.9
1977	Dave Brown, UCSB	26	476	18.3
1978	Wayne Smith, UCI	24	489	20.4
1979	Rickey Williams, LBSU	28	507	18.1
1980	Ron Cornelius, PAC	31	670	21.6
1981	Kevin Magee, UCI	27	743	27.5
1982	Kevin Magee, UCI	29	732	25.2
1983	Sidney Green, UNLV	31	684	22.1
1984	Leon Wood, CSF	30	719	24.0
1985	Gilbert Wilburn, NMSU	21	496	23.6
1986	Greg Grant, USU	28	634	22.6
1987	Scott Brooks, UCI	28	665	23.8
1988	Ricky Berry, SJSU	29	702	24.2
1989	Cedric Ceballos, CSF	29	615	21.2
1990	Cedric Ceballos, CSF	29	669	23.1
1991	Larry Johnson, UNLV	35	795	22.7
1992	Lucius Davis, UCSB	29	644	22.2
1993	J.R. Rider, UNLV	28	814	29.1
1994	Jimmy Moore, NEV	28	538	19.2
1995	Eric Franson, USU	29	534	18.4
1996	James Cotton, LBSU	26	508	19.5
1997	Raymond Tutt, UCSB	27	649	24.0
1998	Michael Olowokandi, PAC	32	703	22.0
1999	Roberto Bergersen, BSU	29	644	22.2
2000	Chris Davis, UNT	27	587	21.7
2001	Ramel Lloyd, LBSU	31	600	19.4
2002	Jerry Green, UCI	32	651	20.3
2003	Varnie Dennis, CP	28	489	17.5
2004	Varnie Dennis, CP	26	475	18.3
2005	Ralph Holmes, CSF	26	440	16.9
2006	Christian Maraker, PAC	32	564	17.6
2007	Alex Harris, UCSB	29	611	21.1

3-PT FIELD GOAL PERCENTAGE

Year	Player, School	3FG	3FGA	Pct
1987	Kenny Travis, NMSU	45	97	.464
1988	Jeff McCool, NMSU	73	144	.507
1989	Mike Doktorczyk, UCI	40	77	.519
1990	Carrick DeHart, UCSB	68	152	.447
1991	William Benjamin, NMSU	43	87	.494
1992	Tony Amundsen, PAC	93	198	.470
1993	Ken Gibson, UNLV	55	120	.458
1994	Jerry Hogan, NEV	66	151	.437
1995	Damian Smith, UNLV	63	146	.432
1996	Justin Jones, USU	77	165	.467
1997	Raymond Tutt, UCSB	55	118	.466
1998	Justin Jones, USU	60	116	.517
1999	Scott Thomason, PAC	54	111	.486
2000	Eric Channing, NMSU	70	156	.449
2001	Sean Jackson, UCI	62	135	.459
2002	Tony Brown, USU	75	172	.436
2003	Ted Bell, UCR	50	116	.431
2004	Mark Brown, USU	36	82	.439
2005	Jaycee Carroll, USU	79	166	.476
2006	Ross Schraeder, UCI	74	156	.474
2007	Derek Stockalper, CP	69	139	.496

FIELD GOAL PERCENTAGE

Year	Player, School	FG	FGA	Pct
1970	Doug Rex, UCSB	213	368	.579
1971	Michael Jackson, CSLA	115	192	.599
1972	Michael Jackson, CSLA	222	362	.614
1973	Bill Mallory, CSLA	130	221	.585
1974	Clifton Pondexter, LBSU	167	283	.590
1975	Taras Young, CSF	70	120	.583
1976	Ron Fair, SJSU	168	304	.553
1977	Lloyd McMillian, LBSU	186	329	.565
1978	Ron Cornelius, PAC	129	218	.592
1979	Matt Maderon, UCSB	165	289	.571
1980	Dean Hunger, USU	214	353	.606
1981	Kevin Magee, UCI	280	417	.671
1982	Kevin Magee, UCI	272	424	.642
1983	Chris McNealy, SJSU	217	368	.589
	Bernard Thompson, FSU	214	363	.589
1984	Bob Thornton, UCI	151	236	.640
1985	Khris Fortson, UCSB	115	174	.661
1986	Scott Fisher, UCSB	145	247	.587
1987	Armon Gilliam, UNLV	359	598	.600
1988	Jarvis Basnight, UNLV	184	284	.648
1989	Johnny Roberson, NMSU	161	281	.573
1990	Larry Johnson, UNLV	304	487	.624
1991	Larry Johnson, UNLV	308	465	.662
1992	Elmore Spencer, UNLV	174	273	.637
1993	Tracey Ware, NMSU	145	232	.625
1994	Mike Atkinson, LBSU	141	203	.695
1995	Joe McNaul, LBSU	156	248	.629
1996	Daniel Watts, NEV	145	221	.656
1997	Faron Hand, NEV	235	407	.577
1998	Michael Olowokandi, PAC	298	484	.616
1999	Charles Gosa, NMSU	199	329	.605
2000	Mate Milisa, LBSU	198	334	.593
2001	Mike Hahn, PAC	121	203	.596
2002	Vili Morton, UCR	116	198	.586
2003	Adam Parada, UCI	133	244	.545
2004	Nate Harris, USU	134	198	.677
2005	Nate Harris, CSF	172	264	.652
2006	Chris Devine, UCSB	135	244	.553
2007	Derek Stockalper, CP	157	291	.540

3-PT FIELD GOALS MADE PER GAME

Year	Player, School	G	3FG	Avg
1987	Scott Brooks, UCI	28	111	4.0
1988	Gerald Paddio, UNLV	34	118	3.5
1989	Reid Newey, USU	28	98	3.5
1990	Anderson Hunt, UNLV	39	99	2.5
1991	Jeff Herdman, UCI	30	112	3.7
1992	Tony Amundsen, PAC	30	93	3.1
1993	Don Leary, CSF	27	89	3.3
1994	Chris Brown, UCI	26	122	4.7
1995	Adam Jacobsen, PAC	27	95	3.5
1996	Adam Jacobsen, PAC	27	80	3.0
1997	Mark Boelter, PAC	30	98	3.3
1998	Denmark Reid, NMSU	30	104	3.5
1999	Clay McKnight, PAC	27	90	3.3
2000	Gordon Scott, UI	28	96	3.4
2001	Watende Favors, CP	28	81	2.9
2002	Mark Hull, UCSB	31	78	2.5
2003	Tony Darden, LBSU	27	79	2.9
2004	Dwayne Williams, UI	30	80	2.7
2005	Ross Schraeder, UCI	29	79	2.7
2006	Jibril Hodges, LBSU	30	87	2.9
2007	Bobby Brown, CSF	27	80	3.0

ALL-TIME INDIVIDUAL LEADERS

All-Time Leaders Year-By-Year Individual

FREE THROW PERCENTAGE


Year	Player, School	FTM	FTA	Pct
1970	Shawn Johnson, LBSU	64	75	.853
1971	Gary Schneider, SDSU	69	81	.852
1972	Bob Schacter, UCSB	59	71	.830
1973	Wayne Kemp, FSU	70	79	.886
1974	Mike Fink, PAC	27	31	.871
1975	Pat O'Leary, FSU	30	34	.882
1976	Kevin Heenan, CSF	33	38	.868
1977	Mike Dodd, SDSU	26	31	.839
1978	Doug Streeter, FSU	66	78	.846
1979	Steve McGuire, UCI	85	98	.867
1980	Rich McElrath, USU	128	151	.848
1981	Jason Works, UCI	56	63	.889
1982	Steve Howard, PAC	78	95	.821
1983	York Gross, UCSB	140	160	.875
1984	Vince Washington, USU	132	157	.841
1985	Vince Washington, USU	147	170	.856
1986	Scott Brooks, UCI	78	88	.886
1987	Scott Brooks, UCI	142	168	.845
1988	Mike Doktorczyk, UCI	64	72	.889
1989	Mike Doktorczyk, UCI	133	159	.836
1990	Wilbert Hooker, FSU	83	101	.822
1991	Bryon Ruffner, USU	72	86	.837
1992	Jay Goodman, USU	82	92	.891
1993	Jay Goodman, USU	117	137	.854
1994	Jarobi Kemp, USU	81	97	.835
1995	Damian Smith, UNLV	68	81	.840
1996	Raimonds Miglinieks, UCI	91	115	.791
1997	Mike Wozniak, CP	82	94	.872
1998	Mike Wozniak, CP	129	145	.890
1999	Roberto Bergersen, BSU	125	146	.856
2000	Clay McKnight, PAC	74	78	.949
2001	Jerry Green, UCI	196	235	.834
2002	Tony Brown, USU	84	98	.857
2003	Miah Davis, PAC	65	72	.903
2004	David Doubley, PAC	74	82	.902
2005	David Doubley, PAC	94	105	.895
2006	Johnny Gray, PAC	69	79	.873
2007	Calvin Chitwood, CSUN	80	94	.851

BLOCKED SHOT AVERAGE

Year	Player, School	G	No	Avg
1986	Armon Gilliam, UNLV	37	40	1.1
1987	Gilbert Pete, USU	31	57	1.8
1988	Gerald Thomas, SJSU	29	62	2.1
	Eric McArthur, UCSB	30	64	2.1
1989	Eric McArthur, UCSB	30	78	2.6
1990	Eric McArthur, UCSB	29	89	3.1
1991	Elmore Spencer, UNLV	31	76	2.5
1992	Elmore Spencer, UNLV	28	70	2.5
1993	Sean Williams, CSF	26	66	2.5
1994	Terrance O'Kelley, LBSU	27	59	2.2
1995	Doug Muse, UCSB	27	55	2.0
1996	Daniel Watts, NEV	29	46	1.6
1997	Marcus Johnson, LBSU	26	34	1.3
1998	Michael Olowokandi, PAC	32	88	2.8
1999	Dimitrios Marmarinos, NEV	25	38	1.5
2000	Adama Ndiaye, UCSB	28	48	1.7
	Shawn Daniels, USU	34	58	1.7
2001	Shawn Daniels, USU	34	59	1.7
2002	Vili Morton, UCR	26	83	3.2
2003	Varnie Dennis, CP	28	58	2.1
2004	Vili Morton, UCR	28	43	1.5
2005	Glenn Turner, UCSB	29	42	1.5
2006	Glenn Turner, UCSB	23	32	1.4
2007	Mark Kelley, UCI	25	41	1.6

REBOUND AVERAGE

Year	Player, School	G	No	Avg
1970	Morris Thomas, CSLA	26	356	13.7
1971	George Trapp, LBSU	29	313	10.7
1972	John Gianelli, PAC	26	466	17.9
1973	Jim McCargo, PAC	26	313	12.0
1974	Tommie Lipsey, CSLA	25	259	10.4
1975	Will Connelly, SDSU	27	248	9.2
1976	Will Connelly, SDSU	29	255	8.8
1977	Joel Kramer, SDSU	28	257	9.2
1978	Joel Kramer, SDSU	28	255	9.1
1979	Francois Wise, LBSU	25	258	10.3
1980	Francois Wise, LBSU	34	324	9.5
	Calvin Roberts, CSF	26	247	9.5
1981	Kevin Magee, UCI	27	337	12.5
1982	Kevin Magee, UCI	29	353	12.2
1983	Sidney Green, UNLV	31	368	11.9
1984	Ozell Jones, UNLV	29	272	9.4
1985	Tony Neal, CSF	29	326	11.2
1986	Reggie Owens, SJSU	27	234	8.7
1987	Armon Gilliam, UNLV	39	363	9.3
1988	Brian Shaw, UCSB	30	260	8.7
1989	Eric McArthur, UCSB	30	304	10.1
1990	Eric McArthur, UCSB	29	377	13.0
1991	Larry Johnson, UNLV	35	380	10.9
1992	Elmore Spencer, UNLV	28	228	8.1
1993	Eric Morris, NEV	26	248	9.5
1994	Kebu Stewart, UNLV	22	256	11.6
1995	Kebu Stewart, UNLV	21	209	10.0
1996	Warren Rosegreen, UNLV	26	247	9.5
1997	Maurice Spillers, USU	29	242	8.3
1998	Michael Olowokandi, PAC	32	352	11.0
1999	Donnie Johnson, USU	28	231	8.3
2000	Richard Stirgus, NEV	29	252	8.7
2001	Travis Reed, LBSU	31	269	8.7
2002	Vili Morton, UCR	26	241	9.3
2003	Spencer Nelson, USU	33	244	7.4
2004	Pape Sow, CSF	28	272	9.7
2005	Ralph Holmes, CSF	26	228	8.8
2006	Christian Maraker, PAC	32	285	8.9
2007	Scott Cutley, CSF	26	247	9.5



UC Riverside's Vili Morton set the Big West single season record for blocked shots with 3.2 per game during the 2001-02 season.

ASSIST AVERAGE

Year	Player, School	G	No	Avg
1972	Ed Ratleff, LBSU	29	189	6.5
1973	Bob Schacter, UCSB	26	137	5.3
1974	Leonard Armato, PAC	26	108	6.8
1975	Leonard Armato, PAC	25	148	5.9
1976	Ray Leary, SDSU	29	163	5.6
1977	Ken Mickey, SJSU	29	203	7.0
1978	Michael Linden, CSF	31	204	6.6
1979	Michael Mendez, SJSU	27	162	6.0
1980	Rich McElrath, USU	27	172	6.4
1981	Michael Mendez, SJSU	30	143	4.8
1982	Leon Wood, CSF	32	237	7.4
1983	Leon Wood, CSF	29	319	11.0
1984	Danny Tarkanian, UNLV	34	296	8.7
1985	Freddie Banks, UNLV	32	186	5.8
1986	Mark Wade, UNLV	38	283	7.4
1987	Mark Wade, UNLV	38	406	10.7
1988	Brian Shaw, UCSB	30	182	6.1
1989	Greg Anthony, UNLV	36	239	6.6
1990	Greg Anthony, UNLV	39	289	7.4
1991	Greg Anthony, UNLV	35	310	8.8
1992	Sam Crawford, NMSU	33	282	8.5
1993	Sam Crawford, NMSU	34	310	9.1
1994	Eathan O'Bryant, NEV	28	227	8.1
1995	Raimonds Miglinieks, UCI	29	245	8.4
1996	Raimonds Miglinieks, UCI	27	230	8.5
1997	Antoine Hubbard, NMSU	25	144	5.8
1998	Robin Kennedy, NEV	28	178	6.4
1999	Calvin Williams, UNT	25	132	5.3
2000	Billy Keys, NMSU	32	150	4.7
2001	Bernard Rock, USU	34	140	4.1
2002	Markus Carr, CSUN	28	148	5.3
2003	Zakee Smith, CSF	28	131	4.7
2004	Mark Brown, USU	29	141	4.9
2005	Aaron Fitzgerald, UCI	29	152	5.2
2006	Aaron Fitzgerald, UCI	29	190	6.6
2007	Bobby Brown, CSF	27	138	5.1

STEALS AVERAGE

Year	Player, School	G	No	Avg
1986	Greg Grant, USU	28	66	2.4
1987	Scott Brooks, UCI	28	66	2.4
1988	Morlon Wiley, LBSU	29	74	2.6
1989	Greg Anthony, UNLV	36	85	2.4
1990	Randy Brown, NMSU	31	91	2.9
1991	Randy Brown, NMSU	29	71	2.4
1992	Ray Kelly, UCSB	29	72	2.5
1993	Jay Goodman, USU	27	102	3.8
1994	Eathan O'Bryant, NEV	28	74	2.6
1995	Eathan O'Bryant, NEV	29	64	2.2
1996	Rasul Salahuddin, LBSU	28	101	3.6
1997	Corey Anders, PAC	30	82	2.7
1998	Paul Culbertson, NEV	27	68	2.5
1999	Derrick Allen, UCSB	28	68	2.4
2000	Mark Murphy, CSF	27	62	2.3
2001	Ron Johnson, LBSU	30	69	2.3
2002	Markus Carr, CSUN	28	78	2.8
2003	Jeff Gloger, UCI	29	75	2.6
2004	Ian Boylan, CSUN	30	78	2.6
2005	Ian Boylan, CSUN	31	82	2.7
2006	Frank Robinson, CSF	29	48	1.7
2007	Kejuan Johnson, LBSU	26	46	1.8



ANNUAL STANDINGS

	Big West					Overall				
	W	L	Pct.	PF	PA	W	L	Pct.	PF	PA
1969-70										
\$Long Beach State	10	0	1.000	834	686	23	5	.821	2086	1807
CS Los Angeles	6	4	.600	933	886	18	8	.692	2437	2319
UC Santa Barbara	6	4	.600	857	806	12	14	.462	2204	2134
Fresno State	5	5	.500	837	854	14	12	.538	2280	2246
San Diego State	3	7	.300	776	711	13	13	.500	1901	1892
San Jose State	0	10	.000	764	884	3	21	.125	1820	1986

	Big West					Overall				
	W	L	Pct.	PF	PA	W	L	Pct.	PF	PA
1970-71										
\$Long Beach State	10	0	1.000	851	657	24	5	.828	2291	1874
UC Santa Barbara	8	2	.800	799	730	20	6	.769	2076	1811
CS Los Angeles	5	5	.500	837	832	15	11	.577	2268	2139
Fresno State	4	6	.400	824	880	15	11	.577	2134	2098
San Diego State	3	7	.300	871	874	12	14	.462	2261	2263
San Jose State	0	10	.000	717	926	2	24	.077	1834	2254

	Big West					Overall				
	W	L	Pct.	PF	PA	W	L	Pct.	PF	PA
1971-72										
\$Long Beach State	10	2	.833	994	852	25	4	.862	2461	2025
Pacific	8	4	.667	985	897	17	9	.654	2204	1912
San Diego State	7	5	.583	922	945	18	10	.643	2282	2195
UC Santa Barbara	5	7	.417	859	862	17	9	.654	1939	1776
CS Los Angeles	5	7	.417	976	1018	14	12	.538	2352	2267
San Jose State	5	7	.417	847	895	11	15	.423	1893	1956
Fresno State	2	10	.167	900	1014	9	17	.346	2085	2190

	Big West					Overall				
	W	L	Pct.	PF	PA	W	L	Pct.	PF	PA
1972-73										
\$Long Beach State	10	2	.833	1075	891	26	3	.897	2613	2082
UC Santa Barbara	8	4	.667	931	909	17	9	.654	2033	1947
San Diego State	7	5	.583	888	935	15	11	.577	1930	1967
Pacific	6	6	.500	904	888	14	12	.538	1949	1911
San Jose State	6	6	.500	858	857	11	14	.440	1812	1897
CS Los Angeles	4	8	.333	1004	1060	11	14	.440	2106	2214
Fresno State	1	11	.083	817	934	10	16	.385	1901	1963

	Big West					Overall				
	W	L	Pct.	PF	PA	W	L	Pct.	PF	PA
1973-74										
Long Beach State	12	0	1.000	976	721	24	2	.923	2084	1588
+CS Los Angeles	8	4	.667	939	905	17	10	.630	2100	2050
UC Santa Barbara	7	5	.583	884	883	16	10	.615	1986	1932
Fresno State	5	7	.417	778	795	16	9	.640	1754	1657
Pacific	4	8	.333	788	866	14	12	.538	1792	1803
San Diego State	4	8	.333	807	900	7	19	.269	1826	2076
San Jose State	2	10	.167	801	903	11	15	.423	1850	1876

	Big West					Overall				
	W	L	Pct.	PF	PA	W	L	Pct.	PF	PA
1974-75										
Long Beach State	8	2	.800	772	673	19	7	.731	1957	1801
+San Diego State	6	4	.600	758	735	14	12	.538	1931	1886
Fresno State	5	5	.500	704	718	16	10	.615	1870	1831
San Jose State	4	6	.400	757	758	16	13	.552	2237	2096
Cal State Fullerton	4	6	.400	658	701	13	11	.542	1678	1661
Pacific	3	7	.300	695	759	12	14	.462	1889	1923

	Big West					Overall				
	W	L	Pct.	PF	PA	W	L	Pct.	PF	PA
1975-76										
Cal State Fullerton	6	4	.600	643	617	15	10	.600	1761	1591
Long Beach State	6	4	.600	633	622	14	12	.538	1721	1742
San Jose State	5	5	.500	711	694	17	10	.630	2046	1971
†San Diego State	5	5	.500	728	707	16	13	.552	2267	2156
Pacific	4	6	.400	627	643	14	14	.500	1853	1893
Fresno State	4	6	.400	709	768	12	14	.462	1903	1946

	Big West					Overall				
	W	L	Pct.	PF	PA	W	L	Pct.	PF	PA
1976-77										
†Long Beach State	9	3	.750	936	836	21	8	.724	2294	2035
San Diego State	9	3	.750	902	849	13	15	.464	2151	2146
San Jose State	8	4	.667	853	867	17	12	.586	2136	2160
Cal State Fullerton	7	5	.583	866	824	16	10	.604	1907	1734
Pacific	5	7	.417	812	818	11	14	.440	1768	1828
UC Santa Barbara	3	6	.250	850	914	8	18	.308	1895	2001
Fresno State	1	11	.083	752	863	7	20	.259	1895	1982

	Big West					Overall				
	W	L	Pct.	PF	PA	W	L	Pct.	PF	PA
1977-78										
#Fresno State	11	3	.786	767	686	21	6	.778	1600	1417
San Diego State	11	3	.786	1040	928	19	9	.679	2251	2038
†Cal State Fullerton	9	5	.643	1021	973	23	9	.719	2391	2181
Pacific	9	5	.643	1002	955	17	10	.630	2020	1891
Long Beach State	7	7	.500	1111	1098	16	13	.552	2358	2366
San Jose State	4	10	.286	969	1035	8	19	.296	1917	2096
UC Santa Barbara	3	11	.214	882	998	8	19	.296	1843	2036
UC Irvine	2	12	.143	870	989	8	17	.320	1564	1716

	Big West					Overall				
	W	L	Pct.	PF	PA	W	L	Pct.	PF	PA
1978-79										
†Pacific	11	3	.786	1027	944	18	12	.600	2164	2086
\$Utah State	9	5	.643	1064	1031	19	11	.633	2342	2264
Fresno State	9	5	.643	849	821	16	12	.571	1650	1632
Cal State Fullerton	7	7	.500	1002	959	16	11	.593	2083	1914
Long Beach State	7	7	.500	1072	1076	16	12	.571	2184	2189
\$UC Santa Barbara	6	8	.429	1007	1021	12	15	.444	1945	2005
San Jose State	4	10	.286	1034	1092	7	20	.259	1981	2141
UC Irvine	3	11	.214	823	932	7	19	.269	1550	1703

	Big West					Overall				
	W	L	Pct.	PF	PA	W	L	Pct.	PF	PA
1979-80										
\$Utah State	11	2	.846	1101	1034	18	9	.667	2329	2202
ΔLong Beach State	11	3	.786	1029	931	22	12	.647	2599	2454
ΦFresno State	8	4	.667	734	705	17	7	.708	1591	1412
†San Jose State	7	6	.538	922	856	17	12	.586	2031	1901
Pacific	7	7	.500	966	956	15	16	.484	2225	2122
\$UC Santa Barbara	5	9	.385	935	951	11	16	.407	1759	1867
Cal State Fullerton	4	10	.286	908	964	10	17	.370	1802	1870
UC Irvine	1	13	.071	791	959	7	20	.259	1708	1838

	Big West					Overall				
	W	L	Pct.	PF	PA	W	L	Pct.	PF	PA
1980-81										
†Fresno State	12	2	.857	896	679	25	4	.862	1915	1470
ΔSan Jose State	10	4	.714	863	806	21	9	.700	1913	1699
UC Irvine	9	5	.643	1084	1052	17	10	.630	2332	2142
Long Beach State	9	5	.643	993	981	15	13	.536	1962	1959
Utah State	5	9	.357	1146	1153	12	16	.429	2275	2242
UC Santa Barbara	5	9	.357	842	967	11	16	.407	1693	1837
Pacific	4	10	.286	1001	1054	14	13	.518	2023	1970
Cal State Fullerton	2	12	.143	777	935	4	23	.148	1700	1909

1981-82	W	L	Pct.	PF	PA	W	L	Pct.	PF	PA
†Fresno State	13	1	.929	824	660	27	3	.900	1787	1412
ΔUC Irvine	10	4	.714	975	902	23	7	.767	2311	2035
Cal State Fullerton	9	5	.643	865	834	18	14	.562	2044	2033
San Jose State	7	7	.500	766	778	13	13	.500	1494	1459
Long Beach State	7	7	.500	890	899	12	16	.429	1903	1993
UC Santa Barbara	5	9	.357	919	924	10	16	.385	1755	1795
Pacific	3	11	.214	909	1043	7	20	.259	1793	1983
Utah State	2	12	.143	927	1038	4	23	.148	1820	2041



ANNUAL STANDINGS

	Big West					Overall				
	W	L	Pct.	PF	PA	W	L	Pct.	PF	PA
1985-86										
†UNLV	16	2	.889	1510	1329	33	5	.868	2987	2591
ΔUC Irvine	12	6	.667	1411	1376	17	13	.567	2384	2359
New Mexico State	10	8	.556	1283	1232	18	12	.600	2079	1946
San Jose State	9	9	.500	1174	1164	16	12	.571	1863	1755
Pacific	9	9	.500	1220	1236	17	14	.548	2095	2085
Cal State Fullerton	8	10	.444	1147	1159	16	16	.500	2234	2143
Fresno State	8	10	.444	1003	1052	15	15	.500	1732	1775
Utah State	8	10	.444	1373	1399	12	16	.429	2151	2262
UC Santa Barbara	7	11	.389	1201	1250	12	15	.444	1929	1974
Long Beach State	3	15	.167	1209	1355	7	22	.241	1918	2142

	Big West					Overall				
	W	L	Pct.	PF	PA	W	L	Pct.	PF	PA
1986-87										
†UNLV	18	0	1.000	1637	1275	37	2	.949	3612	2945
UC Santa Barbara	10	8	.556	1249	1186	16	13	.552	2139	1999
San Jose State	10	8	.556	1245	1191	16	14	.533	2019	1978
ΔCal State Fullerton	9	9	.500	1195	1170	17	13	.567	2101	1952
New Mexico State	9	9	.500	1245	1246	15	15	.500	2070	2051
UC Irvine	9	9	.500	1503	1531	14	14	.500	2426	2455
Utah State	8	10	.444	1450	1556	15	16	.484	2566	2661
Long Beach State	7	11	.389	1267	1352	12	19	.387	2214	2347
Pacific	6	12	.333	1095	1228	10	17	.370	1666	1854
Fresno State	4	14	.222	1017	1104	9	20	.310	1688	1850

	Big West					Overall				
	W	L	Pct.	PF	PA	W	L	Pct.	PF	PA
1987-88										
\$UNLV	15	3	.833	1459	1242	28	6	.824	2867	2319
\$UC Santa Barbara	13	5	.722	1278	1219	22	8	.733	2152	2036
†Utah State	13	5	.722	1510	1384	21	10	.677	2592	2370
ΔLong Beach State	11	7	.611	1422	1373	17	12	.586	2374	2271
UC Irvine	9	9	.500	1415	1464	16	14	.533	2472	2543
New Mexico State	8	10	.444	1185	1160	16	16	.500	2259	2092
San Jose State	8	10	.444	1280	1374	14	15	.483	2091	2126
Cal State Fullerton	7	11	.389	1167	1163	12	17	.414	1961	1897
Fresno State	6	12	.333	1200	1277	9	19	.321	1854	1925
Pacific	0	18	.000	1214	1474	5	24	.172	2123	2434

	Big West					Overall				
	W	L	Pct.	PF	PA	W	L	Pct.	PF	PA
1988-89										
†UNLV	16	2	.889	1586	1319	29	8	.784	3155	2757
ΔNew Mexico State	12	6	.667	1253	1218	21	11	.656	2253	2110
ΔUC Santa Barbara	11	7	.611	1279	1204	21	9	.700	2189	2024
Cal State Fullerton	10	8	.556	1284	1293	16	13	.552	2093	2091
Long Beach State	10	8	.556	1215	1212	13	15	.464	1933	2054
Utah State	10	8	.556	1413	1374	12	16	.429	2169	2159
Fresno State	9	9	.500	1168	1149	15	14	.517	1928	1823
UC Irvine	8	10	.444	1419	1481	12	17	.414	2365	2504
Pacific	3	15	.167	1247	1372	7	21	.250	2051	2182
San Jose State	1	17	.056	1098	1340	5	23	.179	1828	2095

	Big West					Overall				
	W	L	Pct.	PF	PA	W	L	Pct.	PF	PA
1989-90										
†UNLV	16	2	.889	1654	1345	35	5	.875	3739	3138
\$New Mexico State	16	2	.889	1443	1304	26	5	.839	2495	2241
\$UC Santa Barbara	13	5	.722	1352	1224	21	9	.700	2267	2026
ΔLong Beach State	12	6	.667	1370	1360	23	9	.719	2550	2416
Utah State	8	10	.444	1405	1491	14	16	.483	2278	2353
Pacific	7	11	.389	1204	1282	15	14	.519	1982	2025
Cal State Fullerton	6	12	.333	1329	1381	13	16	.444	2205	2202
San Jose State	5	13	.278	1307	1432	8	20	.296	1929	2114
Fresno State	4	14	.222	1191	1262	10	19	.345	1910	1965
UC Irvine	3	15	.167	1280	1454	5	23	.185	2007	2256

Note: UNLV won the 1990 NCAA championship.

	Big West					Overall				
	W	L	Pct.	PF	PA	W	L	Pct.	PF	PA
1990-91										
†UNLV	18	0	1.000	1862	1329	34	1	.971	3420	2484
\$New Mexico State	15	3	.833	1390	1259	23	6	.793	2349	2017
Pacific	9	9	.500	1322	1329	14	15	.483	2129	2125
UC Santa Barbara	8	10	.444	1294	1294	14	15	.483	2075	2069
Utah State	8	10	.444	1531	1596	11	17	.393	2277	2369
Cal State Fullerton	7	11	.389	1440	1528	14	14	.500	2236	2298
Fresno State	7	11	.389	1503	1596	14	16	.467	2507	2574
Long Beach State	7	11	.389	1363	1441	11	17	.393	2099	2219
UC Irvine	6	12	.278	1451	1590	11	19	.367	2533	2759
San Jose State	5	13	.278	1246	1440	7	20	.259	1838	2147

	Big West					Overall				
	W	L	Pct.	PF	PA	W	L	Pct.	PF	PA
1991-92										
@UNLV	18	0	1.000	1379	1083	26	2	.929	2240	1821
ΔUC Santa Barbara	13	5	.722	1250	1188	20	9	.690	2038	1906
†New Mexico State	12	6	.667	1333	1256	25	8	.758	2573	2354
ΔLong Beach State	11	7	.611	1374	1343	18	12	.600	2262	2206
Utah State	10	8	.556	1374	1352	16	12	.571	2162	2147
Pacific	8	10	.444	1249	1239	14	16	.467	2155	2124
Cal State Fullerton	8	10	.444	1351	1368	12	16	.429	2121	2148
Fresno State	6	12	.333	1258	1329	15	16	.484	2291	2284
UC Irvine	3	15	.167	1215	1373	7	22	.241	1980	2199
San Jose State	1	17	.056	1157	1409	2	24	.077	1648	1993

	Big West					Overall				
	W	L	Pct.	PF	PA	W	L	Pct.	PF	PA
1992-93										
\$New Mexico State	15	3	.833	1378	1283	26	8	.765	2615	2460
ΔUNLV	13	5	.722	1610	1466	21	8	.724	2592	2357
Pacific	12	6	.667	1201	1143	16	11	.593	1811	1719
†Long Beach State	11	7	.611	1399	1310	22	10	.688	2512	2275
ΔUC Santa Barbara	10	8	.556	1271	1221	18	11	.621	1996	1830
Cal State Fullerton	10	8	.556	1251	1243	15	12	.556	1938	1892
Utah State	7	11	.389	1364	1382	10	17	.370	2093	2152
Nevada	4	14	.222	1310	1481	9	17	.346	1969	2105
San Jose State	4	14	.222	1217	1338	7	19	.269	1665	1835
UC Irvine	4	14	.222	1267	1390	6	21	.222	1975	2115

	Big West					Overall				
	W	L	Pct.	PF	PA	W	L	Pct.	PF	PA
1993-94										
†New Mexico State	12	6	.667	1457	1347	23	8	.742	2500	2214
Long Beach State	11	7	.611	1433	1386	17	10	.630	2167	2094
San Jose State	11	7	.611	1306	1252	15	12	.556	1949	1927
Utah State	11	7	.611	1202	1216	14	13	.519	1862	1869
Pacific	10	8	.555	1458	1385	17	14	.548	2459	2328
UNLV	10	8	.555	1438	1418	15	13	.536	2182	2137
UC Santa Barbara	9	9	.500	1245	1264	13	17	.433	2008	2093
Nevada	6	12	.333	1355	1452	11	17	.393	2071	2203
Cal State Fullerton	6	12	.333	1308	1386	8	19	.296	1943	2055
UC Irvine	4	14	.222	1445	1545	10	20	.333	2369	2489

1994-95	W	L	Pct.	PF	PA	W	L	Pct.	PF	PA
ΔUtah State	14	4	.778	1404	1246	21	8	.724	2283	1998
ΔNew Mexico State	13	5	.722	1548	1438	25	10	.714	2997	2740
†Long Beach State	13	5	.722	1302	1248	20	10	.667	2173	2098
Nevada	12	6	.667	1418	1333	18	11	.621	2235	2157
Pacific	9	9	.500	1326	1298	14	13	.519	1970	1944
UC Santa Barbara	8	10	.444	1268	1265	13	14	.481	1943	1909
UNLV	7	11	.389	1371	1394	12	16	.429	2147	2199
UC Irvine	6	12	.333	1402	1456	13	16	.448	2225	2302
!Cal State Fullerton	5	13	.278	1262	1433	7	20	.259	1914	2159
San Jose State	3	15	.167	1165	1355	4	23	.148	1733	2052



ANNUAL STANDINGS

1997-98 EAST	Big West					Overall				
	W	L	Pct.	PF	PA	W	L	Pct.	PF	PA
†Utah State	13	3	.813	1144	1011	25	8	.758	2375	2140
Nevada	11	5	.688	1272	1253	16	12	.571	2156	2119
Boise State	9	7	.563	1115	1088	17	13	.567	2171	2072
Idaho	9	7	.563	1175	1117	15	12	.556	1910	1852
+New Mexico State	8	8	.500	1203	1156	18	12	.600	2250	2069
North Texas	4	12	.250	1271	1405	5	21	.192	1992	2354

1997-98 WEST	Big West					Overall				
	W	L	Pct.	PF	PA	W	L	Pct.	PF	PA
ΔPacific	14	2	.875	1214	986	23	10	.697	2411	2086
Cal Poly	7	9	.438	1336	1419	14	14	.500	2367	2398
Cal State Fullerton	6	10	.375	1166	1195	12	16	.429	2056	2085
UC Irvine	6	10	.375	1047	1121	9	18	.333	1681	1877
Long Beach State	5	11	.313	1203	1122	10	19	.345	1850	2018
UC Santa Barbara	4	12	.250	1110	1213	7	19	.269	1861	1977

1998-99 EAST	Big West					Overall				
	W	L	Pct.	PF	PA	W	L	Pct.	PF	PA
Boise State	12	4	.750	1094	956	21	8	.724	1987	1790
†New Mexico State	12	4	.750	1085	1035	23	10	.697	2273	2147
Idaho	11	5	.688	1202	1097	16	11	.593	1979	1895
Utah State	8	8	.500	1122	1082	15	13	.536	2006	1903
Nevada	4	12	.250	1085	1212	8	18	.308	1775	1959
North Texas	4	12	.250	1234	1311	4	22	.154	1860	2247

1998-99 WEST	Big West					Overall				
	W	L	Pct.	PF	PA	W	L	Pct.	PF	PA
UC Santa Barbara	12	4	.750	1139	1076	15	13	.536	1971	1942
Long Beach State	9	7	.563	1103	1101	13	15	.464	1865	1973
Pacific	9	7	.563	1083	1048	14	13	.519	1850	1762
Cal State Fullerton	7	9	.438	1144	1183	13	14	.481	1891	1998
Cal Poly	6	10	.375	1258	1350	11	16	.407	2293	2298
UC Irvine	2	14	.125	1031	1129	6	20	.231	1692	1821

1999-2000 EAST	Big West					Overall				
	W	L	Pct.	PF	PA	W	L	Pct.	PF	PA
†Utah State	16	0	1.000	1148	957	28	6	.824	2397	2080
ΔNew Mexico State	11	5	.687	1125	1032	22	10	.687	2265	2096
Nevada	6	10	.375	1041	1113	9	20	.310	1873	2023
Idaho	6	10	.375	1090	1141	12	17	.414	2001	2065
Boise State	6	10	.375	1015	1031	12	15	.444	1680	1679
North Texas	5	11	.312	1195	1332	7	20	.259	2040	2389

1999-2000 WEST	Big West					Overall				
	W	L	Pct.	PF	PA	W	L	Pct.	PF	PA
ΔLong Beach State	15	1	.938	1285	1087	24	6	.800	2435	2060
UC Santa Barbara	10	6	.625	1106	1015	14	14	.500	1869	1823
UC Irvine	7	9	.438	1048	1093	14	14	.500	1877	1893
Pacific	6	10	.375	980	999	11	18	.379	1809	1882
Cal Poly	5	11	.312	1229	1296	10	18	.357	2189	2280
Cal State Fullerton	3	13	.188	1106	1272	8	19	.296	1940	2104

2000-01	Big West					Overall				
	W	L	Pct.	PF	PA	W	L	Pct.	PF	PA
ΔUC Irvine	15	1	.938	1151	1065	25	5	.833	2108	1928
†Utah State	13	3	.813	1147	926	28	6	.824	2404	1959
Long Beach State	10	6	.625	1215	1164	18	13	.581	2325	2313
UC Santa Barbara	9	7	.563	1131	1157	13	15	.464	1933	1972
Pacific	8	8	.500	1087	1068	18	12	.600	2065	1918
Boise State	8	8	.500	1180	1171	17	14	.548	2237	2230
Cal State Fullerton	3	13	.188	972	1122	5	23	.179	1657	1964
Cal Poly	3	13	.188	1199	1316	9	19	.321	2241	2273
Idaho	3	13	.188	1092	1185	6	21	.222	1720	1992

2001-02	Big West					Overall				
	W	L	Pct.	PF	PA	W	L	Pct.	PF	PA
ΔUtah State	13	5	.722	1152	1021	23	8	.742	2076	1800
ΔUC Irvine	13	5	.722	1254	1130	21	11	.656	2220	2089
†UC Santa Barbara	11	7	.611	1190	1100	20	11	.645	2066	1889
Pacific	11	7	.611	1222	1156	20	10	.667	2102	1948
Cal State Northridge	11	7	.611	1209	1157	12	16	.429	1911	1946
Cal Poly	9	9	.500	1210	1223	15	12	.556	1870	1833
Long Beach State	9	9	.500	1239	1241	13	17	.433	2135	2165
Idaho	6	12	.333	974	1102	9	19	.321	1544	1764
UC Riverside	5	13	.278	1130	1271	8	18	.308	1678	1835
Cal State Fullerton	2	16	.111	1038	1217	5	22	.185	1689	1922

2002-03	Big West					Overall				
	W	L	Pct.	PF	PA	W	L	Pct.	PF	PA
ΔUC Santa Barbara	14	4	.778	1168	1010	18	14	.563	2066	1931
UC Irvine	13	5	.722	1229	1130	20	9	.690	2029	1857
†Utah State	12	6	.667	1192	1078	24	9	.727	2197	1979
Cal Poly	10	8	.556	1247	1227	16	14	.533	2046	2057
Idaho	9	9	.500	1066	1097	13	15	.464	1759	1776
Cal State Fullerton	8	10	.444	1072	1124	10	19	.345	1825	1933
Cal State Northridge	8	10	.444	1198	1224	14	15	.483	2073	2009
Pacific	7	11	.389	1197	1170	12	16	.429	1846	1848
UC Riverside	5	13	.278	1169	1287	6	18	.250	1575	1770
Long Beach State	4	14	.222	1151	1342	5	22	.185	1711	2013

2003-04	Big West					Overall				
	W	L	Pct.	PF	PA	W	L	Pct.	PF	PA
ΔUtah State	17	1	.944	1224	999	25	4	.862	2009	1684
†Pacific	17	1	.944	1273	1085	25	8	.758	2272	2097
UC Santa Barbara	10	8	.556	1212	1131	16	12	.571	1847	1735
Idaho	9	9	.500	1093	1104	14	16	.467	1906	1907
UC Riverside	7	11	.389	1215	1270	11	17	.393	1932	1973
Cal State Northridge	7	11	.389	1185	1248	14	16	.467	2045	2063
Cal State Fullerton	7	11	.389	1229	1291	11	17	.393	1983	2050
Cal Poly	6	12	.333	1256	1339	11	16	.407	1901	1977
UC Irvine	6	12	.333	1127	1180	11	17	.393	1782	1852
Long Beach State	4	14	.222	1141	1308	6	21	.222	1698	1958

2004-05	Big West					Overall				
	W	L	Pct.	PF	PA	W	L	Pct.	PF	PA
\$Pacific	18	0	1.000	1329	1113	27	4	.871	2258	2011
†Utah State	13	5	.722	1318	1039	24	8	.750	2315	1848
ΔCal State Fullerton	12	6	.667	1342	1296	21	11	.656	2408	2289
Cal State Northridge	12	6	.667	1216	1132	18	13	.581	2229	2085
UC Irvine	8	10	.444	1164	1214	16	13	.552	1991	1962
Long Beach State	7	11	.389	1068	1179	10	20	.333	1820	1990
UC Santa Barbara	7	11	.389	1052	1106	11	18	.379	1718	1823
Idaho	6	12	.333	1093	1148	8	22	.267	1856	1979
UC Riverside	4	14	.222	1034	1182	9	19	.321	1745	1876
Cal Poly	3	15	.167	1214	1421	5	22	.185	1834	2147

2005-06	Big West					Overall				
	W	L	Pct.	PF	PA	W	L	Pct.	PF	PA
†Pacific	12	2	.857	1023	870	24	8	.750	2377	2047
UC Irvine	10	4	.714	958	883	16	13	.552	2068	1967
Long Beach State	9	5	.643	1144	1075	18	12	.600	2498	2384
Cal Poly	7	7	.500	920	928	10	19	.345	1907	2052
UC Santa Barbara	6	8	.429	921	961	15	14	.517	1930	1915
Cal State Fullerton	5	9	.357	1060	1077	16	13	.552	2293	2183
Cal State Northridge	4	10	.286	951	1044	11	17	.393	1986	2072
UC Riverside	3	11	.214	922	1061	5	23	.179	1885	2215

2006-07	W	L	Pct.	PF	PA	W	L	Pct.	PF	PA
†Long Beach State	12	2	.857	1210	1058	24	8	.750	2575	2408
Cal State Fullerton	9	5	.643	1132	1087	20	10	.667	2462	2291
Cal Poly	9	5	.643	1063	1014	19	11	.633	2265	2160
UC Santa Barbara	9	5	.643	981	961	18	11	.621	2065	1955
UC Irvine	6	8	.429	978	974	15	18	.455	2186	2210
Cal State Northridge	5	9	.357	990	1026	14	17	.452	2340	2353
Pacific	5	9	.357	954	995	12	19	.387	2126	2224
UC Riverside	1	13	.071	883	1076	7	24	.226	1991	2249

COACHING RECORDS

Big West Coaching Records

(while a member of the Big West)

CURRENT MEMBERS

Coach	Tenure	Yrs.	Big West			Overall		
			W	L	Pct.	W	L	Pct.
CAL POLY								
Jeff Schneider	1996-01	4.5	24	42	.364	54	71	.432
Kevin Bromley	2001-07	6.5	47	67	.412	80	106	.430
11-Year Total		11	71	109	.394	134	177	.431

Coach	Tenure	Yrs.	Big West			Overall		
			W	L	Pct.	W	L	Pct.
CAL STATE FULLERTON								
Bobby Dye	1975-80	6	37	37	.500	93	68	.575
George McQuarn	1981-88	8	66	68	.492	122	117	.510
John Sneed	1989-92	4	31	41	.431	55	59	.483
Brad Holland	1993-94	2	16	20	.444	23	31	.426
Bob Hawking	1994-00	6	32	68	.320	59	103	.364
Donny Daniels	2000-03	3	13	39	.250	20	64	.238
Bob Burton	2003-07	4	33	31	.516	68	51	.571
33-Year Total		33	228	304	.429	440	493	.472

Coach	Tenure	Yrs.	Big West			Overall		
			W	L	Pct.	W	L	Pct.
CAL STATE NORTHRIDGE								
Bobby Braswell	2001-07	6	47	53	.470	83	94	.469
6-Year Total		6	47	53	.470	83	94	.469

Coach	Tenure	Yrs.	Big West			Overall		
			W	L	Pct.	W	L	Pct.
LONG BEACH STATE								
Jerry Tarkanian	1970-73	4	40	4	.909	98	17	.852
Lute Olson	1974	1	12	0	1.000	24	2	.923
Dwight Jones	1975-78	4	30	16	.652	70	40	.636
Tex Winter	1979-83	5	40	32	.556	78	69	.531
Dave Buss	1984	1	6	12	.333	9	19	.321
Ron Palmer	1985-87	3	12	42	.222	23	64	.264
Joe Harrington	1988-90	3	33	21	.611	53	36	.596
Seth Greenberg	1991-96	6	65	43	.602	105	70	.600
Wayne Morgan	1996-02	6	57	41	.582	91	84	.520
Larry Reynolds	2002-07	5	36	46	.439	63	83	.432
38-Year Total		38	331	257	.563	614	484	.559

Coach	Tenure	Yrs.	Big West			Overall		
			W	L	Pct.	W	L	Pct.
UC IRVINE								
Tim Tift	1978-80	3	6	36	.143	22	56	.282
Bill Mulligan	1981-91	11	96	92	.511	163	157	.529
Rod Baker	1992-97	6	29	77	.274	52	116	.310
Pat Douglass	1997-07	10	86	78	.524	153	138	.526
30-Year Total		30	217	283	.434	390	467	.455

Coach	Tenure	Yrs.	Big West			Overall		
			W	L	Pct.	W	L	Pct.
UC RIVERSIDE								
John Masi	2001-05	4	21	51	.292	34	72	.321
David Spencer	2005-06	1	3	11	.214	5	23	.179
Vonn Webb	2006-07	1	1	13	.071	7	24	.226
6-Year Total		6	25	75	.250	46	119	.279

Coach	Tenure	Yrs.	Big West			Overall		
			W	L	Pct.	W	L	Pct.
UC SANTA BARBARA								
Ralph Barkey	1970-74,	7	40	42	.488	98	85	.536
	1976-78	5	22	50	.306	51	83	.381
Ed DeLacy	1978-83	5	22	50	.306	51	83	.381
Jerry Pimm	1983-98	15	134	132	.504	222	202	.524
Bob Williams	1998-07	9	88	60	.595	140	122	.534
36-Year Total		36	284	284	.500	511	492	.510

Coach	Tenure	Yrs.	Big West			Overall		
			W	L	Pct.	W	L	Pct.
PACIFIC								
Dick Edwards	1972	1	8	4	.667	17	9	.654
Stan Morrison	1972-79	7	42	42	.500	100	88	.532
Dick Fichtner	1979-82	3	14	28	.333	36	49	.423
Tom O'Neill	1982-87	5.5	25	70	.263	51	109	.319
Denis Willens	1987-88	.5	0	11	.000	0	12	.000
Bob Thomason	1988-07	19	188	136	.580	322	240	.573
36-Year Total		36	277	291	.488	526	507	.509

FORMER MEMBERS

Coach	Tenure	Yrs.	Big West			Overall		
			W	L	Pct.	W	L	Pct.
BOISE STATE								
Rod Jensen	1996-01	5	44	36	.550	81	63	.563
5-Year Total		5	44	36	.550	81	63	.563

Coach	Tenure	Yrs.	Big West			Overall		
			W	L	Pct.	W	L	Pct.
CAL STATE LOS ANGELES								
Bob Miller	1970-74	5	28	28	.500	75	55	.577
FRESNO STATE								
Ed Gregory	1970-77	8	27	61	.307	99	109	.476
Boyd Grant	1978-86	9	93	40	.699	194	74	.724
Ron Adams	1987-90	4	23	49	.319	43	72	.374
Gary Colson	1991-92	2	13	23	.361	29	32	.475
Totals		23	156	173	.474	365	286	.561
NEW MEXICO STATE								
Weldon Drew	1984-85	2	13	23	.361	20	35	.364
Neil McCarthy	1986-97	12	142	72	.664	248	123	.668
Lou Henson	1997-00	3	31	17	.646	63	32	.663
Totals		17	186	112	.624	331	190	.635
SAN DIEGO STATE								
Dick Davis	1970-74	5	24	32	.428	65	67	.492
Tim Vezie	1975-78	4	31	15	.674	62	49	.559
Totals		9	55	47	.539	127	116	.523
SAN JOSE STATE								
Dan Glines	1970-71	2	0	20	.000	5	45	.100
Ivan Guevara	1972-79	8	38	58	.396	98	118	.454
Bill Berry	1980-89	10	75	90	.454	142	144	.496
Stan Morrison	1990-96	7	38	88	.302	56	135	.293
Totals		27	151	256	.371	301	442	.405
IDAHO								
Kermit Davis	1996-97	1	5	11	.313	13	17	.433
David Farrar	1997-01	4	29	35	.453	49	61	.445
Leonard Perry	2001-05	4	30	42	.417	44	72	.379
9-Year Total		9	64	88	.421	106	150	.414
UNLV								
Jerry Tarkanian	1983-92	10	165	13	.927	307	41	.882
Rollie Massimino	1993-94	2	23	13	.639	36	21	.632
Tim Grgurich	1994-95	1	7	11	.389	12	16	.429
Bill Bayno	1995-96	1	7	11	.389	10	16	.385
Totals		15	202	48	.808	365	94	.795
NEVADA								
Len Stevens	1993	1	4	14	.222	9	17	.346
Pat Foster	1993-99	6	54	48	.529	90	81	.526
Trent Johnson	1999-00	1	6	10	.375	9	20	.310
Totals		8	64	72	.471	108	118	.478
NORTH TEXAS								
Tim Jankovich	1996-97	1	5	11	.313	10	16	.385
Vic Trilli	1997-00	3	13	35	.271	16	63	.202
Totals		4	18	46	.281	26	79	.247
UTAH STATE								
Rod Tuelier	1978-88	10	88	73	.546	158	131	.547
Kohn Smith	1988-93	5	43	47	.478	63	78	.447
Larry Eustachy	1993-98	5	60	26	.698	98	53	.649
Stew Morrill	1998-05	7	92	28	.767	167	54	.756
27-Year Total		27	283	174	.619	486	316	.606

ANNUAL REGULAR SEASON TEAM CHAMPIONS

Year	Team	BWC	Overall	Year	Team	BWC	Overall	Year	Team	BWC	Overall
1970	LBSU	10-0	23-5	1986	UNLV	16-2	33-5	1999	\$BSU	12-4	21-8
1971	LBSU	10-0	24-5	1987	UNLV	18-0	37-2		\$NMSU	12-4	23-10
1972	LBSU	10-2	25-4	1988	UNLV	15-3	28-6		%UCSB	12-4	15-13
1973	LBSU	10-2	26-3	1989	UNLV	16-2	29-8	2000	\$USU	16-0	28-6
1974	LBSU	12-0	24-2	1990	NMSU	16-2	26-5		%LBSU	15-1	24-6
1975	LBSU	8-2	19-7		UNLV	16-2	35-5	2001	UCI	15-1	25-5
1976	CSF	6-4	15-10	1991	UNLV	18-0	34-1	2002	USU	13-5	23-8
	LBSU	6-4	14-12	1992	UNLV	18-0	26-2		UCI	13-5	21-11
1977	LBSU	9-3	21-8	1993	NMSU	15-3	26-8	2003	UCSB	14-4	18-14
	SDSU	9-3	13-15	1994	NMSU	12-6	23-8	2004	USU	17-1	25-4
1978	SDSU	11-3	19-9	1995	USU	14-4	21-8		PAC	17-1	25-8
1979	PAC	11-3	18-12	1996	LBSU	12-6	17-11	2005	PAC	18-0	27-4
1980	USU	11-2	18-9	1997	\$NEV	12-4	21-10	2006	PAC	12-2	24-8
1981	FSU	12-2	25-4		\$USU	12-4	20-9	2007	LBSU	12-2	24-8
1982	FSU	13-1	27-3		\$NMSU	12-4	19-9				
1983	UNLV	15-1	28-3		%PAC	12-4	24-6		\$ East Division		
1984	UNLV	16-2	29-6	1998	\$USU	13-3	25-8		% West Division		
1985	UNLV	17-1	28-4		%PAC	14-2	23-10				

COACHING RECORDS

Victory Leaders

(as member of the Big West)

ALL GAMES

405 - Jerry Tarkanian, Long Beach State & UNLV
322 - Bob Thomason, Pacific
248 - Neil McCarthy, New Mexico State
222 - Jerry Pimm, UC Santa Barbara
194 - Boyd Grant, Fresno State
167 - Stew Morrill, Utah State
163 - Bill Mulligan, UC Irvine
158 - Rod Tueller, Utah State
156 - Stan Morrison, Pacific & San Jose State
153 - Pat Douglass, UC Irvine
142 - Bill Berry, San Jose State

CONFERENCE GAMES

205 - Jerry Tarkanian, Long Beach State & UNLV
188 - Bob Thomason, Pacific
142 - Neil McCarthy, New Mexico State
134 - Jerry Pimm, UC Santa Barbara
96 - Bill Mulligan, UC Irvine
93 - Boyd Grant, Fresno State
92 - Stew Morrill, Utah State
88 - Bob Williams, UC Santa Barbara
88 - Rod Tueller, Utah State
86 - Pat Douglass, UC Irvine
80 - Stan Morrison, Pacific & San Jose State
75 - Bill Berry, San Jose State

BIG WEST TOURNAMENT GAMES

24 - Jerry Tarkanian, UNLV
21 - Bob Thomason, Pacific
15 - Neil McCarthy, New Mexico State
14 - Stew Morrill, Utah State
13 - Bob Williams, UC Santa Barbara
12 - Pat Douglass, UC Irvine
11 - Bill Berry, San Jose State
10 - Boyd Grant, Fresno State
10 - Kevin Bromley, Cal Poly
10 - Bobby Braswell, Cal State Northridge
7 - Bob Burton, Cal State Fullerton
7 - Stan Morrison, Pacific
7 - Seth Greenberg, Long Beach State
7 - George McQuarn, Cal State Fullerton

All-Time Career Wins

(current Big West coaches)

Rk.	Coach, School	Yrs.	W	L	Pct.
1.	Pat Douglass, UCI	26	529	256	.674
2.	Bob Thomason, PAC	22	374	267	.584
3.	Bob Williams, UCSB	19	329	222	.597
4.	Jim Wooldridge, UCR	19	312	237	.568
5.	Gary Stewart, UCD	14	184	188	.495
6.	Dan Monson, LBSU	10	170	123	.580
7.	Bobby Braswell, CSUN	11	168	157	.517
8.	Kevin Bromley, CP	7	80	106	.430
9.	Bob Burton, CSF	4	68	51	.571

All-Time Coaching Records

(during conference membership)

Coach, Team	Yrs.	Conference			All Games		
		W	L	Pct.	W	L	Pct.
Lute Olson, Long Beach State (1974)	1	12	0	1.000	24	2	.923
Jerry Tarkanian, LBSU (1970-73) UNLV (1983-92)	14	205	17	.923	405	58	.875
Stew Morrill, Utah State (1998-05)	7	92	28	.767	167	54	.756
Boyd Grant, Fresno State (1978-86)	9	93	40	.699	194	74	.724
Neil McCarthy, New Mexico State (1986-97)	12	142	72	.664	248	123	.668
Lou Henson, New Mexico State (1997-00)	3	31	17	.646	63	32	.663
Dick Edwards, Pacific (1972)	1	8	4	.667	17	9	.654
Larry Eustachy, Utah State (1993-98)	5	60	26	.698	98	53	.649
Dwight Jones, Long Beach State (1975-78)	4	30	16	.652	70	40	.636
Dutch Belnap, Utah State (1979)	1	9	5	.643	19	11	.633
Rollie Massimino, UNLV (1993-94)	2	23	13	.639	36	21	.632
Seth Greenberg, Long Beach State (1991-96)	6	65	43	.602	105	70	.600
Joe Harrington, Long Beach State (1988-90)	3	33	21	.611	53	36	.596
Bob Miller, Cal State Los Angeles (1970-74)	5	28	28	.500	75	55	.577
Bobby Dye, Cal State Fullerton (1975-80)	6	37	37	.500	93	68	.575
Bob Thomason, Pacific (1988-07)	19	188	136	.580	322	240	.573
Bob Burton, Cal State Fullerton (2003-07)	4	33	31	.516	68	51	.571
Rod Jensen, Boise State (1996-01)	5	44	36	.550	81	63	.563
Tim Vezie, San Diego State (1975-78)	4	31	15	.674	62	49	.559
Ralph Barkey, UC Santa Barbara (1970-74/77-78)	7	40	42	.488	98	85	.536
Bob Williams, UC Santa Barbara (1998-07)	9	88	60	.595	140	122	.534
Rod Tueller, Utah State (1980-88)	9	79	68	.537	138	121	.533
Tex Winter, Long Beach State (1979-83)	5	40	32	.556	78	69	.531
Pat Foster, Nevada (1993-99)	6	54	48	.529	90	81	.526
Pat Douglass, UC Irvine (1997-07)	10	86	78	.524	153	138	.526
Jerry Pimm, UC Santa Barbara (1983-98)	15	134	132	.504	222	202	.524
Wayne Morgan, Long Beach State (1996-02)	6	57	41	.582	91	84	.520
Bill Mulligan, UC Irvine (1981-91)	11	96	92	.511	163	156	.511
George McQuarn, Cal State Fullerton (1981-88)	8	66	68	.492	122	117	.510
Bill Berry, San Jose State (1980-89)	10	75	90	.454	142	144	.496
Dick Davis, San Diego State (1970-74)	5	24	32	.428	65	67	.492
John Sneed, Cal State Fullerton (1989-92)	4	31	41	.431	55	59	.483
Ed Gregory, Fresno State (1970-77)	8	27	61	.307	99	109	.476
Gary Colson, Fresno State (1991-92)	2	13	23	.361	29	32	.475
Bobby Braswell, Cal State Northridge (2001-07)	6	47	53	.470	83	94	.469
Ivan Guevara, San Jose State (1972-79)	8	38	58	.396	98	118	.454
Kohn Smith, Utah State (1989-93)	5	43	47	.478	63	78	.447
David Farrar, Idaho (1997-01)	4	29	35	.453	49	61	.445
Kermit Davis, Idaho (1997)	1	5	11	.313	13	17	.433
Jeff Schneider, Cal Poly (1996-01)	5	24	42	.364	54	71	.432
Larry Reynolds, Long Beach State (2002-07)	5	36	46	.439	63	83	.432
Kevin Bromley, Cal Poly (2000-07)	7	47	67	.412	80	106	.430
Tim Grgurich, UNLV (1995)	1	7	11	.389	12	16	.429
Brad Holland, Cal State Fullerton (1993-94)	2	16	20	.444	23	31	.426
Dick Fichtner, Pacific (1980-82)	3	14	28	.333	36	49	.423
Stan Morrison, PAC (1973-79), SJSU (1990-96)	14	80	130	.381	156	223	.412
Tim Jankovich, North Texas (1997)	1	5	11	.313	10	16	.385
Bill Bayno, UNLV (1996)	1	7	11	.389	10	16	.385
Ed DeLacy, UC Santa Barbara (1979-83)	5	22	50	.306	51	83	.381
Leonard Perry, Idaho (2001-05)	4	30	42	.417	44	72	.379
Ron Adams, Fresno State (1987-90)	4	23	49	.319	43	72	.374
Weldon Drew, New Mexico State (1984-85)	2	13	23	.361	20	35	.364
Bob Hawking, Cal State Fullerton (1994-00)	6	32	68	.320	59	103	.364
Len Stevens, Nevada (1993)	1	4	14	.222	9	17	.346
Dave Buss, Long Beach State (1984)	1	6	12	.333	9	19	.321
John Masi, UC Riverside (2001-05)	4	21	51	.292	34	72	.321
Tom O'Neill, Pacific (1983-88)	6	25	70	.263	51	109	.319
Trent Johnson, Nevada (1999-00)	1	6	10	.375	9	20	.310
Rod Baker, UC Irvine (1992-97)	6	29	77	.275	52	116	.310
Tim Tift, UC Irvine (1978-80)	3	6	36	.143	22	56	.282
Ron Palmer, Long Beach State (1985-87)	3	12	42	.222	23	64	.264
Donny Daniels, Cal State Fullerton (2000-03)	3	13	39	.250	20	64	.238
Vonn Webb, UC Riverside (2006-07)	1	1	13	.071	7	24	.226
Vic Trilli, North Texas (1997-00)	3	13	35	.271	16	63	.202
David Spencer, UC Riverside (2005-06)	1	3	11	.214	5	23	.179
Dan Glines, San Jose State (1970-71)	2	0	20	.000	5	45	.100
Denis Willens, Pacific (1988)	1	0	11	.000	0	12	.000

ALL-BIG WEST TEAMS

1970

FIRST TEAM

George Trapp, Long Beach State
Billy Jankans, Long Beach State
Doug Rex, UC Santa Barbara
John Tschogl, UC Santa Barbara
Mose Adolph, Cal State Los Angeles
Lucius Davis, Fresno State

SECOND TEAM

Shawn Johnson, Long Beach State
Morris Thomas, Cal State Los Angeles
Coby Dietrick, San Jose State
Ron Knight, Cal State Los Angeles
Rob Stephens, Fresno State
Bob Vasilovich, Fresno State

1971

FIRST TEAM

George Trapp, Long Beach State
Doug Rex, UC Santa Barbara
John Tschogl, UC Santa Barbara
Jerry Pender, Fresno State
Ed Ratleff, Long Beach State
Chuck Terry, Long Beach State

SECOND TEAM

Mose Adolph, Cal State Los Angeles
Rodney Murray, Cal State Los Angeles
Ron Allen, UC Santa Barbara
Gary Schneider, San Diego State
Jimmy Harris, San Diego State

1972

FIRST TEAM

Ed Ratleff, Long Beach State
John Gianelli, Pacific
John Tschogl, UC Santa Barbara
Chuck Terry, Long Beach State
Chris McMurray, San Diego State
Jerry Pender, Fresno State

SECOND TEAM

Michael Jackson, Cal State Los Angeles
Eric McWilliams, Long Beach State
Mose Adolph, Cal State Los Angeles
Jim McCargo, Pacific
John Errecart, Pacific

1973

FIRST TEAM

Ed Ratleff, Long Beach State
Clarence Allen, UC Santa Barbara
Raymond Lewis, Cal State Los Angeles
Jim McCargo, Pacific
Roscoe Pondexter, Long Beach State
Johnnie Skinner, San Jose State

SECOND TEAM

Rick Aberegg, Long Beach State
Steve Copp, San Diego State
John Errecart, Pacific
Billy Mallory, Cal State Los Angeles
Bob Schachter, UC Santa Barbara

1974

FIRST TEAM

Leonard Gray, Long Beach State
Charles Bailey, Fresno State
Tommie Lipsey, Cal State Los Angeles
Billy Mallory, Cal State Los Angeles
Clifton Pondexter, Long Beach State
Roscoe Pondexter, Long Beach State

SECOND TEAM

Clarence Allen, UC Santa Barbara
John Anderson, San Diego State
Pat Boyer, UC Santa Barbara
John Errecart, Pacific
Glenn McDonald, Long Beach State

1975

FIRST TEAM

Bob Gross, Long Beach State
Leonard Armato, Pacific
Steve Copp, San Diego State
Richard Johnson, Long Beach State
Roy Jones, Fresno State
Carlos Mina, Long Beach State

SECOND TEAM

Will Connelly, San Diego State
Earl Hogue, San Jose State
Kyle Jackson, Long Beach State
Bob Kovach, San Diego State
Don Orndorff, San Jose State

1976

FIRST TEAM

Greg Bunch, Cal State Fullerton
Steve Copp, San Diego State
Will Connelly, San Diego State
Roy Jones, Fresno State
Myron Jordan, Pacific
Ken Mickey, San Jose State
Clarence Ruffen, Long Beach State

SECOND TEAM

Vic Baker, Pacific
Ron Fair, San Jose State
Earl Hogue, San Jose State
Larry Hudson, Long Beach State
Bob Kovach, San Diego State

1977

FIRST TEAM

Lloyd McMillian, Long Beach State
Greg Bunch, Cal State Fullerton
Dave Brown, UC Santa Barbara
Myron Jordan, Pacific
Joel Kramer, San Diego State
Ken Mickey, San Jose State

SECOND TEAM

Kerry Davis, Cal State Fullerton
Presnell Gilbert, San Diego State
Richard Johnson, Long Beach State
Rick Quinn, San Jose State
Michael Wiley, Long Beach State

1978

FIRST TEAM

Joel Kramer, San Diego State
Greg Bunch, Cal State Fullerton
Russ Coleman, Pacific
Steve Malovic, San Diego State
Art Williams, Fresno State
Francois Wise, Long Beach State

SECOND TEAM

Keith Anderson, Cal State Fullerton
Wally Rank, San Jose State
Wayne Smith, UC Irvine
Doug Streeter, Fresno State
Michael Wiley, Long Beach State

1979

FIRST TEAM

Ron Cornelius, Pacific
Terrence Carney, Pacific
Dean Hunger, Utah State
Calvin Roberts, Cal State Fullerton
Art Williams, Fresno State
Rickey Williams, Long Beach State

SECOND TEAM

Brian Jackson, Utah State
Keith McDonald, Utah State
Wally Rank, San Jose State
Michael Wiley, Long Beach State
Francois Wise, Long Beach State

1980

FIRST TEAM

Dean Hunger, Utah State
Ron Cornelius, Pacific
Francois Wise, Long Beach State
Calvin Roberts, Cal State Fullerton
Michael Wiley, Long Beach State
Wally Rank, San Jose State

SECOND TEAM

Rod Higgins, Fresno State
Brian Jackson, Utah State
Rich McElrath, Utah State
Victor Conyers, UC Irvine
Michael Mendez, San Jose State

1981

FIRST TEAM

Kevin Magee, UC Irvine
Brian Jackson, Utah State
Rod Higgins, Fresno State
Ron Cornelius, Pacific
Sid Williams, San Jose State
Donald Mason, Fresno State

SECOND TEAM

Mike Mendez, San Jose State
Doug Murrey, San Jose State
Craig Dykema, Long Beach State
Bobby Anderson, Fresno State
Walt Evans, UC Santa Barbara

CAL POLY
MUSTANGS





ALL-BIG WEST TEAMS

1982

FIRST TEAM

Kevin Magee, UC Irvine
Leon Wood, Cal State Fullerton
Craig Hodges, Long Beach State
Donald Mason, Fresno State
Rod Higgins, Fresno State
Chris McNealy, San Jose State

SECOND TEAM

Ricky Mixon, Cal State Fullerton
Richard Anderson, UC Santa Barbara
Matt Waldron, Pacific
Ben McDonald, UC Irvine
Bernard Thompson, Fresno State

1983

FIRST TEAM

Sidney Green, UNLV
Leon Wood, Cal State Fullerton
Chris McNealy, San Jose State
Ben McDonald, UC Irvine
Bernard Thompson, Fresno State
York Gross, UC Santa Barbara

SECOND TEAM

Ron Anderson, Fresno State
Greg Grant, Utah State
Larry Anderson, UNLV
Ricky Mixon, Cal State Fullerton
Laurence Held, Pacific

1984

FIRST TEAM

Richie Adams, UNLV
Leon Wood, Cal State Fullerton
Ron Anderson, Fresno State
Bernard Thompson, Fresno State
Steve Colter, New Mexico State
Ben McDonald, UC Irvine

SECOND TEAM

Greg Grant, Utah State
Frank James, UNLV
George Turner, UC Irvine
Danny Tarkanian, UNLV
Mitch Arnold, Fresno State

1985

FIRST TEAM

Richie Adams, UNLV
Tony Neal, Cal State Fullerton
Kevin Henderson, Cal State Fullerton
Tod Murphy, UC Irvine
Greg Grant, Utah State
Mitch Arnold, Fresno State

SECOND TEAM

Scott Fisher, UC Santa Barbara
Johnny Rogers, UC Irvine
Scott Barnes, Fresno State
Reggie Owens, San Jose State
Vince Washington, Utah State

1986

FIRST TEAM

Greg Grant, Utah State
Anthony Jones, UNLV
Freddie Banks, UNLV
Tod Murphy, UC Irvine
Gilbert Wilburn, New Mexico State
Ricky Berry, San Jose State

SECOND TEAM

Brian Salone, Fresno State
Conner Henry, UC Santa Barbara
Armon Gilliam, UNLV
Rich Anema, Pacific
Johnny Rogers, UC Irvine

1987

FIRST TEAM

Armon Gilliam, UNLV
Freddie Banks, UNLV
Ricky Berry, San Jose State
Scott Brooks, UC Irvine
Kenny Travis, New Mexico State
Mark Wade, UNLV

SECOND TEAM

Brent Counts, Pacific
Richard Morton, Cal State Fullerton
Kevin Nixon, Utah State
Brian Shaw, UC Santa Barbara
Brian Vaughns, UC Santa Barbara

1988

FIRST TEAM

Brian Shaw, UC Santa Barbara
Jarvis Basnight, UNLV
Ricky Berry, San Jose State
Wayne Engelstad, UC Irvine
Kevin Nixon, Utah State
Morlon Wiley, Long Beach State

SECOND TEAM

Jervis Cole, Fresno State
Dan Conway, Utah State
Richard Morton, Cal State Fullerton
Gerald Paddio, UNLV
Andre Purry, Long Beach State

1989

FIRST TEAM

Stacey Augmon, UNLV
David Butler, UNLV
Cedric Ceballos, Cal State Fullerton
Jervis Cole, Fresno State
Reid Newey, Utah State
Johnny Roberson, New Mexico State

SECOND TEAM

Greg Anthony, UNLV
Carrick DeHart, UC Santa Barbara
Mike Doktorczyk, UC Irvine
John Hatten, Long Beach State
Eric McArthur, UC Santa Barbara

1990

FIRST TEAM

Larry Johnson, UNLV
Eric McArthur, UC Santa Barbara
Cedric Ceballos, Cal State Fullerton
Keith Hill, New Mexico State
Randy Brown, New Mexico State
David Butler, UNLV

SECOND TEAM

Carrick DeHart, UC Santa Barbara
Greg Anthony, UNLV
Kendall Youngblood, Utah State
Dell Demps, Pacific
Don Lyttle, Pacific
Lucious Harris, Long Beach State

1991

FIRST TEAM

Larry Johnson, UNLV
Greg Anthony, UNLV
Stacey Augmon, UNLV
Anderson Hunt, UNLV
Randy Brown, New Mexico State
Reggie Jordan, New Mexico State

SECOND TEAM

George Ackles, UNLV
Kendall Youngblood, Utah State
Don Lyttle, Pacific
Joe Small, Cal State Fullerton
Gary Gray, UC Santa Barbara

1992

FIRST TEAM

Lucious Harris, Long Beach State
Lucius Davis, UC Santa Barbara
J.R. Rider, UNLV
Elmore Spencer, UNLV
Dell Demps, Pacific
Kendall Youngblood, Utah State

SECOND TEAM

Agee Ward, Cal State Fullerton
Bruce Bowen, Cal State Fullerton
Wil Hooker, Fresno State
Byron Russell, Long Beach State
Sam Crawford, New Mexico State

1993

FIRST TEAM

J.R. Rider, UNLV
Lucious Harris, Long Beach State
Sam Crawford, New Mexico State
Evrice Gray, UNLV
Dexter Boney, Pacific
Bruce Bowen, Cal State Fullerton

SECOND TEAM

Tracey Ware, New Mexico State
Tony Amundsen, Pacific
Jay Goodman, Utah State
Ray Kelly, UC Santa Barbara
Eric Morris, Nevada

1994

FIRST TEAM

Kebu Stewart, UNLV
Rod Hannibal, Long Beach State
James Dockery, New Mexico State
Reggie Manuel, UNLV
Michael Jackson, Pacific
Charles Terrell, Pacific

SECOND TEAM

Mike Atkinson, Long Beach State
Terry Cannon, San Jose State
Jimmy Moore, Nevada
Eathan O'Bryant, Nevada
Eric Franson, Utah State

ALL-BIG WEST TEAMS

1995

FIRST TEAM

Eric Franson, Utah State
Joe McNaull, Long Beach State
Rodney Walker, New Mexico State
Raimonds Miglinieks, UC Irvine
Eathan O'Bryant, Nevada
Charles Jones, Pacific

SECOND TEAM

Winston Peterson, Cal State Fullerton
Terrance O'Kelley, Long Beach State
Patrick Savoy, UNLV
Adam Jacobsen, Pacific
Corwin Woodard, Utah State
Roddie Anderson, Utah State

1996

FIRST TEAM

Raimonds Miglinieks, UC Irvine
James Cotton, Long Beach State
Rasul Salahuddin, Long Beach State
Olivier Saint-Jean, San Jose State
Daniel Watts, Nevada
Eric Franson, Utah State

SECOND TEAM

Kevin Simmons, UC Irvine
Brian Keefe, UC Irvine
Lelan McDougal, UC Santa Barbara
Adam Jacobsen, Pacific
Silas Mills, Utah State

1997

FIRST TEAM

Faron Hand, Nevada
Joe Wyatt, Boise State
James Cotton, Long Beach State
Louis Richardson, New Mexico State
Raymond Tutt, UC Santa Barbara
Marcus Saxon, Utah State

SECOND TEAM

Jason Jackman, Idaho
Jimmy Carroll, Nevada
Corey Anders, Pacific
Mark Boelter, Pacific
Maurice Spillers, Utah State

1998

FIRST TEAM

Michael Olowokandi, Pacific
Roberto Bergersen, Boise State
Andrew Betts, Long Beach State
Avery Curry, Idaho
Louis Richardson, New Mexico State
Marcus Saxon, Utah State

SECOND TEAM

Paul Culbertson, Nevada
Adam Jacobsen, Pacific
Kevin Rice, Utah State
Raymond Tutt, UC Santa Barbara
Mike Wozniak, Cal Poly

1999

FIRST TEAM

Roberto Bergersen, Boise State
Ike Harmon, Cal State Fullerton
Charles Gosa, New Mexico State

B.J. Bunton, UC Santa Barbara
Avery Curry, Idaho
Jason Williams, Pacific

SECOND TEAM

Gerry Washington, Boise State
Ramel Lloyd, Long Beach State
Mate Milisa, Long Beach State
Josh Merrill, UC Santa Barbara
Donnie Johnson, Utah State

2000

FIRST TEAM

Mate Milisa, Long Beach State
Billy Keys, New Mexico State
Shawn Daniels, Utah State
Chris Bjorklund, Cal Poly
Troy Rolle, Utah State
Gordon Scott, Idaho

SECOND TEAM

Ike Harmon, Cal State Fullerton
James Williams, Long Beach State
Ramel Lloyd, Long Beach State
Jerry Green, UC Irvine
Deginald Erskin, North Texas
Abe Jackson, Boise State

2001

FIRST TEAM

Jerry Green, UC Irvine
Shawn Daniels, Utah State
Travis Reed, Long Beach State
Ramel Lloyd, Long Beach State
Abe Jackson, Boise State
Bernard Rock, Utah State

SECOND TEAM

Chris Bjorklund, Cal Poly
Mark Hull, UC Santa Barbara
Mike Vukovich, UC Santa Barbara
Ben Jones, UC Irvine
Tony Brown, Utah State

2002

FIRST TEAM

Jerry Green, UC Irvine
Markus Carr, Cal State Northridge
Travis Reed, Long Beach State
Mark Hull, UC Santa Barbara
Tony Brown, Utah State
Desmond Penigar, Utah State

SECOND TEAM

Varnie Dennis, Cal Poly
Pape Sow, Cal State Fullerton
Adam Parada, UC Irvine
Vili Morton, UC Riverside
Branduinn Fullove, UC Santa Barbara
Maurice McLemore, Pacific

2003

FIRST TEAM

Varnie Dennis, Cal Poly
Branduinn Fullove, UC Santa Barbara
Jordan Harris, UC Irvine
Ralph Holmes, Cal State Fullerton
Mark Hull, UC Santa Barbara
Desmond Penigar, Utah State

SECOND TEAM

Ian Boylan, Cal State Northridge
Nate Carter, UC Riverside
Tyrone Hayes, Idaho
Demetrius Jackson, Pacific
Adam Parada, UC Irvine

2004

FIRST TEAM

Mark Brown, Utah State
Cardell Butler, Utah State
Miah Davis, Pacific
Nate Harris, Utah State
Christian Maraker, Pacific
Pape Sow, Cal State Fullerton

SECOND TEAM

Ian Boylan, Cal State Northridge
Nate Carter, UC Riverside
Tyrone Hayes, Idaho
Spencer Nelson, Utah State
Kevin Roberts, Long Beach State

2005

FIRST TEAM

Ian Boylan, Cal State Northridge
David Doubly, Pacific
Nate Harris, Utah State
Christian Maraker, Pacific
Spencer Nelson, Utah State
Guillaume Yango, Pacific

SECOND TEAM

Jaycee Carroll, Utah State
Ralph Holmes, Cal State Fullerton
Dandrick Jones, Idaho
Yaphett King, Cal State Fullerton
Davin White, Cal State Northridge

2006

FIRST TEAM

Bobby Brown, Cal State Fullerton
Aaron Fitzgerald, UC Irvine
Jibril Hodges, Long Beach State
Johnny Gray, Pacific
Christian Maraker, Pacific
Derek Stockalper, Cal Poly

SECOND TEAM

Cecil Brown, UC Santa Barbara
Jamaal Brown, Cal State Fullerton
Chris Devine, UC Santa Barbara
Shawn Hawkins, Long Beach State
Kejuan Johnson, Long Beach State
Rickey Porter, UC Riverside
Dawin Whiten, Cal Poly

2007

FIRST TEAM

Bobby Brown, Cal State Fullerton
Scott Cutley, Cal State Fullerton
Alex Harris, UC Santa Barbara
Kejuan Johnson, Long Beach State
Aaron Nixon, Long Beach State
Derek Stockalper, Cal Poly

SECOND TEAM

Anthony Brown, Pacific
Cecil Brown, UC Santa Barbara
Chris Devine, UC Santa Barbara
Kevin Houston, Long Beach State
Dawin Whiten, Cal Poly



BIG WEST HONORS

All-Time First Team Selections

CAL POLY

Chris Bjorklund, 2000; Varnie Dennis, 2003; Derek Stockalper, 2006-07.

CAL STATE FULLERTON

Greg Bunch, 1976-77-78; Calvin Roberts, 1979-80; Leon Wood, 1982-83-84; Kevin Henderson, 1985; Tony Neal, 1985; Cedric Ceballos, 1989-90; Bruce Bowen, 1993; Ike Harmon, 1999; Ralph Holmes, 2003; Pape Sow, 2004; Bobby Brown, 2006-07; Scott Cutley, 2007.

CAL STATE NORTHRIDGE

Markus Carr, 2002; Ian Boylan, 2005.

LONG BEACH STATE

George Trapp, 1970-71; Billy Jankans, 1970; Ed Ratleff, 1971-72-73; Chuck Terry, 1971-72; Roscoe Pondexter, 1973-74; Leonard Gray, 1974; Clifton Pondexter, 1974; Bob Gross, 1975; Richard Johnson, 1975; Carlos Mina, 1975; Clarence Ruffen, 1976; Lloyd McMillian, 1977; Francois Wise, 1978, 80; Rickey Williams, 1979; Michael Wiley, 1980; Craig Hodges, 1982; Morlon Wiley, 1988; Lucious Harris, 1992-93; Rod Hannibal, 1994; Joe McNaull, 1995; James Cotton, 1996-97; Rasul Salahuddin, 1996; Andrew Betts, 1998; Mate Milisa, 2000; Travis Reed, 2001-02; Ramel Lloyd, 2001; Jibril Hodges, 2006; Kejuan Johnson, 2007; Aaron Nixon, 2007.

UC IRVINE

Kevin Magee, 1981-82; Ben McDonald, 1983-84; Tod Murphy, 1985-86; Scott Brooks, 1987; Wayne Engelstad, 1988; Raimonds Miglinieks, 1995-96; Jerry Green, 2001-02; Jordan Harris, 2003; Aaron Fitzgerald, 2006.

UC SANTA BARBARA

Doug Rex, 1970-71; John Tschogl, 1970-71-72; Clarence Allen, 1973; Dave Brown, 1977; York Gross, 1983; Brian Shaw, 1988; Eric McArthur, 1990; Lucius Davis, 1992; Raymond Tutt, 1997; B.J. Bunton, 1999; Mark Hull, 2002-03; Branduinn Fullove, 2003; Alex Harris, 2007.

PACIFIC

John Gianelli, 1972; Jim McCargo, 1973; Leonard Armato, 1975; Myron Jordan, 1976-77; Russ Coleman, 1978; Terence Carney, 1979; Ron Cornelius, 1979-80-81; Dell Demps, 1992; Michael Jackson, 1994; Charles Terrell, 1994; Charles Jones, 1995; Michael Olowokandi, 1998; Jason Williams, 1999; Miah Davis, 2004; Christian Maraker, 2004-06; David Doubles, 2005; Guillaume Yango, 2005; Johnny Gray, 2006.

*BOISE STATE

Joe Wyatt, 1997; Roberto Bergersen, 1998-99; Abe Jackson, 2001.

*CAL STATE LOS ANGELES

Mose Adolph, 1970; Raymond Lewis, 1973; Tommie Lipsey, 1974; Billy Mallory, 1974.

*FRESNO STATE

Lucius Davis, 1970; Jerry Pender, 1971-72; Charles Bailey, 1974; Roy Jones, 1975-76; Art Williams, 1978-79; Rod Higgins, 1981-82; Donald Mason, 1981-82; Bernard Thompson, 1983-84; Ron Anderson, 1984; Mitch Arnold, 1985; Jervis Cole, 1989.

*NEW MEXICO STATE

Steve Colter, 1984; Gilbert Wilburn, 1986; Kenny Travis, 1987; Johnny Roberson, 1989; Randy Brown, 1990-91; Keith Hill, 1990; Reggie Jordan, 1991; Sam Crawford, 1993; James Dockery, 1994; Rodney Walker, 1995; Louis Richardson, 1997-98; Charles Gosa, 1999; Billy Keys, 2000.

*SAN DIEGO STATE

Chris McMurray, 1972; Steve Copp, 1975-76; Will Connelly, 1976; Joel Kramer, 1977-78; Steve Malovic, 1978.

*SAN JOSE STATE

Johnnie Skinner, 1973; Ken Mickey, 1976-77; Wally Rank, 1980; Sid Williams, 1981; Chris McNealy, 1982-83; Ricky Berry, 1986-87-88; Olivier Saint-Jean, 1996.

*IDAHO

Avery Curry, 1998-99; Gordon Scott, 2000.

*NEVADA

Eathan O'Bryant, 1995; Daniel Watts, 1996; Faron Hand, 1997.

*UNLV

Sidney Green, 1983; Richie Adams, 1984-85; Anthony Jones, 1986; Freddie Banks, 1986-87; Armon Gilliam, 1987; Mark Wade, 1987; Jarvis Basnight, 1988; Stacey Augmon, 1989, 91; David Butler, 1989-90; Larry Johnson, 1990-91; Greg Anthony, 1991; Anderson Hunt, 1991; Elmore Spencer, 1992; J.R. Rider, 1992-93; Evric Gray, 1993; Dexter Boney, 1993; Kebu Stewart, 1994; Reggie Manuel, 1994.

*UTAH STATE

Dean Hunger, 1979-80; Brian Jackson, 1981; Greg Grant, 1985-86; Kevin Nixon, 1988; Reid Newey, 1989; Kendall Youngblood, 1992; Eric Franson, 1995-96; Marcus Saxon, 1997-98; Shawn Daniels, 2000-01; Troy Rolle, 2000; Bernard Rock, 2001; Tony Brown, 2002; Desmond Penigar, 2002-03; Mark Brown, 2004; Cardell Butler, 2004; Nate Harris, 2004-05; Spencer Nelson, 2005.

**former member*

Players of the Year

Year Player, Team

1970	George Trapp, LBSU
1971	George Trapp, LBSU
1972	Ed Ratleff, LBSU
1973	Ed Ratleff, LBSU
1974	Leonard Gray, LBSU
1975	Bob Gross, LBSU
1976	Steve Copp, SDSU
	Greg Bunch, CSF
1977	Lloyd McMillian, LBSU
1978	Joel Kramer, SDSU
1979	Ron Cornelius, PAC
1980	Dean Hunger, USU
1981	Kevin Magee, UCI
1982	Kevin Magee, UCI
1983	Sidney Green, UNLV
1984	Richie Adams, UNLV
1985	Richie Adams, UNLV
1986	Greg Grant, USU
	Anthony Jones, UNLV
1987	Armon Gilliam, UNLV
1988	Brian Shaw, UCSB
1989	Stacey Augmon, UNLV
1990	Larry Johnson, UNLV
1991	Larry Johnson, UNLV
1992	Lucius Davis, UCSB
1993	J.R. Rider, UNLV
1994	Kebu Stewart, UNLV
1995	Eric Franson, USU
1996	Raimonds Miglinieks, UCI
1997	Faron Hand, NEV
1998	Michael Olowokandi, PAC
1999	Roberto Bergersen, BSU
2000	Mate Milisa, LBSU
2001	Jerry Green, UCI
2002	Jerry Green, UCI
2003	Branduinn Fullove, UCSB
2004	Miah Davis, PAC
2005	David Doubles, PAC
2006	Christian Maraker, PAC
2007	Aaron Nixon, LBSU

Coaches of the Year

Year Coach, Team

'69-77	None Selected
1978	Boyd Grant, FSU
1979	Stan Morrison, PAC
1980	Bill Berry, SJSU
	Rod Tueller, USU
1981	Boyd Grant, FSU
1982	Boyd Grant, FSU
1983	Jerry Tarkanian, UNLV
1984	Jerry Tarkanian, UNLV
1985	Jerry Tarkanian, UNLV
1986	Bill Mulligan, UCI
1987	Jerry Tarkanian, UNLV
1988	Jerry Tarkanian, UNLV
1989	Neil McCarthy, NMSU
1990	Neil McCarthy, NMSU
1991	Jerry Tarkanian, UNLV
1992	Jerry Pimm, UCSB
	Jerry Tarkanian, UNLV
1993	Bob Thomason, PAC
1994	Stan Morrison, SJSU
1995	Larry Eustachy, USU
1996	Rod Baker, UCI
1997	Bob Thomason, PAC
1998	Larry Eustachy, USU
1999	Bob Williams, UCSB
2000	Stew Morrill, USU
2001	Pat Douglass, UCI
2002	Stew Morrill, USU
2003	Bob Williams, UCSB
2004	Bob Thomason, PAC
2005	Bob Thomason, PAC
2006	Bob Thomason, PAC
2007	Larry Reynolds, LBSU

Team-By-Team

All-Big West Selections

School	1st	2nd	Total	Most One Year
LBSU	38	26	64	4 (1974, 75)
*USU	24	22	46	4 (2004)
PAC	23	21	44	3 (1972, 2005)
UCSB	17	25	42	3 (1971, 2007)
CSF	19	15	34	2 (1977-78, 82-83, 85, 05-07)
				5 (1991)
*UNLV	24	9	33	5 (1970, 82)
*FSU	17	12	29	3 (1970, 82)
UCI	14	13	27	3 (1996)
*SJSU	11	13	24	3 (1976, 81)
*NMSU	15	2	17	2 (1990, 91, 93)
*SDSU	7	8	15	3 (1975, 76)
*CSLA	4	7	11	3 (1970)
CP	4	5	9	2 (2006, 2007)
*NEV	3	5	8	2 (1994, 97)
*UI	3	4	7	1 (1997-2000, 2003-05)
*BSU	4	2	6	1 (1997-2001)
CSUN	2	3	5	2 (2005)
UCR	0	4	4	1 (2002-06)
*UNT	0	1	1	1 (2000)

**former member*

DEFENSIVE PLAYER OF THE YEAR

2001	Shawn Daniels, USU
2002	Vili Morton, UCR
2003	Jacoby Atako, UCSB
2004	Rashaad Powell, UI
2005	Ian Boylan, CSUN
2006	Dedrick Bates, UCR
2007	Titus Shelton, CP

BEST SIXTH MAN

2001	Jerald Jenkins, UI
2002	Steve Geary, CP
2003	Lionel Benjamin, CSUN
2004	Nate Harris, USU
2005	Larry Cunningham, UCR
2006	Frank Robinson, CSF
2007	Marcus Crenshaw, CSF

BEST HUSTLE

2001	Ron Johnson, LBSU
2002	Ron Johnson, LBSU
2003	Spencer Nelson, USU
	Nick Jones, UCSB
2004	Spencer Nelson, USU
2005	Spencer Nelson, USU
2006	Chris Devine, UCSB
2007	Terrell Jones, CSUN



ALL-BIG WEST FRESHMAN TEAMS

1979

Bobby Davis, Fresno State
Rod Higgins, Fresno State
Louis Bremond, UC Irvine
Craig Hodges, Long Beach State
Donald Mason, Fresno State

1980

Tyrone Bradley, Fresno State
Lance Ball, Cal State Fullerton
Bryan Roberts, UC Santa Barbara
York Gross, UC Santa Barbara
Laurence Held, Pacific

1981

*Ben McDonald, UC Irvine
Victor Green, Cal State Fullerton
Aaron McCarthy, UC Santa Barbara
Bernard Thompson, Fresno State
David Gilreath, Cal State Fullerton

1982

*Tony Neal, Cal State Fullerton
Michael Dixon, San Jose State
Gary Davis, Cal State Fullerton
Andy Rogers, Pacific
Paul Phifer, San Jose State

1983

*Greg Grant, Utah State
Rich Anema, Pacific
Ivan Verbecki, Long Beach State
Andy Franklin, Pacific
Tod Murphy, UC Irvine
Conner Henry, UC Santa Barbara

1984

*Stony Evans, San Jose State
Gerald Thomas, San Jose State
Freddie Bamks, UNLV
Brent Counts, Pacific
Reid Newey, Utah State
Gerald Wright, New Mexico State

1985

*Reggie Owens, San Jose State
Wayne Engelstad, UC Irvine
Domingo Rosario, Pacific
Richard Robinson, UNLV
James Ray Richardson, Pacific
DeAnthony Langston, Long Beach State

1986

*Mike Mitchell, Fresno State
Jervis Cole, Fresno State
Steve McGlothlin, New Mexico State
Andre Purry, Long Beach State
Carlton Davenport, UC Santa Barbara
Gilbert Pete, Utah State

1987

*Carrick DeHart, UC Santa Barbara
Keith Billingslea, Fresno State
Rudy Harvey, Long Beach State
Keith Hill, New Mexico State
Victor Minniefield, Pacific
Greg Trygstad, UC Santa Barbara

1988

*Stacey Augmon, UNLV
Justin Anderson, UC Irvine
Jon Barry, Pacific
Gary Gray, UC Santa Barbara
Karl James, UNLV
Andre Sims, Fresno State

1989

*Kendall Youngblood, Utah State
Wilbert Hooker, Fresno State
Anderson Hunt, UNLV
Paul Johnson, UC Santa Barbara
Wayne Williams, Cal State Fullerton

1990

*Lucious Harris, Long Beach State
Idris Jones, UC Santa Barbara
Dylan Rigdon, UC Irvine
Kevin Logan, San Jose State
Jeff Von Lutzow, UC Irvine

1991

*Bryon Ruffner, Utah State
Walsh Jordan, Pacific
Mike Brotherton, San Jose State
Glenn Griffin, Pacific
Eric Franson, Utah State

1992

*Doug Muse, UC Santa Barbara
Nathan Wickizer, Utah State
Mike Atkinson, Long Beach State
Reggie Manuel, UNLV
Davon Satterwhite, Fresno State

1993

*Kyle Milling, UC Santa Barbara
Jon Wickizer, Utah State
Shaun Battle, UC Irvine
Chris Ford, UC Santa Barbara
Lawrence Thomas, UNLV

1994

*James Cotton, Long Beach State
Rob Ramaker, UC Santa Barbara
Jermaine Smith, UNLV
Adam Jacobsen, Pacific
Jarobi Kemp, Utah State

1995

*Kevin Simmons, UC Irvine
Chris Dade, Cal State Fullerton
Brian Keefe, UC Irvine
Eric Lee, UNLV
Corey Anders, Pacific

1996

*Charles Gosa, New Mexico State
Kenroy Jarrett, Cal State Fullerton
Mark Richardson, Cal State Fullerton
Aaron Brodt, New Mexico State
Clay McKnight, UC Irvine

1997

*Mike Wozniak, Cal Poly
Mitch Ohnstad, Cal Poly
Brian Johnson, UC Irvine
Juma Jackson, UC Irvine
Andrew Carlson, UC Irvine

1998

*Chris Bjorklund, Cal Poly
Kejuan Woods, Boise State
Jabbar Washington, Cal Poly
Ben Jones, UC Irvine
Brandon Payton, UC Santa Barbara

1999

*Jerry Green, UC Irvine
Eric Channing, New Mexico State
Deginald Erskin, North Texas
Dexter Tennell, North Texas
Tony Brown, Utah State

2000

*Chris Davis, North Texas
Terrance Green, Nevada
Greg Ethington, UC Irvine
Mark Hull, UC Santa Barbara
Jason Miller, North Texas
Tom Cockle, Pacific

2001

*Jamaal Scott, Cal Poly
Adam Parada, UC Irvine
Branduinn Fullove, UC Santa Barbara
Nick Jones, UC Santa Barbara
Varnie Dennis, Cal Poly
Booker Nabors, Boise State
Stanislav Zuzak, UC Irvine

2002

*Ian Boylan, Cal State Northridge
Chris Davis, Cal State Northridge
Joe Frazier, Cal State Northridge
Chris Jenkins, Long Beach State
Rickey Porter, UC Riverside

2003

*Nate Carter, UC Riverside
Jeff Gloger, UC Irvine
Nate Harris, Utah State
Jibril Hodges, Long Beach State
Christian Maraker, Pacific

2004

*Bobby Brown, Cal State Fullerton
Louis Darby, Long Beach State
Lucian Graham, Long Beach State
Kevin Houston, Long Beach State
Thomas Shewmake, Cal State Northridge

2005

*Jaycee Carroll, Utah State
Calvin Chitwood, Cal State Northridge
Larry Cunningham, UC Riverside
Alex Harris, UC Santa Barbara
Jonathan Heard, Cal State Northridge
Dawin Whiten, Cal Poly

2006

*Trae Clark, Cal Poly
Anthony Brown, Pacific
Steffan Johnson, Pacific
Adam Templeton, UC Irvine
Chaz Thomas, Cal Poly

2007

*Henrik Thomsen, UC Riverside
Chad DeCasas, UC Irvine
Michael Hunter, UC Irvine
Justin Joyner, UC Santa Barbara
James Powell, UC Santa Barbara

* Freshman of the Year

Note - The Big West first selected an All-Freshman team in 1979 and a Freshman of the Year in 1981.



BIG WEST PLAYERS OF THE WEEK

1970

Morris Thomas, Cal State Los Angeles
George Trapp, Long Beach State
Mose Adolph, Cal State Los Angeles
Lucius Davis, Fresno State
Ron Knight, Cal State Los Angeles
Doug Rex, UC Santa Barbara

1971

Ed Ratleff, Long Beach State
Mose Adolph, Cal State Los Angeles
Von Jacobsen, San Diego State
Jerry Pender, Fresno State
George Trapp, Long Beach State
John Tschogl, UC Santa Barbara

1972

John Gianelli, Pacific (3)
Ed Ratleff, Long Beach State
John Errecart, Pacific
Jerry Pender, Fresno State
Michael Jackson, Cal State Los Angeles
John Tschogl, UC Santa Barbara
Chris McMurray, San Diego State
Chuck Terry, Long Beach State
Johnnie Skinner, San Jose State
Mose Adolph, Cal State Los Angeles

1973

Ed Ratleff, Long Beach State (2)
Johnnie Skinner, San Jose State
Jim McCargo, Pacific
Brad McNamara, San Diego State
Clarence Metcalfe, Fresno State
Leonard Gray, Long Beach State
Steve Copp, San Diego State
Roscoe Pondexter, Long Beach State
Alfonso Brigham, CS Los Angeles
Raymond Lewis, Cal State Los Angeles
Bob Schachter, UC Santa Barbara

1974

Charles Bailey, Fresno State (3)
Clarence Allen, UC Santa Barbara (2)
Clifton Pondexter, Long Beach State (2)
Jay Hanseth, UC Santa Barbara
Leonard Gray, Long Beach State
John Anderson, San Diego State
Glenn McDonald, Long Beach State
Bob Taylor, Cal State Los Angeles
Pat O'Leary, Fresno State
Bob Gross, Long Beach State
Alfonso Brigham, CS Los Angeles
Steve Becker, UC Santa Barbara
Bill Mallory, Cal State Los Angeles
Allen Bunting, San Diego State

1975

Bob Gross, Long Beach State (2)
Roy Jones, Fresno State (2)
Pete Miller, San Jose State
Keith Young, Pacific
Bob Kovach, San Diego State
Pat Barrett, San Jose State
Earl Hogue, San Jose State
Allen Bunting, San Diego State
Duane Bonner, Cal State Fullerton
Pat O'Leary, Fresno State
Richard Johnson, Long Beach State

1976

Ken Mickey, San Jose State (2)
Greg Bunch, Cal State Fullerton (2)
Steve Copp, San Diego State (2)
Larry Hudson, Long Beach State
Steve Sincok, San Jose State
Keith Anderson, Cal State Fullerton
Anthony McGee, Long Beach State
Will Connelly, San Diego State
Roy Jones, Fresno State

1977

Ken Mickey, San Jose State (2)
Richard Johnson, Long Beach State (2)
Presnell Gilbert, San Diego State
Larry Hudson, Long Beach State
Terence Carney, Pacific
Lloyd McMillian, Long Beach State
Myron Jordan, Pacific
Tex Walker, UC Santa Barbara
Mark Delsman, San Diego State

1978

Wayne Smith, UC Irvine (2)
Sid Williams, San Jose State
Greg Bunch, Cal State Fullerton
Joel Kramer, San Diego State
Wally Rank, San Jose State
Art Williams, Fresno State
Francois Wise, Long Beach State
Russ Coleman, Pacific
Keith Anderson, Cal State Fullerton
Kim Goetz, San Diego State

1979

Mike Niles, Cal State Fullerton
Calvin Roberts, Cal State Fullerton
Dean Hunger, Utah State
Jerry Ocasio, UC Santa Barbara
Matt Waldron, Pacific
Steve McGuire, UC Irvine
Matt Maderos, UC Santa Barbara
Ron Cornelius, Pacific

1980

Michael Wiley, Long Beach State (2)
Francois Wise, Long Beach State (2)
Rich McElrath, Utah State
Dean Hunger, Utah State
Brian Jackson, Utah State
Ron Cornelius, Pacific

1981

Kevin Magee, UC Irvine
Doug Murrey, San Jose State
Rod Higgins, Fresno State
Dino Gregory, Long Beach State
Brian Jackson, Utah State
Donald Mason, Fresno State
Walt Evans, UC Santa Barbara

1982

Leon Wood, Cal State Fullerton (3)
Kevin Magee, UC Irvine (2)
Craig Hodges, Long Beach State (2)
Rod Higgins, Fresno State
Randy Whieldon, UC Irvine
Leo Cunningham, Utah State
Mario Gaines, UC Santa Barbara
Chris McNealy, San Jose State
Richard Anderson, UC Santa Barbara
Bernard Thompson, Fresno State
Matt Waldron, Pacific

1983

Sidney Green, UNLV (2)
Bernard Thompson, Fresno State (2)
York Gross, UC Santa Barbara (2)
Greg Grant, Utah State
Chris McNealy, San Jose State
Jeff Collins, UNLV
Leon Wood, Cal State Fullerton
Drew Rodgers, Pacific
Ben McDonald, UC Irvine
Ricky Mixon, Cal State Fullerton
Larry Anderson, UNLV
Tony Neal, Cal State Fullerton
Bob Thornton, Cal State Fullerton
Ron Anderson, Fresno State

1984

Leon Wood, Cal State Fullerton (2)
Greg Grant, Utah State (2)
Ron Anderson, Fresno State (2)
Ed Catchings, UNLV
Steve Colter, New Mexico State
Danny Tarkanian, UNLV
Andre Patterson, New Mexico State
George Turner, UC Irvine
Richie Adams, UNLV
Tod Murphy, UC Irvine
Joedy Gardner, Long Beach State
Mitch Arnold, Fresno State
Ben McDonald, UC Irvine

1985

Armon Gilliam, UNLV (2)
Kevin Henderson, Cal State Fullerton (2)
Vince Washington, Utah State
Ward Farris, San Jose State
Tod Murphy, UC Irvine
Andy Franklin, Pacific
Johnny Rogers, UC Irvine
Scott Fisher, UC Santa Barbara
Greg Grant, Utah State
Gilbert Wilburn, New Mexico State
Scott Barnes, Fresno State
Reggie Owens, San Jose State

1986

Gilbert Wilburn, New Mexico State (3)
Freddie Banks, UNLV (2)
Greg Grant, Utah State (2)
Kenny Travis, New Mexico State (2)
Kevin Henderson, Cal State Fullerton
Tod Murphy, UC Irvine
Ricky Berry, San Jose State
Khris Fortson, UC Santa Barbara
Johnny Rogers, UC Irvine
Rich Anema, Pacific

1987

Kenny Travis, New Mexico State (2)
Richard Morton, Cal State Fullerton (2)
Armon Gilliam, UNLV (2)
Freddie Banks, UNLV (2)
Ricky Berry, San Jose State (2)
Henry Turner, Cal State Fullerton
Mark Wade, UNLV
Scott Brooks, UC Irvine
Wayne Engelstad, UC Irvine
Carrick DeHart, UC Santa Barbara

1988

Wayne Engelstad, UC Irvine (2)
Brian Shaw, UC Santa Barbara (2)
Carrick DeHart, UC Santa Barbara
Jeff Anderson, Utah State
Virgil Harris, New Mexico State
Kevin Nixon, Utah State
Stacey Augmon, UNLV
Ricky Berry, San Jose State
Andre Purry, Long Beach State
Dan Conway, Utah State
Jervis Cole, Fresno State
Gerald Paddio, UNLV
Mike Doyle, UC Santa Barbara
Henry Turner, Cal State Fullerton

1989

Cedric Ceballos, Cal State Fullerton (2)
David Butler, UNLV
Eric McArthur, UC Santa Barbara
Anderson Hunt, UNLV
Jervis Cole, Fresno State
John Hatten, Long Beach State
Johnny Roberson, New Mexico State
Ricky Butler, UC Irvine
Dan Conway, Utah State
Wayne Williams, Cal State Fullerton
Mike Doktorczyk, UC Irvine
Mike Doyle, UC Santa Barbara
Keith Hill, New Mexico State

1990

Larry Johnson, UNLV (2)
Eric McArthur, UC Santa Barbara (2)
Carrick DeHart, UC Santa Barbara
James Anderson, New Mexico State
Troy Batiste, San Jose State
Anderson Hunt, UNLV
Lucious Harris, Long Beach State
Randy Brown, New Mexico State
Keith Hill, New Mexico State
Darrel White, Utah State
Cedric Ceballos, Cal State Fullerton
Moses Scurry, UNLV
Kenne Young, San Jose State
Dylan Rigdon, UC Irvine
Dell Demps, Pacific

1991

Larry Johnson, UNLV (4)
Joe Small, Cal State Fullerton (2)
Kendall Youngblood, Utah State (2)
Jay Goodman, Utah State
Terry Cannon, San Jose State
Reggie Jordan, New Mexico State
Anderson Hunt, UNLV
Ricky Butler, UC Irvine
Stacey Augmon, UNLV
Don Lyttle, Pacific
Bobby Sears, Long Beach State
Gary Gray, UC Santa Barbara

1992

Lucius Davis, UC Santa Barbara (4)
Agee Ward, Cal State Fullerton (2)
J.R. Rider, UNLV (2)
Kendall Youngblood, Utah State (2)
Lucious Harris, Long Beach State (2)
Elmore Spencer, UNLV
Sam Crawford, New Mexico State
Terry Cannon, San Jose State
Evric Gray, UNLV
Bryon Russell, Long Beach State
Dell Demps, Pacific

1993

J.R. Rider, UNLV (3)
Sam Crawford, New Mexico State (2)
Jeff Von Lutzow, UC Irvine
Don Leary, Cal State Fullerton
Rod Hay, Utah State
Lucious Harris, Long Beach State
Bryon Russell, Long Beach State
Jay Goodman, Utah State
Tony Amundsen, Pacific
Aaron Sunderland, Cal State Fullerton



BIG WEST PLAYERS OF THE WEEK

1994

Reggie Manuel, UNLV (2)
Chris Brown, UC Irvine (2)
Michael Jackson, Pacific
Lance Jackson, New Mexico State
Jimmy Moore, Nevada
James Dockery, New Mexico State
Terry Cannon, San Jose State
Rod Hannibal, Long Beach State
Thomas Wyatt, New Mexico State
Jerry Hogan, Nevada
Mike Atkinson, Long Beach State
Nate Wickizer, Utah State

1995

Eric Franson, Utah State (3)
Brian Green, Nevada (2)
Eathan O'Bryant, Nevada (2)
Thomas Wyatt, New Mexico State
Charles Jones, Pacific
Winston Peterson, Cal State Fullerton
Kevin Simmons, UC Irvine
Raimonds Miglinieks, UC Irvine
Joe McNaul, Long Beach State
Corwin Woodard, Utah State
Brad Quinet, San Jose State
Rodney Walker, New Mexico State

1996

Brian Green, Nevada (2)
James Cotton, Long Beach State (2)
Daniel Watts, Nevada (2)
Rasul Salahuddin, Long Beach State
Roy Hammonds, San Jose State
Jermaine Smith, UNLV
Kevin Simmons, UC Irvine
Mark Flick, UC Santa Barbara
Raimonds Miglinieks, UC Irvine
Enoch Davis, New Mexico State
Olivier Saint-Jean, San Jose State
Damien Edwards, Nevada
Brian Keefe, UC Irvine
Adam Jacobsen, Pacific
Sam Allen, San Jose State

1997

Raymond Tutt, UC Santa Barbara (4)
Antoine Hubbard, New Mexico State (2)
Faron Hand, Nevada (2)
James Cotton, Long Beach State (2)
Chris Dade, Cal State Fullerton
John Williams, Cal State Fullerton
Maurice Spillers, Utah State
Rayne Mahaffey, Pacific
Enoch Davis, New Mexico State
T.J. Atkins, North Texas

1998

Michael Olowokandi, Pacific (5)
Roberto Bergersen, Boise State (3)
Andrew Betts, Long Beach State (2)
Avery Curry, Idaho (2)
Robin Kennedy, Nevada
Adam Jacobsen, Pacific
Donnie Johnson, Utah State
Denmark Reid, New Mexico State
Charles Gosa, New Mexico State
Paul Culbertson, Nevada

1999

Roberto Bergersen, Boise State (4)
Donnie Johnson, Utah State (2)
Derrick Allen, UC Santa Barbara
B.J. Bunton, UC Santa Barbara
Matt Caldwell, Cal State Fullerton
Deginald Erskin, North Texas
Charles Gosa, New Mexico State
Ike Harmon, Cal State Fullerton
Ramel Lloyd, Long Beach State
Jeremiah Mayes, Cal Poly
Clay McKnight, Pacific
Troy Rolle, Utah State
Dexter Tennell, North Texas
Mike Wozniak, Cal Poly

2000

Mate Milisa, Long Beach State (3)
Billy Keys, New Mexico State
James Williams, Long Beach State
Terrance Green, Nevada
Shawn Daniels, Utah State
Chris Bjorklund, Cal Poly
Jerry Green, UC Irvine
Eric Channing, New Mexico State
Adrian McCullough, Nevada
Chris Davis, North Texas
Brandon Payton, UC Santa Barbara
Justin Lyons, Boise State
Jason King, Cal Poly
Tony Brown, Utah State
Tommy Zapata, Nevada

2001

Jerry Green, UC Irvine (4)
Abe Jackson, Boise State (3)
Travis Reed, Long Beach State (3)
Malachi Edmond, UC Irvine
Tony Brown, Utah State
Lemi Williams, Long Beach State
Jamaal Scott, Cal Poly
Curtis Bobb, Utah State
Ramel Lloyd, Long Beach State
Mike Vukovich, UC Santa Barbara
Shawn Daniels, Utah State
Nick Jones, UC Santa Barbara

2002

Jerry Green, UC Irvine (3)
Desmond Penigar, Utah State (3)
Brandon Beeson, Cal Poly (2)
Markus Carr, Cal State Northridge (2)
Travis Reed, Long Beach State (2)
Demetrius Jackson, Pacific
Pape Sow, Cal State Fullerton
Mark Hull, UC Santa Barbara
Tony Brown, Utah State
Adama Ndiaye, UC Santa Barbara
Kevin Roberts, Long Beach State

2003

Christian Maraker, Pacific (2)
Demetrius Jackson, Pacific (2)
Mike Hood, UC Irvine (2)
Branduin Fullove, UC Santa Barbara (2)
Dwayne Williams, Idaho
Mark Brown, Utah State
Ian Boylan, Cal State Northridge
Armand Thomas, Cal State Northridge

Desmond Penigar, Utah State
Spencer Nelson, Utah State
Curtis Slaughter, Cal State Northridge
Jordan Harris, UC Irvine
Tony Darden, Long Beach State
Tyrone Hayes, Idaho

2004

Nate Harris, Utah State (3)
Miah Davis, Pacific (2)
Nick Enzweiler, Cal Poly
Mark Brown, Utah State
Bobby Brown, Cal State Fullerton
Anthony Bolton, Cal State Fullerton
Casey Cook, UC Santa Barbara
Kameron Gray, Cal Poly
Louis Darby, Long Beach State
Spencer Nelson, Utah State
Adam Parada, UC Irvine
Dwayne Williams, Idaho
Ian Boylan, Cal State Northridge
Guillaume Yango, Pacific
Pape Sow, Cal State Fullerton

2005

Guillaume Yango, Pacific (3)
Spencer Nelson, Utah State (3)
Bobby Brown, Cal State Fullerton (2)
Davin White, Cal State Northridge (2)
Josh Davis, UC Santa Barbara
Rickey Porter, UC Riverside
Nate Harris, Utah State
Nick Enzweiler, Cal Poly
Ross Schraeder, UC Irvine
Dandrick Jones, Idaho
Christian Maraker, Pacific
David Doubly, Pacific
Ralph Holmes, Cal State Fullerton

2006

Christian Maraker, Pacific (3)
Bobby Brown, Cal State Fullerton (2)
Darren Fells, UC Irvine
Mike Efeverberha, Cal State Northridge
Rickey Porter, UC Riverside
Aaron Fitzgerald, UC Irvine
Davin Whiten, Cal Poly
Tyler McGinn, Cal Poly
Anthony Esparza, Pacific
Cecil Brown, UC Santa Barbara
Shawn Hawkins, Long Beach State
Mike Webb, Pacific
Steve Williams, UC Riverside

2007

Aaron Nixon, Long Beach State (5)
Alex Harris, UC Santa Barbara (2)
Chris Devine, UC Santa Barbara
Justin Burns, Cal State Fullerton
Calvin Chitwood, Cal State Northridge
Bobby Brown, Cal State Fullerton
Sterling Byrd, Long Beach State
Jonathan Heard, Cal State Northridge
Scott Cutley, Cal State Fullerton
Larry Cunningham, UC Riverside
Davin Whiten, Cal Poly
Derek Stockalper, Cal Poly
Dreshawn Vance, Cal Poly

Most Player of the Week Honors

Career

<u>Name, School</u>	<u>No.</u>
Jerry Green, UC Irvine	8
Roberto Bergersen, Boise State	7
Bobby Brown, Cal State Fullerton	6
Christian Maraker, Pacific	6
Larry Johnson, UNLV	6
Greg Grant, Utah State	6
Leon Wood, Cal State Fullerton	6
Aaron Nixon, Long Beach State	5
Travis Reed, Long Beach State	5
Michael Olowokandi, Pacific	5
J.R. Rider, UNLV	5
Spencer Nelson, Utah State	5
Raymond Tutt, UC Santa Barbara	4
James Cotton, Long Beach State	4
Brian Green, Nevada	4
Lucius Davis, UC Santa Barbara	4
Kendall Youngblood, Utah State	4
Lucious Harris, Long Beach State	4
Ricky Berry, San Jose State	4
Kenny Travis, New Mexico State	4
Gilbert Wilburn, New Mexico State	4
Armon Gilliam, UNLV	4
Ken Mickey, San Jose State	4
Ed Ratleff, Long Beach State	4
Desmond Penigar, Utah State	4
Guillaume Yango, Pacific	4
Nate Harris, Utah State	4
Demetrius Jackson, Pacific	3
Tony Brown, Utah State	3
Donnie Johnson, Utah State	3
Mate Milisa, Long Beach State	3
Abe Jackson, Boise State	3
Eric Franson, Utah State	3
Sam Crawford, New Mexico State	3
Eric McArthur, UC Santa Barbara	3
Cedric Ceballos, Cal State Fullerton	3
Anderson Hunt, UNLV	3
Carrick DeHart, UC Santa Barbara	3
Wayne Engelstad, UC Irvine	3
Tod Murphy, UC Irvine	3
Ron Anderson, Fresno State	3
Bernard Thompson, Fresno State	3
Kevin Magee, UC Irvine	3
Francois Wise, Long Beach State	3
Richard Johnson, Long Beach State	3
Greg Bunch, Cal State Fullerton	3
Bob Gross, Long Beach State	3
Roy Jones, Fresno State	3
Clifton Pondexter, Long Beach State	3
Steve Copp, San Diego State	3
Mose Adolph, Cal State Los Angeles	3
Charles Bailey, Fresno State	3
John Gianelli, Pacific	3

Most Player of the Week Honors

Single Season

<u>Name, School (season)</u>	<u>No.</u>
Aaron Nixon, Long Beach State ('07)	5
Michael Olowokandi, Pacific ('98)	5
Jerry Green, UC Irvine ('01)	4
Roberto Bergersen, Boise State ('99)	4
Raymond Tutt, UC Santa Barbara ('97)	4
Lucius Davis, UC Santa Barbara ('92)	4
Larry Johnson, UNLV ('91)	4
Christian Maraker, Pacific ('06)	3
Spencer Nelson, Utah State ('05)	3
Guillaume Yango, Pacific ('05)	3
Nate Harris, Utah State ('04)	3
Jerry Green, UC Irvine ('02)	3
Desmond Penigar, Utah State ('02)	3
Abe Jackson, Boise State ('01)	3
Travis Reed, Long Beach State ('01)	3
Mate Milisa, Long Beach State ('00)	3
Roberto Bergersen, Boise State ('98)	3
Eric Franson, Utah State ('95)	3
J.R. Rider, UNLV ('93)	3
Gilbert Wilburn, New Mexico State ('86)	3
Leon Wood, Cal State Fullerton ('82)	3
Charles Bailey, Fresno State ('74)	3
John Gianelli, Pacific ('72)	3



BIG WEST ALL-AMERICANS

CONSENSUS

First Team

Ed Ratleff, Long Beach State, 1972
Ed Ratleff, Long Beach State, 1973
Larry Johnson, UNLV, 1990
Larry Johnson, UNLV, 1991

Second Team

Kevin Magee, UC Irvine, 1982
Sidney Green, UNLV, 1983
Armon Gilliam, UNLV, 1987

NABC

First Team

Ed Ratleff, Long Beach State, 1972
Ed Ratleff, Long Beach State, 1973
Larry Johnson, UNLV, 1990
Larry Johnson, UNLV, 1991
Stacey Augmon, UNLV, 1991

Second Team

Kevin Magee, UC Irvine, 1982
Leon Wood, Cal State Fullerton, 1984
Armon Gilliam, UNLV, 1987
J.R. Rider, UNLV, 1993

Third Team

Sidney Green, UNLV, 1983

Honorable Mention

Brian Shaw, UC Santa Barbara, 1987
Brian Shaw, UC Santa Barbara, 1988
Carrick DeHart, UC Santa Barbara, 1990
Eric McArthur, UC Santa Barbara, 1990
Lucius Davis, UC Santa Barbara, 1991
Michael Olowokandi, Pacific, 1998

USBWA

First Team

Ed Ratleff, Long Beach State, 1972
Ed Ratleff, Long Beach State, 1973
Kevin Magee, UC Irvine, 1982
Sidney Green, UNLV, 1983
Leon Wood, Cal State Fullerton, 1984
Larry Johnson, UNLV, 1990
Larry Johnson, UNLV, 1991

Second Team

Armon Gilliam, UNLV, 1987
Stacey Augmon, UNLV, 1991
J.R. Rider, UNLV, 1993

Note: Prior to 1985 season the USBWA selected one 10-man team

ASSOCIATED PRESS

First Team

Ed Ratleff, Long Beach State, 1972
Ed Ratleff, Long Beach State, 1973
Kevin Magee, UC Irvine, 1981
Kevin Magee, UC Irvine, 1982
Larry Johnson, UNLV, 1990
Larry Johnson, UNLV, 1991
Stacey Augmon, UNLV, 1991

Second Team

John Gianelli, Pacific, 1972
Leon Wood, Cal State Fullerton, 1984
Armon Gilliam, UNLV, 1987
J.R. Rider, UNLV, 1993

ASSOCIATED PRESS

Third Team

Brian Shaw, UC Santa Barbara, 1988

Honorable Mention

Ron Cornelius, Pacific, 1980 & 1981
Wally Rank, San Jose State, 1980
Sid Williams, San Jose State, 1981
Rod Higgins, Fresno State, 1981 & 1982
Matt Waldron, Pacific, 1982
Chris McNealy, San Jose State, 1982 & 1983
Bernard Thompson, Fresno State, 1984
Ron Anderson, Fresno State, 1984
Mitch Arnold, Fresno State, 1985
Tod Murphy, UC Irvine, 1985
Ricky Berry, San Jose State, 1986, 1987 & 1988
Brian Shaw, UC Santa Barbara, 1987
Stacey Augmon, UNLV, 1989 & 1990
Cedric Ceballos, Cal State Fullerton, 1989 & 1990
Greg Anthony, UNLV, 1990 & 1991
Eric McArthur, UC Santa Barbara, 1990
George Ackles, UNLV 1991
Anderson Hunt, UNLV, 1991
Lucius Davis, UC Santa Barbara, 1992
Sam Crawford, New Mexico State, 1993
Dedan Thomas, UNLV, 1993
Jerry Green, UC Irvine, 2001 & 2002
Branduinn Fullove, UC Santa Barbara, 2003
Miah Davis, Pacific, 2004
David Doubly, Pacific, 2005
Christian Maraker, Pacific, 2006
Aaron Nixon, Long Beach State, 2007

UPI

First Team

Ed Ratleff, Long Beach State, 1972
Ed Ratleff, Long Beach State, 1973
Larry Johnson, UNLV, 1990
Larry Johnson, UNLV, 1991

Second Team

Kevin Magee, UC Irvine, 1982
Leon Wood, Cal State Fullerton, 1984
Armon Gilliam, UNLV, 1987
Stacey Augmon, UNLV, 1991
J.R. Rider, UNLV, 1993

Third Team

Sidney Green, UNLV, 1983

Honorable Mention

Clifton Pondexter, Long Beach State, 1974
Ron Cornelius, Pacific, 1980
Ron Cornelius, Pacific, 1981
Donald Mason, Fresno State, 1981
Rod Higgins, Fresno State, 1981
Rod Higgins, Fresno State, 1982
Bernard Thompson, Fresno State, 1983
Bernard Thompson, Fresno State, 1984
Ron Anderson, Fresno State, 1984
Brian Shaw, UC Santa Barbara, 1987
Brian Shaw, UC Santa Barbara, 1988
Ricky Berry, San Jose State, 1988
Stacey Augmon, UNLV, 1989
Stacey Augmon, UNLV, 1990
Eric McArthur, UC Santa Barbara, 1990
Greg Anthony, UNLV, 1991
Anderson Hunt, UNLV, 1991

THE SPORTING NEWS

First Team

Leon Wood, Cal State Fullerton, 1984
Larry Johnson, UNLV, 1990
Larry Johnson, UNLV, 1991

Second Team

Kevin Magee, UC Irvine, 1982
Sidney Green, UNLV, 1983

Honorable Mention

Sam Robinson, Long Beach State, 1970
George Trapp, Long Beach State, 1971
Chuck Terry, Long Beach State, 1972
Leonard Gray, Long Beach State, 1974
Lloyd McMillan, Long Beach State, 1977
Ricky Williams, Long Beach State, 1979
Michael Wiley, Long Beach State, 1980
Ron Cornelius, Pacific, 1980
Ron Cornelius, Pacific, 1981
Donald Mason, Fresno State, 1981
Rod Higgins, Fresno State, 1982
Mitch Arnold, Fresno State, 1985
Brian Shaw, UC Santa Barbara, 1987
Brian Shaw, UC Santa Barbara, 1988
Stacey Augmon, UNLV, 1989
David Butler, UNLV, 1989
Cedric Ceballos, Cal State Fullerton, 1989
Carrick DeHart, UC Santa Barbara, 1990
Eric McArthur, UC Santa Barbara, 1990
Lucius Davis, UC Santa Barbara, 1992

BASKETBALL AMERICA

Honorable Mention

Jerry Green, UC Irvine, 2002
Tony Brown, Utah State, 2002

BASKETBALL NEWS

Honorable Mention

Jerry Green, UC Irvine, 2002

BASKETBALL TIMES

All-Mid Major

Jerry Green, UC Irvine, 2001 & 2002
Tony Brown, Utah State, 2002

COSIDA ALL-ACADEMIC

Steve Copp, San Diego State, 1976
Dean Hunger, Utah State, 1980
Larry Bergeson, Utah State, 1982
Danny Tarkanian, UNLV, 1983
Danny Tarkanian, UNLV, 1984
Eric Franson, Utah State, 1996
Eric Channing, New Mexico State, 2000

COLLEGEINSIDER.COM

Freshman All-American

Michael Hunter, UC Irvine, 2007
Henrik Thomsen, UC Riverside, 2007



BIG WEST TOURNAMENT RESULTS

1976
**Stockton Civic Auditorium,
March 6-7**

Semifinals:
(3) San Diego State 67, (2) San Jose State 64
(4) Pacific 72, (1) Cal State Fullerton 64

Championship:
San Diego State 76, Pacific 64

1977
*First round host teams, March 2

First Round:
* (4) Cal State Fullerton 79, (5) Pacific 68
* (3) San Jose State 71, (6) UC Santa Barbara 52
* (2) San Diego State 51, (7) Fresno State 41

**Anaheim Convention Center,
March 5-6**

Semifinals:
San Jose State 75, San Diego State 74
(1) Long Beach State 65, Cal State Fullerton 64 (OT)

Championship:
Long Beach State 76, San Jose State 63

1978
**Anaheim Convention Center,
March 2-4**

First Round:
(5) Long Beach State 84, (4) Pacific 82
(3) Cal State Fullerton 88, (6) San Jose State 78
(2) San Diego State 96, (7) UC Santa Barbara 50

Semifinals:
Cal State Fullerton 64, San Diego State 50
Long Beach State 68, (1) Fresno State 62 (OT)

Championship:
Cal State Fullerton 64, Long Beach State 53

1979
**Anaheim Convention Center,
March 1-3**

First Round:
(3) Fresno State 75, (6) UC Santa Barbara 62
(2) Utah State 85, (7) San Jose State 78
(5) Long Beach State 79, (4) Cal State Fullerton 70
(1) Pacific 57, (8) UC Irvine 52

Semifinals:
Pacific 74, Long Beach State 69
Utah State 81, Fresno State 74

Championship:
Pacific 82, Utah State 73

1980
**Anaheim Convention Center,
February 28-March 1**

First Round:
(4) San Jose State 73, (5) UC Santa Barbara 66
(2) Long Beach State 64, (7) UC Irvine 56
(3) Pacific 70, (6) Cal State Fullerton 58

Semifinals:
San Jose State 94, (1) Utah State 68
Long Beach State 72, Pacific 70

Championship:
San Jose State 57, Long Beach State 55

1981
**Anaheim Convention Center,
March 5-7**

First Round:
(2) San Jose State 63, (7) Cal State Fullerton 54
(3) Long Beach State 83, (6) Pacific 77
(5) Utah State 93, (4) UC Irvine 90

Semifinals:
(1) Fresno State 71, Utah State 57
San Jose State 64, Long Beach State 50

Championship:
Fresno State 52, San Jose State 48

1982
Anaheim Convention Center, March 3-5

First Round:
(3) Cal State Fullerton 64, (6) Pacific 52
(2) UC Irvine 90, (7) Utah State 64
(4) Long Beach State 71, (5) San Jose State 68

Semifinals:
(1) Fresno State 76, Long Beach State 55
Cal State Fullerton 62, UC Irvine 61

Championship:
Fresno State 69, Cal State Fullerton 57

1983
Inglewood Forum, March 10-12

First Round:
(6) San Jose State 80, (3) Utah State 66
(4) Fresno State 86, (5) UC Irvine 68
(1) UNLV 74, (8) Pacific 67
(7) Long Beach State 61, (2) Cal State Fullerton 59

Semifinals:
UNLV 67, Long Beach State 64
Fresno State 53, San Jose State 47 (OT)

Championship:
UNLV 66, Fresno State 63 (OT)

1984
Inglewood Forum, March 8-10

First Round:
(4) Utah State 79, (5) New Mexico State 77
(2) UC Irvine 77, (7) Long Beach State 65
(1) UNLV 70, (8) San Jose State 55
(3) Fresno State 53, (6) Cal State Fullerton 51

Semifinals:
UNLV 91, Utah State 78
Fresno State 71, UC Irvine 57

Championship:
Fresno State 51, UNLV 49

1985
Inglewood Forum, March 7-9

First Round:
(5) San Jose State 92, (4) Utah State 56
(3) Cal State Fullerton 79, (6) UC Irvine 68
(1) UNLV 89, (8) Pacific 58
(2) Fresno State 56, (7) UC Santa Barbara 50

Semifinals:
Cal State Fullerton 56, Fresno State 54
UNLV 60, San Jose State 59

Championship:
UNLV 79, Cal State Fullerton 61

1986
Inglewood Forum, March 6-8

First Round:
(5) Pacific 55, (4) San Jose State 53
(3) New Mexico State 74, (6) Utah State 71
(1) UNLV 68, (8) Fresno State 49
(7) Cal State Fullerton 66, (2) UC Irvine 58

Semifinals:
UNLV 75, Cal State Fullerton 65
New Mexico State 75, Pacific 61

Championship:
UNLV 75, New Mexico State 55

1987
Inglewood Forum, March 5-7

First Round:
(3) San Jose State 71, (6) New Mexico State 54
(2) UC Santa Barbara 87, (7) Utah State 79
(5) Cal State Fullerton 97, (4) UC Irvine 81
(1) UNLV 105, (8) Long Beach State 70

Semifinals:
UNLV 99, Cal State Fullerton 65
San Jose State 70, UC Santa Barbara 69

Championship:
UNLV 94, San Jose State 69

1988
**Inglewood Forum,
March 9-12**

First Round:
(8) Cal State Fullerton 73, (9) Fresno State 59
(7) San Jose State 76, (10) Pacific 60

Second Round:
(5) UC Irvine 74, (4) Long Beach State 69
(2) Utah State 80, San Jose State 72
(3) UC Santa Barbara 56, (6) New Mexico State 52
(1) UNLV 61, Cal State Fullerton 56

Semifinals:
UC Irvine 74, UNLV 70
Utah State 73, UC Santa Barbara 66

Championship:
Utah State 86, UC Irvine 79

1989
**Long Beach Arena,
March 8-11**

First Round:
(7) Fresno State 64, (10) San Jose State 60
(8) UC Irvine 68, (9) Pacific 62

Second Round:
(4) Cal State Fullerton 87, (5) Utah State 86 (OT)
(3) UC Santa Barbara 69, (6) Long Beach State 57
(2) New Mexico State 60, Fresno State 59
(1) UNLV 102, UC Irvine 82

Semifinals:
UNLV 99, Cal State Fullerton 83
New Mexico State 67, UC Santa Barbara 63

Championship:
UNLV 68, New Mexico State 62

1990
**Long Beach Arena,
March 7-11**

First Round:
(7) Cal State Fullerton 82, (10) UC Irvine 63
(9) Fresno State 71, (8) San Jose State 56

Second Round:
(1) New Mexico State 72, Fresno State 66
(4) Long Beach State 86, (5) Utah State 68
(6) Pacific 65, (3) UC Santa Barbara 62
(2) UNLV 115, Cal State Fullerton 93

Semifinals:
Long Beach State 90, New Mexico State 85
UNLV 99, Pacific 72

Championship:
UNLV 92, Long Beach State 74

1991
**Long Beach Arena,
March 8-10**

First Round:
(3) Pacific 74, (6) Cal State Fullerton 67
(1) UNLV 49, (8) Long Beach State 29
(7) Fresno State 88, (2) New Mexico State 82
(5) UC Santa Barbara 80, (4) Utah State 76

Semifinals:
Fresno State 87, Pacific 70
UNLV 95, UC Santa Barbara 67

Championship:
UNLV 98, Fresno State 74

1992
**Long Beach Arena,
March 13-15**

First Round:
(8) UC Irvine 88, (1) UC Santa Barbara 67
(5) Pacific 86, (4) Utah State 69
(3) Long Beach State 77, (6) Cal State Fullerton 71
(2) New Mexico State 86, (7) Fresno State 85 (OT)

Semifinals:
Pacific 81, UC Irvine 69
New Mexico State 88, Long Beach State 72

Championship:
New Mexico State 74, Pacific 73

BIG WEST TOURNAMENT RESULTS

1993

**Long Beach Arena,
March 12-14**

First Round:

- (6) UC Santa Barbara 57, (3) Pacific 54
(1) New Mexico State 87, (8) UC Irvine 76
(2) UNLV 104, (7) Utah State 86
(4) Long Beach State 80, (5) Cal State Fullerton 68

Semifinals:

- New Mexico State 82, UC Santa Barbara 77
Long Beach State 79, UNLV 77

Championship:

- Long Beach State 70, New Mexico State 62

1994

Thomas & Mack Center, March 10-13

First Round:

- (10) UC Irvine 53, (7) UC Santa Barbara 48
(9) Nevada 68, (8) Cal State Fullerton 64

Second Round:

- UC Irvine 78, (2) Utah State 68
(6) Pacific 87, (3) Long Beach State 74
(5) UNLV 83, (4) San Jose State 69
(1) New Mexico State 68, Nevada 67 (OT)

Semifinals:

- UC Irvine 82, Pacific 78
New Mexico State 82, UNLV 64

Championship:

- New Mexico State 70, UC Irvine 64

1995

Thomas & Mack Center, March 9-12

First Round:

- (7) UNLV 77, (10) San Jose State 66
(8) UC Irvine 76, (9) Cal State Fullerton 69

Second Round:

- (2) New Mexico State 96, UNLV 76
(3) Long Beach State 67, (6) UC Santa Barbara 64
UC Irvine 76, (1) Utah State 72
(4) Nevada 64, (5) Pacific 62

Semifinals:

- Long Beach State 87, New Mexico State 79
Nevada 88, UC Irvine 69

Championship:

- Long Beach State 76, Nevada 69 (OT)

1996

Lawlor Events Center, March 8-10

First Round:

- (4) Utah State 70, (5) Nevada 65
(6) San Jose State 77, (3) Pacific 57

Semifinals:

- Utah State 86, (1) Long Beach State 73
San Jose State 71, (2) UC Irvine 67

Championship:

- San Jose State 76, Utah State 75 (OT)

1997

Lawlor Events Center, March 7-9

First Round:

- (W1) Pacific 68, (E4) Boise State 52
(E2) Utah State 81, (W3) UC Santa Barbara 66
(E1) Nevada 80, (W4) Cal State Fullerton 55
(E3) New Mexico State 88, (W2) Long Beach State 76

Semifinals:

- Pacific 71, Utah State 54
Nevada 80, New Mexico State 63

Championship:

- Pacific 63, Nevada 55

1998

Lawlor Events Center, March 6-8

First Round:

- (E1) Utah State 69, (W4) Long Beach State 61
(W2) Cal State Fullerton 89, (E3) Boise State 82
(W1) Pacific 82, (E4) Idaho 74
(E2) Nevada 81, (W3) UC Irvine 72

Semifinals:

- Utah State 65, Cal State Fullerton 56
Pacific 67, Nevada 62

Championship:

- Utah State 78, Pacific 63

1999

Lawlor Events Center, March 4-6

First Round:

- (W1) UC Santa Barbara 75, (E4) Utah State 74
(E2) New Mexico State 89, (W3) Pacific 78
(E1) Boise State 77, (W4) Cal State Fullerton 60
(W2) Long Beach State 81, (E3) Idaho 76

Semifinals:

- New Mexico State 78, UC Santa Barbara 67
Boise State 71, Long Beach State 58

Championship:

- New Mexico State 79, Boise State 69

2000

Lawlor Events Center, March 9-11

First Round:

- (W1) Long Beach State 97, (E4) Idaho 86
(E2) New Mexico State 70, (W3) UC Irvine 51
(E1) Utah State 64, (W4) Pacific 41
(E3) Nevada 85, (W2) UC Santa Barbara 78

Semifinals:

- New Mexico State 89, Long Beach State 84 (OT)
Utah State 69, Nevada 64

Championship:

- Utah State 71, New Mexico State 66

2001

**Anaheim Convention Center
March 8-10**

First Round:

- (6) Boise State 95, (3) Long Beach State 70
(2) Utah State 74, (7) Cal State Fullerton 43
(1) UC Irvine 71, (8) Cal Poly 66
(5) Pacific 71, (4) UC Santa Barbara 69 (OT)

Semifinals:

- Utah State 67, Boise State 48
Pacific 74, UC Irvine 58

Championship:

- Utah State 50, Pacific 38

2002

**Anaheim Convention Center
March 7-9**

First Round:

- (4) Pacific 78, (5) Cal State Northridge 66
(1) Utah State 61, (8) Idaho 41
(2) UC Irvine 72, (7) Long Beach State 65
(3) UC Santa Barbara 74, (6) Cal Poly 65

Semifinals:

- Utah State 69, Pacific 65
UC Santa Barbara 66, UC Irvine 61

Championship:

- UC Santa Barbara 60, Utah State 56

2003

**Anaheim Convention Center
March 13-15**

First Round:

- (4) Cal Poly 54, (5) Idaho 50
(1) UC Santa Barbara 53, (8) Pacific 44
(2) UC Irvine 70, (7) Cal State Northridge 64 (OT)
(3) Utah State 89, (6) Cal State Fullerton 83 (OT)

Semifinals:

- Cal Poly 67, UC Santa Barbara 52
Utah State 62, UC Irvine 55

Championship:

- Utah State 57, Cal Poly 54

2004

**Anaheim Convention Center
March 10-13**

First Round:

- (#5) UC Riverside 72, (#8) Cal Poly 63
(#6) CS Northridge 80, (#7) CS Fullerton 70

Quarterfinals:

- Cal State Northridge 61, (#3) UC Santa Barbara 58
(#4) Idaho 66, UC Riverside 58

Semifinals:

- Cal State Northridge 63, (#1) Utah State 62
(#2) Pacific 67, Idaho 61

Championship:

- Pacific 75, Cal State Northridge 73

2005

**Anaheim Convention Center
March 9-12**

First Round:

- (#5) UC Irvine 80, (#8) Idaho 67
(#7) UC Santa Barbara 55, (#6) Long Beach State 49

Quarterfinals:

- (#3) Cal State Fullerton 66, UC Santa Barbara 55
(#4) Cal State Northridge 72, UC Irvine 56

Semifinals:

- (#1) Pacific 63, (#4) Cal State Northridge 61
(#2) Utah State 84, (#3) Cal State Fullerton 77

Championship:

- Utah State 65, Pacific 52

2006

**Anaheim Convention Center
March 8-11**

First Round:

- (#5) UC Santa Barbara 76, (#8) UC Riverside 44
(#6) CS Fullerton 73, (#7) CS Northridge 63

Quarterfinals:

- (#3) Long Beach State 94, Cal State Fullerton 91
(#4) Cal Poly 57, UC Santa Barbara 50

Semifinals:

- (#1) Pacific 68, Cal Poly 57
Long Beach State 75, (#2) UC Irvine 73

Championship:

- Pacific 78, Long Beach State 70

2007

**Anaheim Convention Center
March 7-10**

First Round:

- (#5) UC Irvine 53, (#8) UC Riverside 52
(#7) Pacific 71, (#6) Cal State Northridge 54

Quarterfinals:

- (#3) Cal State Fullerton 100, Pacific 92 (2OT)
UC Irvine 70, (#4) UC Santa Barbara 52

Semifinals:

- (#1) Long Beach State 77, UC Irvine 63
(#2) Cal Poly 81, Cal State Fullerton 56

Championship:

- Long Beach State 94, Cal Poly 83

CAL POLY
MUSTANGS



Big West

BIG WEST TOURNAMENT RESULTS

Big West Conference Tournament Championship Game Results

Year	(Seed) Champion	Coach	Score	(Seed) Runner-up	Site of Finals	Attendance
1976	(3) San Diego State	Tim Vezie	76-64	(4) Pacific	Stockton, CA	2,000
1977	(1) Long Beach State	Dwight Jones	76-63	(3) San Jose State	Anaheim, CA	4,222
1978	(3) Cal State Fullerton	Bobby Dye	64-53	(5) Long Beach State	Anaheim, CA	6,692
1979	(1) Pacific	Stan Morrison	82-73	(2) Utah State	Anaheim, CA	4,670
1980	(4) San Jose State	Bill Berry	57-55	(2) Long Beach State	Anaheim, CA	5,158
1981	(1) Fresno State	Boyd Grant	52-48	(2) San Jose State	Anaheim, CA	5,239
1982	(1) Fresno State	Boyd Grant	69-57	(3) Cal State Fullerton	Anaheim, CA	7,433
1983	(1) UNLV	Jerry Tarkanian	66-63 (ot)	(4) Fresno State	Inglewood, CA	11,022
1984	(3) Fresno State	Boyd Grant	51-49	(1) UNLV	Inglewood, CA	13,816
1985	(1) UNLV	Jerry Tarkanian	79-61	(3) Cal State Fullerton	Inglewood, CA	10,847
1986	(1) UNLV	Jerry Tarkanian	75-55	(3) New Mexico State	Inglewood, CA	9,138
1987	(1) UNLV	Jerry Tarkanian	94-69	(3) San Jose State	Inglewood, CA	11,687
1988	(2) Utah State	Rod Tueller	86-79	(5) UC Irvine	Inglewood, CA	7,994
1989	(1) UNLV	Jerry Tarkanian	68-62	(2) New Mexico State	Long Beach, CA	7,034
1990	(2) UNLV	Jerry Tarkanian	92-74	(4) Long Beach State	Long Beach, CA	9,607
1991	(1) UNLV	Jerry Tarkanian	98-74	(7) Fresno State	Long Beach, CA	11,045
1992	(2) New Mexico State	Neil McCarthy	74-73	(5) Pacific	Long Beach, CA	1,631
1993	(4) Long Beach State	Seth Greenberg	70-62	(1) New Mexico State	Long Beach, CA	4,543
1994	(1) New Mexico State	Neil McCarthy	70-64	(10) UC Irvine	Las Vegas, NV	4,052
1995	(3) Long Beach State	Seth Greenberg	76-69 (ot)	(4) Nevada	Las Vegas, NV	3,017
1996	(6) San Jose State	Stan Morrison	76-75 (ot)	(4) Utah State	Reno, NV	3,869
1997	(W1) Pacific	Bob Thomason	63-55	(E1) Nevada	Reno, NV	8,709
1998	(E1) Utah State	Larry Eustachy	78-63	(W1) Pacific	Reno, NV	3,748
1999	(E2) New Mexico State	Lou Henson	79-69	(E1) Boise State	Reno, NV	2,941
2000	(E1) Utah State	Stew Morrill	71-66	(E2) New Mexico State	Reno, NV	3,159
2001	(2) Utah State	Stew Morrill	50-38	(5) Pacific	Anaheim, CA	2,524
2002	(3) UC Santa Barbara	Bob Williams	60-56	(1) Utah State	Anaheim, CA	3,020
2003	(3) Utah State	Stew Morrill	57-54	(4) Cal Poly	Anaheim, CA	3,228
2004	(2) Pacific	Bob Thomason	75-73	(6) Cal State Northridge	Anaheim, CA	2,949
2005	(2) Utah State	Stew Morrill	65-52	(1) Pacific	Anaheim, CA	5,229
2006	(1) Pacific	Bob Thomason	78-70	(3) Long Beach State	Anaheim, CA	3,639
2007	(1) Long Beach State	Larry Reynolds	94-83	(2) Cal Poly	Anaheim, CA	4,130

Big West Conference Tournament Team vs. Team Records

	Current Members								Former Members									
	CP	CSF	CSUN	LBSU	UCI	UCR	UCSB	PAC	BSU	NMSU	NEV	UNT	SDSU	FSU	SJSU	UNLV	UI	USU
CP	Big	1-0	---	0-1	0-1	0-1	2-1	0-1	---	---	---	---	---	---	---	---	1-0	0-1
CSF	0-1	West	1-1	1-6	5-1	---	1-0	3-3	1-1	---	0-2	---	1-0	2-2	1-1	0-6	---	1-4
CSUN	---	1-1	Big	---	1-1	---	1-0	0-4	---	---	---	---	---	---	---	---	---	1-0
LBSU	1-0	6-1	---	West	3-3	---	1-2	3-3	0-2	3-3	1-0	---	---	1-1	2-2	1-4	2-0	1-2
UCI	1-0	1-5	1-1	3-3	Big	1-0	3-1	2-3	---	0-3	0-2	---	---	0-2	0-1	1-1	1-0	3-3
UCR	1-0	---	---	---	0-1	West	0-1	---	---	---	---	---	---	---	---	---	0-1	---
UCSB	1-2	0-1	0-1	2-1	1-3	1-0	Big	2-2	---	1-3	0-1	---	0-1	0-2	0-3	0-1	---	4-2
PAC	1-0	3-3	4-0	3-3	3-2	---	2-2	West	1-0	0-3	2-1	---	0-1	0-1	1-2	0-3	2-0	3-5

records read across

TEAM	YRS	TOTAL	PCT.	TEAM	YRS	TOTAL	PCT.
Cal Poly	6	4-6	.400	UC Irvine	25	17-25	.405
Cal State Fullerton	29	17-28	.378	UC Riverside	4	1-3	.250
Cal State Northridge	6	4-6	.400	UC Santa Barbara	24	12-23	.343
Long Beach State	26	25-23	.521	Pacific	30	25-26	.490

Former Members	BSU	CP	CSF	CSUN	LBSU	NMSU	SJSU	UCI	UCR	UCSB	UNLV	NEV	UI	PAC	USU	SDSU	FSU	TOT.	PCT.	YRS.
BSU	---	---	1-1	---	2-0	0-1	---	---	---	---	---	---	---	0-1	0-1	---	---	3-4	.429	4
FSU	---	---	2-2	---	1-1	1-3	4-0	2-0	---	2-0	1-3	---	---	1-0	1-1	0-1	---	15-11	.577	14
UI	---	0-1	---	---	0-2	---	---	0-1	1-0	---	---	---	---	0-2	0-1	---	---	1-7	.125	7
SDSU	---	---	0-1	---	---	---	1-1	---	---	1-0	---	---	---	1-0	---	---	1-0	4-2	.667	3
UNLV	---	---	6-0	---	4-1	2-2	5-0	1-1	---	1-0	---	---	---	3-0	2-0	---	3-1	27-5	.844	12
SJSU	---	---	1-1	---	2-2	1-0	---	1-0	---	3-0	0-5	---	---	2-1	4-2	1-1	0-4	15-16	.484	18
NMSU	1-0	---	---	---	3-3	---	0-1	3-0	---	3-1	2-2	1-1	---	3-0	1-2	---	3-1	20-11	.645	14
NEV	---	---	2-0	---	0-1	1-1	---	2-0	---	1-0	---	---	---	1-2	0-2	---	---	7-6	.538	6
USU	1-0	1-0	4-1	0-1	2-1	2-1	2-4	3-3	---	2-4	0-2	2-0	1-0	5-3	---	---	1-1	26-21	.553	27

BIG WEST ALL-TOURNAMENT TEAMS

1978

Greg Bunch, Cal State Fullerton
Michael Wiley, Long Beach State
Francois Wise, Long Beach State
Mike Linden, Cal State Fullerton
Keith Anderson, Cal State Fullerton
Art Williams, Fresno State

1979

Ron Cornelius, Pacific
Art Williams, Fresno State
Keith McDonald, Utah State
Francois Wise, Long Beach State
Dean Hunger, Utah State
Terence Carney, Pacific

1980

Wally Rank, San Jose State
Ron Cornelius, Pacific
Michael Wiley, Long Beach State
Mickey Jackson, San Jose State
Francois Wise, Long Beach State
Michael Mendez, San Jose State

1981

Sid Williams, San Jose State
Rod Higgins, Fresno State
Donald Mason, Fresno State
Pete Verhoeven, Fresno State
Bobby Anderson, Fresno State
Brian Jackson, Utah State

1982

Donald Mason, Fresno State
Rod Higgins, Fresno State
Randy Whieldon, UC Irvine
Tony Neal, Cal State Fullerton
Kevin Magee, UC Irvine
Leon Wood, Cal State Fullerton

1983

Sidney Green, UNLV
Chris McNealy, San Jose State
Ron Anderson, Fresno State
Michael Zeno, Long Beach State
Larry Anderson, UNLV
Mitch Arnold, Fresno State

1984

Richie Adams, UNLV
Ron Anderson, Fresno State
Bernard Thompson, Fresno State
Ben McDonald, UC Irvine
Danny Tarkanian, UNLV
Eric Booker, UNLV

1985

Richie Adams, UNLV
Tony Neal, Cal State Fullerton
Kevin Henderson, Cal State Fullerton
Freddie Banks, UNLV
Ward Farris, San Jose State
Mitch Arnold, Fresno State

1986

Anthony Jones, UNLV
Rich Anema, Pacific
Kenny Travis, New Mexico State
Gilbert Wilburn, New Mexico State
Armon Gilliam, UNLV
Freddie Banks, UNLV

1987

Freddie Banks, UNLV
Jarvis Basnight, UNLV
Ricky Berry, San Jose State
Armon Gilliam, UNLV
Henry Turner, Cal State Fullerton
Brian Vaughns, UC Santa Barbara

1988

Wayne Engelstad, UC Irvine
Dan Conway, Utah State
Mike Hess, UC Irvine
Richard Morton, Cal State Fullerton
Kevin Nixon, Utah State
Brian Shaw, UC Santa Barbara

1989

Stacey Augmon, UNLV
Cedric Ceballos, Cal State Fullerton
Jervis Cole, Fresno State
Keith Hill, New Mexico State
Anderson Hunt, UNLV
Eric McArthur, UC Santa Barbara

1990

Larry Johnson, UNLV
David Butler, UNLV
Stacey Augmon, UNLV
Anderson Hunt, UNLV
Lucious Harris, Long Beach State
Tyrone Mitchell, Long Beach State
Cedric Ceballos, Cal State Fullerton

1991

Larry Johnson, UNLV
Stacey Augmon, UNLV
Anderson Hunt, UNLV
George Ackles, UNLV
Dell Demps, Pacific
Dave Barnett, Fresno State

1992

Sam Crawford, New Mexico State
Eric Traylor, New Mexico State
Cliff Reed, New Mexico State
Dell Demps, Pacific
Tony Amundsen, Pacific
Bryon Russell, Long Beach State

1993

Lucious Harris, Long Beach State
Sam Crawford, New Mexico State
Tracey Ware, New Mexico State
Rod Hannibal, Long Beach State
Bryon Russell, Long Beach State
J.R. Rider, UNLV

1994

***Chris Brown, UC Irvine**
***James Dockery, New Mexico State**
Lloyd Mumford, UC Irvine
Rodney Walker, New Mexico State
Skip McCoy, New Mexico State
Ken Gibson, UNLV

1995

Brian Green, Nevada
Terrance O'Kelley, Long Beach State
Joe McNaul, Long Beach State
Eathan O'Bryant, Nevada
Troy Brewer, New Mexico State
Raimonds Miglinieks, UC Irvine

1996

Olivier Saint-Jean, San Jose State
Antwan Smith, Utah State
Raimonds Miglinieks, UC Irvine
Tito Addison, San Jose State
Justin Jones, Utah State
Silas Mills, Utah State

1997

***Corey Anders, Pacific**
***Faron Hand, Nevada**
Tim Bowman, Pacific
Rayne Mahaffey, Pacific
Jimmy Carroll, Nevada
Marcus Saxon, Utah State

1998

Marcus Saxon, Utah State
Michael Olowokandi, Pacific
Kevin Rice, Utah State
Donnie Johnson, Utah State
Paul Culbertson, Nevada
Mike Tolman, Boise State

1999

Billy Keys, New Mexico State
Charles Gosa, New Mexico State
Roberto Bergersen, Boise State
Abe Jackson, Boise State
Antrone Lee, Long Beach State
B.J. Bunton, UC Santa Barbara

2000

***Shawn Daniels, Utah State**
***Troy Rolle, Utah State**
Billy Keys, New Mexico State
Eric Channing, New Mexico State
Mate Milisa, Long Beach State
Terrance Green, Nevada

2001

Bernard Rock, Utah State
Shawn Daniels, Utah State
Curtis Bobb, Utah State
Peter Heizer, Pacific
Maurice McLemore, Pacific
Jerry Green, UC Irvine
Kejuan Woods, Boise State

2002

Nick Jones, UC Santa Barbara
Tony Brown, Utah State
Jerry Green, UC Irvine
Branduinn Fullove, UC Santa Barbara
Desmond Penigar, Utah State
Mike Preston, Pacific

2003

Desmond Penigar, Utah State
Cardell Butler, Utah State
Mark Brown, Utah State
Varnie Dennis, Cal Poly
Jason Allen, Cal Poly
Mike Hood, UC Irvine

2004

Ian Boylan, Cal State Northridge
Joseph Frazier, Cal State Northridge
Tyrone Hayes, Idaho
Miah Davis, Pacific
Guillaume Yango, Pacific
Vili Morton, UC Riverside

2005

Jaycee Carroll, Utah State
Spencer Nelson, Utah State
Nate Harris, Utah State
Guillaume Yango, Pacific
Ian Boylan, Cal State Northridge
Yaphett King, Cal State Fullerton

2006

Johnny Gray, Pacific
Christian Maraker, Pacific
Aaron Nixon, Long Beach State
Shawn Hawkins, Long Beach State
Aaron Fitzgerald, UC Irvine
Jamaal Brown, Cal State Fullerton

2007

Aaron Nixon, Long Beach State
Trae Clark, Cal Poly
Scott Cutley, Cal State Fullerton
Bobby Brown, Cal State Fullerton
Mark Dawson, Long Beach State
Derek Stockalper, Cal Poly

BOLD FACE = Tournament MVP.

*Co-MVPs.

Tournament MVPs only
were selected in '76 & '77.

1976- Will Connelly, San Diego State
1977- Michael Wiley, Long Beach State

All-Tournament Team Members

*UNLV	25
*Utah State	25
Long Beach State	20
Pacific	19
*New Mexico State	16
Cal State Fullerton	15
*Fresno State	15
UC Irvine	13
*San Jose State	9
*Nevada	6
UC Santa Barbara	6
Cal Poly	4
*Boise State	4
Cal State Northridge	3
UC Riverside	1
*Idaho	1

*Former Member

BIG WEST TOURNAMENT RECORDS

Big West Tournament Record Book

INDIVIDUAL RECORDS

Most Points

Game: 36, Ricky Berry, San Jose State vs. Pacific, 3-9-88
 36, Lucious Harris, Long Beach State vs. UNLV, 3-13-93
 36, Mate Milisa, Long Beach State vs. Idaho, 3-9-00
 Half: 27, Olivier Saint-Jean, San Jose State vs. Utah State, 3-10-96

Most Field Goals Made

Game: 14, Larry Johnson, UNLV vs. Cal State Fullerton, 3-9-90
 14, Michael Olowokandi, Pacific vs. Utah State, 3-8-98

Most Field Goals Attempted

Game: 30, Wayne Engelstad, UC Irvine vs. Utah State, 3-12-88

Best Field Goal Percentage (minimum 10 attempts)

Game: .917, Kevin Bowland, San Jose State (11 of 12) vs. Long Beach State, 3-3-82

Most Three-Point Field Goals Made

Game: 11, Chris Brown, UC Irvine vs. New Mexico State, 3-13-94

Most Free Throws Made

Game: 16, Wally Rank, San Jose State vs. UC Santa Barbara, 2-28-80

Most Free Throws Attempted

Game: 18, Wally Rank, San Jose State vs. UC Santa Barbara, 2-28-80

Best Free Throw Percentage (minimum 10 attempts)

Game: 1.000 (13 of 13), Leon Wood, Cal State Fullerton vs. Pacific, 3-3-82
 1.000 (11 of 11), Cedric Ceballos, Cal State Fullerton vs. UNLV, 3-9-90
 1.000 (10 of 10), Michael Mendez, San Jose State vs. Utah State, 3-1-79
 1.000 (10 of 10), Steve Colter, New Mexico State vs. Utah State, 3-8-84
 1.000 (10 of 10), Enoch Davis, New Mexico State vs. LBSU, 3-7-97
 1.000 (10 of 10), Anthony Bolton, CS Fullerton vs. Utah State, 3-13-03
 1.000 (10 of 10), Mark Brown, Utah State vs. CS Fullerton, 3-13-03
 1.000 (10 of 10), Tyrone Hayes, Idaho vs. UC Riverside, 3-11-04

Most Consecutive Free Throws Made

Game: 15, Wally Rank, San Jose State vs. UC Santa Barbara, 2-28-80

Most Rebounds

Game: 18, Greg Bunch, Cal State Fullerton vs. Pacific, 3-6-76
 18, Andre Patterson, New Mexico State vs. Utah State, 3-8-84

Most Assists

Game: 13, Mark Wade, UNLV vs. New Mexico State, 3-8-86
 13, Greg Anthony, UNLV vs. Fresno State, 3-10-91
 13, Jay Goodman, Utah State vs. UNLV, 3-12-93

Most Blocked Shots

Game: 8, Steve Shaw, Cal State Fullerton vs. Long Beach State, 3-4-78

Most Steals

Game: 8, Sam Crawford, New Mexico State vs. Fresno State, 3-12-92

TEAM RECORDS

Most Points

Game: 115, UNLV vs. Cal State Fullerton (93), 3-9-90
 Half: 66, UNLV (2nd half) vs. Cal State Fullerton, 3-9-90

Fewest Points

Game: 29, Long Beach State vs. UNLV (49), 3-8-91
 Half: 8, Long Beach State (1st half) vs. UNLV, 3-8-91

Most Field Goals Made

Game: 44, UNLV vs. Long Beach State, 3-5-87

Most Field Goals Attempted

Game: 91, UNLV vs. Long Beach State, 3-5-87

Best Field Goal Percentage

Game: .741, San Diego State (43 of 58) vs. UC Santa Barbara, 3-2-78

Most Free Throws Made

Game: 37, Utah State (att. 48) vs. Long Beach State, 3-9-96

Most Free Throws Attempted

Game: 49, Cal State Fullerton vs. Boise State, 3-6-98

Best Free Throw Percentage

Game: .917, Cal State Fullerton (22 of 24) vs. Pacific, 3-2-82

Most Consecutive Free Throws Made

Game: 16, Idaho vs. UC Riverside, 3-11-04

Most Rebounds

Game: 59, UNLV vs. Long Beach State, 3-5-87

Most Personal Fouls

Game: 36, UC Santa Barbara vs. San Jose State, 2-28-80

Most Assists

Game: 29, San Diego State vs. UC Santa Barbara, 3-2-78
 29, UNLV vs. Fresno State, 3-10-91

Most Turnovers

Game: 32, UC Irvine vs. New Mexico State, 3-12-93

Most Three-Point Field Goals Made

Game: 17, Long Beach State vs. UC Irvine, 3-10-06

Most Steals

Game: 22, New Mexico State vs. UC Irvine, 3-12-93

MISCELLANEOUS RECORDS

Most Points, Both Teams

208, UNLV (115) vs. Cal State Fullerton (93), 3-9-90

Lowest Winning Score

49, UNLV in 49-29 win over Long Beach State, 3-8-91

Highest Losing Score

93, Cal State Fullerton in 115-93 loss to UNLV, 3-9-90

Largest Winning Margin

36, San Jose State 92, Utah State 56, 3-7-85

Longest Game

2 overtime - Cal State Fullerton 100, Pacific 92, 3-8-07
 1 overtime - Long Beach State 65, Cal State Fullerton 64, 3-5-77
 Long Beach State 68, Fresno State 62, 3-3-78
 Fresno State 53, San Jose State 47, 3-11-83
 UNLV 66, Fresno State 63, 3-12-83
 Cal State Fullerton 87, Utah State 86, 3-9-89
 New Mexico State 86, Fresno State 85, 3-13-92
 New Mexico State 68, Nevada 67, 3-11-94
 Long Beach State 76, Nevada 69, 3-12-95
 San Jose State 76, Utah State 75, 3-10-96
 New Mexico State 89, Long Beach State 84, 3-10-00
 Pacific 71, UC Santa Barbara 69, 3-8-01
 UC Irvine 70, Cal State Northridge, 3-13-03
 Utah State 89, Cal State Fullerton, 3-13-03

Championship Game Attendance

13,816 Fresno State 51, UNLV 49, 3-10-84 (The Forum)

NCAA TOURNAMENT RESULTS

1970

WEST REGIONAL

Long Beach State 92, Weber State 73 (1st Round)
UCLA 88, Long Beach State 65 (Semifinals)
Santa Clara 89, Long Beach State 86 (Consolation)

1971

WEST REGIONAL

Long Beach State 77, Weber State 66 (1st Round)
Long Beach State 78, Pacific 65 (Semifinals)
UCLA 57, Long Beach State 55 (Championship)

1972

WEST REGIONAL

Long Beach State 95, BYU 90 - OT (1st Round)
Long Beach State 75, San Francisco 55 (Semifinals)
UCLA 73, Long Beach State 57 (Championship)

1973

WEST REGIONAL

Long Beach State 88, Weber State 75 (1st Round)
San Francisco 77, Long Beach State 67 (Semifinals)
Long Beach State 84, Arizona State 80 (Consolation)

1974

WEST REGIONAL

Dayton 88, Cal State Los Angeles 80 (1st Round)

1975

WEST REGIONAL

UNLV 90, San Diego State 80 (1st Round)

1976

WEST REGIONAL

UCLA 74, San Diego State 64 (1st Round)

1977

WEST REGIONAL

Idaho State 83, Long Beach State 72 (1st Round)

1978

WEST REGIONAL

Cal State Fullerton 90, New Mexico 85 (1st Round)
Cal State Fullerton 75, San Francisco 72 (Semifinals)
Arkansas 61, Cal State Fullerton 58 (Championship)

1979

WEST REGIONAL

USC 86, Utah State 67 (1st Round)
Marquette 73, Pacific 48 (1st Round)

1980

WEST REGIONAL

Clemson 76, Utah State 73 (1st Round)

MIDWEST REGIONAL

Missouri 61, San Jose State 51 (1st Round)

1981

WEST REGIONAL

Northeastern 55, Fresno State 53 (1st Round)

1982

WEST REGIONAL

Fresno State 50, West Virginia 46 (2nd Round)
Georgetown 58, Fresno State 40 (Semifinals)

1983

WEST REGIONAL

North Carolina State 71, UNLV 70 (2nd Round)

MIDWEST REGIONAL

Iowa 64, Utah State 59 (1st Round)

1984

WEST REGIONAL

UNLV 68, Princeton 56 (1st Round)

UNLV 73, UTEP 60 (2nd Round)
Georgetown 62, UNLV 48 (Semifinals)

MIDEAST REGIONAL

Louisiana Tech 66, Fresno State 56 (1st Round)

1985

WEST REGIONAL

UNLV 85, San Diego State 80 (1st Round)
Kentucky 64, UNLV 61 (2nd Round)

1986

WEST REGIONAL

UNLV 74, Northeast Louisiana 51 (1st Round)
UNLV 70, Maryland 64 (2nd Round)
Auburn 70, UNLV 63 (Semifinals)

1987

WEST REGIONAL

UNLV 95, Idaho State 70 (1st Round)
UNLV 80, Kansas State 61 (2nd Round)
UNLV 92, Wyoming 78 (Semifinals)
UNLV 84, Iowa 81 (Championship)

FINAL FOUR

Indiana 97, UNLV 93 (Semifinals)

1988

WEST REGIONAL

UNLV 54, SW Missouri State 50 (1st Round)
Iowa 104, UNLV 86 (2nd Round)

SOUTHEAST REGIONAL

Maryland 92, UC Santa Barbara 82 (1st Round)

MIDWEST REGIONAL

Vanderbilt 80, Utah State 77 (1st Round)

1989

WEST REGIONAL

UNLV 68, Idaho 56 (1st Round)
UNLV 85, DePaul 70 (2nd Round)
UNLV 68, Arizona 67 (Semifinals)
Seton Hall 84, UNLV 61 (Championship)

1990

WEST REGIONAL

UNLV 102, Arkansas-Little Rock 72 (1st Round)
LMU 111, New Mexico State 92 (1st Round)
UNLV 76, Ohio State 65 (2nd Round)
UNLV 69, Ball State 67 (Semifinals)
UNLV 131, Loyola Marymount 101 (Championship)

SOUTHEAST REGIONAL

UC Santa Barbara 70, Houston 66 (1st Round)
Michigan State 62, UC Santa Barbara 58 (2nd Round)

FINAL FOUR

UNLV 90, Georgia Tech 81 (Semifinals)
UNLV 103, Duke 73 (National Championship)

1991

WEST REGIONAL

UNLV 99, Montana 65 (1st Round)
Creighton 64, New Mexico State 56 (1st Round)
UNLV 62, Georgetown 54 (2nd Round)
UNLV 83, Utah 66 (Semifinals)
UNLV 77, Seton Hall 65 (Championship)

FINAL FOUR

Duke 79, UNLV 77 (Semifinals)

1992

WEST REGIONAL

New Mexico State 81, DePaul 73 (1st Round)
New Mexico State 81, SW Louisiana 73 (2nd Round)
UCLA 85, New Mexico State 78 (Semifinals)

1993

WEST REGIONAL

Illinois 75, Long Beach State 72 (1st Round)

EAST REGIONAL

New Mexico State 93, Nebraska 79 (1st Round)
Cincinnati 92, New Mexico State 55 (2nd Round)

1994

MIDWEST REGIONAL

Oklahoma State 65, New Mexico State 55 (1st Round)

1995

WEST REGIONAL

Utah 76, Long Beach State 64 (1st Round)

1996

MIDWEST REGIONAL

Kentucky 110, San Jose State 72 (1st Round)

1997

WEST REGIONAL

St. Joseph's (Pa.) 75, Pacific 65 (1st Round)

1998

WEST REGIONAL

Maryland 82, Utah State 68 (1st Round)

1999

MIDWEST REGIONAL

Kentucky 82, New Mexico State 60 (1st Round)

2000

SOUTH REGIONAL

Connecticut 75, Utah State 67 (1st Round)

2001

EAST REGIONAL

Utah State 77, Ohio State 68 (ot) (1st Round)
UCLA 75, Utah State 50 (2nd Round)

2002

WEST REGIONAL

Arizona 86, UC Santa Barbara 81 (1st Round)

2003

WEST REGIONAL

Kansas 64, Utah State 61 (1st Round)

2004

ST. LOUIS REGIONAL

Pacific 66, Providence 58 (1st Round)
Kansas 78, Pacific 63 (2nd Round)

2005

ALBUQUERQUE REGIONAL

Pacific 79, Pittsburgh 71 (1st Round)
Washington 97, Pacific 79 (2nd Round)

CHICAGO REGIONAL

Arizona 66, Utah State 53 (1st Round)

2006

MINNEAPOLIS REGIONAL

Boston College 88, Pacific 76 (2ot) (1st Round)

2007

SOUTH REGIONAL

Tennessee 121, Long Beach State 86 (1st Round)

BIG WEST RECORD IN THE NCAA TOURNEY

First Round	19-28
Second Round	8-8
Consolation	1-1
Regional Semifinals	7-6
Regional Championship	3-4
Final Four	2-2
Total	40-49





NIT RESULTS

1978	
FIRST ROUND	Nebraska 67, Utah State 66 (at Nebraska)
1980	
FIRST ROUND	Long Beach State 104, Pepperdine 87 (at Anaheim)
1981	
SECOND ROUND	UNLV 90, Long Beach State 81 (at UNLV)
1982	
FIRST ROUND	UC Irvine 70, San Diego State 69 (at SDSU)
1983	
FIRST ROUND	Fresno State 71, UTEP 64 (at FSU) Arizona State 87, Cal State Fullerton 83 (at ASU)
1984	
SECOND ROUND	Fresno State 72, Michigan State 58 (at MSU)
1985	
THIRD ROUND	Fresno State 76, Oregon State 67 (at OSU)
SEMIFINALS	
CHAMPIONSHIP	
1986	
FIRST ROUND	Fresno State 86, Wake Forest 62
1987	
CHAMPIONSHIP	Fresno State 69, DePaul 60
1988	
FIRST ROUND	Southwestern Louisiana 94, Utah State 92 (at USU)
1989	
FIRST ROUND	Fresno State 79, Santa Clara 76 (at FSU)
1990	
SECOND ROUND	Fresno State 66, New Mexico 55 (at FSU)
1991	
THIRD ROUND	UCLA 53, Fresno State 43 (at UCLA)

1986	
FIRST ROUND	UC Irvine 80, UCLA 74 (at UCLA)
1987	
SECOND ROUND	Brigham Young 93, UC Irvine 80 (at BYU)
1988	
FIRST ROUND	California 72, Cal State Fullerton 68 (at Cal)
1989	
FIRST ROUND	Stanford 80, Long Beach State 77 (at Stanford)
1990	
FIRST ROUND	Wichita State 70, UC Santa Barbara 62 (at WSU) Pepperdine 84, New Mexico State 69 (at NMSU)
1991	
FIRST ROUND	Long Beach State 86, Arizona State 71 (at ASU)
1992	
SECOND ROUND	Hawaii 84, Long Beach State 79 (at UH)
1993	
FIRST ROUND	Texas Christian 73, Long Beach State 61 (at TCU) Arizona State 71, UC Santa Barbara 65 (at UCSB)
1994	
FIRST ROUND	USC 90, UNLV 74 (at UNLV) Pepperdine 53, UC Santa Barbara 50 (at UCSB)
1995	
FIRST ROUND	New Mexico State 97, Colorado 83 (at NMSU) Illinois State 93, Utah State 87 (ot) (at USU)
1996	
SECOND ROUND	New Mexico State 92, Texas-El Paso 89 (ot) (at UTEP)
1997	
THIRD ROUND	Virginia Tech 64, New Mexico State 61 (at Va. Tech)
1998	
FIRST ROUND	Nevada 97, Fresno State 86 (at FSU)

1998	
SECOND ROUND	Nebraska 78, Nevada 68 (at NEV)
1999	
FIRST ROUND	Fresno State 73, Pacific 70 (at PAC)
2000	
FIRST ROUND	Arizona State 83, New Mexico State 77 (at ASU) California 70, Long Beach State 66 (at CAL)
2001	
FIRST ROUND	Tulsa 75, UC Irvine 71 (at Tulsa)
2002	
FIRST ROUND	Montana State 77, Utah State 69 (at USU) Brigham Young 78, UC Irvine 55 (at BYU)
2003	
FIRST ROUND	San Diego State 67, UC Santa Barbara 62 (ot) (at SDSU)
2004	
FIRST ROUND	Hawai'i 85, Utah State 74 (at USU)
2005	
OPENING ROUND	Cal State Fullerton 85, Oregon State 83 (ot) (at OSU)
2006	
FIRST ROUND	Cal State Fullerton 85, San Francisco 69 (at USF)
2007	
SECOND ROUND	Georgetown 74, Cal State Fullerton 57 (at GU)

NCAA Tournament Coaching Records

School	Coach	Yrs	W-L	CH	4	8	16
CSF	Bobby Dye (1978)	1	2-1	0	0	1	0
CSUN	Bobby Braswell (2001)	1	0-1	0	0	1	0
LBSU	Jerry Tarkanian (1970, 71, 72, 73)	4	7-5	0	0	2	0
	Dwight Jones (1977)	1	0-1	0	0	0	0
	Seth Greenberg (1993, 95)	2	0-2	0	0	0	0
	Larry Reynolds (2007)	1	0-1	0	0	0	0
	LBSU Totals	8	7-9	0	0	2	0
UCSB	Jerry Pimm (1988, 90)	2	1-2	0	0	0	0
	Bob Williams (2002)	1	0-1	0	0	0	0
	UCSB Totals	3	1-3	0	0	0	0
PAC	Dick Edwards (1966, 67, 71)	3	2-4	0	0	1	0
	Stan Morrison (1979)	1	0-1	0	0	0	0
	Bob Thomason (1997, 2004, 05, 06)	4	2-4	0	0	0	0
	PAC Totals	8	4-9	0	0	1	0

NIT Coaching Records

School	Coach	Yrs	W-L	CH	SM	QR	3rd	2nd	1st
CSF	George McQuarn (1983, 87)	2	0-2	0	0	0	0	0	2
	Bob Burton (2005)	1	2-1	0	0	0	0	1	0
	CSF Totals	3	2-3	0	0	0	0	1	2
LBSU	Tex Winter (1980)	1	1-1	0	0	0	0	1	0
	Joe Harrington (1988, 90)	2	1-2	0	0	0	0	1	1
	Wayne Morgan (2000)	1	0-1	0	0	0	0	0	1
	LBSU Totals	4	2-4	0	0	0	0	2	2
UCI	Bill Mulligan (1982, 86)	2	2-2	0	0	0	0	2	0
	Pat Douglass (2001, 02)	2	0-2	0	0	0	0	0	2
	UCI Totals	4	2-4	0	0	0	0	2	2
UCSB	Jerry Pimm (1989, 93)	2	0-2	0	0	0	0	0	2
	Bob Williams (2003)	1	0-1	0	0	0	0	0	1
	UCSB Totals	3	0-3	0	0	0	0	0	3
PAC	Bob Thomason (1998)	1	0-1	0	0	0	0	0	1
	PAC Totals	1	0-1	0	0	0	0	0	1