

# 2007-08 TEAM STATISTICS-ALL

## SCORING OFFENSE

|                     | G  | W-L   | Pts  | Avg/G |
|---------------------|----|-------|------|-------|
| 1. Boise State      | 34 | 25-9  | 2767 | 81.4  |
| 2. New Mexico State | 35 | 21-14 | 2793 | 79.8  |
| 3. Nevada           | 33 | 21-12 | 2488 | 75.4  |
| 4. Utah State       | 35 | 24-11 | 2581 | 73.7  |
| 5. Hawai'i          | 30 | 11-19 | 2111 | 70.4  |
| 6. Fresno State     | 32 | 13-19 | 2200 | 68.8  |
| 7. San Jose State   | 32 | 13-19 | 2137 | 66.8  |
| 8. Idaho            | 29 | 8-21  | 1879 | 64.8  |
| 9. Louisiana Tech   | 30 | 6-24  | 1824 | 60.8  |

## SCORING DEFENSE

|                     | G  | Pts  | Avg/G |
|---------------------|----|------|-------|
| 1. Utah State       | 35 | 2385 | 68.1  |
| 2. Fresno State     | 32 | 2218 | 69.3  |
| 3. Nevada           | 33 | 2330 | 70.6  |
| 4. Idaho            | 29 | 2077 | 71.6  |
| 5. Louisiana Tech   | 30 | 2155 | 71.8  |
| 6. San Jose State   | 32 | 2304 | 72.0  |
| 7. New Mexico State | 35 | 2528 | 72.2  |
| 8. Hawai'i          | 30 | 2198 | 73.3  |
| 9. Boise State      | 34 | 2567 | 75.5  |

## SCORING MARGIN

|                     | G  | OFF  | DEF  | Margin |
|---------------------|----|------|------|--------|
| 1. New Mexico State | 35 | 79.8 | 72.2 | +7.6   |
| 2. Boise State      | 34 | 81.4 | 75.5 | +5.9   |
| 3. Utah State       | 35 | 73.7 | 68.1 | +5.6   |
| 4. Nevada           | 33 | 75.4 | 70.6 | +4.8   |
| 5. Fresno State     | 32 | 68.8 | 69.3 | -0.6   |
| 6. Hawai'i          | 30 | 70.4 | 73.3 | -2.9   |
| 7. San Jose State   | 32 | 66.8 | 72.0 | -5.2   |
| 8. Idaho            | 29 | 64.8 | 71.6 | -6.8   |
| 9. Louisiana Tech   | 30 | 60.8 | 71.8 | -11.0  |

## FREE THROW PERCENTAGES

|                     | G  | FTM | FTA | Pct  |
|---------------------|----|-----|-----|------|
| 1. Utah State       | 35 | 532 | 672 | .792 |
| 2. Hawai'i          | 30 | 441 | 595 | .741 |
| 3. Louisiana Tech   | 30 | 379 | 514 | .737 |
| 4. Nevada           | 33 | 493 | 690 | .714 |
| 5. Fresno State     | 32 | 379 | 545 | .695 |
| 6. San Jose State   | 32 | 455 | 678 | .671 |
| 7. Boise State      | 34 | 508 | 768 | .661 |
| 8. New Mexico State | 35 | 533 | 843 | .632 |
| 9. Idaho            | 29 | 303 | 501 | .605 |

## FIELD GOAL PERCENTAGES

|                     | G  | FG   | FGA  | Pct  |
|---------------------|----|------|------|------|
| 1. Utah State       | 35 | 923  | 1797 | .514 |
| 2. Boise State      | 34 | 994  | 1956 | .508 |
| 3. Nevada           | 33 | 900  | 1875 | .480 |
| 4. New Mexico State | 35 | 1023 | 2151 | .476 |
| 5. Hawai'i          | 30 | 750  | 1703 | .440 |
| 6. San Jose State   | 32 | 776  | 1807 | .429 |
| 7. Idaho            | 29 | 683  | 1609 | .424 |
| 8. Fresno State     | 32 | 778  | 1871 | .416 |
| 9. Louisiana Tech   | 30 | 636  | 1616 | .394 |

## FIELD GOAL PCT DEFENSE

|                     | G  | FG  | FGA  | Pct  |
|---------------------|----|-----|------|------|
| 1. Nevada           | 33 | 845 | 2001 | .422 |
| 2. New Mexico State | 35 | 882 | 2078 | .424 |
| 3. Utah State       | 35 | 868 | 1984 | .438 |
| 4. Fresno State     | 32 | 817 | 1867 | .438 |
| 5. Boise State      | 34 | 921 | 2086 | .442 |
| 6. San Jose State   | 32 | 850 | 1867 | .455 |
| 7. Idaho            | 29 | 696 | 1494 | .466 |
| 8. Hawai'i          | 30 | 758 | 1590 | .477 |
| 9. Louisiana Tech   | 30 | 812 | 1622 | .501 |

## 3-POINT FG PERCENTAGES

|                     | G  | FG  | FGA | Pct  |
|---------------------|----|-----|-----|------|
| 1. Utah State       | 35 | 207 | 516 | .401 |
| 2. Boise State      | 34 | 271 | 690 | .393 |
| 3. Idaho            | 29 | 210 | 577 | .364 |
| 4. Nevada           | 33 | 195 | 538 | .362 |
| 5. New Mexico State | 35 | 214 | 615 | .348 |
| 6. Fresno State     | 32 | 265 | 775 | .342 |

|                   |    |     |     |      |
|-------------------|----|-----|-----|------|
| 7. Louisiana Tech | 30 | 173 | 518 | .334 |
| 8. Hawai'i        | 30 | 170 | 512 | .332 |
| 9. San Jose State | 32 | 130 | 404 | .322 |

## 3-POINT FG PCT DEFENSE

|                     | G  | FG  | FGA | Pct  |
|---------------------|----|-----|-----|------|
| 1. Louisiana Tech   | 30 | 147 | 432 | .340 |
| 2. Fresno State     | 32 | 199 | 582 | .342 |
| 3. Idaho            | 29 | 160 | 465 | .344 |
| 4. Boise State      | 34 | 239 | 680 | .351 |
| 5. New Mexico State | 35 | 276 | 770 | .358 |
| 6. Nevada           | 33 | 210 | 585 | .359 |
| 7. San Jose State   | 32 | 223 | 612 | .364 |
| 8. Utah State       | 35 | 246 | 674 | .365 |
| 9. Hawai'i          | 30 | 177 | 453 | .391 |

## 3-POINT FIELD GOALS MADE

|                     | G  | 3FG | Avg/G |
|---------------------|----|-----|-------|
| 1. Fresno State     | 32 | 265 | 8.28  |
| 2. Boise State      | 34 | 271 | 7.97  |
| 3. Idaho            | 29 | 210 | 7.24  |
| 4. New Mexico State | 35 | 214 | 6.11  |
| 5. Utah State       | 35 | 207 | 5.91  |
| 6. Nevada           | 33 | 195 | 5.91  |
| 7. Louisiana Tech   | 30 | 173 | 5.77  |
| 8. Hawai'i          | 30 | 170 | 5.67  |
| 9. San Jose State   | 32 | 130 | 4.06  |

## STEALS

|                     | G  | Steals | Avg/G |
|---------------------|----|--------|-------|
| 1. New Mexico State | 35 | 239    | 6.83  |
| 2. Louisiana Tech   | 30 | 191    | 6.37  |
| 3. Idaho            | 29 | 184    | 6.34  |
| 4. Boise State      | 34 | 215    | 6.32  |
| 5. Hawai'i          | 30 | 183    | 6.10  |
| 6. Fresno State     | 32 | 190    | 5.94  |
| 7. San Jose State   | 32 | 186    | 5.81  |
| 8. Utah State       | 35 | 185    | 5.29  |
| 9. Nevada           | 33 | 158    | 4.79  |

## BLOCKS

|                     | G  | Blocks | Avg/G |
|---------------------|----|--------|-------|
| 1. Nevada           | 33 | 192    | 5.82  |
| 2. Fresno State     | 32 | 104    | 3.25  |
| 3. New Mexico State | 35 | 110    | 3.14  |
| 4. Hawai'i          | 30 | 94     | 3.13  |
| 5. Idaho            | 29 | 80     | 2.76  |
| 6. San Jose State   | 32 | 88     | 2.75  |
| 7. Utah State       | 35 | 95     | 2.71  |
| 8. Boise State      | 34 | 80     | 2.35  |
| 9. Louisiana Tech   | 30 | 64     | 2.13  |

## REBOUNDING MARGIN

|                     | G  | TEAM | Avg  | OPP  | Avg  | Margin |
|---------------------|----|------|------|------|------|--------|
| 1. New Mexico State | 35 | 1461 | 41.7 | 1149 | 32.8 | +8.9   |
| 2. San Jose State   | 32 | 1175 | 36.7 | 1036 | 32.4 | +4.3   |
| 3. Utah State       | 35 | 1141 | 32.6 | 1003 | 28.7 | +3.9   |
| 4. Nevada           | 33 | 1217 | 36.9 | 1123 | 34.0 | +2.8   |
| 5. Boise State      | 34 | 1218 | 35.8 | 1139 | 33.5 | +2.3   |
| 6. Idaho            | 29 | 934  | 32.2 | 996  | 34.3 | -2.1   |
| 7. Fresno State     | 32 | 1079 | 33.7 | 1232 | 38.5 | -4.8   |
| 8. Hawai'i          | 30 | 914  | 30.5 | 1064 | 35.5 | -5.0   |
| 9. Louisiana Tech   | 30 | 840  | 28.0 | 1137 | 37.9 | -9.9   |

## ASSIST/TURNOVER RATIO

|                     | G  | ASST | Avg  | TURN | Avg  | RATIO |
|---------------------|----|------|------|------|------|-------|
| 1. Utah State       | 35 | 620  | 17.7 | 493  | 14.1 | 1.26  |
| 2. Boise State      | 34 | 605  | 17.8 | 534  | 15.7 | 1.13  |
| 3. Hawai'i          | 30 | 450  | 15.0 | 420  | 14.0 | 1.07  |
| 4. Fresno State     | 32 | 396  | 12.4 | 379  | 11.8 | 1.04  |
| 5. Nevada           | 33 | 475  | 14.4 | 460  | 13.9 | 1.03  |
| 6. New Mexico State | 35 | 527  | 15.1 | 560  | 16.0 | 0.94  |
| 7. Idaho            | 29 | 356  | 12.3 | 459  | 15.8 | 0.78  |
| 8. San Jose State   | 32 | 375  | 11.7 | 489  | 15.3 | 0.77  |
| 9. Louisiana Tech   | 30 | 255  | 8.5  | 387  | 12.9 | 0.66  |



# 2007-08 TEAM STATISTICS-WAC

| SCORING OFFENSE     |    |      |      |       |
|---------------------|----|------|------|-------|
|                     | G  | W-L  | Pts  | Avg/G |
| 1. New Mexico State | 16 | 12-4 | 1308 | 81.8  |
| 2. Boise State      | 16 | 12-4 | 1298 | 81.1  |
| 3. Nevada           | 16 | 12-4 | 1269 | 79.3  |
| 4. Utah State       | 16 | 12-4 | 1238 | 77.4  |
| 5. Hawai'i          | 16 | 7-9  | 1152 | 72.0  |
| 6. Fresno State     | 16 | 5-11 | 1106 | 69.1  |
| 7. San Jose State   | 16 | 4-12 | 1082 | 67.6  |
| 8. Idaho            | 16 | 5-11 | 1082 | 67.6  |
| 9. Louisiana Tech   | 16 | 3-13 | 1017 | 63.6  |

| SCORING DEFENSE     |    |      |       |
|---------------------|----|------|-------|
|                     | G  | Pts  | Avg/G |
| 1. Nevada           | 16 | 1117 | 69.8  |
| 2. Utah State       | 16 | 1131 | 70.7  |
| 3. Fresno State     | 16 | 1132 | 70.8  |
| 4. New Mexico State | 16 | 1158 | 72.4  |
| 5. San Jose State   | 16 | 1193 | 74.6  |
| 6. Louisiana Tech   | 16 | 1196 | 74.8  |
| 7. Hawai'i          | 16 | 1206 | 75.4  |
| 8. Idaho            | 16 | 1208 | 75.5  |
| 9. Boise State      | 16 | 1211 | 75.7  |

| SCORING MARGIN      |    |      |      |        |
|---------------------|----|------|------|--------|
|                     | G  | OFF  | DEF  | Margin |
| 1. Nevada           | 16 | 79.3 | 69.8 | +9.5   |
| 2. New Mexico State | 16 | 81.8 | 72.4 | +9.4   |
| 3. Utah State       | 16 | 77.4 | 70.7 | +6.7   |
| 4. Boise State      | 16 | 81.1 | 75.7 | +5.4   |
| 5. Fresno State     | 16 | 69.1 | 70.8 | -1.6   |
| 6. Hawai'i          | 16 | 72.0 | 75.4 | -3.4   |
| 7. San Jose State   | 16 | 67.6 | 74.6 | -6.9   |
| 8. Idaho            | 16 | 67.6 | 75.5 | -7.9   |
| 9. Louisiana Tech   | 16 | 63.6 | 74.8 | -11.2  |

| FREE THROW PERCENTAGES |    |     |     |      |
|------------------------|----|-----|-----|------|
|                        | G  | FTM | FTA | Pct  |
| 1. Utah State          | 16 | 265 | 334 | .793 |
| 2. Louisiana Tech      | 16 | 241 | 313 | .770 |
| 3. Hawai'i             | 16 | 230 | 315 | .730 |
| 4. Nevada              | 16 | 257 | 356 | .722 |
| 5. Fresno State        | 16 | 179 | 259 | .691 |
| 6. New Mexico State    | 16 | 224 | 341 | .657 |
| 7. Boise State         | 16 | 233 | 358 | .651 |
| 8. Idaho               | 16 | 186 | 288 | .646 |
| 9. San Jose State      | 16 | 226 | 355 | .637 |

| FIELD GOAL PERCENTAGES |    |     |      |      |
|------------------------|----|-----|------|------|
|                        | G  | FG  | FGA  | Pct  |
| 1. Utah State          | 16 | 441 | 821  | .537 |
| 2. Boise State         | 16 | 467 | 913  | .512 |
| 3. Nevada              | 16 | 455 | 900  | .506 |
| 4. New Mexico State    | 16 | 495 | 1044 | .474 |
| 5. Hawai'i             | 16 | 414 | 916  | .452 |
| 6. San Jose State      | 16 | 396 | 914  | .433 |
| 7. Idaho               | 16 | 387 | 904  | .428 |
| 8. Fresno State        | 16 | 400 | 963  | .415 |
| 9. Louisiana Tech      | 16 | 344 | 877  | .392 |

| FIELD GOAL PCT DEFENSE |    |     |     |      |
|------------------------|----|-----|-----|------|
|                        | G  | FG  | FGA | Pct  |
| 1. Nevada              | 16 | 412 | 958 | .430 |
| 2. Fresno State        | 16 | 415 | 942 | .441 |
| 3. New Mexico State    | 16 | 410 | 928 | .442 |
| 4. Boise State         | 16 | 434 | 982 | .442 |
| 5. Utah State          | 16 | 416 | 941 | .442 |
| 6. San Jose State      | 16 | 437 | 938 | .466 |
| 7. Idaho               | 16 | 414 | 859 | .482 |
| 8. Hawai'i             | 16 | 414 | 859 | .482 |
| 9. Louisiana Tech      | 16 | 447 | 845 | .529 |

| 3-POINT FG PERCENTAGES |    |     |     |      |
|------------------------|----|-----|-----|------|
|                        | G  | FG  | FGA | Pct  |
| 1. Boise State         | 16 | 131 | 316 | .415 |
| 2. Utah State          | 16 | 91  | 225 | .404 |
| 3. Nevada              | 16 | 102 | 257 | .397 |
| 4. Idaho               | 16 | 122 | 323 | .378 |
| 5. Hawai'i             | 16 | 94  | 270 | .348 |

|                     |    |     |     |      |
|---------------------|----|-----|-----|------|
| 6. New Mexico State | 16 | 94  | 277 | .339 |
| 7. Fresno State     | 16 | 127 | 392 | .324 |
| 8. San Jose State   | 16 | 64  | 203 | .315 |
| 9. Louisiana Tech   | 16 | 88  | 282 | .312 |

| 3-POINT FG PCT DEFENSE |    |     |     |      |
|------------------------|----|-----|-----|------|
|                        | G  | FG  | FGA | Pct  |
| 1. Nevada              | 16 | 85  | 259 | .328 |
| 2. Idaho               | 16 | 88  | 259 | .340 |
| 3. Louisiana Tech      | 16 | 81  | 228 | .355 |
| 4. Utah State          | 16 | 118 | 328 | .360 |
| 5. Fresno State        | 16 | 103 | 283 | .364 |
| 6. San Jose State      | 16 | 113 | 310 | .365 |
| 7. Boise State         | 16 | 105 | 286 | .367 |
| 8. New Mexico State    | 16 | 126 | 342 | .368 |
| 9. Hawai'i             | 16 | 94  | 250 | .376 |

| 3-POINT FIELD GOALS MADE |    |     |       |  |
|--------------------------|----|-----|-------|--|
|                          | G  | 3FG | Avg/G |  |
| 1. Boise State           | 16 | 131 | 8.19  |  |
| 2. Fresno State          | 16 | 127 | 7.94  |  |
| 3. Idaho                 | 16 | 122 | 7.63  |  |
| 4. Nevada                | 16 | 102 | 6.38  |  |
| 5. New Mexico State      | 16 | 94  | 5.88  |  |
| 6. Hawai'i               | 16 | 94  | 5.88  |  |
| 7. Utah State            | 16 | 91  | 5.69  |  |
| 8. Louisiana Tech        | 16 | 88  | 5.50  |  |
| 9. San Jose State        | 16 | 64  | 4.00  |  |

| STEALS              |    |        |       |  |
|---------------------|----|--------|-------|--|
|                     | G  | Steals | Avg/G |  |
| 1. New Mexico State | 16 | 131    | 8.19  |  |
| 2. Louisiana Tech   | 16 | 106    | 6.63  |  |
| 3. Hawai'i          | 16 | 104    | 6.50  |  |
| 4. Idaho            | 16 | 93     | 5.81  |  |
| 5. Boise State      | 16 | 87     | 5.44  |  |
| 6. Fresno State     | 16 | 87     | 5.44  |  |
| 7. San Jose State   | 16 | 86     | 5.38  |  |
| 8. Nevada           | 16 | 79     | 4.94  |  |
| 9. Utah State       | 16 | 78     | 4.88  |  |

| BLOCKS              |    |        |       |  |
|---------------------|----|--------|-------|--|
|                     | G  | Blocks | Avg/G |  |
| 1. Nevada           | 16 | 80     | 5.00  |  |
| 2. Fresno State     | 16 | 53     | 3.31  |  |
| 3. Hawai'i          | 16 | 48     | 3.00  |  |
| 4. New Mexico State | 16 | 47     | 2.94  |  |
| 5. Boise State      | 16 | 43     | 2.69  |  |
| 6. Idaho            | 16 | 41     | 2.56  |  |
| 7. San Jose State   | 16 | 39     | 2.44  |  |
| 8. Louisiana Tech   | 16 | 34     | 2.13  |  |
| 9. Utah State       | 16 | 34     | 2.13  |  |

| REBOUNDING MARGIN   |    |      |      |     |      |        |
|---------------------|----|------|------|-----|------|--------|
|                     | G  | TEAM | Avg  | OPP | Avg  | Margin |
| 1. New Mexico State | 16 | 660  | 41.2 | 521 | 32.6 | +8.7   |
| 2. San Jose State   | 16 | 603  | 37.7 | 495 | 30.9 | +6.7   |
| 3. Utah State       | 16 | 523  | 32.7 | 443 | 27.7 | +5.0   |
| 4. Boise State      | 16 | 572  | 35.8 | 523 | 32.7 | +3.1   |
| 5. Nevada           | 16 | 565  | 35.3 | 528 | 33.0 | +2.3   |
| 6. Idaho            | 16 | 519  | 32.4 | 544 | 34.0 | -1.6   |
| 7. Fresno State     | 16 | 555  | 34.7 | 618 | 38.6 | -3.9   |
| 8. Hawai'i          | 16 | 456  | 28.5 | 582 | 36.4 | -7.9   |
| 9. Louisiana Tech   | 16 | 412  | 25.8 | 611 | 38.2 | -12.4  |

| ASSIST/TURNOVER RATIO |    |      |      |      |      |       |
|-----------------------|----|------|------|------|------|-------|
|                       | G  | ASST | Avg  | TURN | Avg  | RATIO |
| 1. Utah State         | 16 | 288  | 18.0 | 217  | 13.6 | 1.33  |
| 2. Nevada             | 16 | 257  | 16.1 | 199  | 12.4 | 1.29  |
| 3. New Mexico State   | 16 | 271  | 16.9 | 219  | 13.7 | 1.24  |
| 4. Hawai'i            | 16 | 251  | 15.7 | 207  | 12.9 | 1.21  |
| 5. Boise State        | 16 | 296  | 18.5 | 248  | 15.5 | 1.19  |
| 6. Fresno State       | 16 | 187  | 11.7 | 174  | 10.9 | 1.07  |
| 7. Idaho              | 16 | 215  | 13.4 | 248  | 15.5 | 0.87  |
| 8. San Jose State     | 16 | 193  | 12.1 | 235  | 14.7 | 0.82  |
| 9. Louisiana Tech     | 16 | 132  | 8.3  | 192  | 12.0 | 0.69  |

# 2007-08 INDIVIDUAL STATISTICS-ALL

To be ranked, a player must appear in at least 75.0% of their team's games.

| SCORING                   | YR | G  | FG  | 3FG | FT  | Pts | AvgG |
|---------------------------|----|----|-----|-----|-----|-----|------|
| 1. Carroll, Jaycee-USU    | SR | 35 | 267 | 114 | 137 | 785 | 22.4 |
| 2. Kemp, Marcelus-NEV     | SR | 33 | 222 | 70  | 145 | 659 | 20.0 |
| 3. Larry, Reggie-BSU      | SR | 34 | 244 | 37  | 136 | 661 | 19.4 |
| 4. Bell, Kevin-FS         | SR | 32 | 202 | 32  | 148 | 584 | 18.3 |
| 5. Hawkins, Justin-NMSU   | SR | 33 | 199 | 42  | 157 | 597 | 18.1 |
| 6. Gibson, Matt-UH        | SR | 25 | 137 | 38  | 112 | 424 | 17.0 |
| 7. Gibson, Kyle-LTU       | SO | 30 | 162 | 65  | 107 | 496 | 16.5 |
| 8. Nelson, Matt-BSU       | SR | 33 | 202 | 0   | 113 | 517 | 15.7 |
| 9. Miller, Eddie-FS       | SR | 32 | 156 | 113 | 56  | 481 | 15.0 |
| 10. McGee, JaVale-NEV     | SO | 33 | 189 | 14  | 74  | 466 | 14.1 |
| 11. Tiedeman, Tyler-BSU   | SR | 34 | 153 | 84  | 83  | 473 | 13.9 |
| 12. Nash, Bobby-UH        | SR | 30 | 136 | 59  | 80  | 411 | 13.7 |
| 13. Wilkinson, Gary-USU   | JR | 35 | 174 | 9   | 110 | 467 | 13.3 |
| 14. Luetzgerodt, Riley-UH | SR | 30 | 142 | 13  | 87  | 384 | 12.8 |
| 15. Brooks, Jordan-UI     | JR | 28 | 120 | 1   | 107 | 348 | 12.4 |

| REBOUNDING              | YR | G  | OFF | DEF | TOT | AvgG |
|-------------------------|----|----|-----|-----|-----|------|
| 1. Larry, Reggie-BSU    | SR | 34 | 84  | 229 | 313 | 9.2  |
| 2. McGee, JaVale-NEV    | SO | 33 | 83  | 159 | 242 | 7.3  |
| 3. Passos, Hatila-NMSU  | SR | 29 | 94  | 118 | 212 | 7.3  |
| 4. Nelson, Matt-BSU     | SR | 33 | 82  | 159 | 241 | 7.3  |
| 5. Hernandez, Hector-FS | SR | 32 | 61  | 171 | 232 | 7.3  |
| 6. Oakes, Chris-SJSU    | SO | 25 | 80  | 101 | 181 | 7.2  |
| 7. Hawkins, Justin-NMSU | SR | 33 | 84  | 154 | 238 | 7.2  |
| 8. Wilkinson, Gary-USU  | JR | 35 | 73  | 173 | 246 | 7.0  |
| 9. Webster, C.J.-SJSU   | SO | 32 | 69  | 150 | 219 | 6.8  |
| 10. Brooks, Jordan-UI   | JR | 28 | 61  | 112 | 173 | 6.2  |

| FT PCT (Min. 2.5 made/game) | YR | G  | FTM | FTA | Pct  |
|-----------------------------|----|----|-----|-----|------|
| 1. Carroll, Jaycee-USU      | SR | 35 | 137 | 149 | .919 |
| 2. Nash, Bobby-UH           | SR | 30 | 80  | 91  | .879 |
| 3. Kemp, Marcelus-NEV       | SR | 33 | 145 | 168 | .863 |
| 4. Fields, Brandon-NEV      | SO | 33 | 86  | 102 | .843 |
| 5. Wilkinson, Gary-USU      | JR | 35 | 110 | 135 | .815 |
| 6. Luetzgerodt, Riley-UH    | SR | 30 | 87  | 107 | .813 |
| 7. Gibson, Matt-UH          | SR | 25 | 112 | 140 | .800 |
| 8. Hawkins, Justin-NMSU     | SR | 33 | 157 | 201 | .781 |
| 9. Johnson, Armon-NEV       | FR | 33 | 83  | 107 | .776 |
| 10. Tiedeman, Tyler-BSU     | SR | 34 | 83  | 111 | .748 |

| FG PCT (Min. 5.0 made/game) | YR | G  | FG  | FGA | Pct  |
|-----------------------------|----|----|-----|-----|------|
| 1. Nelson, Matt-BSU         | SR | 33 | 202 | 312 | .647 |
| 2. Passos, Hatila-NMSU      | SR | 29 | 116 | 181 | .641 |
| 3. Wesley, Tai-USU          | FR | 35 | 132 | 208 | .635 |
| 4. Wilkinson, Gary-USU      | JR | 35 | 174 | 298 | .584 |
| 5. DuCharme, Stephen-USU    | SR | 34 | 125 | 216 | .579 |
| 6. Amis, Bill-UH            | SO | 30 | 107 | 192 | .557 |
| 7. Larry, Reggie-BSU        | SR | 34 | 244 | 455 | .536 |
| 8. McGee, JaVale-NEV        | SO | 33 | 189 | 357 | .529 |
| 9. Tiedeman, Tyler-BSU      | SR | 34 | 153 | 289 | .529 |
| 10. Carroll, Jaycee-USU     | SR | 35 | 267 | 508 | .526 |

| ASSISTS                 | YR | G  | Asts | AvgG |
|-------------------------|----|----|------|------|
| 1. Clark, Kris-USU      | SR | 35 | 224  | 6.40 |
| 2. Bell, Kevin-FS       | SR | 32 | 187  | 5.84 |
| 3. Gibson, Matt-UH      | SR | 25 | 121  | 4.84 |
| 4. Brooks, Jordan-UI    | JR | 28 | 132  | 4.71 |
| 5. Thomas, Anthony-BSU  | SO | 34 | 141  | 4.15 |
| 6. Peete, Fred-NMSU     | SR | 35 | 145  | 4.14 |
| 7. Johnson, Armon-NEV   | FR | 33 | 111  | 3.36 |
| 8. Kemp, Marcelus-NEV   | SR | 33 | 109  | 3.30 |
| 9. Bauscher, Matt-BSU   | SR | 33 | 105  | 3.18 |
| 10. Tiedeman, Tyler-BSU | SR | 34 | 105  | 3.09 |

| STEALS                  | YR | G  | Steals | AvgG |
|-------------------------|----|----|--------|------|
| 1. Gibson, Matt-UH      | SR | 25 | 47     | 1.88 |
| 2. Brooks, Jordan-UI    | JR | 28 | 48     | 1.71 |
| 3. Graham, Justin-SJSU  | FR | 26 | 40     | 1.54 |
| 4. Peete, Fred-NMSU     | SR | 35 | 51     | 1.46 |
| 5. Thomas, Anthony-BSU  | SO | 34 | 49     | 1.44 |
| 6. Wright, DaShawn-SJSU | JR | 32 | 46     | 1.44 |
| 7. Larry, Reggie-BSU    | SR | 34 | 48     | 1.41 |
| 8. Washington, Drew-LTU | JR | 30 | 40     | 1.33 |
| 9. Bell, Kevin-FS       | SR | 32 | 39     | 1.22 |
| 10. Bauscher, Matt-BSU  | SR | 33 | 39     | 1.18 |

| 3-PT FG PCT (Min. 2.0 made/game) | YR | G  | 3FG | FGA | Pct  |
|----------------------------------|----|----|-----|-----|------|
| 1. Carroll, Jaycee-USU           | SR | 35 | 114 | 229 | .498 |
| 2. Tiedeman, Tyler-BSU           | SR | 34 | 84  | 172 | .488 |
| 3. Crowell, Michael-UI           | SR | 28 | 62  | 135 | .459 |
| 4. Gibson, Jonathan-NMSU         | SO | 35 | 78  | 186 | .419 |
| 5. Hall, Mike-UI                 | JR | 27 | 64  | 157 | .408 |
| 6. Miller, Eddie-FS              | SR | 32 | 113 | 279 | .405 |
| 7. Gibson, Kyle-LTU              | SO | 30 | 65  | 164 | .396 |
| 8. Kemp, Marcelus-NEV            | SR | 33 | 70  | 184 | .380 |
| 9. Pierce, Tim-SJSU              | JR | 32 | 69  | 202 | .342 |

| 3-POINT FG MADE          | YR | G  | 3FG | AvgG |
|--------------------------|----|----|-----|------|
| 1. Miller, Eddie-FS      | SR | 32 | 113 | 3.53 |
| 2. Carroll, Jaycee-USU   | SR | 35 | 114 | 3.26 |
| 3. Tiedeman, Tyler-BSU   | SR | 34 | 84  | 2.47 |
| 4. Hall, Mike-UI         | JR | 27 | 64  | 2.37 |
| 5. Gibson, Jonathan-NMSU | SO | 35 | 78  | 2.23 |
| 6. Crowell, Michael-UI   | SR | 28 | 62  | 2.21 |
| 7. Gibson, Kyle-LTU      | SO | 30 | 65  | 2.17 |
| 8. Pierce, Tim-SJSU      | JR | 32 | 69  | 2.16 |
| 9. Kemp, Marcelus-NEV    | SR | 33 | 70  | 2.12 |
| 10. Nash, Bobby-UH       | SR | 30 | 59  | 1.97 |

| BLOCKED SHOTS             | YR | G  | Blks | AvgG |
|---------------------------|----|----|------|------|
| 1. McGee, JaVale-NEV      | SO | 33 | 92   | 2.79 |
| 2. Nagle, Darin-UI        | SR | 27 | 39   | 1.44 |
| 3. Amis, Bill-UH          | SO | 30 | 40   | 1.33 |
| 4. Iiti, Martin-NMSU      | SR | 35 | 42   | 1.20 |
| 5. Oakes, Chris-SJSU      | SO | 25 | 27   | 1.08 |
| 6. Larry, Reggie-BSU      | SR | 34 | 35   | 1.03 |
| 7. Johnson, Demarshay-NEV | SR | 33 | 32   | 0.97 |
| 8. Wesley, Tai-USU        | FR | 35 | 33   | 0.94 |
| 9. Blair, Alex-FS         | SR | 32 | 25   | 0.78 |
| 10. Johnson, Clyde-UI     | SR | 27 | 20   | 0.74 |

| AST/TO RATIO (Min. 3.0 asts/game) | YR | G  | Ast | Avg | Turn | Avg | Ratio |
|-----------------------------------|----|----|-----|-----|------|-----|-------|
| 1. Bauscher, Matt-BSU             | SR | 33 | 105 | 3.2 | 36   | 1.1 | 2.92  |
| 2. Clark, Kris-USU                | SR | 35 | 224 | 6.4 | 94   | 2.7 | 2.38  |
| 3. Peete, Fred-NMSU               | SR | 35 | 145 | 4.1 | 74   | 2.1 | 1.96  |
| 4. Bell, Kevin-FS                 | SR | 32 | 187 | 5.8 | 106  | 3.3 | 1.76  |
| 5. Thomas, Anthony-BSU            | SO | 34 | 141 | 4.1 | 91   | 2.7 | 1.55  |
| 6. Johnson, Armon-NEV             | FR | 33 | 111 | 3.4 | 78   | 2.4 | 1.42  |
| 7. Kemp, Marcelus-NEV             | SR | 33 | 109 | 3.3 | 81   | 2.5 | 1.35  |
| 8. Tiedeman, Tyler-BSU            | SR | 34 | 105 | 3.1 | 85   | 2.5 | 1.24  |
| 9. Gibson, Matt-UH                | SR | 25 | 121 | 4.8 | 101  | 4.0 | 1.20  |
| 10. Brooks, Jordan-UI             | JR | 28 | 132 | 4.7 | 121  | 4.3 | 1.09  |



# 2007-08 INDIVIDUAL STATISTICS-WAC

To be ranked, a player must appear in at least 75.0% of their team's games.

## SCORING

|                           | YR | G  | FG  | 3FG | FT | Pts | AvgG |
|---------------------------|----|----|-----|-----|----|-----|------|
| 1. Carroll, Jaycee-USU    | SR | 16 | 133 | 53  | 73 | 392 | 24.5 |
| 2. Kemp, Marcelus-NEV     | SR | 16 | 113 | 37  | 81 | 344 | 21.5 |
| 3. Bell, Kevin-FS         | SR | 16 | 113 | 18  | 68 | 312 | 19.5 |
| 4. Larry, Reggie-BSU      | SR | 16 | 109 | 19  | 72 | 309 | 19.3 |
| 5. Gibson, Kyle-LTU       | SO | 16 | 94  | 38  | 77 | 303 | 18.9 |
| 6. Gibson, Matt-UH        | SR | 16 | 97  | 28  | 70 | 292 | 18.3 |
| 7. Hawkins, Justin-NMSU   | SR | 16 | 95  | 17  | 69 | 276 | 17.3 |
| 8. Miller, Eddie-FS       | SR | 16 | 85  | 59  | 32 | 261 | 16.3 |
| 9. Tiedeman, Tyler-BSU    | SR | 16 | 87  | 46  | 40 | 260 | 16.3 |
| 10. Nelson, Matt-BSU      | SR | 15 | 94  | 0   | 48 | 236 | 15.7 |
| 11. Wilkinson, Gary-USU   | JR | 16 | 86  | 4   | 60 | 236 | 14.8 |
| 12. Brooks, Jordan-UI     | JR | 15 | 70  | 0   | 78 | 218 | 14.5 |
| 13. McGee, JaVale-NEV     | SO | 16 | 97  | 9   | 28 | 231 | 14.4 |
| 14. Fields, Brandon-NEV   | SO | 16 | 71  | 24  | 58 | 224 | 14.0 |
| 15. Gibson, Jonathan-NMSU | SO | 16 | 74  | 37  | 18 | 203 | 12.7 |

## REBOUNDING

|                         | YR | G  | OFF | DEF | TOT | AvgG |
|-------------------------|----|----|-----|-----|-----|------|
| 1. Larry, Reggie-BSU    | SR | 16 | 38  | 120 | 158 | 9.9  |
| 2. Wilkinson, Gary-USU  | JR | 16 | 41  | 84  | 125 | 7.8  |
| 3. Hernandez, Hector-FS | SR | 16 | 37  | 85  | 122 | 7.6  |
| 4. Oakes, Chris-SJSU    | SO | 16 | 51  | 63  | 114 | 7.1  |
| 5. Brooks, Jordan-UI    | JR | 15 | 31  | 70  | 101 | 6.7  |
| 6. Webster, C.J.-SJSU   | SO | 16 | 32  | 74  | 106 | 6.6  |
| 7. Hawkins, Justin-NMSU | SR | 16 | 43  | 61  | 104 | 6.5  |
| Passos, Hatila-NMSU     | SR | 12 | 39  | 39  | 78  | 6.5  |
| Pope, Herb-NMSU         | FR | 12 | 21  | 57  | 78  | 6.5  |
| 10. McGee, JaVale-NEV   | SO | 16 | 33  | 70  | 103 | 6.4  |

## FT PCT (Min. 2.5 made/game)

|                          | YR | G  | FTM | FTA | Pct  |
|--------------------------|----|----|-----|-----|------|
| 1. Carroll, Jaycee-USU   | SR | 16 | 73  | 80  | .913 |
| 2. Kemp, Marcelus-NEV    | SR | 16 | 81  | 93  | .871 |
| 3. Clark, Jonathan-LTU   | JR | 16 | 33  | 38  | .868 |
| 4. Fields, Brandon-NEV   | SO | 16 | 58  | 68  | .853 |
| 5. Hawkins, Justin-NMSU  | SR | 16 | 69  | 82  | .841 |
| 6. Nash, Bobby-UH        | SR | 16 | 37  | 44  | .841 |
| 7. Luetzgerodt, Riley-UH | SR | 16 | 47  | 57  | .825 |
| 8. Miller, Eddie-FS      | SR | 16 | 32  | 39  | .821 |
| 9. Gibson, Kyle-LTU      | SO | 16 | 77  | 94  | .819 |
| 10. Johnson, Armon-NEV   | FR | 16 | 45  | 55  | .818 |

## FG PCT (Min. 5.0 made/game)

|                        | YR | G  | FG  | FGA | Pct  |
|------------------------|----|----|-----|-----|------|
| 1. Nelson, Matt-BSU    | SR | 15 | 94  | 139 | .676 |
| 2. Passos, Hatila-NMSU | SR | 12 | 55  | 83  | .663 |
| 3. Wesley, Tai-USU     | FR | 16 | 68  | 104 | .654 |
| 4. Wilkinson, Gary-USU | JR | 16 | 86  | 142 | .606 |
| 5. Tiedeman, Tyler-BSU | SR | 16 | 87  | 149 | .584 |
| 6. Oakes, Chris-SJSU   | SO | 16 | 68  | 121 | .562 |
| 7. McGee, JaVale-NEV   | SO | 16 | 97  | 174 | .557 |
| 8. Webster, C.J.-SJSU  | SO | 16 | 78  | 143 | .545 |
| 9. Carroll, Jaycee-USU | SR | 16 | 133 | 246 | .541 |
| 10. Johnson, Armon-NEV | FR | 16 | 68  | 126 | .540 |

## ASSISTS

|                          | YR | G  | Asts | AvgG |
|--------------------------|----|----|------|------|
| 1. Clark, Kris-USU       | SR | 16 | 109  | 6.81 |
| 2. Brooks, Jordan-UI     | JR | 15 | 83   | 5.53 |
| 3. Bell, Kevin-FS        | SR | 16 | 88   | 5.50 |
| 4. Gibson, Matt-UH       | SR | 16 | 85   | 5.31 |
| 5. Peete, Fred-NMSU      | SR | 16 | 76   | 4.75 |
| 6. Thomas, Anthony-BSU   | SO | 16 | 65   | 4.06 |
| Bauscher, Matt-BSU       | SR | 16 | 65   | 4.06 |
| 8. Johnson, Armon-NEV    | FR | 16 | 61   | 3.81 |
| 9. Kemp, Marcelus-NEV    | SR | 16 | 59   | 3.69 |
| 10. Hawkins, Justin-NMSU | SR | 16 | 56   | 3.50 |

## STEALS

|                          | YR | G  | Steals | AvgG |
|--------------------------|----|----|--------|------|
| 1. Gibson, Matt-UH       | SR | 16 | 30     | 1.88 |
| 2. Peete, Fred-NMSU      | SR | 16 | 29     | 1.81 |
| 3. Larry, Reggie-BSU     | SR | 16 | 24     | 1.50 |
| 4. Brooks, Jordan-UI     | JR | 15 | 21     | 1.40 |
| 5. Luetzgerodt, Riley-UH | SR | 16 | 22     | 1.38 |
| Wright, DaShawn-SJSU     | JR | 16 | 22     | 1.38 |
| 7. Washington, Drew-LTU  | JR | 16 | 21     | 1.31 |
| Clark, Kris-USU          | SR | 16 | 21     | 1.31 |
| 9. Young, Jahmar-NMSU    | FR | 14 | 18     | 1.29 |
| 10. Bell, Kevin-FS       | SR | 16 | 20     | 1.25 |

## 3-PT FG PCT (Min. 2.0 made/game)

|                          | YR | G  | 3FG | FGA | Pct  |
|--------------------------|----|----|-----|-----|------|
| 1. Tiedeman, Tyler-BSU   | SR | 16 | 46  | 85  | .541 |
| 2. Carroll, Jaycee-USU   | SR | 16 | 53  | 105 | .505 |
| 3. Crowell, Michael-UI   | SR | 15 | 36  | 79  | .456 |
| 4. Hall, Mike-UI         | JR | 16 | 50  | 114 | .439 |
| 5. Gibson, Kyle-LTU      | SO | 16 | 38  | 89  | .427 |
| 6. Kemp, Marcelus-NEV    | SR | 16 | 37  | 89  | .416 |
| 7. Gibson, Jonathan-NMSU | SO | 16 | 37  | 90  | .411 |
| 8. Miller, Eddie-FS      | SR | 16 | 59  | 157 | .376 |
| 9. Pierce, Tim-SJSU      | JR | 16 | 36  | 110 | .327 |

## 3-POINT FG MADE

|                          | YR | G  | 3FG | AvgG |
|--------------------------|----|----|-----|------|
| 1. Miller, Eddie-FS      | SR | 16 | 59  | 3.69 |
| 2. Carroll, Jaycee-USU   | SR | 16 | 53  | 3.31 |
| 3. Hall, Mike-UI         | JR | 16 | 50  | 3.13 |
| 4. Tiedeman, Tyler-BSU   | SR | 16 | 46  | 2.88 |
| 5. Crowell, Michael-UI   | SR | 15 | 36  | 2.40 |
| 6. Gibson, Kyle-LTU      | SO | 16 | 38  | 2.38 |
| 7. Gibson, Jonathan-NMSU | SO | 16 | 37  | 2.31 |
| Kemp, Marcelus-NEV       | SR | 16 | 37  | 2.31 |
| 9. Pierce, Tim-SJSU      | JR | 16 | 36  | 2.25 |
| 10. Nash, Bobby-UH       | SR | 16 | 29  | 1.81 |

## BLOCKED SHOTS

|                      | YR | G  | Blks | AvgG |
|----------------------|----|----|------|------|
| 1. McGee, JaVale-NEV | SO | 16 | 34   | 2.13 |
| 2. Amis, Bill-UH     | SO | 16 | 25   | 1.56 |
| 3. Larry, Reggie-BSU | SR | 16 | 21   | 1.31 |
| 4. Nagle, Darin-UI   | SR | 14 | 18   | 1.29 |
| 5. Iiti, Martin-NMSU | SR | 16 | 17   | 1.06 |
| 6. Oakes, Chris-SJSU | SO | 16 | 16   | 1.00 |
| 7. Wesley, Tai-USU   | FR | 16 | 14   | 0.88 |
| 8. Blair, Alex-FS    | SR | 16 | 13   | 0.81 |
| Johnson, Clyde-UI    | SR | 16 | 13   | 0.81 |
| 10. Owsley, P.J.-UH  | SR | 13 | 10   | 0.77 |

## AST/TO RATIO (Min. 3.0 asts/game)

|                          | YR | G  | Ast | Avg | Turn | Avg | Ratio |
|--------------------------|----|----|-----|-----|------|-----|-------|
| 1. Bauscher, Matt-BSU    | SR | 16 | 65  | 4.1 | 14   | 0.9 | 4.64  |
| 2. Peete, Fred-NMSU      | SR | 16 | 76  | 4.8 | 31   | 1.9 | 2.45  |
| 3. Clark, Kris-USU       | SR | 16 | 109 | 6.8 | 52   | 3.3 | 2.10  |
| 4. Johnson, Armon-NEV    | FR | 16 | 61  | 3.8 | 31   | 1.9 | 1.97  |
| 5. Luetzgerodt, Riley-UH | SR | 16 | 53  | 3.3 | 27   | 1.7 | 1.96  |
| 6. Bell, Kevin-FS        | SR | 16 | 88  | 5.5 | 48   | 3.0 | 1.83  |
| 7. Kemp, Marcelus-NEV    | SR | 16 | 59  | 3.7 | 35   | 2.2 | 1.69  |
| 8. Thomas, Anthony-BSU   | SO | 16 | 65  | 4.1 | 40   | 2.5 | 1.63  |
| 9. Hawkins, Justin-NMSU  | SR | 16 | 56  | 3.5 | 37   | 2.3 | 1.51  |
| 10. Gibson, Matt-UH      | SR | 16 | 85  | 5.3 | 64   | 4.0 | 1.33  |

## ALL GAMES

|                                    |               |  |
|------------------------------------|---------------|--|
| <b>POINTS</b> .....                | 110           | Idaho vs Cascade (11/9)                      |
|                                    | 107           | Boise State vs Montana Tech (11/21)          |
|                                    | 107           | Boise State at New Mexico State (3/15)       |
| <b>FIELD GOALS MADE</b> .....      | 45            | Boise State vs Montana Tech (11/21)          |
|                                    | 41            | New Mexico State vs Hawai'i (3/8)            |
|                                    | 40            | Nevada vs Cal St. Stanislaus (12/31)         |
| <b>FIELD GOAL ATTEMPTS</b> .....   | 83            | New Mexico State vs Boise State (3/15)       |
|                                    | 80            | New Mexico State vs Hawai'i (3/8)            |
|                                    | 79            | Boise State at New Mexico State (3/15)       |
| <b>FIELD GOAL PERCENTAGE</b> ..... | .703 (45-64)  | Boise State vs Montana Tech (11/21)          |
|                                    | .673 (37-55)  | Utah State vs Louisiana Tech (2/28)          |
|                                    | .661 (39-59)  | Idaho vs Cascade (11/9)                      |
| <b>3-PT FG MADE</b> .....          | 15            | Boise State at Idaho State (12/5)            |
|                                    | 14            | Boise State vs Hawai'i (1/24)                |
|                                    | 13            | Fresno State vs Portland (11/9)              |
|                                    | 13            | New Mexico State vs Texas (11/23)            |
|                                    | 13            | Fresno State vs CS-Monterey Bay (12/4)       |
|                                    | 13            | Idaho at Arizona State (12/22)               |
|                                    | 13            | Boise State at Nevada (1/19)                 |
|                                    | 13            | Fresno State vs New Mexico State (3/1)       |
| <b>3-PT FG ATTEMPTS</b> .....      | 34            | Fresno State vs CS-Monterey Bay (12/4)       |
|                                    | 33            | Fresno State at New Mexico State (1/5)       |
|                                    | 33            | Fresno State vs Idaho (1/12)                 |
| <b>3 PT PERCENTAGE</b> .....       | .667 (6-9)    | San Jose State at Santa Clara (1/7)          |
|                                    | .647 (11-17)  | Nevada vs Hawai'i (2/9)                      |
|                                    | .643 (9-14)   | Boise State vs Hawai'i (3/13)                |
| <b>FREE THROWS MADE</b> .....      | 34            | New Mexico State vs North Texas (12/1)       |
|                                    | 32            | San Jose State vs Hawai'i (1/5)              |
|                                    | 32            | Louisiana Tech vs Idaho (2/9)                |
|                                    | 32            | Nevada at Idaho (2/16)                       |
| <b>FREE THROW ATTEMPTS</b> .....   | 47            | New Mexico State vs North Texas (12/1)       |
|                                    | 43            | New Mexico State vs UTEP (12/9)              |
|                                    | 43            | San Jose State vs Hawai'i (1/5)              |
| <b>FREE THROW PERCENTAGE</b> ..... | 1.000 (12-12) | Fresno State vs Saint Mary's (1/8)           |
|                                    | 1.000 (10-10) | Utah State vs Utah Valley (12/20)            |
|                                    | 1.000 (10-10) | Utah State vs Louisiana Tech (2/28)          |
|                                    | 1.000 (4-4)   | Louisiana Tech vs San Jose State (3/11)      |
| <b>REBOUNDS</b> .....              | 65            | New Mexico State vs Hawai'i (3/8)            |
|                                    | 57            | Nevada vs Cal St. Stanislaus (12/31)         |
|                                    | 57            | Boise State vs Cal St. Bakersfield (2/20)    |
| <b>ASSISTS</b> .....               | 31            | Boise State vs Montana Tech (11/21)          |
|                                    | 27            | Nevada vs Louisiana Tech (3/1)               |
|                                    | 26            | Utah State vs Utah Valley (12/20)            |
| <b>STEALS</b> .....                | 16            | Boise State vs Utah Valley (11/9)            |
|                                    | 15            | Boise State vs Montana Tech (11/21)          |
|                                    | 15            | Hawai'i vs Long Beach State (12/9)           |
|                                    | 15            | Fresno State vs Presbyterian College (12/20) |
| <b>BLOCKED SHOTS</b> .....         | 11            | Fresno State vs CS-Monterey Bay (12/4)       |
|                                    | 11            | Nevada vs Idaho (1/17)                       |
|                                    | 10            | Nevada vs Colorado State (12/19)             |
| <b>TURNOVERS</b> .....             | 27            | Idaho at Louisiana Tech (2/9)                |
|                                    | 26            | New Mexico State at Duke (11/12)             |
|                                    | 24            | Utah State at Louisiana Tech (1/24)          |
|                                    | 24            | New Mexico State at Hawai'i (1/31)           |
| <b>FOULS</b> .....                 | 30            | Hawai'i vs Boise State (3/13)                |
|                                    | 29            | Idaho at Gonzaga (11/13)                     |
|                                    | 29            | Hawai'i at San Jose State (01/5)             |
|                                    | 29            | Idaho at Louisiana Tech (2/9)                |

## WAC GAMES

|                                    |               |  |
|------------------------------------|---------------|--|
| <b>POINTS</b> .....                | 106           | New Mexico State vs Hawai'i (3/8)        |
|                                    | 100           | New Mexico State vs Utah State (1/26)    |
|                                    | 99            | New Mexico State vs Boise State (2/9)    |
| <b>FIELD GOALS MADE</b> .....      | 41            | New Mexico State vs Hawai'i (3/8)        |
|                                    | 39            | New Mexico State vs Utah State (1/26)    |
|                                    | 38            | New Mexico State vs Boise State (2/9)    |
| <b>FIELD GOAL ATTEMPTS</b> .....   | 80            | New Mexico State vs Hawai'i (3/8)        |
|                                    | 77            | New Mexico State vs Boise State (2/9)    |
|                                    | 77            | New Mexico State at Nevada (02/28)       |
| <b>FIELD GOAL PERCENTAGE</b> ..... | .673 (37-55)  | Utah State vs Louisiana Tech (02/28)     |
|                                    | .660 (35-53)  | Nevada vs Louisiana Tech (03/1)          |
|                                    | .643 (27-42)  | Utah State at Louisiana Tech (1/24)      |
| <b>3-PT FG MADE</b> .....          | 14            | Boise State vs Hawai'i (1/24)            |
|                                    | 13            | Boise State at Nevada (1/19)             |
|                                    | 13            | Fresno State vs New Mexico State (3/1)   |
| <b>3-PT FG ATTEMPTS</b> .....      | 33            | Fresno State at New Mexico State (1/5)   |
|                                    | 33            | Fresno State vs Idaho (1/12)             |
|                                    | 30            | New Mexico State at Utah State (1/12)    |
|                                    | 30            | Fresno State vs San Jose State (1/26)    |
| <b>3 PT PERCENTAGE</b> .....       | .647 (11-17)  | Nevada vs Hawai'i (2/9)                  |
|                                    | .636 (14-22)  | Boise State vs Hawai'i (1/24)            |
|                                    | .625 (5-8)    | Utah State vs Idaho (01/19)              |
| <b>FREE THROWS MADE</b> .....      | 32            | San Jose State vs Hawai'i (1/5)          |
|                                    | 32            | Louisiana Tech vs Idaho (2/9)            |
|                                    | 32            | Nevada at Idaho (2/16)                   |
| <b>FREE THROW ATTEMPTS</b> .....   | 43            | San Jose State vs Hawai'i (1/5)          |
|                                    | 41            | Utah State vs Hawai'i (1/3)              |
|                                    | 41            | Louisiana Tech vs Idaho (2/9)            |
| <b>FREE THROW PERCENTAGE</b> ..... | 1.000 (10-10) | Utah State vs Louisiana Tech (2/28)      |
|                                    | .914 (32-35)  | Nevada at Idaho (2/16)                   |
|                                    | .909 (10-11)  | Louisiana Tech at Fresno State (2/4)     |
| <b>REBOUNDS</b> .....              | 65            | New Mexico State vs Hawai'i (3/8)        |
|                                    | 54            | San Jose State at Fresno State (1/26)    |
|                                    | 50            | New Mexico State vs Boise State (2/9)    |
| <b>ASSISTS</b> .....               | 27            | Nevada vs Louisiana Tech (3/1)           |
|                                    | 25            | Hawai'i vs New Mexico State (1/31)       |
|                                    | 25            | New Mexico State at San Jose State (2/2) |
|                                    | 25            | Utah State vs Louisiana Tech (2/28)      |
| <b>STEALS</b> .....                | 14            | Louisiana Tech vs Utah State (1/24)      |
|                                    | 13            | San Jose State vs New Mexico State (2/2) |
|                                    | 13            | Louisiana Tech vs Idaho (2/9)            |
| <b>BLOCKED SHOTS</b> .....         | 11            | Nevada vs Idaho (1/17)                   |
|                                    | 8             | Nevada vs Utah State (2/11)              |
|                                    | 8             | Nevada vs New Mexico State (2/28)        |
| <b>TURNOVERS</b> .....             | 27            | Idaho at Louisiana Tech (2/9)            |
|                                    | 24            | Utah State at Louisiana Tech (1/24)      |
|                                    | 24            | New Mexico State at Hawai'i (1/3)        |
| <b>FOULS</b> .....                 | 29            | Hawai'i at San Jose State (1/5)          |
|                                    | 29            | Idaho at Louisiana Tech (2/9)            |
|                                    | 27            | Idaho vs New Mexico State (1/2)          |
|                                    | 27            | Idaho at Nevada (1/17)                   |
|                                    | 27            | Hawai'i at Boise State (1/24)            |
|                                    | 27            | Hawai'i vs Boise State (3/1)             |



# 2007-08 INDIVIDUAL SUPERLATIVES

## ALL GAMES

|                                    |               |  |
|------------------------------------|---------------|--|
| <b>POINTS</b> .....                | 37            | Hawkins, Justin (NMSU) vs Hawai'i (3/8)                    |
|                                    | 35            | Kemp, Marcelus (Nevada) vs Utah St. (2/11)                 |
|                                    | 33            | Carroll, Jaycee (Utah St.) vs No. Arizona (12/21)          |
|                                    | 33            | Young, Jahmar (NMSU) at Boise St. (1/10)                   |
|                                    | 33            | Carroll, Jaycee (Utah St.) vs Fresno St. (3/3)             |
| <b>FIELD GOALS MADE</b> .....      | 14            | Hawkins, Justin (NMSU) vs Hawai'i (3/8)                    |
|                                    | 13            | Carroll, Jaycee (Utah St.) vs Louisiana Tech (2/28)        |
|                                    | 13            | Bell, Kevin (Fresno St.) at Utah St. (3/3)                 |
| <b>FIELD GOAL ATTEMPTS</b> .....   | 26            | Kemp, Marcelus (Nevada) vs California (11/28)              |
|                                    | 25            | Hawkins, Justin (NMSU) vs Hawai'i (3/8)                    |
|                                    | 25            | Larry, Reggie (Boise St.) at NMSU (3/15)                   |
| <b>FIELD GOAL PCT</b> .....        | 11.000 (8-8)  | Wilkinson, Gary (Utah St.) vs Austin Peay (11/20)          |
|                                    | .909 (10-11)  | Nelson, Matt (Boise St.) vs Mont. Tech (11/21)             |
|                                    | .909 (10-11)  | Hall, Mike (Idaho) vs San Jose St. (1/24)                  |
| <b>3 PT FG MADE</b> .....          | 9             | Hall, Mike (Idaho) vs San Jose St. (1/24)                  |
|                                    | 7             | Miller, Eddie (Fresno St.) at Winston-Salem St. (11/27)    |
|                                    | 7             | Miller, Eddie (Fresno St.) vs Idaho (1/12)                 |
|                                    | 7             | Miller, Eddie (Fresno St.) vs San Jose St. (1/26)          |
| <b>3 PT FG ATTEMPTS</b> .....      | 16            | Miller, Eddie (Fresno St.) vs Boise St. (1/28)             |
|                                    | 14            | Miller, Eddie (Fresno St.) vs San Jose St. (1/26)          |
|                                    | 13            | Kemp, Marcelus (Nevada) vs California (11/28)              |
|                                    | 13            | Miller, Eddie (Fresno St.) at NMSU (1/5)                   |
|                                    | 13            | Hall, Mike (Idaho) at Fresno St. (1/12)                    |
| <b>3 PT PERCENTAGE</b> .....       | 1.000 (5-5)   | Bauscher, Matt (Boise St.) vs Hawai'i (1/24)               |
|                                    | .900 (9-10)   | Hall, Mike (Idaho) vs San Jose St. (1/24)                  |
|                                    | .833 (5-6)    | Hall, Mike (Idaho) vs Boise St. (1/5)                      |
|                                    | .833 (5-6)    | Kemp, Marcelus (Nevada) vs Hawai'i (2/9)                   |
|                                    | .833 (5-6)    | Tiedeman, Tyler (Boise St.) at NMSU (2/9)                  |
|                                    | .833 (5-6)    | Bauscher, Matt (Boise St.) vs Utah St. (3/14)              |
|                                    | .833 (5-6)    | Newbold, Tyler (Utah St.) vs San Jose St. (3/13)           |
| <b>FREE THROWS MADE</b> .....      | 16            | Hawkins, Justin (NMSU) vs North Texas (12/1)               |
|                                    | 15            | Kemp, Marcelus (Nevada) at Idaho (2/16)                    |
|                                    | 14            | Graham, Justin (San Jose St.) vs Hawai'i (1/5)             |
| <b>FREE THROW ATTEMPTS</b> .....   | 20            | Hawkins, Justin (NMSU) vs North Texas (12/1)               |
|                                    | 18            | Passos, Hatila (NMSU) vs Boise St. (3/15)                  |
|                                    | 17            | Graham, Justin (San Jose St.) vs Hawai'i (1/5)             |
| <b>FREE THROW PERCENTAGE</b> ..... | 1.000 (13-13) | Fields, Brandon (Nevada) at Idaho (2/16)                   |
|                                    | 1.000 (11-11) | Gibson, Kyle (Louisiana Tech) vs Hawai'i (3/6)             |
|                                    | 1.000 (10-10) | Hernandez, Hector (Fresno St.) vs Montana St. (11/21)      |
| <b>REBOUNDS</b> .....              | 18            | McGee, JaVale (Nevada) vs UCF (12/16)                      |
|                                    | 16            | Brooks, Jordan (Idaho) at Fresno St. (1/12)                |
|                                    | 16            | Larry, Reggie (Boise St.) at Fresno St. (1/28)             |
|                                    | 16            | Brooks, Jordan (Idaho) vs Fresno St. (2/14)                |
|                                    | 16            | Larry, Reggie (Boise St.) at NMSU (3/15)                   |
| <b>ASSISTS</b> .....               | 14            | Brooks, Jordan (Idaho) at Hawai'i (2/28)                   |
|                                    | 12            | Peete, Fred (NMSU) vs Boise St. (2/9)                      |
|                                    | 11            | Gibson, Matt (Hawai'i) vs NMSU (1/31)                      |
|                                    | 10            | Bell, Kevin (Fresno St.) vs Montana St. (11/21)            |
|                                    | 10            | Clark, Kris (Utah St.) vs Utah Valley (12/20)              |
|                                    | 10            | Clark, Kris (Utah St.) vs Boise St. (1/17)                 |
|                                    | 10            | Clark, Kris (Utah St.) at Nevada (2/11)                    |
| <b>STEALS</b> .....                | 6             | Luetzgerodt, Riley (Hawai'i) vs Utah St. (2/16)            |
|                                    | 5             | Larry, Reggie (Boise St.) vs Utah Valley (11/9)            |
|                                    | 5             | Stephens, Desmond (Utah St.) vs Montana-Western (11/12)    |
|                                    | 5             | Thomas, Anthony (Boise St.) vs Wash. St. (11/13)           |
|                                    | 5             | Brooks, Jordan (Idaho) at Gonzaga (11/13)                  |
|                                    | 5             | Brooks, Jordan (Idaho) vs S. Dakota St. (11/28)            |
|                                    | 5             | Thomas, Anthony (Boise St.) at Utah Valley (12/13)         |
|                                    | 5             | Miller, Eddie (Fresno St.) vs Presbyterian College (12/20) |
|                                    | 5             | Brooks, Jordan (Idaho) vs Louisiana Tech (1/10)            |
|                                    | 5             | Gibson, Kyle (Louisiana Tech) vs Utah St. (1/24)           |
|                                    | 5             | Gibson, Matt (Hawai'i) at Boise St. (1/24)                 |
|                                    | 5             | Wright, DaShawn (San Jose St.) vs NMSU (2/2)               |
|                                    | 5             | Bell, Kevin (Fresno St.) vs Utah St. (2/7)                 |
| <b>BLOCKED SHOTS</b> .....         | 7             | McGee, JaVale (Nevada) at No. Iowa (12/22)                 |
|                                    | 6             | McGee, JaVale (Nevada) at UCF (11/11)                      |
|                                    | 6             | McGee, JaVale (Nevada) vs California (11/28)               |
|                                    | 6             | Johnson, Demarshay (Nevada) vs CSU (12/19)                 |
|                                    | 6             | McGee, JaVale (Nevada) vs Utah St. (2/11)                  |
|                                    | 6             | Wesley, Tai (Utah St.) vs San Jose St. (3/13)              |

## WAC GAMES

|                                  |               |   |
|----------------------------------|---------------|---|
| <b>POINTS</b> .....              | 37            | Hawkins, Justin (NMSU) vs Hawai'i (3/8)             |
|                                  | 35            | Kemp, Marcelus (Nevada) vs Utah St. (2/11)          |
|                                  | 33            | Young, Jahmar (NMSU) at Boise St. (1/10)            |
|                                  | 33            | Carroll, Jaycee (Utah St.) vs Fresno St. (3/3)      |
| <b>FIELD GOALS MADE</b> .....    | 14            | Hawkins, Justin (NMSU) vs Hawai'i (3/8)             |
|                                  | 13            | Carroll, Jaycee (Utah St.) vs Louisiana Tech (2/28) |
|                                  | 13            | Bell, Kevin (Fresno St.) at Utah St. (3/3)          |
|                                  | 12            | Young, Jahmar (NMSU) at Boise St. (1/10)            |
|                                  | 12            | Carroll, Jaycee (Utah St.) at San Jose St. (2/18)   |
|                                  | 12            | McGee, JaVale (Nevada) vs Louisiana Tech (3/1)      |
| <b>FIELD GOAL ATTEMPTS</b> ..... | 25            | Hawkins, Justin (NMSU) vs Hawai'i (3/8)             |
|                                  | 23            | Bell, Kevin (Fresno St.) vs Boise St. (1/28)        |
|                                  | 23            | Bell, Kevin (Fresno St.) at Nevada (1/31)           |
|                                  | 22            | Carroll, Jaycee (Utah St.) at San Jose St. (2/18)   |
| <b>FIELD GOAL PCT</b> .....      | .909 (10-11)  | Hall, Mike (Idaho) vs San Jose St. (1/24)           |
|                                  | .889 (8-9)    | Passos, Hatila (NMSU) at San Jose St. (2/2)         |
|                                  | .857 (12-14)  | McGee, JaVale (Nevada) vs Louisiana Tech (3/1)      |
| <b>3 PT FG MADE</b> .....        | 9             | Hall, Mike (Idaho) vs San Jose St. (1/24)           |
|                                  | 7             | Miller, Eddie (Fresno St.) vs Idaho (1/12)          |
|                                  | 7             | Miller, Eddie (Fresno St.) vs San Jose St. (1/26)   |
| <b>3 PT FG ATTEMPTS</b> .....    | 16            | Miller, Eddie (Fresno St.) vs Boise St. (1/28)      |
|                                  | 14            | Miller, Eddie (Fresno St.) vs San Jose St. (1/26)   |
|                                  | 13            | Miller, Eddie (Fresno St.) at NMSU (1/5)            |
|                                  | 13            | Hall, Mike (Idaho) at Fresno St. (1/12)             |
| <b>3 PT PERCENTAGE</b> .....     | 1.000 (5-5)   | Bauscher, Matt (Boise St.) vs Hawai'i (1/24)        |
|                                  | .900 (9-10)   | Hall, Mike (Idaho) vs San Jose St. (1/24)           |
|                                  | .833 (5-6)    | Hall, Mike (Idaho) vs Boise St. (1/5)               |
|                                  | .833 (5-6)    | Kemp, Marcelus (Nevada) vs Hawai'i (2/9)            |
|                                  | .833 (5-6)    | Tiedeman, Tyler (Boise St.) at NMSU (2/9)           |
|                                  | .833 (5-6)    | Bauscher, Matt (Boise St.) vs Utah St. (3/14)       |
|                                  | .833 (5-6)    | Newbold, Tyler (Utah St.) vs San Jose St. (3/13)    |
| <b>FREE THROWS MADE</b> .....    | 15            | Kemp, Marcelus (Nevada) at Idaho (2/16)             |
|                                  | 14            | Graham, Justin (San Jose St.) vs Hawai'i (1/5)      |
|                                  | 13            | Wesley, Tai (Utah St.) vs Hawai'i (1/3)             |
|                                  | 13            | Kemp, Marcelus (Nevada) vs Utah St. (2/11)          |
|                                  | 13            | Fields, Brandon (Nevada) at Idaho (2/16)            |
| <b>FREE THROW ATTEMPTS</b> ..... | 17            | Graham, Justin (San Jose St.) vs Hawai'i (1/5)      |
|                                  | 16            | Wesley, Tai (Utah St.) vs Hawai'i (1/3)             |
|                                  | 16            | Kemp, Marcelus (Nevada) at Idaho (2/16)             |
|                                  | 15            | Larry, Reggie (Boise St.) vs Fresno St. (2/16)      |
|                                  | 14            | Brooks, Jordan (Idaho) vs Louisiana Tech (1/10)     |
|                                  | 14            | Kemp, Marcelus (Nevada) vs Utah St. (2/11)          |
| <b>FREE THROW PCT</b> .....      | 1.000 (13-13) | Fields, Brandon (Nevada) at Idaho (2/16)            |
|                                  | 1.000 (11-11) | Gibson, Kyle (Louisiana Tech) vs Hawai'i (3/6)      |
|                                  | 1.000 (8-8)   | Kemp, Marcelus (Nevada) at Hawai'i (1/12)           |
|                                  | 1.000 (8-8)   | Hawkins, Justin (NMSU) vs Nevada (1/24)             |
|                                  | 1.000 (8-8)   | Luetzgerodt, Riley (Hawai'i) vs NMSU (1/31)         |
|                                  | 1.000 (8-8)   | Clark, Jonathan (Louisiana Tech) vs Idaho (2/9)     |
|                                  | 1.000 (8-8)   | Larry, Reggie (Boise St.) vs Nevada (2/14)          |
|                                  | 1.000 (8-8)   | Nash, Bobby (Hawai'i) vs Idaho (2/28)               |
| <b>REBOUNDS</b> .....            | 16            | Brooks, Jordan (Idaho) at Fresno St. (1/12)         |
|                                  | 16            | Larry, Reggie (Boise St.) at Fresno St. (1/28)      |
|                                  | 16            | Brooks, Jordan (Idaho) vs Fresno St. (2/14)         |
|                                  | 15            | Larry, Reggie (Boise St.) vs Louisiana Tech (1/12)  |
|                                  | 15            | Webster, C.J. (San Jose St.) at NMSU (3/6)          |
| <b>ASSISTS</b> .....             | 14            | Brooks, Jordan (Idaho) at Hawai'i (2/28)            |
|                                  | 12            | Peete, Fred (NMSU) vs Boise St. (2/9)               |
|                                  | 11            | Gibson, Matt (Hawai'i) vs NMSU (1/31)               |
|                                  | 10            | Clark, Kris (Utah St.) vs Boise St. (1/17)          |
|                                  | 10            | Clark, Kris (Utah St.) at Nevada (2/11)             |
| <b>STEALS</b> .....              | 6             | Luetzgerodt, Riley (Hawai'i) vs Utah St. (2/16)     |
|                                  | 5             | Brooks, Jordan (Idaho) vs Louisiana Tech (1/10)     |
|                                  | 5             | Gibson, Kyle (Louisiana Tech) vs Utah St. (1/24)    |
|                                  | 5             | Gibson, Matt (Hawai'i) at Boise St. (1/24)          |
|                                  | 5             | Wright, DaShawn (San Jose St.) vs NMSU (2/2)        |
|                                  | 5             | Bell, Kevin (Fresno St.) vs Utah St. (2/7)          |
| <b>BLOCKED SHOTS</b> .....       | 6             | McGee, JaVale (Nevada) vs Utah St. (2/11)           |
|                                  | 5             | McGee, JaVale (Nevada) vs NMSU (2/28)               |
|                                  | 4             | Several Players                                     |

## SCORING

### Most Points

|            |      |   |
|------------|------|---|
| WAC Half   | 70   | Arizona State (Arizona), 1973             |
| WAC Game   | 128  | Tulsa (at TCU), Feb. 27, 1997             |
| WAC Season | 1463 | Fresno State, 1995-96                     |
| Half       | 82   | TCU (Grambling State, 2nd), Dec. 30, 1999 |
| Game       | 153  | TCU (UT-Pan American), Nov. 29, 1997      |
| Season     | 3209 | TCU, 1997-98                              |

### Most Points Per Game

|            |      |               |
|------------|------|---------------|
| WAC Season | 95.6 | TCU, 1997-98  |
| Season     | 98.0 | Utah, 1965-66 |

### Largest Scoring Margin

|            |      |   |
|------------|------|---|
| WAC Game   | 44   | UTEP (108) vs. Arizona (64), 1970;            |
|            | 44   | Tulsa (128) vs. TCU (84), Feb. 27, 1997;      |
|            | 44   | TCU (105) vs. SDSU (61), Jan. 17, 1998        |
| WAC Season | 20.5 | TCU, 1997-98                                  |
| Game       | 67   | Air Force (124) vs. Doane (57), Nov. 22, 1997 |
| Season     | 19.4 | TCU, 1997-98                                  |

## FIELD GOALS

### Most Field Goals Made

|            |      |                                      |
|------------|------|--------------------------------------|
| WAC Game   | 50   | TCU (San Jose State), Feb. 7, 1998   |
| WAC Season | 514  | Fresno State, 1995-96                |
| Game       | 57   | TCU (Central Oklahoma), Dec. 9, 2000 |
| Season     | 1220 | TCU, 1997-98                         |

### Most Field Goals Attempted

|            |      |  |
|------------|------|--|
| WAC Game   | 109  | San Diego State (Brigham Young), 1979-80 |
| WAC Season | 1135 | Fresno State, 1995-96                    |
| Game       | 109  | San Diego State (Brigham Young), 1979-80 |
| Season     | 2464 | TCU, 1997-98                             |

### Best Field Goal Percentage

|            |      |                                    |
|------------|------|------------------------------------|
| WAC Game   | 73.7 | Utah (Air Force, 28-38), 1986-87   |
| WAC Season | 57.0 | New Mexico (474-832), 1988-89      |
| Game       | 81.4 | New Mexico (Oregon State), 1985-86 |
| Season     | 54.5 | New Mexico (992-1819), 1988-89     |

### Most Three-Point Field Goals Made

|            |     |   |
|------------|-----|---|
| WAC Game   | 20  | Utah State (New Mexico State), Feb. 2, 2006 |
| WAC Season | 179 | New Mexico, 1993-94                         |
| Game       | 20  | Utah State (New Mexico State), Feb. 2, 2006 |
| Season     | 303 | Fresno State, 2006-07                       |

### Most Three-Point Field Goals Attempted

|            |     |   |
|------------|-----|---|
| WAC Game   | 36  | SMU (Fresno State), Jan. 10, 1998;          |
|            | 36  | Tulsa (SMU), Jan. 25, 2003                  |
| WAC Season | 463 | Fresno State, 2005-06                       |
| Game       | 44  | Fresno State (CS Northridge), Nov. 30, 1999 |
| Season     | 881 | Fresno State, 2006-07                       |

### Best Three-Point Field Goal Percentage (Min. 10 made)

|            |      |   |
|------------|------|---|
| WAC Game   | 71.4 | Fresno State (at Air Force, 10-14), 1995-96         |
|            | 71.4 | Hawai'i (Fresno State, 10-14), Feb. 1, 2001         |
| WAC Season | 49.4 | Brigham Young, 1987-88                              |
| Game       | 76.9 | New Mexico State (Boise State, 10-13), Mar. 9, 2007 |
| Season     | 46.2 | Colorado State, 1988-89 (141-305)                   |

## FREE THROWS

### Most Made

|            |     |                                       |
|------------|-----|---------------------------------------|
| WAC Game   | 45  | Nevada (Boise State), Feb. 14, 2002   |
| WAC Season | 386 | Brigham Young, 1992-93                |
| Game       | 56  | TCU (Eastern Michigan), Dec. 21, 1999 |
| Season     | 698 | TCU, 2000-01                          |

### Most Attempted

|            |     |  |
|------------|-----|--|
| WAC Game   | 56  | Nevada (Louisiana Tech), Feb. 15, 2003 |
| WAC Season | 574 | Nevada, 2001-02                        |
| Game       | 70  | TCU (Eastern Michigan), Dec. 21, 1999  |
| Season     | 975 | New Mexico State, 2006-07              |

### Best Percentage

|            |       |   |
|------------|-------|---|
| WAC Game   | 1.000 | Several Teams (Most Made, 19-ASU vs. UA, 1977-78; and Nevada at Boise State, Jan. 17, 2004) |
| WAC Season | .805  | Brigham Young (284-353), 1988-89  |
| Game       | 1.000 | Several Teams (Most Made, 21 TCU vs. Louisiana Tech, Dec. 23, 1999)                         |
| Season     | .815  | Brigham Young (527-647), 1988-89  |

## REBOUNDING

### Most Rebounds

|            |      |  |
|------------|------|--|
| WAC Game   | 75   | Utah (Arizona State), 1968-69              |
| WAC Season | 725  | Nevada, 2004-05                            |
| Game       | 79   | Colorado State (West Texas State), 1970-71 |
| Season     | 1480 | New Mexico, 1976-77                        |

### Most Rebounds Per Game

|            |      |                        |
|------------|------|------------------------|
| WAC Season | 46.1 | Arizona State, 1968-69 |
| Season     | 55.8 | Brigham Young, 1969-70 |

## ASSISTS

### Most Assists

|            |     |                                      |
|------------|-----|--------------------------------------|
| WAC Game   | 36  | Utah (Brigham Young), 1973-74        |
| WAC Season | 324 | New Mexico, 1988-89                  |
| Game       | 39  | TCU (Central Oklahoma), Dec. 9, 2000 |
| Season     | 685 | Fresno State, 1997-98                |

## STEALS

### Most Steals

|            |     |  |
|------------|-----|--|
| WAC Game   | 21  | TCU (Fresno State), Feb. 15, 2001        |
| WAC Season | 176 | TCU, 2000-01                             |
| Game       | 30  | TCU (Arkansas-Pine Bluff), Dec. 30, 2000 |
| Season     | 434 | Tulsa, 1999-2000                         |

## PERSONAL FOULS

### Most Fouls

|            |     |  |
|------------|-----|--|
| WAC Game   | 39  | Louisiana Tech (Nevada), Feb. 15, 2003 |
| WAC Season | 393 | UTEP, 2001-02                          |
| Game       | 39  | Louisiana Tech (Nevada), Feb. 15, 2003 |
| Season     | 729 | Tulsa, 1999-2000                       |

### Fewest Fouls

|            |     |                                     |
|------------|-----|-------------------------------------|
| WAC Game   | 5   | New Mexico (at Air Force), 1989-90; |
|            | 5   | Utah (UTEP), 1975-76                |
| WAC Season | 173 | Arizona State, 1962-63              |
| Game       | 5   | Several Teams                       |
| Season     | 365 | Brigham Young, 1972-73              |



# WAC RECORDS TEAM

## WINS AND LOSSES

### Most Games Played

Season 37 Tulsa, 1999-2000

### Most Wins

WAC Season 16 Nevada, 2004-05

Season 32 Tulsa, 1999-2000

### Most Losses

WAC Season 17 San Jose State, 2003-04

Season 27 Idaho, 2006-07

### Best Won/Lost Percentage

WAC Season 100.0 TCU (14-0), 1997-98

Season 89.7 Arizona State (26-3), 1962-63

### Most Consecutive Wins

WAC Season 19 Utah, 1997-98 1998-99

Season 23 Utah, 1998-99

### Most Consecutive Losses

WAC Season 16 San Diego State, 1991-92;

16 Brigham Young, 1996-97

Season 21 San Diego State, 1991-92;

21 Brigham Young, 1996-97

## DEFENSIVE RECORDS

### Fewest Points Allowed

WAC Half 7 UTEP (Wyoming), 1978-79

WAC Game 25 Wyoming (at Brigham Young), 1981-82

Half 7 UTEP (Wyoming), 1978-79

Game 25 Wyoming (at Brigham Young), 1981-82

### Fewest Points Allowed Per Game

WAC Season 47.1 Wyoming, 1981-82

Season 51.5 Wyoming, 1981-82

### Fewest Field Goals Allowed

WAC Game 8 Wyoming (Air Force), 1981-82;

8 UTEP (Wyoming), 1978-79

Game 8 Wyoming (Air Force), 1981-82;

8 UTEP (Wyoming), 1978-79

### Fewest Field Goal Attempts Allowed

WAC Game 16 UTEP (Wyoming), 1978-79

Game 16 UTEP (Wyoming), 1978-79

### Fewest Free Throw Attempts Allowed

WAC Game 0 New Mexico (at Air Force), 1989-90

Game 0 New Mexico (at Air Force), 1989-90

## SINGLE GAME TWO-TEAM RECORDS (WAC ONLY)

### Most Points

WAC Game 227 Utah (121) vs. Arizona (106), 1973-74

### Fewest Points

WAC Game 52 Wyoming (27) vs. Brigham Young (25), 1981-82

### Most Field Goals Made

WAC Game 94 Utah (50) vs. Arizona (44), 1973-74

### Most Field Goals Attempted

WAC Game 195 Brigham Young (98) vs. Utah (97), 1965-66

### Most Three-Point Field Goals Made

WAC Game 29 UTEP (11) at New Mexico (18), Feb. 19, 1998

### Most Three-Point Field Goals Attempted

WAC Game 62 SMU (36) at Fresno State (26), Jan. 10, 1998

### Most Free Throws Made

WAC Game 68 Utah (36) vs. Brigham Young (32), 1962-63

### Most Free Throws Attempted

WAC Game 93 Wyoming (33) at New Mexico (58), 1965-66

### Most Rebounds

WAC Game 137 Utah (71) vs. Arizona (66), 1966-67

### Most Fouls

WAC Game 68 Wyoming (37) vs. New Mexico (31), 1965-66

### Most Players Fouled Out

WAC Game 7 Brigham Young (4) vs. Utah (3), 1962-63;

7 Colorado State (4) vs. UTEP (3), 1973-74

## SEASON-END RANKINGS

### Associated Press

|      |               |         |      |               |          |
|------|---------------|---------|------|---------------|----------|
| 1963 | Arizona State | .....4  | 1967 | Brigham Young | .....T19 |
| 1965 | Brigham Young | .....9  | 1968 | New Mexico    | .....18  |
| 1968 | New Mexico    | .....6  |      | New Mexico    | .....7   |
| 1971 | Brigham Young | .....20 |      | Utah          | .....18  |
| 1972 | Brigham Young | .....9  | 1969 | Wyoming       | .....T17 |
| 1973 | Arizona State | .....16 | 1970 | UTEP          | .....T20 |
| 1974 | Utah          | .....15 | 1971 | Brigham Young | .....T11 |
| 1975 | Arizona State | .....8  | 1972 | Brigham Young | .....9   |
| 1976 | Arizona       | .....15 |      | UTEP          | .....17  |
| 1977 | Utah          | .....14 | 1973 | Arizona State | .....13  |
| 1978 | New Mexico    | .....12 | 1974 | New Mexico    | .....18  |
|      | Utah          | .....14 | 1975 | Arizona State | .....7   |
| 1980 | Brigham Young | .....12 |      | Arizona       | .....17  |
| 1981 | Utah          | .....14 |      | UTEP          | .....20  |
|      | Brigham Young | .....16 | 1976 | Arizona       | .....12  |
|      | Wyoming       | .....17 | 1977 | Utah          | .....10  |
| 1984 | UTEP          | .....9  | 1978 | New Mexico    | .....4   |
| 1986 | UTEP          | .....20 |      | Utah          | .....18  |
| 1988 | Wyoming       | .....13 | 1980 | Brigham Young | .....12  |
|      | Brigham Young | .....19 | 1981 | Utah          | .....10  |
| 1991 | Utah          | .....10 |      | Wyoming       | .....16  |
| 1993 | Utah          | .....19 |      | Brigham Young | .....17  |
|      | New Mexico    | .....21 | 1982 | Wyoming       | .....15  |
| 1995 | Utah          | .....19 | 1984 | UTEP          | .....9   |
| 1996 | Utah          | .....12 | 1986 | UTEP          | .....16  |
|      | New Mexico    | .....23 | 1987 | Wyoming       | .....17  |
| 1997 | Utah          | .....2  |      | UTEP          | .....T19 |
|      | New Mexico    | .....11 | 1988 | Wyoming       | .....14  |
| 1998 | Utah          | .....7  |      | Brigham Young | .....17  |
|      | TCU           | .....15 | 1991 | Utah          | .....10  |
|      | New Mexico    | .....18 |      |               |          |
| 1999 | Utah          | .....6  |      |               |          |
|      | New Mexico    | .....25 |      |               |          |
| 2000 | Tulsa         | .....18 |      |               |          |
| 2002 | Hawai'i       | .....25 |      |               |          |
| 2004 | Nevada        | .....21 |      |               |          |
| 2006 | Nevada        | .....20 |      |               |          |
| 2007 | Nevada        | .....15 |      |               |          |

### ESPN-USA Today

|      |            |         |
|------|------------|---------|
| 1992 | UTEP       | .....22 |
| 1993 | Utah       | .....16 |
| 1995 | Utah       | .....22 |
| 1996 | Utah       | .....12 |
|      | New Mexico | .....25 |
| 1997 | Utah       | .....6  |
|      | New Mexico | .....19 |
| 1998 | Utah       | .....2  |
|      | New Mexico | .....21 |
|      | TCU        | .....25 |
| 1999 | Utah       | .....10 |
| 2000 | Tulsa      | .....9  |
| 2007 | Nevada     | .....21 |

### United Press International

|      |               |          |
|------|---------------|----------|
| 1963 | Arizona State | .....3   |
| 1964 | New Mexico    | .....T16 |
| 1965 | Brigham Young | .....6   |
| 1966 | Utah          | .....12  |







**San Jose State's Brandon Hawkins holds the WAC record for free throws made (24) and attempted (31) in a game.**

## SCORING

### Most Points

|            |      |   |
|------------|------|---|
| WAC Game   | 50   | Marvin Johnson, UNM (Colorado State), 1977-78 |
| WAC Season | 480  | Devin Durrant, BYU, 1983-84                   |
| WAC Career | 1405 | Keith Van Horn, UU, 1994-97                   |
| Game       | 54   | Anthony Watson, SDSU (USIU), 1986-87          |
| Season     | 892  | Jerry Chambers, UU, 1965-66                   |
| Career     | 2542 | Keith Van Horn, UU, 1994-97                   |

### Best Scoring Average

|             |      |                                      |
|-------------|------|--------------------------------------|
| WAC Season  | 30.1 | Jerry Chambers, UU, 1965-66 (301-10) |
| WAC Career* | 26.3 | Flynn Robinson, UW, 1963-65          |
| Season      | 28.8 | Jerry Chambers, UU, 1965-66 (892-31) |
| Career*     | 26.3 | Kenny Page, UNM, 1979-81             |

## FREE THROWS

### Most Free Throws Made

|            |     |   |
|------------|-----|---|
| WAC Game   | 20  | Jeron Roberts, UW (UTEP), Feb. 7, 1998                |
| WAC Season | 140 | Devin Durrant, BYU, 1983-84                           |
| WAC Career | 334 | Devin Durrant, BYU, 1979-80, 83-84                    |
| Game       | 24  | Brandon Hawkins, SJSU (Mt. St. Mary's), Dec. 22, 2001 |
| Season     | 245 | Mike Newlin, UU, 1969-70                              |
| Career     | 621 | Devin Durrant, BYU, 1979-80, 83-84                    |

### Free Throws Attempted

|            |     |   |
|------------|-----|---|
| WAC Game   | 23  | Fennis Dembo, UW (UTEP), 1987-88                      |
| WAC Season | 178 | Devin Durrant, BYU, 1983-84                           |
| WAC Career | 449 | Pat Durham, CSU, 1986-89                              |
| Game       | 31  | Brandon Hawkins, SJSU (Mt. St. Mary's), Dec. 22, 2001 |
| Season     | 307 | Devin Durrant, BYU, 1983-84                           |
| Career     | 820 | Devin Durrant, BYU, 1979-80, 83-84                    |

### Best Free Throw Percentage

|             |      |                                     |
|-------------|------|-------------------------------------|
| WAC Season  | 92.6 | Rob Robbins, UNM, 1988-89 (50-54)   |
| WAC Career* | 88.0 | Ryan Yoder, CSU, 1991-94 (169-192)  |
| Season      | 93.5 | Rob Robbins, UNM, 1989-90 (101-108) |
| Career*     | 89.0 | Ryan Yoder, CSU, 1991-94 (268-301)  |

### Most Consecutive Free Throws Made

|    |                           |
|----|---------------------------|
| 52 | Rob Robbins, UNM, 1989-90 |
|----|---------------------------|

## FIELD GOALS

### Most Field Goals Made

|            |     |   |
|------------|-----|---|
| WAC Game   | 21  | Flynn Robinson, UW (Arizona St.), 1963-64;              |
|            | 21  | Marvin Johnson, UNM (Colorado St.), 1977-78             |
| WAC Season | 170 | Devin Durrant, BYU, 1983-84                             |
| WAC Career | 455 | Michael Smith, BYU, 1984, 87-89                         |
| Game       | 23  | Lee Nailon, TCU (Mississippi Valley St.), Dec. 12, 1997 |
| Season     | 329 | Lee Nailon, TCU, 1997-98                                |
| Career     | 987 | Danny Ainge, BYU, 1978-81                               |

### Most Field Goals Attempted

|            |      |                                |
|------------|------|--------------------------------|
| WAC Game   | 39   | Ben Monroe, UNM (BYU), 1966-67 |
| WAC Season | 332  | Otis Jones, AFA, 1993-94       |
| WAC Career | 997  | Raymond Dudley, AFA, 1987-90   |
| Game       | 39   | Ben Monroe, UMM (BYU), 1966-67 |
| Season     | 618  | Kenny Page, UNM, 1979-80       |
| Career     | 1875 | Danny Ainge, BYU, 1977-81      |

### Best Field Goal Percentage

|             |      |                                      |
|-------------|------|--------------------------------------|
| WAC Season  | 69.1 | Danny Vranes, UU, 1978-79 (67-97)    |
| WAC Career* | 61.9 | Danny Vranes, UU, 1978-81 (318-513)  |
| Season      | 66.7 | Al Fleming, UA, 1973-74 (136-204)    |
| Career*     | 62.2 | George Scott, UNM, 1982-85 (280-450) |

### Most Three-Point Field Goals Made

|            |     |  |
|------------|-----|--|
| WAC Game   | 10  | Jaycee Carroll, USU (FS), Jan. 7, 2006   |
| WAC Season | 73  | Dominick Young, FS, 1995-96              |
| WAC Career | 173 | Raymond Dudley, AFA, 1987-90             |
| Game       | 10  | Trevor Ruffin, UH (Louisville), 1993-94; |
|            | 10  | Jaycee Carroll, USU (FS), Jan. 7, 2006   |
| Season     | 125 | Michael Best, SDSU, 1988-89              |
| Career     | 290 | Jaycee Carroll, USU, 2004-08             |

### Most Three-Point Field Goals Attempted

|            |     |   |
|------------|-----|---|
| WAC Game   | 19  | Dominick Young, FS (CSU), Jan. 23, 1997 |
| WAC Season | 190 | Dominick Young, FS, 1995-96             |
| WAC Career | 424 | Raymond Dudley, AFA, 1987-90            |
| Game       | 19  | Dominick Young, FS (CSU), Jan. 23, 1997 |
| Season     | 330 | Dominick Young, FS, 1996-97             |
| Career     | 798 | Dominick Young, FS, 1995-97             |

### Best Three-Point Field Goal Percentage

|             |      |  |
|-------------|------|--|
| WAC Season  | 61.8 | Willie Banks, UNM, 1991-92 (21-34)     |
| WAC Career* | 47.4 | Trent Shippin, CSU, 1988-89 (46-97)    |
| Season      | 56.3 | Joel Tribelhorn, CSU, 1988-89 (76-135) |
| Career*     | 48.0 | Trent Shippin, CSU, 1988-89 (94-196)   |

**Utah State's Jaycee Carroll broke the record for most three-point field goals in a WAC game with 10 in 2006.**





# WAC RECORDS INDIVIDUAL

## REBOUNDS

### Most Rebounds

|            |      |                                      |
|------------|------|--------------------------------------|
| WAC Game   | 35   | Larry Abney, FS (SMU), Feb. 17, 2000 |
| WAC Season | 250  | Paul Millsap, LTU, 2005-06           |
| WAC Career | 719  | Michael Cage, SDSU, 1981-84          |
| Game       | 35   | Larry Abney, FS (SMU), Feb. 17, 2000 |
| Season     | 438  | Paul Millsap, LTU, 2005-06           |
| Career     | 1317 | Michael Cage, SDSU, 1981-84          |

### Best Rebound Average

|             |      |                                       |
|-------------|------|---------------------------------------|
| WAC Season  | 15.6 | Paul Millsap, LTU, 2005-06 (250-16)   |
| WAC Career* | 17.0 | Mike Childress, CSU, 1970-71          |
| Season      | 17.0 | Mike Childress, CSU, 1970-71 (329-23) |
| Career*     | 15.4 | Mike Childress, CSU, 1970-71          |

## ASSISTS

### Most Assists

|            |     |   |
|------------|-----|---|
| WAC Game   | 21  | Kelvin Scarborough, UNM (Hawai'i), 1986-87      |
| WAC Season | 142 | Brian Santiago, FS, 1993-94                     |
| WAC Career | 302 | Phil Smith, UNM, 1981-84                        |
| Game       | 29  | Anthony Johnson, UW (Miss. Valley St.), 1979-80 |
| Season     | 309 | Jeff Jonas, UU, 1976-77                         |
| Career     | 778 | Jeff Jonas, UU, 1974-77                         |

### Best Assist Average

|            |      |                                    |
|------------|------|------------------------------------|
| WAC Season | 8.8  | Tony Gwynn, SDSU, 1979-80 (124-14) |
| Season     | 10.7 | Jeff Jonas, UU, 1976-77 (309-29)   |

## STEALS

### Most Steals

|            |     |  |
|------------|-----|--|
| WAC Game   | 9   | Several Players; last Kevin Bell, Fresno State (Hawai'i), Feb. 1, 2007 |
| WAC Season | 45  | Dominick Young, FS, 1995-96  |
| Game       | 12  | Greedy Daniels, TCU (Arkansas-Pine Bluff), Dec. 30, 2000               |
| Season     | 123 | Eric Coley, TU, 1999-2000  |
| Career     | 299 | Eric Coley, TU, 1997-2000  |

### Best Steal Average

|            |     |                                       |
|------------|-----|---------------------------------------|
| WAC Season | 3.0 | Eric Coley, TU, 1999-00 (42-14)       |
| Season     | 4.3 | Greedy Daniels, TCU, 2000-01 (108-25) |

## BLOCKED SHOTS

### Most Blocked Shots

|            |     |   |
|------------|-----|---|
| WAC Season | 84  | Theo Ratliff, UW, 1994-95                 |
| Game       | 14  | Shawn Bradley, BYU (E. Kentucky), 1990-91 |
| Season     | 177 | Shawn Bradley, BYU, 1990-91               |
| Career     | 425 | Theo Ratliff, UW, 1992-95                 |

## TRIPLE-DOUBLES

| Name, School          | Date     | Opponent      | Stats                   |
|-----------------------|----------|---------------|-------------------------|
| Danny Ainge, BYU      | 11/28/77 | LBSU          | 27 pts, 10 reb, 13 ast  |
| Michael Smith, BYU    | 2/13/88  | Colorado St.  | 20 pts, 12 reb, 10 ast  |
| Luc Longley, UNM      | 11/24/89 | Hardin Sim.   | 23 pts, 15 reb, 10 blks |
| Luc Longley, UNM      | 3/28/90  | Penn St.      | 17 pts, 14 reb, 10 ast  |
| Theo Ratliff, UW      | 1/2/95   | San Diego St. | 20 pts, 12 reb, 11 blks |
| Andre Miller, UU      | 3/21/98  | Arizona       | 18 pts, 14 reb, 13 ast  |
| Alex Jensen, UU       | 1/25/99  | Fresno St.    | 16 pts, 11 reb, 10 ast  |
| Jeryl Sasser, SMU     | 11/23/99 | Lamar         | 17 pts, 10 reb, 10 ast  |
| Eric Coley, TU        | 12/4/99  | UAB           | 11 pts, 10 reb, 10 ast  |
| Brandon Hawkins, SJSU | 12/18/01 | N.D. de Namur | 18 pts, 11 reb, 10 ast  |
| Jason McKrieth, RU    | 12/30/04 | SMU           | 15 pts, 14 reb, 10 ast  |
| Dominic McGuire, FS   | 12/30/06 | San Diego     | 14 pts, 14 reb, 10 blks |
| Dominic McGuire, FS   | 3/14/07  | Georgia       | 15 pts, 11 reb, 10 ast  |

\*Minimum of two years

## NON-CONFERENCE RECORDS

(Regular Season Only)

| Year    | W-L   | Pct  | Year    | W-L    | Pct  |
|---------|-------|------|---------|--------|------|
| 1962-63 | 60-38 | .612 | 1985-86 | 55-51  | .519 |
| 1963-64 | 68-33 | .673 | 1986-87 | 66-42  | .611 |
| 1964-65 | 73-27 | .730 | 1987-88 | 78-33  | .703 |
| 1965-66 | 73-25 | .745 | 1988-89 | 74-37  | .667 |
| 1966-67 | 46-51 | .474 | 1989-90 | 79-33  | .705 |
| 1967-68 | 63-35 | .643 | 1990-91 | 76-31  | .710 |
| 1968-69 | 63-39 | .618 | 1991-92 | 66-43  | .617 |
| 1969-70 | 49-45 | .521 | 1992-93 | 64-31  | .674 |
| 1970-71 | 59-40 | .596 | 1993-94 | 63-28  | .692 |
| 1971-72 | 64-30 | .681 | 1994-95 | 62-33  | .653 |
| 1972-73 | 65-37 | .637 | 1995-96 | 63-30  | .677 |
| 1973-74 | 70-33 | .679 | 1996-97 | 121-57 | .680 |
| 1974-75 | 73-22 | .768 | 1997-98 | 123-57 | .683 |
| 1975-76 | 69-37 | .651 | 1998-99 | 131-75 | .636 |
| 1976-77 | 74-33 | .691 | 1999-00 | 79-36  | .687 |
| 1977-78 | 70-36 | .660 | 2000-01 | 81-29  | .736 |
| 1978-79 | 69-41 | .627 | 2001-02 | 68-42  | .618 |
| 1979-80 | 60-44 | .577 | 2002-03 | 54-42  | .563 |
| 1980-81 | 72-40 | .643 | 2003-04 | 66-37  | .641 |
| 1981-82 | 65-42 | .607 | 2004-05 | 62-42  | .596 |
| 1982-83 | 66-47 | .584 | 2005-06 | 63-49  | .563 |
| 1983-84 | 71-41 | .634 | 2006-07 | 72-51  | .585 |
| 1984-85 | 65-45 | .590 | 2007-08 | 58-59  | .496 |

## HOME ATTENDANCE

| Year    | G   | Total     | Average |
|---------|-----|-----------|---------|
| 1972-73 | 109 | 941,136   | 8,634   |
| 1973-74 | 110 | 973,113   | 8,847   |
| 1974-75 | 120 | 1,024,373 | 8,536   |
| 1975-76 | 116 | 1,005,743 | 8,670   |
| 1976-77 | 117 | 1,132,444 | 9,679   |
| 1977-78 | 120 | 1,252,553 | 10,438  |
| 1978-79 | 109 | 1,096,965 | 10,064  |
| 1979-80 | 128 | 1,140,963 | 8,914   |
| 1980-81 | 133 | 1,277,749 | 9,607   |
| 1981-82 | 133 | 1,216,525 | 9,147   |
| 1982-83 | 141 | 1,236,703 | 8,771   |
| 1983-84 | 152 | 1,353,136 | 8,902   |
| 1984-85 | 143 | 1,234,466 | 8,632   |
| 1985-86 | 138 | 1,192,047 | 8,638   |
| 1986-87 | 151 | 1,322,050 | 8,755   |
| 1987-88 | 153 | 1,483,436 | 9,696   |
| 1988-89 | 150 | 1,394,741 | 9,298   |
| 1989-90 | 146 | 1,412,683 | 9,676   |
| 1990-91 | 149 | 1,384,547 | 9,292   |
| 1991-92 | 141 | 1,291,561 | 9,160   |
| 1992-93 | 160 | 1,425,091 | 8,907   |
| 1993-94 | 159 | 1,457,200 | 9,165   |
| 1994-95 | 155 | 1,459,664 | 9,417   |
| 1995-96 | 155 | 1,446,892 | 9,335   |
| 1996-97 | 231 | 1,840,897 | 7,969   |
| 1997-98 | 251 | 1,975,762 | 7,872   |
| 1998-99 | 252 | 1,918,464 | 7,613   |
| 1999-00 | 127 | 770,299   | 6,065   |
| 2000-01 | 140 | 849,638   | 6,069   |
| 2001-02 | 153 | 843,042   | 5,510   |
| 2002-03 | 149 | 788,706   | 5,293   |
| 2003-04 | 151 | 971,852   | 6,436   |
| 2004-05 | 158 | 919,435   | 5,819   |
| 2005-06 | 133 | 776,518   | 5,838   |
| 2006-07 | 135 | 893,665   | 6,620   |
| 2007-08 | 109 | 623,065   | 5,716   |

## ALL GAMES

### Scoring Average (Points-Games)

- 26.3 Flynn Robinson, UW, 1963-65 (2049-78)
- 26.2 Kenny Page, UNM, 1979-81 (1387-53)
- 24.6 Jerry Chambers, UU, 1965-66 (1400-57)
- 23.9 Coniel Norman, UA, 1972-74 (1194-50)
- 23.9 Lee Nailon, TCU, 1998-99 (1503-63)
- 23.1 Mike Newlin, UU, 1969-71 (1849-80)
- 22.9 Courtney Alexander, FS, 1999-00 (1353-59)
- 22.4 Luther Burden, UU, 1973-75 (1790-80)
- 21.9 Marvin Johnson, UNM, 1976-78 (1246-57)
- 20.9 John Fairchild, BYU, 1963-65 (1109-53)
- 20.9 Danny Ainge, BYU, 1977-81 (2467-118)
- 20.8 Keith Van Horn, UU, 1993-97 (2542-122)
- 20.1 Jaycee Carroll, USU, 2004-08 (2052-102)
- 20.0 Raymond Dudley, AFA, 1986-90 (2178-109)
- 20.0 Mel Daniels, UNM, 1964-67 (1537-77)
- 19.9 Johnny Brown, UNM, 1984-86 (1157-58)
- 19.8 Willie Long, UNM, 1968-71 (1542-78)
- 19.5 Devin Durrant, BYU, 1978-84 (2285-117)
- 19.5 Marquise Gainous, TCU, 1999-00 (1228-63)
- 19.4 Carl Ashley, UW, 1968-70 (1592-82)

### Total Points

- 2542 Keith Van Horn, UU, 1993-97
- 2467 Danny Ainge, BYU, 1977-81
- 2464 Nick Fazekas, NEV, 2003-07
- 2319 Michael Smith, BYU, 1984-89
- 2311 Fennis Dembo, UW, 1984-88
- 2285 Devin Durrant, BYU, 1978-84
- 2178 Raymond Dudley, AFA, 1986-90
- 2131 Bob Elliott, UA, 1973-77
- 2052 Jaycee Carroll, USU, 2004-08
- 2049 Flynn Robinson, UW, 1963-65
- 2014 Michael Harris, RU, 2001-05
- 2003 Otis Jones, AFA, 1991-95
- 2000 Josh Grant, UU, 1988-93
- 1993 Charles Smith, UNM, 1994-97
- 1992 Jeryl Sasser, SMU, 1997-01
- 1980 Pat Durham, CSU, 1985-89
- 1951 Melvin Ely, FS, 1998-02
- 1938 Eric Leckner, UW, 1984-88
- 1931 Kenny Thomas, UNM, 1996-99
- 1885 Russell Larson, BYU, 1991-95
- 1849 Mike Newlin, UU, 1969-71
- 1846 Michael Cage, SDSU, 1980-84
- 1841 Fred Roberts, BYU, 1978-82
- 1837 Clayton Shields, UNM, 1995-98
- 1831 Brandon Wolfram, UTEP, 1997-01
- 1824 Jeff Chatman, BYU, 1984-88
- 1809 Reginald Slater, UW, 1988-92
- 1790 Luther Burden, UU, 1973-75
- 1782 Marcelus Kemp, NEV, 2004-08
- 1769 Luc Longley, UNM, 1987-91
- 1765 Al Fleming, UA, 1973-76
- 1763 Quinton Ross, SMU, 1999-03
- 1745 Hunter Greene, UNM, 1983-88
- 1744 Charles Bradley, UW, 1977-81
- 1740 Jeff Judkins, UU, 1974-78
- 1739 Rob Robbins, UNM, 1987-91
- 1735 Anthony Watson, SDSU, 1982-86
- 1734 Chris Gaines, UH, 1986-90
- 1708 Paul Millsap, LTU, 2003-06
- 1706 Antoine Gillespie, UTEP, 1992-95

### Rebound Average (Rebounds-Games)

- 15.4 Mike Childress, CSU, 1969-71 (741-48)
- 12.9 John Fairchild, BYU, 1963-65 (643-50)
- 12.9 Mike Sojourner, UU, 1972-74 (733-57)
- 12.4 Paul Millsap, LTU, 2003-06 (1172-92)
- 12.3 Tony Cerkvenik, ASU, 1961-63 (1022-83)
- 11.8 Ira Harge, UNM, 1962-64 (636-54)
- 11.8 Michael Cage, SDSU, 1980-84 (1317-112)
- 11.6 Kresimir Cosic, BYU, 1970-73 (919-79)
- 11.4 Leon Clark, UW, 1964-66 (889-78)
- 11.3 Ken Gardner, UU, 1969-71 (892-79)
- 11.1 Mel Daniels, UNM, 1965-67 (853-77)
- 10.4 Al Fleming, UA, 1973-76 (1190-114)

- 10.3 Bill Hagins, UNM, 1973-75 (554-54)
- 10.3 Willie Long, UNM, 1968-71 (800-78)
- 10.0 Michael Ruffin, TU, 1997-99 (979-98)

### Rebounds

- 1317 Michael Cage, SDSU, 1980-84
- 1254 Nick Fazekas, NEV, 2003-07
- 1197 Reginald Slater, UW, 1988-92
- 1190 Al Fleming, UA, 1973-76
- 1172 Paul Millsap, LTU, 2003-06
- 1111 Michael Harris, RU, 2001-05
- 1083 Bob Elliott, UA, 1973-77
- 1074 Keith Van Horn, UU, 1993-97
- 1066 Josh Grant, UU, 1988-93
- 1036 Mitch Smith, UU, 1985-89
- 1032 Kenny Thomas, UNM, 1996-99
- 1022 Tony Cerkvenik, ASU, 1961-63
- 979 Michael Ruffin, TU, 1997-99
- 976 Jeryl Sasser, SMU, 1997-01
- 954 Fennis Dembo, UW, 1984-88
- 951 Danny Vranes, UU, 1977-81
- 948 Terry White, UTEP, 1979-82
- 948 Jason Ellis, BSU, 2001-05
- 939 HL Coleman, UW, 1993-97
- 928 Joe Caldwell, ASU, 1962-64
- 924 Melvin Ely, FS, 1998-02
- 922 Michael Smith, BYU, 1984-89
- 922 Luc Longley, UNM, 1987-91
- 919 Alan Taylor, BYU, 1976-80
- 919 Kresimir Cosic, BYU, 1970-73
- 892 Ken Gardner, UU, 1969-71
- 889 Leon Clark, UW, 1964-66
- 886 Michael Doleac, UU, 1995-98
- 876 Tom Chambers, UU, 1964-66
- 853 Mel Daniels, UNM, 1965-67

### Field Goal Percentage (FG-FGA)

- .622 George Scott, UNM, 1982-85 (280-450)
- .612 Eric Leckner, UW, 1984-88 (753-1231)
- .602 Michael Harris, RU, 2001-05 (783-1300)
- .594 Tony Martin, UW, 1982-84 (330-556)
- .593 Khari Jaxon, UNM, 1991-93 (368-621)
- .590 Charlie Thomas, UNM, 1987-89 (472-800)
- .586 Luc Longley, UNM, 1987-91 (696-1187)
- .585 Reginald Slater, UW, 1988-92 (644-1101)
- .583 Al Fleming, UA, 1974-76 (688-1181)
- .579 Brandon Wolfram, UTEP, 1997-01 (668-1153)
- .577 Melvin Ely, FS, 1998-02 (789-1367)
- .577 Paul Millsap, LTU, 2003-06 (658-1141)
- .575 Danny Vranes, UU, 1977-81 (629-1094)
- .574 Alan Taylor, BYU, 1977-80 (502-874)
- .574 Mustata Al-Sayyad, FS, 2000-05 (292-509)
- .571 Jerry Chambers, UU, 1964-66 (542-949)
- .569 Johnny Brown, UNM, 1985-86 (464-816)
- .562 Stan Dodds, UW, 1968-70 (500-889)
- .561 Jimmy Allen, UNM, 1976-78 (206-367)
- .561 Darryl Minniefield, UNM, 1971-73 (280-499)

### Field Goals Made

- 987 Danny Ainge, BYU, 1978-81
- 891 Keith Van Horn, UU, 1994-97
- 886 Michael Smith, BYU, 1984, 87-89
- 832 Devin Durrant, BYU, 1979-80, 83-84
- 832 Fennis Dembo, UW, 1985-88
- 789 Melvin Ely, FS, 1998-02
- 783 Michael Harris, RU, 2001-05
- 780 Raymond Dudley, AFA, 1987-89
- 764 Flynn Robinson, UW, 1963-65
- 753 Eric Leckner, UW, 1985-88
- 751 Jeff Chatman, BYU, 1985-89
- 737 Charles Smith, UNM, 1994-97
- 707 Jaycee Carroll, USU, 2004-08
- 705 Pat Durham, CSU, 1986-89
- 702 Anthony Watson, SDSU, 1983-86

### Field Goals Attempted

- 1875 Danny Ainge, BYU, 1978-81
- 1770 Flynn Robinson, UW, 1963-65
- 1767 Raymond Dudley, AFA, 1987-90
- 1749 Michael Smith, BYU, 1984, 87-89

- 1711 Jeryl Sasser, SMU, 1997-01
- 1706 Keith Van Horn, UU, 1994-97
- 1695 Nick Fazekas, NEV, 2003-07
- 1640 Charles Smith, UNM, 1994-97
- 1628 Fennis Dembo, UW, 1985-88
- 1527 Devin Durrant, BYU, 1979-80, 83-84
- 1458 Otis Jones, AFA, 1992-95
- 1429 Hunter Greene, UNM, 1984-88
- 1390 Jaycee Carroll, USU, 2004-08
- 1380 Carl Ashley, UW, 1968-70
- 1378 Pat Durham, CSU, 1986-89

### Free Throw Percentage (FT-FTA)

- .890 Ryan Yoder, CSU, 1990-94 (268-301)
- .888 Rob Robbins, UNM, 1987-91 (309-348)
- .881 Jaycee Carroll, USU, 2004-08 (348-395)
- .878 Michael Smith, BYU, 1984-89 (431-491)
- .857 Todd Okeson, NEV, 2002-04 (156-182)
- .851 Keith Van Horn, UU, 1993-96 (554-651)
- .848 Chris Gaines, UH, 1986-90 (442-521)
- .845 Jeff Jonas, UU, 1973-77 (315-373)
- .843 Ty Medley, UU, 1972-74 (167-198)
- .843 Flynn Robinson, UW, 1963-65 (521-618)
- .841 Marcelus Kemp, NEV, 2004-08 (334-397)
- .839 Tommy Roberts, UNM, 1971-73 (188-224)
- .834 Clarence Dickerson, UH, 1980-82 (131-157)
- .834 Mike Newlin, UU, 1969-71 (583-699)
- .830 Randy Reid, BYU, 1992-96 (338-407)
- .830 Mark Rydalch, UU, 1992-96 (191-230)
- .830 Matt Lojeski, UH, 2005-07 (161-194)
- .827 Josh Grant, UU, 1988-93 (393-475)
- .827 Brian Taylor, BYU, 1983-88 (229-277)
- .824 Mickey Foster, UA, 1967-70 (244-296)
- .824 Greg Brown, UNM, 1992-94 (168-204)

### Free Throws Made

- 523 Devin Durrant, BYU, 1979-80, 83-84
- 681 Mike Newlin, UU, 1969-71
- 569 Pat Durham, CSU, 1986-89
- 554 Keith Van Horn, UU, 1994-97
- 547 Phil Smith, UNM, 1981-84
- 546 Nick Fazekas, NEV, 2003-07
- 541 Russell Larson, BYU, 1992-95
- 534 Kenny Thomas, UNM, 1996-99
- 529 Otis Jones, AFA, 1992-95
- 522 Fennis Dembo, UW, 1985-88
- 521 Flynn Robinson, UW, 1963-65
- 521 Reginald Slater, UW, 1989-92
- 511 Jeryl Sasser, SMU, 1997-01
- 507 Jeron Roberts, UW, 1995-98
- 493 Danny Ainge, BYU, 1978-81
- 488 Michael Cage, SDSU, 1981-84
- 477 Brandon Wolfram, UTEP, 1997-01
- 472 Michael Doleac, UU, 1995-98
- 471 Harry Hall, UW, 1967-69
- 470 Antoine Gillespie, UTEP, 1993-95

### Free Throws Attempted

- 820 Devin Durrant, BYU, 1979-80, 83-84
- 816 Pat Durham, CSU, 1986-89
- 730 Phil Smith, UNM, 1981-84
- 727 Reginald Slater, UW, 1989-92
- 722 Kenny Thomas, UNM, 1996-99
- 720 Jeryl Sasser, SMU, 1997-01
- 699 Mike Newlin, UU, 1969-71
- 696 Charles Bradley, UW, 1978-81
- 681 Otis Jones, AFA, 1992-95
- 678 Fennis Dembo, UW, 1985-88
- 678 Jeron Roberts, UW, 1995-98
- 673 Russell Larson, BYU, 1992-95
- 671 Harry Hall, UW, 1967-69
- 670 Nick Fazekas, NEV, 2003-07
- 651 Keith Van Horn, UU, 1994-97

### 3-Point FG Percentage (3PT-3PTA)

- .480 Trent Shippen, CSU, 1988-89 (94-196)
- .463 Jaycee Carroll, USU, 2004-08 (290-627)
- .456 Nathan Call, BYU, 1987-88, 91-92 (110-241)
- .450 Mark Meredith, CSU, 1990-91 (154-342)
- .448 Brian Santiago, FS, 1993-94 (99-221)



# WAC RECORDS CAREER

- .445 Mark Heslop, BYU, 1989-92 (126-283)
- .441 Willie Banks, UNM, 1989-92 (78-177)
- .440 Bert Woodard, UH, 1991-92 (44-100)
- .437 Andy Toolson, BYU, 1985, 88-90 (141-323)
- .436 Dante Swanson, TU, 1999-03 (250-574)
- .433 Phil Dixon, UU, 1989-94 (185-427)
- .433 Denis Ikovlev, NEV, 2005-07 (55-127)
- .431 Marcus West, FS, 2003-04 (59-137)
- .430 Michael Smith, BYU, 1984, 87-89 (116-270)
- .428 Kelly Graves, UNM, 1986-87 (71-166)

### 3-Point Field Goals Made

- 290 Jaycee Carroll, USU, 2004-08
- 285 Raymond Dudley, AFA, 1986-90
- 285 Clayton Shields, UNM, 1995-98
- 279 Dominick Young, FS, 1995-97
- 273 Stephen Woods, SMU, 1997-00
- 271 Terrance Roberson, FS, 1997-00
- 270 Tony Ross, SDSU, 1987-89
- 266 Coby Karl, BSU, 2003-07
- 264 Rob Robbins, UNM, 1988-91
- 250 Dante Swanson, TU, 1999-03
- 240 Marcus Hill, TU, 1997-01
- 233 Ryan Carroll, TCU, 1997-01
- 225 Demetrius Porter, FS, 1997-01
- 216 Otis Jones, AFA, 1991-95
- 211 Ja'Vance Coleman, FS, 2004-07
- 207 Charles Smith, UNM, 1994-97
- 206 Keith Van Horn, UU, 1994-97
- 206 Marcelus Kemp, NEV, 2004-08
- 204 Bryan Hopkins, SMU, 2002-05
- 199 Eric Lane, BSU, 2003-07
- 191 Damon Jackson, FS, 2000-03
- 185 Phil Dixon, UU, 1989-94
- 178 Predrag Savovic, UH, 1999-02
- 174 Greg Harrington, TU, 1998-02
- 171 Marlow White, UNM, 1993-95
- 171 Brock Gillespie, RU, 2001-05

### 3-Point Field Goals Attempted

- 798 Dominick Young, FS, 1995-97
- 752 Stephen Woods, SMU, 1997-00
- 733 Terrance Roberson, FS, 1997-00
- 720 Raymond Dudley, AFA, 1987-90
- 717 Coby Karl, BSU, 2003-07
- 699 Clayton Shields, UNM, 1995-97
- 655 Marcus Hill, TU, 1997-01
- 636 Rob Robbins, UNM, 1988-91
- 633 Otis Jones, AFA, 1991-95
- 627 Jaycee Carroll, USU, 2004-08
- 493 Ja'Vance Coleman, FS, 2004-07
- 605 Charles Smith, UNM, 1994-97
- 596 Ryan Carroll, TCU, 1997-01
- 574 Dante Swanson, TU, 1999-03
- 565 Eric Lane, BSU, 2003-07
- 562 Bryan Hopkins, SMU, 2002-05
- 557 Demetrius Porter, FS, 1997-01
- 544 Damon Jackson, FS, 2000-03
- 514 Keith Van Horn, UU, 1994-97
- 513 Quinton Ross, SMU, 1999-03
- 500 Brock Gillespie, RU, 2001-05
- 487 Antoine Gillespie, UTEP, 1993-95
- 475 Jeryl Sasser, SMU, 1997-01
- 471 Predrag Savovic, UH, 1999-02
- 468 Terrance Green, NEV, 2000-03

### Assists

- 778 Jeff Jonas, UU, 1973-77
- 721 Andre Miller, UU, 1996-99
- 684 Darrell McGee, UNM, 1987-90
- 630 Phil Smith, UNM, 1981-84
- 599 Kevin Bell, FS, 2004-08
- 598 Dominick Young, FS, 1995-97
- 590 Tony Gwynn, SDSU, 1978-81
- 574 Kelvin Scarborough, UNM, 1984-87
- 573 Tim Hardaway, UTEP, 1986-89
- 560 Petie Gibson, UNM, 1969-71
- 551 Greg Harrington, TU, 1998-02
- 539 Danny Ainge, BYU, 1978-81
- 529 Ryan Yoder, CSU, 1990-94

- 528 Nathan Hall, BYU, 1988-92
- 514 Prince Fowler, TCU, 1997-99
- 496 Mark Dickel, UNLV, 1997-99
- 495 Sean Dent, UW, 1983-88
- 478 Ramon Sessions, NEV, 2004-07
- 469 Jeryl Sasser, SMU, 1997-01
- 465 Chris Herren, FS, 1997-99

### Steals

- 299 Eric Coley, TU, 1997-00
- 262 Tim Hardaway, UTEP, 1986-89
- 254 Andre Miller, UU, 1996-99
- 249 Sean Dent, UW, 1984-88
- 235 Kelvin Scarborough, UNM, 1984-87
- 233 Greedy Daniels, UNLV/TCU, 1997-99, 2000-01
- 228 Dominick Young, FS, 1995-97
- 203 Hunter Greene, UNM, 1984-88
- 200 Demetrius Porter, FS, 1997-01
- 197 Phil Smith, UNM, 1981-84
- 197 Jeryl Sasser, SMU, 1997-01
- 195 Danny Ainge, BYU, 1977-82
- 192 Anthony Watson, SDSU, 1983-86
- 191 Josh Grant, UU, 1988-93
- 186 Mike Wilks, RU, 1997-01
- 182 Willie Banks, UNM, 1989-92
- 179 Stephen Woods, SMU, 1997-00
- 179 Dante Swanson, TU, 1999-03
- 174 Terrance Roberson, FS, 1997-00
- 173 Bryan Hopkins, SMU, 2002-05
- 168 Darrell McGee, UNM, 1987-90
- 166 Jason Parker, TU, 2000-04
- 162 Jason McKrieth, RU, 2001-05
- 160 Willie Davis, SMU, 1997-01
- 154 Johnny Melvin, UTEP, 1989-93

### Blocked Shots

- 425 Theo Ratliff, UW, 1991-95
- 362 Melvin Ely, FS, 1998-02
- 336 David Van Dyke, UTEP, 1989-92
- 336 Luc Longley, UNM, 1988-91
- 251 Kevin Johnson, TU, 1999-03
- 239 Kenny Thomas, UNM, 1996-98
- 220 Khari Jaxon, UNM, 1991-93
- 220 Michael Ruffin, TU, 1997-99
- 214 Leonard Allen, SDSU, 1982-85
- 208 Greg Kite, BYU, 1980-83
- 192 Nick Fazekas, NEV, 2003-07
- 185 Ryan Chilton, CSU, 1995-98
- 183 Paul Millsap, LTU, 2003-06
- 180 Joe Vogel, CSU, 1992-96
- 177 Shawn Bradley, BYU, 1991
- 173 Tony Maroney, UH, 1993-95
- 171 Pat Durham, CSU, 1986-89
- 170 Derrick Davenport, TCU, 1999-01
- 164 Eric Leckner, UW, 1985-88
- 164 Reggie Jones, CSU, 1978-81

## WAC GAMES

### Scoring Average (Points-Games)

- 26.4 Flynn Robinson, UW, 1963-65 (792-30)
- 25.9 Kenny Page, UNM, 1980-81 (777-30)
- 25.7 Jerry Chambers, UU, 1964-66 (771-30)
- 25.6 Coniel Norman, UA, 1973-74 (716-28)
- 25.3 Mike Newlin, UU, 1969-71 (961-38)
- 24.5 Courtney Alexander, FS, 1999-00 (661-27)
- 23.2 Lee Nailon, TCU, 1998-99 (602-26)
- 22.7 John Fairchild, BYU, 1964-65 (454-20)
- 22.3 Luther Burden, UU, 1973-75 (892-40)
- 22.1 Seabern Hill, ASU, 1968-70 (751-34)

### Total Points

- 1405 Keith Van Horn, UU, 1994-97
- 1344 Nick Fazekas, 2003-07
- 1242 Raymond Dudley, AFA, 1987-90
- 1202 Michael Smith, BYU, 1984, 87-89
- 1199 Devin Durrant, BYU, 1979-80, 83-84
- 1189 Michael Harris, RU, 2001-05
- 1144 Fennis Dembo, UW, 1985-88

- 1120 Danny Ainge, BYU, 1978-81
- 1119 Otis Jones, AFA, 1992-95
- 1086 Josh Grant, UU, 1989-91, 93
- 1084 Michael Cage, SDSU, 1981-84
- 1066 Anthony Watson, SDSU, 1983-86
- 1065 Charles Smith, UNM, 1994-97
- 1058 Melvin Ely, FS, 1998-02
- 1048 Jeryl Sasser, SMU, 1997-01
- 1040 Kenny Thomas, UNM, 1996-99
- 1017 Pat Durham, CSU, 1986-89
- 1004 Kenneth Roberts, BYU, 1991, 94-95
- 997 Bob Elliott, UA, 1975-77
- 988 Quinton Ross, SMU, 1999-03

### Rebound Average (Rebounds-Games)

- 14.1 Mike Childress, CSU, 1970-71 (395-28)
- 13.4 Paul Millsap, LTU, 2003-06 (699-52)
- 12.9 Mike Sojourner, UU, 1973-74 (361-28)
- 12.8 John Fairchild, BYU, 1964-65 (256-20)
- 12.8 Art Becker, ASU, 1963-64 (256-20)
- 12.0 Leon Clark, UW, 1964-66 (360-30)
- 11.4 Joe Caldwell, ASU, 1963-64 (228-20)
- 11.2 Kresimir Cosic, BYU, 1971-73 (472-42)
- 11.2 Michael Cage, SDSU, 1981-84 (719-64)
- 11.0 Mel Daniels, UNM, 1965-67 (330-30)

### Total Rebounds

- 719 Michael Cage, SDSU, 1981-84
- 699 Paul Millsap, LTU, 2003-06
- 680 Michael Harris, RU, 2001-05
- 677 Nick Fazekas, NEV, 2003-07
- 601 Keith Van Horn, UU, 1994-97
- 581 Reginald Slater, UW, 1988-92
- 571 HL Coleman, UW, 1994-97
- 558 Josh Grant, UU, 1989-91, 93
- 557 Al Fleming, UA, 1974-76
- 547 Mitch Smith, UU, 1986-89
- 512 Kenny Thomas, UNM, 1996-99
- 506 Fennis Dembo, UW, 1985-86
- 499 Jeryl Sasser, SMU, 1997-01
- 496 Jason Ellis, BSU, 2001-05
- 475 Rich Strong, CSU, 1983-86
- 475 Michael Smith, BYU, 1984, 87-89
- 473 Bob Elliott, UA, 1975-77
- 472 Kresimir Cosic, BYU, 1971-73
- 461 Patrick Simpson, SMU, 2001-05
- 455 Michael Ruffin, TU, 1997-99


### Field Goal Percentage (FG-FGA)

- .620 Danny Vranes, UU, 1978-81 (318-513)
- .611 Eric Leckner, UW, 1985-88 (353-578)
- .608 Charlie Davis, TU, 1999-03 (127-209)
- .602 Melvin Ely, FS, 1998-02 (423-703)
- .600 Luc Longley, UNM, 1988-91 (356-593)
- .597 Al Fleming, UA, 1974-76 (261-437)
- .589 Michael Harris, RU, 2001-05 (462-784)
- .589 George Scott, UNM, 1983, 85 (129-219)
- .581 Gary Trost, BYU, 1988, 91-93 (223-384)
- .574 Khari Jaxon, UNM, 1991-93 (167-291)
- .568 Brandon Wolfram, UTEP, 1998-00 (344-606)
- .565 Larry Abney, FS, 1998-00 (113-200)
- .563 Jim Eakins, BYU, 1966-68 (134-238)
- .563 Reginald Slater, UW, 1989-92 (314-558)

### Free Throw Percentage (FT-FTA)

- .880 Ryan Yoder, CSU, 1991-94 (169-192)
- .874 Jaycee Carroll, USU, 2004-08 (160-183)
- .873 Rob Robbins, UNM, 1988-91 (180-205)
- .864 Michael Smith, BYU, 1984, 87-89 (229-265)
- .863 Jeff Jonas, UU, 1974-77 (189-219)
- .857 Flynn Robinson, UW, 1963-65 (210-245)
- .853 Randy Reid, BYU, 1993-96 (191-224)
- .853 Marcelus Kemp, NEV, 2004-08 (157-184)
- .850 Omar Thomas, UTEP, 2003-05 (193-227)
- .847 Keith Van Horn, UU, 1994-97 (298-352)





Louisiana Tech's Paul Millsap holds the single-season WAC record for rebounds with 438.

**ALL GAMES**

**Scoring Average (Points-Games)**

- 28.77 Jerry Chambers, UU, 1965-66 (892-31)
- 28.73 Luther Burden, UU, 1974-75 (747-26)
- 28.00 Kenny Page, UNM, 1979-80 (784-28)
- 27.94 Devin Durrant, BYU, 1983-84 (866-31)
- 26.96 Flynn Robinson, UW, 1964-65 (701-26)
- 26.64 Raymond Dudley, AFA, 1988-89 (746-28)
- 26.38 Michael Smith, BYU, 1988-89 (765-29)
- 26.23 Flynn Robinson, UW, 1962-63 (682-26)
- 26.04 Mike Newlin, UU, 1969-70 (729-28)
- 25.62 Flynn Robinson, UW, 1963-64 (666-26)
- 25.50 Otis Jones, AFA, 1993-94 (663-26)
- 24.88 Lee Nailon, TCU, 1997-98 (796-32)
- 24.78 Courtney Alexander, FS, 1999-00 (669-27)
- 24.50 Michael Cage, SDSU, 1983-84 (686-28)
- 24.44 Danny Ainge, BYU, 1980-81 (782-32)

**Total Points**

- 892 Jerry Chambers, UU, 1965-66
- 866 Devin Durrant, BYU, 1983-84
- 796 Lee Nailon, TCU, 1997-98
- 785 Jaycee Carroll, USU, 2007-08
- 784 Kenny Page, UNM, 1979-80
- 782 Danny Ainge, BYU, 1980-81
- 765 Michael Smith, BYU, 1988-89
- 747 Luther Burden, UU, 1974-75
- 746 Raymond Dudley, AFA, 1988-89
- 746 Jaycee Carroll, USU, 2006-07
- 740 Hunter Greene, UNM, 1986-87
- 729 Mike Newlin, UU, 1969-70
- 727 Tim Hardaway, UTEP, 1988-89
- 721 Nick Fazekas, NEV, 2005-06
- 716 Omar Thomas, UTEP, 2004-05

**Rebound Average (Rebounds-Games)**

- 17.04 Mike Childress, CSU, 1969-70 (392-23)
- 14.36 Mark Landsberger, ASU, 1976-77 (359-25)
- 13.96 Mike Childress, CSU, 1970-71 (349-25)
- 13.50 Paul Stovall, ASU, 1971-72 (351-26)
- 13.40 Mike Sojourner, UU, 1973-74 (402-30)
- 13.27 Paul Millsap, LTU, 2005-06 (438-33)
- 13.24 Ira Harge, UNM, 1962-63 (331-25)
- 13.16 John Fairchild, BYU, 1963-64 (329-25)
- 13.15 Michael Cage, SDSU, 1980-81 (355-27)
- 12.88 Willie Long, UNM, 1969-70 (335-26)
- 12.64 Michael Cage, SDSU, 1982-83 (354-28)
- 12.63 Kresimir Cosic, BYU, 1970-71 (341-27)
- 12.57 Michael Cage, SDSU, 1983-84 (352-28)
- 12.50 Paul Millsap, LTU, 2003-04 (374-30)
- 12.43 John Fairchild, BYU, 1964-65 (348-28)

**Total Rebounds**

- 438 Paul Millsap, LTU, 2005-06
- 402 Mike Sojourner, UU, 1973-74
- 402 Larry Abney, FS, 1999-00
- 392 Mike Childress, CSU, 1969-70
- 374 Paul Millsap, LTU, 2003-04
- 363 Michael Harris, RU, 2004-05
- 360 Jerry Chambers, UU, 1965-66
- 360 Paul Millsap, LTU, 2004-05
- 359 Tremaine Fowlkes, FS, 1997-98
- 355 Michael Cage, SDSU, 1980-81
- 354 Michael Cage, SDSU, 1982-83
- 354 Nick Fazekas, NEV, 2006-07
- 352 Brett Applegate, BYU, 1983-84
- 352 Michael Cage, SDSU, 1983-84
- 351 Paul Stovall, ASU, 1971-72

**Field Goal Percentage (FG-FGA, Games)**

(Based on qualifiers for annual championship)

- .667 Al Fleming, UA, 1973-74 (136-204, 26)
- .656 Luc Longley, UNM, 1990-91 (229-349, 30)
- .655 George Scott, UNM, 1982-83 (112-171, 29)
- .647 Matt Nelson, BSU, 2007-08 (202-312, 33)
- .644 Eric Leckner, UW, 1987-88 (181-281, 32)
- .633 Khari Jaxon, UNM, 1991-92 (138-218, 33)
- .631 Russell Larson, BYU, 1992-93 (135-214, 33)
- .631 Eric Leckner, UW, 1986-87 (246-390, 34)
- .627 Phil Martin, UH, 2000-01 (106-169, 30)
- .625 Wayne Campbell, UTEP, 1986-87 (105-163, 32)
- .623 Michael Harris, RU, 2002-03 (172-276, 28)
- .623 Darnell McCullough, FS, 1994-95 (152-244, 28)
- .622 Charlie Thomas, UNM, 1988-89 (227-365, 33)
- .621 Nate Harris, USU, 2005-06 (215-346, 32)
- .616 Danny Vranes, UU, 1978-79 (180-292, 28)

**Field Goals Made**

- 329 Lee Nailon, TCU, 1997-98
- 314 Kenny Page, UNM, 1979-80
- 312 Devin Durrant, BYU, 1983-84
- 270 Marvin Johnson, UNM, 1977-78
- 268 Nick Fazekas, NEV, 2005-06
- 267 Flynn Robinson, UW, 1964-65
- 266 Lee Nailon, TCU, 1998-99
- 267 Jaycee Carroll, USU, 2007-08
- 264 Hunter Greene, UNM, 1986-87
- 264 Courtney Alexander, FS, 1998-99
- 263 Mike Jones, TCU, 1997-98
- 262 Raymond Dudley, AFA, 1988-89
- 258 Paul Millsap, LTU, 2005-06
- 256 Jaycee Carroll, USU, 2006-07
- 255 Flynn Robinson, UW, 1962-63
- 255 Johnny Brown, UNM, 1985-86
- 255 Carl Ray Harris, FS, 1993-94

**Field Goals Attempted**

- 618 Kenny Page, UNM, 1979-80
- 615 Flynn Robinson, UW, 1962-63
- 597 Flynn Robinson, UW, 1964-65
- 594 Lee Nailon, TCU, 1997-98
- 586 Shea Seals, TU, 1996-97
- 571 Gavin Smith, UH, 1976-77
- 570 Hunter Greene, UNM, 1986-87
- 569 Malcolm Johnson, TCU, 1996-97
- 568 Raymond Dudley, AFA, 1988-89
- 564 Courtney Alexander, FS, 1999-00
- 563 Courtney Alexander, FS, 1998-99
- 558 Flynn Robinson, UW, 1963-64
- 548 Mike Jones, TCU, 1997-98
- 525 Kenny Page, UNM, 1980-81
- 525 Carl Ray Harris, FS, 1993-94

**Free Throw Percentage (FT-FTA, Games)**

(Based on qualifiers for annual championship)

- .935 Rob Robbins, UNM, 1989-90 (101-108, 34)
- .928 Mark Meredith, CSU, 1989-90 (64-69, 30)
- .925 Michael Smith, BYU, 1988-89 (160-173, 29)
- .920 Josh Grant, UU, 1992-93 (104-113, 31)
- .919 Jaycee Carroll, USU, 2007-08 (137-149, 35)
- .917 Rob Robbins, UNM, 1988-89 (77-84, 33)
- .904 Keith Van Horn, UU, 1996-97 (151-167, 32)
- .904 Michael Smith, BYU, 1986-87 (103-114, 32)

- .902 Kim Goetz, SDSU, 1978-79 (74-82, 26)
- .888 Jaycee Carroll, USU, 2006-07 (151-170, 35)
- .887 Jeff Jonas, UU, 1976-77 (118-133, 29)
- .882 Gary Batchelor, BYU, 1962-63 (105-119, 26)
- .880 Ryan Yoder, CSU, 1991-92 (73-83, 31)
- .874 Tommy Roberts, UNM, 1971-72 (118-135, 26)
- .874 Chris Gaines, UH, 1987-88 (111-127, 28)
- .874 Brian Taylor, BYU, 1987-88 (97-111, 32)

**Free Throws Made**

- 245 Mike Newlin, UU, 1969-70
- 242 Devin Durrant, BYU, 1983-84
- 220 Marquise Gainous, TCU, 1999-00
- 218 Pat Durham, CSU, 1988-89
- 207 Omar Thomas, UTEP, 2004-05
- 206 Brandon Wolfram, UTEP, 2000-01
- 201 Gary Rhoades, CSU, 1972-73
- 200 Kelvin Scarborough, UNM, 1986-87
- 200 Jeron Roberts, UW, 1997-98
- 199 Phil Smith, UNM, 1983-84
- 198 Antoine Gillespie, UTEP, 1993-94
- 193 Willie Long, UNM, 1970-71
- 186 Michael Cage, SDSU, 1983-84
- 184 Chris Gaines, UH, 1989-90
- 184 Quinton Ross, SMU, 2002-03

**Free Throws Attempted**

- 307 Devin Durrant, BYU, 1983-84
- 290 Pat Durham, CSU, 1988-89
- 273 Willie Long, UNM, 1970-71
- 261 Marquise Gainous, TCU, 1999-00
- 258 Gary Rhoades, CSU, 1972-73
- 257 Kelvin Scarborough, UNM, 1986-87
- 253 Phil Smith, UNM, 1983-84
- 250 Jeron Roberts, UW, 1997-98
- 250 Brandon Wolfram, UTEP, 2000-01
- 249 Pat Durham, CSU, 1987-88
- 245 Antoine Gillespie, UTEP, 1993-94
- 245 Omar Thomas, UTEP, 2004-05
- 239 Lee Nailon, TCU, 1998-99
- 237 Johnny Brown, UNM, 1987-88
- 235 Harry Hall, UW, 1968-69

**3-Point FG Pct. (3P-3PA, Games)**

(Based on qualifiers for annual championship)

- .563 Joel Tribelhorn, CSU, 1988-89 (76-135, 33)
- .529 Nathan Call, BYU, 1991-92 (45-85, 32)
- .522 Trent Shippen, CSU, 1987-88 (59-113, 35)
- .513 Royce Olney, UNM, 1997-98 (80-156, 25)
- .500 Jason Hamilton, SDSU, 1991-92 (28-56, 26)
- .500 Brian Santiago, FS, 1993-94 (64-128, 32)
- .498 Jaycee Carroll, USU, 2007-08 (114-229, 35)
- .491 Rob Robbins, UNM, 1988-89 (83-169, 33)
- .490 Andy Toolson, BYU, 1989-90 (74-151, 30)
- .490 Dante Swanson, TU, 2001-02 (73-149, 33)
- .488 Tyler Tiedman, BSU, 2007-08 (84-172, 34)
- .486 Michael Smith, BYU, 1986-87 (34-70, 32)
- .479 Bert Woodard, UH, 1991-92 (35-73, 28)
- .469 Tony Ross, SDSU, 1987-88 (100-213, 29)
- .469 Mark Meredith, CSU, 1989-90 (84-179, 30)

**3-Point Field Goals Made**

- 125 Michael Best, SDSU, 1988-89
- 120 Dominick Young, FS, 1995-96
- 114 Jaycee Carroll, USU, 2007-08
- 113 Eddie Miller, FS, 2007-08
- 102 Raymond Dudley, AFA, 1988-89
- 102 Dominick Young, FS, 1996-97
- 102 Kevin Henry, UNM, 1998-99
- 97 Michael Kuebler, UH, 2003-04
- 96 Kendrick Brooks, FS, 1995-96
- 96 Clayton Shields, UNM, 1996-97
- 95 Ja'Vance Coleman, FS, 2005-06
- 94 Marlow White, UNM, 1993-94
- 93 Jaycee Carroll, USU, 2005-06
- 92 Abe Jackson, BSU, 2001-02
- 90 Malcolm Johnson, TCU, 1996-97
- 90 Clayton Shields, UNM, 1997-98



# WAC RECORDS SINGLE SEASON

## 3-Point Field Goals Attempted

- 330 Dominick Young, FS, 1996-97
- 316 Dominick Young, FS, 1995-96
- 281 Shea Seals, TU, 1996-97
- 281 Abe Jackson, BSU, 2001-02
- 279 Eddie Miller, FS, 2007-08
- 261 Malcolm Johnson, TCU, 1996-97
- 251 Damon Jackson, FS, 2001-02
- 247 Ja'Vance Coleman, FS, 2005-06
- 246 Ja'Vance Coleman, FS, 2004-05
- 245 Stephen Woods, SMU, 1999-00
- 243 Kendrick Brooks, FS, 1995-96
- 242 Michael Kuebler, UH, 2003-04
- 241 Raymond Dudley, AFA, 1989-90
- 241 Terrance Roberson, FS, 1999-00
- 239 Kevin Henry, UNM, 1998-99
- 239 Eddie Miller, FS, 2006-07

## Assist Average (Assists-Games)

- 10.66 Jeff Jonas, UU, 1976-77 (309-29)
- 8.19 Tony Gwynn, SDSU, 1979-80 (221-27)
- 8.00 Tito Maddox, FS, 2000-01 (200-25)
- 7.58 Russell Brown, AFA, 1977-78 (197-26)
- 7.62 Petie Gibson, UNM, 1970-71 (198-26)
- 7.43 Scott Martin, UU, 1980-81 (223-30)
- 7.36 Darrell McGee, UNM, 1988-89 (243-33)
- 7.31 Keith Smith, SDSU, 1981-82 (212-29)
- 7.31 Anthony Carter, UH, 1997-98 (212-29)
- 7.27 Rafer Alston, FS, 1997-98 (240-33)
- 7.24 Chris Herren, FS, 1998-99 (181-25)
- 7.16 Filiberto Rivera, UTEP, 2004-05 (229-32)
- 7.00 Jeff Bowling, AFA, 1989-90 (224-32)
- 7.06 Prince Fowler, TCU, 1998-99 (226-32)
- 7.04 Petie Gibson, UNM, 1968-69 (183-26)

## Total Assists

- 309 Jeff Jonas, UU, 1976-77
- 243 Darrell McGee, UNM, 1988-89
- 240 Rafer Alston, FS, 1997-98
- 229 Filiberto Rivera, UTEP, 2004-05
- 226 Prince Fowler, TCU, 1998-99
- 224 Jeff Bowling, AFA, 1989-90
- 224 Kris Clark, USU, 2007-08
- 223 Brian Santiago, FS, 1993-94
- 221 Tony Gwynn, SDSU, 1979-80
- 212 Keith Smith, SDSU, 1981-82
- 212 Kelvin Scarborough, UNM, 1986-87
- 212 Anthony Carter, UH, 1997-98
- 211 Dominick Young, FS, 1996-97
- 206 Demetrius Porter, FS, 1999-00
- 205 Darrell McGee, UNM, 1989-90

## Steal Average (Steals-Games)

- 4.32 Greedy Daniels, TCU, 2000-01 (108-25)
- 3.32 Eric Coley, TU, 1999-00 (123-37)
- 2.91 Mike Jones, TCU, 1997-98 (96-33)
- 2.89 Dominick Young, FS, 1994-95 (81-28)
- 2.82 Tim Hardaway, UTEP, 1984-85 (93-33)
- 2.69 Anthony Carter, UH, 1996-97 (78-29)
- 2.60 Matt Watts, SDSU, 1998-99 (65-25)
- 2.58 Sean Dent, UW, 1985-86 (93-36)
- 2.55 Dominick Young, FS, 1995-96 (74-29)
- 2.55 Andre Miller, UU, 1998-99 (84-33)
- 2.52 Shawn Marion, UNLV, 1998-99 (73-29)
- 2.50 Kelvin Scarborough, UNM, 1984-85 (80-32)
- 2.48 Tony Webster, UH, 1982-83 (72-29)
- 2.41 LaDrell Whitehead, UW, 1995-96 (70-29)
- 2.41 Greedy Daniels, UNLV, 1998-99 (70-29)

## Total Steals

- 123 Eric Coley, TU, 1999-00
- 108 Greedy Daniels, TCU, 2000-01
- 96 Mike Jones, TCU, 1997-98
- 93 Sean Dent, UW, 1985-86
- 93 Tim Hardaway, UTEP, 1988-89
- 84 Hunter Greene, UNM, 1986-87
- 84 Andre Miller, UU, 1998-99
- 81 Dominick Young, FS, 1994-95
- 80 Kelvin Scarborough, UNM, 1984-85
- 78 Kelvin Scarborough, UNM, 1986-87
- 78 Anthony Carter, UH, 1996-97

- 77 Phil Smith, UNM, 1983-84
- 77 Tim Hardaway, UTEP, 1987-88
- 75 Sean Dent, UW, 1986-87
- 74 Anthony Watson, SDSU, 1984-85
- 74 Dominick Young, FS, 1995-96

## Block Average (Blocks-Games)

- 5.21 Shawn Bradley, BYU, 1990-91 (177-34)
- 5.14 Theo Ratliff, UW, 1994-95 (144-28)
- 4.43 Theo Ratliff, UW, 1992-93 (124-28)
- 4.07 Theo Ratliff, UW, 1993-94 (114-28)
- 3.86 Keon Clark, UNLV, 1996-97 (112-29)
- 3.56 Dominic McGuire, FS, 2006-07 (114-32)
- 3.52 David Van Dyke, UTEP, 1991-92 (116-33)
- 3.44 Luc Longley, UNM, 1989-90 (117-34)
- 3.30 Khari Jaxon, UNM, 1991-92 (109-33)
- 3.17 Luc Longley, UNM, 1990-91 (95-30)
- 3.14 Melvin Ely, FS, 2001-02 (88-28)
- 3.12 Tony Maroney, UH, 1993-94 (103-33)
- 3.03 Melvin Ely, FS, 1999-00 (94-31)
- 3.00 Derrick Davenport, TCU, 1999-00 (96-32)
- 2.84 Melvin Ely, FS, 1998-99 (91-32)

## Total Blocks

- 177 Shawn Bradley, BYU, 1990-91
- 144 Theo Ratliff, UW, 1994-95
- 124 Theo Ratliff, UW, 1992-93
- 117 Luc Longley, UNM, 1989-90
- 116 David Van Dyke, UTEP, 1991-92
- 114 Theo Ratliff, UW, 1993-94
- 114 Dominic McGuire, FS, 2006-07
- 112 Keon Clark, UNLV, 1996-97
- 109 Khari Jaxon, UNM, 1991-92
- 103 Tony Maroney, UH, 1993-94
- 96 Derrick Davenport, TCU, 1999-00
- 95 Luc Longley, UNM, 1990-91
- 94 Melvin Ely, FS, 1999-00
- 92 JaVale McGee, NEV, 2007-08
- 91 Melvin Ely, FS, 1998-99

## WAC GAMES

### Scoring Average (Points-Games)

- 30.10 Jerry Chambers, UU, 1965-66 (301-10)
- 30.00 Devin Durrant, BYU, 1983-84 (480-16)
- 29.36 Mike Newlin, UU, 1969-70 (411-14)
- 28.80 Flynn Robinson, UW, 1964-65 (288-10)
- 28.43 Kenny Page, UNM, 1979-80 (398-14)
- 27.56 Michael Smith, BYU, 1988-89 (441-16)
- 27.50 Luther Burden, UU, 1974-75 (385-14)
- 27.15 Courtney Alexander, FS, 1999-00 (353-13)
- 27.00 Raymond Dudley, AFA, 1988-89 (432-16)
- 26.87 Olivier Saint-Jean, SJSU, 1996-97 (403-15)
- 26.20 Freddie Lewis, ASU, 1965-66 (262-10)
- 25.71 Willie Long, UNM, 1970-71 (360-14)
- 25.64 Coniel Norman, UA, 1972-73 (359-14)
- 25.58 Melvin Ely, FS, 2001-02 (435-17)
- 25.57 Willie Long, UNM, 1969-70 (358-14)

### Total Points

- 480 Devin Durrant, BYU, 1983-84
- 441 Michael Smith, BYU, 1988-89
- 435 Melvin Ely, FS, 2001-02
- 432 Raymond Dudley, AFA, 1988-89
- 416 Anthony Harris, UH, 1995-96
- 411 Mike Newlin, UU, 1969-70
- 403 Olivier Saint-Jean, SJSU, 1996-97
- 400 Keith Van Horn, UU, 1995-96
- 399 Danny Ainge, BYU, 1980-81
- 398 Kenny Page, UNM, 1979-80
- 393 Nick Fazekas, NEV, 2004-05
- 392 Jaycee Carroll, USU, 2007-08
- 391 Michael Cage, SDSU, 1983-84
- 386 Antoine Gillespie, UTEP, 1994-95
- 385 Luther Burden, UU, 1974-75
- 385 Otis Jones, AFA, 1994-95

### Rebound Average (Rebounds-Games)

- 15.63 Paul Millsap, LTU, 2005-06 (250-16)
- 15.10 Art Becker, ASU, 1962-63 (151-10)
- 14.79 Mark Landsberger, ASU, 1976-77 (207-14)
- 14.64 Mike Childress, CSU, 1969-70 (205-14)

- 14.07 Paul Stovall, ASU, 1971-72 (197-14)
- 13.90 Leon Clark, UW, 1964-65 (139-10)
- 13.86 Mike Sojourner, UU, 1973-74 (194-14)
- 13.71 Larry Abney, FS, 1999-00 (192-14)
- 13.57 Mike Childress, CSU, 1970-71 (190-14)
- 13.43 Kresimir Cosic, BYU, 1970-71 (188-14)
- 13.20 John Fairchild, BYU, 1964-65 (132-10)
- 13.00 Tony Cerkenik, ASU, 1962-63 (130-10)
- 13.00 Willie Long, UNM, 1969-70 (182-14)
- 12.90 Albert Johnson, UA, 1963-64 (129-10)
- 12.83 Tremaine Fowlkes, FS, 1997-98 (154-12)
- 12.83 Paul Millsap, LTU, 2003-04 (231-18)

## Total Rebounds

- 250 Paul Millsap, LTU, 2005-06
- 231 Paul Millsap, LTU, 2003-04
- 229 Michael Harris, RU, 2004-05
- 218 Paul Millsap, LTU, 2004-05
- 213 Josh Grant, UU, 1992-93
- 207 Mark Landsberger, ASU, 1976-77
- 205 Mike Childress, CSU, 1969-70
- 204 Corey Jackson, NEV, 2001-02
- 199 Michael Cage, SDSU, 1983-84
- 198 Paul Stovall, ASU, 1971-72
- 196 Michael Cage, SDSU, 1980-81
- 194 Mike Sojourner, UU, 1973-74
- 192 Larry Abney, FS, 1999-00
- 192 Nick Fazekas, NEV, 2004-05
- 190 Mike Childress, CSU, 1970-71

## Field Goal Percentage (FG-FGA, Games)

### (Based on qualifiers for annual championship)

- .691 Danny Vranes, UU, 1978-79 (67-97, 11)
- .676 Matt Nelson, BSU, 2007-08 (94-139, 15)
- .655 Luc Longley, UNM, 1990-91 (125-191, 16)
- .648 Buster Matheny, UU, 1976-77 (94-145, 14)
- .644 Melvin Ely, FS, 1999-00 (87-135, 14)
- .644 Alan Taylor, BYU, 1978-79 (67-104, 12)
- .643 Fred Roberts, BYU, 1979-80 (74-115, 14)
- .641 Darryl Minniefield, UNM, 1972-73 (77-120, 14)
- .641 Jimmy Allen, UNM, 1977-78 (50-78, 14)
- .640 Eric Leckner, UW, 1986-87 (114-178, 16)
- .639 Charlie Thomas, UNM, 1988-89 (117-183, 16)
- .638 Albert Springs, UU, 1986-87 (74-116, 16)
- .637 Tom Gneiting, BYU, 1986-87 (86-135, 16)
- .636 Bill Garnett, UW, 1981-82 (96-151, 16)
- .634 Danny Vranes, UU, 1979-80 (85-134, 14)
- .634 Luc Longley, UNM, 1988-89 (90-142, 16)

## Field Goals

- 170 Devin Durrant, BYU, 1983-84
- 164 Michael Smith, BYU, 1988-89
- 163 Melvin Ely, FS, 2001-02
- 156 Kenny Page, UNM, 1979-80
- 151 Coniel Norman, UA, 1973-74
- 147 Olivier Saint-Jean, SJSU, 1996-97
- 145 Coniel Norman, UA, 1972-73
- 144 Mike Newlin, UU, 1969-70
- 144 Luther Burden, UU, 1974-75
- 143 Raymond Dudley, AFA, 1988-89
- 142 Seaborn Hill, ASU, 1969-70
- 142 Kenny Page, UNM, 1980-81
- 142 Marquin Chandler, SJSU, 2004-05
- 140 Johnny Brown, UNM, 1985-86
- 139 Willie Long, UNM, 1969-70
- 139 Luther Burden, UU, 1973-74
- 139 Antoine Gillespie, UTEP, 1993-94
- 139 Michael Harris, RU, 2004-05

## Field Goals Attempted

- 332 Otis Jones, AFA, 1993-94
- 324 Seaborn Hill, ASU, 1969-70
- 317 Luther Burden, UU, 1974-75
- 316 Kenny Page, UNM, 1979-80
- 311 Kenny Page, UNM, 1980-81
- 311 Otis Jones, AFA, 1994-95
- 310 Michael Smith, BYU, 1988-89
- 306 Marquin Chandler, SJSU, 2004-05
- 303 Mike Newlin, UU, 1969-70
- 300 Antoine Gillespie, UTEP, 1993-94

- 300 Carl Ray, Harris, FS 1993-94
- 12. 297 Devin Durrant, BYU, 1983-84
- 13. 296 Coniel Norman, UA, 1973-74
- 14. 293 Coniel Norman, UA, 1972-73
- 15. 284 Olivier Saint-Jean, SJSU, 1996-97

### Free Throw Percentage (FT-FTA, Games)

(Based on qualifiers for annual championship)

- 1. .926 Rob Robbins, UNM, 1988-89 (50-54, 16)
- 2. .925 Mark Meredith, CSU, 1989-90 (49-53, 16)
- 3. .923 Josh Grant, UU, 1992-93 (60-65, 18)
- 4. .922 Greg Harrington, TU, 1999-00 (47-51, 14)
- 5. .915 Granny Lash, UU, 1964-65 (43-47, 10)
- 6. .913 Randy Linder, ASU, 1966-67 (21-23, 10)
- .913 Jaycee Carroll, USU, 2007-08 (73-80, 16)
- 8. .911 Marvin Johnson, UNM, 1977-78 (72-79, 14)
- 9. .911 Paris Bryant, UW, 1990-91 (41-45, 16)
- 10. .908 Ryan Yoder, CSU, 1993-94 (79-87, 18)
- 11. .907 Doug Bessert, UW, 1978-79 (49-54, 12)
- 12. .907 Roy Joshua, ASU, 1977-78 (39-43, 14)
- 13. .906 Mekeli Wesley, BYU, 1997-98 (77-85, 14)
- 14. .902 Jason McKrieth, RU, 2003-04 (83-92, 18)
- 15. .900 Michael Smith, BYU, 1986-87 (54-60, 16)

### Free Throws Made

- 1. 140 Devin Durrant, BYU, 1983-84
- 2. 131 Michael Cage, SDSU, 1983-84
- 3. 125 Antoine Gillespie, UTEP, 1993-94
- 125 Otis Jones, AFA, 1993-94
- 5. 124 Nick Fazekas, NEV, 2004-05
- 6. 123 Mike Newlin, UU, 1969-70
- 7. 117 Quinton Ross, SMU, 2002-03
- 8. 116 Pat Durham, CSU, 1988-89
- 9. 113 Nate Archibald, UTEP, 1969-70
- 10. 112 Russell Larson, BYU, 1993-94
- 11. 109 Melvin Ely, FS, 2001-02
- 12. 107 Antoine Gillespie, UTEP, 1994-95
- 13. 108 Keith Van, Horn, UU 1995-96
- 14. 105 Damon Hancock, SMU, 2001-02
- 105 Omar Thomas, UTEP, 2004-05

### Free Throws Attempted

- 1. 178 Devin Durrant, BYU, 1983-84
- 2. 170 Michael Cage, SDSU, 1983-84
- 3. 162 Otis Jones, AFA, 1993-94
- 4. 157 Nick Fazekas, NEV, 2004-05
- 5. 155 Damon Hancock, SMU, 2001-02
- 6. 153 Willie Long, UNM, 1970-71
- 7. 151 Pat Durham, CSU, 1988-89
- 8. 147 Antoine Gillespie, UTEP, 1993-94
- 147 Melvin Ely, FS, 2001-02
- 10. 146 Quinton Ross, SMU, 2002-03
- 11. 144 Nate Archibald, UTEP, 1969-70
- 12. 143 Otis Jones, AFA, 1994-95
- 13. 142 Mike Newlin, UU, 1969-70
- 14. 135 Antoine Gillespie, UTEP, 1994-95
- 15. 132 Jeron Roberts, UW, 1995-96

### 3-Point FG Pct. (3PT-3PTA, Games)

(Based on qualifiers for annual championship)

- 1. .618 Willie Banks, UNM, 1991-92 (21-34, 16)
- 2. .593 Royce Olney, UNM, 1997-98 (48-81, 12)
- 3. .569 Dante Swanson, TU, 2001-02 (37-65, 17)
- 4. .563 Joel Tribelhorn, CSU, 1988-89 (40-71, 16)
- 5. .541 Gym Bice, UTEP, 1991-92 (20-37, 16)
- 6. .536 Thomas McTyer, TCU, 1999-00 (15-28, 14)
- 7. .535 Jason Hamilton, SDSU, 1992-93 (23-43, 16)
- 8. .532 Dante Swanson, TU, 2000-01 (25-47, 16)
- 9. .529 Terrance Roberson, FS, 1996-97 (18-34, 12)
- 10. .526 Nathan Call, BYU, 1991-92 (20-38, 16)
- .526 Darrell McGee, UNM, 1988-89 (20-38, 16)
- 12. .511 Tyson Mayrone, CSU, 1991-92 (23-45, 14)
- 13. .505 Jaycee Carroll, USU, 2007-08 (53-105, 16)
- 14. .500 Michael Smith, BYU, 1986-87 (21-42, 16)
- .500 Tim Breaux, UW, 1991-92 (19-38, 16)
- .500 Mark Heslop, BYU, 1991-92 (31-62, 16)
- .500 Mark Rydalch, UU, 1994-95 (28-56, 18)

### 3-Point Field Goals Made

- 1. 73 Dominick Young, FS, 1995-96
- 2. 65 Ray Dudley, AFA, 1988-89

- 3. 60 Ja'Vance Coleman, 2005-06
- 4. 59 Marlow White, UNM, 1993-94
- 59 Abe Jackson, BSU, 2001-02
- 59 Damon Jackson, FS, 2002-03
- 7. 57 Tony Ross, SDSU, 1986-87
- 57 Bryan Hopkins, SMU, 2003-04
- 56 Dante Swanson, TU, 2002-03
- 10. 55 Greg Brown, UNM, 1993-94
- 55 Jeff Shelly, CSU, 1993-94
- 55 Michael Kuebler, UH, 2003-04
- 55 Shantay Legans, FS, 2003-04
- 14. 54 Otis Jones, AFA, 1993-94
- 54 Kendric Brooks, FS, 1995-96
- 54 Bryan Christiansen, CSU, 1996-97
- 54 Jake Sottos, UH, 2004-05

### 3-Point Field Goals Attempted

- 1. 190 Dominick Young, FS, 1995-96
- 2. 176 Abe Jackson, BSU, 2001-02
- 3. 155 Ja'Vance Coleman, FS, 2005-06
- 4. 152 Raymond Dudley, AFA, 1989-90
- 5. 149 Damon Jackson, FS, 2002-03
- 149 Ja'Vance Coleman, FS, 2004-05
- 7. 147 Otis Jones, AFA, 1993-94
- 147 Antoine Gillespie, UTEP, 1994-95
- 9. 145 Jeff Shelly, CSU, 1993-94
- 145 Dominick Young, FS, 1996-97
- 145 Shantay Legans, FS, 2003-04
- 12. 144 Marlow White, UNM, 1993-94
- 13. 143 Otis Jones, AFA, 1994-95
- 14. 142 Michael Kuebler, UH, 2003-04
- 15. 141 David Evans, CSU, 1995-96

### Assist Average (Assists-Games)

- 1. 8.86 Tony Gwynn, SDSU, 1979-80 (124-14)
- 2. 8.12 Tito Maddox, FS, 2000-01 (130-16)
- 3. 8.00 Petie Gibson, UNM, 1970-71 (112-14)
- 4. 7.89 Brian Santiago, FS, 1993-94 (142-18)
- 5. 7.78 Filiberto Rivera, UTEP, 2004-05 (140-18)
- 6. 7.71 Rafer Alston, FS, 1997-98 (108-14)
- 7. 7.50 Dominick Young, FS, 1996-97 (120-16)
- 8. 7.19 Andre Miller, UU, 1996-97 (115-16)
- 9. 7.17 Chris Herren, FS, 1998-99 (86-12)
- 10. 7.07 Petie Gibson, UNM, 1969-70 (99-14)
- 11. 7.00 Anthony Carter, UH, 1997-98 (98-14)
- 12. 6.86 Prince Fowler, TCU, 1998-99 (96-14)
- 13. 6.81 Kris Clark, USU, 2007-08 (106-16)
- 13. 6.75 Darrell McGee, UNM, 1988-89 (108-16)
- 15. 6.72 Ryan Yoder, CSU, 1992-93 (121-18)

### Total Assists

- 1. 142 Brian Santiago, FS, 1993-94
- 2. 140 Filiberto Rivera, UTEP, 2004-05
- 3. 130 Tito Maddox, FS, 2000-01
- 4. 124 Tony Gwynn, SDSU, 1979-80
- 5. 121 Ryan Yoder, CSU, 1992-93
- 6. 120 Dominick Young, FS, 1996-97
- 7. 115 Andre Miller, UU, 1996-97
- 8. 114 Ryan Yoder, CSU, 1993-94
- 9. 112 Petie Gibson, UNM, 1970-71
- 112 Mark Campbell, UH, 2002-03
- 11. 111 Dominick Young, FS, 1995-96
- 12. 110 Dominick Young, FS, 1994-95
- 13. 109 Brian Santiago, FS, 1992-93
- 109 Kris Clark, USU, 2007-08
- 14. 108 Darrell McGee, UNM, 1988-89
- 108 Rafer Alston, FS, 1997-98

### Steal Average (Steals-Games)

- 1. 3.00 Eric Coley, TU, 1999-00 (42-14)
- 2. 2.80 Bryan Hopkins, SMU, 2004-05 (42-15)
- 3. 2.79 Andre Miller, UU, 1998-99 (39-14)
- 4. 2.64 Willie Davis, SMU, 1999-00 (37-14)
- 5. 2.57 Shawn Marion, UNLV, 1998-99 (36-14)
- 6. 2.56 Kelvin Scarborough, UNM, 1986-87 (41-16)
- 7. 2.54 Matt Watts, SDSU, 1998-99 (33-13)
- 2.54 Anthony Blakes, UW, 1998-99 (33-13)
- 9. 2.50 Dominick Young, FS, 1995-96 (45-18)
- 2.50 Andre Miller, UU, 1997-98 (35-14)
- 2.50 Mike Jones, TCU, 1997-98 (35-14)

- 12. 2.43 Anthony Carter, UH, 1997-98 (34-14)
- 2.43 Chris Herren, FS, 1997-98 (34-14)
- 2.43 Rafer Alston, FS, 1997-98 (34-14)
- 15. 2.38 Hunter Greene, UNM, 1986-87 (38-16)
- 2.38 Malcolm Johnson, TCU, 1996-97 (38-16)

### Total Steals


- 1. 45 Dominick Young, FS, 1995-96
- 2. 42 Dominick Young, FS, 1994-95
- 42 Eric Coley, TU, 1999-00
- 42 Bryan Hopkins, SMU, 2004-05
- 5. 41 Kelvin Scarborough, UNM, 1986-87
- 6. 39 Damon Crawford, CSU, 1993-94
- 39 Raymond King, SDSU, 1995-96
- 39 Andre Miller, UU, 1998-99
- 39 Bryan Hopkins, SMU, 2002-03
- 38 Hunter Greene, UNM, 1986-87
- 38 Brian Santiago, FS, 1993-94
- 38 David Evans, CSU, 1995-96
- 38 Malcolm Johnson, TCU, 1996-97
- 14. 37 Brian Santiago, FS, 1992-93
- 37 LaDrell Whitehead, UW, 1995-96
- 37 Anthony Carter, UH, 1996-97
- 37 Andre Hazel, NEV, 2000-01
- 37 Mike Wilks, RU, 2000-01

### Block Average (Blocks-Games)

- 1. 4.67 Theo Ratliff, UW, 1994-95 (84-18)
- 2. 4.50 Shawn Bradley, BYU, 1990-91 (72-16)
- 3. 4.44 Theo Ratliff, UW, 1992-93 (80-18)
- 4. 4.25 Keon Clark, UNLV, 1996-97 (68-16)
- 5. 3.75 Dominic McGuire, FS, 2006-07 (60-16)
- 6. 3.63 Khari Jaxon, UNM, 1991-92 (58-16)
- 7. 3.61 Theo Ratliff, UW, 1993-94 (65-18)
- 8. 3.44 David Van Dyke, UTEP, 1991-92 (55-16)
- 9. 3.29 Melvin Ely, FS, 1999-00 (46-14)
- 10. 3.28 Tony Maroney, UH, 1993-94 (59-18)
- 11. 3.12 Melvin Ely, FS, 2001-02 (53-17)
- 12. 3.00 Luc Longley, UNM, 1989-90 (48-16)
- 3.00 Melvin Ely, FS, 2000-01 (48-16)
- 14. 2.94 Luc Longley, UNM, 1990-91 (47-16)
- 15. 2.86 Derrick Davenport, TCU, 1999-00 (40-14)

### Total Blocks

- 1. 84 Theo Ratliff, UW, 1994-95
- 2. 80 Theo Ratliff, UW, 1992-93
- 3. 72 Shawn Bradley, BYU, 1990-91
- 4. 68 Keon Clark, UNLV, 1996-97
- 5. 65 Theo Ratliff, UW, 1993-94
- 6. 60 Dominic McGuire, FS, 2006-07
- 7. 59 Tony Maroney, UH, 1993-94
- 8. 58 Khari Jaxon, UNM, 1991-92
- 9. 55 David Van Dyke, UTEP, 1991-92
- 10. 53 Melvin Ely, FS, 2001-02
- 11. 49 Joe Vogel, CSU, 1995-96
- 12. 48 Luc Longley, UNM, 1989-90
- 48 Melvin Ely, FS, 2000-01
- 14. 47 Luc Longley, UNM, 1990-91
- 47 Kevin Johnson, TU, 2002-03



Fresno State's Dominic McGuire blocked 60 shots in WAC play in 2007, the sixth most in conference history.



# TEAM LEADERS YEARLY

## ALL GAMES

### Scoring Offense

| Year    | School           | Avg  |
|---------|------------------|------|
| 1962-63 | Arizona State    | 79.5 |
| 1963-64 | Arizona State    | 81.6 |
| 1964-65 | Brigham Young    | 94.6 |
| 1965-66 | Utah             | 98.0 |
| 1966-67 | Brigham Young    | 81.7 |
| 1967-68 | Utah             | 86.0 |
| 1968-69 | Utah             | 83.6 |
| 1969-70 | Utah             | 88.9 |
| 1970-71 | Arizona State    | 90.2 |
| 1971-72 | Arizona State    | 84.6 |
| 1972-73 | Arizona State    | 82.5 |
| 1973-74 | Utah             | 90.8 |
| 1974-75 | Arizona State    | 86.9 |
| 1975-76 | Arizona          | 81.9 |
| 1976-77 | New Mexico       | 86.6 |
| 1977-78 | *New Mexico      | 97.5 |
| 1978-79 | New Mexico       | 88.5 |
| 1979-80 | Brigham Young    | 83.5 |
| 1980-81 | Brigham Young    | 78.8 |
| 1981-82 | New Mexico       | 70.6 |
| 1982-83 | New Mexico       | 71.7 |
| 1983-84 | Brigham Young    | 78.5 |
| 1984-85 | San Diego State  | 80.4 |
| 1985-86 | San Diego State  | 74.7 |
| 1986-87 | Brigham Young    | 82.3 |
| 1987-88 | Brigham Young    | 85.5 |
| 1988-89 | Brigham Young    | 80.6 |
| 1989-90 | New Mexico       | 76.9 |
| 1990-91 | Wyoming          | 82.5 |
| 1991-92 | Brigham Young    | 80.2 |
| 1992-93 | Brigham Young    | 81.0 |
| 1993-94 | Brigham Young    | 79.4 |
| 1994-95 | UTEP             | 77.9 |
| 1995-96 | Brigham Young    | 82.3 |
| 1996-97 | TCU              | 83.7 |
| 1997-98 | *TCU             | 97.2 |
| 1998-99 | TCU              | 86.8 |
| 1999-00 | TCU              | 87.9 |
| 2000-01 | *TCU             | 93.6 |
| 2001-02 | Tulsa            | 80.2 |
| 2002-03 | Nevada           | 76.0 |
| 2003-04 | UTEP             | 77.5 |
| 2004-05 | UTEP             | 74.7 |
| 2005-06 | Fresno State     | 73.8 |
| 2006-07 | New Mexico State | 78.0 |
| 2007-08 | Boise State      | 81.4 |

### Scoring Defense

| Year    | School         | Avg  |
|---------|----------------|------|
| 1962-63 | New Mexico     | 57.9 |
| 1963-64 | New Mexico     | 57.2 |
| 1964-65 | New Mexico     | 55.7 |
| 1965-66 | New Mexico     | 68.5 |
| 1966-67 | New Mexico     | 61.6 |
| 1967-68 | New Mexico     | 68.1 |
| 1968-69 | Colorado State | 67.5 |
| 1969-70 | UTEP           | 72.6 |
| 1970-71 | UTEP           | 65.2 |
| 1971-72 | UTEP           | 60.6 |
| 1972-73 | *UTEP          | 56.1 |
| 1973-74 | *UTEP          | 56.5 |
| 1974-75 | *UTEP          | 57.3 |
| 1975-76 | UTEP           | 56.9 |
| 1976-77 | UTEP           | 63.4 |
| 1977-78 | UTEP           | 65.5 |
| 1978-79 | Wyoming        | 65.6 |
| 1979-80 | Wyoming        | 58.7 |
| 1980-81 | Air Force      | 56.2 |
| 1981-82 | Wyoming        | 51.5 |
| 1982-83 | Wyoming        | 57.1 |
| 1983-84 | Wyoming        | 58.4 |
| 1984-85 | Wyoming        | 65.5 |
| 1985-86 | UTEP           | 60.2 |
| 1986-87 | Utah           | 65.5 |
| 1987-88 | Colorado State | 57.3 |
| 1988-89 | Colorado State | 61.0 |
| 1989-90 | Colorado State | 59.3 |

|         |                |      |
|---------|----------------|------|
| 1990-91 | Colorado State | 61.4 |
| 1991-92 | Utah           | 61.6 |
| 1992-93 | New Mexico     | 63.2 |
| 1993-94 | New Mexico     | 67.5 |
| 1994-95 | Utah           | 64.9 |
| 1995-96 | Utah           | 63.9 |
| 1996-97 | Utah           | 61.7 |
| 1997-98 | Utah           | 57.6 |
| 1998-99 | Utah           | 55.4 |
| 1999-00 | San Jose State | 59.7 |
| 2000-01 | San Jose State | 63.5 |
| 2001-02 | Hawai'i        | 63.1 |
| 2002-03 | Tulsa          | 65.3 |
| 2003-04 | Fresno State   | 61.8 |
| 2004-05 | Nevada         | 61.7 |
| 2005-06 | Louisiana Tech | 63.1 |
| 2006-07 | Fresno State   | 66.2 |
| 2007-08 | Utah State     | 68.1 |

### Field Goal Percentage

| Year    | School         | Pct  |
|---------|----------------|------|
| 1963-64 | Wyoming        | .468 |
| 1964-65 | Brigham Young  | .491 |
| 1965-66 | Utah           | .504 |
| 1966-67 | Brigham Young  | .492 |
| 1967-68 | New Mexico     | .466 |
| 1968-69 | UTEP           | .487 |
| 1969-70 | UTEP           | .486 |
| 1970-71 | Wyoming        | .464 |
| 1971-72 | Brigham Young  | .483 |
| 1972-73 | Arizona State  | .494 |
| 1973-74 | Arizona        | .502 |
| 1974-75 | Arizona State  | .498 |
| 1975-76 | Utah           | .501 |
| 1976-77 | Utah           | .540 |
| 1977-78 | Utah           | .519 |
| 1978-79 | Brigham Young  | .528 |
| 1979-80 | Brigham Young  | .522 |
| 1980-81 | Wyoming        | .522 |
| 1981-82 | Wyoming        | .532 |
| 1982-83 | Wyoming        | .515 |
| 1983-84 | New Mexico     | .512 |
| 1984-85 | New Mexico     | .511 |
| 1985-86 | Wyoming        | .530 |
| 1986-87 | Wyoming        | .510 |
| 1987-88 | Brigham Young  | .531 |
| 1988-89 | New Mexico     | .545 |
| 1989-90 | Brigham Young  | .499 |
| 1990-91 | New Mexico     | .528 |
| 1991-92 | Brigham Young  | .498 |
| 1992-93 | Brigham Young  | .498 |
| 1993-94 | Brigham Young  | .492 |
| 1994-95 | Utah           | .483 |
| 1995-96 | Colorado State | .506 |
| 1996-97 | Utah           | .496 |
| 1997-98 | TCU            | .495 |
| 1998-99 | TCU            | .491 |
| 1999-00 | Hawai'i        | .482 |
| 2000-01 | UTEP           | .492 |
| 2001-02 | Tulsa          | .477 |
| 2002-03 | Rice           | .469 |
| 2003-04 | UTEP           | .477 |
| 2004-05 | Rice           | .481 |
| 2005-06 | Utah State     | .498 |
| 2006-07 | Nevada         | .484 |
| 2007-08 | Utah State     | .514 |

### Free Throw Percentage

| Year    | School         | Pct  |
|---------|----------------|------|
| 1963-64 | Utah           | .751 |
| 1964-65 | Brigham Young  | .747 |
| 1965-66 | Arizona        | .737 |
| 1966-67 | Utah           | .733 |
| 1967-68 | Utah           | .744 |
| 1968-69 | UTEP           | .766 |
| 1969-70 | Utah           | .756 |
| 1970-71 | Brigham Young  | .702 |
| 1971-72 | Brigham Young  | .715 |
| 1972-73 | Colorado State | .747 |
| 1973-74 | Brigham Young  | .755 |
| 1974-75 | Utah           | .744 |

|         |                |      |
|---------|----------------|------|
| 1975-76 | Colorado State | .760 |
| 1976-77 | *Utah          | .782 |
| 1977-78 | Arizona State  | .756 |
| 1978-79 | New Mexico     | .729 |
| 1979-80 | Utah           | .732 |
| 1980-81 | New Mexico     | .715 |
| 1981-82 | Colorado State | .739 |
| 1982-83 | Brigham Young  | .716 |
| 1983-84 | Brigham Young  | .750 |
| 1984-85 | UTEP           | .742 |
| 1985-86 | Brigham Young  | .694 |
| 1986-87 | Brigham Young  | .746 |
| 1987-88 | Brigham Young  | .763 |
| 1988-89 | *Brigham Young | .815 |
| 1989-90 | Air Force      | .748 |
| 1990-91 | Air Force      | .770 |
| 1991-92 | Air Force      | .748 |
| 1992-93 | *Utah          | .791 |
| 1993-94 | Utah           | .747 |
| 1994-95 | *Brigham Young | .773 |
| 1995-96 | *Utah          | .784 |
| 1996-97 | Wyoming        | .737 |
| 1997-98 | New Mexico     | .757 |
| 1998-99 | New Mexico     | .751 |
| 1999-00 | TCU            | .765 |
| 2000-01 | UTEP           | .753 |
| 2001-02 | Tulsa          | .753 |
| 2002-03 | Rice           | .737 |
| 2003-04 | UTEP           | .752 |
| 2004-05 | *UTEP          | .792 |
| 2005-06 | Utah State     | .722 |
| 2006-07 | Utah State     | .780 |
| 2007-08 | Utah State     | .792 |

### Rebound Margin

| Year    | School           | Mar  |
|---------|------------------|------|
| 1962-63 | Arizona State    | 9.0  |
| 1963-64 | New Mexico       | 13.2 |
| 1964-65 | New Mexico       | 15.3 |
| 1965-66 | Utah             | 10.0 |
| 1966-67 | New Mexico       | 7.2  |
| 1967-68 | New Mexico       | 5.6  |
| 1968-69 | New Mexico       | 6.6  |
| 1969-70 | Brigham Young    | 9.2  |
| 1970-71 | Utah             | 8.5  |
| 1971-72 | UTEP             | 5.5  |
| 1972-73 | Brigham Young    | 8.9  |
| 1973-74 | New Mexico       | 6.7  |
| 1974-75 | Arizona          | 7.2  |
| 1975-76 | Arizona          | 8.3  |
| 1976-77 | Arizona          | 10.4 |
| 1977-78 | Arizona          | 6.8  |
| 1978-79 | Wyoming          | 6.0  |
| 1979-80 | Wyoming          | 10.1 |
| 1980-81 | Wyoming          | 11.1 |
| 1981-82 | Wyoming          | 9.6  |
| 1982-83 | Wyoming          | 7.2  |
| 1983-84 | San Diego State  | 5.7  |
| 1984-85 | San Diego State  | 3.8  |
| 1985-86 | Air Force        | 3.1  |
| 1986-87 | Brigham Young    | 3.6  |
| 1987-88 | Brigham Young    | 5.9  |
| 1988-89 | Hawai'i          | 3.1  |
| 1989-90 | Wyoming          | 5.3  |
| 1990-91 | Utah             | 5.0  |
| 1991-92 | Utah             | 6.6  |
| 1992-93 | Brigham Young    | 6.6  |
| 1993-94 | Utah             | 3.6  |
| 1994-95 | Utah             | 9.7  |
| 1995-96 | Utah             | 9.7  |
| 1996-97 | Utah             | 6.5  |
| 1997-98 | Utah             | 9.9  |
| 1998-99 | Utah             | 8.2  |
| 1999-00 | San Jose State   | 4.4  |
| 2000-01 | San Jose State   | 6.0  |
| 2001-02 | Louisiana Tech   | 8.8  |
| 2002-03 | Fresno State     | 5.7  |
| 2003-04 | Louisiana Tech   | 7.0  |
| 2004-05 | Nevada           | 7.6  |
| 2005-06 | Louisiana Tech   | 5.8  |
| 2006-07 | Nevada           | 6.5  |
| 2007-08 | New Mexico State | 8.9  |





## Scoring Margin

| Year    | School           | Mar  |
|---------|------------------|------|
| 1963-64 | New Mexico       | 10.6 |
| 1964-65 | New Mexico       | 15.7 |
| 1965-66 | Utah             | 18.5 |
| 1966-67 | New Mexico       | 10.4 |
| 1967-68 | New Mexico       | 9.3  |
| 1968-69 | New Mexico       | 8.7  |
| 1969-70 | UTEP             | 6.5  |
| 1970-71 | Arizona State    | 7.8  |
| 1971-72 | UTEP             | 7.9  |
| 1972-73 | New Mexico       | 11.5 |
| 1973-74 | New Mexico       | 12.2 |
| 1974-75 | Arizona State    | 9.9  |
| 1975-76 | Utah             | 7.8  |
| 1976-77 | Arizona          | 10.7 |
| 1977-78 | New Mexico       | 14.6 |
| 1978-79 | Brigham Young    | 8.4  |
| 1979-80 | Brigham Young    | 11.0 |
| 1980-81 | *Wyoming         | 16.1 |
| 1981-82 | Wyoming          | 11.3 |
| 1982-83 | UTEP             | 6.8  |
| 1983-84 | UTEP             | 7.9  |
| 1984-85 | San Diego State  | 8.1  |
| 1985-86 | UTEP             | 7.4  |
| 1986-87 | UTEP             | 8.5  |
| 1987-88 | Wyoming          | 11.6 |
| 1988-89 | UTEP             | 11.2 |
| 1989-90 | Colorado State   | 8.4  |
| 1990-91 | Utah             | 9.6  |
| 1991-92 | Brigham Young    | 10.6 |
| 1992-93 | Utah             | 11.4 |
| 1993-94 | New Mexico       | 10.3 |
| 1994-95 | Utah             | 12.7 |
| 1995-96 | Utah             | 12.9 |
| 1996-97 | Utah             | 12.8 |
| 1997-98 | TCU              | 19.4 |
| 1998-99 | Utah             | 15.9 |
| 1999-00 | Tulsa            | 17.5 |
| 2000-01 | TCU              | 11.4 |
| 2001-02 | Tulsa            | 10.7 |
| 2002-03 | Tulsa            | 8.1  |
| 2003-04 | UTEP             | 9.9  |
| 2004-05 | UTEP             | 9.7  |
| 2005-06 | Nevada           | 9.0  |
| 2006-07 | Nevada           | 9.9  |
| 2007-08 | New Mexico State | 7.6  |

## Field Goal Percentage Defense

| Year    | School         | Pct  |
|---------|----------------|------|
| 1963-64 | Arizona        | .398 |
| 1964-65 | New Mexico     | .367 |
| 1965-66 | Brigham Young  | .392 |
| 1966-67 | Utah           | .409 |
| 1967-68 | Arizona State  | .401 |
| 1968-69 | Brigham Young  | .417 |
| 1969-70 | Colorado State | .406 |
| 1970-71 | Colorado State | .403 |
| 1971-72 | Arizona State  | .399 |
| 1972-73 | UTEP           | .413 |
| 1973-74 | UTEP           | .381 |
| 1974-75 | UTEP           | .425 |
| 1975-76 | UTEP           | .417 |
| 1976-77 | Colorado State | .384 |
| 1977-78 | UTEP           | .447 |
| 1978-79 | Wyoming        | .422 |
| 1979-80 | Wyoming        | .435 |
| 1980-81 | *Wyoming       | .401 |
| 1981-82 | *Wyoming       | .397 |
| 1982-83 | *Wyoming       | .416 |
| 1983-84 | UTEP           | .440 |
| 1984-85 | Colorado State | .435 |
| 1985-86 | UTEP           | .431 |
| 1986-87 | Wyoming        | .419 |
| 1987-88 | UTEP           | .431 |
| 1988-89 | UTEP           | .425 |
| 1989-90 | UTEP           | .425 |
| 1990-91 | Brigham Young  | .408 |
| 1991-92 | Utah           | .398 |
| 1992-93 | Utah           | .403 |
| 1993-94 | New Mexico     | .403 |

|         |              |      |
|---------|--------------|------|
| 1994-95 | Utah         | .398 |
| 1995-96 | Utah         | .400 |
| 1996-97 | Utah         | .382 |
| 1997-98 | Wyoming      | .385 |
| 1998-99 | Rice         | .379 |
| 1999-00 | Tulsa        | .393 |
| 2000-01 | Rice         | .401 |
| 2001-02 | Fresno State | .401 |
| 2002-03 | Tulsa        | .397 |
| 2003-04 | Fresno State | .413 |
| 2004-05 | Nevada       | .388 |
| 2005-06 | Nevada       | .401 |
| 2006-07 | Fresno State | .385 |
| 2007-08 | Nevada       | .422 |

## Turnover Margin

| Year    | School          | Mar |
|---------|-----------------|-----|
| 1985-86 | Utah            | 2.5 |
| 1986-87 | UTEP            | 4.8 |
| 1987-88 | Colorado State  | 2.8 |
| 1988-89 | Wyoming         | 2.5 |
| 1989-90 | Hawai'i         | 3.7 |
| 1990-91 | Hawai'i         | 1.8 |
| 1991-92 | UTEP            | 2.9 |
| 1992-93 | UTEP            | 4.6 |
| 1993-94 | Colorado State  | 2.2 |
| 1994-95 | UTEP            | 3.3 |
| 1995-96 | San Diego State | 2.3 |
| 1996-97 | TCU             | 4.0 |
| 1997-98 | TCU             | 5.4 |
| 1998-99 | Fresno State    | 4.0 |
| 1999-00 | TCU             | 6.2 |
| 2000-01 | TCU             | 6.3 |
| 2001-02 | Hawai'i         | 2.6 |
| 2002-03 | San Jose State  | 3.6 |
| 2003-04 | UTEP            | 2.4 |
| 2004-05 | UTEP            | 2.9 |
| 2005-06 | Fresno State    | 2.4 |
| 2006-07 | Louisiana Tech  | 0.6 |
| 2007-08 | Hawai'i         | 2.3 |

## 3-Point Field Goal Percentage

| Year    | School         | Pct  |
|---------|----------------|------|
| 1986-87 | UTEP           | .409 |
| 1987-88 | Brigham Young  | .452 |
| 1988-89 | Colorado State | .462 |
| 1989-90 | Brigham Young  | .450 |
| 1990-91 | Brigham Young  | .399 |
| 1991-92 | Brigham Young  | .431 |
| 1992-93 | Utah           | .410 |
| 1993-94 | Utah           | .396 |
| 1994-95 | Fresno State   | .376 |
| 1995-96 | Colorado State | .395 |
| 1996-97 | Colorado State | .385 |
| 1997-98 | New Mexico     | .402 |
| 1998-99 | TCU            | .388 |
| 1999-00 | TCU            | .380 |
| 2000-01 | Tulsa          | .389 |
| 2001-02 | Tulsa          | .405 |
| 2002-03 | Rice           | .386 |
| 2003-04 | UTEP           | .384 |
| 2004-05 | UTEP           | .364 |
| 2005-06 | Utah State     | .401 |
| 2006-07 | Nevada         | .406 |
| 2007-08 | Utah State     | .401 |

*\*Led Nation*

## WAC GAMES

### Scoring Offense

| Year    | School        | Av   |
|---------|---------------|------|
| 1962-63 | Brigham Young | 80.3 |
| 1963-64 | Brigham Young | 83.5 |
| 1964-65 | Brigham Young | 92.4 |
| 1965-66 | Wyoming       | 92.4 |
| 1966-67 | Brigham Young | 76.4 |
| 1967-68 | Utah          | 84.0 |
| 1968-69 | Arizona State | 83.4 |
| 1969-70 | Utah, Wyoming | 86.3 |
| 1970-71 | Arizona State | 87.5 |

|         |                    |      |
|---------|--------------------|------|
| 1971-72 | Arizona State, BYU | 81.0 |
| 1972-73 | Arizona            | 84.8 |
| 1973-74 | Arizona            | 90.2 |
| 1974-75 | Arizona State      | 86.9 |
| 1975-76 | Brigham Young      | 86.9 |
| 1976-77 | Arizona            | 77.0 |
| 1977-78 | New Mexico         | 92.4 |
| 1978-79 | Brigham Young      | 81.9 |
| 1979-80 | Brigham Young      | 84.2 |
| 1980-81 | Brigham Young      | 77.8 |
| 1981-82 | San Diego State    | 69.0 |
| 1982-83 | Brigham Young      | 69.9 |
| 1983-84 | Brigham Young      | 79.9 |
| 1984-85 | Brigham Young      | 71.9 |
| 1985-86 | San Diego State    | 73.9 |
| 1986-87 | Brigham Young      | 81.6 |
| 1987-88 | Brigham Young      | 82.2 |
| 1988-89 | Brigham Young      | 78.6 |
| 1989-90 | New Mexico         | 72.3 |
| 1990-91 | Wyoming            | 80.5 |
| 1991-92 | Brigham Young      | 77.1 |
| 1992-93 | Brigham Young      | 78.5 |
| 1993-94 | Brigham Young      | 76.1 |
| 1994-95 | Utah               | 77.0 |
| 1995-96 | Fresno State       | 81.3 |
| 1996-97 | TCU                | 81.6 |
| 1997-98 | TCU                | 95.6 |
| 1998-99 | TCU                | 84.1 |
| 1999-00 | TCU                | 83.9 |
| 2000-01 | TCU                | 87.3 |
| 2001-02 | Tulsa              | 78.6 |
| 2002-03 | Nevada             | 78.1 |
| 2003-04 | Nevada             | 78.3 |
| 2004-05 | UTEP               | 76.1 |
| 2005-06 | Fresno State       | 74.1 |
| 2006-07 | Nevada             | 78.4 |
| 2007-08 | New Mexico State   | 81.8 |

### Scoring Defense

| Year    | School         | Av   |
|---------|----------------|------|
| 1962-63 | New Mexico     | 61.6 |
| 1963-64 | New Mexico     | 60.2 |
| 1964-65 | New Mexico     | 67.3 |
| 1965-66 | New Mexico     | 77.1 |
| 1966-67 | New Mexico     | 65.5 |
| 1967-68 | New Mexico     | 68.8 |
| 1968-69 | Wyoming        | 72.1 |
| 1969-70 | UTEP           | 71.9 |
| 1970-71 | UTEP           | 68.5 |
| 1971-72 | UTEP           | 59.9 |
| 1972-73 | UTEP           | 61.0 |
| 1973-74 | UTEP           | 62.2 |
| 1974-75 | UTEP           | 57.3 |
| 1975-76 | UTEP           | 58.4 |
| 1976-77 | UTEP           | 62.8 |
| 1977-78 | UTEP           | 68.4 |
| 1978-79 | Wyoming        | 63.5 |
| 1979-80 | Wyoming        | 55.8 |
| 1980-81 | Wyoming        | 55.8 |
| 1981-82 | Wyoming        | 47.1 |
| 1982-83 | UTEP           | 54.6 |
| 1983-84 | New Mexico     | 58.9 |
| 1984-85 | Colorado State | 66.0 |
| 1985-86 | UTEP           | 61.4 |
| 1986-87 | Utah           | 67.7 |
| 1987-88 | Utah           | 58.1 |
| 1988-89 | Colorado State | 60.8 |
| 1989-90 | Colorado State | 59.9 |
| 1990-91 | Colorado State | 59.9 |
| 1991-92 | UTEP           | 61.9 |
| 1992-93 | New Mexico     | 62.2 |
| 1993-94 | New Mexico     | 68.7 |
| 1994-95 | Wyoming        | 64.3 |
| 1995-96 | Utah           | 64.9 |
| 1996-97 | Tulsa          | 62.0 |
| 1997-98 | Utah           | 56.7 |
| 1998-99 | Utah           | 54.4 |
| 1999-00 | Tulsa          | 62.3 |
| 2000-01 | San Jose State | 66.8 |
| 2001-02 | Louisiana Tech | 64.0 |
| 2002-03 | Hawai'i        | 66.4 |



# TEAM LEADERS YEARLY

|         |                |      |
|---------|----------------|------|
| 2003-04 | Fresno State   | 62.2 |
| 2004-05 | Nevada         | 61.2 |
| 2005-06 | Louisiana Tech | 60.5 |
| 2006-07 | Hawai'i        | 65.1 |
| 2007-08 | Nevada         | 69.8 |

## Field Goal Percentage

| Year    | School         | Pct  |
|---------|----------------|------|
| 1962-63 | New Mexico     | .473 |
| 1963-64 | Wyoming        | .480 |
| 1964-65 | Brigham Young  | .489 |
| 1965-66 | Wyoming        | .457 |
| 1966-67 | Brigham Young  | .483 |
| 1967-68 | New Mexico     | .471 |
| 1968-69 | Arizona State  | .452 |
| 1969-70 | UTEP           | .471 |
| 1970-71 | Brigham Young  | .490 |
| 1971-72 | Brigham Young  | .489 |
| 1972-73 | Arizona        | .495 |
| 1973-74 | Arizona State  | .502 |
| 1974-75 | Arizona State  | .504 |
| 1975-76 | Utah           | .490 |
| 1976-77 | Utah           | .554 |
| 1977-78 | Utah           | .541 |
| 1978-79 | Brigham Young  | .536 |
| 1979-80 | Brigham Young  | .543 |
| 1980-81 | Utah           | .515 |
| 1981-82 | Wyoming        | .525 |
| 1982-83 | Wyoming        | .509 |
| 1983-84 | New Mexico     | .520 |
| 1984-85 | Colorado State | .492 |
| 1985-86 | Wyoming        | .549 |
| 1986-87 | Wyoming        | .509 |
| 1987-88 | Brigham Young  | .523 |
| 1988-89 | New Mexico     | .570 |
| 1989-90 | New Mexico     | .501 |
| 1990-91 | New Mexico     | .519 |
| 1991-92 | Brigham Young  | .488 |
| 1992-93 | Brigham Young  | .493 |
| 1993-94 | Fresno State   | .476 |
| 1994-95 | Utah           | .496 |
| 1995-96 | Colorado State | .488 |
| 1996-97 | Utah           | .516 |
| 1997-98 | New Mexico     | .509 |
| 1998-99 | Utah           | .495 |
| 1999-00 | Tulsa          | .487 |
| 2000-01 | UTEP           | .486 |
| 2001-02 | Tulsa          | .494 |
| 2002-03 | Rice           | .468 |
| 2003-04 | Rice           | .476 |
| 2004-05 | Rice           | .475 |
| 2005-06 | Utah State     | .473 |
| 2006-07 | Nevada         | .483 |
| 2007-08 | Utah State     | .537 |

## Free Throw Percentage

| Year    | School         | Pct  |
|---------|----------------|------|
| 1962-63 | Utah           | .727 |
| 1963-64 | Brigham Young  | .744 |
| 1964-65 | Brigham Young  | .774 |
| 1965-66 | Brigham Young  | .750 |
| 1966-67 | Utah           | .727 |
| 1967-68 | New Mexico     | .721 |
| 1968-69 | Utah           | .743 |
| 1969-70 | UTEP           | .764 |
| 1970-71 | Colorado State | .729 |
| 1971-72 | Brigham Young  | .723 |
| 1972-73 | Colorado State | .755 |
| 1973-74 | Brigham Young  | .748 |
| 1974-75 | Utah           | .783 |
| 1975-76 | Utah           | .769 |
| 1976-77 | Utah           | .793 |
| 1977-78 | Arizona        | .732 |
| 1978-79 | New Mexico     | .761 |
| 1979-80 | Utah           | .750 |
| 1980-81 | Brigham Young  | .740 |
| 1981-82 | Colorado State | .742 |
| 1982-83 | Brigham Young  | .747 |
| 1983-84 | Brigham Young  | .747 |
| 1984-85 | UTEP           | .739 |
| 1985-86 | UTEP           | .724 |

|         |                  |      |
|---------|------------------|------|
| 1986-87 | Brigham Young    | .749 |
| 1987-88 | Brigham Young    | .762 |
| 1988-89 | Brigham Young    | .805 |
| 1989-90 | Brigham Young    | .733 |
| 1990-91 | Wyoming          | .781 |
| 1991-92 | Brigham Young    | .743 |
| 1992-93 | Brigham Young    | .788 |
| 1993-94 | Brigham Young    | .758 |
| 1994-95 | Brigham Young    | .800 |
| 1995-96 | Brigham Young    | .774 |
| 1996-97 | UTEP             | .744 |
| 1997-98 | New Mexico       | .801 |
| 1998-99 | Brigham Young    | .749 |
| 1999-00 | TCU              | .743 |
| 2000-01 | TCU              | .766 |
| 2001-02 | Tulsa            | .730 |
| 2002-03 | Rice             | .741 |
| 2003-04 | UTEP             | .753 |
| 2004-05 | UTEP             | .818 |
| 2005-06 | New Mexico State | .747 |
| 2006-07 | Utah State       | .792 |
| 2007-08 | Utah State       | .793 |

## Rebound Margin

| Year    | School           | Mar  |
|---------|------------------|------|
| 1962-63 | Arizona State    | 12.0 |
| 1963-64 | New Mexico       | 9.2  |
| 1964-65 | New Mexico       | 9.6  |
| 1965-66 | New Mexico       | 3.8  |
| 1966-67 | New Mexico       | 8.8  |
| 1967-68 | Utah             | 3.2  |
| 1968-69 | Utah             | 3.2  |
| 1969-70 | Arizona          | 5.2  |
| 1970-71 | Colorado State   | 4.9  |
| 1971-72 | Arizona State    | 6.0  |
| 1972-73 | Brigham Young    | 7.3  |
| 1973-74 | New Mexico       | 6.4  |
| 1974-75 | Arizona          | 6.3  |
| 1975-76 | Arizona          | 8.2  |
| 1976-77 | Arizona State    | 7.4  |
| 1977-78 | Arizona          | 2.0  |
| 1978-79 | UTEP             | 5.8  |
| 1979-80 | Utah             | 5.0  |
| 1980-81 | Brigham Young    | 6.7  |
| 1981-82 | Wyoming          | 4.0  |
| 1982-83 | Wyoming          | 5.2  |
| 1983-84 | Wyoming          | 3.8  |
| 1984-85 | UTEP             | 2.8  |
| 1985-86 | Wyoming          | 5.7  |
| 1986-87 | Brigham Young    | 4.2  |
| 1987-88 | Brigham Young    | 4.3  |
| 1988-89 | UTEP             | 3.3  |
| 1989-90 | UTEP             | 5.6  |
| 1990-91 | Brigham Young    | 5.2  |
| 1991-92 | Wyoming          | 6.5  |
| 1992-93 | Utah             | 6.7  |
| 1993-94 | Brigham Young    | 3.7  |
| 1994-95 | Utah             | 6.9  |
| 1995-96 | Utah             | 10.2 |
| 1996-97 | UNLV             | 7.0  |
| 1997-98 | Utah             | 8.1  |
| 1998-99 | Utah             | 9.4  |
| 1999-00 | SMU              | 4.1  |
| 2000-01 | San Jose State   | 5.4  |
| 2001-02 | Louisiana Tech   | 7.5  |
| 2002-03 | Fresno State     | 4.6  |
| 2003-04 | Fresno State     | 6.9  |
| 2004-05 | Nevada           | 9.7  |
| 2005-06 | Louisiana Tech   | 8.9  |
| 2006-07 | Nevada           | 6.1  |
| 2007-08 | New Mexico State | 8.7  |

## Scoring Margin

| Year    | School        | Mar  |
|---------|---------------|------|
| 1962-63 | Arizona State | 9.5  |
| 1963-64 | New Mexico    | 5.0  |
| 1964-65 | Brigham Young | 6.3  |
| 1965-66 | Wyoming       | 6.7  |
| 1966-67 | New Mexico    | 8.0  |
| 1967-68 | New Mexico    | 10.7 |
| 1968-69 | Wyoming       | 2.5  |

|         |               |      |
|---------|---------------|------|
| 1969-70 | UTEP          | 7.6  |
| 1970-71 | Brigham Young | 6.6  |
| 1971-72 | Brigham Young | 9.3  |
| 1972-73 | Arizona State | 7.4  |
| 1973-74 | New Mexico    | 6.4  |
| 1974-75 | Arizona State | 10.2 |
| 1975-76 | Arizona       | 4.4  |
| 1976-77 | Utah          | 5.9  |
| 1977-78 | New Mexico    | 12.6 |
| 1978-79 | Brigham Young | 10.1 |
| 1979-80 | Brigham Young | 14.5 |
| 1980-81 | Wyoming       | 13.1 |
| 1981-82 | Wyoming       | 11.6 |
| 1982-83 | Brigham Young | 7.1  |
| 1983-84 | Brigham Young | 6.6  |
| 1984-85 | UTEP          | 8.1  |
| 1985-86 | UTEP          | 7.9  |
| 1986-87 | Brigham Young | 7.1  |
| 1987-88 | Brigham Young | 10.5 |
| 1988-89 | New Mexico    | 5.9  |
| 1989-90 | Brigham Young | 4.3  |
| 1990-91 | Utah          | 6.8  |
| 1991-92 | UTEP          | 9.1  |
| 1992-93 | Utah          | 11.8 |
| 1993-94 | New Mexico    | 6.9  |
| 1994-95 | Utah          | 9.8  |
| 1995-96 | Utah          | 12.2 |
| 1996-97 | Utah          | 14.0 |
| 1997-98 | TCU           | 20.5 |
| 1998-99 | Utah          | 20.1 |
| 1999-00 | Tulsa         | 17.5 |
| 2000-01 | Fresno State  | 9.6  |
| 2001-02 | Tulsa         | 9.3  |
| 2002-03 | Tulsa         | 7.3  |
| 2003-04 | Nevada        | 11.1 |
| 2004-05 | Nevada        | 8.4  |
| 2005-06 | Nevada        | 9.6  |
| 2006-07 | Nevada        | 8.8  |
| 2007-08 | Nevada        | 9.5  |

## Field Goal Percentage Defense

| Year    | School         | Pct  |
|---------|----------------|------|
| 1962-63 | Arizona State  | .384 |
| 1963-64 | New Mexico     | .424 |
| 1964-65 | New Mexico     | .400 |
| 1965-66 | Utah           | .408 |
| 1966-67 | Brigham Young  | .408 |
| 1967-68 | New Mexico     | .418 |
| 1968-69 | Brigham Young  | .411 |
| 1969-70 | Colorado State | .423 |
| 1970-71 | Brigham Young  | .426 |
| 1971-72 | UTEP           | .404 |
| 1972-73 | Brigham Young  | .443 |
| 1973-74 | Colorado State | .421 |
| 1974-75 | UTEP           | .440 |
| 1975-76 | UTEP           | .434 |
| 1976-77 | Utah           | .451 |
| 1977-78 | Colorado State | .455 |
| 1978-79 | Wyoming        | .436 |
| 1979-80 | Brigham Young  | .419 |
| 1980-81 | Brigham Young  | .423 |
| 1981-82 | Wyoming        | .378 |
| 1982-83 | Wyoming        | .427 |
| 1983-84 | Wyoming        | .440 |
| 1984-85 | Colorado State | .424 |
| 1985-86 | Wyoming        | .446 |
| 1986-87 | Wyoming        | .423 |
| 1987-88 | Wyoming        | .430 |
| 1988-89 | New Mexico     | .442 |
| 1989-90 | Brigham Young  | .447 |
| 1990-91 | Brigham Young  | .428 |
| 1991-92 | UTEP           | .400 |
| 1992-93 | Utah           | .407 |
| 1993-94 | New Mexico     | .407 |
| 1994-95 | Utah           | .410 |
| 1995-96 | Utah           | .407 |
| 1996-97 | Tulsa          | .379 |
| 1997-98 | Wyoming        | .391 |
| 1998-99 | Rice           | .381 |
| 1999-00 | Tulsa          | .391 |
| 2000-01 | Rice           | .416 |

# INDIVIDUAL LEADERS YEARLY

|         |                |      |
|---------|----------------|------|
| 2001-02 | Louisiana Tech | .404 |
| 2002-03 | Tulsa          | .395 |
| 2003-04 | Fresno State   | .414 |
| 2004-05 | Nevada         | .389 |
| 2005-06 | Louisiana Tech | .391 |
| 2006-07 | Hawai'i        | .391 |
| 2007-08 | Nevada         | .430 |

## Turnover Margin

| Year    | School          | Mar |
|---------|-----------------|-----|
| 1985-86 | Utah            | 2.3 |
| 1986-87 | UTEP            | 5.9 |
| 1987-88 | Colorado State  | 4.1 |
| 1988-89 | Wyoming         | 2.7 |
| 1989-90 | Hawai'i         | 1.8 |
| 1990-91 | Hawai'i         | 2.8 |
| 1991-92 | UTEP            | 2.9 |
| 1992-93 | UTEP            | 4.8 |
| 1993-94 | UTEP            | 3.1 |
| 1994-95 | UTEP            | 2.8 |
| 1995-96 | San Diego State | 1.8 |
| 1996-97 | TCU             | 5.5 |
| 1997-98 | TCU             | 5.8 |
| 1998-99 | Utah            | 3.4 |
| 1999-00 | SMU             | 4.2 |
| 2000-01 | TCU             | 5.1 |
| 2001-02 | Boise State     | 3.2 |
| 2002-03 | San Jose State  | 4.4 |
| 2003-04 | Boise State     | 2.3 |
| 2004-05 | Hawai'i         | 3.3 |
| 2005-06 | Fresno State    | 1.7 |
| 2006-07 | Louisiana Tech  | 2.4 |
| 2007-08 | Louisiana Tech  | 4.1 |

## 3-Point Field Goal Percentage

| Year    | School         | Pct  |
|---------|----------------|------|
| 1986-87 | Wyoming        | .410 |
| 1987-88 | Brigham Young  | .494 |
| 1988-89 | Colorado State | .491 |
| 1989-90 | Brigham Young  | .463 |
| 1990-91 | Brigham Young  | .443 |
| 1991-92 | Brigham Young  | .421 |
| 1992-93 | Utah           | .416 |
| 1993-94 | New Mexico     | .408 |
| 1994-95 | Utah           | .399 |
| 1995-96 | UTEP           | .410 |
| 1996-97 | Utah           | .425 |
| 1997-98 | New Mexico     | .445 |
| 1998-99 | TCU            | .383 |
| 1999-00 | TCU            | .407 |
| 2000-01 | Tulsa          | .403 |
| 2001-02 | Tulsa          | .432 |
| 2002-03 | Rice           | .390 |
| 2003-04 | Fresno State   | .374 |
| 2004-05 | UTEP           | .391 |
| 2005-06 | Utah State     | .409 |
| 2006-07 | Nevada         | .395 |
| 2007-08 | Boise State    | .415 |

## ALL GAMES

### Scoring

| Year    | Name, School         | Avg  |
|---------|----------------------|------|
| 1962-63 | Flynn Robinson, UW   | 26.2 |
| 1963-64 | Flynn Robinson, UW   | 25.6 |
| 1964-65 | Flynn Robinson, UW   | 27.0 |
| 1965-66 | Jerry Chambers, UU   | 27.7 |
| 1966-67 | Mel Daniels, UNM     | 21.5 |
| 1967-68 | Merv Jackson, UU     | 23.9 |
| 1968-69 | Nate Archibald, UTEP | 22.4 |
| 1969-70 | Mike Newlin, UU      | 26.0 |
| 1970-71 | Willie Long, UNM     | 23.9 |
| 1971-72 | Kresimir Cosic, BYU  | 22.3 |
| 1972-73 | Coniel Norman, UA    | 24.0 |
| 1973-74 | Coniel Norman, UA    | 23.8 |
| 1974-75 | Luther Burden, UU    | 28.7 |
| 1975-76 | Jeff Judkins, UU     | 19.4 |
| 1976-77 | Jeff Judkins, UU     | 20.6 |
| 1977-78 | Marvin Johnson, UNM  | 24.0 |
| 1978-79 | Kim Goetz, SDSU      | 20.5 |
| 1979-80 | Kenny Page, UNM      | 28.0 |

|         |                          |      |
|---------|--------------------------|------|
| 1980-81 | Danny Ainge, BYU         | 24.4 |
| 1981-82 | Bill Garnett, UW         | 18.1 |
| 1982-83 | Devin Durrant, BYU       | 22.8 |
| 1983-84 | Devin Durrant, BYU       | 27.9 |
| 1984-85 | Timo Saarelainen, BYU    | 22.0 |
| 1985-86 | Anthony Watson, SDSU     | 22.5 |
| 1986-87 | Hunter Greene, UNM       | 21.1 |
| 1987-88 | Michael Smith, BYU       | 21.2 |
| 1988-89 | Raymond Dudley, AFA      | 26.6 |
| 1989-90 | Raymond Dudley, AFA      | 21.4 |
| 1990-91 | Ray Reed, UH             | 19.6 |
| 1991-92 | Phil Lott, UH            | 18.5 |
| 1992-93 | Josh Grant, UU           | 17.3 |
| 1993-94 | Otis Jones, AFA          | 25.5 |
| 1994-95 | Otis Jones, AFA          | 23.9 |
| 1995-96 | Anthony Harris, UH       | 22.4 |
| 1996-97 | Olivier Saint-Jean, SJSU | 23.8 |
| 1997-98 | Lee Nailon, TCU          | 24.9 |
| 1998-99 | Lee Nailon, TCU          | 22.8 |
| 1999-00 | *Courtney Alexander, FS  | 24.8 |
| 2000-01 | Brandon Wolfram, UTEP    | 22.3 |
| 2001-02 | Melvin Ely, FS           | 23.3 |
| 2002-03 | Quinton Ross, SMU        | 20.3 |
| 2003-04 | Kirk Snyder, NEV         | 18.8 |
| 2004-05 | Nick Fazekas, NEV        | 20.7 |
| 2005-06 | Nick Fazekas, NEV        | 21.8 |
| 2006-07 | Jaycee Carroll, USU      | 21.3 |
| 2007-08 | Jaycee Carroll, USU      | 22.4 |

## Rebound Average

| Year    | Name, School             | Avg  |
|---------|--------------------------|------|
| 1962-63 | Ira Harge, UNM           | 13.2 |
| 1963-64 | John Fairchild, BYU      | 13.2 |
| 1964-65 | Leon Clark, UW           | 12.1 |
| 1965-66 | Leon Clark, UW           | 11.6 |
| 1966-67 | Mel Daniels, UNM         | 11.6 |
| 1967-68 | Jeff Ockel, UU           | 11.2 |
| 1968-69 | Ken Gardner, UU          | 11.1 |
| 1969-70 | Mike Childress, CSU      | 17.0 |
| 1970-71 | Mike Childress, CSU      | 13.9 |
| 1971-72 | Paul Stovall, ASU        | 13.5 |
| 1972-73 | Mike Sojourner, UU       | 12.3 |
| 1973-74 | Mike Sojourner, UU       | 13.4 |
| 1974-75 | Al Fleming, UA           | 11.8 |
| 1975-76 | Larry Gray, UNM          | 10.4 |
| 1976-77 | Mark Landsberger, ASU    | 14.4 |
| 1977-78 | Anthony Burns, UTEP      | 9.3  |
| 1978-79 | Danny Vranes, UU         | 10.1 |
| 1979-80 | Alan Taylor, BYU         | 10.9 |
| 1980-81 | Michael Cage, SDSU       | 13.1 |
| 1981-82 | Steve Trumbo, BYU        | 11.6 |
| 1982-83 | Michael Cage, SDSU       | 12.6 |
| 1983-84 | Michael Cage, SDSU       | 12.6 |
| 1984-85 | Leonard Allen, SDSU      | 8.1  |
| 1985-86 | Rich Strong, CSU         | 7.6  |
| 1986-87 | Pat Durham, CSU          | 9.3  |
| 1987-88 | Mitch Smith, UU          | 9.4  |
| 1988-89 | Michael Smith, BYU       | 8.6  |
| 1989-90 | Reginald Slater, UW      | 11.3 |
| 1990-91 | Reginald Slater, UW      | 10.3 |
| 1991-92 | Reginald Slater, UW      | 11.3 |
| 1992-93 | Josh Grant, UU           | 10.7 |
| 1993-94 | Lee Mayberry, FS         | 10.6 |
| 1994-95 | Tony Maroney, UH         | 9.6  |
| 1995-96 | HL Coleman, UW           | 10.4 |
| 1996-97 | HL Coleman, UW           | 10.8 |
| 1997-98 | Tremaine Fowlkes, FS     | 11.2 |
| 1998-99 | Michael Ruffin, TU       | 10.4 |
| 1999-00 | Larry Abney, FS          | 11.8 |
| 2000-01 | Jeryl Sasser, SMU        | 8.3  |
| 2001-02 | Corey Jackson, NEV       | 11.1 |
| 2002-03 | Justino Victoriano, UTEP | 8.5  |
| 2003-04 | *Paul Millsap, LTU       | 12.5 |
| 2004-05 | *Paul Millsap, LTU       | 12.4 |
| 2005-06 | *Paul Millsap, LTU       | 13.3 |
| 2006-07 | Nick Fazekas, NEV        | 11.1 |
| 2007-08 | Reggie Larry, BSU        | 9.2  |

## Field Goal Percentage

| Year    | Name, School            | Pct  |
|---------|-------------------------|------|
| 1962-63 | Art Becker, ASU         | .557 |
| 1963-64 | Dick Sherman, UW        | .537 |
| 1964-65 | Jerry Chambers, UU      | .560 |
| 1965-66 | Jerry Chambers, UU      | .569 |
| 1966-67 | Neil Roberts, BYU       | .543 |
| 1967-68 | Stan Dodds, UW          | .558 |
| 1968-69 | Drew White, UTEP        | .596 |
| 1969-70 | Dave Hullman, ASU       | .568 |
| 1970-71 | Paul Stovall, ASU       | .520 |
| 1971-72 | Rod Penner, UW          | .571 |
| 1972-73 | Darryl Minniefield, UNM | .600 |
| 1973-74 | Al Fleming, UA          | .667 |
| 1974-75 | Al Fleming, UA          | .564 |
| 1975-76 | Al Fleming, UA          | .585 |
| 1976-77 | Greg Deane, UU          | .589 |
| 1977-78 | Alan Taylor, BYU        | .565 |
| 1978-79 | Danny Vranes, UU        | .616 |
| 1979-80 | Alan Taylor, BYU        | .597 |
| 1980-81 | Danny Vranes, UU        | .595 |
| 1981-82 | Bill Garnett, UW        | .609 |
| 1982-83 | George Scott, UNM       | .655 |
| 1983-84 | Chris Winans, UU        | .578 |
| 1984-85 | George Scott, UNM       | .602 |
| 1985-86 | Eric Leckner, UW        | .582 |
| 1986-87 | Eric Leckner, UW        | .631 |
| 1987-88 | Eric Leckner, UW        | .644 |
| 1988-89 | Charlie Thomas, UNM     | .622 |
| 1989-90 | Reginald Slater, UW     | .578 |
| 1990-91 | Luc Longley, UNM        | .656 |
| 1991-92 | Khari Jaxon, UNM        | .633 |
| 1992-93 | Russell Larson, BYU     | .631 |
| 1993-94 | Kenneth Roberts, BYU    | .577 |
| 1994-95 | Darnell McCullough, FS  | .623 |
| 1995-96 | Justice Sueing, UH      | .595 |
| 1996-97 | Keon Clark, UNLV        | .556 |
| 1997-98 | Lee Nailon, TCU         | .554 |
| 1998-99 | Marquise Gainous, TCU   | .581 |
| 1999-00 | Melvin Ely, FS          | .606 |
| 2000-01 | Phil Martin, UH         | .627 |
| 2001-02 | Kevin Johnson, TU       | .573 |
| 2002-03 | Michael Harris, RU      | .623 |
| 2003-04 | Michael Harris, RU      | .603 |
| 2004-05 | Michael Harris, RU      | .608 |
| 2005-06 | Nate Harris, USU        | .621 |
| 2006-07 | Matt Nelson, BSU        | .578 |
| 2007-08 | Matt Nelson, BSU        | .647 |

## Free Throw Percentage

| Year    | Name, School           | Pct  |
|---------|------------------------|------|
| 1962-63 | Gary Batchelor, BYU    | .882 |
| 1963-64 | Flynn Robinson, UW     | .851 |
| 1964-65 | Flynn Robinson, UW     | .839 |
| 1965-66 | Bob Spahn, UA          | .859 |
| 1966-67 | Merv Jackson, UU       | .847 |
| 1967-68 | Merv Jackson, UU       | .837 |
| 1968-69 | Mickey Foster, UA      | .833 |
| 1969-70 | Mike Newlin, UU        | .871 |
| 1970-71 | Dick Gibbs, UTEP       | .824 |
| 1971-72 | Tommy Roberts, UNM     | .874 |
| 1972-73 | Mike Contreras, ASU    | .828 |
| 1973-74 | Ty Medley, UU          | .839 |
| 1974-75 | Pat King, UNM          | .843 |
| 1975-76 | Jeff Jonas, UU         | .842 |
| 1976-77 | Jeff Jonas, UU         | .887 |
| 1977-78 | Buster Matheny, UU     | .869 |
| 1978-79 | Kim Goetz, SDSU        | .902 |
| 1979-80 | Aaron Strayhorn, UH    | .808 |
| 1980-81 | Danny Ainge, BYU       | .824 |
| 1981-82 | Clarence Dickerson, UH | .849 |
| 1982-83 | Pace Mannion, UU       | .812 |
| 1983-84 | Kelvin Upshaw, UU      | .832 |
| 1984-85 | Manuel Hendrix, UU     | .808 |
| 1985-86 | Kelvin Upshaw, UU      | .830 |
| 1986-87 | Michael Smith, BYU     | .904 |
| 1987-88 | Chris Gaines, UH       | .874 |
| 1988-89 | *Michael Smith, BYU    | .925 |
| 1989-90 | Rob Robbins, UNM       | .935 |
| 1990-91 | Chris Walz, UH         | .862 |
| 1991-92 | Ryan Yoder, CSU        | .880 |



# INDIVIDUAL LEADERS YEARLY

|         |                        |      |
|---------|------------------------|------|
| 1992-93 | *Josh Grant, UU        | .920 |
| 1993-94 | Ryan Yoder, CSU        | .915 |
| 1994-95 | Keith Van Horn, UU     | .856 |
| 1995-96 | Mark Ingles, UTEP      | .864 |
| 1996-97 | Keith Van Horn, UU     | .904 |
| 1997-98 | Jason Richey, SDSU     | .857 |
| 1998-99 | Hanno Mottola, UU      | .833 |
| 1999-00 | Terrance Roberson, FS  | .846 |
| 2000-01 | Thomas McTyer, TCU     | .867 |
| 2001-02 | Greg Harrington, TU    | .857 |
| 2002-03 | Jason McKreith, RU     | .851 |
| 2003-04 | Todd Okeson, NEV       | .871 |
| 2004-05 | Filiberto Rivera, UTEP | .853 |
| 2005-06 | Marcelus Kemp, NEV     | .851 |
| 2006-07 | Jaycee Carroll, USU    | .888 |
| 2007-08 | Jaycee Carroll, USU    | .919 |

## Assist Average

| Year    | Name, School            | Avg  |
|---------|-------------------------|------|
| 1976-77 | Jeff Jonas, UU          | 10.7 |
| 1977-78 | Russell Brown, UA       | 7.6  |
| 1978-79 | Tony Gwynn, SDSU        | 5.7  |
| 1979-80 | Tony Gwynn, SDSU        | 8.2  |
| 1980-81 | Scott Martin, UU        | 7.4  |
| 1981-82 | Keith Smith, SDSU       | 7.3  |
| 1982-83 | Keith Smith, SDSU       | 5.7  |
| 1983-84 | Phil Smith, UNM         | 5.8  |
| 1984-85 | Creon Dorsey, SDSU      | 5.5  |
| 1985-86 | Kelvin Scarborough, UNM | 4.8  |
| 1986-87 | Kelvin Scarborough, UNM | 6.1  |
| 1987-88 | Tim Hardaway, UTEP      | 5.7  |
| 1988-89 | Darrell McGee, UNM      | 7.4  |
| 1989-90 | Jeff Bowling, AFA       | 7.0  |
| 1990-91 | Troy Bowe, UH           | 6.1  |
| 1991-92 | Nathan Call, BYU        | 6.4  |
| 1992-93 | Ryan Yoder, CSU         | 7.0  |
| 1993-94 | Brian Santiago, FS      | 7.0  |
| 1994-95 | Dominick Young, FS      | 7.0  |
| 1995-96 | Dominick Young, FS      | 6.6  |
| 1996-97 | Dominick Young, FS      | 6.6  |
| 1997-98 | Anthony Carter, UH      | 7.3  |
| 1998-99 | Chris Herren, FS        | 7.2  |
| 1999-00 | Demetrius Porter, FS    | 6.2  |
| 2000-01 | Tito Maddox, FS         | 8.0  |
| 2001-02 | Greg Harrington, TU     | 5.2  |
| 2002-03 | Mark Campbell, UH       | 6.2  |
| 2003-04 | Shantay Legans, FS      | 5.6  |
| 2004-05 | Filiberto Rivera, UTEP  | 7.2  |
| 2005-06 | Kevin Bell, FS          | 5.9  |
| 2006-07 | Kevin Bell, FS          | 5.6  |
| 2007-08 | Kris Clark, USU         | 6.4  |

## Steal Average

| Year    | Name, School            | Avg |
|---------|-------------------------|-----|
| 1984-85 | Kelvin Scarborough, UNM | 2.5 |
| 1985-86 | Sean Dent, UW           | 2.7 |
| 1986-87 | Hunter Greene, UNM      | 2.4 |
| 1987-88 | Tim Hardaway, UTEP      | 2.4 |
| 1988-89 | Tim Hardaway, UTEP      | 2.8 |
| 1989-90 | Marty Haws, BYU         | 2.2 |
| 1990-91 | Willie Banks, UNM       | 2.4 |
| 1991-92 | Willie Banks, UNM       | 1.9 |
| 1992-93 | Jason Hamilton, SDSU    | 2.1 |
| 1993-94 | Damon Crawford, CSU     | 2.4 |
| 1994-95 | Dominick Young, FS      | 2.9 |
| 1995-96 | Dominick Young, FS      | 2.6 |
| 1996-97 | Anthony Carter, UH      | 2.7 |
| 1997-98 | Mike Jones, TCU         | 2.9 |
| 1998-99 | Matt Watts, SDSU        | 2.6 |
| 1999-00 | Eric Coley, TU          | 3.3 |
| 2000-01 | *Greedy Daniels, TCU    | 4.3 |
| 2001-02 | Andre Hazel, NEV        | 1.7 |
| 2002-03 | Bryan Hopkins, SMU      | 2.1 |
| 2003-04 | Rashid Smith, RU        | 1.9 |
| 2004-05 | Bryan Hopkins, SMU      | 2.4 |
| 2005-06 | Quinton Hosley, FS      | 2.1 |
| 2006-07 | Matt Gibson, UH         | 1.7 |
| 2007-08 | Matt Lojeski, UH        | 1.7 |

## Block Average

| Year    | Name, School          | Avg |
|---------|-----------------------|-----|
| 1985-86 | Eric Leckner, UW      | 1.3 |
| 1986-87 | Pat Durham, CSU       | 2.1 |
| 1987-88 | Eric Leckner, UW      | 1.3 |
| 1988-89 | Luc Longley, UNM      | 2.7 |
|         | David Van Dyke, UTEP  | 2.7 |
| 1989-90 | Luc Longley, UNM      | 3.4 |
| 1990-91 | *Shawn Bradley, UNM   | 5.2 |
| 1991-92 | David Van Dyke, UTEP  | 3.5 |
| 1992-93 | *Theo Ratliff, UW     | 4.4 |
| 1993-94 | Theo Ratliff, UW      | 4.1 |
| 1994-95 | Theo Ratliff, UW      | 5.1 |
| 1995-96 | Joe Vogel, CSU        | 2.3 |
| 1996-97 | Keon Clark, UNLV      | 3.9 |
| 1997-98 | Michael Ruffin, TU    | 2.5 |
| 1998-99 | Melvin Ely, FS        | 2.8 |
| 1999-00 | Melvin Ely, FS        | 3.0 |
| 2000-01 | Melvin Ely, FS        | 2.7 |
| 2001-02 | Melvin Ely, FS        | 3.1 |
| 2002-03 | Kevin Johnson, TU     | 2.3 |
| 2003-04 | Paul Millsap, LTU     | 1.7 |
| 2004-05 | Mustafa Al-Sayyad, FS | 2.3 |
| 2005-06 | Ahmet Gueye, UH       | 2.5 |
| 2006-07 | Dominic McGuire, FS   | 3.6 |
| 2007-08 | JaVale McGee, NEV     | 2.8 |

## 3-Point Field Goal Percentage

| Year    | Name, School         | Pct  |
|---------|----------------------|------|
| 1986-87 | Michael Smith, BYU   | .486 |
| 1987-88 | Trent Shippen, CSU   | .522 |
| 1988-89 | Joel Tribelhorn, CSU | .563 |
| 1989-90 | Andy Toolson, BYU    | .490 |
| 1990-91 | Phil Dixon, UU       | .430 |
| 1991-92 | Nathan Call, BYU     | .529 |
| 1992-93 | Jason Hamilton, SDSU | .500 |
| 1993-94 | Brian Santiago, FS   | .500 |
| 1994-95 | Mark Rydalch, UU     | .456 |
| 1995-96 | Mark Ingles, UTEP    | .447 |
| 1996-97 | Jameel Mahmud, CSU   | .456 |
| 1997-98 | Royce Olney, UNM     | .513 |
| 1998-99 | Ryan Carroll, TCU    | .430 |
| 1999-00 | Roy Smallwood, UTEP  | .459 |
| 2000-01 | Greg Harrington, TU  | .468 |
| 2001-02 | *Dante Swanson, TU   | .490 |
| 2002-03 | Todd Okeson, NEV     | .435 |
| 2003-04 | Chris Craig, UTEP    | .424 |
| 2004-05 | Bryan Hopkins, SMU   | .347 |
| 2005-06 | Jaycee Carroll, USU  | .451 |
| 2006-07 | Jaycee Carroll, USU  | .432 |
| 2007-08 | Jaycee Carroll, USU  | .498 |

## Total Assists

| Year    | Name, School            | Tot |
|---------|-------------------------|-----|
| 1976-77 | Jeff Jonas, UU          | 309 |
| 1977-78 | Russell Brown, UA       | 197 |
| 1978-79 | Scott Martin, UU        | 167 |
| 1979-80 | Tony Gwynn, SDSU        | 221 |
| 1980-81 | Scott Martin, UU        | 223 |
| 1981-82 | Keith Smith, SDSU       | 212 |
| 1982-83 | Byron Walker, UTEP      | 164 |
| 1983-84 | Phil Smith, UNM         | 203 |
| 1984-85 | Kelvin Scarborough, UNM | 175 |
| 1985-86 | Sean Dent, UW           | 166 |
| 1986-87 | Kelvin Scarborough, UNM | 212 |
| 1987-88 | Tim Hardaway, UTEP      | 183 |
| 1988-89 | Darrell McGee, UNM      | 243 |
| 1989-90 | Jeff Bowling, AFA       | 224 |
| 1990-91 | Troy Bowe, UH           | 177 |
| 1991-92 | Nathan Call, BYU        | 204 |
| 1992-93 | Ryan Yoder, CSU         | 204 |
| 1993-94 | Brian Santiago, FS      | 223 |
| 1994-95 | Dominick Young, FS      | 197 |
| 1995-96 | Dominick Young, FS      | 190 |
| 1996-97 | Dominick Young, FS      | 211 |
| 1997-98 | Rafer Alston, FS        | 240 |
| 1998-99 | Prince Fowler, TCU      | 226 |
| 1999-00 | Demetrius Porter, FS    | 206 |
| 2000-01 | Greg Harrington, TU     | 201 |
| 2001-02 | Greg Harrington, TU     | 176 |
| 2002-03 | Mark Campbell, UH       | 192 |

|         |                        |     |
|---------|------------------------|-----|
| 2003-04 | Shantay Legans, FS     | 162 |
| 2004-05 | Filiberto Rivera, UTEP | 229 |
| 2005-06 | Kevin Bell, FS         | 165 |
| 2006-07 | Kevin Bell, FS         | 178 |
| 2007-08 | Kris Clark, USU        | 224 |

## Total Steals

| Year    | Name, School            | Tot |
|---------|-------------------------|-----|
| 1984-85 | Kelvin Scarborough, UNM | 80  |
| 1985-86 | Sean Dent, UW           | 93  |
| 1986-87 | Hunter Greene, UNM      | 84  |
| 1987-88 | Tim Hardaway, UTEP      | 77  |
| 1988-89 | Tim Hardaway, UTEP      | 93  |
| 1989-90 | Marty Haws, BYU         | 66  |
| 1990-91 | Willie Banks, UNM       | 61  |
|         | Josh Grant, UU          | 61  |
| 1991-92 | Willie Banks, UNM       | 62  |
| 1992-93 | Steve Logan, UNM        | 56  |
| 1993-94 | Damon Crawford, CSU     | 66  |
| 1994-95 | Dominick Young, FS      | 81  |
| 1995-96 | Dominick Young, FS      | 74  |
| 1996-97 | Anthony Carter, UH      | 78  |
| 1997-98 | Mike Jones, TCU         | 96  |
| 1998-99 | Andre Miller, UU        | 84  |
| 1999-00 | Eric Coley, TU          | 123 |
| 2000-01 | Greedy Daniels, TCU     | 108 |
| 2001-02 | Travis DeManby, FS      | 58  |
| 2002-03 | Jason Parker, TU        | 62  |
| 2003-04 | Rashid Smith, RU        | 64  |
| 2004-05 | Bryan Hopkins, SMU      | 59  |
| 2005-06 | Paul Millsap, LTU       | 62  |
| 2006-07 | Matt Gibson, UH         | 56  |
|         | Matt Lojeski, UH        | 56  |
| 2007-08 | Fred Peete, NMSU        | 51  |

## Total Blocks

| Year    | Name, School           | Tot |
|---------|------------------------|-----|
| 1985-86 | Eric Leckner, UW       | 46  |
| 1986-87 | Pat Durham, CSU        | 62  |
| 1987-88 | Pat Durham, CSU        | 45  |
|         | Rob Loeffel, UNM       | 45  |
| 1988-89 | Luc Longley, UNM       | 90  |
|         | David Van Dyke, UTEP   | 90  |
| 1989-90 | Luc Longley, UNM       | 117 |
| 1990-91 | Shawn Bradley, BYU     | 177 |
| 1991-92 | David Van Dyke, UTEP   | 116 |
| 1992-93 | Theo Ratliff, UW       | 124 |
| 1993-94 | Theo Ratliff, UW       | 114 |
| 1994-95 | Theo Ratliff, UW       | 144 |
| 1995-96 | Rahsaan Smith, FS      | 71  |
| 1996-97 | Keon Clark, UNLV       | 112 |
| 1997-98 | Kenny Thomas, UNM      | 79  |
| 1998-99 | Melvin Ely, FS         | 91  |
| 1999-00 | Derrick Davenport, TCU | 96  |
| 2000-01 | Melvin Ely, FS         | 90  |
| 2001-02 | Melvin Ely, FS         | 88  |
| 2002-03 | Kevin Johnson, TU      | 76  |
| 2003-04 | Paul Millsap, LTU      | 52  |
| 2004-05 | Mustafa Al-Sayyad, FS  | 70  |
| 2005-06 | Paul Millsap, LTU      | 76  |
| 2006-07 | Dominic McGuire, FS    | 114 |
| 2007-08 | JaVale McGee, NEV      | 92  |

## Total 3-Point Field Goals

| Year    | Name, School            | Tot |
|---------|-------------------------|-----|
| 1986-87 | Tony Ross, SDSU         | 104 |
| 1987-88 | Tony Ross, SDSU         | 100 |
| 1988-89 | Raymond Dudley, AFA     | 105 |
| 1989-90 | Mark Meredith, CSU      | 84  |
| 1990-91 | Rob Robbins, UNM        | 71  |
| 1991-92 | Phil Dixon, UU          | 68  |
| 1992-93 | Keith Bonds, CSU        | 72  |
| 1993-94 | Marlow White, UNM       | 94  |
| 1994-95 | Antoine Gillespie, UTEP | 77  |
|         | Marlow White, UNM       | 77  |
| 1995-96 | Dominick Young, FS      | 120 |
| 1996-97 | Dominick Young, FS      | 102 |
| 1997-98 | Clayton Shields, UNM    | 90  |
| 1998-99 | Kevin Henry, UNM        | 102 |
| 1999-00 | Terrance Roberson, FS   | 88  |
| 2000-01 | Demetrius Porter, FS    | 86  |

# INDIVIDUAL LEADERS YEARLY

|         |                      |     |
|---------|----------------------|-----|
| 2001-02 | Abe Jackson, BSU     | 92  |
| 2002-03 | Carl English, UH     | 89  |
|         | Dante Swanson, TU    | 89  |
| 2003-04 | Michael Kuebler, UH  | 97  |
| 2004-05 | Ja'Vance Coleman, FS | 82  |
| 2005-06 | Ja'Vance Coleman, FS | 95  |
| 2006-07 | Eddie Miller, FS     | 87  |
| 2007-08 | Jaycee Carroll, USU  | 114 |

\*Led Nation

## WAC GAMES

### Scoring

| Year    | Name, School             | Avg  |
|---------|--------------------------|------|
| 1962-63 | Flynn Robinson, UW       | 25.0 |
| 1963-64 | Flynn Robinson, UW       | 25.4 |
| 1964-65 | Flynn Robinson, UW       | 28.6 |
| 1965-66 | Jerry Chambers, UU       | 31.1 |
| 1966-67 | Mel Daniels, UNM         | 21.2 |
| 1967-68 | Merv Jackson, UU         | 23.7 |
| 1968-69 | Mike Newlin, UU          | 24.2 |
| 1969-70 | Mike Newlin, UU          | 29.4 |
| 1970-71 | Willie Long, UNM         | 25.7 |
| 1971-72 | Paul Stoval, ASU         | 22.2 |
| 1972-73 | Coniel Norman, UA        | 25.6 |
| 1973-74 | Coniel Norman, UA        | 25.5 |
| 1974-75 | Luther Burden, UU        | 28.7 |
| 1975-76 | Lorenzo Cash, CSU        | 19.7 |
| 1976-77 | Alan Cunningham, CSU     | 21.0 |
| 1977-78 | Marvin Johnson, UNM      | 23.8 |
| 1978-79 | Kim Goetz, SDSU          | 24.7 |
| 1979-80 | Kenny Page, UNM          | 28.4 |
| 1980-81 | Danny Ainge, BYU         | 24.4 |
| 1981-82 | Bill Garnett, UW         | 18.5 |
| 1982-83 | Devin Durrant, BYU       | 23.8 |
| 1983-84 | Devin Durrant, BYU       | 30.0 |
| 1984-85 | Timo Saarelainen, BYU    | 23.0 |
| 1985-86 | Anthony Watson, SDSU     | 23.1 |
| 1986-87 | Michael Smith, BYU       | 21.4 |
| 1987-88 | Pat Durham, CSU          | 20.6 |
| 1988-89 | Michael Smith, BYU       | 27.6 |
| 1989-90 | Raymond Dudley, AFA      | 20.2 |
| 1990-91 | Luc Longley, UNM         | 19.7 |
| 1991-92 | Tim Breaux, UW           | 17.3 |
| 1992-93 | Josh Grant, UU           | 18.1 |
| 1993-94 | Otis Jones, AFA          | 25.1 |
| 1994-95 | Keith Van Horn, UU       | 21.9 |
| 1995-96 | Anthony Harris, UH       | 23.1 |
| 1996-97 | Olivier Saint-Jean, SJSU | 26.9 |
| 1997-98 | Lee Nailon, TCU          | 25.4 |
| 1998-99 | Courtney Alexander, FS   | 22.0 |
| 1999-00 | Courtney Alexander, FS   | 27.2 |
| 2000-01 | Brandon Wolfram, UTEP    | 21.6 |
| 2001-02 | Melvin Ely, FS           | 25.6 |
| 2002-03 | Quinton Ross, SMU        | 20.3 |
| 2003-04 | Kirk Snyder, NEV         | 20.2 |
| 2004-05 | Nick Fazekas, NEV        | 21.8 |
| 2005-06 | Nick Fazekas, NEV        | 23.0 |
| 2006-07 | Nick Fazekas, NEV        | 21.1 |
| 2007-08 | Jaycee Carroll, USU      | 24.5 |

### Rebound Average

| Year    | Name, School          | Avg  |
|---------|-----------------------|------|
| 1962-63 | Gary Batchelor, BYU   | 15.1 |
| 1963-64 | Albert Johnson, UA    | 12.9 |
| 1964-65 | Leon Clark, UW        | 13.9 |
| 1965-66 | Jerry Chambers, UU    | 12.5 |
| 1966-67 | DeWitt Menyard, UU    | 11.3 |
| 1967-68 | Jim Eakins, BYU       | 12.1 |
| 1968-69 | Eddie Myers, UA       | 11.2 |
| 1969-70 | Mike Childress, CSU   | 14.6 |
| 1970-71 | Mike Childress, CSU   | 13.6 |
| 1971-72 | Paul Stoval, ASU      | 14.1 |
| 1972-73 | Mike Sojourner, UU    | 11.9 |
| 1973-74 | Mike Sojourner, UU    | 13.8 |
| 1974-75 | Al Fleming, UA        | 11.8 |
| 1975-76 | Al Fleming, UA        | 9.6  |
| 1976-77 | Mark Landsberger, ASU | 14.8 |
| 1977-78 | Tony Zeno, ASU        | 10.0 |
| 1978-79 | Danny Vranes, UU      | 10.4 |

|         |                        |      |
|---------|------------------------|------|
| 1979-80 | Alan Taylor, BYU       | 10.9 |
| 1980-81 | Michael Cage, SDSU     | 12.2 |
| 1981-82 | Steve Trumbo, BYU      | 12.5 |
| 1982-83 | Michael Cage, SDSU     | 11.0 |
| 1983-84 | Michael Cage, SDSU     | 12.4 |
| 1984-85 | Ray Arthur, UH         | 8.4  |
| 1985-86 | Steffond Johnson, SDSU | 9.2  |
| 1986-87 | Mitch Smith, UU        | 9.4  |
| 1987-88 | Mitch Smith, UU        | 9.6  |
| 1988-89 | Michael Smith, BYU     | 9.3  |
| 1989-90 | Reginald Slater, UW    | 10.7 |
| 1990-91 | Marty Dow, SDSU        | 9.8  |
| 1991-92 | Reginald Slater, UW    | 10.6 |
| 1992-93 | Josh Grant, UU         | 11.8 |
| 1993-94 | Lee Mayberry, FS       | 11.4 |
| 1994-95 | Keith Van Horn, UU     | 10.1 |
| 1995-96 | HL Coleman, UW         | 10.1 |
| 1996-97 | HL Coleman, UW         | 11.2 |
| 1997-98 | Tremaine Fowlkes, FS   | 12.8 |
| 1998-99 | Michael Ruffin, TU     | 10.6 |
| 1999-00 | Larry Abney, FS        | 13.7 |
| 2000-01 | Richard Stirgus, NEV   | 9.5  |
| 2001-02 | Corey Jackson, NEV     | 11.3 |
| 2002-03 | Kirk Snyder, NEV       | 9.0  |
| 2003-04 | Paul Millsap, LTU      | 12.8 |
| 2004-05 | Michael Harris, RU     | 12.7 |
| 2005-06 | Paul Millsap, LTU      | 15.6 |
| 2006-07 | Nick Fazekas, NEV      | 10.5 |
| 2007-08 | Reggie Larry, BSU      | 9.9  |

### Field Goal Percentage

| Year    | Name, School            | Pct  |
|---------|-------------------------|------|
| 1962-63 | Ira Harge, UNM          | .596 |
| 1963-64 | Art Becker, ASU         | .532 |
| 1964-65 | Jerry Chambers, UU      | .580 |
| 1965-66 | Jerry Chambers, UU      | .523 |
| 1966-67 | Jim Eakins, BYU         | .574 |
| 1967-68 | Gerhard Schreur, ASU    | .579 |
| 1968-69 | Stan Dodds, UW          | .587 |
| 1969-70 | Jim Mahler, UU          | .587 |
| 1970-71 | Mike Bowling, ASU       | .566 |
| 1971-72 | Dave Hulman, ASU        | .625 |
| 1972-73 | Darryl Minniefield, UNM | .641 |
| 1973-74 | Al Fleming, UA          | .621 |
| 1974-75 | Al Fleming, UA          | .564 |
| 1975-76 | Al Fleming, UA          | .589 |
| 1976-77 | Buster Matheney, UU     | .648 |
| 1977-78 | Jimmy Allen, UNM        | .641 |
| 1978-79 | Danny Vranes, UU        | .691 |
| 1979-80 | Fred Roberts, BYU       | .643 |
| 1980-81 | Kenneth Ollie, UW       | .617 |
| 1981-82 | Bill Garnett, UW        | .636 |
| 1982-83 | George Scott, UNM       | .628 |
| 1983-84 | Devin Durrant, BYU      | .572 |
| 1984-85 | Leonard Allen, SDSU     | .594 |
| 1985-86 | Eric Leckner, UW        | .599 |
| 1986-87 | Eric Leckner, UW        | .640 |
| 1987-88 | Eric Leckner, UW        | .621 |
| 1988-89 | Charlie Thomas, UNM     | .639 |
| 1989-90 | Andy Anderson, CSU      | .614 |
| 1990-91 | Luc Longley, UNM        | .655 |
| 1991-92 | Paul Afeaki, UU         | .597 |
| 1992-93 | Khari Jaxon, UNM        | .572 |
| 1993-94 | Tony Maroney, UH        | .581 |
| 1994-95 | Darnell McCullough, FS  | .611 |
| 1995-96 | Justice Sueing, UH      | .607 |
| 1996-97 | Michael Doleac, UU      | .565 |
| 1997-98 | Roy Krusiwyk, SDSU      | .594 |
| 1998-99 | Brandon Wolfram, UTEP   | .614 |
| 1999-00 | Melvin Ely, FS          | .644 |
| 2000-01 | Melvin Ely, FS          | .627 |
| 2001-02 | Melvin Ely, FS          | .591 |
| 2002-03 | Michael Harris, RU      | .595 |
| 2003-04 | Michael Harris, RU      | .620 |
| 2004-05 | Michael Harris, RU      | .602 |
| 2005-06 | Nate Harris, USU        | .596 |
| 2006-07 | Nick Fazekas, NEV       | .571 |
| 2007-08 | Matt Nelson, BSU        | .676 |

### Free Throw Percentage

| Year    | Name, School           | Pct  |
|---------|------------------------|------|
| 1962-63 | Gary Batchelor, BYU    | .883 |
| 1963-64 | Mike Gardner, BYU      | .898 |
| 1964-65 | Granny Lash, UU        | .914 |
| 1965-66 | Bob Spahn, UA          | .829 |
| 1966-67 | Kari Limo, BYU         | .844 |
| 1967-68 | Ron Nelson, UNM        | .836 |
| 1968-69 | Mike Newlin, UU        | .882 |
| 1969-70 | Mike Newlin, UU        | .865 |
| 1970-71 | Steve Kelly, BYU       | .815 |
| 1971-72 | Tommy Roberts, UNM     | .848 |
| 1972-73 | Coniel Norman, UA      | .851 |
| 1973-74 | Ty Medley, UU          | .847 |
| 1974-75 | Pat King, UNM          | .843 |
| 1975-76 | Jeff Jonas, UU         | .867 |
| 1976-77 | Jeff Jonas, UU         | .897 |
| 1977-78 | Marvin Johnson, UNM    | .911 |
| 1978-79 | Doug Bessert, UW       | .907 |
| 1979-80 | Aaron Strayhorn, UH    | .803 |
| 1980-81 | Danny Ainge, BYU       | .837 |
| 1981-82 | Clarence Dickerson, UH | .861 |
| 1982-83 | Pace Mannion, UU       | .778 |
| 1983-84 | Kelvin Upshaw, UU      | .841 |
| 1984-85 | Luster Goodwin, UTEP   | .887 |
| 1985-86 | Kelvin Upshaw, UU      | .892 |
| 1986-87 | Michael Smith, BYU     | .900 |
| 1987-88 | Chris Gaines, UH       | .864 |
| 1988-89 | Rob Robbins, UNM       | .926 |
| 1989-90 | Mark Meredith, CSU     | .925 |
| 1990-91 | Paris Bryant, UW       | .911 |
| 1991-92 | Maurice Alexander, UW  | .883 |
| 1992-93 | Josh Grant, UU         | .923 |
| 1993-94 | Ryan Yoder, CSU        | .908 |
| 1994-95 | Russell Larson, BYU    | .867 |
| 1995-96 | Randy Reid, BYU        | .882 |
| 1996-97 | Keith Van Horn, UU     | .895 |
| 1997-98 | Mekeli Wesley, BYU     | .906 |
| 1998-99 | Stephen Woods, SMU     | .860 |
| 1999-00 | Greg Harrington, TU    | .922 |
| 2000-01 | Demetrius Porter, FS   | .860 |
| 2001-02 | Predrag Savovic, UH    | .854 |
| 2002-03 | Jerry Petty, NEV       | .889 |
| 2003-04 | Jason McKrieth, RU     | .902 |
| 2004-05 | Omar Thomas, UTEP      | .868 |
| 2005-06 | Matt Lojeski, UH       | .870 |
| 2006-07 | Coby Karl, BSU         | .884 |
| 2007-08 | Jaycee Carroll, USU    | .913 |

**NINE  
WESTERN  
ATHLETIC  
CONFERENCE  
SCHOOLS  
WILL  
PARTICIPATE  
IN  
THE  
SEVENTH  
ANNUAL**



**ESPNU  
BRACKETBUSTERS**

**FEBRUARY 20-21, 2009**





A total of 102 teams -- representing 17 collegiate athletic conferences -- will compete in the two-day event (February 20-21), with the entire ESPNU BracketBusters slate of matchups to be announced in early February.

Of the 51 games, a minimum of 13 will be televised, with six contests on ESPN2. An additional five games will be aired on ESPNU -- ESPN's collegiate sports network which launched on March 4, 2005 -- and two will be televised on ESPN360 -- ESPN's broadband service. Please consult your local listings for start times.

The WAC has been involved with ESPNU BracketBusters since the event's inception in 2003. The WAC's best record came in 2007 when the nine teams went 7-2 and were a perfect 4-0 in televised games. In ESPNU BracketBusters branded games (contests aired on the TV package), the WAC has a 12-13 record with Nevada (4-1) and Utah State (3-0) owning the league's best marks.

**HOME TEAMS:** Hawai'i, Idaho, Nevada, New Mexico State, San Jose State, Boston University, Vermont, Portland State, Winthrop, Cal Poly, Long Beach State, UC-Davis, UC-Santa Barbara, Drexel, James Madison, Old Dominion, Towson, UNC-Wilmington, William & Mary, Illinois-Chicago, Loyola (Ill.), Milwaukee, Valparaiso, Wright State, Youngstown State, Fairfield, Marist, Niagara, Rider, Siena, Ball State, Bowling Green State, Central Michigan, Eastern Michigan, Kent State, Western Michigan, Creighton, Drake, Evansville, Indiana State, Wichita State, Eastern Kentucky, Murray State, Southeast Missouri State, Tennessee-Martin, Tennessee State, Bucknell, Davidson, Georgia Southern, St. Mary's, and San Diego.

**VISITING TEAMS:** Boise State, Fresno State, Louisiana Tech, Utah State, Hartford, Maryland-Baltimore County, Montana State, Gardner-Webb, Liberty, Cal State Fullerton, Cal State Northridge, Pacific, UC Irvine, UC Riverside, Delaware, George Mason, Georgia State, Hofstra, Northeastern, Virginia Commonwealth, Butler, Cleveland State, Detroit, Green Bay, Canisius, Iona, Loyola (Md.), Manhattan, Saint Peter's, Akron, Buffalo, Miami (Ohio), Northern Illinois, Ohio, Toledo, Morgan State, Bradley, Illinois State, Missouri State, Northern Iowa, Southern Illinois, Fairleigh Dickinson, Austin Peay, Eastern Illinois, Jacksonville State, Morehead State, Tennessee Tech, Appalachian State, Elon, North Dakota State, and South Dakota State.



Records at NCAA institutions only

### Greg Graham, Boise State

| Year                        | School       | W          | L         | Pct         | WAC Record/Finish   |
|-----------------------------|--------------|------------|-----------|-------------|---------------------|
| 1984-85                     | Western N.M. | 18         | 5         | .783        |                     |
| 2002-03                     | Boise State  | 13         | 16        | .448        | 7-11/8th            |
| 2003-04                     | Boise State  | 23         | 10        | .697        | 12-6/T-3rd          |
| 2004-05                     | Boise State  | 16         | 18        | .471        | 6-12/8th            |
| 2005-06                     | Boise State  | 14         | 15        | .483        | 6-10/7th            |
| 2006-07                     | Boise State  | 17         | 14        | .548        | 8-8/T-5th           |
| 2007-08                     | Boise State  | 25         | 9         | .735        | 12-4/T-1st          |
| <b>Totals (7 Years)</b>     |              | <b>126</b> | <b>87</b> | <b>.591</b> |                     |
| <b>BSU Totals (6 Years)</b> |              | <b>108</b> | <b>82</b> | <b>.568</b> | <b>51-51 (.500)</b> |

### Steve Cleveland, Fresno State

| Year                       | School       | W          | L          | PCT         | WAC Record/Finish   |
|----------------------------|--------------|------------|------------|-------------|---------------------|
| 1997-98                    | BYU          | 9          | 21         | .300        | 4-10/6th (Mtn.)     |
| 1998-99                    | BYU          | 12         | 16         | .429        | 6-8/5th (Pac.)      |
| 1999-00                    | BYU          | 22         | 11         | .667        |                     |
| 2000-01                    | BYU          | 24         | 9          | .727        |                     |
| 2001-02                    | BYU          | 18         | 12         | .600        |                     |
| 2002-03                    | BYU          | 23         | 9          | .719        |                     |
| 2003-04                    | BYU          | 21         | 9          | .700        |                     |
| 2004-05                    | BYU          | 9          | 21         | .300        |                     |
| 2005-06                    | Fresno State | 15         | 13         | .536        | 8-8/6th             |
| 2006-07                    | Fresno State | 22         | 10         | .688        | 10-6/3rd            |
| 2007-08                    | Fresno State | 13         | 19         | .406        | 5-11/T-6th          |
| <b>Totals (11 Years)</b>   |              | <b>188</b> | <b>150</b> | <b>.556</b> | <b>33-43 (.434)</b> |
| <b>FS Totals (3 Years)</b> |              | <b>50</b>  | <b>42</b>  | <b>.543</b> |                     |

### Bob Nash, Hawai'i

| Year                   | School  | W         | L         | Pct         | WAC Record/Finish |
|------------------------|---------|-----------|-----------|-------------|-------------------|
| 2007-08                | Hawai'i | 11        | 19        | .367        | 7-9/5th           |
| <b>Totals (1 year)</b> |         | <b>11</b> | <b>19</b> | <b>.367</b> | <b>7-9 (.437)</b> |

### Don Verlin, Idaho First Year

### Kerry Rupp, Louisiana Tech

| Year                   | School         | W        | L         | Pct         | WAC Record/Finish |
|------------------------|----------------|----------|-----------|-------------|-------------------|
| 2007-08                | Louisiana Tech | 6        | 24        | .200        | 5-9/9th           |
| <b>Totals (1 year)</b> |                | <b>6</b> | <b>24</b> | <b>.200</b> | <b>5-9 (.357)</b> |

### Mark Fox, Nevada

| Year    | School | W  | L | Pct  | WAC Record/Finish |
|---------|--------|----|---|------|-------------------|
| 2004-05 | Nevada | 25 | 7 | .781 | 16-2/1st          |
| 2005-06 | Nevada | 27 | 6 | .818 | 13-3/1st          |

|                         |        |            |           |             |                     |
|-------------------------|--------|------------|-----------|-------------|---------------------|
| 2006-07                 | Nevada | 29         | 5         | .853        | 14-2/1st            |
| 2007-08                 | Nevada | 21         | 12        | .636        | 12-4/T-1st          |
| <b>Totals (4 Years)</b> |        | <b>102</b> | <b>30</b> | <b>.773</b> | <b>55-11 (.833)</b> |

### Marvin Menzies, New Mexico State

| Year                   | School           | W         | L         | Pct         | WAC Record/Finis   |
|------------------------|------------------|-----------|-----------|-------------|--------------------|
| 2007-08                | New Mexico State | 21        | 14        | .600        | 12-4/T-1st         |
| <b>Totals (1 Year)</b> |                  | <b>21</b> | <b>14</b> | <b>.600</b> | <b>12-4 (.750)</b> |

### George Nessman, San Jose State

| Year                    | School         | W         | L         | Pct         | WAC Record/Finish   |
|-------------------------|----------------|-----------|-----------|-------------|---------------------|
| 2005-06                 | San Jose State | 6         | 25        | .194        | 2-14/8th            |
| 2006-07                 | San Jose State | 5         | 25        | .167        | 4-12/8th            |
| 2007-08                 | San Jose State | 13        | 19        | .406        | 4-12/8th            |
| <b>Totals (3 Years)</b> |                | <b>24</b> | <b>69</b> | <b>.258</b> | <b>10-38 (.208)</b> |

### Stew Morrill, Utah State

| Year                         | School         | W          | L          | Pct         | WAC Record/Finish   |
|------------------------------|----------------|------------|------------|-------------|---------------------|
| 1986-87                      | Montana        | 18         | 11         | .621        |                     |
| 1987-88                      | Montana        | 18         | 11         | .621        |                     |
| 1988-89                      | Montana        | 20         | 11         | .645        |                     |
| 1989-90                      | Montana        | 18         | 11         | .621        |                     |
| 1990-91                      | Montana        | 23         | 8          | .742        |                     |
| 1991-92                      | Colorado State | 14         | 17         | .452        | 8-8/T-6th           |
| 1992-93                      | Colorado State | 17         | 12         | .586        | 9-9/5th             |
| 1993-94                      | Colorado State | 15         | 13         | .536        | 8-10/T-5th          |
| 1994-95                      | Colorado State | 17         | 14         | .548        | 7-11/T-7th          |
| 1995-96                      | Colorado State | 18         | 12         | .600        | 11-7/4th            |
| 1996-97                      | Colorado State | 20         | 9          | .690        | 10-6/4th (Pac.)     |
| 1997-98                      | Colorado State | 20         | 9          | .690        | 8-6/4th (Mtn.)      |
| 1998-99                      | Utah State     | 15         | 13         | .536        |                     |
| 1999-00                      | Utah State     | 28         | 6          | .824        |                     |
| 2000-01                      | Utah State     | 28         | 6          | .824        |                     |
| 2001-02                      | Utah State     | 23         | 8          | .742        |                     |
| 2002-03                      | Utah State     | 24         | 9          | .727        |                     |
| 2003-04                      | Utah State     | 25         | 4          | .862        |                     |
| 2004-05                      | Utah State     | 24         | 8          | .750        |                     |
| 2005-06                      | Utah State     | 23         | 9          | .719        | 11-5/T-2nd          |
| 2006-07                      | Utah State     | 23         | 12         | .657        | 9-7/4th             |
| 2007-08                      | Utah State     | 24         | 11         | .686        | 12-4/T-1st          |
| <b>Totals (22 Years)</b>     |                | <b>455</b> | <b>224</b> | <b>.670</b> | <b>93-73 (.560)</b> |
| <b>USU Totals (10 Years)</b> |                | <b>237</b> | <b>86</b>  | <b>.734</b> |                     |

## 2008-09 COACHES



Greg Graham  
Boise State



Steve Cleveland  
Fresno State



Bob Nash  
Hawai'i



Don Verlin  
Idaho



Kerry Rupp  
Louisiana Tech




Mark Fox  
Nevada



Marvin Menzies  
New Mexico State



George Nessman  
San Jose State



Stew Morrill  
Utah State



# COACHING RECORDS FORMER/WINNINGEST

## FORMER COACHES

| Name                                  | Seasons | Years   | All Games |     |     |      | Titles | WAC Games |     |     |      |
|---------------------------------------|---------|---------|-----------|-----|-----|------|--------|-----------|-----|-----|------|
|                                       |         |         | G         | W   | L   | PCT  |        | G         | W   | L   | PCT  |
| Ladell Andersen, BYU                  | 6       | 1983-89 | 185       | 114 | 71  | .616 | 1      | 96        | 64  | 32  | .667 |
| Lynn Archibald, UU                    | 6       | 1983-89 | 154       | 98  | 86  | .533 | 1      | 96        | 50  | 46  | .521 |
| Frank Arnold, BYU-UH <sup>1</sup>     | 10      | 1975-87 | 288       | 148 | 140 | .514 | 3      | 148       | 74  | 74  | .500 |
| Steve Barnes, SJSU                    | 3       | 1999-02 | 90        | 39  | 51  | .433 | 0      | 48        | 16  | 32  | .333 |
| Bill Bayno, UNLV                      | 3       | 1996-99 | 94        | 58  | 36  | .617 | 1      | 37        | 20  | 17  | .541 |
| Dave Bliss, UNM                       | 11      | 1988-99 | 354       | 246 | 108 | .695 | 1      | 180       | 122 | 58  | .678 |
| Jim Brandenburg, UW-SDSU <sup>2</sup> | 14      | 1978-92 | 405       | 228 | 177 | .563 | 3      | 211       | 106 | 105 | .502 |
| Gary Colson, UNM-FS <sup>3</sup>      | 11      | 1980-94 | 340       | 193 | 147 | .568 | 0      | 182       | 93  | 89  | .511 |
| Joe Cravens, UU*                      | 1       | 1989-90 | 24        | 12  | 12  | .500 | 0      | 16        | 7   | 9   | .437 |
| Benny Dees, UW                        | 6       | 1987-93 | 181       | 104 | 77  | .575 | 0      | 98        | 47  | 51  | .480 |
| Mike Dement, SMU                      | 8       | 1996-04 | 230       | 130 | 100 | .565 | 0      | 125       | 62  | 63  | .496 |
| Don DeVoe, UW                         | 2       | 1976-78 | 54        | 29  | 25  | .537 | 0      | 28        | 11  | 17  | .393 |
| Hank Egan, AFA                        | 4       | 1980-84 | 108       | 35  | 73  | .324 | 0      | 64        | 11  | 53  | .172 |
| Norm Ellenberger, UNM                 | 7       | 1972-79 | 196       | 134 | 62  | .684 | 2      | 96        | 60  | 36  | .625 |
| Bill Foster, UU                       | 3       | 1971-74 | 82        | 43  | 39  | .524 | 0      | 42        | 18  | 24  | .429 |
| Tony Fuller, SDSU                     | 2       | 1992-94 | 57        | 20  | 37  | .351 | 0      | 36        | 9   | 27  | .250 |
| Smokey Gaines, SDSU                   | 8       | 1979-87 | 239       | 112 | 127 | .469 | 0      | 126       | 56  | 70  | .444 |
| Jack Gardner, UU                      | 9       | 1962-71 | 243       | 149 | 94  | .613 | 1      | 98        | 52  | 46  | .531 |
| Billy Gillespie, UTEP                 | 2       | 2002-04 | 62        | 30  | 32  | .483 | 1      | 36        | 16  | 20  | .444 |
| Boyd Grant, CSU                       | 4       | 1987-91 | 207       | 126 | 81  | .643 | 2      | 64        | 37  | 27  | .578 |
| Jim Harrick, Jr., SDSU*               | 1       | 1991-92 | 7         | 0   | 7   | .000 | 0      | 7         | 0   | 7   | .000 |
| Charlie Harrison, UNM                 | 1       | 1979-80 | 28        | 7   | 21  | .250 | 0      | 14        | 3   | 11  | .214 |
| Don Haskins, UTEP                     | 30      | 1969-99 | 864       | 561 | 303 | .649 | 7      | 460       | 262 | 198 | .570 |
| Tony Ingle, BYU*                      | 1       | 1996-97 | 19        | 0   | 19  | .000 | 0      | 16        | 0   | 16  | .000 |
| Rod Jensen, BSU                       | 1       | 2001-02 | 30        | 13  | 17  | .433 | 0      | 18        | 6   | 12  | .333 |
| Phil Johnson, SJSU <sup>4</sup>       | 4       | 1998-05 | 114       | 31  | 83  | .272 | 0      | 68        | 13  | 55  | .191 |
| Trent Johnson, NEV                    | 4       | 2000-04 | 124       | 70  | 54  | .565 | 1      | 70        | 36  | 34  | .514 |
| Bob King, UNM                         | 10      | 1962-72 | 264       | 175 | 89  | .663 | 2      | 112       | 55  | 57  | .491 |
| Bruce Larson, UA                      | 10      | 1962-72 | 258       | 124 | 134 | .481 | 0      | 112       | 44  | 68  | .393 |
| Larry Little, UH                      | 6       | 1979-85 | 165       | 83  | 82  | .503 | 0      | 94        | 40  | 54  | .426 |
| Robert Lineburg, SMU*                 | 1       | 2004    | 5         | 2   | 3   | .400 | 0      | 3         | 1   | 2   | .333 |
| Ray Lopes, FS                         | 3       | 2002-05 | 87        | 50  | 37  | .575 | 0      | 54        | 32  | 22  | .593 |
| Rick Majerus, UU                      | 10      | 1989-99 | 302       | 238 | 64  | .788 | 7      | 148       | 118 | 30  | .797 |
| Tony McAndrews, CSU                   | 7       | 1980-87 | 200       | 80  | 120 | .400 | 0      | 112       | 40  | 72  | .357 |
| Steve McClain, UW                     | 1       | 1998-99 | 28        | 18  | 10  | .643 | 0      | 14        | 7   | 7   | .500 |
| Ritchie McKay, CSU                    | 1       | 1998-99 | 30        | 19  | 11  | .633 | 0      | 14        | 7   | 7   | .500 |
| Reggie Minton, AFA                    | 15      | 1984-99 | 418       | 142 | 276 | .340 | 0      | 234       | 45  | 189 | .192 |
| Stan Morrison, SJSU                   | 2       | 1996-98 | 53        | 16  | 37  | .302 | 0      | 30        | 6   | 24  | .200 |
| Leonard Perry, UI                     | 1       | 2005-06 | 29        | 4   | 25  | .138 | 0      | 16        | 1   | 15  | .063 |
| George Pfeifer, UI                    | 2       | 2006-08 | 60        | 12  | 48  | .200 | 0      | 32        | 6   | 26  | .188 |
| John Phillips, TU                     | 4       | 2001-04 | 103       | 61  | 42  | .592 | 1      | 54        | 32  | 22  | .593 |
| Jerry Pimm, UU                        | 9       | 1974-83 | 259       | 173 | 86  | .668 | 3      | 130       | 88  | 42  | .677 |
| Glenn Potter, BYU                     | 3       | 1972-75 | 78        | 42  | 36  | .538 | 0      | 42        | 20  | 22  | .476 |
| Jason Rabedeaux, UTEP                 | 3       | 1999-02 | 92        | 46  | 46  | .500 | 0      | 48        | 17  | 31  | .354 |
| Moe Radovich, UW                      | 3       | 1973-76 | 79        | 24  | 55  | .304 | 0      | 42        | 5   | 37  | .119 |
| Roger Reid, BYU                       | 8       | 1989-96 | 228       | 152 | 76  | .667 | 2      | 120       | 83  | 37  | .691 |
| Keith Richard, LTU                    | 6       | 2001-07 | 181       | 93  | 88  | .514 | 0      | 104       | 58  | 46  | .558 |
| Steve Robinson, TU                    | 1       | 1996-97 | 34        | 24  | 10  | .706 | 0      | 16        | 12  | 4   | .750 |
| Doc Sadler, UTEP                      | 1       | 2004-05 | 35        | 27  | 8   | .771 | 1      | 18        | 14  | 4   | .778 |
| Bill Self, TU                         | 3       | 1997-00 | 103       | 74  | 29  | .718 | 2      | 42        | 30  | 12  | .714 |
| Larry Shyatt, UW                      | 1       | 1997-98 | 28        | 19  | 9   | .679 | 0      | 14        | 9   | 5   | .643 |
| Fred Snowden, UA                      | 6       | 1972-78 | 166       | 116 | 50  | .699 | 1      | 84        | 54  | 30  | .675 |
| Bill Stranigan, UW                    | 11      | 1962-73 | 291       | 158 | 133 | .543 | 2      | 126       | 57  | 69  | .452 |
| Jerry Tarkanian, FS                   | 7       | 1995-02 | 232       | 153 | 79  | .659 | 1      | 110       | 77  | 33  | .700 |
| Reggie Theus, NMSU                    | 2       | 2005-07 | 64        | 41  | 23  | .641 | 0      | 32        | 21  | 11  | .656 |
| Fred Trenkle, SDSU                    | 5       | 1994-99 | 138       | 55  | 83  | .399 | 0      | 80        | 24  | 56  | .300 |
| Billy Tubbs, TCU                      | 5       | 1996-01 | 163       | 108 | 55  | .663 | 0      | 74        | 45  | 29  | .608 |
| Jimmy Tubbs, SMU                      | 1       | 2004-05 | 28        | 14  | 14  | .500 | 0      | 18        | 9   | 9   | .500 |
| Tim Vezie, SDSU                       | 1       | 1978-79 | 27        | 15  | 12  | .556 | 0      | 12        | 4   | 8   | .333 |
| Riley Wallace, UH                     | 20      | 1987-07 | 599       | 334 | 265 | .558 | 2      | 340       | 176 | 164 | .518 |
| Stan Watts, BYU                       | 10      | 1962-72 | 268       | 162 | 106 | .604 | 5      | 112       | 69  | 43  | .616 |
| Jim Williams, CSU                     | 11      | 1969-80 | 280       | 144 | 136 | .514 | 0      | 152       | 65  | 87  | .428 |
| Pooh Williamson, TU*                  | 1       | 2004-05 | 22        | 7   | 15  | .318 | 0      | 18        | 5   | 13  | .278 |
| Willis Wilson, RU                     | 9       | 1996-05 | 262       | 125 | 137 | .477 | 0      | 146       | 63  | 83  | .432 |
| Joby Wright, UW                       | 4       | 1993-97 | 113       | 53  | 60  | .469 | 0      | 70        | 32  | 38  | .457 |
| Ned Wulk, ASU                         | 16      | 1962-78 | 433       | 238 | 195 | .550 | 4      | 198       | 101 | 97  | .510 |

## WINNINGEST COACHES

While at WAC institutions only  
Active coaches in boldface

### ALL GAMES (BY VICTORIES)

| Wins          | Coach (School)            | Seasons                 |
|---------------|---------------------------|-------------------------|
| 1. 561        | Don Haskins (UTEP)        | 1969-99                 |
| 2. 334        | Riley Wallace (UH)        | 1987-07                 |
| 3. 246        | Dave Bliss (UNM)          | 1988-99                 |
| 4. 238        | Rick Majerus (UU)         | 1989-99                 |
| 238           | Ned Wulk (ASU)            | 1962-78                 |
| 6. 228        | Jim Brandenburg (UW/SDSU) | 1978-92                 |
| 7. 193        | Gary Colson (UNM/FS)      | 1980-94                 |
| <b>8. 191</b> | <b>Stew Morrill (USU)</b> | <b>1991-98, 2005-08</b> |
| 9. 175        | Bob King (UNM)            | 1962-72                 |
| 10. 173       | Jerry Pimm (UU)           | 1974-83                 |

### WAC GAMES (BY VICTORIES)

| Wins      | Coach (School)            | Seasons                 |
|-----------|---------------------------|-------------------------|
| 1. 262    | Don Haskins (UTEP)        | 1969-99                 |
| 2. 176    | Riley Wallace (UH)        | 1987-07                 |
| 3. 122    | Dave Bliss (UNM)          | 1988-99                 |
| 4. 118    | Rick Majerus (UU)         | 1989-99                 |
| 5. 106    | Jim Brandenburg (UW/SDSU) | 1978-92                 |
| 6. 101    | Ned Wulk (ASU)            | 1962-78                 |
| 7. 93     | Gary Colson (UNM/FS)      | 1980-94                 |
| <b>93</b> | <b>Stew Morrill (USU)</b> | <b>1991-98, 2005-08</b> |
| 8. 88     | Jerry Pimm (UU)           | 1974-83                 |
| 9. 83     | Roger Reid (BYU)          | 1989-96                 |

### ALL GAMES (BY PERCENTAGE)

Minimum four years

| Pct.           | Coach (School)         | Seasons        |
|----------------|------------------------|----------------|
| 1. .788        | Rick Majerus (UU)      | 1989-99        |
| <b>2. .773</b> | <b>Mark Fox (NEV)</b>  | <b>2004-08</b> |
| 3. .699        | Fred Snowden (UA)      | 1972-78        |
| 4. .695        | Dave Bliss (UNM)       | 1988-99        |
| 5. .684        | Norm Ellenberger (UNM) | 1972-79        |
| 6. .668        | Jerry Pimm (UU)        | 1974-83        |
| 7. .667        | Roger Reid (BYU)       | 1989-96        |
| 8. .663        | Bob King (UNM)         | 1962-72        |
| 9. .663        | Billy Tubbs (TCU)      | 1996-01        |
| 10. .659       | Jerry Tarkanian (FS)   | 1995-02        |
| 11. .649       | Don Haskins (UTEP)     | 1969-99        |


### WAC GAMES (BY PERCENTAGE)

Minimum four years

| Pct.     | Coach (School)         | Seasons |
|----------|------------------------|---------|
| 1. .833  | Mark Fox (NEV)         | 2004-08 |
| 2. .797  | Rick Majerus (UU)      | 1989-99 |
| 3. .700  | Jerry Tarkanian (FS)   | 1995-02 |
| 4. .691  | Roger Reid (BYU)       | 1989-96 |
| 5. .678  | Dave Bliss (UNM)       | 1988-99 |
| 6. .677  | Jerry Pimm (UU)        | 1974-83 |
| 7. .675  | Fred Snowden (UA)      | 1972-78 |
| 8. .667  | Ladell Andersen (BYU)  | 1983-89 |
| 9. .625  | Norm Ellenberger (UNM) | 1972-79 |
| 10. .616 | Stan Watts (BYU)       | 1962-72 |
| 11. .608 | Billy Tubbs (TCU)      | 1996-01 |



Jerry Tarkanian (Fresno State) retired after the 2001-02 season and finished his career as the third winningest coach by percentage in WAC games (.700)



Don Haskins (UTEP) retired in 1999 after winning a WAC-record 262 conference games and 561 games overall while coaching in the league.

<sup>1</sup>Coached at BYU from 1975-83; Hawai'i from 1985-87

<sup>2</sup>Coached at Wyoming from 1978-87; San Diego State from 1987-92

<sup>3</sup>Coached at New Mexico from 1980-88; Fresno State from 1990-95

<sup>4</sup>Coached at San Jose State from 1998-99 and 2002-05

\*Interim head coach



## THE WAC IN THE NCAA TOURNAMENT

|   | Overall   |           |           |             |          |          |          |          |          | As WAC Member |           |           |             |          |          |          |          |          |
|---|-----------|-----------|-----------|-------------|----------|----------|----------|----------|----------|---------------|-----------|-----------|-------------|----------|----------|----------|----------|----------|
|   | App.      | W         | L         | Pct.        | 1st      | 2nd      | 3rd      | 4th      | RR       | App.          | W         | L         | Pct.        | 1st      | 2nd      | 3rd      | 4th      | RR       |
| <b>Boise State</b><br>(1976-88-93-94-08)  | 5         | 0         | 5         | .000        | 0        | 0        | 0        | 0        | 0        | 1             | 0         | 1         | .000        |          |          |          |          |          |
| <b>Fresno State</b><br>(1981-82-84-00-01)   | 5         | 2         | 5         | .286        | 0        | 0        | 0        | 0        | 0        | 2             | 1         | 2         | .333        | 0        | 0        | 0        | 0        | 0        |
| <b>Hawai'i</b><br>(1972-94-01-02)   | 4         | 0         | 4         | .000        | 0        | 0        | 0        | 0        | 0        | 3             | 0         | 3         | .000        | 0        | 0        | 0        | 0        | 0        |
| <b>Idaho</b><br>(1981-82-89-90)   | 4         | 1         | 4         | .200        | 0        | 0        | 0        | 0        | 0        | 0             |           |           |             |          |          |          |          |          |
| <b>Louisiana Tech</b><br>(1984-85-87-89-91)                                       | 5         | 4         | 5         | .444        | 0        | 0        | 0        | 0        | 0        | 0             |           |           |             |          |          |          |          |          |
| <b>Nevada</b><br>(1984-85-04-05-06-07)  | 6         | 4         | 6         | .400        | 0        | 0        | 0        | 0        | 0        | 4             | 4         | 4         | .500        | 0        | 0        | 0        | 0        | 0        |
| <b>New Mexico State</b><br>(1952-59-60-67-68-69-70-71-75-79-90-91-92-93-94-99-07) | 17        | 10        | 19        | .345        | 0        | 0        | 1        | 0        | 0        | 1             | 0         | 1         | .000        | 0        | 0        | 0        | 0        | 0        |
| <b>San Jose State</b><br>(1951-80-96)   | 3         | 0         | 3         | .000        | 0        | 0        | 0        | 0        | 0        | 0             |           |           |             |          |          |          |          |          |
| <b>Utah State</b><br>(1939-62-63-64-70-71-75-79-80-83-88-98-00-01-03-05-06)       | 17        | 14        | 16        | .467        | 0        | 0        | 0        | 0        | 2        | 1             | 0         | 1         | .000        | 0        | 0        | 0        | 0        | 0        |
| <b>Totals*</b>  | <b>66</b> | <b>35</b> | <b>67</b> | <b>.343</b> | <b>0</b> | <b>0</b> | <b>1</b> | <b>0</b> | <b>2</b> | <b>84</b>     | <b>65</b> | <b>90</b> | <b>.419</b> | <b>0</b> | <b>1</b> | <b>0</b> | <b>1</b> | <b>6</b> |

\*WAC totals include records compiled by Arizona (2-2), Arizona State (5-5), Brigham Young (8-17), Colorado State (1-2), UNLV (0-1), New Mexico (6-11), San Diego State (0-1), TCU (0-1), UTEP (5-12), Tulsa (7-5), Utah (22-15) and Wyoming (4-6) as WAC members.

**Boldface** indicates appearance as WAC member.

### NCAA TOURNAMENT RESULTS

#### (Seeds)

#### 1963

West 1R; **Arizona St.** 79, Utah St. 75 (OT); Eugene  
West RS; **Arizona St.** 93, UCLA 79; Provo  
West RF; Oregon St. 83, **Arizona St.** 65; Provo

#### 1964

West 1R; Utah St. 92, **Arizona St.** 90; Eugene

#### 1965

West RS; UCLA 100, **Brigham Young** 76; Provo  
West R3rd; Oklahoma City 112, **Brigham Young** 102;  
Provo

#### 1966

West RS-**Utah** 83, Pacific 74; Los Angeles  
West RF-**Utah** 70, Oregon St. 64; Los Angeles  
NS-UTEP 85, **Utah** 78; College Park  
N3rd-Duke 79, **Utah** 77; College Park

#### 1967

West RS; UCLA 109, **Wyoming** 60; Corvallis  
West 3rd; UTEP 69, **Wyoming** 67; Corvallis

#### 1968

West RS; Santa Clara 86, **New Mexico** 73; Albuquerque  
West R3rd; New Mexico St. 62, **New Mexico** 58;  
Albuquerque

#### 1969

West 1R; New Mexico St. 74, **Brigham Young** 62; Las  
Cruces

#### 1970

West 1R; Utah St. 91, **UTEP** 81; Provo

#### 1971

West 1R; **Brigham Young** 91, Utah St. 82; Logan  
West RS; UCLA 91, **Brigham Young** 73; Salt Lake City  
West R3rd; Pacific 84, **Brigham Young** 81; Salt Lake City

#### 1972

West 1R; Long Beach St. 95, **Brigham Young** 90 (OT);  
Pocatello

#### 1973

West 1R; **Arizona St.** 103, Oklahoma City 78; Logan  
West RS; UCLA 98, **Arizona St.** 81; Los Angeles  
West R3rd; Long Beach St. 84, **Arizona St.** 80; Los  
Angeles

#### 1974

West 1R; **New Mexico** 73, Idaho St. 65; Pocatello  
West RS; San Francisco 64, **New Mexico** 61; Tucson  
West R3rd; **New Mexico** 66, Dayton 61; Tucson

#### 1975

West 1R; **Arizona St.** 97, Alabama 94; Tempe  
West RS; **Arizona St.** 84, UNLV 81; Portland  
West RF; UCLA 89, **Arizona St.** 75; Portland  
Mideast 1R; Indiana 78, **UTEP** 53; Lexington

#### 1976

West 1R; **Arizona** 83, Georgetown 76; Tempe  
West RS; **Arizona** 114, UNLV 109 (OT); Los Angeles  
West RF; UCLA 82, **Arizona** 66; Los Angeles

#### 1977

Midwest 1R; Southern Illinois 81, **Arizona** 77; Omaha  
West 1R; **Utah** 72, St. John's 68; Tucson  
West RS; UNLV 88, **Utah** 83; Provo

#### 1978

West 1R; Cal St. Fullerton 90, **New Mexico** 85; Tempe  
Midwest 1R; **Utah** 86, Missouri 79 (2OT); Wichita  
Midwest RS; Notre Dame 69, **Utah** 56; Lawrence

#### 1979

West 1R; (9)-Pepperdine 92, (8)-**Utah** 88 (OT); Los  
Angeles  
West 2R; (4)-San Francisco 86, (5)-**Brigham Young** 63;  
Tucson

#### 1980

**West Second Round; Ogden**  
(6)-Clemson 71, (3)-**Brigham Young** 66

#### 1981

**East First Round; Providence**  
(6)-**Brigham Young** 60, (11)-Princeton 51  
(6)-**Brigham Young** 78, (3)-UCLA 55  
**East Regional Semifinals; Atlanta**  
(6)-**Brigham Young** 51, (2)-Notre Dame 50  
(1)-Virginia 74, (6)-**Brigham Young** 60  
**West Second Round; El Paso**  
(3)-**Utah** 94, (11)-Northeastern 69  
**West Regional Semifinals; Salt Lake City**  
(2)-North Carolina 61, (3)-**Utah** 56  
**West First Round; Los Angeles**  
(5)-**Wyoming** 78, (12)-Howard 43  
(4)-Illinois 67, (5)-**Wyoming** 65

#### 1982

**West First Round; Logan**  
(8)-**Wyoming** 61, (9)-Southern Cal 58  
(1)-Georgetown 51, (8)-**Wyoming** 43

#### 1983

**West First Round; Boise**  
(10)-**Utah** 52, (7)-Illinois 49  
(10)-**Utah** 67, (2)-UCLA 61  
**West Regional Semifinals; Ogden**  
(6)-North Carolina St. 75, (10)-**Utah** 56

#### 1984

**Mideast First Round; Birmingham**  
(8)-**Brigham Young** 84, (9)-UAB 68  
(1)-Kentucky 93, (8)-**Brigham Young** 68  
**West Second Round; Salt Lake City**  
(5)-UNLV 73, (4)-**UTEP** 60

#### 1985

**West First Round; Salt Lake City**  
(4)-UNLV 85, (13)-San Diego St. 80  
**West First Round; Albuquerque**  
(11)-**UTEP** 79, (6)-Tulsa 75  
(3)-North Carolina St. 86, (11)-**UTEP** 73



# NCAA TOURNAMENT HISTORY

## 1986

### West First Round; Ogden

(7)-Bradley 83, (10)-UTEP 65  
(3)-North Carolina 84, (14)-Utah 72

## 1987

### Southeast First Round; Birmingham

(7)-New Orleans 83, (10)-Brigham Young 79

### West First Round; Tucson

(7)-UTEP 98, (10)-Arizona 91 (OT)  
(2)-Iowa 84, (7)-UTEP 82

### West First Round; Salt Lake City

(12)-Wyoming 64, (5)-Virginia 60  
(12)-Wyoming 78, (4)-UCLA 68

### West Regional Semifinals; Seattle

(1)-UNLV 92, (12)-Wyoming 78

## 1988

### West First Round; Salt Lake City

(10)-Loyola Marymount 119, (7)-Wyoming 115

### West First Round; Los Angeles

(8)-Seton Hall 80, (9)-UTEP 64

### Midwest First Round; Atlanta

(4)-Brigham Young 98, (13)-NC Charlotte 92 (OT)  
(5)-Louisville 97, (4)-Brigham Young 76

## 1989

### West First Round; Tucson

(7)-UTEP 85, (10)-LSU 74  
(2)-Indiana 92, (7)-UTEP 69

### Midwest First Round; Dallas

(10)-Colorado St. 68, (7)-Florida 46  
(2)-Syracuse 65, (10)-Colorado St. 50

## 1990

### East First Round; Hartford

(5)-Clemson 49, (12)-Brigham Young 47

### West First Round; Long Beach

(7)-Alabama 71, (10)-Colorado St. 54

### Southeast First Round; Richmond

(6)-Minnesota 64, (11)-UTEP 61 (OT)

## 1991

### East First Round; College Park

(3)-Oklahoma St. 67, (14)-New Mexico 54

### West First Round; Salt Lake City

(10)-Brigham Young 61, (7)-Virginia 48  
(2)-Arizona 76, (10)-Brigham Young 61

### West First Round; Tucson

(4)-Utah 82, (13)-South Alabama 72  
(4)-Utah 85, (5)-Michigan St. 84 (2OT)

### West Regional Semifinals; Seattle

(1)-UNLV 83, (4)-Utah 66

## 1992

### West First Round; Boise

(7)-LSU 94, (10)-Brigham Young 83

### Midwest First Round; Dayton

(9)-UTEP 55, (8)-Evansville 50  
(9)-UTEP 66, (1)-Kansas 60

### Midwest Regional Semifinals; Kansas City

(4)-Cincinnati 69, (9)-UTEP 67

## 1993

### West First Round; Tucson

(12)-George Washington 82, (5)-New Mexico 68

### Midwest First Round; Chicago

(7)-Brigham Young 80, (10)-SMU 71  
(2)-Kansas 90, (7)-Brigham Young 76

### Midwest First Round; Nashville

(8)-Utah 86, (9)-Pittsburgh 65  
(1)-Kentucky 84, (8)-Utah 62

## 1994

### West First Round; Ogden

(4)-Syracuse 92, (13)-Hawai'i 78

### West First Round; Sacramento

(7)-Virginia 57, (10)-New Mexico 54

## 1995

### Midwest First Round; Memphis

(9)-Tulane 76, (8)-Brigham Young 70

### West First Round; Boise

(4)-Utah 76, (13)-Long Beach St. 64

### West Second Round; Boise

(5)-Mississippi St. 78, (4)-Utah 64

## 1996

### East First Round; Richmond

(7)-New Mexico 69, (10)-Kansas St. 48  
(2)-Georgetown 73, (7)-New Mexico 62

### Midwest First Round; Dallas

(4)-Utah 72, (13)-Canisius 43  
(4)-Utah 73, (5)-Iowa St. 67

### Midwest Regional Semifinals; Minneapolis

(1)-Kentucky 101, (4)-Utah 70

## 1997

### East First Round; Pittsburgh

(3)-New Mexico 59, (14)-Old Dominion 55  
(6)-Louisville 64, (3)-New Mexico 63

### Midwest First Round; Kansas City

(5)-Tulsa 81, (12)-Boston University 52  
(4)-Clemson 68, (5)-Tulsa 56

### West First Round; Tucson

(2)-Utah 75, (15)-Navy 61  
(2)-Utah 77, (7)-UNC-Charlotte 58

### West Regional Semifinals; San Jose

(2)-Utah 82, (6)-Stanford 77 (OT)  
(1)-Kentucky 72, (2)-Utah 59

## 1998

### East First Round; Hartford

(5)-Princeton 69, (12)-UNLV 57

### Midwest First Round; Oklahoma City

(12)-Florida St. 96, (5)-TCU 87

### South First Round; Lexington

(4)-New Mexico 79, (13)-Butler 62  
(5)-Syracuse 56, (4)-New Mexico 46

### West First Round; Boise

(3)-Utah 85, (14)-San Francisco 68  
(3)-Utah 75, (6)-Arkansas 69

### West Regional Semifinals; Anaheim

(3)-Utah 65, (10)-West Virginia 62  
(3)-Utah 76, (1)-Arizona 51

### National Semifinals; San Antonio

(3)-Utah 65, (1)-North Carolina 59  
(2)-Kentucky 78, (3)-Utah 69

## 1999

### West First Round; Denver

(9)-New Mexico 61, (8)-Missouri 59  
(1)-Connecticut 78, (9)-New Mexico 56

### East First Round; Charlotte

(9)-Tulsa 62, (8)-College of Charleston 53  
(1)-Duke 97, (9)-Tulsa 56

### Midwest First Round; New Orleans

(2)-Utah 80, (15)-Arkansas St. 58  
(10)-Miami, Ohio 66, (2)-Utah 58

## 2000

### West First Round; Salt Lake City

(8)-Wisconsin 66, (9)-Fresno St. 56\*

### South First Round; Nashville

(7)-Tulsa 89, (10)-UNLV 62  
(7)-Tulsa 69, (2)-Cincinnati 61

### South Regional Semifinals; Austin

(7)-Tulsa 80, (6)-Miami, Fla. 71  
(8)-North Carolina 59, (7)-Tulsa 55

\*Fresno State's participation vacated

## 2001

### Midwest First Round; Dayton

(5)-Syracuse 79, (12)-Hawai'i 69

### South First Round; Memphis

(9)-Fresno St. 82, (8)-California 70  
(1)-Michigan St. 81, (9)-Fresno St. 65

## 2002

### West First Round; Dallas

(7)-Xavier 70, (10)-Hawai'i 58

### East First Round; St. Louis

(12)-Tulsa 71, (5)-Marquette 69  
(4)-Kentucky 87, (12)-Tulsa 82

## 2003

### Midwest First Round; Spokane

(13)-Tulsa 84, (4)-Dayton 71  
(5)-Wisconsin 61, (13)-Tulsa 80

## 2004

### Phoenix First Round

(4)-Maryland 86, (13)-UTEP 83

### St. Louis First Round

(10)-Nevada 72, (7)-Michigan State 66  
(10)-Nevada 91, (2)-Gonzaga 72

### St. Louis Semifinals

(3)-Georgia Tech 72, (10)-Nevada 67

## 2005

### Chicago First Round

(9)-Nevada 61, (8)-Texas 57  
(1)-Illinois 71, (9)-Nevada 59

### Austin First Round

(6)-Utah 60, (11)-UTEP 54

## 2006

### Minneapolis First Round

(12)-Montana 87, (5)-Nevada 79

### Austin First Round

(5)-Washington 75, (12)-Utah State 61

## 2007

### South First Round

(7)-Nevada 77, (10)-Creighton 71 (OT)  
(2)-Memphis 78, (7)-Nevada 62

### East First Round

(4)-Texas 79, (13)-New Mexico State 67

## 2008

### East First Round

(3)-Louisville 79, (14)-Boise St. 61

## 2009 NCAA SITES AND DATES

### FIRST AND SECOND ROUNDS

#### March 19 and 21

Greensboro, N.C. (Greensboro Coliseum)  
Kansas City, Mo. (Sprint Center)  
Philadelphia, Pa. (Wachovia Center)  
Portland, Ore. (Rose Garden)

#### March 20 and 22

Boise, ID (Taco Bell Arena)  
Dayton, OH (Dayton Arena)  
Miami, Fla. (American Airlines Arena)  
Minneapolis, Minn. (HHH Metrodome)

### REGIONALS

#### March 26 and 28

Boston, Mass. (TD Banknorth)  
Glendale, Ariz. (University of Phoenix Stadium)

#### March 27 and 29

Indianapolis, Ind. (Lucas Oil Stadium)  
Memphis, Tenn. (FedEx Forum)

### FINAL FOUR

**April 4 and 6 (Saturday and Monday)**  
Detroit, Mich. (Ford Field)

## THE WAC IN THE NATIONAL INVITATION TOURNAMENT

|   | Overall   |           |           |             |          |          |          |          | As WAC Member |           |           |             |          |          |          |          |
|---|-----------|-----------|-----------|-------------|----------|----------|----------|----------|---------------|-----------|-----------|-------------|----------|----------|----------|----------|
|   | App.      | W         | L         | Pct.        | 1st      | 2nd      | 3rd      | 4th      | App.          | W         | L         | Pct.        | 1st      | 2nd      | 3rd      | 4th      |
| <b>Boise State</b><br>(1987-89-91-04)                 | 4         | 3         | 4         | .429        | 0        | 0        | 0        | 0        | 1             | 2         | 1         | .667        | 0        | 0        | 0        | 0        |
| <b>Fresno State</b><br>(1983-85-94-96-97-98-99-02-07) | 9         | 14        | 9         | .609        | 1        | 0        | 0        | 1        | 7             | 8         | 7         | .533        | 0        | 0        | 0        | 1        |
| <b>Hawai'i</b><br>(1971-74-89-90-97-98-03-04)         | 8         | 10        | 8         | .556        | 0        | 0        | 0        | 0        | 6             | 8         | 6         | .571        | 0        | 0        | 0        | 0        |
| <b>Idaho</b><br>(1983)                                | 1         | 0         | 1         | .000        | 0        | 0        | 0        | 0        | 0             |           |           |             |          |          |          |          |
| <b>Louisiana Tech</b><br>(1986-88-90-92-02-06)        | 6         | 7         | 6         | .538        | 0        | 0        | 1        | 0        | 2             | 2         | 2         | .500        | 0        | 0        | 0        | 0        |
| <b>Nevada</b><br>(1979-97-03)                         | 3         | 2         | 3         | .400        | 0        | 0        | 0        | 0        | 1             | 0         | 1         | .000        | 0        | 0        | 0        | 0        |
| <b>New Mexico State</b><br>(1939-89-95-00)            | 4         | 3         | 4         | .429        | 0        | 0        | 0        | 0        | 0             |           |           |             |          |          |          |          |
| <b>San Jose State</b><br>(1981)                       | 1         | 0         | 1         | .000        | 0        | 0        | 0        | 0        | 0             |           |           |             |          |          |          |          |
| <b>Utah State</b><br>(1960-67-78-84-95-02-04-07-08)   | 9         | 2         | 9         | .181        | 0        | 0        | 0        | 0        | 2             | 0         | 2         | .000        | 0        | 0        | 0        | 0        |
| <b>Totals*</b>  | <b>44</b> | <b>41</b> | <b>45</b> | <b>.478</b> | <b>1</b> | <b>0</b> | <b>1</b> | <b>1</b> | <b>66</b>     | <b>74</b> | <b>66</b> | <b>.529</b> | <b>2</b> | <b>3</b> | <b>2</b> | <b>2</b> |

\*WAC totals include records compiled by Brigham Young (6-3), Colorado State (6-4), UNLV (2-2), New Mexico (13-14), Rice (0-2), San Diego State (0-1), SMU (0-1), TCU (3-2), UTEP (5-7), Tulsa (5-0), Utah (8-5) and Wyoming (6-6) as WAC members.

**Boldface** indicates appearance as WAC member.

### NIT RESULTS

#### 1964 (at New York City)

New Mexico 65, Drake 60  
New Mexico 72, NYU 65  
Bradley 86, New Mexico 54 (Finals)

#### 1965 (at New York City)

St. John's 61, New Mexico 54

#### 1966 (at New York City)

Brigham Young 90, Temple 78  
Brigham Young 66, Army 60  
Brigham Young 97, NYU 84 (Finals)

#### 1967 (at New York City)

New Mexico 66, Syracuse 64  
Rutgers 65, New Mexico 60

#### 1968 (at New York City)

Villanova 77, Wyoming 66

#### 1969 (at New York City)

Army 51, Wyoming 49

#### 1970 (at New York City)

Utah 78, Duke 75  
Marquette 83, Utah 63

#### 1972 (at New York City)

Niagara 76, UTEP 57

#### 1973 (at New York City)

Virginia Tech 65, New Mexico 63

#### 1974 (at New York City)

Utah 102, Rutgers 89  
Utah 92, Memphis State 78  
Utah 117, Boston College 93  
Purdue 87, Utah 81 (Finals)

#### 1979

Texas A&M 79, **New Mexico** 68

#### 1980

UTEP 58, **Wichita State** 56  
**Michigan** 74, UTEP 65

#### 1981

UTEP 57, San Jose State 53  
**Tulsa** 76, UTEP 72

#### 1982

Washington 66, **Brigham Young** 63

#### 1983

**Fresno State** 71, UTEP 64

#### 1984

Lamar 64, **New Mexico** 61

#### 1985

**New Mexico** 80, Texas A&M 67  
**Fresno State** 66, New Mexico 55

#### 1986

**Brigham Young** 67, SMU 63  
**Brigham Young** 93, UC Irvine 80  
**Ohio State** 79, Brigham Young 68  
Texas 69, **New Mexico** 66

**Wyoming** 79, Texas A&M 70

**Wyoming** 99, Loyola Marymount 90

**Wyoming** 62, Clemson 57

#### Semifinals (at New York City)

Wyoming 67, Florida 58

#### Finals (at New York City)

Ohio State 73, Wyoming 63

#### 1987

**Boise State** 62, Utah 61

Oregon State 85, **New Mexico** 82

#### 1988

**Evansville** 66, Utah 55

**New Mexico** 86, Pepperdine 75

**New Mexico** 78, Oregon 59

Ohio State 68, **New Mexico** 65

**Colorado State** 63, New Orleans 54

**Colorado State** 71, Houston 61

**Colorado State** 69, Arkansas State 49

#### Semifinals (at New York City)

Ohio State 64, Colorado State 62

#### Consolation (at New York City)

Colorado State 58, Boston College 57

#### 1989

**New Mexico** 91, Santa Clara 76

**New Mexico** 86, Pepperdine 69

St. Louis 66, **New Mexico** 65

California 73, Hawai'i 57

#### 1990

Hawai'i 69, Stanford 57

Hawai'i 84, Long Beach State 79

**New Mexico** 80, Hawai'i 58

**New Mexico** 89, Oregon 78

**New Mexico** 90, Oklahoma State 88

**New Mexico** 80, Hawai'i 58

#### Semifinals (at New York City)

St. Louis 80, New Mexico 73

#### Consolation (at New York City)

Penn State 83, New Mexico 81 (OT)

#### 1991

**Wyoming** 63, Butler 61

**Colorado** 83, Wyoming 75



# NIT HISTORY

## 1992

**New Mexico** 90, Louisiana Tech 84  
**New Mexico** 79, Washington State 71  
**Virginia** 76, New Mexico 71

**Utah** 72, Ball State 57  
**Utah** 60, **Arizona State** 58  
**Utah** 84, Rhode Island 72

**Semifinals (at New York City)**  
Notre Dame 58, Utah 55

**Consolation (at New York City)**  
Utah 81, Florida 78

## 1993

**UTEP** 67, Houston 61  
**Georgetown** 71, UTEP 44

## 1994

**Brigham Young** 74, Arizona State 67  
**Fresno State** 68, Brigham Young 66

**Fresno State** 79, Southern Cal 76 (OT)  
**Fresno State** 68, Brigham Young 66  
**Kansas State** 115, Fresno State 77

## 1995

**UTEP** 90, Montana 60  
New Mexico State 92, **UTEP** 89 (OT)

## 1996

Nebraska 91, **Colorado State** 83

**Fresno State** 58, Miami (OH) 57  
**Fresno State** 80, Michigan State 70  
Nebraska 83, **Fresno State** 71

## 1997

Nevada 97, **Fresno State** 86

**Hawai'i** 71, Oregon 61  
**UNLV** 89, Hawai'i 80

**UNLV** 66, Memphis 62  
**UNLV** 89, Hawai'i 80  
**Arkansas** 86, UNLV 73

**TCU** 85, Alabama-Birmingham 62  
**Notre Dame** 82, TCU 72

## 1998

**Minnesota** 77, Colorado State 65  
Gonzaga 69, **Wyoming** 55

**Hawai'i** 90, Arizona State 73  
**Hawai'i** 78, Gonzaga 70  
Fresno State 85, **Hawai'i** 83

Fresno State 73, **Pacific** 70  
**Fresno State** 83, Memphis 80  
Fresno State 85, **Hawai'i** 83

**Semifinals (at New York City)**  
Minnesota 91, Fresno State 89 (OT)

**Consolation (at New York City)**  
Georgia 95, Fresno State 79

## 1999

**Nebraska** 68, UNLV 55

TCU 72, **Kansas State** 71  
**TCU** 101, Nebraska 89  
Oregon 77, **TCU** 68

Colorado State 69, **Mississippi State** 56  
Colorado State 86, **Colorado** 76  
**California** 71, Colorado State 62

Wyoming 81, **Southern California** 77  
**Oregon** 93, Wyoming 72

**California** 79, Fresno State 71

## 2000

**Southwest Missouri State** 77, SMU 64

## 2001

**UTEP** 84, McNeese State 74  
**Memphis** 90, UTEP 65

**Tulsa** 75, UC-Irvine 71  
**Tulsa** 76, **Minnesota** 73 (OT)  
**Tulsa** 77, **Mississippi State** 75

**Semifinals (at New York City)**  
**Tulsa** 72, Memphis 64

## Finals (at New York City)

**Tulsa** 79, Alabama 60

## 2002

**Louisiana Tech** 83, Louisiana-Lafayette 63  
**Louisiana Tech** 83, Vanderbilt 68  
**Villanova** 67, Louisiana Tech 64

Temple 81, **Fresno State** 75

## 2003

**Texas Tech** 66, Nevada 54

Hawai'i 85, **UNLV** 68  
**Minnesota** 84, Hawai'i 70

## 2004

**Boise State** 84, UNLV 69  
**Boise State** 73, Wisconsin-Milwaukee 70  
**Marquette** 66, Boise State 53

Hawai'i 85, **Utah State** 74  
**Hawai'i** 84, Nebraska 83  
**Michigan** 88, Hawai'i 73

**Wisconsin-Milwaukee** 91, Rice 63

## 2005

**Southwest Missouri State** 105, Rice 82

## 2006

**Clemson** 69, Louisiana Tech 53

## 2007

**Michigan** 68, Utah State 58  
**Georgia** 88, Fresno State 78

## 2008

**Illinois St.** 61, Utah State 57

*Home team in boldface*



## PRESEASON NIT RESULTS

### 1985 (at Denver)

Washington 82, UTEP 53

### 1987

**New Mexico** 88, Weber State 72  
**New Mexico** 77, UCLA 66

**Semifinals (at New York City)**  
Seton Hall 88, New Mexico 67  
**Consolation (at New York City)**  
Iowa State 107, New Mexico 96

### 1988

**Wyoming** 70, SMU 65  
**Syracuse** 107, Wyoming 81

### 1989

**California** 70, Air Force 49

### 1990

East Tennessee State 83, **Brigham Young** 80

### 1991

Colorado State 80, **Boise State** 67  
**Georgia Tech** 84, Colorado State 67

### 1992

**UTEP** 90, George Mason 71  
**UCLA** 73, UTEP 72

### 1994

San Francisco 80, **New Mexico** 74

### 1995

Weber State 102, **Fresno State** 86

### 1996

**Tulsa** 77, **UCLA** 76 (OT)  
**Tulsa** 72, Oklahoma State 54

**Semifinals (at New York City)**  
Duke 72, **Tulsa** 67  
**Consolation (at New York City)**  
**Tulsa** 55, Evansville 51

### 1997

**UNLV** 84, Eastern Michigan 66  
**Kansas** 92, UNLV 68

### 1998

**Stanford** 86, SMU 51

### 2001

**Fresno State** 92, Montana State 70  
**Fresno State** 65, USC 58

**Semifinals (at New York City)**  
Wake Forest 62, Fresno State 61  
**Consolation (at New York City)**  
**Fresno State** 63, Michigan State 58

### 2002

Eastern Illinois 73, **Boise State** 59

Florida 76, Louisiana Tech 55

### 2003

**Nevada** 69, Vermont 49  
**Connecticut** 93, Nevada 79

### 2004

Wright State 72, **Tulsa** 66 (OT)

### 2005

**UCLA** 83, New Mexico State 70

*Home team in boldface*

## TOURNAMENT W-L RECORDS

## FORMER MEMBERS' RECORDS

|                         | BSU | FS  | UH  | UI  | LTU | NEV | NMSU | SJSU | USU | Others | TOTAL  |
|-------------------------|-----|-----|-----|-----|-----|-----|------|------|-----|--------|--------|
| <b>Boise State</b>      | -   | 3-0 | 1-0 | 0-0 | 0-1 | 1-0 | 1-1  | 0-0  | 1-0 | 2-4    | 9-6    |
| <b>Fresno State</b>     | 0-3 | -   | 1-1 | 0-0 | 2-0 | 0-1 | 0-0  | 0-0  | 0-0 | 7-8    | 10-13  |
| <b>Hawai'i</b>          | 0-1 | 1-1 | -   | 0-0 | 0-0 | 1-0 | 0-1  | 2-0  | 0-1 | 17-17  | *21-21 |
| <b>Idaho</b>            | 0-0 | 0-0 | 0-0 | -   | 0-0 | 0-2 | 0-1  | 1-0  | 0-0 | 0-0    | 1-3    |
| <b>Louisiana Tech</b>   | 1-0 | 0-2 | 0-0 | 0-0 | -   | 0-1 | 0-1  | 1-1  | 0-1 | 0-1    | 2-7    |
| <b>Nevada</b>           | 0-1 | 1-0 | 0-1 | 2-0 | 1-0 | -   | 1-1  | 0-0  | 1-1 | 5-2    | 11-6   |
| <b>New Mexico State</b> | 1-1 | 0-0 | 1-0 | 1-0 | 1-0 | 1-1 | -    | 0-0  | 1-0 | 0-0    | 6-2    |
| <b>San Jose State</b>   | 0-0 | 0-0 | 0-2 | 0-1 | 1-1 | 0-0 | 0-0  | -    | 0-2 | 1-5    | 2-11   |
| <b>Utah State</b>       | 0-1 | 0-0 | 1-0 | 0-0 | 1-0 | 1-1 | 0-1  | 2-0  | -   | 0-0    | 5-3    |

| Team            | WAC Tournament |
|-----------------|----------------|
| Air Force       | 4-13           |
| Brigham Young   | 12-13          |
| Colorado State  | 8-16           |
| UNLV            | 5-2            |
| New Mexico      | 22-14          |
| Rice            | 4-8            |
| San Diego State | 10-11          |
| SMU             | 6-9            |
| TCU             | 5-5            |
| UTEP            | *27-15         |
| Tulsa           | 12-8           |
| Utah            | 20-13          |
| Wyoming         | 10-13          |

\*Includes 1996 forfeit by UTEP against Hawai'i

## YEAR-BY-YEAR RESULTS

### 1984

**Seeds:** 1-UTEP, 2-BYU, 3-UNM, 4-UW, 5-CSU, 6-UH, 7-UU, 8-AFA

#### 1st Round

Utah 69, Hawai'i 65 (at Salt Lake City)  
Colorado State 61, Air Force 56 (at Fort Collins)

#### 2nd Round

New Mexico 56, Utah 45 (at Albuquerque)  
Wyoming 40, Colorado State 36 (at Laramie)

#### Semifinals (at El Paso)

New Mexico 64, Brigham Young 55  
UTEP 62, Wyoming 55

#### Finals (at El Paso)

UTEP 44, New Mexico 38

**Tournament MVP** Juden Smith, UTEP

### 1985

**Seeds:** 1-UTEP, 2-SDSU, 3-UNM, 4-CSU, 5-BYU, 6-UU, 7-UW, 8-UH, 9-AFA

#### 1st Round

Air Force 82, Brigham Young 79 (at Provo)  
Utah 61, Wyoming 60 (at Salt Lake City)  
Colorado State 73, Hawai'i 68 (OT) (at Fort Collins)

#### Quarterfinals

Utah 66, Air Force 64 (at Salt Lake City)  
New Mexico 62, Colorado State 56 (at Albuquerque)

#### Semifinals (at El Paso)

San Diego State 98, New Mexico 84  
UTEP 82, Utah 73 (OT)

#### Finals (at El Paso)

San Diego State 87, UTEP 81

#### All-Tournament Team

Leonard Allen, SDSU  
Dave Fietl, UTEP  
Luster Goodwin, UTEP (MVP)  
Manny Hendrix, UU  
Anthony Watson, SDSU

### 1986

**Seeds:** 1-UW, 2-UTEP, 3-UU, 4-BYU, 5-UNM, 6-SDSU, 7-CSU, 8-AFA, 9-UH

#### Preliminary Round

Air Force 64, Hawai'i 58 (at Colorado Springs)

#### Quarterfinals (at Laramie)

San Diego State 73, Utah 71  
UTEP 58, Colorado State 50

New Mexico 79, Brigham Young 68

Wyoming 67, Air Force 65

#### Semifinals (at Laramie)

UTEP 78, San Diego State 76  
Wyoming 56, New Mexico 54

#### Finals (at Laramie)

UTEP 65, Wyoming 64

#### All-Tournament Team

John Brown, UNM  
Fennis Dembo, UW  
Eric Leckner, UW (MVP)  
Juden Smith, UTEP  
Anthony Watson, SDSU

### 1987 (at Albuquerque)

**Seeds:** 1-UTEP, 2-BYU, 3-UNM, 4-UW, 5-UU, 6-CSU, 7-AFA, 8-UH, 9-SDSU

#### Preliminary Round

San Diego State 93, Hawai'i 90 (at San Diego)

#### Quarterfinals

New Mexico 92, Colorado State 77  
Wyoming 54, Utah 52  
Brigham Young 82, Air Force 79 (OT)  
UTEP 85, San Diego State 65

#### Semifinals

New Mexico 93, Brigham Young 86  
Wyoming 77, UTEP 74

#### Finals

Wyoming 64, New Mexico 62

#### All-Tournament Team

Hunter Greene, UNM  
Jeep Jackson, UTEP  
Eric Leckner, UW (MVP)  
Rob Loeffel, UNM  
Michael Smith, BYU

### 1988 (at Provo)

**Seeds:** 1-BYU, 2-UW, 3-UU, 4-UTEP, 5-UNM, 6-CSU, 7-SDSU, 8-AFA, 9-UH

#### Preliminary Round

Hawai'i 84, Air Force 76

#### Quarterfinals

Colorado State 78, Utah 68  
Wyoming 83, San Diego State 76  
UTEP 74, New Mexico 61  
Brigham Young 76, Hawai'i 74

#### Semifinals

Wyoming 60, Colorado State 58  
UTEP 66, Brigham Young 63

## Finals

Wyoming 79, UTEP 75

#### All-Tournament Team

Fennis Dembo, UW  
Pat Durham, CSU  
Tim Hardaway, UTEP  
Eric Leckner, UW (MVP)  
Chris Sandle, UTEP

### 1989 (at Salt Lake City)

**Seeds:** 1-CSU, 2-UTEP, 3-UNM, 4-UH, 5-BYU, 6-AFA, 7-UW, 8-UU, 9-SDSU

#### Preliminary Round

Utah 70, San Diego State 57

#### Quarterfinals

New Mexico 74, Air Force 60  
UTEP 88, Wyoming 81 (2OT)  
Hawai'i 72, Brigham Young 69  
Colorado State 52, Utah 50

#### Semifinals

UTEP 89, New Mexico 57  
Colorado State 50, Hawai'i 46

#### Finals

UTEP 73, Colorado State 60

#### All-Tournament Team

Reggie Cross, UH  
Pat Durham, CSU  
Tim Hardaway, UTEP (MVP)  
Michael Smith, BYU  
Prince Stewart, UTEP

### 1990 (at El Paso)

**Seeds:** 1-CSU, 2-BYU, 3-UH, 4-UTEP, 5-UNM, 6-UW, 7-UU, 8-SDSU, 9-AFA

#### Preliminary Round

Air Force 70, San Diego State 64 (OT)

#### Quarterfinals

Hawai'i 66, Wyoming 63  
Utah 62, Brigham Young 61 (OT)  
UTEP 78, New Mexico 61  
Air Force 58, Colorado State 51

#### Semifinals

UTEP 57, Air Force 54  
Hawai'i 66, Utah 60

#### Finals

UTEP 75, Hawai'i 58

#### All-Tournament Team

Troy Bowe, UH  
Jeff Bowling, AFA



# WAC TOURNAMENT HISTORY

Raymond Dudley, AFA  
Greg Foster, UTEP (MVP)  
Prince Stewart, UTEP

## 1991 (at Laramie)

**Seeds:** 1-UU, 2-BYU, 3-UNM, 4-UW,  
5-UTEP, 6-UH, 7-CSU, 8-SDSU, 9-AFA

### Preliminary Round

San Diego State 58, Air Force 51

### Quarterfinals

Hawai'i 68, New Mexico 67  
Brigham Young 69, Colorado State 56  
Wyoming 71, UTEP 67  
Utah 67, San Diego State 56

### Semifinals

Brigham Young 73, Hawai'i 71 (OT)  
Utah 67, Wyoming 63

### Finals

Brigham Young 51, Utah 49 (OT)

### All-Tournament Team

Shawn Bradley, BYU (MVP)  
Josh Grant, UU  
Ray Reed, UH  
Reggie Slater, UW  
Gary Trost, BYU

## 1992 (at Fort Collins)

**Seeds:** 1-BYU, 2-UTEP, 3-UNM, 4-UU,  
5-UH, 6-UW, 7-CSU, 8-AFA

### Quarterfinals

New Mexico 89, Wyoming 83  
UTEP 66, Colorado State 65  
BYU 72, Air Force 51  
Utah 81, Hawai'i 69

### Semifinals

UTEP 83, New Mexico 72  
Brigham Young 75, Utah 62

### Finals

Brigham Young 73, UTEP 71

### All-Tournament Team

Willie Banks, UNM  
Eddie Rivera, UTEP (MVP)  
Reginald Slater, UW  
Prince Stewart, UTEP  
Gary Trost, BYU

## 1993 (at Delta Center, SLC)

**Seeds:** 1-UU, 2-BYU, 3-UNM, 4-UTEP, 5-CSU,  
6-FS, 7-UH, 8-UW, 9-SDSU, 10-AFA

### Preliminary Round

Hawai'i 62, Air Force 54  
San Diego State 59, Wyoming 57

### Quarterfinals

New Mexico 72, Fresno State 48  
Brigham Young 85, Hawai'i 71  
Utah 85, San Diego State 64  
UTEP 70, Colorado State 65

### Semifinals

New Mexico 68, Brigham Young 59  
UTEP 90, Utah 85 (OT)

### Finals

New Mexico 76, UTEP 65

### All-Tournament Team

Josh Grant, UU  
Steve Logan, UNM  
Jared Miller, BYU  
Eddie Rivera, UTEP  
Ike Williams, UNM (MVP)

## 1994 (at Delta Center, SLC)

**Seeds:** 1-UNM, 2-FS, 3-BYU, 4-UH, 5-CSU,  
6-UU, 7-UTEP, 8-UW, 9-SDSU, 10-AFA

### Preliminary Round

UTEP 72, Air Force 58  
San Diego State 54, Wyoming 51

### Quarterfinals

Brigham Young 96, Utah 65  
Fresno State 88, UTEP 66  
New Mexico 61, San Diego State 56  
Hawai'i 65, Colorado State 61

### Semifinals

Brigham Young 87, Fresno State 72  
Hawai'i 61, New Mexico 58

### Finals

Hawai'i 73, Brigham Young 66

### All-Tournament Team

Greg Brown, UNM  
Carl Ray Harris, FS  
Russell Larson, BYU  
Kenneth Roberts, BYU  
Trevor Ruffin, UH (MVP)

## 1995 (at Albuquerque)

**Seeds:** 1-UU, 2-BYU, 3-UTEP, 4-UW, 5-UNM,  
6-UH, 7-CSU, 8-FS, 9-SDSU, 10-AFA

### Preliminary Round

Colorado State 84, Air Force 75  
San Diego State 71, Fresno State 57

### Quarterfinals

Hawai'i 66, UTEP 65  
Colorado State 75, Brigham Young 73  
Utah 72, San Diego State 63  
New Mexico 63, Wyoming 56

### Semifinals

Hawai'i 66, Colorado State 64  
Utah 86, New Mexico 50

### Finals

Utah 67, Hawai'i 54

### All-Tournament Team

Brandon Jessie, UU  
Tony Maroney, UH  
Delmonte Madison, CSU  
Keith Van Horn, UU (MVP)  
Joe Vogel, CSU

## 1996 (at Albuquerque)

**Seeds:** 1-UU, 2-UNM, 3-FS, 4-CSU, 5-BYU,  
6-UW, 7-SDSU, 8-UH, 9-UTEP, 10-AFA

### Preliminary Round

San Diego State 80, Air Force 69  
UTEP 77, Hawai'i 69 (Forfeit)

### Quarterfinals

Fresno State 91, Wyoming 82  
Colorado State 100, Brigham Young 84  
Utah 76, Hawai'i 63  
New Mexico 94, San Diego State 75

### Semifinals

New Mexico 104, Fresno State 99 (3OT)  
Utah 71, Colorado State 69

### Finals

New Mexico 64, Utah 60

### All-Tournament Team

David Evans, CSU  
Charles Smith, UNM  
Kenny Thomas, UNM (MVP)  
Keith Van Horn, UU  
Dominick Young, FS

## 1997 (at Las Vegas)

**Seeds:** P1-FS, P2-UH, P3-UNLV, P4-CSU, P5-UW,  
P6-SJSU; M1-UU, M2-TU, M3-UNM, M4-  
TCU, M5-SMU, M6-RU

### Preliminary Round

UNLV 71, Rice 61  
TCU 72, Wyoming 61  
SMU 93, Colorado State 89  
New Mexico 103, San Jose State 70

### Quarterfinals

Tulsa 68, UNLV 65  
TCU 106, Fresno State 81  
Utah 59, SMU 58  
New Mexico 65, Hawai'i 57

### Semifinals

TCU 64, Tulsa 59  
Utah 72, New Mexico 70

### Finals

Utah 89, TCU 68

### All-Tournament Team

Michael Doleac, UU  
Malcolm Johnson, TCU  
Mike Jones, TCU  
Lamont Long, UNM  
Keith Van Horn, UU (MVP)

## 1998 (at Las Vegas)

**Seeds:** P1-TCU, P2-FS, P3-TU, P4-UH, P5-SMU,  
P6-SDSU; M1-UU, M2-UNM, M3-UW, M4-  
CSU, M5-UNLV, M6-BYU

### Preliminary Round

Tulsa 59, Brigham Young 56  
SMU 76, Colorado State 71  
San Diego State 60, Wyoming 57 (OT)  
UNLV 64, Hawai'i 59

### Quarterfinals

New Mexico 60, Tulsa 59  
TCU 71, SMU 69  
Fresno State 92, San Diego State 57  
UNLV 54, Utah 51

### Semifinals

New Mexico 80, TCU 73  
UNLV 76, Fresno State 67

### Finals

UNLV 56, New Mexico 51

### All-Tournament Team

Mark Dickel, UNLV  
Brian Keefe, UNLV  
Lamont Long, UNM  
Tyrone Nesby, UNLV  
Kenny Thomas, UNM (MVP)

## 1999 (at Las Vegas)

**Seeds:** P1-UU, P2-UNM, P3-FS, P4-UTEP, P5-BYU,  
P6-SJSU; M1-UNLV, M2-TU, M3-RU, M4-  
TCU, M5-SMU, M6-CSU

### Preliminary Round

Fresno State 80, Colorado State 59  
Brigham Young 90, TCU 74  
Rice 64, San Jose State 61  
SMU 65, UTEP 64

### Quarterfinals

Tulsa 85, Fresno State 56  
Utah 81, Brigham Young 62  
New Mexico 51, Rice 49  
SMU 71, UNLV 70

## Semifinals

Utah 64, Tulsa 61 (OT)  
New Mexico 57, SMU 56

## Finals

Utah 60, New Mexico 45

## All-Tournament Team

Alex Jenson, UU (MVP)  
Andre Miller, UU  
Lamont Long, UNM  
Michael Ruffin, TU  
Jeryl Sasser, SMU

## 2000 (at Fresno)

**Seeds:** 1-TU, 2-FS, 3-SMU, 4-TCU, 5-SJSU, 6-UH,  
7-UTEP, 8-RU

## Quarterfinals

Tulsa 71, Rice 51  
TCU 84, San Jose State 71  
Hawai'i 87, SMU 82  
Fresno State 79, UTEP 70

## Semifinals

Tulsa 93, TCU 71  
Fresno State 103, Hawai'i 100 (2OT)

## Finals

Fresno State 75, Tulsa 72

*NOTE: Fresno State's participation vacated*

## All-Tournament Team

Courtney Alexander, FS (MVP)  
Terrance Roberson, FS  
Eric Coley, TU  
David Shelton, TU  
Troy Ostler, UH

## 2001 (at Tulsa)

**Seeds:** 1-FS, 2-TU, 3-UTEP, 4-TCU, 5-UH, 6-SMU,  
7-SJSU, 8-RU, 9-NEV

## Preliminary Round

Rice 60, Nevada 44

## Quarterfinals

Fresno State 60, Rice 52  
Hawai'i 99, TCU 79  
UTEP 74, SMU 70  
Tulsa 64, San Jose State 53

## Semifinals

Hawai'i 76, Fresno State 67  
Tulsa 59, UTEP 56

## Finals

Hawai'i 78, Tulsa 72 (OT)

## All-Tournament Team

Carl English, UH (MVP)  
Predrag Savovic, UH  
David Shelton, TU  
Antonio Reed, TU  
Kevin Johnson, TU

## 2002 (at Tulsa)

**Seeds:** 1-UH, 2-TU, 3-LTU, 4-SMU, 5-NEV, 6-FS,  
7-BSU, 8-RU, 9-SJSU, 10-UTEP

## First Round

San Jose State 58, Rice 57  
Boise State 73, UTEP 72 (OT)

## Quarterfinals

Hawai'i 71, San Jose State 56  
Nevada 72, SMU 66  
Fresno State 72, Louisiana Tech 69  
Tulsa 72, Boise State 53

## Semifinals

Hawai'i 90, Nevada 68  
Tulsa 81, Fresno State 65

## Finals

Hawai'i 73, Tulsa 59

## All-Tournament Team

Predrag Savovic, UH (MVP)  
Phil Martin, UH  
Kevin Johnson, TU  
Greg Harrington, TU  
Melvin Ely, FS

## 2003 (at Tulsa)

**Seeds:** 1-TU, 2-SMU, 3-NEV, 4-RU, 5-UH, 6-LTU,  
7-BSU, 8-SJSU, 9-UTEP

## First Round

UTEP 86, San Jose State 80

## Quarterfinals

SMU 65, Boise State 58  
Nevada 72, Louisiana Tech 66  
Hawai'i 62, Rice 61 (OT)  
Tulsa 81, UTEP 47

## Semifinals

Nevada 81, SMU 66  
Tulsa 66, Hawai'i 56

## Finals

Tulsa 75, Nevada 64

## All-Tournament Team

Kevin Jonson, TU (MVP)  
Dante Swanson, TU  
Kirk Snyder, NEV  
Carl English, UH  
Quinton Ross, SMU

## 2004 (at Fresno)

**Seeds:** 1-NEV, 2-UTEP, 3-BSU, 4-RU, 5-UH, 6-FS,  
7-LTU, 8-SMU, 9-TU, 10-SJSU

## First Round

SMU 79, Tulsa 60  
Louisiana Tech 57, San Jose State 51

## Quarterfinals

Nevada 75, SMU 60  
Rice 70, Hawai'i 68  
UTEP 62, Louisiana Tech 55  
Boise State 71, Fresno State 54

## Semifinals

Nevada 67, Rice 59  
UTEP 83, Boise State 75

## Finals

Nevada 66, UTEP 60

## All-Tournament Team

Kirk Snyder, NEV (MVP)  
Todd Okeson, NEV  
Omar Thomas, UTEP  
Filiberto Rivera, UTEP  
Jason Williams, UTEP

## 2005 (at Reno)

**Seeds:** 1-NEV, 2-UTEP, 3-RU, 4-FS, 5-LTU, 6-SMU,  
7-UH, 8-BSU, 9-TU, 10-SJSU

## First Round

Hawai'i 72, San Jose State 48  
Boise State 83, Tulsa 73

## Quarterfinals

UTEP 80, Hawai'i 62  
Rice 63, SMU 47  
Fresno State 84, Louisiana Tech 81 (OT)  
Boise State 73, Nevada 72

## Semifinals

UTEP 85, Rice 77  
Boise State 86, Fresno State 85

## Finals

UTEP 91, Boise State 76

## All-Tournament Team

Filiberto Rivera, UTEP (MVP)  
Omar Thomas, UTEP  
Jason Ellis, Boise State  
Jermaine Blackburn, Boise State  
Michael Harris, Rice

## 2006 (at Reno)

**Seeds:** 1-NEV, 2-USU, 3-LTU, 4-UH, 5-NMSU,  
6-BSU, 7-SJSU, 8-UI

## Quarterfinals

Louisiana Tech 75, Boise State 64  
Utah State 76, San Jose State 69  
Nevada 68, Idaho 55  
New Mexico State 58, Hawai'i 57

## Semifinals

Utah State 68, Louisiana Tech 64  
Nevada 70, New Mexico State 59

## Finals

Nevada 70, Utah State 63 (OT)

## All-Tournament Team

Nick Fazekas, Nevada (MVP)  
Marcelus Kemp, Nevada  
Mo Charlos, Nevada  
Nate Harris, Utah State  
Paul Millsap, Louisiana Tech

## 2007 (at Las Cruces)

**Seeds:** 1-NEV, 2-NMSU, 3-FS, 4-USU, 5-UH, 6-BSU,  
7-LTU, 8-SJSU, 9-UI

## First Round

Idaho 50, San Jose State

## Quarterfinals

Nevada 88, Idaho 56  
Utah State 73, Hawai'i 70  
Boise State 77, Fresno State 73  
New Mexico State 77, Louisiana Tech 70

## Semifinals

Utah State 79, Nevada 77  
New Mexico State 88, Boise State 69

## Finals

New Mexico State 72, Utah State 70

## All-Tournament Team

Justin Hawkins, NMSU (MVP)  
Elijah Ingram, NMSU, Marcelus Kemp, NEV  
Jaycee Carroll, USU, Chaz Spicer, USU

## 2008 (at Las Cruces)

**Seeds:** 1-USU, 2-NEV, 3-NMSU, 4-BSU, 5-UH, 6-UI,  
7-FS, 8-SJSU, 9-LTU

## First Round

San Jose State 64, Louisiana Tech 62

## Quarterfinals

Boise State 80, Hawai'i 74  
Utah State 85, San Jose State 65  
Nevada 64, Fresno State 57  
New Mexico State 73, Idaho 53

## Semifinals

Boise State 88, Utah State 78  
New Mexico State 83, Nevada 75

## Championship

Boise State 107, New Mexico State 102, 3OT

## All-Tournament Team

Reggie Larry, BSU (MVP)  
Justin Hawkins, NMSU, Jaycee Carroll, USU  
Matt Nelson, BSU, Matt Bauscher, BSU



# WAC TOURNAMENT RECORDS

## INDIVIDUAL

### Most Points

Game: 44 Mike Jones, TCU (FS), 1997  
 Tournament: 94 Mike Jones, TCU, 1997 (4 Games)

### Most Field Goals Made

Game: 17 Mike Jones, TCU (FS), 1997  
 Tournament: 37 Mike Jones, TCU, 1997 (4 Games)

### Most Field Goals Attempted

Game: 27 Chris Herren, FS (TCU), 1997  
 Tournament: 73 Mike Jones, TCU, 1997 (4 Games)

### Most 3-Point Field Goals Made

Game: 8 Jameel Mahmud, CSU (SMU), 1997 (8-11)  
 Tournament: 13 Brian Keefe, UNLV, 1998 (4 Games)

### Most 3-Point Field Goals Attempted

Game: 18 Dominick Young, FS (UNM), 1996  
 Tournament: 32 Malcolm Johnson, TCU, 1997 (4 Games)

### Best Field Goal Percentage

Game (10 att.): .923 Eric Leckner, UW (UNM, 13-14), 1987  
 Tournament: .710 Eric Leckner, UW, 1988 (22-31, 3 Games)

### Most Free Throws Made

Game: 15 Pat Durham, CSU (UH), 1989  
 15 Eddie Rivera, UTEP (UU), 1993  
 Tournament: 24 Omar Thomas, UTEP, 2005 (3 Games)

### Most Free Throws Attempted

Game: 20 Dave Feitl, UTEP (SDSU), 1985;  
 20 Pat Durham, CSU (UH), 1989  
 Tournament: 37 Pat Durham, CSU, 1989 (3 Games)

### Most Rebounds

Game: 21 Jason Ellis, BSU (TU), 2005  
 Tournament: 53 Jason Ellis, BSU, 2005 (4 Games)

### Most Assists

Game: 12 Mark Dickel, UNLV (UNM), 1998  
 Tournament: 31 Mark Dickel, UNLV, 1998 (4 Games)

### Most Blocked Shots

Game: 9 Menelik Barbary, SJSU (UI), 2007  
 Tournament: 11 David Van Dyke, UTEP, 1992 (3 Games);  
 11 Kevin Johnson, Tulsa, 2003 (3 Games)

## TEAM

### Most Points

Half: 59 New Mexico (CSU, 2nd), 1987  
 Game: 107 Boise State (NMSU), 2008

### Most Field Goals Made

Game: 42 New Mexico (SJSU), 1997

### Most Field Goals Attempted

Game: 83 New Mexico State (BSU), 2008

### Most 3-Point Field Goals Made

Game: 15 Colorado State (SMU), 1997 (Att. 23)  
 Tournament: 30 Boise State (3 Games), 2008

### Best Field Goal Percentage

Half: .852 Brigham Young (FS), 1994 (16-19)  
 Game: .659 Wyoming (AFA, 27-41), 1986

### Most Free Throws Made

Game: 30 Tulsa (UH), 2003

### Most Free Throws Attempted

Game: 42 New Mexico (BYU), 1986

### Best Free Throw Percentage

Game: .938 Fresno State (Tulsa, 15-16), 2000

### Most Rebounds

Game: 58 Hawai'i (CSU), 1994

### Most Assists

Game: 26 Hawai'i (TCU), 2001

### Most Personal Fouls

Game: 31 SJSU (UTEP), 2003

## DEFENSE

### Most Turnovers Caused

Game: 26 Fresno State (SDSU), 1998

### Fewest Points Allowed

Half: 13 Tulsa (UTEP, 1st), 2003  
 Game: 36 Wyoming (CSU), 1984

### Best FG Percentage Defense

Half: .121 New Mexico (SDSU, 2nd, 4-33), 1994  
 Game: .267 New Mexico (SDSU, 16-60), 1994



## MISCELLANEOUS

### Most Points, Both Teams

Game: 209 Boise State (107) vs. New Mexico State (102) (30T) 2008

### Fewest Points, Both Teams

Game: 76 Wyoming (40) vs. CSU (36), 1984

### Largest Winning Margin

Game: 36 Utah (86) vs. UNM (50), 1995

### Lowest Seed to Win Tournament

UNLV, seeded fifth, 1998  
 Hawai'i, seeded fifth, 2001

### Biggest Upset Based Upon Seeds

Air Force (9) defeated Colorado State (1) in 1990

## TOURNAMENT INFORMATION

### FINALS

| Year | Champion         | Runner-Up        |
|------|------------------|------------------|
| 1984 | UTEP             | New Mexico       |
| 1985 | San Diego State  | UTEP             |
| 1986 | UTEP             | Wyoming          |
| 1987 | Wyoming          | New Mexico       |
| 1988 | Wyoming          | UTEP             |
| 1989 | UTEP             | Colorado State   |
| 1990 | UTEP             | Hawai'i          |
| 1991 | Brigham Young    | Utah             |
| 1992 | Brigham Young    | UTEP             |
| 1993 | New Mexico       | UTEP             |
| 1994 | Hawai'i          | Brigham Young    |
| 1995 | Utah             | Hawai'i          |
| 1996 | New Mexico       | Utah             |
| 1997 | Utah             | TCU              |
| 1998 | UNLV             | New Mexico       |
| 1999 | Utah             | New Mexico       |
| 2000 | Vacated          | Tulsa            |
| 2001 | Hawai'i          | Tulsa            |
| 2002 | Hawai'i          | Tulsa            |
| 2003 | Tulsa            | Nevada           |
| 2004 | Nevada           | UTEP             |
| 2005 | UTEP             | Boise State      |
| 2006 | Nevada           | Utah State       |
| 2007 | New Mexico State | Utah State       |
| 2008 | Boise State      | New Mexico State |

### MVPs

| Year | Name, School           |
|------|------------------------|
| 1984 | Juden Smith, UTEP      |
| 1985 | Luster Goodwin, UTEP   |
| 1986 | Eric Leckner, UW       |
| 1987 | Eric Leckner, UW       |
| 1988 | Eric Leckner, UW       |
| 1989 | Tim Hardaway, UTEP     |
| 1990 | Greg Foster, UTEP      |
| 1991 | Shawn Bradley, BYU     |
| 1992 | Eddie Rivera, UTEP     |
| 1993 | Ike Williams, UNM      |
| 1994 | Trevor Ruffin, UH      |
| 1995 | Keith Van Horn, UU     |
| 1996 | Kenny Thomas, UNM      |
| 1997 | Keith Van Horn, UU     |
| 1998 | Kenny Thomas, UNM      |
| 1999 | Alex Jensen, UU        |
| 2000 | Courtney Alexander, FS |
| 2001 | Carl English, UH       |
| 2002 | Predrag Savovic, UH    |
| 2003 | Kevin Johnson, TU      |
| 2004 | Kirk Snyder, NEV       |
| 2005 | Filiberto Rivera, UTEP |
| 2006 | Nick Fazekas, NEV      |
| 2007 | Justin Hawkins, NMSU   |
| 2008 | Reggie Larry, BSU      |



**MARCH 11 (FIRST ROUND)**

**Game 1-Louisiana Tech vs. San Jose State (4,384)**

|                   | TOT-FG       |              |            | 3-PT           |           |           | REBOUNDS  |           |          |          |            | MIN |
|-------------------|--------------|--------------|------------|----------------|-----------|-----------|-----------|-----------|----------|----------|------------|-----|
|                   | FG-FGA       | FG-FGA       | FT-FTA     | O-D-TOT        | PF        | TP        | A         | TO        | BLK      | S        |            |     |
| Louisiana Tech    | 0-2          | 0-0          | 0-0        | 0-1-1          | 4         | 0         | 1         | 1         | 0        | 0        | 13         |     |
| Rogers, Adrian*   | 0-2          | 0-0          | 0-0        | 0-1-1          | 4         | 0         | 1         | 1         | 0        | 0        | 13         |     |
| Washington, Drew* | 5-9          | 2-5          | 1-1        | 1-2-3          | 1         | 13        | 4         | 0         | 0        | 2        | 34         |     |
| Clark, Jonathan*  | 6-9          | 5-7          | 0-0        | 0-2-2          | 1         | 17        | 2         | 1         | 0        | 1        | 40         |     |
| Gibson, Kyle*     | 4-9          | 3-6          | 3-3        | 0-3-3          | 3         | 14        | 5         | 3         | 1        | 1        | 40         |     |
| Lathan, Dwayne*   | 2-10         | 2-3          | 0-0        | 4-6-10         | 3         | 6         | 0         | 1         | 0        | 0        | 32         |     |
| Loe, James        | 3-8          | 0-4          | 0-0        | 1-3-4          | 1         | 6         | 2         | 2         | 0        | 0        | 17         |     |
| Tims, Orren       | 3-10         | 0-1          | 0-0        | 1-3-4          | 0         | 6         | 1         | 4         | 0        | 0        | 22         |     |
| Marshall, J.J.    | 0-0          | 0-0          | 0-0        | 0-0-0          | 1         | 0         | 1         | 0         | 0        | 0        | 2          |     |
| Team              | 0-0          | 0-0          | 0-0        | 1-0-1          | 0         | 0         | 0         | 0         | 0        | 0        | 0          |     |
| <b>Totals</b>     | <b>23-57</b> | <b>12-26</b> | <b>4-4</b> | <b>8-20-28</b> | <b>14</b> | <b>62</b> | <b>16</b> | <b>12</b> | <b>1</b> | <b>4</b> | <b>200</b> |     |

|                   | TOT-FG       |            |              | 3-PT            |          |           | REBOUNDS |           |          |          |            | MIN |
|-------------------|--------------|------------|--------------|-----------------|----------|-----------|----------|-----------|----------|----------|------------|-----|
|                   | FG-FGA       | FG-FGA     | FT-FTA       | O-D-TOT         | PF       | TP        | A        | TO        | BLK      | S        |            |     |
| San Jose State    | 4-11         | 1-6        | 7-8          | 1-8-9           | 0        | 16        | 0        | 1         | 1        | 1        | 32         |     |
| Pierce, Tim*      | 4-11         | 1-6        | 7-8          | 1-8-9           | 0        | 16        | 0        | 1         | 1        | 1        | 32         |     |
| Webster, C.J.*    | 6-9          | 0-0        | 1-2          | 3-5-8           | 4        | 13        | 2        | 4         | 0        | 0        | 27         |     |
| Oakes, Chris*     | 5-9          | 0-0        | 1-2          | 3-4-7           | 1        | 11        | 2        | 3         | 2        | 0        | 33         |     |
| Graham, Justin*   | 1-7          | 0-0        | 1-2          | 0-3-3           | 1        | 3         | 3        | 3         | 0        | 0        | 35         |     |
| Wright, DaShawn*  | 8-11         | 0-0        | 1-2          | 4-2-6           | 1        | 17        | 0        | 0         | 0        | 1        | 33         |     |
| Thomas, DeVonte   | 0-3          | 0-0        | 0-0          | 1-3-4           | 0        | 0         | 0        | 0         | 0        | 0        | 14         |     |
| Hill, Jamon       | 2-3          | 0-1        | 0-0          | 0-0-0           | 1        | 4         | 2        | 0         | 0        | 0        | 12         |     |
| Peterson, Mac     | 0-2          | 0-2        | 0-0          | 1-1-2           | 0        | 0         | 0        | 0         | 0        | 0        | 7          |     |
| Caballero, Oliver | 0-0          | 0-0        | 0-0          | 0-0-0           | 1        | 0         | 0        | 2         | 0        | 0        | 1          |     |
| Holloway, Lance   | 0-0          | 0-0        | 0-0          | 0-0-0           | 0        | 0         | 0        | 0         | 0        | 0        | 6          |     |
| Team              | 0-0          | 0-0        | 0-0          | 0-0-0           | 0        | 0         | 0        | 0         | 0        | 0        | 0          |     |
| <b>Totals</b>     | <b>26-55</b> | <b>1-9</b> | <b>11-16</b> | <b>13-26-39</b> | <b>9</b> | <b>64</b> | <b>9</b> | <b>13</b> | <b>3</b> | <b>2</b> | <b>200</b> |     |

|                | 1st | 2nd | Final |
|----------------|-----|-----|-------|
| Louisiana Tech | 27  | 35  | 62    |
| San Jose State | 31  | 33  | 64    |

**MARCH 13 (QUARTERFINAL)**

**Game 3-San Jose State vs. Utah State (4,628)**

|                   | TOT-FG       |            |             | 3-PT            |           |           | REBOUNDS |           |          |          |            | MIN |
|-------------------|--------------|------------|-------------|-----------------|-----------|-----------|----------|-----------|----------|----------|------------|-----|
|                   | FG-FGA       | FG-FGA     | FT-FTA      | O-D-TOT         | PF        | TP        | A        | TO        | BLK      | S        |            |     |
| San Jose State    | 1-5          | 0-2        | 0-0         | 0-0-0           | 1         | 2         | 0        | 2         | 0        | 1        | 21         |     |
| Pierce, Tim*      | 1-5          | 0-2        | 0-0         | 0-0-0           | 1         | 2         | 0        | 2         | 0        | 1        | 21         |     |
| Webster, C.J.*    | 7-13         | 0-0        | 2-3         | 1-6-7           | 2         | 16        | 1        | 0         | 0        | 0        | 36         |     |
| Oakes, Chris*     | 2-7          | 0-0        | 3-4         | 3-4-7           | 2         | 7         | 0        | 2         | 2        | 0        | 25         |     |
| Graham, Justin*   | 2-7          | 0-1        | 0-1         | 2-1-3           | 2         | 4         | 2        | 6         | 1        | 0        | 33         |     |
| Wright, DaShawn*  | 8-11         | 0-0        | 0-0         | 3-1-4           | 3         | 16        | 1        | 2         | 0        | 1        | 31         |     |
| Goins, Darion     | 0-0          | 0-0        | 0-0         | 0-0-0           | 0         | 0         | 0        | 0         | 0        | 0        | 1          |     |
| Udeoji, Joe       | 1-1          | 1-1        | 0-1         | 1-0-1           | 0         | 3         | 0        | 0         | 0        | 0        | 2          |     |
| Thomas, DeVonte   | 2-3          | 0-0        | 1-2         | 1-0-1           | 1         | 5         | 0        | 0         | 0        | 1        | 5          |     |
| Hill, Jamon       | 2-2          | 1-1        | 2-2         | 0-2-2           | 0         | 7         | 2        | 0         | 0        | 0        | 19         |     |
| Peterson, Mac     | 0-2          | 0-2        | 0-0         | 0-0-0           | 1         | 0         | 0        | 1         | 0        | 0        | 15         |     |
| Caballero, Oliver | 2-3          | 0-0        | 0-0         | 3-1-4           | 0         | 4         | 0        | 2         | 0        | 0        | 6          |     |
| Holloway, Lance   | 0-1          | 0-0        | 0-0         | 0-3-3           | 0         | 0         | 0        | 0         | 1        | 0        | 4          |     |
| Fleming, Kevin    | 0-0          | 0-0        | 1-2         | 0-0-0           | 2         | 1         | 1        | 1         | 0        | 0        | 2          |     |
| Team              | 0-0          | 0-0        | 0-0         | 0-0-0           | 0         | 0         | 0        | 0         | 0        | 0        | 0          |     |
| <b>Totals</b>     | <b>27-55</b> | <b>2-7</b> | <b>9-15</b> | <b>14-18-32</b> | <b>14</b> | <b>65</b> | <b>7</b> | <b>16</b> | <b>4</b> | <b>3</b> | <b>200</b> |     |

|                     | TOT-FG       |              |             | 3-PT            |           |           | REBOUNDS  |           |          |          |            | MIN |
|---------------------|--------------|--------------|-------------|-----------------|-----------|-----------|-----------|-----------|----------|----------|------------|-----|
|                     | FG-FGA       | FG-FGA       | FT-FTA      | O-D-TOT         | PF        | TP        | A         | TO        | BLK      | S        |            |     |
| Utah State          | 6-12         | 0-0          | 3-4         | 2-7-9           | 2         | 15        | 3         | 2         | 6        | 1        | 31         |     |
| Wesley, Tai*        | 6-12         | 0-0          | 3-4         | 2-7-9           | 2         | 15        | 3         | 2         | 6        | 1        | 31         |     |
| Wilkinson, Gary*    | 6-10         | 0-2          | 3-5         | 3-6-9           | 1         | 15        | 1         | 2         | 0        | 0        | 33         |     |
| Clark, Kris*        | 0-4          | 0-0          | 0-0         | 0-0-0           | 1         | 0         | 6         | 1         | 0        | 0        | 26         |     |
| Carroll, Jaycee*    | 10-14        | 4-6          | 0-0         | 1-2-3           | 1         | 24        | 0         | 2         | 1        | 1        | 38         |     |
| Newbold, Tyler*     | 7-8          | 5-6          | 0-0         | 0-1-1           | 3         | 19        | 0         | 0         | 0        | 0        | 24         |     |
| Williams, Pooh      | 1-2          | 1-1          | 1-2         | 0-1-1           | 2         | 4         | 2         | 3         | 0        | 1        | 17         |     |
| Spraggins, DeUndrae | 0-0          | 0-0          | 0-0         | 0-0-0           | 0         | 0         | 0         | 0         | 0        | 0        | 1          |     |
| Stephens, Desmond   | 1-4          | 0-1          | 0-0         | 0-0-0           | 2         | 2         | 3         | 0         | 0        | 1        | 14         |     |
| Niang, Modou        | 0-0          | 0-0          | 0-0         | 0-1-1           | 0         | 0         | 0         | 0         | 0        | 0        | 1          |     |
| DuCharme, Stephen   | 2-5          | 0-0          | 1-1         | 2-0-2           | 4         | 5         | 0         | 0         | 0        | 0        | 14         |     |
| Formisano, Matt     | 0-0          | 0-0          | 1-2         | 0-0-0           | 2         | 1         | 0         | 0         | 0        | 0        | 1          |     |
| TEAM                | 0-0          | 0-0          | 0-0         | 2-1-3           | 0         | 0         | 0         | 0         | 0        | 0        | 0          |     |
| <b>Totals</b>       | <b>33-59</b> | <b>10-16</b> | <b>9-14</b> | <b>10-19-29</b> | <b>18</b> | <b>85</b> | <b>15</b> | <b>10</b> | <b>7</b> | <b>4</b> | <b>200</b> |     |

|                | 1st | 2nd | Final |
|----------------|-----|-----|-------|
| San Jose State | 27  | 38  | 65    |
| Utah State     | 39  | 42  | 81    |

**MARCH 13 (QUARTERFINAL)**

**Game 2-Hawai'i vs. Boise State (4,628)**

|                       | TOT-FG       |             |              | 3-PT           |           |           | REBOUNDS  |           |          |          |            | MIN |
|-----------------------|--------------|-------------|--------------|----------------|-----------|-----------|-----------|-----------|----------|----------|------------|-----|
|                       | FG-FGA       | FG-FGA      | FT-FTA       | O-D-TOT        | PF        | TP        | A         | TO        | BLK      | S        |            |     |
| Hawai'i               | 1-4          | 0-2         | 5-5          | 0-4-4          | 3         | 7         | 0         | 0         | 1        | 1        | 25         |     |
| Nash, Bobby*          | 1-4          | 0-2         | 5-5          | 0-4-4          | 3         | 7         | 0         | 0         | 1        | 1        | 25         |     |
| Amis, Bill*           | 5-7          | 0-1         | 0-0          | 1-1-2          | 5         | 10        | 1         | 0         | 0        | 1        | 24         |     |
| Gibson, Matt*         | 5-12         | 2-7         | 5-7          | 1-4-5          | 3         | 17        | 1         | 2         | 0        | 2        | 30         |     |
| Dillinger, Jared*     | 5-12         | 4-9         | 0-1          | 0-1-1          | 5         | 14        | 3         | 3         | 0        | 0        | 33         |     |
| Luettergerodt, Riley* | 6-16         | 2-6         | 3-3          | 3-3-6          | 4         | 17        | 4         | 3         | 0        | 0        | 40         |     |
| Nitoto, Kareem        | 0-4          | 0-1         | 1-2          | 1-0-1          | 3         | 1         | 2         | 1         | 0        | 1        | 16         |     |
| Campbell, Paul        | 0-0          | 0-0         | 0-0          | 0-0-0          | 0         | 0         | 0         | 0         | 0        | 0        | 1          |     |
| Mayen, Adhar          | 0-0          | 0-0         | 2-2          | 0-0-0          | 4         | 2         | 0         | 0         | 0        | 0        | 7          |     |
| Owsley, P.J.          | 2-6          | 0-0         | 2-2          | 2-3-5          | 3         | 6         | 1         | 3         | 0        | 1        | 23         |     |
| Veit, Alex            | 0-1          | 0-0         | 0-0          | 0-1-1          | 0         | 0         | 0         | 0         | 0        | 0        | 1          |     |
| Team                  | 0-0          | 0-0         | 0-0          | 1-1-2          | 0         | 0         | 0         | 0         | 0        | 0        | 0          |     |
| <b>Totals</b>         | <b>24-62</b> | <b>8-26</b> | <b>18-22</b> | <b>9-18-27</b> | <b>30</b> | <b>74</b> | <b>12</b> | <b>12</b> | <b>1</b> | <b>6</b> | <b>200</b> |     |

|                  | TOT-FG       |             |              | 3-PT           |           |           | REBOUNDS  |           |          |          |            | MIN |
|------------------|--------------|-------------|--------------|----------------|-----------|-----------|-----------|-----------|----------|----------|------------|-----|
|                  | FG-FGA       | FG-FGA      | FT-FTA       | O-D-TOT        | PF        | TP        | A         | TO        | BLK      | S        |            |     |
| Boise State      | 2-5          | 2-4         | 8-8          | 0-3-3          | 4         | 14        | 4         | 0         | 0        | 0        | 23         |     |
| Tiedeman, Tyler  | 2-5          | 2-4         | 8-8          | 0-3-3          | 4         | 14        | 4         | 0         | 0        | 0        | 23         |     |
| Nelson, Matt     | 3-6          | 0-0         | 4-6          | 0-3-3          | 3         | 10        | 2         | 3         | 0        | 1        | 26         |     |
| Larry, Reggie    | 8-16         | 2-4         | 8-12         | 2-7-9          | 1         | 26        | 2         | 4         | 1        | 0        | 37         |     |
| Thomas, Anthony  | 2-2          | 1-1         | 0-0          | 0-4-4          | 3         | 5         | 4         | 8         | 0        | 0        | 28         |     |
| Bauscher, Matt   | 2-2          | 2-2         | 3-5          | 1-3-4          | 1         | 9         | 2         | 2         | 0        | 0        | 34         |     |
| Greene, Jamar    | 2-3          | 2-3         | 0-0          | 0-1-1          | 3         | 6         | 0         | 2         | 0        | 0        | 14         |     |
| Garner, Aaron    | 0-0          | 0-0         | 0-0          | 0-0-0          | 0         | 0         | 0         | 0         | 0        | 0        | 2          |     |
| Noonan, Paul     | 1-1          | 0-0         | 6-7          | 0-1-1          | 1         | 8         | 0         | 1         | 0        | 0        | 18         |     |
| Sanchez, Mark    | 0-0          | 0-0         | 0-0          | 0-0-0          | 2         | 0         | 0         | 0         | 0        | 0        | 10         |     |
| Cunningham, Kurt | 1-2          | 0-0         | 0-0          | 1-6-7          | 1         | 2         | 0         | 1         | 1        | 0        | 8          |     |
| Team             | 0-0          | 0-0         | 0-0          | 1-4-5          | 0         | 0         | 0         | 1         | 0        | 0        | 0          |     |
| <b>Totals</b>    | <b>21-37</b> | <b>9-14</b> | <b>29-38</b> | <b>5-32-37</b> | <b>19</b> | <b>80</b> | <b>14</b> | <b>22</b> | <b>2</b> | <b>1</b> | <b>200</b> |     |

|             | 1st | 2nd | Final |
|-------------|-----|-----|-------|
| Hawai'i     | 35  | 39  | 74    |
| Boise State | 27  | 53  | 80    |

**MARCH 13 (QUARTERFINAL)**

**Game 4-Fresno State vs. Nevada (7,124)**

|                     | TOT-FG |        |        | 3-PT    |    |    | REBOUNDS |    |     |   |    | MIN |
|---------------------|--------|--------|--------|---------|----|----|----------|----|-----|---|----|-----|
|                     | FG-FGA | FG-FGA | FT-FTA | O-D-TOT | PF | TP | A        | TO | BLK | S |    |     |
| Fresno State        | 1-3    | 0-0    | 0-0    | 0-4-4   | 1  | 2  | 0        | 0  | 0   | 0 | 17 |     |
| Golubovic, Nedeljko | 1-3    | 0-0    | 0-0    | 0-4-4   | 1  | 2  | 0        | 0  | 0   | 0 | 17 |     |
| Hernandez, Hector   | 4-12   | 1-5    | 0-0    | 1-5-6   | 1  | 9  | 0        | 0  | 1   | 1 | 27 |     |
| Bell, Kevin         | 4-16   | 2-5    | 1-2    | 0-0-0   | 2  | 11 | 4        | 2  | 0   | 2 | 37 |     |
| O'Neil, Dwight      | 1-7    | 0-2    | 2-6    | 3-9-12  | 3  | 4  | 3        | 2  | 0   | 0 | 31 |     |
| Miller, Eddie       | 4-14   | 3-10   | 0-0    | 3-1-4   | 1  | 11 | 1        | 1  | 2   | 1 | 38 |     |
| Taylor, Shawn       | 0-0    | 0-0    | 0-0    | 0-0-0   | 1  | 0  | 1        | 0  | 0   | 0 | 2  |     |
| Ambers, Jordan      | 0-0    | 0-0    | 0-0    | 0-0-0   | 0  | 0  | 0        | 0  | 0   | 0 | 0  |     |
|                     |        |        |        |         |    |    |          |    |     |   |    |     |



# WAC TOURNAMENT 2008

## MARCH 13 (QUARTERFINAL)

### Game 5-Idaho vs. New Mexico State (7,124)

|                   | TOT-FG       |             | 3-PT        | REBOUNDS        |           |           |          |           |          |          | MIN        |
|-------------------|--------------|-------------|-------------|-----------------|-----------|-----------|----------|-----------|----------|----------|------------|
|                   | FG-FGA       | FG-FGA      | FT-FTA      | O-D-TOT         | PF        | TP        | A        | TO        | BLK      | S        |            |
| <b>Idaho</b>      | 2-5          | 0-1         | 0-0         | 4-2-6           | 1         | 4         | 1        | 2         | 0        | 1        | 24         |
| Johnson, Clyde*   | 3-11         | 2-8         | 0-1         | 2-4-6           | 0         | 8         | 2        | 1         | 0        | 0        | 29         |
| Crowell, Michael* | 1-8          | 0-0         | 0-2         | 2-1-3           | 2         | 2         | 3        | 3         | 2        | 1        | 32         |
| Brooks, Jordan*   | 4-5          | 0-0         | 0-0         | 2-3-5           | 3         | 8         | 0        | 2         | 0        | 0        | 19         |
| Hall, Mike*       | 3-16         | 2-10        | 0-0         | 1-0-1           | 2         | 8         | 0        | 1         | 0        | 2        | 35         |
| Brown, Brandon    | 2-2          | 0-0         | 0-2         | 0-1-1           | 3         | 4         | 1        | 3         | 0        | 0        | 9          |
| Nagle, Darin      | 4-7          | 1-4         | 3-6         | 1-6-7           | 2         | 12        | 1        | 0         | 3        | 0        | 23         |
| Morris, Trevor    | 2-6          | 1-3         | 0-0         | 0-2-2           | 1         | 5         | 1        | 0         | 0        | 0        | 15         |
| Kale, Mike        | 1-3          | 0-0         | 0-2         | 3-0-3           | 1         | 2         | 0        | 1         | 0        | 0        | 14         |
| Team              | 0-0          | 0-0         | 0-0         | 1-0-1           | 0         | 0         | 0        | 0         | 0        | 0        | 0          |
| <b>Totals</b>     | <b>22-63</b> | <b>6-26</b> | <b>3-13</b> | <b>16-19-35</b> | <b>15</b> | <b>53</b> | <b>9</b> | <b>13</b> | <b>5</b> | <b>4</b> | <b>200</b> |

|                         | TOT-FG       |              | 3-PT         | REBOUNDS        |           |           |           |           |          |          | MIN        |
|-------------------------|--------------|--------------|--------------|-----------------|-----------|-----------|-----------|-----------|----------|----------|------------|
|                         | FG-FGA       | FG-FGA       | FT-FTA       | O-D-TOT         | PF        | TP        | A         | TO        | BLK      | S        |            |
| <b>New Mexico State</b> | 8-14         | 3-4          | 7-9          | 5-8-13          | 2         | 26        | 0         | 2         | 0        | 0        | 31         |
| Hawkins, Justin*        | 0-8          | 0-1          | 2-2          | 3-1-4           | 5         | 2         | 0         | 4         | 0        | 2        | 19         |
| Pope, Herb*             | 2-3          | 0-0          | 2-4          | 3-7-10          | 2         | 6         | 2         | 3         | 1        | 0        | 25         |
| Passos, Hatila*         | 4-7          | 4-5          | 0-0          | 1-4-5           | 1         | 12        | 6         | 2         | 1        | 0        | 31         |
| Peete, Fred*            | 4-8          | 2-4          | 2-2          | 0-0-0           | 0         | 12        | 4         | 1         | 0        | 1        | 32         |
| Gibson, Jonathan*       | 0-0          | 0-0          | 0-0          | 0-0-0           | 0         | 0         | 0         | 3         | 0        | 0        | 4          |
| Luster, JayDee          | 4-7          | 1-3          | 2-2          | 1-2-3           | 0         | 11        | 1         | 1         | 0        | 0        | 20         |
| Young, Jahmar           | 0-0          | 0-0          | 0-0          | 0-1-1           | 0         | 0         | 0         | 0         | 0        | 0        | 2          |
| Jones, DeAngelo         | 1-3          | 0-0          | 0-0          | 0-4-4           | 1         | 2         | 1         | 1         | 0        | 0        | 18         |
| McKines, Wendell        | 0-1          | 0-0          | 0-0          | 0-3-3           | 2         | 0         | 1         | 1         | 0        | 0        | 11         |
| Iiti, Martin            | 0-2          | 0-1          | 0-0          | 0-0-0           | 0         | 0         | 0         | 0         | 0        | 0        | 3          |
| Castillo, Gordo         | 1-1          | 0-0          | 0-0          | 0-0-0           | 1         | 2         | 0         | 0         | 0        | 0        | 4          |
| Steward, Trei           | 0-0          | 0-0          | 0-0          | 1-0-1           | 0         | 0         | 0         | 0         | 0        | 0        | 0          |
| Team                    | 0-0          | 0-0          | 0-0          | 0-0-0           | 0         | 0         | 0         | 0         | 0        | 0        | 0          |
| <b>Totals</b>           | <b>24-54</b> | <b>10-18</b> | <b>15-19</b> | <b>14-30-44</b> | <b>14</b> | <b>73</b> | <b>15</b> | <b>18</b> | <b>2</b> | <b>3</b> | <b>200</b> |

|                  | 1st | 2nd | Final |
|------------------|-----|-----|-------|
| Idaho            | 25  | 28  | 53    |
| New Mexico State | 36  | 37  | 73    |

## MARCH 14 (SEMIFINAL)

### Game 7-New Mexico State vs. Nevada (9,893)

|                         | TOT-FG       |             | 3-PT         | REBOUNDS        |           |           |           |           |          |          | MIN        |
|-------------------------|--------------|-------------|--------------|-----------------|-----------|-----------|-----------|-----------|----------|----------|------------|
|                         | FG-FGA       | FG-FGA      | FT-FTA       | O-D-TOT         | PF        | TP        | A         | TO        | BLK      | S        |            |
| <b>New Mexico State</b> | 6-12         | 2-4         | 9-14         | 2-3-5           | 2         | 23        | 2         | 3         | 0        | 0        | 30         |
| Hawkins, Justin*        | 8-12         | 0-0         | 2-5          | 3-10-13         | 0         | 18        | 2         | 1         | 1        | 1        | 39         |
| Pope, Herb*             | 3-6          | 0-0         | 4-6          | 2-6-8           | 4         | 10        | 1         | 1         | 1        | 0        | 22         |
| Passos, Hatila*         | 2-9          | 1-2         | 3-6          | 2-4-6           | 1         | 8         | 5         | 2         | 0        | 1        | 35         |
| Peete, Fred*            | 2-3          | 1-2         | 0-0          | 0-1-1           | 2         | 5         | 0         | 1         | 0        | 2        | 22         |
| Gibson, Jonathan*       | 3-15         | 0-2         | 2-2          | 5-0-5           | 3         | 8         | 1         | 0         | 0        | 3        | 24         |
| Young, Jahmar           | 3-3          | 0-0         | 0-0          | 1-2-3           | 4         | 6         | 0         | 0         | 0        | 0        | 10         |
| McKines, Wendell        | 2-4          | 0-0         | 1-7          | 5-3-8           | 4         | 5         | 0         | 4         | 0        | 0        | 18         |
| Iiti, Martin            | 0-0          | 0-0         | 0-0          | 3-0-3           | 0         | 0         | 0         | 0         | 0        | 0        | 0          |
| Team                    | 0-0          | 0-0         | 0-0          | 0-0-0           | 0         | 0         | 0         | 0         | 0        | 0        | 0          |
| <b>Totals</b>           | <b>29-64</b> | <b>4-10</b> | <b>21-40</b> | <b>23-29-52</b> | <b>20</b> | <b>83</b> | <b>11</b> | <b>12</b> | <b>2</b> | <b>7</b> | <b>200</b> |

|                     | TOT-FG       |              | 3-PT         | REBOUNDS       |           |           |           |           |          |          | MIN        |
|---------------------|--------------|--------------|--------------|----------------|-----------|-----------|-----------|-----------|----------|----------|------------|
|                     | FG-FGA       | FG-FGA       | FT-FTA       | O-D-TOT        | PF        | TP        | A         | TO        | BLK      | S        |            |
| <b>Nevada</b>       | 4-6          | 0-0          | 1-2          | 1-5-6          | 2         | 9         | 0         | 2         | 1        | 0        | 30         |
| Johnson, Demarshay* | 0-0          | 0-0          | 0-0          | 0-1-1          | 1         | 0         | 0         | 1         | 0        | 0        | 14         |
| LaGrone, Matt*      | 1-2          | 0-1          | 1-1          | 2-2-4          | 3         | 3         | 1         | 0         | 0        | 0        | 15         |
| Cooke, Malik*       | 2-6          | 2-5          | 4-4          | 0-1-1          | 1         | 10        | 4         | 2         | 1        | 1        | 30         |
| Fields, Brandon*    | 1-3          | 0-2          | 0-0          | 0-0-0          | 2         | 2         | 1         | 0         | 0        | 0        | 16         |
| Burleson, Lyndale*  | 4-9          | 3-4          | 6-7          | 0-3-3          | 5         | 17        | 4         | 3         | 0        | 0        | 27         |
| Johnson, Armon      | 0-0          | 0-0          | 0-0          | 0-0-0          | 0         | 0         | 0         | 0         | 0        | 0        | 1          |
| Kraemer, Ray        | 6-15         | 5-10         | 2-2          | 1-3-4          | 5         | 19        | 3         | 0         | 0        | 0        | 33         |
| Kemp, Marcellus     | 0-1          | 0-0          | 0-0          | 0-0-0          | 1         | 0         | 0         | 1         | 0        | 0        | 2          |
| Ellis, David        | 6-13         | 0-2          | 3-4          | 1-4-5          | 4         | 15        | 0         | 5         | 4        | 0        | 32         |
| McGee, JaVale       | 0-0          | 0-0          | 0-0          | 0-1-1          | 0         | 0         | 0         | 0         | 0        | 0        | 0          |
| Team                | 0-0          | 0-0          | 0-0          | 0-0-0          | 0         | 0         | 0         | 0         | 0        | 0        | 0          |
| <b>Totals</b>       | <b>24-55</b> | <b>10-24</b> | <b>17-20</b> | <b>5-20-25</b> | <b>24</b> | <b>75</b> | <b>13</b> | <b>14</b> | <b>6</b> | <b>1</b> | <b>200</b> |

|                  | 1st | 2nd | Final |
|------------------|-----|-----|-------|
| New Mexico State | 31  | 52  | 83    |
| Nevada           | 33  | 42  | 75    |

## MARCH 14 (SEMIFINAL)

### Game 6-Boise State vs. Utah State (9,893)

|                    | TOT-FG       |              | 3-PT         | REBOUNDS        |           |           |           |          |          |          | MIN        |
|--------------------|--------------|--------------|--------------|-----------------|-----------|-----------|-----------|----------|----------|----------|------------|
|                    | FG-FGA       | FG-FGA       | FT-FTA       | O-D-TOT         | PF        | TP        | A         | TO       | BLK      | S        |            |
| <b>Boise State</b> | 3-9          | 1-5          | 7-8          | 1-3-4           | 3         | 14        | 4         | 1        | 0        | 0        | 36         |
| Tiedeman, Tyler*   | 2-5          | 0-0          | 2-2          | 2-4-6           | 2         | 6         | 4         | 1        | 1        | 1        | 33         |
| Nelson, Matt*      | 7-11         | 2-2          | 7-9          | 1-5-6           | 2         | 23        | 0         | 3        | 0        | 2        | 31         |
| Larry, Reggie*     | 1-8          | 0-3          | 0-0          | 1-0-1           | 1         | 2         | 4         | 1        | 0        | 0        | 27         |
| Thomas, Anthony*   | 8-10         | 5-6          | 2-4          | 1-3-4           | 3         | 23        | 4         | 0        | 1        | 2        | 35         |
| Bauscher, Matt*    | 4-6          | 3-4          | 3-3          | 1-2-3           | 0         | 14        | 0         | 0        | 0        | 0        | 22         |
| Garner, Aaron      | 0-0          | 0-0          | 0-0          | 0-0-0           | 0         | 0         | 0         | 0        | 0        | 0        | 1          |
| Noonan, Paul       | 2-4          | 0-1          | 0-0          | 0-3-3           | 0         | 4         | 0         | 0        | 0        | 0        | 9          |
| Sanchez, Mark      | 1-2          | 0-0          | 0-0          | 2-1-3           | 1         | 2         | 1         | 2        | 0        | 0        | 6          |
| Cunningham, Kurt   | 0-0          | 0-0          | 0-0          | 1-1-2           | 0         | 0         | 0         | 1        | 0        | 0        | 0          |
| Team               | 0-0          | 0-0          | 0-0          | 0-0-0           | 0         | 0         | 0         | 0        | 0        | 0        | 0          |
| <b>Totals</b>      | <b>28-55</b> | <b>11-21</b> | <b>21-26</b> | <b>10-22-32</b> | <b>12</b> | <b>88</b> | <b>17</b> | <b>9</b> | <b>2</b> | <b>5</b> | <b>200</b> |

|                   | TOT-FG       |              | 3-PT         | REBOUNDS       |           |           |           |           |          |          | MIN        |
|-------------------|--------------|--------------|--------------|----------------|-----------|-----------|-----------|-----------|----------|----------|------------|
|                   | FG-FGA       | FG-FGA       | FT-FTA       | O-D-TOT        | PF        | TP        | A         | TO        | BLK      | S        |            |
| <b>Utah State</b> | 1-2          | 0-0          | 2-2          | 1-4-5          | 5         | 4         | 3         | 4         | 2        | 0        | 24         |
| Wesley, Tai*      | 5-8          | 0-1          | 2-2          | 1-6-7          | 3         | 12        | 0         | 2         | 0        | 0        | 30         |
| Wilkinson, Gary*  | 3-7          | 1-2          | 0-0          | 3-0-3          | 1         | 7         | 7         | 1         | 1        | 2        | 31         |
| Clark, Kris*      | 7-17         | 6-12         | 0-0          | 0-5-5          | 4         | 20        | 1         | 2         | 0        | 1        | 38         |
| Carroll, Jaycee*  | 5-8          | 4-6          | 2-3          | 0-0-0          | 3         | 16        | 0         | 2         | 1        | 1        | 34         |
| Newbold, Tyler*   | 1-4          | 0-1          | 0-0          | 0-0-0          | 0         | 2         | 0         | 1         | 0        | 0        | 9          |
| Williams, Pooh    | 0-3          | 0-3          | 0-0          | 0-0-0          | 1         | 0         | 1         | 0         | 0        | 0        | 8          |
| Stephens, Desmond | 6-8          | 0-0          | 5-5          | 1-6-7          | 3         | 17        | 0         | 0         | 0        | 0        | 26         |
| DuCharme, Stephen | 0-0          | 0-0          | 0-0          | 1-0-1          | 0         | 0         | 0         | 0         | 0        | 0        | 0          |
| Team              | 0-0          | 0-0          | 0-0          | 0-0-0          | 0         | 0         | 0         | 0         | 0        | 0        | 0          |
| <b>Totals</b>     | <b>28-57</b> | <b>11-25</b> | <b>11-12</b> | <b>7-21-28</b> | <b>20</b> | <b>78</b> | <b>12</b> | <b>12</b> | <b>4</b> | <b>4</b> | <b>200</b> |

|             | 1st | 2nd | Final |
|-------------|-----|-----|-------|
| Boise State | 42  | 46  | 88    |
| Utah State  | 37  | 41  | 78    |

## MARCH 15 (FINAL)

### Game 8-Boise State vs. New Mexico State (10,921)

|                    | TOT-FG       |              | 3-PT         | REBOUNDS        |           |            |           |           |          |          | MIN        |
|--------------------|--------------|--------------|--------------|-----------------|-----------|------------|-----------|-----------|----------|----------|------------|
|                    | FG-FGA       | FG-FGA       | FT-FTA       | O-D-TOT         | PF        | TP         | A         | TO        | BLK      | S        |            |
| <b>Boise State</b> | 6-9          | 5-8          | 0-0          | 1-2-3           | 5         | 17         | 4         | 4         | 0        | 1        | 44         |
| Tiedeman, Tyler*   | 10-15        | 0-0          | 6-10         | 4-5-9           | 5         | 26         | 3         | 1         | 0        | 1        | 35         |
| Nelson, Matt*      | 11-25        | 1-3          | 8-13         | 4-12-16         | 3         | 31         | 4         | 5         | 2        | 1        | 48         |
| Larry, Reggie*     | 4-10         | 2-5          | 3-3          | 0-5-5           | 1         | 13         | 4         | 5         | 0        | 2        | 49         |
| Thomas, Anthony*   | 6-11         | 2-3          | 0-0          | 2-7-9           | 3         | 14         | 4         | 2         | 0        | 4        | 53         |
| Bauscher, Matt*    | 0-1          | 0-1          | 0-0          | 0-3-3           | 2         | 0          | 0         | 1         | 0        | 0        | 7          |
| Greene, Jamar      | 0-2          | 0-1          | 0-0          | 0-0-0           | 0         | 0          | 0         | 0         | 0        | 0        | 7          |
| Garner, Aaron      | 0-1          | 0-1          | 4-4          | 0-2-2           | 1         | 4          | 0         | 0         | 0        | 0        | 8          |
| Noonan, Paul       | 0-3          | 0-0          | 0-0          | 0-1-1           | 2         | 0          | 1         | 3         | 0        | 0        | 12         |
| Sanchez, Mark      | 1-2          | 0-0          | 0-0          | 0-0-0           | 2         | 2          | 1         | 1         | 0        | 0        | 12         |
| Cunningham, Kurt   | 0-0          | 0-0          | 0-0          | 2-2-4           | 0         | 0          | 0         | 0         | 0        | 0        | 0          |
| Team               | 0-0          | 0-0          | 0-0          | 0-0-0           | 0         | 0          | 0         | 0         | 0        | 0        | 0          |
| <b>Totals</b>      | <b>38-79</b> | <b>10-22</b> | <b>21-30</b> | <b>13-39-52</b> | <b>24</b> | <b>107</b> | <b>21</b> | <b>22</b> | <b>2</b> | <b>9</b> | <b>275</b> |

|                         | TOT-FG |        | 3-PT   | REBOUNDS |    |    |   |    |     |   | MIN |
|-------------------------|--------|--------|--------|----------|----|----|---|----|-----|---|-----|
|                         | FG-FGA | FG-FGA | FT-FTA | O-D-TOT  | PF | TP | A | TO | BLK | S |     |
| <b>New Mexico State</b> | 8-21   | 1-5    | 1-2    | 3-5-8    | 3  | 18 | 4 | 5  | 0   | 2 | 52  |
| Hawkins, Justin*        | 9-12   | 0      |        |          |    |    |   |    |     |   |     |

### JOE KEARNEY AWARD

*(Awarded to the WAC's Athlete of the Year for any sport since 1992)*

- 1996 Keith Van Horn, UU
- 1997 Keith Van Horn, UU
- 1999 Andre Miller, UU
- 2000 Courtney Alexander, FS
- 2004 Kirk Snyder, NEV
- 2006 Nick Fazekas, NEV

### STAN BATES AWARD

*(Awarded to the WAC's Scholar-Athlete of the Year for any sport since 1981)*

- 1986 Rich Strong, CSU

### DON HASKINS COACH OF THE YEAR

- 1980-81 Jim Brandenburg, UW
- 1981-82 Jim Brandenburg, UW
- 1982-83 Don Haskins, UTEP
- 1983-84 Gary Colson, UNM
- 1984-85 Smokey Gaines, SDSU
- 1985-86 Jim Brandenburg, UW
- 1986-87 Don Haskins, UTEP
- 1987-88 Ladell Andersen, BYU
- 1988-89 Riley Wallace, UH
- 1989-90 Roger Reid, BYU
- 1990-91 Rick Majerus, UU
- 1991-92 Roger Reid, BYU
- 1992-93 Rick Majerus, UU
- 1993-94 Dave Bliss, UNM
- 1994-95 Rick Majerus, UU
- 1995-96 Dave Bliss, UNM
- 1996-97 Riley Wallace, UH (Pac.)  
Steve Robinson, TU (Mtn.)
- 1997-98 Billy Tubbs, TCU (Pac.)  
Larry Shyatt, UW (Mtn.)
- 1998-99 Rick Majerus, UU (Pac.)  
Willis Wilson, RU (Mtn.)
- 1999-00 Bill Self, TU
- 2000-01 Jerry Tarkanian, FS
- 2001-02 Riley Wallace, UH
- 2002-03 Ray Lopes, FS
- 2003-04 Billy Gillispie, UTEP
- 2004-05 Mark Fox, NEV
- 2005-06 Mark Fox, NEV
- 2006-07 Mark Fox, NEV
- 2007-08 Greg Graham, BSU

### PLAYER OF THE YEAR

- 1980-81 Danny Ainge, BYU
- 1981-82 Bill Garnett, UW
- 1982-83 Devin Durrant, BYU  
Pace Mannion, UU  
Michael Cage, SDSU
- 1983-84 Michael Cage, SDSU
- 1984-85 Timo Saarelainen, BYU
- 1985-86 Anthony Watson, SDSU
- 1986-87 Fennis Dembo, UW
- 1987-88 Michael Smith, BYU
- 1988-89 Tim Hardaway, UTEP
- 1989-90 Mike Mitchell, CSU
- 1990-91 Josh Grant, UU
- 1991-92 Reginald Slater, UW
- 1992-93 Josh Grant, UU
- 1993-94 Greg Brown, UNM
- 1994-95 Keith Van Horn, UU
- 1995-96 Keith Van Horn, UU
- 1996-97 Anthony Carter, UH (Pac.)

- Keith Van Horn, UU (Mtn.)
- 1997-98 Lee Nailon, TCU (Pac.)  
Clayton Shields, UNM (Mtn.)
- 1998-99 Andre Miller, UU (Pac.)  
Jeryl Sasser, SMU (Mtn.)
- 1999-00 Courtney Alexander, FS
- 2000-01 Melvin Ely, FS
- 2001-02 Melvin Ely, FS
- 2002-03 Quinton Ross, SMU
- 2003-04 Kirk Snyder, NEV
- 2004-05 Nick Fazekas, NEV
- 2005-06 Nick Fazekas, NEV
- 2006-07 Nick Fazekas, NEV
- 2007-08 Jaycee Carroll, USU

### NEWCOMER OF THE YEAR

- 1986-87 Raymond Dudley, AFA
- 1987-88 Charlie Thomas, UNM
- 1988-89 Joel Tribelhorn, CSU

### FRESHMAN OF THE YEAR

- 1989-90 Henry Hall, UTEP
- 1990-91 Shawn Bradley, BYU
- 1991-92 Russell Larson, SDSU
- 1992-93 Jason Hamilton, SDSU
- 1993-94 Keith Van Horn, UU
- 1994-95 LaDrell Whitehead, UW
- 1995-96 Kenny Thomas, UNM
- 1996-97 Mark Dickel, UNLV (Pac.)  
Stephen Woods, SMU (Mtn.)
- 1997-98 Jeryl Sasser, SMU (Pac.)  
Kaspars Kambala, UNLV (Mtn.)
- 1998-99 Mark Bigelow, BYU (Pac.)  
Greg Harrington, TU (Mtn.)
- 1999-00 Roy Smallwood, UTEP
- 2000-01 Tito Maddox, FS
- 2001-02 Michael Harris, RU
- 2002-03 Bryan Hopkins, SMU
- 2003-04 Paul Millsap, LTU
- 2004-05 Ramon Sessions, NEV
- 2005-06 Dominic Waters, UH
- 2006-07 Anthony Thomas, BSU
- 2007-08 Armon Johnson

### CONSENSUS ALL-AMERICANS

- 1967 Mel Daniels, UNM (2nd)
- 1975 Luther Burden, UU (2nd)
- 1981 Danny Ainge, BYU (1st)
- 1981 Danny Vranes, UU (2nd)
- 1984 Devin Durrant, BYU (2nd)
- 1984 Michael Cage, SDSU (2nd)
- 1988 Michael Smith, BYU (2nd)
- 1996 Keith Van Horn, UU (2nd)
- 1997 Keith Van Horn, UU (1st)
- 1999 Andre Miller, UU (1st)
- 2000 Courtney Alexander, FS (2nd)
- 2007 Nick Fazekas, NEV (1st)

### ACADEMIC FIRST TEAM ALL-AMERICANS

- 1964 Art Becker, ASU
- 1969 Ron Becker, UNM
- 1970 Ron Becker, UNM
- 1970 Mike Newlin, UU
- 1971 Mike Newlin, UU
- 1976 Bob Elliott, UA
- 1977 Bob Elliott, UA
- 1977 Jeff Jonas, UU
- 1980 Danny Ainge, BYU

- 1981 Danny Ainge, BYU
- 1983 Devin Durrant, BYU
- 1984 Devin Durrant, BYU
- 1987 Michael Smith, BYU
- 1988 Michael Smith, BYU
- 1989 Michael Smith, BYU
- 1990 Andy Toolson, BYU
- 1998 Michael Doleac, UU
- 1999 Michael Ruffin, TU
- 2000 Brandon Wolfram, UTEP
- 2001 Brandon Wolfram, UTEP
- 2004 Michael Kuebler, UH

### ACADEMIC ALL-WAC 1988-89

- Alan Astle, Sr., Brigham Young
- Michael Smith, Sr., Brigham Young
- Andy Toolson, Jr., Brigham Young
- Trent Shippen, Sr., Colorado State
- Jon Hansen, Jr., Utah

### 1989-90

- Andy Benson, Jr., Air Force
- Mark Heslop, So., Brigham Young
- Kevin Santiago, Brigham Young
- Steve Schreiner, Jr., Brigham Young
- Andy Toolson, Sr., Brigham Young
- Merle Heimer, UTEP
- Keith Chapman, Sr., Utah
- Tommy Connor, Sr., Utah
- Jon Hansen, Sr., Utah

### 1990-91

- Aaron Benson, Sr., Air Force
- Steve Haase, So., Air Force
- Brent Roberts, Jr., Air Force
- Mark Heslop, Jr., Brigham Young
- Scott Moon, Sr., Brigham Young
- Steve Schreiner, Sr., Brigham Young
- Chris Walz, So., Hawai'i
- Larry Cain, So., Utah

### 1991-92

- Brad Boyer, Jr., Air Force
- Mark Cozad, Air Force
- Steven Haase, Air Force
- Brent Roberts, Air Force
- David Astle, Brigham Young
- Kurt Christensen, So., Brigham Young
- Mark Heslop, Sr., Brigham Young
- Jared Miller, Brigham Young
- Mark Santiago, Brigham Young
- Ryan Yoder, So., Colorado State
- Chris Walz, Jr., Hawai'i
- Gym Bice, UTEP
- Larry Cain, Jr., Utah
- M'Kay McGrath, Utah
- Jim Soto, Utah
- Matt Wiese, Utah
- Brett Studdard, Wyoming

### 1992-93

- Brad Boyer, Sr., Air Force
- Kurt Christensen, Jr., Brigham Young
- Mark Durrant, So., Brigham Young
- Russell Larson, Jr., Brigham Young
- Doug Larson, Sr., Colorado State
- Kevin Nanney, So., Fresno State
- Chris Walz, Sr., Hawai'i

- Larry Cain, Sr., Utah
- Steve Gosar, Sr., Wyoming

### 1993-94

- Anthony Barrett, So., Air Force
- Kurt Christensen, Sr., Brigham Young
- Mark Durrant, Jr., Brigham Young
- Russell Larson, Jr., Brigham Young
- Randy Reid, So., Brigham Young
- Ryan Yoder, Sr., Colorado State
- Brandon Bakke, So., Fresno State
- Brian Santiago, Sr., Fresno State
- Terry Preston, So., Utah

### 1994-95

- Anthony Barrett, Jr., Air Force
- Mark Durrant, Sr., Brigham Young
- Russell Larson, Sr., Brigham Young
- Cory Reader, Jr., Brigham Young
- Randy Reid, Jr., Brigham Young
- Robbie Reid, So., Brigham Young
- Brandon Bakke, Jr., Fresno State
- Terry Preston, So., Utah

### 1995-96

- Anthony Barret, Sr., Air Force
- Michael Freeman, So., Air Force
- Grant Berges, So., Brigham Young
- Randy Reid, Sr., Brigham Young
- Brandon Bakke, Sr., Fresno State
- Mark Ingles, Sr., UTEP
- Drew Hansen, So., Utah
- Terry Preston, Jr., Utah
- Gregg Sawyer, So., Wyoming

### 1996-97

- Mike Freeman, Jr., Air Force
- Rod Smith, Jr., Air Force
- Lance Archibald, So., Brigham Young
- Grant Berges, Jr., Brigham Young
- Eric Ambrozich, Jr., Hawai'i
- Brian Reinhardt, Sr., San Diego State
- Roy Kruiswyk, Jr., San Diego State
- Jeff Jacobs, Sr., TCU
- Michael Ruffin, So., Tulsa
- Jonathon Gendron, So., Tulsa
- Ben Caton, Sr., Utah
- Drew Hansen, Jr., Utah
- Michael Doleac, Jr., Utah
- Gregg Sawyer, Jr., Wyoming

### 1997-98

- Michael Freeman, Sr., Air Force
- Lance Archibald, Jr., Brigham Young
- Eric Ambrozich, Sr., Hawai'i
- John Matthews, So., Rice
- Michael Wilks, Fr., Rice
- Roy Kruiswyk, Sr., San Diego State
- Brandon Wolfram, Fr., UTEP
- Jonathon Gendron, Jr., Tulsa
- Michael Ruffin, Jr., Tulsa
- Trace Caton, Fr., Utah
- Michael Doleac, Sr., Utah
- Drew Hansen, Sr., Utah
- Gregg Sawyer, Sr., Wyoming

### 1998-99

- Dylan Pope, Jr., Air Force
- Brian Smith, Jr., New Mexico
- Brad Kennett, So., San Jose State



Brandon Wolfram, So., UTEP  
 Michael Ruffin, Sr., Tulsa  
 Shawn Williams, Sr., Tulsa  
 Hanno Mottola, Jr., Utah  
 Adam Sharp, Sr., Utah  
 LeDarion Jones, Jr., Wyoming

## 1999-00

Lane O'Connor, Jr., Hawai'i  
 Nerijus Puida, Jr., Hawai'i  
 Predrag Savovic, So., Hawai'i  
 Michael Wilks, Jr., Rice  
 Jose Escobedo, Sr., UTEP  
 Brandon Wolfram, Jr., UTEP

## 2000-01

Lane O'Connor, Sr., Hawai'i  
 Nerijus Puida, Sr., Hawai'i  
 Predrag Savovic, Jr., Hawai'i  
 Donald Guerinoni, Sr., Nevada  
 Matthew Ochs, So., Nevada  
 Erik Cooper, Sr., Rice  
 Michael Sharod Wilks, Sr., Rice  
 Billy Landram, Sr., San Jose State  
 Lavardicus Atkins, Fr., SMU  
 Brandon Wolfram, Sr., UTEP  
 Jack Ingram, Fr., Tulsa  
 Jason Parker, Fr., Tulsa

## 2001-02

Mark Campbell, Jr., Hawai'i  
 Paul Jesinskis, Jr., Hawai'i  
 Predrag Savovic, Sr., Hawai'i  
 Bruce Edwards, Fr., Louisiana Tech  
 Matthew Ochs, Jr., Nevada  
 Omar-Seli Mance, Sr., Rice  
 Eric Castro, Fr., SMU  
 William Pharis, Jr., SMU  
 Jason Parker, So., Tulsa  
 Jack Ingram, So., Tulsa

## 2002-03

Mark Campbell, Sr., Hawai'i  
 Carl English, Jr., Hawai'i  
 Michael Kuebler, Jr., Hawai'i  
 Brian Martin, Jr., Louisiana Tech  
 Matthew Ochs, Sr., Nevada  
 Omar-Seli Mance, Sr., Rice  
 Brett Lilly, Jr., San Jose State  
 Eric Castro, So., SMU  
 Jason Parker, Sr., Tulsa

## 2003-04

Coby Karl, Fr., Boise State  
 Paul Jesinskis, Sr., Hawai'i  
 Michael Kuebler, Sr., Hawai'i  
 Logan Lee, So., Hawai'i  
 Robert Nash, Fr., Hawai'i  
 Seth Taylor, So., Nevada  
 Brett Lilly, Sr., San Jose State  
 Lavardicus Atkins, Sr., SMU  
 Eric Castro, Jr., SMU  
 Donatas Rackauskas, So., SMU  
 Trent Redden, So., SMU  
 Thomas Gehrke, Jr., UTEP  
 Jason Parker, Sr., Tulsa  
 Charles Ramsdell, Fr., Tulsa

## 2004-05

Coby Karl, So., Boise State

Robert Nash, So., Hawai'i  
 Seth Taylor, So., Nevada  
 Walt Chancellor, Sr., Rice  
 Jason Okrzesik, So., Rice  
 Paulius Packevicius, Fr., Rice  
 Eric Bloom, Jr., San Jose State  
 Eric Castro, Sr., SMU  
 Christopher Reay, So., SMU  
 Miguel Ayala, Jr., UTEP  
 Thomas Gehrke, Sr., UTEP  
 Brett McDade, So., Tulsa  
 Charles Ramsdell, So., Tulsa

## 2005-06

Matthew Bauscher, So., Boise State  
 Coby Karl, Jr., Boise State  
 Kareem Lloyd, Sr., Boise State  
 Kurt Cunningham, Fr., Boise State  
 Hector Hernandez, So., Fresno State  
 Renato Cesar, Jr., Fresno State  
 Jeffrey Jackson, Fr., Fresno State  
 James Tchan, Fr., Fresno State  
 Hiram Thompson, Fr., Hawai'i  
 Mike Kale, So., Idaho  
 Desmond Nwoke, Jr., Idaho  
 Nebojsa Jakovljevic, Fr., Idaho  
 Aaron Smith, Fr., 3.24, Idaho  
 Seth Taylor, Sr., Nevada  
 Tyree Gardner, Sr., San Jose State  
 Kenny Smith, Sr., San Jose State  
 Chris Huber, Sr., Utah State  
 Cassiano Matheus, Sr., Utah State

## 2006-07

Matthew Bauscher, Jr., Boise State  
 Coby Karl, Sr., Boise State  
 Matthew Nelson, Sr., Boise State  
 Hector Hernandez, Jr., Fresno State  
 Bobby Nash, Sr., Hawai'i  
 Stephen Verwers, Jr., Hawai'i  
 O.J. Avworo, Fr., Idaho  
 Trei Steward, Jr., New Mexico State  
 Lance Holloway, Jr., San Jose State

## 2007-08

Matthew Bauscher, Sr., Boise State  
 Kurt Cunningham, Jr., Boise State  
 Matthew Nelson, Sr., Boise State  
 Paul Noonan, So., Boise State  
 Hector Hernandez, Sr., Fresno State  
 Tyson Parker, Sr., Fresno State  
 James Tchan, Jr., Fresno State  
 Bobby Nash, Gr., Hawai'i  
 Brandon Fields, So., Nevada  
 Trei Steward, Sr., New Mexico State  
 Lance Hollway, Sr., San Jose State  
 Matt Formisano, So., Utah State

## ALL-CONFERENCE

### 1962-63

#### First Team

Bruce Burton, BYU, Sr.  
 Art Becker, ASU, Jr.  
 Flynn Robinson, UW, So.  
 Joe Caldwell, ASU, Jr.  
 Ira Harge, UNM, Jr.

#### Second Team

Warren Rustand, UA, So.  
 Tony Cerkenik, ASU, Sr.

Albert Johnson, UA, So.  
 Gary Batchelor, BYU, Sr.  
 Bill Crain, UU, Sr.

## 1963-64

#### First Team

Joe Caldwell, ASU, Sr.  
 Ira Harge, UNM, Sr.  
 Flynn Robinson, UW, Jr.  
 Warren Rustand, UA, Jr.  
 John Fairchild, BYU, Jr.

#### Second Team

Albert Johnson, UA, Jr.  
 Doug Moon, UU, Sr.  
 Art Becker, ASU, Sr.  
 Claude Williams, UNM, Sr.  
 Leon Clark, UW, So.

## 1964-65

#### First Team

Flynn Robinson, UW, Sr.  
 Dennis Dairman, ASU, Sr.  
 John Fairchild, BYU, Sr.  
 Warren Rustand, UA, Sr.  
 Dick Ellis, UNM, Jr.

#### Second Team

Jerry Chambers, UU, Jr.  
 Dick Nemelka, BYU, Jr.  
 Mel Daniels, UNM, So.  
 Leon Clark, UW, Jr.  
 Albert Johnson, UA, Sr.

## 1965-66

#### First Team

Jerry Chambers, UU, Sr.  
 Dick Nemelka, BYU, Sr.  
 Mel Daniels, UNM, Jr.  
 Freddie Lewis, ASU, Sr.  
 Leon Clark, UW, Sr.

#### Second Team

Dick Sherman, UW, Sr.  
 Jeff Congdon, BYU, Sr.  
 Ted Pickett, UA, Sr.  
 Steve Kramer, BYU, Sr.  
 Dennis Hamilton, ASU, Sr.

## 1966-67

#### First Team

Kari Liimo, BYU, So.  
 Merv Jackson, UU, Jr.  
 Mel Daniels, UNM, Sr.  
 Mike Eberle, UW, Jr.  
 Ben Monroe, UNM, Fr.

#### Second Team

Harry Hall, UW, So.  
 Tom Asbury, UW, Sr.  
 Craig Raymond, BYU, Sr.  
 DeWitt Menyard, UU, Jr.  
 Jim Jimas, BYU, Sr.

## 1967-68

#### First Team

Merv Jackson, UU, Sr.  
 Carl Ashley, UW, So.  
 Harry Hall, UW, Jr.  
 Jim Eakins, BYU, Sr.

Ron Nelson, UNM, Sr.  
 Bill Davis, UA, Sr.

## Second Team

Seabern Hill, ASU, So.  
 Ron Sanford, UNM, Jr.  
 Greg Howard, UNM, So.  
 Kari Liimo, BYU, Jr.  
 Walt Simon, UU, Sr.  
 Marty Lythgoe, BYU, Jr.

## 1968-69

#### First Team

Carl Ashley, UW, Jr.  
 Greg Howard, ASU, Jr.  
 Seabern Hill, ASU, Jr.  
 Harry Hall, UW, Sr.  
 Mike Newlin, UU, Sr.

#### Second Team

Stan Dodds, UW, Jr.  
 Ken Gardner, UU, So.  
 Paul Ruffner, BYU, Jr.  
 Marty Lythgoe, BYU, Sr.  
 Doug Howard, BYU, Jr.

## 1969-70

#### First Team

Mike Newlin, UU, Jr.  
 Nate Archibald, UTEP, Sr.  
 Carl Ashley, UW, Sr.  
 Stan Dodds, UW, Sr.  
 Willie Long, UNM, Jr.

#### Second Team

Seabern Hill, ASU, Sr.  
 Bill Warner, UA, Jr.  
 Cliff Shegogg, CSU, Sr.  
 Ken Gardner, UU, Jr.  
 Doug Howard, BYU, Sr.

## 1970-71

#### First Team

Ken Gardner, UU, Sr.  
 Dick Gibbs, UTEP, Sr.  
 Willie Long, UNM, Sr.  
 Mike Newlin, UU, Sr.  
 Kresimir Cosic, BYU, So.

#### Second Team

Mike Childress, CSU, Sr.  
 Willie Roberson, UW, Sr.  
 Bill Warner, UA, Sr.  
 Rick Fisher, CSU, Jr.  
 Paul Stovall, ASU, Jr.  
 Rhea Taylor, ASU, Jr.

## 1971-72

#### First Team

Kresimir Cosic, BYU, Jr.  
 Bernie Fryer, BYU, Sr.  
 Paul Stovall, ASU, Sr.  
 Scott English, UTEP, Sr.  
 George Price, CSU, Sr.

#### Second Team

Harold Little, UNM, Sr.  
 Gary Rhoades, CSU, Jr.  
 James Forbes, UTEP, So.  
 Rod Penner, UW, Jr.  
 Jim Huchestein, UA, Sr.

### 1972-73

#### **First Team**

Darryl Minniefield, UNM, Sr.  
Coneil Norman, UA, Fr.  
Kresimir Cosic, BYU, Sr.  
Gary Rhoades, CSU, Sr.  
Gus Bailey, UTEP, Sr.

#### **Second Team**

Eric Money, UA, Fr.  
Mike Contreras, UA, Sr.  
Doug Richards, BYU, Jr.  
Mike Sojourner, UU, Fr.  
Ron Kennedy, ASU, Jr.

### 1973-74

#### **First Team**

Luther Burden, UU, So.  
Bernard Hardin, UNM, Sr.  
Lionel Hollins, UA, Jr.  
Coniel Norman, UA, So.  
Mike Sojourner, UU, So.

#### **Second Team**

Gus Bailey, UTEP, Sr.  
Al Fleming, UA, So.  
James Forbes, UTEP, Sr.  
Tim Hall, CSU, Jr.  
Eric Money, UA, So.  
Doug Richards, BYU, Sr.

### 1974-75

#### **First Team**

Lionel Hollins, ASU, Sr.  
Luther Burden, UU, Jr.  
Al Fleming, UA, Jr.  
Gary Brewster, UTEP, Jr.  
Bob Elliott, UA, So.

#### **Second Team**

Rudy White, ASU, Jr.  
Bill Hagins, UNM, Sr.  
Stan Boyer, UW, Sr.  
Tim Hall, CSU, Sr.  
Barry Sabas, CSU, Jr.

### 1975-76

#### **First Team**

Al Fleming, UA, Sr.  
Jake Poole, UTEP, Jr.  
Jeff Judkins, UU, So.  
Jay Cheesman, BYU, Jr.  
Bob Elliott, UA, Jr.  
Scott Lloyd, ASU, Sr.

#### **Second Team**

Lorenzo Cash, CSU, Sr.  
Jeff Jonas, UU, Jr.  
Jim Rappis, UA, Sr.  
Gary Brewster, UTEP, Sr.  
Chas Menatti, UU, Sr.

### 1976-77

#### **First Team**

Bob Elliott, UA, Sr.  
Jeff Judkins, UU, Jr.  
Jeff Jonas, UU, Sr.  
Michael Cooper, UNM, Jr.  
Alan Cunningham, CSU, Jr.  
Mark Landsberger, ASU, Jr.  
Herman Harris, UA, Sr.

#### **Second Team**

Marvin Johnson, UNM, Jr.  
Jay Cheesman, BYU, Sr.  
Buster Matheney, UU, Jr.  
Jake Poole, UTEP, Sr.  
Gary Harrison, UA, Sr.  
Tom Pauling, UTEP, Sr.

### 1977-78

#### **First Team**

Marvin Johnson, UNM, Sr.  
Jeff Judkins, UU, Sr.  
Michael Cooper, UNM, Sr.  
Danny Ainge, BYU, Fr.  
Buster Matheney, UU, Sr.

#### **Second Team**

Alan Cunningham, CSU, Sr.  
Barry Young, CSU, Sr.  
Tony Zeno, ASU, Jr.  
Danny Vranes, UU, Fr.  
Phil Taylor, UA, Sr.

### 1978-79

#### **First Team**

Danny Ainge, BYU, So.  
Danny Vranes, UU, So.  
Kim Goetz, SDSU, Sr.  
Steve Malovic, SDSU, Sr.  
Larry Belin, UNM, Jr.  
Charles Bradley, UW, So.  
Eddie Hughes, CSU, Fr.

#### **Second Team**

Phil Abney, UNM, Sr.  
Scott Runia, BYU, Jr.  
Alan Taylor, BYU, Jr.  
Tom Chambers, UU, So.  
Anthony Berns, UTEP, So.

### 1979-80

#### **First Team**

Charles Bradley, UW, Jr.  
Danny Ainge, BYU, Jr.  
Kenny Page, UNM, So.  
Alan Taylor, BYU, Sr.  
Danny Vranes, UU, Jr.

#### **Second Team**

Tom Chambers, UU, Jr.  
Anthony Burns, UTEP, Jr.  
Tony Gwynn, SDSU, Jr.  
Aaron Strayhorn, UH, Jr.  
Eddie Hughes, CSU, So.

### 1980-81

#### **First Team**

Danny Vranes, UU, Sr.  
Danny Ainge, BYU, Sr.  
Charles Bradley, UW, Sr.  
Tom Chambers, UU, Sr.  
Fred Roberts, BYU, Jr.

#### **Second Team**

Kenny Page, UNM, Jr.  
Roshern Amie, UTEP, Sr.  
Tim Harris, AFA, Sr.  
Tony Gwynn, SDSU, Sr.  
Bill Garnett, UW, Jr.

### 1981-82

#### **First Team**

Bill Garnett, UW, Sr.  
Fred Roberts, BYU, Sr.

Terry White, UTEP, Sr.  
Steve Trumbo, BYU, Sr.  
Clarence Dickerson, UH, Sr.

#### **Second Team**

Fred Reynolds, UTEP, Jr.  
Zack Jones, SDSU, Sr.  
Michael Cage, SDSU, So.  
Mike Jackson, UW, Jr.  
Rick Simmons, AFA, Jr.

### 1982-83

#### **First Team**

Devin Durrant, BYU, Jr.  
Michael Cage, SDSU, Jr.  
Pace Mannion, UU, Sr.  
Mike Jackson, UW, Sr.  
Tony Webster, UH, Sr.

#### **Second Team**

Rick Simmons, AFA, Sr.  
Brett Applegate, BYU, Jr.  
Mark Steel, CSU, Sr.  
Byron Walker, UTEP, Sr.  
Dave Feitl, UTEP, Fr.  
Peter Williams, UU, Sr.

### 1983-84

#### **First Team**

Michael Cage, SDSU, Sr.  
Devin Durrant, BYU, Sr.  
Fred Reynolds, UTEP, Sr.  
Phil Smith, UNM, Sr.  
Brett Applegate, BYU, Sr.

#### **Second Team**

Tony Martin, UW, Sr.  
Luster Goodwin, UTEP, Jr.  
Chris Winans, UU, Sr.  
Rich Strong, CSU, So.  
Jack Miller, UH, Sr.

### 1984-85

#### **First Team**

Timo Saarelainen, BYU, Sr.  
Leonard Allen, SDSU, Sr.  
Anthony Watson, SDSU, Jr.  
Juden Smith, UTEP, Jr.  
Luster Goodwin, UTEP, Sr.

#### **Second Team**

Kelvin Upshaw, UU, Jr.  
Johnny Brown, UNM, Jr.  
Rich Strong, CSU, Jr.  
Dave Feitl, UTEP, Jr.  
Mike Gray, CSU, Sr.

### 1985-86

#### **First Team**

Dave Feitl, UTEP, Sr.  
Johnny Brown, UNM, Sr.  
Anthony Watson, SDSU, Sr.  
Rich Strong, CSU, Sr.  
Jerry Stroman, UU, Sr.

#### **Second Team**

Fennis Dembo, UW, So.  
Juden Smith, UTEP, Sr.  
Jeff Chatman, BYU, So.  
Bob Capener, BYU, Jr.  
Eric Leckner, UW, So.  
Manuel Hendrix, UU, Sr.

### 1986-87

#### **First Team**

Kelvin Scarborough, UNM, Sr.  
Jeep Jackson, UTEP, Sr.  
Eric Leckner, UW, Jr.  
Fennis Dembo, UW, Jr.  
Michael Smith, BYU, So.

#### **Second Team**

Hunter Greene, UNM, Sr.  
Charlie Thomas, UNM, Jr.  
Chris Sandle, UTEP, Sr.  
Tim Hardaway, UTEP, Jr.  
Raymond Dudley, AFA, So.

### 1987-88

#### **First Team**

Michael Smith, BYU, Jr.  
Jeff Chatman, BYU, Sr.  
Eric Leckner, UW, Sr.  
Fennis Dembo, UW, Sr.  
Pat Durham, CSU, Jr.  
Mitch Smith, UU, Jr.

#### **Second Team**

Hunter Greene, UNM, Sr.  
Charlie Thomas, UNM, Jr.  
Chris Sandle, UTEP, Sr.  
Tim Hardaway, UTEP, Jr.  
Raymond Dudley, AFA, So.

### 1988-89

#### **First Team**

Michael Smith, BYU, Sr.  
Reggie Cross, UH, Sr.  
Pat Durham, CSU, Sr.  
Tim Hardaway, UTEP, Sr.  
Raymond Dudley, AFA, Jr.

#### **Second Team**

Charlie Thomas, UNM, Sr.  
Luc Longley, UNM, So.  
Antonio Davis, UTEP, Jr.  
Robyn Davis, UW, Sr.  
Mitch Smith, UU, Sr.  
Joel Triplehorn, CSU, Sr.

### 1989-90

#### **First Team**

Marty Haws, BYU, Sr.  
Mike Mitchell, CSU, Sr.  
Luc Longley, UNM, Jr.  
Raymond Dudley, AFA, Sr.  
Reginald Slater, UW, So.  
Chris Gaines, UH, Sr.

#### **Second Team**

Josh Grant, UU, So.  
Antonio Davis, UTEP, Sr.  
Marlon Maxey, UTEP, So.  
Terry Houston, UH, Sr.  
Andy Toolson, BYU, Sr.

### 1990-91

#### **First Team**

Reginald Slater, UW, Jr.  
Luc Longley, UNM, Sr.  
Steve Schreiner, BYU, Sr.  
Maurice Alexander, UW, Jr.  
Josh Grant, UU, Jr.

#### **Second Team**

Marty Dow, SDSU, Sr.  
Shawn Bradley, BYU, Fr.



# HONORS ALL-WAC

Walter Watts, UU, Sr.  
Ray Reed, UH, Jr.  
Troy Bowe, UH, Sr.

## 1991-92

**First Team**  
Reginald Slater, UW, Sr.  
Marlon Maxey, UTEP, Sr.  
Gary Trost, BYU, Jr.  
Willie Banks, UNM, Sr.  
Phil Lott, UH, Sr.

## Second Team

Tim Breaux, UW, Sr.  
Paul Afeaki, UU, Sr.  
David Van Dyke, UTEP, Sr.  
Nathan Call, BYU, Sr.  
Khari Jaxon, UNM, Jr.

## 1992-93

Josh Grant, UU, Sr.  
Khari Jaxon, UNM, Sr.  
Gary Trost, BYU, Sr.  
Ike Williams, UNM, Sr.  
Eddie Rivera, UTEP, Sr.  
Byron Wilson, UU, Sr.  
Joe McNaull, SDSU, Jr.  
Keith Bonds, CSU, Sr.  
Otis Jones, AFA, So.  
Jimmy Soto, UU, Sr.

## 1993-94

Greg Brown, UNM, Sr.  
Marlow White, UNM, Jr.  
Carl Ray Harris, FSU, Sr.  
Antoine Gillespie, UTEP, Jr.  
Theo Rattiff, UW, Jr.  
Trevor Ruffin, UH, Sr.  
Russell Larson, BYU, Jr.  
Keith Van Horn, UU, Fr.  
Otis Jones, AFA, Jr.  
Ryan Yoder, CSU, Sr.

## 1994-95

Otis Jones, AFA, Sr.  
Marlow White, UNM, Sr.  
Keith Van Horn, UU, So.  
Russell Larson, BYU, Sr.  
Antoine Gillespie, UTEP, Sr.  
Theo Rattiff, UW, Sr.  
Kenneth Roberts, BYU, Jr.  
Tony Maroney, UH, Sr.  
George Banks, UTEP, Sr.  
Brandon Jessie, UU, Jr.

## 1995-96

Kendric Brooks, FS, Jr.  
Leon Carter, SDSU, Sr.  
David Evans, CSU, Sr.  
Anthony Harris, UH, Sr.  
Brandon Jessie, Utah, Sr.  
Kenneth Roberts, BYU, Sr.  
Charles Smith, UNM, Jr.  
Kenny Thomas, UNM, Fr.  
Keith Van Horn, UU, Jr.  
Dominick Young, FS, Jr.

## 1996-97

**Pacific Division**  
**First Team**  
Anthony Carter, UH, Jr.  
Keon Clark, UNLV, Jr.

HL Coleman, UW, Sr.  
Tyrone Nesby, UNLV, Jr.  
Olivier Saint-Jean, SJSU, Jr.

## Second Team

Bryan Christiansen, CSU, Jr.  
Daymond Fomey, FS, Jr.  
Chris Herren, FS, So.  
Jason Richey, SDSU, Jr.  
Alika Smith, UH, Jr.

## Mountain Division

**First Team**  
Michael Doleac, UU, Jr.  
Mike Jones, TCU, Jr.  
Shea Seals, TU, Sr.  
Charles Smith, UNM, Jr.  
Keith Van Horn, UU, Sr.

## Second Team

Shaun Igo, RU, Sr.  
Malcolm Johnson, TCU, Jr.  
Jay Poerner, SMU, Jr.  
Clayton Shields, UNM, Jr.  
Kenny Thomas, UNM, So.

## 1997-98

**Pacific Division**  
**First Team**  
Chris Herren, FS, Jr.  
Malcolm Johnson, TCU, Sr.  
Mike Jones, TCU, Sr.  
Lee Nailon, TCU, Jr.  
Michael Ruffin, TU, Jr.

## Second Team

Anthony Carter, UH, Sr.  
Jay Poerner, SMU, Jr.  
Jeryl Sasser, SMU, Fr.  
Alika Smith, UH, Sr.  
Rod Thompson, TU, Sr.

## Mountain Division

**First Team**  
Michael Doleac, UU, Sr.  
Andre Miller, UU, Jr.  
Jeron Roberts, UW, Sr.  
Clayton Shields, UNM, Jr.  
Kenny Thomas, UNM, Jr.

## Second Team

Jameel Mahmud, CSU, Sr.  
Hanno M tt I , UU, So.  
Royce Olney, UNM, Sr.  
Gregg Sawyer, UW, Sr.  
Ron Selleaze, BYU, Jr.

## 1998-99

**Pacific Division**  
**First Team**  
Andre Miller, UU, Sr.  
Hanno M tt I , UU, Jr.  
Kenny Thomas, UNM, Sr.  
Alex Jensen, UU, Jr.  
Courtney Alexander, FS, Jr.

## Second Team

Sharif Fajardo, UTEP, Sr.  
Lamont Long, UNM, Jr.  
Brandon Wolfram, UTEP, So.  
Mark Bigelow, BYU, Fr.  
Michael Quinney, SJSU, Sr.

## Mountain Division

**First Team**  
Jeryl Sasser, SMU, So.  
Shawn Marion, UNLV, Jr.  
Lee Nailon, TCU, Sr.  
Robert Johnson, RU, Sr.  
Milt Palacio, CSU, Sr.

## Second Team

Ugo Udezue, UW, So.  
Michael Ruffin, TU, Sr.  
Marquise Gainous, TCU, Jr.  
Tyron Wright, AFA, Jr.  
Brandon Kurtz, TU, Jr.

## 1999-2000

**First Team**  
Courtney Alexander, FS, Sr.  
Eric Coley, TU, Sr.  
Marquise Gainous, TCU, Sr.  
Jeryl Sasser, SMU, Jr.  
Brandon Wolfram, UTEP, Jr.

## Second Team

Willie Davis, SMU, Jr.  
Melvin Ely, FS, Jr.  
David Shelton, TU, Jr.  
Marquette Alexander, UH, Sr.  
Larry Abney, FS, Sr.  
Brandon Kurtz, TU, Sr.

## 2000-01

**First Team**  
Melvin Ely, FS, Jr.  
Brandon Wolfram, UTEP, Sr.  
Mike Wilks, RU, Sr.  
Chris Jefferies, FS, So.  
Predrag Savovic, UH, Jr.

## Second Team

Jeryl Sasser, SMU, Sr.  
Kevin Johnson, TU, So.  
Tito Maddox, FS, Fr.  
Damon Hancock, SMU, Jr.  
Eugene Costello, UTEP, Jr.

## 2001-02

**First Team**  
Melvin Ely, FS, Sr.  
Predrag Savovic, UH, Sr.  
Gerrod Henderson, LTU, Sr.  
Damon Hancock, SMU, Jr.  
Greg Harrington, TU, Sr.

## Second Team

Abe Jackson, BSU, Sr.  
Carl English, UH, So.  
Quinton Ross, SMU, Jr.  
Kevin Johnson, TU, Jr.  
Dante Swanson, TU, Jr.

## 2002-03

**First Team**  
Quinton Ross, SMU, Sr.  
Damon Jackson, FS, Sr.  
Antonio Meeking, LTU, Sr.  
Kevin Johnson, TU, Sr.  
Carl English, UH, Jr.  
Kirk Snyder, NEV, So.

## Second Team

Dante Swanson, TU, Sr.  
Omar-Seli Mance, RU, Sr.  
Hiram Fuller, FS, Sr.

Terrance Green, NEV, Sr.  
Michael Harris, RU, So.  
Jason Parker, TU, Jr.

## 2003-04

**First Team**  
Aaron Haynes, BSU, Sr.  
Michael Kuebler, UH, Sr.  
Kirk Snyder, NEV, Jr.  
Michael Harris, RU, Jr.  
Filiberto Rivera, UTEP, Jr.

## Second Team

Shantay Legans, FS, Sr.  
Paul Millsap, LTU, Fr.  
Jason McKrieth, RU, Jr.  
Omar Thomas, UTEP, Jr.  
Jason Parker, TU, Sr.

## 2004-05

**First Team**  
Nick Fazekas, NEV, So.  
Michael Harris, RU, Sr.  
Paul Millsap, LTU, So.  
Omar Thomas, UTEP, Jr.  
Filiberto Rivera, UTEP, Sr.

## Second Team

Bryan Hopkins, SMU, Jr.  
Kevin Pinkney, NEV, Sr.  
Jason McKrieth, RU, Sr.  
Marquin Chandler, SJSU, Sr.  
Mustafa Al-Sayyad, FS, Sr.

## 2005-06

**First Team**  
Julian Sensley, UH, Sr.  
Paul Millsap, LTU, Jr.  
Nick Fazekas, NEV, Jr.  
Tyrone Nelson, NMSU, So.  
Nate Harris, USU, Sr.

## Second Team

Coby Karl, BSU, Jr.  
Ja'Vance Coleman, FS, Jr.  
Quinton Hosley, FS, Jr.  
Elijah Ingram, NMSU, Jr.  
Jaycee Carroll, USU, So.

## 2006-07

**First Team**  
Coby Karl, BSU, Sr.  
Nick Fazekas, NEV, Sr.  
Marcelus Kemp, NEV, Jr.  
Justin Hawkins, NMSU, Jr.  
Jaycee Carroll, USU, Jr.

## Second Team

Quinton Hosley, FS, Sr.  
Dominic McGuire, FS, Jr.  
Matt Lojeski, UH, Sr.  
Trey McDowell, LTU, Sr.  
Ramon Sessions, NEV, Jr.

## 2007-08

**First Team**  
Reggie Larry, BSU, Sr.  
Kevin Bell, FS, Sr.  
Marcelus Kemp, NEV, Sr.  
Justin Hawkins, NMSU, Sr.  
Jaycee Carroll, USU, Sr.

### Second Team

Matt Nelson, BSU, Sr.  
Matt Gibson, UH, Sr.  
Jordan Brooks, UI, Jr.  
JaVale McGee, NEV, So.  
Gary Wilkinson, USU, Jr.

### ALL-DEFENSIVE TEAM

#### 1993-94

Theo Rattliff, UW, Jr.  
Lewis LaMar, UNM, Sr.  
Lee Mayberry, FSU, Sr.  
Tony Maroney, UH, Sr.  
Bobby Sellers, CSU, So.

#### 1994-95

Theo Rattliff, UW, Sr.  
Marlow White, UNM, Sr.  
Robbie Reid, BYU, So.  
Phil Crocker, UTEP, Sr.  
Mark Ingles, UTEP, Jr.

#### 1995-96

HL Coleman, UW, Jr.  
Delmonte Madison, CSU, Sr.  
Randy Reid, BYU, Sr.  
Charles Smith, UNM, Jr.  
Dominick Young, FS, Jr.

#### 1996-97

##### Pacific Division

Anthony Carter, UH, Jr.  
Keon Clark, UNLV, Jr.  
HL Coleman, UW, Sr.  
Alika Smith, UH, Jr.  
Dominick Young, FS, Sr.

##### Mountain Division

Ben Caton, UU, Sr.  
Michael Doleac, UU, Jr.  
David Gibson, UNM, Jr.  
Andre Miller, UU, Jr.  
Michael Ruffin, TU, So.

#### 1997-98

##### Pacific Division

Eric Coley, TU, So.  
Prince Fowler, TCU, Jr.  
Erin Galloway, UH, Jr.  
Roy Kruswyk, SDSU, Sr.  
Michael Ruffin, TU, Jr.

##### Mountain Division

Michael Doleac, UU, Sr.  
David Gibson, UNM, Sr.  
Andre Miller, UU, Jr.  
Gregg Sawyer, UW, Sr.  
Kenny Thomas, UNM, Jr.

#### 1998-99

##### Pacific Division

Alex Jenson, UU, Jr.  
Andre Miller, UU, Sr.  
Kenny Thomas, UNM, Sr.  
Melvin Ely, FS, So.  
Winford McRae, UTEP, Jr.

##### Mountain Division

Michael Ruffin, TU, Sr.  
Greedy Daniels, UNLV, So.  
Anthony Blakes, UW, Jr.  
Shawn Marion, UNLV, Jr.  
Prince Fowler, TCU, Sr.

### 1999-2000

Eric Coley, TU, Sr.  
Melvin Ely, FS, Jr.  
Willie Davis, SMU, Jr.  
Tony Heard, TU, Sr.  
R.J. Powell, SJSU, Sr.

### 2000-01

Melvin Ely, FS, Jr.  
Chris Jefferies, FS, So.  
Derrick Davenport, TCU, Sr.  
Mike Wilks, RU, Sr.  
Dante Swanson, TU, So.

### 2001-02

Melvin Ely, FS, Sr.  
Corey Jackson, NEV, Sr.  
Gerrod Henderson, LTU, Sr.  
Quinton Ross, SMU, Jr.  
Dante Swanson, TU, Jr.

### 2002-03

Yamar Diene, RU, Jr.  
Jerry Petty, NEV, Sr.  
Brandon Hawkins, SJSU, Sr.  
Kevin Johnson, TU, Sr.  
Mark Campbell, UH, Sr.

### 2003-04

Jason Ellis, BSU, Jr.  
Mustafa Al-Sayyad, FS, Jr.  
Garry Hill-Thomas, NEV, Sr.  
Filiberto Rivera, UTEP, Jr.  
Jarius Glenn, TU, Jr.

### 2004-05

Mustafa Al-Sayyad, FS, Sr.  
Kevinn Pinkney, NEV, Sr.  
Jermaine Washington, NEV, Sr.  
Jarius Glenn, TU, Sr.  
Jason Williams, UTEP, Jr.  
Jason Ellis, BSU, Sr.

### 2005-06

Ahmet Gueye, UH, Jr.  
Tanoris Shepard, UI, Sr.  
Daevon Haskins, LTU, Sr.  
Paul Millsap, LTU, Jr.  
Mo Charlo, NEV, Sr.

### 2006-07

Eric Lane, BSU, Sr.  
Dominic McGuire, FS, Jr.  
Ahmet Gueye, UH, Sr.  
Kyle Shiloh, NEV, Sr.  
Fred Peete, NMSU, Jr.

### 2007-08

Matt Bauscher, BSU, Sr.  
Matt Gibson, UH, Sr.  
Lyndale Burelson, NEV, Jr.  
JaVale McGee, NEV, So.  
Fred Peete, NMSU, Sr.

### ALL-NEWCOMER TEAM

#### 1993-94

Marlow White, UNM, Jr.  
Keith Van Horn, UU, Fr.  
Phil Handy, UH, Jr.  
Tony Maroney, UH, Jr.  
Marc Carter, SDSU, Jr.

### 1994-95

Brandon Jessie, UU, Jr.  
LaDrell Whitehead, UW, Fr.  
David Evans, CSU, Jr.  
Michael Doleac, UU, Fr.  
Dominick Young, FSU, So.

### 1995-96

Kendric Brooks, FS, Jr.  
Paul Jarrett, SDSU, Sr.  
Andre Miller, UU, So.  
Kenny Thomas, UNM, Fr.  
Bryon Ruffner, BYU, Jr.

### 1996-97

##### Pacific Division

Anthony Carter, UH, Jr.  
Keon Clark, UNLV, Jr.  
Daymond Forney, FS, Jr.  
Chris Herren, FS, So.  
Tyrone Nesby, UNLV, Jr.

##### Mountain Division

Malcolm Johnson, TCU, Jr.  
Mike Jones, TCU, Jr.  
Lamont Long, UNM, Fr.  
Hanno M t t l , UU, Fr.  
Stephen Woods, SMU, Fr.

### 1997-98

##### Pacific Division

Rafer Alston, FS, Jr.  
Tremaine Fowlkes, FS, Jr.  
Erin Galloway, UH, Jr.  
Lee Nailon, TCU, Jr.  
Jeryl Sasser, SMU, Fr.

##### Mountain Division

Greedy Daniels, UNLV, Fr.  
Kevin Henry, UNM, Fr.  
Kaspars Kambala, UNLV, Fr.  
Ron Selleaze, BYU, Jr.  
Brandon Wolfram, UTEP, Fr.

### 1998-99

##### Pacific Division

Mark Bigelow, BYU, Fr.  
Courtney Alexander, FS, Jr.  
Melvin Ely, FS, So.  
Tony Harvey, UU, Jr.  
Jeremy Killion, UU, Jr.

##### Mountain Division

Shawn Marion, UNLV, Jr.  
Brandon Kurtz, TU, Jr.  
Marquise Gainous, TCU, Jr.  
Jason Skaer, RU, Sr.  
Greg Harrington, TU, Fr.

### 1999-2000

David Shelton, TU, Jr.  
Roy Smallwood, UTEP, Fr.  
Predrag Savovic, UH, So.  
Bingo Merriex, TCU, Fr.  
Troy Ostler, UH, Jr.

### 2000-01

Chris Jefferies, FS, So.  
Tito Maddox, FS, Fr.  
Eugene Costello, UTEP, Jr.  
Andre Hazel, NEV, Fr.  
Phil Martin, UH, Fr.

### 2001-02

Darrian Brown, LTU, Jr.  
Kirk Snyder, NEV, Fr.  
Michael Harris, RU, Fr.  
Brandon Hawkins, SJSU, Jr.  
Patrick Simpson, SMU, Fr.

### 2002-03

Aaron Haynes, BSU, Jr.  
Bryan Hopkins, SMU, Fr.  
Michael Kuebler, UH, Jr.  
Antonio Lawrence, SJSU, Fr.  
Renaldo Major, FS, Jr.

### 2003-04

Shantay Legans, FS, Sr.  
Paul Millsap, LTU, Fr.  
Nick Fazekas, NEV, Fr.  
Filiberto Rivera, UTEP, Jr.  
Omar Thomas, UTEP, Jr.

### 2004-05

Ja'Vance Coleman, FS, So.  
Ramon Sessions, NEV, Fr.  
Matt Gibson, UH, So.  
Mo Charlo, NEV, Jr.  
Miguel Ayala, UTEP, Jr.

### 2005-06

Quinton Hosley, FS, Jr.  
Ahmet Gueye, UH, Jr.  
Matt Lojeski, UH, Jr.  
Elijah Ingram, NMSU, Jr.  
Tyrone Nelson, NMSU, So.

### 2006-07

Reggie Larry, BSU, Jr.  
Matt Nelson, BSU, Jr.  
Dominic McGuire, FS, Jr.  
Justin Hawkins, NMSU, Jr.  
Fred Peete, NMSU, Jr.

### 2007-08

Jordan Brooks, UI, Jr.  
Armon Johnson, NEV, Fr.  
Herb Pope, NMSU, Fr.  
C.J. Webster, SJSU, So.  
Gary Wilkinson, USU, Jr.

### 25-YEAR ALL-WAC TEAM

In March of 2004, the WAC announced its 25-Year All-WAC teams as voted upon by a select group of panelists that included media members that covered the WAC over the years.

#### First Team

Tim Hardaway, UTEP, G  
Danny Ainge, BYU, G  
Melvin Ely, FS, C  
Michael Cage, SDSU, F  
Keith Van Horn, UU, F

#### Second Team

Courtney Alexander, FS, G  
Andre Miller, UU, G  
Kenny Thomas, UNM, C  
Michael Smith, BYU, F  
Fennis Dembo, UW, F



# HONORS PLAYERS OF THE WEEK

## PLAYERS OF THE WEEK 1982-83

Jan. 17 Devin Durrant, BYU  
 Jan. 24 Tony Webster, UH  
 Jan. 31 Pace Mannion, UU  
 Feb. 7 Tim Murphy, CSU  
 Feb. 14 Michael Cage, SDSU  
 Feb. 21 Byron Walker, UW  
 Tony Martin, UW  
 Feb. 28 Brett Applegate, BYU  
 Mar. 7 Peter Williams, UU

## 1983-84

Jan. 16 Brett Applegate, BYU  
 Jan. 23 Michael Cage, SDSU  
 Jan. 30 Michael Cage, SDSU  
 Feb. 6 Maurice McDonald, AFA  
 Feb. 13 Michael Cage, SDSU  
 Feb. 20 Fred Reynolds, UTEP  
 Feb. 27 Jamal Hosey, UW  
 Mar. 4 Devin Durrant, BYU

## 1984-85

Jan. 7 Anthony Watson, SDSU  
 Jan. 14 Leonard Allen, SDSU  
 Jan. 21 Scott Sinek, BYU  
 Jan. 28 Timo Saarelainen, BYU  
 Dave Feitl, UTEP  
 Feb. 4 Manuel Hendrix, UU  
 Feb. 11 Ray Arthur, UH  
 Feb. 18 Anthony Watson, SDSU  
 Feb. 25 Todd Benn, CSU  
 Luster Goodwin, UTEP  
 Mar. 3 Johnny Brown, UNM  
 Manuel Hendrix, UU

## 1985-86

Dec. 2 Johnny Brown, UNM  
 Dec. 9 Dave Feitl, UTEP  
 Dec. 16 Jeff Chatman, BYU  
 Dec. 23 Jerry Stroman, BYU  
 Jan. 6 Johnny Brown, UNM  
 Jan. 13 Jerry Stroman, UU  
 Jan. 20 John Martens, SDSU  
 Jan. 27 Bob Capener, BYU  
 Feb. 2 Anthony Watson, SDSU  
 Feb. 9 Dave Feitl, UTEP  
 Feb. 16 Bob Capener, BYU  
 Feb. 23 Maurice McDonald, AFA  
 Mar. 3 Fennis Dembo, UW

## 1986-87

Dec. 8 Kelvin Scarborough, UNM  
 Dec. 15 Pat Durham, CSU  
 Dec. 22 Michael Smith, BYU  
 Jan. 5 Mitch Smith, UU  
 Jan. 12 Raymond Dudley, AFA  
 Jan. 19 Fennis Dembo, UW  
 Jan. 26 Tom Gneiting, BYU  
 Feb. 2 Raymond Dudley, AFA  
 Feb. 9 Chris Blocker, UTEP  
 Feb. 16 Albert Springs, UU  
 Feb. 23 Eric Leckner, UW  
 Mar. 2 Hunter Greene, UNM

## 1987-88

Dec. 7 Jeff Chatman, BYU  
 Dec. 14 Charlie Thomas, UNM  
 Jan. 4 Darrell McGee, UNM  
 Jan. 11 Chris Sandle, UTEP  
 Jan. 18 Chris Gaines, UH  
 Jan. 25 Raymond Dudley, AFA  
 Feb. 1 Darrell McGee, UNM  
 Feb. 8 Eric Leckner, UW

Feb. 15 Brian Taylor, BYU  
 Feb. 22 Mitch Smith, UU  
 Feb. 29 Reggie Cross, UH  
 Mar. 7 Pat Durham, CSU

## 1988-89

Dec. 5 Mitch McMullen, SDSU  
 Dec. 12 Chris Gaines, UH  
 Dec. 19 Pat Durham, CSU  
 Jan. 9 Charlie Thomas, UNM  
 Jan. 16 Rob Loeffel, UNM  
 Jan. 23 Raymond Dudley, AFA  
 Jan. 30 Raymond Dudley, AFA  
 Michael Smith, BYU  
 Feb. 6 Prince Stewart, UTEP  
 Feb. 13 Robyn Davis, UW  
 Feb. 20 Andy Toolson, BYU  
 Feb. 27 Joel Tribelhorn, CSU  
 Mar. 6 Pat Durham, CSU

## 1989-90

Dec. 4 Mike Mitchell, CSU  
 Dec. 11 Marty Haws, BYU  
 Dec. 18 Josh Grant, UU  
 Jan. 8 Reginald Slater, UW  
 Jan. 15 Steve Schreiner, BYU  
 Jan. 22 Terry Houston, UH  
 Jan. 29 Reginald Slater, UH  
 Feb. 5 Walter Watts, UU  
 Feb. 12 Mike Mitchell, CSU  
 Feb. 19 Marlon Maxey, UTEP  
 Feb. 26 Luc Longley, UNM  
 Mar. 5 Raymond Dudley, AFA

## 1990-91

Dec. 3 Lynn Tryon, CSU  
 Dec. 10 Walter Watts, UU  
 Dec. 17 Reginald Slater, UW  
 Jan. 7 Tim Breaux, UW  
 Jan. 14 Steve Schreiner, BYU  
 Jan. 21 Marty Dow, SDSU  
 Jan. 28 Luc Longley, UNM  
 Feb. 4 Troy Bowe, UH  
 Feb. 11 Steve Schreiner, BYU  
 Feb. 18 Josh Grant, UU  
 Feb. 25 Arthur Massey, SDSU  
 Mar. 4 Luc Longley, UNM

## 1991-92

Nov. 30 Reginald Slater, UW  
 Dec. 7 Nathan Call, BYU  
 Dec. 14 Reginald Slater, UW  
 Jan. 4 Khari Jaxon, UNM  
 Jan. 11 Eddie Rivera, UTEP  
 Jan. 18 Khari Jaxon, UNM  
 Jan. 25 Jimmy Soto, UU  
 Feb. 3 Phil Lott, UH  
 Feb. 10 Byron Wilson, UU  
 Feb. 17 Ryan Yoder, CSU  
 Feb. 24 Tim Breaux, UW  
 Mar. 1 David Van Dyke, UTEP  
 Mar. 8 Gary Trost, BYU

## 1992-93

Dec. 7 Nick Sanderson, BYU  
 Dec. 14 Seth Marshall, FS  
 Dec. 21 Steve Logan, UNM  
 Jan. 4 Josh Grant, UU  
 Jan. 11 Rick Henry, UW  
 Jan. 18 Byron Wilson, UU  
 Jan. 25 Otis Jones, AFA  
 Feb. 1 Jared Miller, BYU  
 Feb. 8 Josh Grant, UU  
 Feb. 15 Eddie Rivera, UTEP

Feb. 22 Ralph Davis, UTEP  
 Mar. 1 Phil Dixon, UU  
 Mar. 8 Ike Williams, UNM

## 1993-94

Dec. 7 David Murray, UW  
 Dec. 13 Jeff Shelley, CSU  
 Dec. 20 Tony Maroney, UH  
 Jan. 3 Trevor Ruffin, UH  
 Jan. 10 Greg Brown, UNM  
 Jan. 17 Antoine Gillespie, UTEP  
 Jan. 24 Damon Crawford, CSU  
 Jan. 31 Carl Ray Harris, FS  
 Feb. 7 Theo Rattiff, UW  
 Feb. 14 Marlow White, UNM  
 Feb. 21 Otis Jones, AFA  
 Feb. 28 Marlow White, UNM  
 Mar. 7 Keith Van Horn, UU

## 1994-95

Nov. 28 Otis Jones, AFA  
 Tes Whitlock, UH  
 Dec. 5 Brian Hayden, UNM  
 Dec. 12 Russell Larson, BYU  
 Dec. 19 Davon Satterwhite, FS  
 Jan. 3 Tes Whitlock, UH  
 Jan. 10 Antoine Gillespie, UTEP  
 Theo Rattiff, UW  
 Jan. 17 Otis Jones, AFA  
 Jan. 23 Clayton Shields, UNM  
 Jan. 30 Keith Van Horn, UU  
 Feb. 6 George Banks, UTEP  
 Feb. 13 Keith Van Horn, UU  
 Feb. 20 Marlow White, UNM  
 Feb. 27 Russell Larson, BYU

## 1995-96

Nov. 27 Anthony Harris, UH  
 Dec. 4 Kendrick Brooks, FS  
 Dec. 11 Kenneth Roberts, BYU  
 Dec. 18 Clayton Shields, UNM  
 Jan. 2 HL Coleman, UW  
 Anthony Harris, UH  
 Jan. 8 Kendrick Brooks, FS  
 Jan. 15 Paul Jarrett, SDSU  
 Jan. 22 Kenneth Roberts, BYU  
 Jan. 29 LaDrell Whitehead, UW  
 Feb. 5 Keith Van Horn, UU  
 Feb. 12 Bobby Sellers, CSU  
 Feb. 19 Anthony Harris, UH  
 Feb. 26 Charles Smith, UNM  
 Mar. 4 Keith Van Horn, UU

## 1996-97

### Pacific Division

Nov. 25 HL Coleman, UW  
 Dec. 2 Dominick Young, FS  
 Dec. 9 Jason Richey, SDSU  
 Dec. 16 Eric Ambrozich, UH  
 Dec. 23 Keon Clark, UNLV  
 Dec. 30 Olivier Saint-Jean, SJSU  
 Jan. 6 Anthony Carter, UH  
 Jan. 13 Jarmica Reese, AFA  
 Jan. 20 Anthony Carter, UH  
 Jan. 27 HL Coleman, UW  
 Feb. 3 Olivier Saint-Jean, SJSU  
 Feb. 10 Daymond Forney, FS  
 Feb. 17 Alika Smith, UH  
 Feb. 24 Warren Rosegreen, UNLV  
 Mar. 3 Chris Herren, FS

### Mountain Division

Nov. 25 Eric Cooley, TU  
 Dec. 2 Clayton Shields, UNM

Dec. 9 JoJo Garcia, UTEP  
 Dec. 16 Keith Van Horn, UU  
 Dec. 23 Keith Van Horn, UU  
 Dec. 30 Shea Seals, TU  
 Jan. 6 Shaun Igo, RU  
 Jan. 13 Kenny Thomas, UNM  
 Jan. 20 Shea Seals, TU  
 Jan. 27 Mike Jones, TCU  
 Feb. 3 Charles Smith, UNM  
 Feb. 10 Keith Van Horn, UU  
 Feb. 17 Mike Jones, TCU  
 Feb. 24 Shea Seals, TU  
 Mar. 3 Michael Ruffin, TU

## 1997-98

### Pacific Division

Nov. 17 Malcolm Johnson, TCU  
 Nov. 24 Michael Ruffin, TU  
 Dec. 1 Alika Smith, UH  
 Dec. 8 Rod Thompson, TU  
 Dec. 15 Lee Nailon, TCU  
 Dec. 22 Anthony Carter, UH  
 Dec. 29 Rod Thompson, TU  
 Jan. 5 Anthony Carter, UH  
 Jan. 12 Malcolm Johnson, TCU  
 Jan. 19 Terrance Roberson, FS  
 Jan. 26 Rafer Alston, FS  
 Feb. 2 Mike Jones, TCU  
 Feb. 9 Lee Nailon, TCU  
 Feb. 16 Michael Ruffin, TU  
 Feb. 23 Tremaine Fowlkes, FS  
 Mar. 1 Anthony Carter, UH

### Mountain Division

Nov. 17 Kaspars Kambala, UNLV  
 Nov. 24 Jarmica Reese, AFA  
 Dec. 1 Hanno Miller, UU  
 Dec. 8 Matt Barnett, CSU  
 Dec. 15 Ryan Chilton, CSU  
 Dec. 22 Andre Miller, UU  
 Dec. 29 Jeron Roberts, UW  
 Jan. 5 Sharif Fajardo, UTEP  
 Jan. 12 Jarmica Reese, AFA  
 Jan. 19 Kenny Thomas, UNM  
 Jan. 26 Andre Miller, UU  
 Feb. 2 Royce Olney, UNM  
 Feb. 9 Clayton Shields, UNM  
 Feb. 16 Jeron Roberts, UW  
 Feb. 23 Ron Selleaze, BYU  
 Mar. 1 Mekeli Wesley, BYU

## 1998-99

### Pacific Division

Nov. 16 Lamont Long, UNM  
 Nov. 23 Lamont Long, UNM  
 Nov. 30 Brian Smith, UNM  
 Dec. 7 Andre Miller, UU  
 Dec. 14 Nathan Cooper, BYU  
 Dec. 21 Willie Farley, FS  
 Dec. 28 Shaun Murray, SJSU  
 Jan. 4 Kenny Thomas, UNM  
 Jan. 11 Terrance Richmond, SJSU  
 Jan. 18 Lamont Long, UNM  
 Jan. 25 Brandon Wolfram, UTEP  
 Feb. 1 Alex Jensen, UU  
 Feb. 8 Terrance Roberson, FS  
 Feb. 15 Kevin Henry, UNM  
 Feb. 22 Kenny Thomas, UNM  
 Mar. 1 Courtney Alexander, FS



## Mountain Division

Nov. 16 Marquise Gainous, TCU  
 Nov. 23 Tyron Wright, AFA  
 Nov. 30 Lee Nailon, TCU  
 Dec. 7 Michael Ruffin, TU  
 Dec. 14 Ugo Udezue, UW  
 Dec. 21 Marquise Gainous, TCU  
 Dec. 28 Michael Ruffin, TU  
 Jan. 4 Lee Nailon, TCU  
 Jan. 11 Michael Ruffin, TU  
 Jan. 18 Anthony Blakes, UW  
 Jan. 25 Jeryl Sasser, SMU  
 Feb. 1 Alex Bougaieff, RU  
 Feb. 8 Willie Davis, SMU  
 Feb. 15 Lee Nailon, TCU  
 Feb. 22 Tyron Wright, AFA  
 Mar. 1 Shawn Marion, UNLV

## 1999-2000

Nov. 22 Willie Davis, SMU  
 Nov. 29 Jeryl Sasser, SMU  
 Dec. 6 Eric Coley, TU  
 Dec. 13 Courtney Alexander, FS  
 Dec. 20 William Smith, UTEP  
 Dec. 27 Greg Harrington, TU  
 Jan. 3 Predrag Savovic, UH  
 Jan. 10 Brandon Kurtz, TU  
 Jan. 17 Greg Harrington, TU  
 Jan. 24 Willie Davis, SMU  
 Jan. 31 Larry Abney, FS  
 Feb. 7 Melvin Ely, FS  
 Feb. 14 Roy Smallwood, UTEP  
 Feb. 21 Larry Abney, FS  
 Feb. 28 Courtney Alexander, FS  
 Mar. 6 Marquise Gainous, TCU

## 2000-01

Nov. 20 Terrance Green, So., G, NEV  
 Nov. 27 Eugene Costello, Jr., G, UTEP  
 Dec. 4 Brandon Wolfram, Sr., F, UTEP  
 Dec. 11 Ryan Carroll, Sr., G/F, TCU  
 Dec. 18 Troy Ostler, Sr., C, UH  
 Dec. 25 Tito Maddox, Fr., G, FS  
 Jan. 1 Greedy Daniels, Jr., G, TCU  
 Jan. 8 Mike Wilks, Sr., G, RU  
 Jan. 15 Demetrius Porter, Sr., G, FS  
 Jan. 22 Kevin Johnson, So., F, TU  
 Jan. 29 Tito Maddox, Fr., G, FS  
 Feb. 5 Brian Stewart, Jr., C, UTEP  
 Feb. 12 Jeryl Sasser, Sr., G, SMU  
 Feb. 19 Bingo Merriex, So., F, TCU  
 Feb. 26 Melvin Ely, Jr., C, FS  
 Mar. 5 Brandon Wolfram, Sr., F, UTEP

## 2001-02

Nov. 19 Chris Jefferies, Jr., F, FS  
 Nov. 26 Dante Swanson, Jr., G, TU  
 Dec. 3 Garry Hill-Thomas, So., G, NEV  
 Dec. 10 Darrian Brown, Jr., G, LTU  
 Dec. 17 Abe Jackson, Sr., F, BSU  
 Dec. 24 Dante Swanson, Jr., G, TU  
 Dec. 31 Predrag Savovic, Sr., G, UH  
 Jan. 7 Melvin Ely, Sr., C, FS  
 Jan. 14 Terrance Green, Jr., G, NEV  
 Jan. 21 David Granucci, Sr., F, SJSU  
 Jan. 28 Mike McIntyre, Sr., G, UH  
 Feb. 4 Predrag Savovic, Sr., G, UH  
 Feb. 11 Corey Jackson, Sr., F, NEV  
 Feb. 18 Kevin Johnson, Jr., F, TU  
 Feb. 25 Gerrod Henderson, Sr., G, LTU  
 Mar. 4 Carl English, So., G, UH

## 2002-03

Nov. 25 Quinton Ross, Sr., G/F, SMU  
 Dec. 2 C.J. Williams, Sr., G, BSU  
 Dec. 9 Jason Parker, Jr., G, TU  
 Dec. 16 Bryan Defares, Jr., G, BSU  
 Dec. 23 Kirk Snyder, So., G, NEV  
 Dec. 30 Jonathan Woods, Jr., F, FS  
 Jan. 6 Hiram Fuller, Sr., F, FS  
 Jan. 13 Carl English, Jr., G, UH  
 Jan. 20 Omar-Seli Mance, Sr., G, RU  
 Jan. 27 Quinton Ross, Sr., G/F, SMU  
 Feb. 3 Carl English, Jr., G, UH  
 Feb. 10 Antonio Meeking, Sr., F, LTU  
 Feb. 17 Lavelle Felton, Sr., G, LTU  
 Feb. 24 Carl English, Jr., G, UH  
 Mar. 3 Damon Jackson, Sr., G, FS  
 Mar. 10 Michael Harris, So., F, RU

## 2003-04

Nov. 24 Justin Isham, Jr., G, SMU  
 Dec. 1 Anthony Price, So., F, TU  
 Dec. 8 Patrick Simpson, Jr., F, SMU  
 Dec. 15 Eric Walton, Sr., C, SJSU  
 Dec. 22 Kirk Snyder, Jr., G, NEV  
 Dec. 29 Omar Thomas, Jr., G/F, UTEP  
 Jan. 5 Jermaine Blackburn, Jr., G/F, BSU  
 Jan. 12 Michael Harris, Jr., F, RU  
 Jan. 19 Omar Thomas, Jr., G/F, UTEP  
 Jan. 26 Paul Millsap, Fr., F/C, LTU  
 Feb. 2 Julian Sensley, So., F, UH  
 Feb. 9 Marcus West, Jr., G, FS  
 Feb. 16 Nick Fazekas, Fr., F, NEV  
 Feb. 23 Michael Harris, Jr., F, RU  
 Mar. 1 Filiberto Rivera, Jr., G, UTEP  
 Mar. 8 Shantay Legans, Sr., G, FS

## 2004-05

Nov. 22 Nick Fazekas, So., F, NEV  
 Nov. 29 Marquin Chandler, Sr., F, SJSU  
 Dec. 6 Jason Ellis, Sr., F, BSU  
 Dec. 13 Mustafa Al-Sayyad, Sr., F, FS  
 Dec. 20 Bryan Hopkins, Jr., G, SMU  
 Dec. 27 Bryan Hopkins, Jr., G, SMU  
 Jan. 3 Michael Harris, Sr., F, RU  
 Jan. 10 Nick Fazekas, So., F, NEV  
 Jan. 17 Omar Thomas, Sr., F, UTEP  
 Jan. 24 Paul Millsap, So., F, LTU  
 Jan. 31 Marquin Chandler, Sr., F, SJSU  
 Feb. 7 Jarius Glenn, Sr., F, TU  
 Feb. 14 Paul Millsap, So., F, LTU  
 Feb. 21 Nick Fazekas, So., F, NEV  
 Feb. 28 Michael Harris, Sr., F, RU  
 Mar. 7 Jason McKrieth, Sr., G, RU

## 2005-06

Nov. 21 Matt Lojeski, Jr., G, UH  
 Nov. 28 Marcelus Kemp, So., G, NEV  
 Dec. 5 Nick Fazekas, Jr., F, NEV  
 Dec. 12 Jaycee Carroll, So., G, USU  
 Dec. 19 Paul Millsap, Jr., F, LTU  
 Dec. 26 Tyrone Nelson, So., F, NMSU  
 Jan. 2 Nate Harris, Sr., F, USU  
 Jan. 9 Paul Millsap, Jr., F, LTU  
 Jan. 16 Paul Millsap, Jr., F, LTU  
 Jan. 23 Quinton Hosley, Jr., FS  
 Jan. 30 Tyrone Nelson, So., F, NMSU  
 Feb. 6 Nick Fazekas, Jr., F, NEV  
 Feb. 13 Demarshay Johnson, Jr., F, NEV  
 Feb. 20 Paul Millsap, Jr., F, LTU  
 Feb. 27 Nick Fazekas, Jr., F, NEV  
 Mar. 6 Nick Fazekas, Jr., F, NEV

## 2006-07

Nov. 13 Dominic McGuire, Jr., F, FS  
 Nov. 20 Jaycee Carroll, Jr., G, USU  
 Nov. 27 Nick Fazekas, Sr., F, NEV  
 Dec. 4 Hector Hernandez, Jr., F, FS  
 Dec. 11 David Fisher, Jr., F, NMSU  
 Dec. 18 Reggie Larry, Jr., F, BSU  
 Dec. 25 Matt Lojeski, Sr., G, UH  
 Jan. 1 Dominic McGuire, Jr., F, FS  
 Jan. 8 Trey McDowell, Sr., G, LTU  
 Jan. 15 Marcelus Kemp, Jr., G, NEV  
 Jan. 22 Trey McDowell, Sr., G, LTU  
 Jan. 29 Coby Karl, Sr., G, BSU  
 Feb. 5 Matt Gibson, Jr., G, UH  
 Feb. 12 Jaycee Carroll, Jr., G, USU  
 Feb. 19 Anthony Thomas, Fr., G, BSU  
 Feb. 26 Nick Fazekas, Sr., F, NEV  
 Mar. 5 Matt Lojeski, Sr., G, UH

## 2007-08

Nov. 12 Reggie Larry, So., FS  
 Nov. 19 Marcelus Kemp, Sr., NEV  
 Nov. 26 Stephen DuCharme, Sr., USU  
 Dec. 3 Justin Hawkins, Sr., NMSU  
 Dec. 10 Reggie Larry, So., BS  
 Dec. 17 Brandon Fields, So., NEV  
 Dec. 24 Jaycee Carroll, Sr., USU  
 Dec. 31 Matt Nelson, Sr., BS  
 Jan. 7 Matt Nelson, Sr., BS  
 Jan. 14 C.J. Webster, So., SJSU  
 Jan. 21 Jaycee Carroll, Sr., USU  
 Jan. 28 Mike Hall, Jr., UI  
 Feb. 4 Reggie Larry, So., BS  
 Feb. 11 Jaycee Carroll, Sr., USU  
 Feb. 18 Marcelus Kemp, Sr., NEV  
 Feb. 25 Kevin Bell, Sr., FS  
 Mar. 3 Michael Crowell, Sr., UI  
 Mar. 10 Justin Hawkins, Sr., NMSU

## NBA FIRST-ROUNDERS

### Atlanta Hawks

Mike Sojourner, UU, 1974 (10)

### Boston Celtics

Charles Bradley, UW, 1981 (23)  
 Greg Kite, BYU, 1983 (21)  
 Michael Smith, BYU, 1989 (13)

### Cleveland Cavaliers

Andre Miller, UU, 1999 (8)

### Dallas Mavericks

Bill Garnett, UW, 1982 (4)

### Detroit Pistons

Joe Caldwell, ASU, 1964 (2)  
 Theo Ratliff, UW, 1995 (18)

### Golden State Warriors

Tim Hardaway, UTEP, 1989 (14)

### Houston Rockets

Kenny Thomas, UNM, 1999 (22)

### Los Angeles Clippers

Tom Chambers, UU, 1981 (8)  
 Michael Cage, SDSU, 1984 (14)  
 Melvin Ely, FS, 2002 (12)

### Los Angeles Lakers

Jerry Chambers, UU, 1966 (7)  
 Chris Jefferies, FS, 2002 (27)

### Miami Heat

Charles Smith, UNM, 1997 (26)

### Minnesota Timberwolves

Luc Longley, UNM, 1991 (7)

### Orlando Magic

Michael Doleac, UU, 1998 (12)  
 Keon Clark, UNLV, 1998 (13)  
 Courtney Alexander, FS, 2000 (13)  
 Jeryl Sasser, SMU, 2001 (22)

### Philadelphia 76ers

Craig Raymond, BYU, 1967 (12)  
 Shawn Bradley, BYU, 1993 (2)  
 Keith Van Horn, UU, 1997 (2)

### Phoenix Suns

Greg Howard, UNM, 1970 (10)  
 Shawn Marion, UNLV, 1999 (9)

### Portland Trailblazers

Lionel Hollins, ASU, 1975 (6)

### Sacramento Kings

Mel Daniels, UNM, 1967 (9)  
 Olivier Saint-Jean, SJSU, 1997 (11)

### Seattle Supersonics

Danny Vranes, UU, 1981 (5)

### Utah Jazz

Eric Leckner, UW, 1988 (17)  
 Kirk Snyder, NEV, 2004 (16)

### Washington Wizards

JaVale McGee, NEV, 2008 (18)



# STANDINGS ALL-TIME

## 1962-63

| Team          | Coach          | WAC Games |      |      |      | All Games |      |      |      |
|---------------|----------------|-----------|------|------|------|-----------|------|------|------|
|               |                | W-L       | Pct. | Off. | Def. | W-L       | Pct. | Off. | Def. |
| Arizona State | Ned Wulk       | 9-1       | .900 | 78.5 | 69.0 | 26-3      | .897 | 79.5 | 69.3 |
| Brigham Young | Stan Watts     | 6-4       | .600 | 80.3 | 80.9 | 12-14     | .462 | 76.3 | 78.3 |
| Utah          | Jack Gardner   | 5-5       | .500 | 76.5 | 65.2 | 12-14     | .462 | 72.7 | 74.8 |
| New Mexico    | Bob King       | 4-6       | .400 | 61.9 | 61.6 | 16-9      | .640 | 65.6 | 57.8 |
| Arizona       | Bruce Larson   | 3-7       | .300 | 63.1 | 66.2 | 13-13     | .500 | 62.0 | 61.8 |
| Wyoming       | Bill Stranigan | 3-7       | .300 | 72.7 | 79.1 | 11-15     | .423 | 71.6 | 75.3 |

## 1963-64

| Team          | Coach          | WAC Games |      |      |      | All Games |      |      |      |
|---------------|----------------|-----------|------|------|------|-----------|------|------|------|
|               |                | W-L       | Pct. | Off. | Def. | W-L       | Pct. | Off. | Def. |
| New Mexico    | Bob King       | 7-3       | .700 | 65.2 | 60.2 | 23-6      | .793 | 67.8 | 57.2 |
| Arizona State | Ned Wulk       | 7-3       | .700 | 78.5 | 74.4 | 16-11     | .593 | 81.5 | 77.4 |
| Brigham Young | Stan Watts     | 5-5       | .500 | 83.5 | 83.8 | 13-12     | .520 | 78.9 | 80.1 |
| Utah          | Jack Gardner   | 4-6       | .400 | 74.9 | 82.1 | 19-9      | .679 | 79.9 | 76.4 |
| Arizona       | Bruce Larson   | 4-6       | .400 | 69.8 | 69.3 | 15-11     | .577 | 67.5 | 62.9 |
| Wyoming       | Bill Stranigan | 3-7       | .300 | 78.3 | 80.4 | 12-14     | .462 | 78.0 | 78.3 |

## 1964-65

| Team          | Coach          | WAC Games |      |      |      | All Games |      |      |      |
|---------------|----------------|-----------|------|------|------|-----------|------|------|------|
|               |                | W-L       | Pct. | Off. | Def. | W-L       | Pct. | Off. | Def. |
| Brigham Young | Stan Watts     | 8-2       | .800 | 92.4 | 86.1 | 21-7      | .750 | 94.6 | 82.5 |
| New Mexico    | Bob King       | 5-5       | .500 | 70.4 | 67.3 | 19-8      | .704 | 71.3 | 55.7 |
| Arizona       | Bruce Larson   | 5-5       | .500 | 70.6 | 74.7 | 17-9      | .653 | 72.7 | 66.7 |
| Wyoming       | Bill Stranigan | 5-5       | .500 | 89.3 | 85.8 | 16-10     | .615 | 86.3 | 80.0 |
| Arizona State | Ned Wulk       | 4-6       | .400 | 83.2 | 88.4 | 13-14     | .481 | 85.2 | 85.6 |
| Utah          | Jack Gardner   | 3-7       | .300 | 83.6 | 87.4 | 17-9      | .653 | 89.9 | 82.8 |

## 1965-66

| Team          | Coach          | WAC Games |      |      |      | All Games |      |      |      |
|---------------|----------------|-----------|------|------|------|-----------|------|------|------|
|               |                | W-L       | Pct. | Off. | Def. | W-L       | Pct. | Off. | Def. |
| Utah          | Jack Gardner   | 7-3       | .700 | 89.6 | 85.1 | 23-8      | .742 | 98.0 | 79.5 |
| Brigham Young | Stan Watts     | 6-4       | .600 | 91.3 | 86.3 | 20-5      | .800 | 97.0 | 84.1 |
| Wyoming       | Bill Stranigan | 5-5       | .500 | 92.4 | 85.7 | 17-9      | .654 | 91.0 | 81.8 |
| Arizona       | Bruce Larson   | 5-5       | .500 | 74.9 | 78.6 | 15-11     | .577 | 74.2 | 71.8 |
| New Mexico    | Bob King       | 4-6       | .400 | 74.5 | 77.1 | 16-8      | .667 | 77.3 | 68.5 |
| Arizona State | Ned Wulk       | 3-7       | .300 | 78.8 | 88.7 | 12-14     | .462 | 77.0 | 80.3 |

## 1966-67

| Team          | Coach          | WAC Games |      |      |      | All Games |      |      |      |
|---------------|----------------|-----------|------|------|------|-----------|------|------|------|
|               |                | W-L       | Pct. | Off. | Def. | W-L       | Pct. | Off. | Def. |
| Brigham Young | Stan Watts     | 8-2       | .800 | 74.6 | 71.7 | 14-10     | .583 | 81.7 | 76.1 |
| Wyoming       | Bill Stranigan | 8-2       | .800 | 77.3 | 72.3 | 15-14     | .517 | 73.4 | 74.9 |
| New Mexico    | Bob King       | 5-5       | .500 | 73.5 | 65.5 | 19-8      | .704 | 72.0 | 61.6 |
| Utah          | Jack Gardner   | 5-5       | .500 | 72.0 | 68.6 | 15-11     | .577 | 77.2 | 71.0 |
| Arizona       | Bruce Larson   | 3-7       | .300 | 67.9 | 73.1 | 8-17      | .320 | 67.7 | 73.1 |
| Arizona State | Ned Wulk       | 1-9       | .100 | 70.5 | 85.0 | 5-21      | .192 | 68.4 | 79.3 |

## 1967-68

| Team          | Coach          | WAC Games |      |      |      | All Games |      |      |      |
|---------------|----------------|-----------|------|------|------|-----------|------|------|------|
|               |                | W-L       | Pct. | Off. | Def. | W-L       | Pct. | Off. | Def. |
| New Mexico    | Bob King       | 8-2       | .800 | 79.5 | 68.8 | 23-5      | .821 | 77.4 | 68.1 |
| Wyoming       | Bill Stranigan | 5-5       | .500 | 80.6 | 82.8 | 18-9      | .667 | 85.6 | 80.5 |
| Utah          | Jack Gardner   | 5-5       | .500 | 84.0 | 81.4 | 17-9      | .653 | 86.0 | 82.0 |
| Brigham Young | Stan Watts     | 4-6       | .400 | 83.7 | 83.4 | 13-12     | .520 | 82.6 | 78.2 |
| Arizona       | Bruce Larson   | 4-6       | .400 | 75.6 | 80.5 | 11-13     | .459 | 74.6 | 74.7 |
| Arizona State | Ned Wulk       | 4-6       | .400 | 80.7 | 87.2 | 11-17     | .393 | 78.2 | 84.1 |

## 1968-69

| Team          | Coach          | WAC Games |      |      |      | All Games |      |      |      |
|---------------|----------------|-----------|------|------|------|-----------|------|------|------|
|               |                | W-L       | Pct. | Off. | Def. | W-L       | Pct. | Off. | Def. |
| Wyoming       | Bill Stranigan | 6-4       | .600 | 74.6 | 72.1 | 19-9      | .679 | 82.2 | 74.3 |
| Brigham Young | Stan Watts     | 6-4       | .600 | 80.4 | 79.8 | 16-12     | .571 | 83.0 | 80.7 |
| Arizona       | Bruce Larson   | 5-5       | .500 | 76.8 | 75.7 | 17-10     | .630 | 78.0 | 72.9 |
| Utah          | Jack Gardner   | 5-5       | .500 | 82.4 | 84.2 | 13-13     | .500 | 83.6 | 83.7 |
| New Mexico    | Bob King       | 4-6       | .400 | 75.8 | 74.6 | 17-9      | .654 | 77.4 | 69.1 |
| Arizona State | Ned Wulk       | 4-6       | .400 | 83.4 | 87.0 | 11-15     | .423 | 83.0 | 84.7 |

## 1969-70

| Team           | Coach          | WAC Games |      |      |      | All Games |      |      |      |
|----------------|----------------|-----------|------|------|------|-----------|------|------|------|
|                |                | W-L       | Pct. | Off. | Def. | W-L       | Pct. | Off. | Def. |
| UTEP           | Don Haskins    | 10-4      | .714 | 79.5 | 71.9 | 17-8      | .680 | 79.1 | 72.6 |
| Wyoming        | Bill Stranigan | 9-5       | .643 | 86.4 | 83.3 | 19-7      | .731 | 83.9 | 79.7 |
| Utah           | Jack Gardner   | 9-5       | .643 | 86.4 | 82.4 | 18-10     | .643 | 87.9 | 83.7 |
| Arizona        | Bruce Larson   | 8-6       | .571 | 79.8 | 80.4 | 12-14     | .452 | 78.4 | 81.9 |
| Colorado State | Jim Williams   | 7-7       | .500 | 78.3 | 75.5 | 14-9      | .609 | 78.2 | 73.3 |
| New Mexico     | Bob King       | 7-7       | .500 | 78.0 | 79.4 | 13-13     | .500 | 78.0 | 78.7 |
| Brigham Young  | Stan Watts     | 4-10      | .286 | 80.4 | 86.0 | 8-18      | .308 | 80.6 | 84.2 |
| Arizona State  | Ned Wulk       | 2-12      | .142 | 83.8 | 94.3 | 4-22      | .154 | 81.5 | 89.6 |

## 1970-71

| Team           | Coach          | WAC Games |      |      |      | All Games |      |      |      |
|----------------|----------------|-----------|------|------|------|-----------|------|------|------|
|                |                | W-L       | Pct. | Off. | Def. | W-L       | Pct. | Off. | Def. |
| Brigham Young  | Stan Watts     | 10-4      | .714 | 82.0 | 75.4 | 18-11     | .621 | 82.8 | 79.1 |
| UTEP           | Don Haskins    | 9-5       | .643 | 69.5 | 68.5 | 16-10     | .615 | 68.2 | 65.2 |
| Utah           | Jack Gardner   | 9-5       | .643 | 85.1 | 84.4 | 15-11     | .615 | 85.6 | 75.6 |
| Arizona State  | Ned Wulk       | 8-6       | .571 | 87.5 | 82.4 | 16-10     | .615 | 90.2 | 82.7 |
| Colorado State | Jim Williams   | 7-7       | .500 | 80.2 | 76.5 | 15-10     | .600 | 79.2 | 73.3 |
| Wyoming        | Bill Stranigan | 6-8       | .429 | 76.0 | 77.8 | 10-15     | .400 | 75.6 | 77.5 |
| New Mexico     | Bob King       | 4-10      | .286 | 71.2 | 76.0 | 14-12     | .539 | 74.4 | 72.4 |
| Arizona        | Bruce Larson   | 3-11      | .214 | 79.6 | 88.9 | 10-16     | .385 | 82.8 | 85.2 |

## 1971-72

| Team           | Coach          | WAC Games |      |      |      | All Games |      |      |      |
|----------------|----------------|-----------|------|------|------|-----------|------|------|------|
|                |                | W-L       | Pct. | Off. | Def. | W-L       | Pct. | Off. | Def. |
| Brigham Young  | Stan Watts     | 12-2      | .857 | 81.0 | 71.7 | 21-5      | .808 | 81.8 | 74.1 |
| UTEP           | Don Haskins    | 9-5       | .643 | 66.4 | 59.9 | 20-7      | .741 | 68.5 | 60.6 |
| Arizona State  | Ned Wulk       | 9-5       | .643 | 81.0 | 77.6 | 18-8      | .692 | 84.6 | 79.0 |
| Colorado State | Jim Williams   | 7-7       | .500 | 76.6 | 76.3 | 15-9      | .625 | 79.2 | 73.2 |
| New Mexico     | Bob King       | 7-7       | .500 | 65.8 | 65.8 | 15-11     | .577 | 72.2 | 68.8 |
| Utah           | Bill Foster    | 5-9       | .357 | 69.6 | 72.4 | 13-12     | .520 | 73.9 | 71.6 |
| Arizona        | Bruce Larson   | 4-10      | .286 | 66.4 | 74.8 | 6-20      | .231 | 66.5 | 76.5 |
| Wyoming        | Bill Stranigan | 3-11      | .214 | 63.3 | 71.7 | 12-14     | .462 | 71.0 | 73.8 |

## 1972-73

| Team           | Coach            | WAC Games |      |      |      | All Games |      |      |      |
|----------------|------------------|-----------|------|------|------|-----------|------|------|------|
|                |                  | W-L       | Pct. | Off. | Def. | W-L       | Pct. | Off. | Def. |
| Arizona State  | Ned Wulk         | 10-4      | .714 | 81.8 | 73.7 | 19-9      | .679 | 82.5 | 74.9 |
| New Mexico     | Norm Ellenberger | 9-5       | .643 | 75.1 | 69.6 | 21-6      | .777 | 78.6 | 67.1 |
| Brigham Young  | Glenn Potter     | 9-5       | .643 | 74.1 | 72.3 | 19-7      | .730 | 79.5 | 74.6 |
| Arizona        | Fred Snowden     | 9-5       | .643 | 84.8 | 84.0 | 16-10     | .615 | 81.8 | 81.5 |
| UTEP           | Don Haskins      | 6-8       | .428 | 61.4 | 61.0 | 16-10     | .615 | 63.3 | 56.1 |
| Colorado State | Jim Williams     | 5-9       | .357 | 68.4 | 73.6 | 13-15     | .464 | 70.1 | 71.8 |
| Wyoming        | Bill Stranigan   | 4-10      | .285 | 61.8 | 69.3 | 9-17      | .346 | 60.8 | 66.9 |
| Utah           | Bill Foster      | 4-10      | .285 | 72.1 | 76.4 | 8-19      | .296 | 71.1 | 75.5 |

## 1973-74

| Team           | Coach            | WAC Games |      |      |      | All Games |      |      |      |
|----------------|------------------|-----------|------|------|------|-----------|------|------|------|
|                |                  | W-L       | Pct. | Off. | Def. | W-L       | Pct. | Off. | Def. |
| New Mexico     | Norm Ellenberger | 10-4      | .714 | 80.5 | 74.1 | 22-7      | .759 | 84.2 | 71.9 |
| Utah           | Bill Foster      | 9-5       | .643 | 87.3 | 84.2 | 22-8      | .733 | 90.9 | 83.1 |
| Arizona        | Fred Snowden     | 9-5       | .643 | 90.2 | 86.9 | 19-7      | .730 | 89.0 | 81.9 |
| Arizona State  | Ned Wulk         | 9-5       | .643 | 80.1 | 74.6 | 18-9      | .667 | 80.9 | 74.0 |
| UTEP           | Don Haskins      | 8-6       | .571 | 66.1 | 62.2 | 18-7      | .720 | 65.7 | 56.5 |
| Brigham Young  | Glenn Potter     | 6-8       | .429 | 75.1 | 81.5 | 11-15     | .423 | 77.5 | 84.0 |
| Colorado State | Jim Williams     | 5-9       | .357 | 65.8 | 65.0 | 12-14     | .461 | 67.8 | 64.8 |
| Wyoming        | Moe Radovich     | 0-14      | .000 | 66.5 | 82.1 | 4-22      | .153 | 68.9 | 80.0 |

## 1974-75

| Team           | Coach            | WAC Games |      |      |      | All Games |      |      |      |
|----------------|------------------|-----------|------|------|------|-----------|------|------|------|
|                |                  | W-L       | Pct. | Off. | Def. | W-L       | Pct. | Off. | Def. |
| Arizona State  | Ned Wulk         | 12-2      | .857 | 89.1 | 78.9 | 25-4      | .862 | 86.9 | 77.0 |
| UTEP           | Don Haskins      | 10-4      | .714 | 64.2 | 59.8 | 20-6      | .769 | 64.2 | 57.3 |
| Arizona        | Fred Snowden     | 9-5       | .642 | 80.0 | 74.9 | 22-7      | .759 | 82.1 | 74.6 |
| Utah           | Jerry Pimm       | 7-7       | .500 | 77.5 | 77.2 | 17-9      | .654 | 85.4 | 79.8 |
| Colorado State | Jim Williams     | 6-8       | .429 | 75.1 | 74.7 | 14-12     | .538 | 76.5 | 70.6 |
| Brigham Young  | Glenn Potter     | 5-9       | .357 | 75.4 | 82.7 | 12-14     | .462 | 79.3 | 81.4 |
| New Mexico     | Norm Ellenberger | 4-10      | .286 | 67.4 | 70.9 | 13-13     | .500 | 71.1 | 70.2 |
| Wyoming        | Moe Radovich     | 3-11      | .214 | 63.6 | 73.0 | 10-16     | .385 | 68.7 | 71.5 |



## 1975-76

| Team           | Coach            | WAC Games |      |      |      | All Games |      |      |      |
|----------------|------------------|-----------|------|------|------|-----------|------|------|------|
|                |                  | W-L       | Pct. | Off. | Def. | W-L       | Pct. | Off. | Def. |
| Arizona        | Fred Snowden     | 11-3      | .786 | 73.7 | 69.3 | 24-9      | .727 | 81.9 | 73.7 |
| UTEP           | Don Haskins      | 9-5       | .643 | 61.0 | 58.4 | 19-7      | .731 | 64.2 | 56.9 |
| Utah           | Jerry Pimm       | 9-5       | .643 | 73.4 | 71.7 | 19-8      | .704 | 81.6 | 73.8 |
| New Mexico     | Norm Ellenberger | 8-6       | .571 | 66.5 | 66.1 | 16-11     | .592 | 72.8 | 70.4 |
| Brigham Young  | Frank Arnold     | 6-8       | .428 | 77.0 | 75.4 | 12-14     | .461 | 77.5 | 76.5 |
| Colorado State | Jim Williams     | 6-8       | .428 | 74.1 | 77.6 | 10-16     | .384 | 73.6 | 76.6 |
| Arizona State  | Ned Wulk         | 5-9       | .357 | 75.6 | 76.5 | 16-11     | .592 | 77.7 | 74.6 |
| Wyoming        | Moe Radovich     | 2-12      | .143 | 61.2 | 66.4 | 10-17     | .370 | 66.4 | 65.9 |

## 1976-77

| Team           | Coach            | WAC Games |      |      |      | All Games |      |      |      |
|----------------|------------------|-----------|------|------|------|-----------|------|------|------|
|                |                  | W-L       | Pct. | Off. | Def. | W-L       | Pct. | Off. | Def. |
| Utah           | Jerry Pimm       | 11-3      | .786 | 77.1 | 71.2 | 22-7      | .758 | 81.7 | 74.5 |
| Arizona        | Fred Snowden     | 10-4      | .714 | 82.5 | 77.1 | 21-6      | .778 | 85.2 | 74.6 |
| New Mexico     | Norm Ellenberger | 8-6       | .576 | 77.5 | 77.5 | 19-11     | .633 | 86.6 | 80.8 |
| Wyoming        | Don DeVoe        | 8-6       | .576 | 74.6 | 78.8 | 17-10     | .629 | 75.4 | 72.7 |
| Arizona State  | Ned Wulk         | 6-8       | .428 | 80.7 | 80.1 | 15-13     | .536 | 82.7 | 79.6 |
| Colorado State | Jim Williams     | 6-8       | .428 | 69.0 | 67.6 | 13-12     | .520 | 70.8 | 65.9 |
| Brigham Young  | Frank Arnold     | 4-10      | .286 | 69.3 | 74.0 | 12-15     | .444 | 74.6 | 75.1 |
| UTEP           | Don Haskins      | 3-11      | .214 | 58.6 | 62.8 | 11-15     | .423 | 63.7 | 63.4 |

## 1977-78

| Team           | Coach            | WAC Games |      |      |      | All Games |      |      |      |
|----------------|------------------|-----------|------|------|------|-----------|------|------|------|
|                |                  | W-L       | Pct. | Off. | Def. | W-L       | Pct. | Off. | Def. |
| New Mexico     | Norm Ellenberger | 13-1      | .928 | 92.4 | 79.8 | 24-4      | .857 | 97.5 | 82.9 |
| Utah           | Jerry Pimm       | 12-2      | .857 | 81.5 | 74.7 | 23-6      | .793 | 79.5 | 73.2 |
| Colorado State | Jim Williams     | 8-6       | .571 | 77.6 | 78.1 | 18-9      | .667 | 76.1 | 73.0 |
| Arizona        | Fred Snowden     | 6-8       | .428 | 82.1 | 81.1 | 15-11     | .577 | 84.0 | 79.5 |
| Arizona State  | Ned Wulk         | 6-8       | .428 | 78.2 | 81.1 | 13-14     | .481 | 79.6 | 80.4 |
| Brigham Young  | Fred Arnold      | 6-8       | .428 | 79.9 | 80.9 | 12-18     | .400 | 81.0 | 83.2 |
| Wyoming        | Don DeVoe        | 3-11      | .214 | 72.5 | 81.1 | 12-15     | .444 | 77.9 | 77.7 |
| UTEP           | Don Haskins      | 2-12      | .143 | 60.9 | 68.4 | 10-16     | .385 | 63.1 | 65.5 |

## 1978-79

| Team            | Coach            | WAC Games |      |      |      | All Games |      |      |      |
|-----------------|------------------|-----------|------|------|------|-----------|------|------|------|
|                 |                  | W-L       | Pct. | Off. | Def. | W-L       | Pct. | Off. | Def. |
| Brigham Young   | Frank Arnold     | 10-2      | .833 | 81.9 | 71.8 | 20-8      | .714 | 85.0 | 76.6 |
| Utah            | Jerry Pimm       | 9-3       | .750 | 76.3 | 74.1 | 20-10     | .667 | 77.6 | 75.5 |
| New Mexico      | Norm Ellenberger | 8-4       | .667 | 77.7 | 75.5 | 19-10     | .655 | 88.5 | 82.0 |
| Wyoming         | Jim Brandenburg  | 5-7       | .417 | 61.9 | 63.5 | 15-12     | .555 | 70.6 | 65.6 |
| San Diego State | Tim Vezie        | 4-8       | .333 | 78.0 | 80.8 | 15-12     | .555 | 80.7 | 78.2 |
| UTEP            | Don Haskins      | 3-9       | .250 | 64.9 | 67.3 | 11-15     | .423 | 69.0 | 67.8 |
| Colorado State  | Jim Williams     | 3-9       | .250 | 69.7 | 76.6 | 11-16     | .407 | 73.5 | 74.3 |

## 1979-80

| Team            | Coach            | WAC Games |      |      |      | All Games |      |      |      |
|-----------------|------------------|-----------|------|------|------|-----------|------|------|------|
|                 |                  | W-L       | Pct. | Off. | Def. | W-L       | Pct. | Off. | Def. |
| Brigham Young   | Frank Arnold     | 13-1      | .928 | 84.2 | 69.7 | 24-5      | .837 | 83.5 | 72.5 |
| UTEP            | Don Haskins      | 10-4      | .714 | 71.2 | 68.1 | 20-8      | .714 | 70.2 | 65.8 |
| Utah            | Jerry Pimm       | 10-4      | .714 | 78.1 | 72.1 | 18-10     | .643 | 77.7 | 73.1 |
| Wyoming         | Jim Brandenburg  | 8-6       | .571 | 59.5 | 55.8 | 18-10     | .643 | 69.0 | 58.7 |
| Colorado State  | Jim Williams     | 5-9       | .357 | 73.7 | 78.4 | 10-17     | .370 | 72.9 | 77.1 |
| Hawai'i         | Larry Little     | 4-10      | .286 | 76.0 | 74.1 | 13-14     | .481 | 75.7 | 76.4 |
| New Mexico      | Charlie Harrison | 3-11      | .214 | 67.6 | 76.2 | 7-21      | .250 | 74.0 | 80.0 |
| San Diego State | Smokey Gaines    | 3-11      | .214 | 76.4 | 85.5 | 6-21      | .222 | 77.6 | 85.3 |

## 1980-81

| Team            | Coach           | WAC Games |      |      |      | All Games |      |      |      |
|-----------------|-----------------|-----------|------|------|------|-----------|------|------|------|
|                 |                 | W-L       | Pct. | Off. | Def. | W-L       | Pct. | Off. | Def. |
| Utah            | Jerry Pimm      | 13-3      | .812 | 72.8 | 64.9 | 25-5      | .833 | 76.3 | 66.3 |
| Wyoming         | Jim Brandenburg | 13-3      | .812 | 68.9 | 55.8 | 24-6      | .809 | 73.6 | 57.7 |
| Brigham Young   | Frank Arnold    | 12-4      | .750 | 77.8 | 69.6 | 25-7      | .781 | 78.8 | 71.1 |
| UTEP            | Don Haskins     | 9-7       | .562 | 60.1 | 57.8 | 18-12     | .600 | 67.4 | 62.1 |
| San Diego State | Smokey Gaines   | 8-8       | .500 | 70.6 | 74.1 | 15-12     | .556 | 72.5 | 72.5 |
| Hawai'i         | Larry Little    | 7-9       | .437 | 63.8 | 67.9 | 14-13     | .518 | 74.3 | 73.4 |
| New Mexico      | Gary Colson     | 6-10      | .375 | 70.9 | 75.5 | 11-15     | .423 | 75.7 | 77.3 |
| Air Force       | Hank Egan       | 3-13      | .187 | 52.8 | 57.6 | 9-18      | .333 | 54.0 | 56.2 |
| Colorado State  | Tony McAndrews  | 1-15      | .062 | 54.8 | 79.2 | 3-24      | .111 | 57.6 | 70.8 |

## 1981-82

| Team            | Coach           | WAC Games |      |      |      | All Games |      |      |      |
|-----------------|-----------------|-----------|------|------|------|-----------|------|------|------|
|                 |                 | W-L       | Pct. | Off. | Def. | W-L       | Pct. | Off. | Def. |
| Wyoming         | Jim Brandenburg | 14-2      | .875 | 58.7 | 47.1 | 23-7      | .767 | 62.6 | 51.5 |
| UTEP            | Don Haskins     | 11-5      | .687 | 57.3 | 52.3 | 20-8      | .714 | 62.4 | 53.4 |
| San Diego State | Smokey Gaines   | 11-5      | .687 | 69.0 | 65.9 | 20-9      | .689 | 63.0 | 66.9 |
| Hawai'i         | Larry Little    | 9-7       | .562 | 64.1 | 63.5 | 17-10     | .629 | 69.0 | 66.2 |
| Brigham Young   | Fred Arnold     | 9-7       | .562 | 60.3 | 55.9 | 17-13     | .567 | 62.8 | 58.4 |
| New Mexico      | Gary Colson     | 7-9       | .437 | 65.2 | 68.1 | 14-14     | .500 | 70.6 | 67.9 |
| Utah            | Jerry Pimm      | 6-10      | .375 | 62.7 | 67.8 | 11-17     | .393 | 64.0 | 67.9 |
| Air Force       | Hank Egan       | 3-13      | .188 | 48.9 | 58.8 | 8-19      | .296 | 51.1 | 56.9 |
| Colorado State  | Tony McAndrews  | 2-14      | .125 | 52.6 | 59.3 | 8-19      | .296 | 56.9 | 61.2 |

## 1982-83

| Team            | Coach           | WAC Games |      |      |      | All Games |      |      |      |
|-----------------|-----------------|-----------|------|------|------|-----------|------|------|------|
|                 |                 | W-L       | Pct. | Off. | Def. | W-L       | Pct. | Off. | Def. |
| UTEP            | Don Haskins     | 11-5      | .687 | 58.4 | 54.6 | 19-10     | .655 | 64.5 | 57.6 |
| Utah            | Jerry Pimm      | 11-5      | .687 | 63.3 | 61.3 | 18-14     | .563 | 64.0 | 64.7 |
| Brigham Young   | Frank Arnold    | 11-5      | .687 | 69.9 | 62.8 | 15-14     | .517 | 69.4 | 66.2 |
| Hawai'i         | Larry Little    | 9-7       | .562 | 66.8 | 67.6 | 17-11     | .607 | 67.6 | 67.7 |
| San Diego State | Smokey Gaines   | 8-8       | .500 | 64.3 | 64.8 | 18-10     | .643 | 69.7 | 65.0 |
| Wyoming         | Jim Brandenburg | 8-8       | .500 | 60.1 | 56.6 | 16-13     | .552 | 62.9 | 57.1 |
| New Mexico      | Gary Colson     | 6-10      | .375 | 64.2 | 68.4 | 14-15     | .483 | 71.7 | 69.9 |
| Colorado State  | Tony McAndrews  | 6-10      | .375 | 55.9 | 58.9 | 11-17     | .393 | 57.5 | 58.9 |
| Air Force       | Hank Egan       | 2-14      | .125 | 55.4 | 64.4 | 10-17     | .370 | 57.9 | 63.0 |

## 1983-84

| Team            | Coach           | WAC Games |      |      |      | All Games |      |      |      |
|-----------------|-----------------|-----------|------|------|------|-----------|------|------|------|
|                 |                 | W-L       | Pct. | Off. | Def. | W-L       | Pct. | Off. | Def. |
| UTEP            | Don Haskins     | 13-3      | .812 | 67.6 | 61.1 | 27-4      | .871 | 67.8 | 59.9 |
| Brigham Young   | Ladell Andersen | 12-4      | .750 | 79.9 | 73.3 | 20-11     | .645 | 78.5 | 75.0 |
| New Mexico      | Gary Colson     | 10-6      | .625 | 60.7 | 58.9 | 24-11     | .686 | 63.7 | 59.2 |
| Wyoming         | Jim Brandenburg | 9-7       | .562 | 62.4 | 59.4 | 17-13     | .567 | 63.2 | 58.4 |
| Colorado State  | Tony McAndrews  | 9-7       | .562 | 60.1 | 60.0 | 16-14     | .533 | 61.9 | 59.8 |
| San Diego State | Smokey Gaines   | 6-10      | .375 | 67.1 | 68.4 | 15-13     | .536 | 72.1 | 70.3 |
| Hawai'i         | Larry Little    | 6-10      | .375 | 64.6 | 69.4 | 12-16     | .428 | 69.4 | 72.5 |
| Utah            | Lynn Archibald  | 4-12      | .250 | 67.1 | 70.1 | 11-19     | .367 | 69.9 | 72.3 |
| Air Force       | Hank Egan       | 3-13      | .187 | 53.8 | 61.9 | 8-19      | .296 | 56.7 | 61.0 |

## 1984-85

| Team            | Coach           | WAC Games |      |      |      | All Games |      |      |      |
|-----------------|-----------------|-----------|------|------|------|-----------|------|------|------|
|                 |                 | W-L       | Pct. | Off. | Def. | W-L       | Pct. | Off. | Def. |
| UTEP            | Don Haskins     | 12-4      | .750 | 73.6 | 66.2 | 22-10     | .687 | 73.8 | 66.8 |
| San Diego State | Smokey Gaines   | 11-5      | .687 | 77.1 | 71.8 | 23-8      | .742 | 80.4 | 72.3 |
| New Mexico      | Gary Colson     | 9-7       | .562 | 69.6 | 66.5 | 19-13     | .594 | 70.4 | 66.8 |
| Colorado State  | Tony McAndrews  | 9-7       | .562 | 66.7 | 66.0 | 18-12     | .600 | 69.2 | 66.7 |
| Brigham Young   | Ladell Andersen | 9-7       | .562 | 73.6 | 71.9 | 15-14     | .519 | 75.0 | 74.4 |
| Utah            | Lynn Archibald  | 8-8       | .500 | 68.3 | 69.0 | 15-16     | .484 | 71.0 | 72.0 |
| Wyoming         | Jim Brandenburg | 7-9       | .437 | 63.2 | 66.6 | 15-14     | .519 | 65.3 | 65.5 |
| Hawai'i         | Larry Little    | 5-11      | .312 | 65.1 | 71.2 | 10-18     | .357 | 69.4 | 73.1 |
| Air Force       | Reggie Minton   | 2-14      | .125 | 61.3 | 69.1 | 8-20      | .286 | 64.2 | 67.1 |

## 1985-86

| Team            | Coach           | WAC Games |      |      |      | All Games |      |      |      |
|-----------------|-----------------|-----------|------|------|------|-----------|------|------|------|
|                 |                 | W-L       | Pct. | Off. | Def. | W-L       | Pct. | Off. | Def. |
| Wyoming         | Jim Brandenburg | 12-4      | .750 | 70.1 | 64.3 | 24-12     | .667 | 70.2 | 66.3 |
| UTEP            | Don Haskins     | 12-4      | .750 | 69.3 | 61.4 | 27-6      | .818 | 67.6 | 60.2 |
| Utah            | Lynn Archibald  | 12-4      | .750 | 71.3 | 68.8 | 20-10     | .667 | 73.8 | 70.0 |
| Brigham Young   | Ladell Andersen | 11-5      | .688 | 71.7 | 65.8 | 18-14     | .563 | 72.8 | 70.6 |
| New Mexico      | Gary Colson     | 8-8       | .500 | 67.0 | 64.8 | 17-14     | .548 | 67.5 | 63.9 |
| San Diego State | Smokey Gaines   | 7-9       | .438 | 73.9 | 75.2 | 10-19     | .345 | 74.7 | 76.7 |
| Colorado State  | Tony McAndrews  | 6-10      | .375 | 65.3 | 67.1 | 11-18     | .379 | 62.6 | 65.1 |
| Air Force       | Reggie Minton   | 3-13      | .188 | 56.8 | 64.9 | 10-19     | .345 | 60.7 | 64.4 |
| Hawai'i         | Frank Arnold    | 1-15      | .071 | 64.0 | 76.9 | 4-24      | .143 | 66.2 | 77.2 |



# STANDINGS ALL-TIME

## 1986-87

| Team            | Coach           | WAC Games |      |     |     | All Games |      |      |      |     |
|-----------------|-----------------|-----------|------|-----|-----|-----------|------|------|------|-----|
|                 |                 | W-L       | Pct. | H   | A   | W-L       | Pct. | H    | A    | N   |
| UTEP            | Don Haskins     | 13-3      | .813 | 7-1 | 6-2 | 25-7      | .781 | 15-2 | 9-3  | 1-2 |
| Brigham Young   | Ladell Andersen | 12-4      | .750 | 6-2 | 6-2 | 21-11     | .656 | 10-4 | 9-6  | 2-1 |
| New Mexico      | Gary Colson     | 11-5      | .688 | 7-1 | 4-4 | 25-10     | .714 | 19-4 | 4-5  | 2-1 |
| Wyoming         | Jim Brandenburg | 11-5      | .688 | 6-2 | 5-3 | 24-10     | .706 | 11-3 | 7-6  | 6-1 |
| Utah            | Lynn Archibald  | 9-7       | .563 | 5-3 | 4-4 | 17-13     | .567 | 12-5 | 5-7  | 0-1 |
| Colorado State  | Tony McAndrews  | 7-9       | .438 | 4-4 | 3-5 | 13-16     | .448 | 9-63 | 10   | 1-0 |
| Air Force       | Reggie Minton   | 5-11      | .313 | 3-5 | 2-6 | 12-15     | .444 | 8-6  | 3-8  | 1-1 |
| Hawai'i         | Frank Arnold    | 2-14      | .125 | 2-6 | 0-8 | 7-21      | .250 | 6-11 | 0-10 | 1-0 |
| San Diego State | Smokey Gaines   | 2-14      | .125 | 2-6 | 0-8 | 5-25      | .167 | 5-12 | 0-10 | 0-3 |

## 1987-88

| Team            | Coach           | WAC Games |      |     |     | All Games |      |      |      |     |
|-----------------|-----------------|-----------|------|-----|-----|-----------|------|------|------|-----|
|                 |                 | W-L       | Pct. | H   | A   | W-L       | Pct. | H    | A    | N   |
| Brigham Young   | Ladell Andersen | 13-3      | .813 | 7-1 | 6-2 | 26-6      | .813 | 16-2 | 9-3  | 1-1 |
| Wyoming         | Benny Dees      | 11-5      | .688 | 7-1 | 4-4 | 26-6      | .813 | 15-1 | 7-4  | 4-1 |
| Utah            | Lynn Archibald  | 11-5      | .688 | 7-1 | 4-4 | 19-11     | .633 | 14-2 | 5-8  | 0-1 |
| UTEP            | Don Haskins     | 10-6      | .625 | 6-2 | 4-4 | 23-10     | .697 | 16-2 | 5-6  | 2-2 |
| New Mexico      | Gary Colson     | 8-8       | .500 | 7-1 | 1-7 | 22-14     | .611 | 19-2 | 3-9  | 0-3 |
| Colorado State  | Boyd Grant      | 8-8       | .500 | 6-2 | 2-6 | 22-13     | .629 | 15-2 | 4-8  | 3-3 |
| San Diego State | Jim Brandenburg | 5-11      | .313 | 4-4 | 1-7 | 12-17     | .414 | 9-6  | 2-8  | 1-3 |
| Air Force       | Reggie Minton   | 4-12      | .250 | 4-4 | 0-8 | 11-17     | .393 | 9-4  | 1-10 | 1-3 |
| Hawai'i         | Riley Wallace   | 2-14      | .125 | 2-6 | 0-8 | 4-25      | .138 | 3-14 | 0-11 | 1-0 |

## 1988-89

| Team            | Coach           | WAC Games |      |     |     | All Games |      |      |      |     |
|-----------------|-----------------|-----------|------|-----|-----|-----------|------|------|------|-----|
|                 |                 | W-L       | Pct. | H   | A   | W-L       | Pct. | H    | A    | N   |
| Colorado State  | Boyd Grant      | 12-4      | .750 | 7-1 | 5-3 | 23-10     | .697 | 12-2 | 8-6  | 3-2 |
| UTEP            | Don Haskins     | 11-5      | .688 | 8-0 | 3-5 | 26-7      | .788 | 18-0 | 4-6  | 4-1 |
| New Mexico      | Dave Bliss      | 11-5      | .688 | 6-2 | 5-3 | 22-11     | .667 | 15-5 | 6-5  | 1-1 |
| Hawai'i         | Riley Wallace   | 9-7       | .563 | 5-3 | 4-4 | 17-13     | .567 | 11-4 | 4-8  | 2-1 |
| Brigham Young   | Ladell Andersen | 7-9       | .438 | 5-3 | 2-6 | 14-15     | .483 | 10-5 | 3-9  | 1-1 |
| Air Force       | Reggie Minton   | 6-10      | .375 | 3-5 | 3-5 | 14-14     | .500 | 9-5  | 4-7  | 1-2 |
| Wyoming         | Benny Dees      | 6-10      | .375 | 3-5 | 3-5 | 14-17     | .452 | 11-7 | 3-8  | 0-2 |
| Utah            | Lynn Archibald  | 6-10      | .375 | 3-5 | 3-5 | 16-17     | .485 | 11-7 | 4-8  | 1-2 |
| San Diego State | Jim Brandenburg | 4-12      | .250 | 4-4 | 0-8 | 12-17     | .414 | 11-6 | 1-11 | 0-0 |

## 1989-90

| Team            | Coach           | WAC Games |      |     |     | All Games |      |       |      |     |
|-----------------|-----------------|-----------|------|-----|-----|-----------|------|-------|------|-----|
|                 |                 | W-L       | Pct. | H   | A   | W-L       | Pct. | H     | A    | N   |
| Colorado State  | Boyd Grant      | 11-5      | .688 | 7-1 | 4-4 | 21-9      | .700 | 13-1  | 5-6  | 3-2 |
| Brigham Young   | Roger Reid      | 11-5      | .688 | 8-0 | 3-5 | 21-9      | .700 | 15-0  | 6-7  | 0-2 |
| Hawai'i         | Riley Wallace   | 10-6      | .625 | 7-1 | 3-5 | 25-10     | .714 | 14-2  | 4-7  | 7-1 |
| UTEP            | Don Haskins     | 10-6      | .625 | 5-3 | 5-3 | 21-11     | .656 | 15-5  | 6-5  | 0-1 |
| New Mexico      | Dave Bliss      | 9-7       | .563 | 6-2 | 3-5 | 20-14     | .588 | 17-3  | 3-9  | 0-2 |
| Wyoming         | Benny Dees      | 7-9       | .437 | 4-4 | 3-5 | 15-14     | .517 | 11-5  | 4-8  | 0-1 |
| Utah            | Rick Majerus    | 7-9       | .437 | 6-2 | 1-7 | 16-14     | .533 | 12-33 | 10   | 1-1 |
| San Diego State | Jim Brandenburg | 4-12      | .250 | 3-5 | 1-7 | 13-18     | .419 | 10-6  | 1-9  | 2-3 |
| Air Force       | Reggie Minton   | 3-13      | .188 | 2-6 | 1-7 | 12-20     | .375 | 8-7   | 1-10 | 3-3 |

## 1990-91

| Team            | Coach           | WAC Games |      |     |     | All Games |      |      |      |     |
|-----------------|-----------------|-----------|------|-----|-----|-----------|------|------|------|-----|
|                 |                 | W-L       | Pct. | H   | A   | W-L       | Pct. | H    | A    | N   |
| Utah            | Rick Majerus    | 15-1      | .938 | 8-0 | 7-1 | 30-4      | .882 | 15-0 | 12-2 | 3-2 |
| Brigham Young   | Roger Reid      | 11-5      | .688 | 6-2 | 5-3 | 21-13     | .618 | 10-6 | 7-4  | 4-3 |
| New Mexico      | Dave Bliss      | 10-6      | .625 | 6-2 | 4-4 | 20-10     | .667 | 15-2 | 5-6  | 0-2 |
| Wyoming         | Benny Dees      | 8-8       | .500 | 4-4 | 4-4 | 20-12     | .625 | 15-5 | 5-7  | 0-0 |
| UTEP            | Don Haskins     | 7-9       | .467 | 5-3 | 2-6 | 16-13     | .552 | 13-4 | 3-9  | 0-0 |
| Hawai'i         | Riley Wallace   | 7-9       | .467 | 5-3 | 2-6 | 16-13     | .552 | 13-4 | 2-7  | 1-2 |
| Colorado State  | Boyd Grant      | 6-10      | .375 | 4-4 | 2-6 | 15-14     | .517 | 8-6  | 6-7  | 1-1 |
| San Diego State | Jim Brandenburg | 6-10      | .375 | 4-4 | 2-6 | 13-16     | .448 | 10-6 | 2-9  | 1-1 |
| Air Force       | Reggie Minton   | 2-14      | .125 | 1-7 | 1-7 | 9-20      | .310 | 8-7  | 1-10 | 0-3 |

## 1991-92

| Team            | Coach                                | WAC Games |      |     |     | All Games |      |       |      |     |
|-----------------|--------------------------------------|-----------|------|-----|-----|-----------|------|-------|------|-----|
|                 |                                      | W-L       | Pct. | H   | A   | W-L       | Pct. | H     | A    | N   |
| Brigham Young   | Roger Reid                           | 12-4      | .750 | 8-0 | 4-4 | 25-7      | .781 | 14-1  | 4-4  | 4-2 |
| UTEP            | Don Haskins                          | 12-4      | .750 | 8-0 | 4-4 | 27-7      | .794 | 17-1  | 7-4  | 3-2 |
| New Mexico      | Dave Bliss                           | 11-5      | .688 | 8-0 | 3-5 | 20-13     | .606 | 15-5  | 4-6  | 1-2 |
| Utah            | Rick Majerus                         | 9-7       | .563 | 5-3 | 4-4 | 24-11     | .686 | 14-4  | 8-5  | 2-2 |
| Hawai'i         | Riley Wallace                        | 9-7       | .563 | 6-2 | 3-5 | 16-12     | .571 | 12-5  | 3-6  | 1-1 |
| Wyoming         | Benny Dees                           | 8-8       | .500 | 5-3 | 3-5 | 16-13     | .552 | 11-4  | 5-7  | 0-2 |
| Colorado State  | Stew Morrill                         | 8-8       | .500 | 5-3 | 3-5 | 14-17     | .452 | 10-64 | 11   | 0-0 |
| Air Force       | Reggie Minton                        | 3-13      | .188 | 2-6 | 1-7 | 9-20      | .310 | 8-7   | 1-11 | 0-2 |
| San Diego State | Jim Brandenburg/<br>Jim Harrick, Jr. | 0-16      | .000 | 0-8 | 0-8 | 2-26      | .071 | 1-13  | 0-13 | 1-0 |

## 1992-93

| Team            | Coach         | WAC Games |      |     |     | All Games |      |      |      |     |
|-----------------|---------------|-----------|------|-----|-----|-----------|------|------|------|-----|
|                 |               | W-L       | Pct. | H   | A   | W-L       | Pct. | H    | A    | N   |
| Utah            | Rick Majerus  | 15-3      | .833 | 9-0 | 6-3 | 24-7      | .774 | 15-0 | 7-5  | 2-2 |
| Brigham Young   | Roger Reid    | 15-3      | .833 | 8-1 | 7-2 | 25-9      | .735 | 13-1 | 8-3  | 4-5 |
| New Mexico      | Dave Bliss    | 13-5      | .722 | 8-1 | 5-4 | 24-7      | .774 | 15-1 | 6-5  | 3-2 |
| UTEP            | Don Haskins   | 10-8      | .556 | 6-3 | 4-5 | 21-13     | .618 | 13-5 | 6-7  | 2-1 |
| Colorado State  | Stew Morrill  | 9-9       | .500 | 7-2 | 2-7 | 17-12     | .586 | 14-2 | 3-9  | 0-1 |
| Fresno State    | Gary Colson   | 8-10      | .444 | 6-3 | 2-7 | 13-15     | .464 | 10-5 | 3-9  | 0-1 |
| Hawai'i         | Riley Wallace | 7-11      | .313 | 5-4 | 2-7 | 12-16     | .429 | 9-8  | 2-7  | 1-1 |
| Wyoming         | Benny Dees    | 7-11      | .313 | 5-4 | 2-7 | 13-15     | .464 | 9-4  | 3-9  | 1-2 |
| San Diego State | Tony Fuller   | 3-15      | .167 | 2-7 | 1-8 | 8-21      | .276 | 6-9  | 1-10 | 1-2 |
| Air Force       | Reggie Minton | 3-15      | .167 | 2-7 | 1-8 | 9-19      | .321 | 7-7  | 1-11 | 1-1 |

## 1993-94

| Team            | Coach         | WAC Games |      |     |     | All Games |      |       |     |     |
|-----------------|---------------|-----------|------|-----|-----|-----------|------|-------|-----|-----|
|                 |               | W-L       | Pct. | H   | A   | W-L       | Pct. | H     | A   | N   |
| New Mexico      | Dave Bliss    | 14-4      | .778 | 9-0 | 5-4 | 23-8      | .742 | 16-1  | 6-5 | 1-2 |
| Fresno State    | Gary Colson   | 13-5      | .722 | 8-1 | 5-4 | 21-11     | .656 | 15-2  | 5-8 | 1-1 |
| Brigham Young   | Roger Reid    | 12-6      | .667 | 7-2 | 5-4 | 22-10     | .688 | 14-2  | 5-6 | 3-2 |
| Hawai'i         | Riley Wallace | 11-7      | .611 | 7-2 | 4-5 | 18-15     | .545 | 11-5  | 4-6 | 3-4 |
| Colorado State  | Stew Morrill  | 8-10      | .444 | 6-3 | 2-7 | 15-13     | .536 | 12-3  | 3-9 | 0-1 |
| Utah            | Rick Majerus  | 8-10      | .444 | 7-2 | 1-8 | 14-14     | .500 | 11-33 | 10  | 0-1 |
| UTEP            | Don Haskins   | 8-10      | .444 | 4-5 | 4-5 | 18-12     | .600 | 13-5  | 4-6 | 1-1 |
| Wyoming         | Joby Wright   | 7-11      | .389 | 5-4 | 2-7 | 14-14     | .500 | 8-5   | 3-8 | 3-1 |
| San Diego State | Tony Fuller   | 6-12      | .333 | 4-5 | 2-7 | 12-16     | .429 | 7-6   | 4-9 | 1-1 |
| Air Force       | Reggie Minton | 3-15      | .167 | 2-7 | 1-8 | 8-18      | .308 | 7-8   | 1-9 | 0-1 |

## 1994-95

| Team            | Coach         | WAC Games |      |     |     | All Games |      |      |      |     |
|-----------------|---------------|-----------|------|-----|-----|-----------|------|------|------|-----|
|                 |               | W-L       | Pct. | H   | A   | W-L       | Pct. | H    | A    | N   |
| Utah            | Rick Majerus  | 15-3      | .833 | 9-0 | 6-3 | 28-6      | .824 | 15-0 | 9-3  | 4-3 |
| Brigham Young   | Roger Reid    | 13-5      | .722 | 9-0 | 4-5 | 22-10     | .688 | 14-0 | 14-7 | 4-3 |
| UTEP            | Don Haskins   | 13-5      | .722 | 9-0 | 4-5 | 20-10     | .667 | 16-3 | 4-6  | 0-1 |
| Wyoming         | Joby Wright   | 9-9       | .500 | 6-3 | 3-6 | 13-15     | .464 | 9-5  | 3-8  | 1-2 |
| New Mexico      | Dave Bliss    | 9-9       | .500 | 6-3 | 3-6 | 15-15     | .500 | 12-8 | 3-7  | 0-0 |
| Hawai'i         | Riley Wallace | 8-10      | .444 | 7-2 | 1-8 | 16-13     | .552 | 13-4 | 1-8  | 2-1 |
| Colorado State  | Stew Morrill  | 7-11      | .389 | 6-3 | 1-8 | 17-14     | .548 | 12-4 | 3-9  | 2-1 |
| Fresno State    | Gary Colson   | 7-11      | .389 | 5-4 | 2-7 | 13-15     | .464 | 10-6 | 3-8  | 0-1 |
| San Diego State | Fred Trenkle  | 5-13      | .288 | 5-4 | 0-9 | 11-17     | .393 | 9-5  | 1-11 | 1-1 |
| Air Force       | Reggie Minton | 4-14      | .222 | 3-6 | 1-8 | 8-20      | .286 | 7-7  | 1-10 | 0-3 |

## 1995-96

| Team            | Coach           | WAC Games |      |     |     | All Games |      |      |      |     |
|-----------------|-----------------|-----------|------|-----|-----|-----------|------|------|------|-----|
|                 |                 | W-L       | Pct. | H   | A   | W-L       | Pct. | H    | A    | N   |
| Utah            | Rick Majerus    | 15-3      | .833 | 8-1 | 7-2 | 27-7      | .794 | 14-1 | 9-4  | 4-2 |
| New Mexico      | Dave Bliss      | 14-4      | .778 | 8-1 | 6-3 | 28-5      | .848 | 19-1 | 8-3  | 1-1 |
| Fresno State    | Jerry Tarkanian | 13-5      | .722 | 9-0 | 4-5 | 22-11     | .667 | 17-3 | 4-8  | 1-0 |
| Colorado State  | Stew Morrill    | 11-7      | .611 | 6-3 | 5-4 | 18-12     | .600 | 11-5 | 6-6  | 1-1 |
| Brigham Young   | Roger Reid      | 9-9       | .500 | 5-4 | 4-5 | 15-13     | .536 | 11-4 | 4-8  | 0-1 |
| Wyoming         | Joby Wright     | 8-10      | .444 | 7-2 | 1-8 | 14-15     | .483 | 10-4 | 10-2 | 2-1 |
| San Diego State | Fred Trenkle    | 8-10      | .444 | 6-3 | 2-7 | 15-14     | .517 | 11-4 | 10-3 | 1-0 |
| Hawai'i*        | Riley Wallace   | 7-11      | .389 | 5-4 | 2-7 | 10-18     | .357 | 8-8  | 2-8  | 0-2 |
| UTEP*           | Don Haskins     | 4-14      | .222 | 3-6 | 1-8 | 13-15     | .464 | 10-6 | 2-9  | 1-0 |
| Air Force       | Reggie Minton   | 1-17      | .056 | 1-8 | 0-9 | 5-23      | .179 | 5-10 | 0-10 | 0-3 |

\*Records do not include WAC Tournament game forfeit.



## 1996-97

### PACIFIC DIVISION

| Team            | Coach           | WAC Games |      |     |     | All Games |      |      |      |     |
|-----------------|-----------------|-----------|------|-----|-----|-----------|------|------|------|-----|
|                 |                 | W-L       | Pct. | H   | A   | W-L       | Pct. | H    | A    | N   |
| Fresno State    | Jerry Tarkanian | 12-4      | .750 | 8-0 | 4-4 | 20-12     | .625 | 13-1 | 6-7  | 1-4 |
| Hawai'i         | Riley Wallace   | 12-4      | .750 | 7-1 | 5-3 | 21-8      | .724 | 16-3 | 5-4  | 0-1 |
| UNLV            | Bill Bayno      | 11-5      | .688 | 6-2 | 5-3 | 22-10     | .688 | 13-1 | 6-7  | 1-4 |
| Colorado State  | Stew Morrill    | 10-6      | .625 | 6-2 | 4-4 | 20-9      | .690 | 14-3 | 6-5  | 0-1 |
| Wyoming         | Joby Wright     | 8-8       | .500 | 6-2 | 2-6 | 12-16     | .429 | 8-3  | 3-9  | 1-4 |
| San Jose State  | Stan Morrison   | 5-11      | .313 | 3-5 | 2-6 | 13-14     | .481 | 6-6  | 5-7  | 2-1 |
| San Diego State | Fred Trenkle    | 4-12      | .250 | 3-5 | 1-7 | 12-15     | .444 | 9-5  | 3-10 | 0-0 |
| Air Force       | Reggie Minton   | 2-14      | .125 | 2-6 | 0-8 | 7-19      | .269 | 6-9  | 0-10 | 1-0 |

### MOUNTAIN DIVISION

| Team          | Coach                     | WAC Games |      |     |     | All Games |      |      |      |     |
|---------------|---------------------------|-----------|------|-----|-----|-----------|------|------|------|-----|
|               |                           | W-L       | Pct. | H   | A   | W-L       | Pct. | H    | A    | N   |
| Utah          | Rick Majerus              | 15-1      | .938 | 8-0 | 7-1 | 29-4      | .879 | 13-1 | 10-1 | 6-2 |
| Tulsa         | Steve Robinson            | 12-4      | .750 | 7-1 | 5-3 | 24-10     | .706 | 12-1 | 8-5  | 4-4 |
| New Mexico    | Dave Bliss                | 11-5      | .688 | 8-0 | 3-5 | 25-8      | .758 | 18-0 | 4-6  | 3-2 |
| TCU           | Billy Tubbs               | 7-9       | .438 | 5-3 | 2-6 | 22-13     | .629 | 14-3 | 2-6  | 6-3 |
| SMU           | Mike Dement               | 7-9       | .438 | 4-4 | 3-5 | 16-12     | .571 | 9-4  | 6-7  | 1-1 |
| Rice          | Willis Wilson             | 6-10      | .375 | 5-3 | 1-7 | 12-15     | .462 | 9-32 | 11-1 | 1-1 |
| UTEP          | Don Haskins               | 6-10      | .375 | 5-3 | 1-7 | 13-13     | .500 | 11-4 | 1-9  | 1-0 |
| Brigham Young | Roger Reid/<br>Tony Ingle | 0-16      | .000 | 0-8 | 0-8 | 1-25      | .038 | 1-13 | 0-11 | 0-1 |

## 1997-98

### PACIFIC DIVISION

| Team            | Coach           | WAC Games |       |     |     | All Games |      |      |      |     |
|-----------------|-----------------|-----------|-------|-----|-----|-----------|------|------|------|-----|
|                 |                 | W-L       | Pct.  | H   | A   | W-L       | Pct. | H    | A    | N   |
| TCU             | Billy Tubbs     | 14-0      | 1.000 | 7-0 | 7-0 | 27-6      | .818 | 16-1 | 9-2  | 2-3 |
| Fresno State    | Jerry Tarkanian | 10-4      | .714  | 5-2 | 5-2 | 21-13     | .618 | 13-4 | 7-6  | 1-3 |
| Tulsa           | Bill Self       | 9-5       | .643  | 6-1 | 3-4 | 19-12     | .613 | 11-4 | 6-6  | 2-2 |
| Hawai'i         | Riley Wallace   | 8-6       | .571  | 4-3 | 4-3 | 21-9      | .700 | 17-5 | 4-4  | 0-0 |
| SMU             | Mike Dement     | 6-8       | .429  | 3-4 | 3-4 | 18-10     | .643 | 13-4 | 4-5  | 1-1 |
| San Diego State | Fred Trenkle    | 5-9       | .357  | 3-4 | 2-5 | 13-15     | .464 | 7-7  | 5-6  | 1-2 |
| Rice            | Willis Wilson   | 3-11      | .214  | 2-5 | 1-6 | 6-22      | .214 | 4-9  | 1-10 | 1-3 |
| San Jose State  | Stan Morrison   | 1-13      | .071  | 1-6 | 0-7 | 3-23      | .115 | 3-10 | 0-13 | 0-0 |

### MOUNTAIN DIVISION

| Team           | Coach           | WAC Games |      |     |     | All Games |      |      |      |     |
|----------------|-----------------|-----------|------|-----|-----|-----------|------|------|------|-----|
|                |                 | W-L       | Pct. | H   | A   | W-L       | Pct. | H    | A    | N   |
| Utah           | Rick Majerus    | 12-2      | .857 | 7-0 | 5-2 | 30-4      | .882 | 13-0 | 10-3 | 7-1 |
| New Mexico     | Dave Bliss      | 11-3      | .786 | 6-1 | 5-2 | 24-8      | .750 | 15-1 | 6-6  | 3-1 |
| Wyoming        | Larry Shyatt    | 9-5       | .643 | 6-1 | 3-4 | 19-9      | .679 | 13-2 | 4-6  | 2-1 |
| Colorado State | Stew Morrill    | 8-6       | .571 | 4-3 | 4-3 | 20-9      | .690 | 12-3 | 8-5  | 0-1 |
| UNLV           | Bill Bayno      | 7-7       | .500 | 5-2 | 2-5 | 20-13     | .606 | 16-4 | 4-8  | 0-1 |
| Brigham Young  | Steve Cleveland | 4-10      | .286 | 2-5 | 2-5 | 9-21      | .300 | 4-10 | 4-9  | 1-2 |
| UTEP           | Don Haskins     | 3-11      | .214 | 2-5 | 1-6 | 12-14     | .462 | 10-7 | 2-7  | 0-0 |
| Air Force      | Reggie Minton   | 2-12      | .143 | 2-5 | 0-7 | 10-16     | .385 | 7-6  | 3-10 | 0-0 |

## 1998-99

### PACIFIC DIVISION

| Team            | Coach           | WAC Games |       |     |     | All Games |      |      |      |     |
|-----------------|-----------------|-----------|-------|-----|-----|-----------|------|------|------|-----|
|                 |                 | W-L       | Pct.  | H   | A   | W-L       | Pct. | H    | A    | N   |
| Utah            | Rick Majerus    | 14-0      | 1.000 | 7-0 | 7-0 | 28-5      | .848 | 14-0 | 8-2  | 6-3 |
| New Mexico      | Dave Bliss      | 9-5       | .643  | 6-1 | 3-4 | 25-9      | .735 | 19-1 | 3-6  | 3-2 |
| Fresno State    | Jerry Tarkanian | 9-5       | .643  | 6-1 | 3-4 | 21-12     | .636 | 15-2 | 4-7  | 2-3 |
| UTEP            | Don Haskins     | 8-6       | .571  | 6-1 | 2-5 | 16-12     | .571 | 14-4 | 2-7  | 0-1 |
| Brigham Young   | Steve Cleveland | 6-8       | .429  | 4-3 | 2-5 | 12-16     | .429 | 9-5  | 2-10 | 1-1 |
| San Jose State  | Phil Johnson    | 5-9       | .357  | 5-2 | 0-7 | 12-16     | .429 | 10-4 | 2-11 | 0-1 |
| Hawai'i         | Riley Wallace   | 3-11      | .214  | 3-4 | 0-7 | 6-20      | .231 | 6-13 | 0-7  | 0-0 |
| San Diego State | Fred Trenkle    | 2-12      | .143  | 2-5 | 0-7 | 4-22      | .154 | 4-11 | 0-11 | 0-0 |

## MOUNTAIN DIVISION

| Team           | Coach         | WAC Games |      |     |     | All Games |      |      |     |     |
|----------------|---------------|-----------|------|-----|-----|-----------|------|------|-----|-----|
|                |               | W-L       | Pct. | H   | A   | W-L       | Pct. | H    | A   | N   |
| UNLV           | Bill Bayno    | 9-5       | .643 | 5-2 | 4-3 | 16-13     | .552 | 10-6 | 6-5 | 0-2 |
| Tulsa          | Bill Self     | 9-5       | .643 | 6-1 | 3-4 | 23-10     | .697 | 13-1 | 5-6 | 5-3 |
| Rice           | Willis Wilson | 8-6       | .571 | 6-1 | 2-5 | 18-10     | .643 | 13-1 | 2-7 | 3-2 |
| TCU            | Billy Tubbs   | 7-7       | .500 | 4-3 | 3-4 | 21-11     | .656 | 14-4 | 7-5 | 0-2 |
| SMU            | Mike Dement   | 7-7       | .500 | 4-3 | 3-4 | 15-15     | .500 | 8-6  | 6-6 | 1-3 |
| Colorado State | Ritchie McKay | 7-7       | .500 | 5-2 | 2-5 | 19-11     | .633 | 14-2 | 5-8 | 0-1 |
| Wyoming        | Steve McClain | 7-7       | .500 | 6-1 | 1-6 | 18-10     | .643 | 12-2 | 3-7 | 3-1 |
| Air Force      | Reggie Minton | 2-12      | .143 | 2-5 | 0-7 | 10-16     | .385 | 8-7  | 1-9 | 1-0 |

## 1999-2000

| Team           | Coach           | WAC Games |      |     |     | All Games |      |      |      |     |
|----------------|-----------------|-----------|------|-----|-----|-----------|------|------|------|-----|
|                |                 | W-L       | Pct. | H   | A   | W-L       | Pct. | H    | A    | N   |
| Tulsa          | Bill Self       | 12-2      | .857 | 6-1 | 6-1 | 32-5      | .865 | 14-1 | 10-3 | 8-1 |
| Fresno State   | Jerry Tarkanian | 11-3      | .786 | 6-1 | 5-2 | 24-10     | .706 | 15-4 | 7-4  | 2-2 |
| SMU            | Mike Dement     | 9-5       | .643 | 5-2 | 4-3 | 21-9      | .700 | 13-2 | 7-6  | 1-1 |
| TCU            | Billy Tubbs     | 8-6       | .571 | 5-2 | 3-4 | 18-14     | .563 | 12-5 | 5-6  | 1-3 |
| San Jose State | Steve Barnes    | 6-8       | .429 | 4-3 | 2-5 | 15-15     | .500 | 10-3 | 4-9  | 1-3 |
| Hawai'i        | Riley Wallace   | 5-9       | .357 | 4-3 | 1-6 | 17-12     | .583 | 15-4 | 1-8  | 1-0 |
| UTEP           | Jason Rabedaux  | 4-10      | .286 | 4-3 | 0-7 | 13-15     | .464 | 11-6 | 2-9  | 0-0 |
| Rice           | Willis Wilson   | 1-13      | .071 | 1-6 | 0-7 | 5-22      | .185 | 5-7  | 0-13 | 0-2 |

## 2000-01

| Team           | Coach           | WAC Games |      |     |     | All Games |      |      |      |     |
|----------------|-----------------|-----------|------|-----|-----|-----------|------|------|------|-----|
|                |                 | W-L       | Pct. | H   | A   | W-L       | Pct. | H    | A    | N   |
| Fresno State   | Jerry Tarkanian | 13-3      | .812 | 8-0 | 5-3 | 26-7      | .788 | 17-1 | 6-4  | 3-2 |
| Tulsa          | Buzz Peterson   | 10-6      | .625 | 7-1 | 3-5 | 26-11     | .703 | 16-3 | 6-8  | 4-0 |
| UTEP           | Jason Rabedaux  | 10-6      | .625 | 7-1 | 3-5 | 23-9      | .719 | 16-2 | 6-7  | 1-0 |
| TCU            | Billy Tubbs     | 9-7       | .562 | 7-1 | 2-6 | 20-11     | .645 | 15-1 | 3-7  | 2-3 |
| Hawai'i        | Riley Wallace   | 8-8       | .500 | 7-1 | 1-7 | 17-14     | .548 | 13-5 | 2-8  | 2-1 |
| SMU            | Mike Dement     | 8-8       | .500 | 6-2 | 2-6 | 18-12     | .600 | 10-2 | 6-7  | 2-3 |
| San Jose State | Steve Barnes    | 6-10      | .375 | 4-4 | 2-6 | 14-14     | .500 | 9-5  | 5-9  | 0-0 |
| Rice           | Willis Wilson   | 5-11      | .312 | 4-4 | 1-7 | 14-16     | .467 | 10-5 | 3-9  | 1-2 |
| Nevada         | Trent Johnson   | 3-13      | .188 | 3-5 | 0-8 | 10-18     | .357 | 9-5  | 1-12 | 0-1 |

## 2001-02

| Team           | Coach           | WAC Games |      |     |     | All Games |      |      |      |     |
|----------------|-----------------|-----------|------|-----|-----|-----------|------|------|------|-----|
|                |                 | W-L       | Pct. | H   | A   | W-L       | Pct. | H    | A    | N   |
| Hawai'i        | Riley Wallace   | 15-3      | .833 | 9-0 | 6-3 | 27-6      | .818 | 16-1 | 7-3  | 4-2 |
| Tulsa          | John Phillips   | 15-3      | .833 | 8-1 | 7-2 | 27-7      | .794 | 13-3 | 10-3 | 4-1 |
| Louisiana Tech | Keith Richard   | 14-4      | .778 | 7-2 | 7-2 | 22-10     | .688 | 13-2 | 9-7  | 0-1 |
| SMU            | Mike Dement     | 10-8      | .556 | 5-4 | 5-4 | 15-14     | .517 | 8-6  | 6-7  | 1-1 |
| Nevada         | Trent Johnson   | 9-9       | .500 | 5-4 | 4-5 | 17-13     | .567 | 10-4 | 6-8  | 1-1 |
| Fresno St.     | Jerry Tarkanian | 9-9       | .500 | 5-4 | 4-5 | 19-15     | .559 | 12-5 | 5-8  | 2-2 |
| Boise State    | Rod Jensen      | 6-12      | .333 | 4-5 | 2-7 | 13-17     | .433 | 9-6  | 3-11 | 1-0 |
| Rice           | Willis Wilson   | 5-13      | .278 | 3-6 | 2-7 | 10-19     | .345 | 8-7  | 2-11 | 0-1 |
| San Jose St.   | Steve Barnes    | 4-14      | .222 | 3-6 | 1-8 | 10-22     | .312 | 6-8  | 2-11 | 2-3 |
| UTEP           | Jason Rabedaux  | 3-15      | .167 | 3-6 | 0-9 | 10-22     | .312 | 9-7  | 0-12 | 1-3 |

## 2002-03

| Team           | Coach           | WAC Games |      |     |     | All Games |      |       |      |     |
|----------------|-----------------|-----------|------|-----|-----|-----------|------|-------|------|-----|
|                |                 | W-L       | Pct. | H   | A   | W-L       | Pct. | H     | A    | N   |
| Fresno St.     | Ray Lopes       | 13-5      | .722 | 8-1 | 5-4 | 20-8      | .714 | 14-1  | 6-7  | 0-0 |
| Tulsa          | John Phillips   | 12-6      | .667 | 8-1 | 4-5 | 23-10     | .697 | 14-3  | 6-6  | 3-1 |
| SMU            | Mike Dement     | 11-7      | .611 | 6-3 | 5-4 | 17-13     | .567 | 10-3  | 5-9  | 2-1 |
| Nevada         | Trent Johnson   | 11-7      | .611 | 7-2 | 4-5 | 18-14     | .563 | 11-3  | 5-11 | 2-0 |
| Rice           | Willis Wilson   | 11-7      | .611 | 7-2 | 4-5 | 19-10     | .655 | 13-2  | 6-7  | 0-1 |
| Hawai'i        | Riley Wallace   | 9-9       | .500 | 8-1 | 1-8 | 19-12     | .613 | 15-13 | 11-1 | 1-0 |
| Louisiana Tech | Keith Richard   | 9-9       | .500 | 6-3 | 3-6 | 12-15     | .444 | 9-4   | 3-10 | 0-1 |
| Boise St.      | Greg Graham     | 7-11      | .389 | 5-4 | 2-7 | 13-16     | .448 | 9-7   | 4-8  | 0-1 |
| San Jose St.   | Phil Johnson    | 4-14      | .222 | 3-6 | 1-8 | 7-21      | .250 | 5-8   | 2-12 | 0-1 |
| UTEP           | Billy Gillispie | 3-15      | .167 | 3-6 | 0-9 | 6-24      | .200 | 5-12  | 0-12 | 1-0 |



# STANDINGS ALL-TIME

## 2003-04

| Team           | Coach                           | WAC Games |      |     |     | All Games |      |      |       |     |
|----------------|---------------------------------|-----------|------|-----|-----|-----------|------|------|-------|-----|
|                |                                 | W-L       | Pct. | H   | A   | W-L       | Pct. | H    | A     | N   |
| Nevada         | Trent Johnson                   | 13-5      | .722 | 9-0 | 4-5 | 25-9      | .735 | 15-0 | 5-8   | 5-1 |
| UTEP           | Billy Gillispie                 | 13-5      | .722 | 8-1 | 5-4 | 24-8      | .750 | 16-1 | 6-5   | 2-2 |
| Boise St.      | Greg Graham                     | 12-6      | .667 | 7-2 | 5-4 | 23-10     | .697 | 12-4 | 10-5  | 1-1 |
| Rice           | Willis Wilson                   | 12-6      | .667 | 8-1 | 4-5 | 22-11     | .667 | 12-3 | 6-7   | 4-1 |
| Hawai'i        | Riley Wallace                   | 11-7      | .611 | 7-2 | 4-5 | 21-12     | .636 | 14-3 | 5-7   | 2-2 |
| Fresno St.     | Ray Lopes                       | 10-8      | .556 | 5-4 | 5-4 | 14-15     | .483 | 8-9  | 6-6   | 0-0 |
| Louisiana Tech | Keith Richard                   | 8-10      | .444 | 4-5 | 4-5 | 15-15     | .500 | 8-5  | 6-9   | 1-1 |
| SMU            | Mike Dement/<br>Robert Lineburg | 5-13      | .278 | 3-6 | 2-7 | 12-18     | .400 | 4-8  | 5-8   | 3-2 |
| Tulsa          | John Phillips                   | 5-13      | .278 | 4-5 | 1-8 | 9-20      | .310 | 7-7  | 12-12 | 0-1 |
| San Jose St.   | Phil Johnson                    | 1-17      | .056 | 1-8 | 0-9 | 6-23      | .207 | 4-10 | 0-12  | 2-1 |

## 2004-05

| Team           | Coach                             | WAC Games |      |     |     | All Games |      |      |      |     |
|----------------|-----------------------------------|-----------|------|-----|-----|-----------|------|------|------|-----|
|                |                                   | W-L       | Pct. | H   | A   | W-L       | Pct. | H    | A    | N   |
| Nevada         | Mark Fox                          | 16-2      | .889 | 7-2 | 9-0 | 25-7      | .781 | 13-4 | 11-2 | 1-1 |
| UTEP           | Doc Sadler                        | 14-4      | .778 | 8-1 | 6-3 | 27-8      | .771 | 16-2 | 7-4  | 4-2 |
| Rice           | Willis Wilson                     | 12-6      | .667 | 7-2 | 5-4 | 19-12     | .613 | 13-3 | 5-8  | 1-1 |
| Fresno St.     | Ray Lopes                         | 9-9       | .500 | 6-3 | 3-6 | 16-14     | .533 | 10-6 | 5-7  | 1-1 |
| Louisiana Tech | Keith Richard                     | 9-9       | .500 | 6-3 | 3-6 | 14-15     | .483 | 8-4  | 5-9  | 1-2 |
| SMU            | Jimmy Tubbs                       | 9-9       | .500 | 6-3 | 3-6 | 14-14     | .500 | 10-4 | 4-9  | 0-1 |
| Hawai'i        | Riley Wallace                     | 7-11      | .389 | 6-3 | 1-8 | 16-13     | .552 | 13-4 | 2-8  | 1-1 |
| Boise St.      | Greg Graham                       | 6-12      | .333 | 5-4 | 1-8 | 16-18     | .471 | 11-7 | 3-10 | 2-1 |
| Tulsa          | John Phillips/<br>Pooh Williamson | 5-13      | .277 | 5-4 | 0-9 | 9-20      | .310 | 8-8  | 1-10 | 0-2 |
| San Jose St.   | Phil Johnson                      | 3-15      | .167 | 3-6 | 0-9 | 6-23      | .207 | 5-9  | 1-13 | 0-1 |

## 2005-06

| Team           | Coach           | WAC Games |      |     |     | All Games |      |      |      |     |
|----------------|-----------------|-----------|------|-----|-----|-----------|------|------|------|-----|
|                |                 | W-L       | Pct. | H   | A   | W-L       | Pct. | H    | A    | N   |
| Nevada         | Mark Fox        | 13-3      | .813 | 7-1 | 6-2 | 27-6      | .818 | 17-1 | 10-3 | 0-2 |
| Utah State     | Stew Morrill    | 11-5      | .688 | 6-2 | 5-3 | 23-9      | .719 | 14-2 | 7-6  | 2-1 |
| Louisiana Tech | Keith Richard   | 11-5      | .688 | 6-2 | 5-3 | 20-13     | .606 | 10-2 | 8-9  | 2-2 |
| Hawai'i        | Riley Wallace   | 10-6      | .625 | 7-1 | 3-5 | 17-11     | .607 | 14-3 | 3-7  | 0-1 |
| New Mexico St. | Reggie Theus    | 10-6      | .625 | 7-1 | 3-5 | 16-14     | .533 | 10-4 | 4-10 | 2-0 |
| Fresno St.     | Steve Cleveland | 8-8       | .500 | 7-1 | 1-7 | 15-13     | .536 | 12-2 | 3-10 | 0-1 |
| Boise St.      | Greg Graham     | 6-10      | .375 | 4-4 | 2-6 | 14-15     | .483 | 10-5 | 3-9  | 1-1 |
| San Jose St.   | George Nessman  | 2-14      | .125 | 1-7 | 1-7 | 6-25      | .194 | 2-11 | 3-12 | 1-2 |
| Idaho          | Leonard Perry   | 1-15      | .063 | 1-7 | 0-8 | 4-25      | .138 | 4-10 | 0-15 | 0-0 |

## 2006-07

| Team           | Coach           | WAC Games |      |     |     | All Games |      |      |      |     |
|----------------|-----------------|-----------|------|-----|-----|-----------|------|------|------|-----|
|                |                 | W-L       | Pct. | H   | A   | W-L       | Pct. | H    | A    | N   |
| Nevada         | Mark Fox        | 14-2      | .875 | 8-0 | 6-2 | 29-5      | .853 | 15-1 | 10-2 | 4-2 |
| New Mexico St. | Reggie Theus    | 11-5      | .688 | 7-1 | 4-4 | 25-9      | .735 | 19-1 | 6-7  | 0-1 |
| Fresno St.     | Steve Cleveland | 10-6      | .625 | 6-2 | 4-4 | 22-10     | .688 | 15-3 | 7-6  | 0-1 |
| Utah State     | Stew Morrill    | 9-7       | .563 | 7-1 | 2-6 | 23-12     | .657 | 13-1 | 5-11 | 5-0 |
| Hawai'i        | Riley Wallace   | 8-8       | .500 | 6-2 | 2-6 | 18-13     | .581 | 13-3 | 3-8  | 2-2 |
| Boise St.      | Greg Graham     | 8-8       | .500 | 6-2 | 2-6 | 17-14     | .548 | 13-2 | 3-12 | 1-0 |
| Louisiana Tech | Keith Richard   | 7-9       | .438 | 6-2 | 1-7 | 10-20     | .333 | 7-4  | 3-14 | 0-2 |
| San Jose St.   | George Nessman  | 4-12      | .250 | 3-5 | 1-7 | 5-25      | .167 | 4-7  | 1-16 | 0-2 |
| Idaho          | George Pfeifer  | 1-15      | .063 | 1-7 | 0-8 | 4-27      | .129 | 2-12 | 1-14 | 1-1 |

## 2007-08

| Team           | Coach           | WAC Games |      |     |     | All Games |      |      |      |     |
|----------------|-----------------|-----------|------|-----|-----|-----------|------|------|------|-----|
|                |                 | W-L       | Pct. | H   | A   | W-L       | Pct. | H    | A    | N   |
| Boise St.      | Greg Graham     | 12-4      | .750 | 7-2 | 6-2 | 25-9      | .735 | 11-5 | 12-3 | 2-1 |
| Utah State     | Stew Morrill    | 12-4      | .750 | 8-0 | 4-4 | 24-11     | .686 | 17-0 | 5-9  | 2-2 |
| Nevada         | Mark Fox        | 12-4      | .750 | 7-1 | 5-3 | 21-12     | .636 | 13-4 | 7-8  | 1-0 |
| New Mexico St. | Marvin Menzies  | 12-4      | .750 | 7-1 | 5-3 | 21-14     | .600 | 15-4 | 6-8  | 0-2 |
| Hawai'i        | Bob Nash        | 5-11      | .313 | 5-3 | 3-5 | 11-19     | .367 | 9-9  | 2-9  | 0-1 |
| Fresno St.     | Steve Cleveland | 7-9       | .438 | 4-4 | 1-7 | 13-19     | .406 | 11-6 | 2-11 | 0-2 |
| Idaho          | George Pfeifer  | 3-13      | .188 | 3-5 | 2-6 | 8-21      | .276 | 6-7  | 2-13 | 0-1 |
| San Jose St.   | George Nessman  | 4-12      | .250 | 4-4 | 0-8 | 13-19     | .406 | 7-5  | 4-11 | 2-3 |
| Louisiana Tech | Kerry Rupp      | 5-11      | .313 | 3-5 | 0-8 | 6-24      | .200 | 5-9  | 0-12 | 1-3 |

## COMPOSITE STANDINGS

### WAC GAMES ONLY

| School     | Years | Games | Home   | Away   | Total   | Pct. |
|------------|-------|-------|--------|--------|---------|------|
| Boise St.  | 7     | 120   | 37-23  | 20-40  | 57-63   | .475 |
| Fresno St. | 16    | 266   | 105-31 | 58-75  | 163-106 | .606 |
| Hawai'i    | 29    | 472   | 154-81 | 62-175 | 216-256 | .458 |
| Idaho      | 3     | 48    | 5-19   | 2-22   | 7-41    | .146 |
| La. Tech   | 7     | 120   | 38-22  | 23-37  | 61-59   | .508 |
| Nevada     | 8     | 136   | 53-15  | 38-30  | 91-45   | .669 |
| NMSU       | 3     | 48    | 21-3   | 12-12  | 33-15   | .688 |
| SJSU       | 12    | 194   | 35-62  | 10-97  | 45-159  | .221 |
| Utah St.   | 3     | 48    | 21-3   | 11-13  | 32-16   | .666 |

### ALL GAMES - AS WAC MEMBER

| School     | Games | Home    | Pct. | Away   | Pct. | Neutral | Total   | Pct. |
|------------|-------|---------|------|--------|------|---------|---------|------|
| Boise St.  | 220   | 75-36   | .676 | 38-58  | .396 | 8-5     | 121-99  | .550 |
| Fresno St. | 500   | 207-60  | .775 | 79-116 | .405 | 14-24   | 300-200 | .600 |
| Hawai'i    | 850   | 335-171 | .662 | 70-215 | .246 | 34-25   | 439-411 | .516 |
| Idaho      | 89    | 12-29   | .293 | 3-42   | .066 | 1-2     | 16-73   | .180 |
| La. Tech   | 211   | 60-30   | .666 | 34-70  | .327 | 5-12    | 99-112  | .469 |
| Nevada     | 256   | 103-22  | .824 | 55-54  | .505 | 14-8    | 172-84  | .672 |
| NMSU       | 99    | 44-9    | .830 | 16-25  | .390 | 2-3     | 62-37   | .626 |
| SJSU       | 350   | 77-100  | .435 | 29-136 | .176 | 10-18   | 116-254 | .331 |
| Utah St.   | 102   | 44-3    | .936 | 17-26  | .395 | 9-3     | 70-32   | .686 |

### ALL GAMES - ALL-TIME

| School     | Years | Games | Won  | Lost | Tied | Pct. |
|------------|-------|-------|------|------|------|------|
| Boise St.  | 40    | 1136  | 619  | 517  | 0    | .545 |
| Fresno St. | 86    | 2088  | 1140 | 948  | 0    | .546 |
| Hawai'i    | 88    | 1939  | 978  | 960  | 1    | .505 |
| Idaho      | 104   | 2494  | 1172 | 1322 | 0    | .470 |
| La. Tech   | 81    | 2024  | 1133 | 891  | 0    | .560 |
| Nevada     | 95    | 2164  | 1124 | 1040 | 0    | .519 |
| NMSU       | 101   | 2252  | 1277 | 973  | 2    | .567 |
| SJSU       | 95    | 2263  | 1069 | 1194 | 0    | .472 |
| Utah St.   | 107   | 2360  | 1370 | 989  | 0    | .581 |

## ALL-TIME WAC TITLES

| Team                  | Regular-Season Titles                   | Tournament Titles  |
|-----------------------|---|--------------------|
| Utah.....             | 12                                      | 3                  |
|                       | (1966-77-81-83-86-91-93-95-96-97-98-99) | (1995-97-99)       |
| Brigham Young.....    | 11                                      | 2                  |
|                       | (1965-67-69-71-72-79-80-83-88-90-92-93) | (1991-92)          |
| UTEP.....             | 7                                       | 5                  |
|                       | (1970-83-84-85-86-87-92-04)             | (1984-86-89-90-05) |
| New Mexico.....       | 5                                       | 2                  |
|                       | (1964-68-74-78-94)                      | (1993-96)          |
| Wyoming.....          | 5                                       | 2                  |
|                       | (1967-69-81-82-86)                      | (1987-88)          |
| Nevada.....           | 5                                       | 2                  |
|                       | (2004-05-06-07-08)                      | (2004-06)          |
| Arizona State.....    | 4                                       | 0                  |
|                       | (1963-64-73-75)                         |                    |
| Tulsa.....            | 3                                       | 1                  |
|                       | (1999-00-02)                            | (2003)             |
| Fresno State.....     | 3                                       | *0                 |
|                       | (1997-01-03)                            |                    |
| Hawai'i.....          | 2                                       | 3                  |
|                       | (1997-02)                               | (1994-01-02)       |
| Colorado State.....   | 2                                       | 0                  |
|                       | (1989-90)                               |                    |
| UNLV.....             | 1                                       | 1                  |
|                       | (1999)                                  | (1998)             |
| Arizona.....          | 1                                       | 0                  |
|                       | (1976)                                  |                    |
| TCU.....              | 1                                       | 0                  |
|                       | (1998)                                  |                    |
| New Mexico State..... | 1                                       | 1                  |
|                       | (2008)                                  | (2007)             |
| San Diego State.....  | 0                                       | 1                  |
|                       |   | (1985)             |
| Boise State.....      | 1                                       | 1                  |
|                       | (2008)                                  | (2008)             |
| Utah State.....       | 1                                       | 0                  |
|                       | (2008)                                  |                    |

**Boldface** denotes outright titles

*Italic* denotes division title

\*The 2000 tournament title was vacated by Fresno State

# INTRACONFERENCE RECORDS

## BOISE STATE

| Team             | WAC Games |           |             | Tourney  |          |             | All Games  |            |             |
|------------------|-----------|-----------|-------------|----------|----------|-------------|------------|------------|-------------|
|                  | W         | L         | PCT         | W        | L        | PCT         | W          | L          | PCT         |
| Fresno State     | 7         | 7         | .500        | 3        | 0        | 1.000       | 11         | 12         | .478        |
| Hawai'i          | 6         | 8         | .429        | 1        | 0        | 1.000       | 7          | 8          | .466        |
| Idaho            | 6         | 0         | 1.000       | -        | -        |             | 47         | 32         | .595        |
| Louisiana Tech   | 6         | 8         | .429        | 0        | 1        | .000        | 6          | 9          | .666        |
| Nevada           | 3         | 11        | .214        | 1        | 0        | 1.000       | 20         | 33         | .377        |
| New Mexico State | 1         | 5         | .200        | 1        | 1        | .500        | 7          | 11         | .389        |
| San Jose State   | 13        | 1         | .929        | -        | -        |             | 17         | 1          | .944        |
| Utah State       | 1         | 5         | .200        | 1        | 0        | 1.000       | 7          | 21         | .250        |
| <b>Totals</b>    | <b>43</b> | <b>45</b> | <b>.489</b> | <b>7</b> | <b>2</b> | <b>.778</b> | <b>122</b> | <b>127</b> | <b>.490</b> |

## NEVADA

| Team             | WAC Games |           |             | Tourney  |          |             | All Games  |            |             |
|------------------|-----------|-----------|-------------|----------|----------|-------------|------------|------------|-------------|
|                  | W         | L         | PCT         | W        | L        | PCT         | W          | L          | PCT         |
| Boise State      | 11        | 3         | .786        | 0        | 1        | .000        | 33         | 20         | .623        |
| Fresno State     | 11        | 5         | .688        | 1        | 0        | 1.000       | 43         | 34         | .558        |
| Hawai'i          | 11        | 5         | .688        | 0        | 1        | .000        | 14         | 9          | .608        |
| Idaho            | 6         | 0         | 1.000       | 2        | 0        | 1.000       | 31         | 22         | .585        |
| Louisiana Tech   | 11        | 3         | .786        | 1        | 0        | 1.000       | 12         | 3          | .800        |
| New Mexico State | 5         | 1         | .833        | 1        | 1        | .500        | 11         | 15         | .423        |
| San Jose State   | 12        | 4         | .750        | -        | -        |             | 28         | 30         | .483        |
| Utah State       | 3         | 3         | .500        | 1        | 1        | .500        | 11         | 26         | .297        |
| <b>Totals</b>    | <b>70</b> | <b>24</b> | <b>.745</b> | <b>6</b> | <b>4</b> | <b>.600</b> | <b>183</b> | <b>159</b> | <b>.535</b> |

## FRESNO STATE

| Team             | WAC Games |           |             | Tourney  |          |             | All Games  |            |             |
|------------------|-----------|-----------|-------------|----------|----------|-------------|------------|------------|-------------|
|                  | W         | L         | PCT         | W        | L        | PCT         | W          | L          | PCT         |
| Boise State      | 7         | 7         | .500        | 0        | 3        | .000        | 12         | 11         | .522        |
| Hawai'i          | 19        | 13        | .594        | 1        | 1        | .500        | 22         | 14         | .611        |
| Idaho            | 4         | 2         | .666        | -        | -        |             | 6          | 3          | .666        |
| Louisiana Tech   | 7         | 7         | .500        | 2        | 0        | 1.000       | 10         | 9          | .526        |
| Nevada           | 5         | 11        | .312        | 0        | 1        | .000        | 34         | 43         | .441        |
| New Mexico State | 3         | 3         | .500        | -        | -        |             | 12         | 17         | .414        |
| San Jose State   | 21        | 3         | .875        | -        | -        |             | 78         | 72         | .520        |
| Utah State       | 3         | 3         | .500        | -        | -        |             | 19         | 23         | .452        |
| <b>Totals</b>    | <b>69</b> | <b>49</b> | <b>.585</b> | <b>3</b> | <b>5</b> | <b>.600</b> | <b>193</b> | <b>192</b> | <b>.503</b> |

## NEW MEXICO STATE

| Team           | WAC Games |           |             | Tourney  |          |             | All Games  |           |             |
|----------------|-----------|-----------|-------------|----------|----------|-------------|------------|-----------|-------------|
|                | W         | L         | PCT         | W        | L        | PCT         | W          | L         | PCT         |
| Boise State    | 5         | 1         | .833        | 1        | 1        | .500        | 11         | 7         | .611        |
| Fresno State   | 3         | 3         | .500        | -        | -        |             | 17         | 12        | .586        |
| Hawai'i        | 4         | 2         | .667        | 1        | 0        | 1.000       | 7          | 2         | .778        |
| Idaho          | 6         | 0         | 1.000       | 1        | 0        | 1.000       | 13         | 2         | .867        |
| Louisiana Tech | 4         | 2         | .667        | 1        | 0        | 1.000       | 7          | 2         | .778        |
| Nevada         | 1         | 5         | .167        | 1        | 1        | .500        | 15         | 11        | .577        |
| San Jose State | 6         | 0         | 1.000       | -        | -        |             | 25         | 10        | .714        |
| Utah State     | 4         | 2         | .667        | 1        | 0        | 1.000       | 25         | 29        | .463        |
| <b>Totals</b>  | <b>33</b> | <b>15</b> | <b>.688</b> | <b>6</b> | <b>2</b> | <b>.750</b> | <b>120</b> | <b>75</b> | <b>.615</b> |

## HAWAI'I

| Team             | WAC Games |           |             | Tourney  |          |             | All Games |           |             |
|------------------|-----------|-----------|-------------|----------|----------|-------------|-----------|-----------|-------------|
|                  | W         | L         | PCT         | W        | L        | PCT         | W         | L         | PCT         |
| Boise State      | 8         | 6         | .571        | 0        | 1        | .000        | 8         | 7         | .534        |
| Fresno State     | 13        | 19        | .406        | 1        | 1        | .500        | 14        | 22        | .388        |
| Idaho            | 4         | 2         | .667        | -        | -        |             | 4         | 8         | .333        |
| Louisiana Tech   | 5         | 9         | .357        | -        | -        |             | 5         | 10        | .333        |
| Nevada           | 5         | 11        | .313        | 1        | 0        | 1.000       | 9         | 14        | .391        |
| New Mexico State | 2         | 4         | .333        | 0        | 1        | .000        | 2         | 7         | .222        |
| San Jose State   | 19        | 5         | .792        | 2        | 0        | 1.000       | 22        | 7         | .759        |
| Utah State       | 3         | 3         | .500        | 0        | 1        | .000        | 4         | 6         | .400        |
| <b>Totals</b>    | <b>59</b> | <b>59</b> | <b>.500</b> | <b>5</b> | <b>3</b> | <b>.625</b> | <b>68</b> | <b>81</b> | <b>.456</b> |

## SAN JOSE STATE

| Team             | WAC Games |           |             | Tourney  |          |             | All Games  |            |             |
|------------------|-----------|-----------|-------------|----------|----------|-------------|------------|------------|-------------|
|                  | W         | L         | PCT         | W        | L        | PCT         | W          | L          | PCT         |
| Boise State      | 1         | 13        | .071        | -        | -        |             | 1          | 17         | .056        |
| Fresno State     | 3         | 21        | .125        | -        | -        |             | 72         | 78         | .480        |
| Hawai'i          | 5         | 19        | .208        | 0        | 2        | .000        | 7          | 22         | .241        |
| Idaho            | 4         | 2         | .667        | 0        | 1        | .000        | 9          | 5          | .643        |
| Louisiana Tech   | 4         | 10        | .286        | 1        | 1        | .500        | 5          | 11         | .313        |
| Nevada           | 4         | 12        | .250        | -        | -        |             | 30         | 28         | .517        |
| New Mexico State | 0         | 6         | .000        | -        | -        |             | 10         | 25         | .286        |
| Utah State       | 1         | 5         | .200        | 0        | 2        | .000        | 21         | 39         | .350        |
| <b>Totals</b>    | <b>22</b> | <b>88</b> | <b>.200</b> | <b>0</b> | <b>6</b> | <b>.000</b> | <b>155</b> | <b>225</b> | <b>.408</b> |

## IDAHO

| Team             | WAC Games |           |             | Tourney  |          |             | All Games |            |             |
|------------------|-----------|-----------|-------------|----------|----------|-------------|-----------|------------|-------------|
|                  | W         | L         | PCT         | W        | L        | PCT         | W         | L          | PCT         |
| Boise State      | 0         | 6         | .000        | -        | -        |             | 32        | 47         | .405        |
| Fresno State     | 2         | 4         | .333        | -        | -        |             | 3         | 6          | .333        |
| Hawai'i          | 2         | 4         | .333        | -        | -        |             | 8         | 4          | .667        |
| Louisiana Tech   | 1         | 5         | .200        | -        | -        |             | 1         | 5          | .200        |
| Nevada           | 0         | 6         | .000        | 0        | 2        | .000        | 22        | 31         | .415        |
| New Mexico State | 0         | 6         | .000        | 0        | 1        | .000        | 2         | 13         | .133        |
| San Jose State   | 2         | 4         | .333        | 1        | 0        | 1.000       | 5         | 9          | .357        |
| Utah State       | 0         | 6         | .000        | -        | -        |             | 12        | 28         | .300        |
| <b>Totals</b>    | <b>7</b>  | <b>41</b> | <b>.152</b> | <b>1</b> | <b>3</b> | <b>.250</b> | <b>85</b> | <b>143</b> | <b>.372</b> |

## UTAH STATE

| Team             | WAC Games |           |             | Tourney  |          |             | All Games  |            |             |
|------------------|-----------|-----------|-------------|----------|----------|-------------|------------|------------|-------------|
|                  | W         | L         | PCT         | W        | L        | PCT         | W          | L          | PCT         |
| Boise State      | 5         | 1         | .833        | 0        | 1        | .000        | 21         | 7          | .750        |
| Fresno State     | 3         | 3         | .500        | -        | -        |             | 23         | 19         | .548        |
| Hawai'i          | 3         | 3         | .500        | 1        | 0        | 1.000       | 6          | 4          | .600        |
| Idaho            | 6         | 0         | 1.000       | -        | -        |             | 28         | 12         | .700        |
| Louisiana Tech   | 5         | 1         | .833        | 1        | 0        | 1.000       | 6          | 1          | .857        |
| Nevada           | 3         | 3         | .500        | 1        | 1        | .500        | 26         | 11         | .703        |
| New Mexico State | 2         | 4         | .333        | 0        | 1        | .000        | 29         | 25         | .537        |
| San Jose State   | 5         | 1         | .833        | 2        | 0        | 1.000       | 39         | 21         | .650        |
| <b>Totals</b>    | <b>32</b> | <b>16</b> | <b>.667</b> | <b>5</b> | <b>3</b> | <b>.625</b> | <b>178</b> | <b>100</b> | <b>.640</b> |

## LOUISIANA TECH

| Team             | WAC Games |           |             | Tourney  |          |             | All Games |           |             |
|------------------|-----------|-----------|-------------|----------|----------|-------------|-----------|-----------|-------------|
|                  | W         | L         | PCT         | W        | L        | PCT         | W         | L         | PCT         |
| Boise State      | 8         | 6         | .571        | 1        | 0        | 1.000       | 9         | 6         | .600        |
| Fresno State     | 7         | 7         | .500        | 0        | 2        | .000        | 9         | 10        | .473        |
| Hawai'i          | 9         | 5         | .642        | -        | -        |             | 10        | 5         | .667        |
| Idaho            | 5         | 1         | .833        | -        | -        |             | 5         | 1         | .833        |
| Nevada           | 3         | 11        | .214        | 0        | 1        | .000        | 3         | 12        | .200        |
| New Mexico State | 2         | 4         | .333        | 0        | 1        | .000        | 2         | 7         | .222        |
| San Jose State   | 10        | 4         | .714        | 1        | 1        | .500        | 11        | 5         | .688        |
| Utah State       | 1         | 5         | .167        | 0        | 1        | .000        | 1         | 6         | .142        |
| <b>Totals</b>    | <b>47</b> | <b>39</b> | <b>.547</b> | <b>2</b> | <b>6</b> | <b>.250</b> | <b>50</b> | <b>52</b> | <b>.490</b> |



WESTERN ATHLETIC CONFERENCE



# 2008-09 COMPOSITE SCHEDULE

## **November 14 (Friday)**

Montana State-Northern at Utah State, 7:00  
Sacramento State at Fresno State, 7:00  
San Jose State at South Dakota State, 7:00  
Evergreen State at Idaho, 7:00  
San Francisco at Hawai'i, 7:35  
Pacific at Boise State, 8:15

## **November 15 (Saturday)**

Louisiana Tech at Louisiana-Lafayette, 7:00  
Nevada at Montana State, 7:00  
UC Riverside at New Mexico State, 1:00

## **November 16 (Sunday)**

Idaho at Michigan State, 6:00  
San Jose State at Nebraska, 2:00  
Cal State Fullerton at Hawai'i, 5:00

## **November 17 (Monday)**

Boise State at Siena, 7:00  
Utah State at UC Santa Barbara, 5:00  
Fresno State at St. Mary's, 11:00 p.m.  
Idaho State at Hawai'i, 11:00 p.m.

## **November 18 (Tuesday)**

Louisiana Tech at Grambling State, 7:00  
Idaho at Gonzaga, 6:00  
New Mexico State at Southern California, TBA  
Nevada at San Diego, 7:00

## **November 19 (Wednesday)**

California Maritime at San Jose State, 7:00

## **November 21 (Friday)**

Pepperdine at New Mexico State, 7:30

## **November 22 (Saturday)**

Fresno State at San Diego State, 1:00  
Louisiana Tech at Arkansas-Little Rock, 7:00  
Idaho State at Boise State, 1:00  
North Dakota State at Idaho, 7:00  
Oregon State at Nevada, 7:00

## **November 24 (Monday)**

Montana State at Boise State, 7:00  
San Jose State at Presbyterian, 8:00  
Idaho at Eastern Washington, 7:00  
Iowa State at Hawai'i, 7:00

## **November 25 (Tuesday)**

Weber State at Utah State, 7:00  
Seattle University at Fresno State, 7:00

## **November 26 (Wednesday)**

Pacific at Nevada, 7:00  
Louisiana Tech at Great Alaska Shootout, TBA

## **November 27 (Thursday)**

Louisiana Tech at Great Alaska Shootout, TBA

## **November 28 (Friday)**

UC Irvine at Idaho, 7:00  
Louisiana Tech at Great Alaska Shootout, TBA

## **November 29 (Saturday)**

Cal Poly at Utah State, 7:00  
Southern Utah at Boise State, 8:15  
Nevada at Portland, 7:00  
Louisiana Tech at Great Alaska Shootout, TBA

## **November 30 (Sunday)**

Oregon State at Fresno State, 2:00  
New Mexico State at Long Beach State, 4:00

## **December 1 (Monday)**

Idaho at Sacramento State, 7:00  
Prairie View A&M at Hawai'i, 7:00

## **December 2 (Tuesday)**

UC Irvine at Utah State, 7:00  
Nevada at Colorado State, 7:00

## **December 3 (Wednesday)**

Wyoming at Boise State, 7:00  
Santa Clara at San Jose State, 7:00  
UNLV at Fresno State, 7:00  
New Mexico State at Kansas, 7:00

## **December 6 (Saturday)**

Idaho at Portland, 2:00  
Utah State vs. BYU, 5:00 (Energy Solutions Arena-Salt Lake City)  
Grambling State at Louisiana Tech, 8:00  
Colorado State at Boise State, 7:00  
New Mexico State at North Texas, 7:00  
UNLV at Nevada, 7:35  
Fresno State at Pacific, 7:30

## **December 8 (Monday)**

Hawai'i at Illinois, 7:00  
San Jose State at San Diego, 7:00

## **December 9 (Tuesday)**

Sonoma State at Nevada, 7:00

## **December 10 (Wednesday)**

Louisiana Monroe at Louisiana Tech, 7:00  
Boise State at BYU, 7:00  
Cal State Bakersfield at Fresno State, 7:00  
Idaho at South Carolina State, 7:30

## **December 11 (Thursday)**

Sacramento State at New Mexico State, 7:00

## **December 13 (Saturday)**

Centenary at Louisiana Tech, 7:00  
Utah State at Utah Valley State, 7:00  
San Francisco at Boise State, 7:00  
Eastern Washington at Hawai'i, 7:00

## **December 14 (Sunday)**

Montana at Fresno State, 1:00  
UTEP at New Mexico State, 2:00  
Southern Illinois at Nevada, 3:00

## **December 15 (Monday)**

Louisiana Tech at McNeese State, 7:00  
Chicago State at Hawai'i, 7:00

## **December 17 (Wednesday)**

Utah State at Southern Utah, 7:00  
South Carolina State at Idaho, 7:00  
Prairie View A&M at New Mexico State, 7:00  
Arkansas Pine-Bluff at Nevada, 7:00

## **December 18 (Thursday)**

Louisiana Tech at Samford, 7:00  
Northern Colorado at Fresno State, 8:00

## **December 20 (Saturday)**

Texas Southern at Idaho, 3:00  
Utah State at Idaho State, 7:00  
Boise State at Cal State Bakersfield, 7:00  
South Carolina Upstate at Fresno State, 7:00  
Nevada at California, TBA  
Northern Colorado at San Jose State, 3:00  
New Mexico State at UTEP, 7:00

## **December 21 (Sunday)**

Washington State at Idaho, 7:00

## **December 22 (Monday)**

Utah at Utah State, 7:00  
TCU at Louisiana Tech, 7:00  
San Francisco at San Jose State, 7:00  
Boise State at San Diego, 7:00  
Fresno State vs. Creighton, 7:30 at Las Vegas Classic

## **December 23 (Tuesday)**

Fresno State vs. DePaul/St. Louis, 5:00/7:30 at Las Vegas Classic  
New Mexico State at New Mexico, 6:30  
UC Riverside at Hawai'i, 7:00

## **December 27 (Saturday)**

Outrigger Hotels Rainbow Classic at Hawai'i (Colorado, Colorado State, Coppin State, George Washington, Pepperdine, Vermont, TBA)  
San Jose State at Saint Mary's Tournament (Moraga, Calif.)  
Idaho State at Nevada, 7:00

## **December 28 (Sunday)**

Loyola Marymount at New Mexico State, 1:00  
Louisiana Tech at UCLA, 2:00  
Rainbow Classic at Hawai'i  
San Jose State at Saint Mary's Tournament (Moraga, Calif.)

## **December 29 (Monday)**

Eastern Washington at Boise State, 8:15  
Idaho at Idaho State, 7:00  
Fresno State at Cal Poly SLO, TBA  
Howard at Utah State, 8:00 - Gossner Foods' Duel in the Desert at Utah State  
Rainbow Classic at Hawai'i

## **December 30 (Tuesday)**

New Mexico at New Mexico State, 7:00  
Houston Baptist at Utah State, 8:00 - Gossner Foods' Duel in the Desert at Utah State  
Rainbow Classic at Hawai'i

## **December 31 (Wednesday)**

North Carolina at Nevada, 7:00  
Wyoming at Utah State, 8:00 - Gossner Foods' Duel in the Desert at Utah State

## **January 3 (Saturday)**

\*New Mexico State at Fresno State, 7:00  
\*Idaho at Nevada, 7:00  
\*Louisiana Tech at San Jose State, 5:30  
\*Boise State at Hawai'i, 7:00

## **January 5 (Monday)**

\*Idaho at Utah State, 7:00  
\*New Mexico State at San Jose State, 7:00  
\*Louisiana Tech at Hawai'i, 7:00



## January 8 (Thursday)

- \*Utah State at Louisiana Tech, 7:00
- \*San Jose State at Boise State, 7:00
- \*Hawai'i at Idaho, 7:00
- \*Nevada at New Mexico State, 7:00

## January 10 (Saturday)

- \*Nevada at Louisiana Tech, 2:00
- \*Hawai'i at Boise State, 7:00
- \*San Jose State at Fresno State, 7:00
- \*Utah State at New Mexico State, 7:00

## January 12 (Monday)

- San Jose State at Cal State Bakersfield, 7:00

## January 15 (Thursday)

- \*Fresno State at Utah State, 7:00
- \*Idaho at New Mexico State, 7:00
- \*Boise State at Nevada, 7:00

## January 17 (Saturday)

- \*Idaho at Louisiana Tech, 2:00
- \*Boise State at Utah State, 7:00
- \*Fresno State at Nevada, 7:00
- \*San Jose State at Hawai'i, 7:00

## January 22 (Thursday)

- \*New Mexico State at Boise State, 7:00
- \*Louisiana Tech at Fresno State, 7:00
- \*Hawai'i at Nevada, 7:00
- \*Utah State at San Jose State, 7:00

## January 24 (Saturday)

- \*Louisiana Tech at Boise State, 4:00
- \*New Mexico State at Idaho, 7:00
- \*Fresno State at San Jose State, 7:00
- \*Utah State at Hawai'i, 7:00

## January 28 (Wednesday)

- Houston Baptist at Fresno State, 7:00

## January 29 (Thursday)

- \*Hawai'i at Louisiana Tech, 7:00
- \*Nevada at Utah State, 7:00
- \*Boise State at Idaho, 7:00
- \*San Jose State at New Mexico State, 7:00

## January 31 (Saturday)

- \*San Jose State at Louisiana Tech, 2:00
- \*Nevada at Idaho, 7:00
- \*Utah State at Fresno State, 7:00
- \*Hawai'i at New Mexico State, 7:00

## February 1 (Sunday)

- Boise State at Houston Baptist, 2:00

## February 5 (Thursday)

- \*New Mexico State at Utah State, 7:00
- \*Louisiana Tech at Nevada, 7:00
- \*Fresno State at Hawai'i, 7:00

## February 7 (Saturday)

- \*Louisiana Tech at Utah State, 7:00
- \*New Mexico State at Nevada, 7:00
- \*Boise State at San Jose State, 7:00
- \*Idaho at Hawai'i, 7:00

## February 9 (Monday)

- \*Boise State at Fresno State, 7:00

## February 12 (Thursday)

- \*Fresno State at Louisiana Tech, 7:00
- \*Utah State at Idaho, 7:00
- \*Nevada at San Jose State, 7:00

## February 14 (Saturday)

- \*Utah State at Boise State, 7:00
- \*San Jose State at Idaho, 7:00
- \*Fresno State at New Mexico State, 7:00
- \*Nevada at Hawai'i, 7:00

## February 16 (Monday)

- \*Louisiana Tech at New Mexico State, 7:00

## February 17 (Tuesday)

- \*Utah Valley at San Jose State, 7:00

## February 18 (Wednesday)

- Cal State Bakersfield at Utah State, 7:00
- \*Idaho at Boise State, 7:00

## February 19 (Thursday)

- Houston Baptist at Louisiana Tech, 7:00
- \*Hawai'i at Fresno State, 8:00

## February 21 (Saturday)

- \*ESPN Bracket Buster Saturday
- Home Teams: Fresno State, Hawai'i, Idaho, Nevada, New Mexico State, San Jose State
- Road Teams: Boise State, Louisiana Tech, Utah State

## February 26 (Thursday)

- \*New Mexico State at Louisiana Tech, 7:00
- \*Hawai'i at Utah State, 7:00
- \*Nevada at Fresno State, 7:00
- \*Idaho at San Jose State, 7:00

## February 28 (Saturday)

- \*Boise State at Louisiana Tech, 2:00
- \*Idaho at Fresno State, 7:00
- \*Utah State at Nevada, 7:00
- \*Hawai'i at San Jose State, 7:00

## March 2 (Monday)

- \*Boise State at New Mexico State, 7:00

## March 5 (Thursday)

- \*Fresno State at Boise State, 7:00
- \*Louisiana Tech at Idaho, 7:00
- \*San Jose State at Nevada, 7:00

## March 7 (Saturday)

- \*San Jose State at Utah State, 7:00
- \*Nevada at Boise State, 8:15
- \*Fresno State at Idaho, 7:00
- \*New Mexico State at Hawai'i, 7:00

End of regular season

\*WAC Game



## **WAC Tournament**

### **March 10 (Tuesday)**

- WAC Tournament First Round at Reno (Lawlor Events Center)
- Game 1, 7:30

### **March 12 (Thursday)**

- WAC Tournament Quarterfinals at Reno (Lawlor Events Center)
- Game 2, 12:00 (ESPNU)
- Game 3, 2:30 (ESPNU)
- Game 4, 6:00
- Game 5, 8:30

### **March 13 (Friday)**

- WAC Tournament Semifinals at Reno (Lawlor Events Center)
- Game 6, 6:00
- Game 7, 9:00 (ESPN2)

### **March 14 (Saturday)**

- WAC Tournament Championship at Reno
- Game 8, 7:00 (ESPN2)

## **NCAA Tournament**

### **March 19 and 21 (Thursday and Saturday)**

- First and Second Rounds**
- Greensboro, N.C. (Greensboro Coliseum)
- Kansas City, Mo. (Sprint Center)
- Philadelphia, Pa. (Wachovia Center)
- Portland, Ore. (Rose Garden)

### **March 20 and 22 (Friday and Sunday)**

- First and Second Rounds**
- Boise, ID (Taco Bell Arena)
- Dayton, OH (Dayton Arena)
- Miami, Fla. (American Airlines Arena)
- Minneapolis, Minn. (HHH Metrodome)

### **March 26 and 28 (Thursday and Saturday)**

- NCAA Regionals**
- Boston, Mass. (TD Banknorth)
- Glendale, Ariz. (University of Phoenix Stadium)

### **March 27 and 29 (Friday and Sunday)**

- NCAA Regionals**
- Indianapolis, Ind. (Lucas Oil Stadium)
- Memphis, Tenn. (FedEx Forum)

### **April 4 and 6 (Saturday and Monday)**

- Final Four**
- Detroit, Mich. (Ford Field)

