

History & Records

All-Americans

- 1938 — William "Red" McCrocklin, Center (Chuck Taylor)
 1940 — Carlisle Towery, Center (Chuck Taylor)
 1941 — Carlisle Towery, Center (Chuck Taylor)
 1943 — Oran McKinney, Center (Helms Foundation)
 1948 — Dee Gibson, Guard (Associated Press***)
 Don Ray, Forward (Helms Foundation*)
 Odie Spears, Forward (Associated Press***)
 1949 — Bob Lavoy, Center (Associated Press***)
 John Oldham, Guard (United Press**, Associated Press***)
 1950 — Buddy Cate, Forward (Associated Press***)
 Bob Lavoy, Center (Chuck Taylor*, Associated Press***)
 1951 — Rip Gish, Forward-Center
 1953 — Tom Marshall, Forward (*Look Magazine***, Associated Press***)
 Art Spoelstra, Center (Associated Press***)
 1954 — Tom Marshall, Forward (Associated Press*, United Press*, *Look Magazine**)
 1958 — Ralph Crosthwaite, Center
 1962 — Bobby Rascoe, Guard
 1964 — Darel Carrier, Guard (Helms Foundation)
 1965 — Clem Haskins, Forward (Associated Press***, United Press***)
 1966 — Clem Haskins, Forward (Associated Press, United Press, Converse*)
 1967 — Clem Haskins, Forward (USBWA, Associated Press, United Press, Helms Foundation, NABC*)
 1969 — Jim McDaniels, Center (Helms Foundation, Associated Press***, United Press***, Converse***)
 1970 — Jim McDaniels, Center (Helms Foundation, Associated Press***, United Press***, Converse*)
 1971 — Jim McDaniels, Center (NABC, USBWA, Associated Press, *Sporting News*, United Press, NBA)
 1976 — Johnny Britt, Guard (Associated Press***)
 1982 — Craig McCormick, Center (Associated Press***)
 1984 — Kannard Johnson, Forward (*Sporting News All-Freshman*)
 1987 — Tellis Frank, Forward (Associated Press***, *Sporting News****)
 1989 — Brett McNeal, Guard (Associated Press***, *Basketball Times****)
 1993 — Darnell Mee, Guard (Associated Press***)
 1996 — Chris Robinson, Forward-Guard (*Basketball Weekly****)
 2001 — Chris Marcus, Center (Associated Press***)
 2002 — Chris Marcus, Center (Associated Press***, *Basketball America****)
 2004 — Nigel Dixon, Center (SI.com***)
 Mike Wells, Guard (Associated Press***)
 2006 — Anthony Winchester (Associated Press***)
 2008 — Courtney Lee (Associated Press***, *Basketball Times***)

*Second Team; **Third Team; ***Honorable Mention



RETIRED JERSEYS

E.A. DIDDLE
COACH
1923-64

CLEM HASKINS
22
1965-66-67
COACH
1980-86

TOM MARSHALL
41
1951-52-53-54

JIM McDANIELS
44
1969-70-71

JOHN OLDHAM
42
1943-47-48-49
COACH
1965-71

CARLISLE TOWERY
42
1939-40-41


Note: The first jerseys retired in honor of Hilltopper basketball greats were hung in E.A. Diddle Arena during the 1999-2000 season.

WKU's 1947-48 squad was 28-2 and finished third in the National Invitational Tournament (NIT). At the time, the NIT was "the" prestigious post-season tournament in college basketball. All five starters on the team earned All-America honors at some point in their career. Head Coach E.A. Diddle (center) and Assistant Coach Ted Hornback (right) pose with those five Hilltopper greats (left to right): Don "Duck" Ray (All-America 1948), John Oldham (1949), Odie Spears (1948), Oran McKinney (1943) and Dee Gibson (1948).

History & Records

NABC All-District

1950 — Bob Lavoy
 1953 — Tom Marshall (HM), Art Spoelstra (HM)
 1954 — Tom Marshall, Art Spoelstra
 1960 — Charlie Osborne (3rd)
 1961 — Charlie Osborne (HM)
 1962 — Bobby Rascoe (3rd)
 1965 — Clem Haskins (3rd)
 1967 — Clem Haskins
 1968 — Wayne Chapman (3rd)
 1969 — Jim McDaniels (3rd)
 1970 — Jim McDaniels (3rd)
 1971 — Jim McDaniels (3rd)
 1980 — Bill Bryant (2nd)
 1981 — Criag McCormick
 1982 — Criag McCormick
 1985 — Kannard Johnson (2nd)
 1986 — Kannard Johnson (2nd)
 1987 — Kannard Johnson
 1988 — Brett McNeal (2nd)
 1995 — Chris Robinson
 1996 — Chris Robinson (2nd)
 2001 — Chris Marcus
 2002 — Chris Marcus (2nd)
 2005 — Anthony Winchester (2nd)



Tellis Frank - 1987 SBC Player of the Year

2006 — Anthony Winchester
 Courtney Lee (2nd)
 2007 — Courtney Lee
 2008 — Courtney Lee

NCAA Tournament All-Regional Team

2008 — Tyrone Brazelton, Guard (West)

Sun Belt Conference Player of the Year

1987 — Tellis Frank, Forward
 1995 — Chris Robinson, Forward
 2001 — Chris Marcus, Center
 2004 — Mike Wells, Guard
 2006 — Anthony Winchester, Guard
 2008 — Courtney Lee, Guard/Forward

Sun Belt Conference Senior of the Year

1987 — Tellis Frank, Forward

Sun Belt Conference Sophomore of the Year

1985 — Kannard Johnson, Forward

Sun Belt Conference Freshman of the Year

1999 — Derek Robinson, Guard
 2003 — Anthony Winchester, Guard
 2005 — Courtney Lee, Guard/Forward

Sun Belt Conference Newcomer of the Year

2000 — Chris Marcus, Center
 2004 — Nigel Dixon, Center

Sun Belt Conference Defensive Player of the Year

2000 — Chris Marcus, Center
 2001 — Chris Marcus, Center
 2003 — Mike Wells, Guard
 2004 — Mike Wells, Guard

Sun Belt Conference Coach of the Year

1986 — Clem Haskins
 1987 — Murray Arnold
 1995 — Matt Kilcullen
 2002 — Dennis Felton

All-Sun Belt Conference

1983 — Tony Wilson, Forward (2nd team)
 Clarence Martin, Center (HM)
 1984 — Kannard Johnson, Forward (HM)
 Bobby Jones, Guard (HM)
 1985 — Kannard Johnson, Forward (2nd team)
 1986 — Billy Gordon, Guard (2nd team)

Kannard Johnson, Forward (2nd team)
 Clarence Martin, Center (HM)

1987 — Tellis Frank, Forward
 Kannard Johnson, Forward
 1988 — Brett McNeal, Guard (2nd team)
 1989 — Brett McNeal, Guard
 1990 — Roland Shelton, Guard (2nd team)
 1991 — Jack Jennings, Forward (2nd team)
 1992 — Jack Jennings, Forward
 1993 — Mark Bell, Guard
 Darnell Mee, Guard #
 1994 — Chris Robinson, Forward
 1995 — Darrin Horn, Guard
 Chris Robinson, Forward #
 1996 — Chris Robinson, Forward-Guard
 1997 — Tony Lovan, Forward
 2000 — Chris Marcus, Center
 2001 — Chris Marcus, Center #
 2002 — David Boyden, Forward
 Derek Robinson, Guard
 2003 — Patrick Sparks, Guard
 David Boyden, Forward (2nd team)
 Mike Wells, Guard (3rd team)
 2004 — Nigel Dixon, Center
 Mike Wells, Guard
 2005 — Anthony Winchester, Guard
 2006 — Courtney Lee, Guard/Forward
 Anthony Winchester, Guard
 2007 — Courtney Lee, Guard/Forward
 2008 — Courtney Lee, Guard/Forward
 Tyrone Brazelton, Guard (2nd team)

Unanimous Selection

SBC All-Tournament Team

1984 — Kannard Johnson, Forward
 1986 — Ray Swogger, Guard
 1987 — Tellis Frank, Forward
 Brett McNeal, Guard
 1993 — Mark Bell, Guard
 Danell Mee, Guard (MVP)
 1994 — Chris Robinson, Forward
 1995 — Darius Hall, Center
 Chris Robinson, Forward (MVP)
 Jeff Rogers, Guard
 1999 — Ravon Farris, Center
 Joe Harney, Guard
 2000 — Chris Marcus, Center
 2001 — Chris Marcus, Center (MVP)
 Nashon McPherson, Guard
 2002 — Chris Marcus, Center
 Derek Robinson, Guard (MVP)
 Patrick Sparks, Guard
 2003 — David Boyden, Forward
 Patrick Sparks, Guard (MVP)
 Mike Wells, Guard
 2005 — Courtney Lee, Guard
 2006 — Elgrace Wilborn, Forward/Center
 Anthony Winchester, Guard

History & Records

2007 — Courtney Lee, Guard/Forward
 2008 — Tyrone Brazelton, Guard
 Jeremy Evans, Forward (MVP)
 Courtney Lee, Guard/Forward

Sun Belt Conference 30th Anniversary Team

Tellis Frank, F (1984-87)
 Kannard Johnson, F (1984-87)
 Chris Marcus, C (2000-02)
 Darnell Mee, G (1991-93)
 Chris Robinson, F (1993-96)
*Note: Selected for the SBC's 30th Anniversary
 Celebration, 2006*

Ohio Valley Conference Hall of Fame

Dr. Kelly Thompson
 E.A. Diddle
 L.T. Smith
 Ted Hornback
 Nick Denes
 Dr. Dero G. Downing
 John Oldham

Ohio Valley Conference Half-Century Team

Clem Haskins (1964-67)
 Tom Marshall (1950-54)
 Jim McDaniels (1968-71)

Ohio Valley Conference 40th Anniversary Coaches

E.A. Diddle (1922-64)
 John Oldham (1964-71)
 Jim Richards (1971-78)
*Note: Selected for the OVC's 40th Anniversary
 Celebration, 1988*

Ohio Valley Conference 40th Anniversary Team

John Oldham, G (1948-49)
 Bob Lavoy, C (1947-50)
 Tom Marshall, F (1950-54)
 Bobby Rascoe, G (1959-62)
 Darel Carrier, G (1961-64)
 Clem Haskins, F (1964-67)
 Dwight Smith, G (1964-67)
 Jim McDaniels, C (1968-71)
*Note: Selected for the OVC's 40th Anniversary
 Celebration, 1988*

Ohio Valley Conference Coach of the Year

1962 — E.A. Diddle
 1966 — John Oldham
 1970 — John Oldham
 1971 — John Oldham


1974 — Jim Richards
 1976 — Jim Richards
 1981 — Clem Haskins
Note: First awarded in 1962

Ohio Valley Conference Player of the Year

1965 — Clem Haskins
 1966 — Clem Haskins
 1967 — Clem Haskins
 1968 — Wayne Chapman
 1970 — Jim McDaniels
 1971 — Jim McDaniels
 1976 — Johnny Britt
Note: First awarded in 1963

All-Ohio Valley Conference

1949 — Bob Lavoy, C
 John Oldham, G
 1950 — Johnny Givens, G
 Bob Lavoy, C
 1951 — Rip Gish, C-F
 1952 — Tom Marshall, F
 Gene Rhodes, G
 Art Spoelstra, C
 Richard White, G
 1953 — Tom Marshall, F
 Art Spoelstra, C
 1954 — Lynn Cole, G-F
 Tom Marshall, F
 Art Spoelstra, C



Clem Haskins earned All-America honors in 1965, 1966 and 1967.

History & Records

Jack Turner, F
 1955 — Forest Able, G
 Ralph Crosthwaite, C
 1958 — Ralph Crosthwaite, C
 1959 — Ralph Crosthwaite, C
 1960 — Charlie Osborne, C
 1961 — Charlie Osborne, C
 Bobby Rascoe, G
 1962 — Bobby Rascoe, G
 Harry Todd, C
 1963 — Darel Carrier, G
 1964 — Darel Carrier, G
 1965 — Clem Haskins, F
 Dwight Smith, G
 1966 — Steve Cunningham, C
 Clem Haskins, F
 Dwight Smith, G
 Greg Smith, F
 1967 — Wayne Chapman, G
 Clem Haskins, F
 Dwight Smith, G
 Greg Smith, F
 1968 — Wayne Chapman, F
 1969 — Jim McDaniels, C
 1970 — Jim McDaniels, C
 Jerome Perry, F
 Jim Rose, G
 1971 — Jerry Dunn, F
 Jim McDaniels, C
 Jim Rose, G
 1972 — Jerry Dunn, F
 1974 — Kent Allison, F
 Johnny Britt, G-F
 1975 — Johnny Britt, G-F
 Mike Odemns, C
 1976 — Johnny Britt, G-F

Wilson James, F
 1977 — Aaron Bryant, C
 1978 — James Johnson, C
 Darryl Turner, G
 1979 — Greg Jackson, F
 Trey Trumbo, G
 1980 — Bill Bryant, G
 Craig McCormick, C
 1981 — Craig McCormick, C
 Tony Wilson, F (2nd)

All-Southern Intercollegiate Athletic Association

1931 — Bland Coffman, C
 1934 — Harry Hardin, F
 Bernard "Peck" Hickman, G
 Thomas Hobbs, C (2nd)
 1935 — Harry Hardin, F
 Bernard "Peck" Hickman, G
 Brad Mutchler, C
 1936 — Brad Mutchler, C
 Max Reed, F
 Elmo Meacham, G (2nd)
 William "Red" McCrocklin, C
 1937 — Ralph Dudgeon, F
 William "Red" McCrocklin, C
 Max Reed, F
 Harry Saddler, G
 1938 — Ralph Dudgeon, F
 William "Red" McCrocklin, C
 Harry Saddler, F
 1939 — John Hackett, F
 Harry Saddler, G
 Wilson Stemm, F
 Herb Ball, F
 Carlisle Towery, C

1940 — Herb Ball, F
 Howard "Tip" Downing, G
 1941 — Howard "Tip" Downing, G
 Wallace "Buck" Sydnor, G
 Carlisle Towery, C
 1942 — Oran McKinney, C
 Earl Shelton, F
 Wallace "Buck" Sydnor, G
 1947 — Dee Gibson, G
 John Oldham, G


All-KIAC

(Kentucky Intercollegiate Athletic Association)

1935 — Harry Hardin, F
 Bernard "Peck" Hickman, G
 Brad Mutchler, C
 1937 — Ralph Dudgeon, F
 William "Red" McCrocklin, C
 Harry Saddler, G
 1938 — Ralph Dudgeon, F
 William "Red" McCrocklin, C
 Harry Saddler, F
 1939 — John Hackett, F
 Harry Saddler, G
 Carlisle Towery, C
 1940 — Carlisle Towery, C
 1942 — Howard "Tip" Downing, G
 Earl Shelton, F
 Wallace "Buck" Sydnor, G
 1944 — Don "Duck" Ray, F
 1946 — Chalmers Embry, G
 1947 — Dee Gibson, G
 Don "Duck" Ray, F
 Odie Spears, F
 1948 — Dee Gibson, G
 Oran McKinney, C
 John Oldham, G
 Don "Duck" Ray, F
 Odie Spears, F

All-State

1927 — Ted Hornback, F
 J.E. Walker, C
 1928 — Arnold Winkenhofer, G
 1929 — Ed Stansbury, G
 1932 — Thomas Hobbs, C
 James O. Lawrence, F
 1933 — Harry Hardin, F
 Bernard "Peck" Hickman, G
 Thomas Hobbs, C
 1934 — Harry Hardin, F
 Bernard "Peck" Hickman, G
 1936 — Brad Mutchler, F
 Max Reed, F
 Elmo Meacham, G (HM)



Jim McDaniels earned All-America honors in 1969, 1970 and 1971.

History & Records

WKU Game Records Individual

Points Scored:

- 55 — Clem Haskins vs. Middle Tennessee, 1/30/65
- 52 — Art Spoelstra vs. Morehead State, 12/12/53
- 50 — Darel Carrier at Morehead State, 2/11/64

Field Goals Made:

- 25 — Clem Haskins vs. Middle Tennessee, 1/30/65

Field Goals Attempted:

- 44 — Darel Carrier at Morehead State, 2/11/64

Field Goal Percentage:

- .923 — Craig McCormick vs. Morehead State, 1/31/80

Three-Point Field Goals Made:

- 9 — Tyrone Brazelton at Troy, 12/29/07
- 8 — Anthony Winchester at Eastern Kentucky, 12/3/05
 - Darnell Mee at Tennessee Tech, 12/5/92
 - Roland Shelton at American-Puerto Rico, 11/26/89

Three-Point Field Goals Attempted:

- 15 — Darnell Mee at Tennessee Tech, 12/5/92

Three-Point Field Goal Percentage: (min. 5 made)

- 1.000 — Courtney Lee vs. Eastern Kentucky, 12/2/06
- 1.000 — Filip Videnov at Middle Tennessee, 1/16/02
- 1.000 — Filip Videnov vs. New Mexico State, 1/13/02
- 1.000 — Mike Wells at New Orleans, 12/28/01
- 1.000 — Derek Robinson vs. Creighton, 12/19/01
- 1.000 — Darrin Horn at New Orleans, 1/13/95
- 1.000 — Joe Lightfoot vs. Jacksonville, 2/4/91
- 1.000 — Joe Lightfoot vs. Kentucky, 12/21/90
- 1.000 — Roland Shelton vs. Chicago State, 1/24/90
- 1.000 — Rick Burns at Eastern Kentucky, 1/22/90

Free Throws Made:

- 18 — Darel Carrier vs. La Salle, 2/25/64
- 18 — Bobby Rascoe at Xavier, 12/30/61
- 18 — Tom Marshall vs. Eastern Kentucky, 1/16/54

Free Throws Attempted:

- 24 — Ralph Crosthwaite at Eastern Kentucky, 2/2/57

Free-Throw Percentage (min. 12 made):

- 1.000 — Nate Williams vs. Florida International, 1/31/02
- 1.000 — Jack Jennings at Kansas State, 3/18/92
- 1.000 — Tony Wilson vs. Evansville, 12/6/82
- 1.000 — Jim Dunn vs. Tennessee Tech, 2/2/63

Rebounds:

- 29 — Tom Marshall at Louisville, 12/30/53
- 27 — Granville Bunton vs. Morehead State, 3/7/72
- 25 — Jim McDaniels vs. East Tennessee, 2/15/71
 - Ralph Townsend vs. East Tennessee, 2/15/64
 - Harry Todd at Middle Tennessee, 2/13/62
 - Charlie Osborne vs. East Tennessee, 12/9/60
 - Tom Marshall vs. Regis, 1/29/54

Assists:

- 14 — Ed Gampfer vs. Middle Tennessee, 3/2/74

Blocks:

- 9 — Elgrace Wilborn vs. Florida International, 2/25/06
- 9 — Chris Marcus vs. Tennessee State, 11/25/00

Steals:

- 9 — Darnell Mee at Louisiana Tech, 2/25/93
- 9 — Darnell Mee vs. Jacksonville, 2/11/93

Dunks:

- 7 — Caleb Halcomb vs. Kentucky State, 2/3/03

Team

Points Scored:

- 134 — vs. Middle Tennessee, 1/30/65
- 131 — vs. Old Dominion, 11/27/72

Fewest Points Scored:

- 11 — at Evansville, 2/26/27

Field Goals Made:

- 57 — vs. Old Dominion, 11/27/72

Field Goals Attempted:

- 107 — vs. Middle Tennessee, 3/2/68
- 107 — vs. Middle Tennessee, 1/30/65

Field Goal Percentage:

- .784 — at Dayton, 1/24/79

Three-Point Field Goals Made:

- 16 — at Troy, 12/29/07
- 16 — at UAB, 11/20/05

Three-Point Field Goals Attempted:

- 39 — at Evansville, 12/3/02

Three-Point Field Goal Percentage:

- .818 — vs. Jacksonville, 1/27/90

Free Throws Made:

- 47 — vs. Tennessee Tech, 2/2/63

Free Throws Attempted:

- 55 — vs. Tennessee Tech, 2/2/63

Free Throw Percentage: (min. 20 made)

- .917 — at East Tennessee State, 2/12/66

Rebounds:

- 83 — vs. Tampa, 2/8/64

Assists:

- 32 — vs. North Florida, 12/8/93

Steals:

- 22 — vs. Jacksonville, 2/11/93
- 22 — vs. North Florida, 11/8/83

Blocks:

- 12 — vs. Tennessee State, 11/25/00

Dunks:

- 11 — vs. South Alabama, 2/14/87

History & Records

WKU Individual Season Records

Games Played

- 38 — Tellis Frank, 1986-87
- 38 — Kannard Johnson, 1986-87
- 38 — Brett McNeal, 1986-87
- 37 — Bryan Asberry, 1986-87
- 37 — Kurk Lee, 1986-87
- 37 — James McNary, 1986-87
- 36 — eight players, 2007-08

Games Started

- 38 — Tellis Frank, 1986-87
- 38 — Kannard Johnson, 1986-87
- 37 — Brett McNeal, 1986-87
- 36 — Tyrone Brazelton, 2007-08
- 36 — Courtney Lee, 2007-08
- 35 — Clarence Martin, 1986-87
- 33 — Jeremy Evans, 2007-08
- 33 — D.J. Magley, 2007-08
- 33 — Tyrone Brazelton, 2006-07
- 33 — David Boyden, 2002-03
- 33 — Patrick Sparks, 2002-03
- 33 — Filip Videnov, 2002-03
- 33 — Mike Wells, 2002-03

Minutes Played

- 1,326 — Brett McNeal, 1986-87
- 1,250 — Tellis Frank, 1986-87
- 1,250 — Kannard Johnson, 1986-87
- 1,102 — Roland Shelton, 1989-90
- 1,097 — Patrick Sparks, 2002-03
- 1,091 — Brett McNeal, 1988-89
- 1,082 — Brett McNeal, 1987-88
- 1,079 — Courtney Lee, 2007-08
- 1,065 — Darnell Mee, 1992-93
- 1,053 — Anthony Winchester, 2004-05

Points

- 878 — Jim McDaniels, 1970-71
- 829 — Tom Marshall, 1953-54
- 735 — Courtney Lee, 2007-08
- 716 — Jim McDaniels, 1969-70
- 694 — Bobby Rascoe, 1961-62
- 684 — Tellis Frank, 1986-87
- 671 — Bob Lavoy, 1949-50
- 644 — Jim McDaniels, 1968-69
- 633 — Clem Haskins, 1964-65
- 621 — Brett McNeal, 1988-89

Scoring Average (min 75% GP)

- 29.3 — Jim McDaniels, 1970-71
- 26.0 — Darel Carrier, 1963-64
- 25.9 — Tom Marshall, 1953-54
- 25.7 — Bobby Rascoe, 1961-62
- 24.8 — Jim McDaniels, 1968-69
- 23.4 — Clem Haskins, 1964-65
- 22.8 — Ralph Crosthwaite, 1957-58
- 20.8 — Ralph Crosthwaite, 1958-59

- 20.43 — Clem Haskins, 1965-66

- 20.42 — Courtney Lee, 2007-08

Field Goals

- 357 — Jim McDaniels, 1970-71
- 305 — Jim McDaniels, 1969-70
- 282 — Tom Marshall, 1953-54
- 281 — Tellis Frank, 1986-87
- 273 — Jim McDaniels, 1968-69
- 271 — Bob Lavoy, 1949-50
- 259 — Courtney Lee, 2007-08
- 252 — Clem Haskins, 1964-65
- 248 — Bobby Rascoe, 1961-62
- 247 — Brett McNeal, 1986-87

Field-Goal Attempts

- 692 — Tom Marshall, 1953-54
- 684 — Jim McDaniels, 1970-71
- 628 — Bob Lavoy, 1949-50
- 561 — Clem Haskins, 1964-65
- 544 — Jim McDaniels, 1968-69
- 543 — Courtney Lee, 2007-08
- 542 — Tellis Frank, 1986-87
- 535 — Jim McDaniels, 1969-70
- 522 — Owen Lawson, 1955-56
- 519 — Brett McNeal, 1988-89

Field-Goal Percentage (min. 100 FG)

- .685 (113-165) — Elgrace Wilborn, 2005-06
- .678 (179-264) — Nigel Dixon, 2003-04
- .649 (122-188) — Elgrace Wilborn, 2004-05
- .645 (191-296) — Ralph Crosthwaite, 1958-59
- .625 (110-176) — Deon Jackson, 1994-95
- .625 (165-264) — Craig McCormick, 1979-80
- .610 (202-331) — Ralph Crosthwaite, 1957-58
- .610 (122-200) — Darius Hall, 1992-93
- .609 (106-174) — Clarence Martin, 1986-87
- .607 (147-242) — Kannard Johnson, 1983-84

Three-Point Field Goals

- 84 — Patrick Sparks, 2002-03
- 81 — Anthony Winchester, 2005-06
- 77 — Anthony Winchester, 2004-05
- 76 — Brad Divine, 1996-97
- 75 — Roland Shelton, 1989-90
- 74 — Michael Fraliex, 1994-95
- 73 — Darnell Mee, 1992-93
- 73 — Joe Lightfoot, 1990-91
- 71 — Patrick Sparks, 2001-02
- 69 — Tyrone Brazelton, 2007-08
- 69 — Courtney Lee, 2007-08

Three-Point Field Goal Attempts

- 229 — Patrick Sparks, 2002-03
- 203 — Darnell Mee, 1992-93
- 198 — Anthony Winchester, 2005-06
- 189 — Brad Divine, 1996-97
- 183 — Mike Wells, 2003-04



Brett McNeal — record 1,326 minutes played (1986-87)

- 178 — Michael Fraliex, 1994-95
- 174 — Courtney Lee, 2007-08
- 173 — Michael Fraliex, 1993-94
- 172 — Joe Lightfoot, 1990-91
- 170 — Anthony Winchester, 2004-05

Three-Point Field-Goal

Percentage (min. 30 3FG)

- .476 (30-63) — Roland Shelton, 1987-88
- .474 (45-95) — Orlando Mendez-Valdez, 2006-07
- .468 (36-77) — Joe Harney, 1996-97
- .456 (31-68) — Anthony Winchester, 2002-03
- .453 (77-170) — Anthony Winchester, 2004-05
- .451 (55-122) — Derek Robinson, 2001-02
- .448 (43-96) — Rich Burns, 1989-90
- .444 (75-169) — Roland Shelton, 1989-90
- .442 (46-104) — Darrin Horn, 1994-95
- .438 (42-96) — Benson Callier, 2005-06

Free Throws

- 265 — Tom Marshall, 1953-54
- 198 — Bobby Rascoe, 1961-62
- 189 — Charlie Osborne, 1959-60
- 176 — Charlie Osborne, 1960-61
- 171 — Bob Daniels, 1955-56

History & Records

- 166 — Ralph Crosthwaite, 1957-58
- 164 — Jim McDaniels, 1970-71
- 159 — Ralph Crosthwaite, 1958-59
- 158 — Ralph Crosthwaite, 1956-57
- 149 — Lynn Cole, 1954-55

Free-Throw Attempts

- 359 — Tom Marshall, 1953-54
- 257 — Ralph Crosthwaite, 1957-58
- 249 — Ralph Crosthwaite, 1956-57
- 248 — Bobby Rascoe, 1961-62
- 236 — Charlie Osborne, 1959-60
- 232 — Ralph Crosthwaite, 1958-59
- 227 — Bob Daniels, 1955-56
- 225 — Lynn Cole, 1954-55
- 221 — Jim McDaniels, 1970-71
- 211 — Charlie Osborne, 1960-61

Free-Throw Percentage (min. 60 FT)

- .901 (64-71) — Jim Dunn, 1962-63
- .878 (72-82) — Anthony Winchester, 2003-04
- .863 (63-73) — Orlando Mendez-Valdez, 2006-07
- .853 (64-75) — Brad Divine, 1996-97
- .848 (67-79) — Michael Fraliex, 1995-96
- .847 (100-118) — Courtney Lee, 2005-06
- .840 (89-106) — Courtney Lee, 2006-07
- .837 (72-86) — Michael Fraliex, 1993-94
- .834 (176-211) — Charles Osborne, 1960-61
- .833 (60-72) — Chuck Rawlings, 1973-74

Rebounds


- 477 — Tom Marshall, 1953-54
- 454 — Jim McDaniels, 1970-71
- 418 — Bob Daniels, 1955-56
- 412 — Art Spoelstra, 1953-54
- 397 — Tom Marshall, 1952-53
- 383 — Ralph Crosthwaite, 1957-58
- 374 — Chris Marcus, 2000-01
- 362 — Greg Smith, 1967-68
- 351 — Tom Marshall, 1951-52
- 340 — two players

Rebounding Average (min 75% GP)

- 15.3 — Ralph Crosthwaite, 1957-58
- 15.1 — Jim McDaniels, 1970-71
- 14.93 — Bob Daniels, 1955-56
- 14.91 — Tom Marshall, 1953-54
- 14.8 — Tom Marshall, 1950-51
- 14.6 — Tom Marshall, 1951-52
- 14.5 — Greg Smith, 1967-68
- 13.6 — Jim McDaniels, 1969-70
- 12.9 — Art Spoelstra, 1953-54
- 12.8 — two players

Assists

- 202 — James McNary, 1986-87
- 195 — Patrick Sparks, 2002-03
- 182 — Gene Rhodes, 1951-52



Tom Marshall – record 477 rebounds (1953-54)

- 175 — James McNary, 1985-86
- 167 — Gene Rhodes, 1950-51
- 159 — Anthony Palm, 1989-90
- 149 — Anthony Palm, 1990-91
- 134 — Tyrone Brazelton, 2007-08
- 132 — Kevin Dildy, 1981-82
- 131 — Tyrone Brazelton, 2006-07

Blocks

- 97 — Chris Marcus, 2000-01
- 83 — Elgrace Wilborn, 2004-05
- 78 — Elgrace Wilborn, 2005-06
- 76 — Chris Marcus, 1999-00
- 69 — Clarence Martin, 1986-87
- 57 — Darius Hall, 1994-95
- 52 — Cypheus Bunton, 1993-94
- 51 — Jeremy Evans, 2007-08
- 51 — Darnell Mee, 1991-92
- 47 — Mike Wells, 2002-03

Steals

- 100 — Darnell Mee, 1992-93
- 94 — Darnell Mee, 1991-92
- 77 — Courtney Lee, 2005-06
- 76 — Mark Bell, 1992-93
- 73 — Patrick Sparks, 2002-03
- 68 — Chris Robinson, 1995-96

- 65 — Courtney Lee, 2007-08
- 65 — Darnell Mee, 1990-91
- 59 — Antonio Haynes, 2004-05
- 59 — Mark Bell, 1991-92

WKU Team Season Records

Games Played

- 38 — 1986-87
- 36 — 2007-08
- 33 — 2006-07
- 33 — 2002-03
- 32 — 2001-02
- 32 — 1992-93
- 32 — 1991-92
- 32 — 1953-54
- 31 — nine times, last 2005-06

Victories

- 30 — 1937-38
- 29 — 2007-08
- 29 — 1986-87
- 29 — 1953-54
- 29 — 1941-42
- 28 — 2001-02
- 27 — 1994-95
- 26 — 1992-93
- 26 — 1951-52
- 25 — five times, last 1965-66

Losses

- 19 — 1997-98
- 18 — 1999-00
- 17 — 1989-90
- 17 — 1983-84
- 16 — 1998-99
- 16 — 1982-83
- 16 — 1976-77
- 16 — 1972-73
- 16 — 1963-64
- 16 — 1962-63

Points

- 2,989 — 1986-87
- 2,785 — 2007-08
- 2,730 — 1953-54
- 2,720 — 1992-93
- 2,592 — 1970-71
- 2,580 — 2006-07
- 2,557 — 1991-92
- 2,548 — 1952-53
- 2,493 — 1994-95
- 2,491 — 2001-02

Scoring Average

- 90.4 — 1969-70
- 87.8 — 1974-75
- 86.6 — 1965-66
- 86.4 — 1970-71

History & Records

5. 85.3 — 1953-54
6. 85.0 — 1992-93
7. 84.7 — 1975-76
8. 84.3 — 1966-67
9. 84.2 — 1990-91
10. 83.4 — 1964-65

Field Goals

1. 1,171 — 1986-87
2. 1,058 — 1970-71
3. 1,019 — 1977-78
4. 1,003 — 1975-76
5. 993 — 2007-08
6. 985 — 1992-93
- 985 — 1953-54
8. 979 — 1952-53
9. 959 — 1951-52
10. 953 — 1965-66

Field-Goal Attempts

1. 2,392 — 1970-71
2. 2,382 — 1952-53
3. 2,373 — 1986-87
4. 2,362 — 1953-54
5. 2,339 — 1951-52
6. 2,319 — 1949-50
7. 2,227 — 1948-49
8. 2,208 — 1950-51
9. 2,130 — 1972-73
10. 2,107 — 1977-78

Field-Goal Percentage

1. .528 (799-1513) — 1981-82
2. .524 (871-1662) — 1979-80
3. .521 (837-1608) — 1978-79
4. .505 (883-1748) — 1974-75
5. .504 (796-1580) — 1980-81
6. .501 (1003-2001) — 1975-76
7. .493 (1171-2373) — 1986-87
8. .484 (1019-2107) — 1977-78
9. .482 (909-1887) — 2006-07
10. .480 (985-2052) — 1992-93

Three-Point Field Goals

1. 279 — 2001-02
2. 270 — 2007-08
3. 263 — 2006-07
4. 257 — 2005-06
5. 253 — 2002-03
6. 240 — 2004-05
7. 233 — 1990-91
8. 213 — 2000-01
9. 205 — 1992-93
10. 204 — 1991-92

Three-Point Field Goal Attempts

1. 734 — 2001-02
2. 695 — 2002-03

3. 687 — 2007-08
4. 661 — 2005-06
5. 651 — 2006-07
6. 649 — 2004-05
7. 646 — 1990-91
8. 619 — 1991-92
9. 605 — 2000-01
10. 583 — 1996-97

Three-Point Field-Goal Percentage

1. .404 (263-651) — 2006-07
2. .402 (175-435) — 1989-90
3. .393 (270-687) — 2007-08
4. .389 (257-661) — 2005-06
5. .380 (279-734) — 2001-02
6. .373 (93-249) — 1987-88
7. .371 (198-534) — 2003-04
8. .370 (240-649) — 2004-05
9. .364 (253-695) — 2002-03
10. .363 (172-474) — 1994-94

Free Throws

1. 760 — 1953-54
2. 661 — 1954-55
3. 590 — 1955-56
- 590 — 1952-53
5. 589 — 1986-87
6. 576 — 1959-60
7. 564 — 1958-59
8. 554 — 1960-61
9. 548 — 1949-50
10. 545 — 1992-93

Free-Throw Attempts

1. 1,077 — 1953-54
2. 956 — 1954-55
3. 932 — 1952-53
4. 850 — 1992-93
5. 849 — 1955-56
6. 831 — 1986-87
7. 817 — 1949-50
8. 798 — 1958-59
9. 782 — 1959-60
10. 755 — 2007-08

Free-Throw Percentage

1. .790 (342-433) — 1996-97
2. .755 (538-713) — 1961-62
3. .747 (554-742) — 1960-61
4. .737 (576-782) — 1959-60
5. .727 (472-649) — 1964-65
- .727 (362-498) — 1988-89
7. .725 (499-688) — 2006-07
8. .722 (489-677) — 1965-66
9. .719 (427-594) — 1990-91
10. .718 (465-648) — 1991-92
- .718 (380-529) — 1982-83

Rebounds

1. 1,810 — 1953-54
2. 1,764 — 1952-53
3. 1,662 — 1951-52
4. 1,626 — 1970-71
5. 1,590 — 1950-51
6. 1,516 — 1965-66
7. 1,503 — 1986-87
8. 1,456 — 1959-60
9. 1,412 — 1972-73
10. 1,408 — 1954-55

Rebounding Average

1. 56.9 — 1952-53
2. 56.6 — 1953-54
3. 55.4 — 1969-70
4. 55.1 — 1963-64
5. 54.8 — 1950-51
6. 54.2 — 1970-71
7. 54.1 — 1965-66
8. 53.6 — 1951-52
- 53.6 — 1966-67
10. 52.0 — 1959-60

Assists

1. 611 — 1986-87
2. 516 — 1992-93
3. 501 — 2001-02
4. 494 — 1977-78
5. 480 — 1994-95
6. 475 — 1979-80
7. 473 — 2002-03
8. 468 — 1991-92
9. 458 — 2007-08
10. 456 — 1951-52

Blocks

1. 155 — 2000-01
2. 137 — 1993-94
3. 135 — 2007-08
4. 128 — 1994-95
5. 124 — 1992-93
6. 123 — 1986-87
7. 121 — 2004-05
8. 120 — 2002-03
- 120 — 1991-92
10. 119 — 1999-00

Steals

1. 358 — 1992-93
2. 345 — 1991-92
3. 288 — 2007-08
4. 287 — 1993-94
5. 271 — 1990-91
6. 267 — 1994-95
7. 246 — 2000-01
8. 241 — 2004-05
9. 239 — 1997-98

History & Records

WKU Individual Career Records

Games Played

1. 141 — Lynn Cole, 1951-55
2. 131 — Ty Rogers, 2005-08
3. 127 — Courtney Lee, 2005-08
127 — Boris Siakam, 2005-08
5. 126 — Kannard Johnson, 1984-87
126 — Clarence Martin, 1983-87
7. 125 — David Boyden, 2000-03
125 — Darrin Horn, 1992-95
9. 124 — Mike Wells, 2001-04
124 — Filip Videnov, 2000-03

Games Started

1. 127 — Courtney Lee, 2005-08
2. 123 — David Boyden, 2000-03
3. 118 — Kannard Johnson, 1984-87
4. 113 — Clarence Martin, 1983-87
5. 101 — Bobby Jones, 1981-84
6. 96 — Brett McNeal, 1986-89
7. 93 — Filip Videnov, 2000-03
93 — Darrin Horn, 1992-95
9. 90 — Anthony Winchester, 2003-06
10. 89 — Darnell Mee, 1991-93

Minutes Played

1. 3,957 — Courtney Lee, 2005-08
2. 3,801 — Kannard Johnson, 1984-87
3. 3,581 — Anthony Winchester, 2003-06
4. 3,339 — Chris Robinson, 1993-96
5. 3,290 — Craig McCormick, 1979-82
6. 3,283 — David Boyden, 2000-03
7. 3,220 — Bobby Jones, 1981-84
8. 3,096 — Ty Rogers, 2007-08

9. 3,087 — Mike Wells, 2001-04
10. 3,084 — Darrin Horn, 1992-95

Points

1. 2,238 — Courtney Lee, 2005-08
2,238 — Jim McDaniels, 1969-71
3. 2,076 — Ralph Crosthwaite, 1955, '57-59
4. 1,909 — Tom Marshall, 1951-54
5. 1,856 — Brett McNeal, 1986-89
6. 1,765 — Johnny Britt, 1973-76
7. 1,738 — Kannard Johnson, 1984-87
8. 1,732 — Anthony Winchester, 2003-06
9. 1,680 — Clem Haskins, 1965-67
10. 1,670 — Bobby Rascoe, 1960-62

Scoring Average (min. 50 GP)

1. 27.6 — Jim McDaniels, 1969-71
2. 22.1 — Clem Haskins, 1965-67
3. 20.9 — Tom Marshall, 1951-54
4. 20.8 — Bobby Rascoe, 1960-62
5. 20.2 — Ralph Crosthwaite, 1955, '57-59
6. 19.1 — Darel Carrier, 1962-64
7. 17.6 — Courtney Lee, 2005-08
17.6 — Jack Jennings, 1991-92
9. 17.3 — Bob Lavoy, 1949-50
10. 17.1 — Johnny Britt, 1973-76

Field Goals

1. 935 — Jim McDaniels, 1969-71
2. 879 — Tom Marshall, 1951-54
3. 802 — Courtney Lee, 2005-08
4. 765 — Johnny Britt, 1973-76
5. 739 — Art Spoelstra, 1951-54
6. 734 — Ralph Crosthwaite, 1955, '57-59

7. 730 — Brett McNeal, 1986-89
8. 693 — Kannard Johnson, 1984-87
9. 642 — Chris Robinson, 1993-96
10. 635 — Clem Haskins, 1965-67

Field-Goal Attempts

1. 1,958 — Tom Marshall, 1951-54
2. 1,763 — Jim McDaniels, 1969-71
3. 1,729 — Courtney Lee, 2005-08
4. 1,601 — Johnny Britt, 1973-76
5. 1,596 — Brett McNeal, 1986-89
6. 1,411 — Art Spoelstra, 1951-54
7. 1,399 — Clem Haskins, 1965-67
8. 1,391 — Richard White, 1951-53
9. 1,372 — Chris Robinson, 1993-96
10. 1,372 — Forest Able, 1954-56

Field-Goal Percentage (min. 300)

1. .621 (336-589) — Darius Hall, 1992-95
2. .582 (734-1261) — Ralph Crosthwaite, 1955, '57-59
3. .570 (524-920) — Craig McCormick, 1979-82
4. .5583 (373-668) — Wilson James, 1975-76
5. .5580 (418-749) — Chris Marcus, 2000-03
6. .550 (341-620) — Greg Jackson, 1978-79
7. .543 (306-564) — Clarence Martin, 1983-87
8. .536 (693-1294) — Kannard Johnson, 1984-87
9. .533 (516-968) — Tony Wilson, 1980-83
10. .530 (935-1763) — Jim McDaniels, 1969-71

Three-Point Field Goals

1. 247 — Anthony Winchester, 2003-06
2. 245 — Courtney Lee, 2005-08
3. 205 — Michael Fraliex, 1993-96
4. 193 — Ty Rogers, 2005-08
5. 179 — Mike Wells, 2001-04
6. 155 — Patrick Sparks, 2002-03
7. 151 — Nashon McPherson, 1998-01
8. 150 — Filip Videnov, 2000-03
9. 149 — Roland Shelton, 1987-90
10. 144 — Darnell Mee, 1991-93

Three-Point Field Goal Attempts

1. 611 — Courtney Lee, 2005-08
2. 594 — Anthony Winchester, 2003-06
3. 561 — Michael Fraliex, 1993-96
4. 528 — Ty Rogers, 2005-08
5. 492 — Mike Wells, 2001-04
6. 443 — Nashon McPherson, 1998-01
7. 431 — Darnell Mee, 1991-93
8. 395 — Filip Videnov, 2000-03
9. 394 — Patrick Sparks, 2002-03
10. 388 — Derek Robinson, 1999-02

Three-Point Field-Goal Percentage (min. 75)

1. .427 (149-349) — Roland Shelton, 1987-90
2. .425 (96-226) — Orlando Mendez-Valdez, 2006-08
3. .417 (108-259) — Tyrone Brazelton, 2007-08



Darius Hall set a school career record with a .621 FG percentage from 1992-95.

History & Records

- .416 (247-594) — Anthony Winchester, 2003-06
- .405 (118-291) — Mark Bell, 1992-93
- .401 (245-611) — Courtney Lee, 2005-08
- .3934 (155-394) — Patrick Sparks, 2002-03
- .3932 (105-267) — Brad Divine, 1996-97
- .380 (150-395) — Filip Videnov, 2000-03
- .373 (133-357) — Joe Harney, 1996-99

Free Throws

- 608 — Ralph Crosthwaite, 1955, '57-59
- 545 — Tom Marshall, 1951-54
- 511 — Charles Osborne, 1959-61
- 497 — Art Spoelstra, 1951-54
- 471 — Bobby Rascoe, 1960-62
- 410 — Clem Haskins, 1965-67
- 389 — Courtney Lee, 2005-08
- 368 — Jim McDaniels, 1969-71
- 353 — Bob Daniels, 1955-57
- 352 — Kannard Johnson, 1984-87

Free-Throw Attempts

- 930 — Ralph Crosthwaite, 1955, '57-59
- 759 — Tom Marshall, 1951-54
- 698 — Art Spoelstra, 1951-54
- 638 — Charlie Osborne, 1959-61
- 616 — Bobby Rascoe, 1960-62
- 546 — Clem Haskins, 1965-67
- 514 — Jim McDaniels, 1969-71
- 480 — Bob Daniels, 1955-57
- 476 — Courtney Lee, 2005-08
- 471 — Kannard Johnson, 1984-87

Free-Throw Percentage (min. 150)

- .817 (389-476) — Courtney Lee, 2005-08
- .810 (299-369) — Anthony Winchester, 2003-06
- .809 (166-205) — Eric Back, 1956-58
- .808 (235-291) — Darrin Horn, 1992-95
- .801 (511-638) — Charles Osborne, 1959-61
- .800 (216-270) — Michael Fraliex, 1993-96
- .797 (224-281) — Mike Wells, 2001-04
- .782 (161-206) — James McNary, 1985-87
- .779 (159-204) — Jim Dunn, 1961-63
- .776 (236-304) — Jack Turner, 1949-50, '54

Rebounds

- 1,565 — Tom Marshall, 1951-54
- 1,367 — Art Spoelstra, 1951-54
- 1,309 — Ralph Crosthwaite, 1955, '57-59
- 1,118 — Jim McDaniels, 1969-71
- 964 — Bob Daniels, 1955-57
- 932 — Greg Smith, 1966-68
- 924 — Harry Todd, 1960-62
- 888 — Dan King, 1951-54
- 856 — Dwight Smith, 1965-67
- 840 — Kannard Johnson, 1984-87

Rebound Average (min. 50 GP)

- 14.2 — Tom Marshall, 1951-54

- 13.1 — Jim McDaniels, 1969-71
- 12.7 — Ralph Crosthwaite, 1955, '57-59
- 12.1 — Bob Daniels, 1955-57
- 11.8 — Greg Smith, 1966-68
- 11.8 — Granville Bunton, 1972-73
- 11.6 — Harry Todd, 1960-62
- 11.3 — Art Spoelstra, 1951-54
- 11.0 — Dwight Smith, 1965-67
- 10.6 — Clem Haskins, 1965-67

Assists

- 440 — James McNary, 1985-87
- 413 — Derek Robinson, 1999-02
- 375 — Bobby Jones, 1981-84
- 354 — Brett McNeal, 1986-89
- 352 — Darrin Horn, 1992-95
- 312 — Patrick Sparks, 2002-03
- 308 — Anthony Palm, 1990-91
- 305 — Michael Fraliex, 1993-96
- 281 — Courtney Lee, 2005-08
- 277 — Kevin Dildy, 1979-82

Blocks

- 214 — Chris Marcus, 2000-03
- 198 — Clarence Martin, 1983-87
- 161 — Elgrace Wilborn, 2005-06
- 125 — Darius Hall, 1992-95
- 110 — Darnell Mee, 1991-93
- 95 — Jeremy Evans, 2007-
- 92 — Mike Wells, 2001-04
- 80 — Cypheus Bunton, 1993-94
- 78 — Courtney Lee, 2005-08
- 74 — Lee Lampley, 1997-00

Steals

- 259 — Darnell Mee, 1991-93
- 242 — Courtney Lee, 2005-08
- 203 — Chris Robinson, 1993-96
- 148 — Brett McNeal, 1986-89
- 146 — Darius Hall, 1992-95
- 139 — Darrin Horn, 1992-95
- 135 — Mark Bell, 1992-93
- 134 — Bobby Jones, 1981-84
- 124 — Derek Robinson, 1999-02
- 121 — Joe Harney, 1996-99


WKU Miscellaneous Records

1,000-Point Scorers

- 2,238 — Courtney Lee, 2005-08
2,238 — Jim McDaniels, 1969-71
- 2,076 — Ralph Crosthwaite, 55, '57-59
- 1,909 — Tom Marshall, 1951-54
- 1,856 — Brett McNeal, 1986-89
- 1,765 — Johnny Britt, 1973-76
- 1,738 — Kannard Johnson, 1984-87
- 1,732 — Anthony Winchester, 2003-06
- 1,680 — Clem Haskins, 1965-67
- 1,670 — Bobby Rascoe, 1960-62

- 1,656 — Chris Robinson, 1993-96
- 1,510 — Art Spoelstra, 1952-54
- 1,359 — Charlie Osborne, 1959-61
- 1,354 — Craig McCormick, 1979-82
- 1,323 — Tellis Frank, 1984-87
- 1,318 — Darel Carrier, 1962-64
- 1,314 — Chuck Rawlings, 1973-76
- 1,305 — Tony Wilson, 1980-83
- 1,292 — Wayne Chapman, 1966-68
- 1,269 — Roland Shelton, 1987-90
- 1,253 — Darnell Mee, 1991-93
- 1,245 — Mike Wells, 2001-04
- 1,221 — Forest "Frosty" Able, 1953-55
- 1,211 — Bobby Jones, 1981-84
- 1,206 — Owen Lawson, 1956-58
- 1,205 — Michael Fraliex, 1993-96
- 1,167 — David Boyden, 2000-03
- 1,142 — Dwight Smith, 1965-67
- 1,133 — Jim Rose, 1969-71
- 1,123 — Jack Turner, 1949-51, '54
- 1,120 — Mike Prince, 1977-80
- 1,115 — Darrin Horn, 1992-95
- 1,113 — Chris Marcus, 2000-03
- 1,071 — Bob Lavoy, 1948-50
- 1,060 — Bobby Jackson, 1961-63
- 1,038 — Derek Robinson, 1999-02
- 1,029 — Gene Rhodes, 1949-52
- 1,010 — Carlisle Towery, 1938-40*
1,010 — Bob Daniels, 1954-57
- 1,006 — Don "Duck" Ray, 1942-43, '47-48
1,006 — John Oldham, 1943, '47-49

* WKU's first 1,000-point scorer



Darrin Horn - 94 winning games as player (1992-95)

History & Records

500-Point Scorers

(Players who have scored 500 or more points in a season)

- 878 — Jim McDaniels, 1970-71
- 829 — Tom Marshall, 1953-54
- 735 — Courtney Lee, 2007-08
- 716 — Jim McDaniels, 1969-70
- 694 — Bobby Rascoe, 1961-62
- 684 — Tellis Frank, 1986-87
- 671 — Bob Lavoy, 1940-50
- 644 — Jim McDaniels, 1968-69
- 633 — Clem Haskins, 1964-65
- 621 — Brett McNeal, 1988-89
- 606 — Darnell Mee, 1992-93
- 589 — Brett McNeal, 1986-87
- 576 — Anthony Winchester, 2005-06
- 573 — Tom Marshall, 1952-53
- 572 — Clem Haskins, 1965-66
- 570 — Ralph Crosthwaite, 1957-58
- 570 — Kannard Johnson, 1986-87
- 568 — Johnny Britt, 1975-76
- 564 — Anthony Winchester, 2004-05
- 561 — Brett McNeal, 1987-88
- 549 — Art Spoelstra, 1953-54
- 546 — Darel Carrier, 1963-64
- 545 — Roland Shelton, 1989-90
- 541 — Ralph Crosthwaite, 1958-59
- 537 — Mark Bell, 1992-93
- 528 — Ralph Crosthwaite, 1956-57
- 527 — Chris Robinson, 1994-95
- 522 — Courtney Lee, 2005-06
- 522 — Bobby Rascoe, 1960-61
- 520 — Courtney Lee, 2006-07
- 519 — Wayne Chapman, 1967-68
- 518 — Tyrone Brazelton, 2007-08
- 518 — Chris Marcus, 2000-01
- 516 — Jack Jennings, 1991-92
- 502 — Wilson James, 1975-76


All-Time Scoring Leaders By Class

Freshmen (varsity only)

- 461 — Courtney Lee, 2004-05
- 437 — Ralph Crosthwaite, 1954-55
- 386 — Mike Prince, 1976-77
- 370 — Kannard Johnson, 1983-84
- 343 — Patrick Sparks, 2001-02
- 300 — Johnny Britt, 1972-73
- 265 — Mike Wilson, 1988-89
- 235 — Chris Robinson, 1992-93
- 224 — Jeremy Evans, 2006-07
- 200 — A.J. Slaughter, 2006-07

Sophomores

- 644 — Jim McDaniels, 1968-69
- 633 — Clem Haskins, 1964-65
- 589 — Brett McNeal, 1986-87
- 528 — Ralph Crosthwaite, 1956-57
- 522 — Courtney Lee, 2005-06



Clarence Glover — first E.A. Diddle Award winner

- 518 — Chris Marcus, 2000-01
- 484 — Art Spoelstra, 1951-52
- 471 — Bobby Rascoe, 1959-60
- 468 — Owen Lawson, 1955-56
- 459 — Johnny Britt, 1973-74

Juniors

- 716 — Jim McDaniels, 1969-70
- 573 — Tom Marshall, 1952-53
- 572 — Clem Haskins, 1965-66
- 570 — Ralph Crosthwaite, 1957-58
- 564 — Anthony Winchester, 2004-05
- 561 — Brett McNeal, 1987-88
- 527 — Chris Robinson, 1994-95
- 522 — Bobby Rascoe, 1960-61
- 520 — Courtney Lee, 2006-07
- 497 — Charlie Osborne, 1959-60

Seniors

- 878 — Jim McDaniels, 1970-71
- 829 — Tom Marshall, 1953-54
- 735 — Courtney Lee, 2007-08
- 694 — Bobby Rascoe, 1961-62
- 684 — Tellis Frank, 1986-87
- 671 — Bob Lavoy, 1949-50
- 621 — Brett McNeal, 1988-89
- 606 — Darnell Mee, 1992-93
- 576 — Anthony Winchester, 2005-06
- 570 — Kannard Johnson, 1986-87

E.A. DIDDLE AWARD

The E.A. Diddle Award was initiated in 1971 in memory of the great coach who meant so much in the development of athletics at WKU. The award, the most cherished that can be won by a Hilltopper basketball player, recognizes those personal strengths — character, leadership, loyalty, ability and love of fellow man — that were such important elements in the building of WKU's rich athletic tradition. The award, sponsored annually by the Bowling Green Evening Civitan Club, has been won by the following outstanding Hilltoppers:

- | | |
|---------|--------------------|
| 1970-71 | Clarence Glover |
| 1971-72 | Danny Johnson |
| 1972-73 | Chuck Witt |
| 1973-74 | Ray Bowerman |
| 1974-75 | Mike Odemns |
| 1975-76 | Johnny Britt |
| 1976-77 | Mike Prince |
| 1977-78 | James Johnson |
| 1978-79 | Greg Jackson |
| 1979-80 | Greg Burbach |
| 1980-81 | Mike Reese |
| 1981-82 | Kenny Ellis |
| 1982-83 | Percy White |
| 1983-84 | Gary Carver |
| | Bobby Jones |
| 1984-85 | Dennis Johnson |
| 1985-86 | Billy Gordon |
| 1986-87 | Clarence Martin |
| 1987-88 | Brett McNeal |
| 1988-89 | Brett McNeal |
| 1989-90 | Roland Shelton |
| 1990-91 | Joe Lightfoot |
| | Anthony Palm |
| 1991-92 | Harold Thompkins |
| 1992-93 | Mark Bell |
| | Lorenzo Lockett |
| 1993-94 | Cypheus Bunton |
| 1994-95 | Darrin Horn |
| 1995-96 | Michael Fraliex |
| 1996-97 | Brad Divine |
| 1997-98 | Kyle Chapman |
| 1998-99 | Kyle Chapman |
| 1999-00 | David Boyden |
| 2000-01 | Nashon McPherson |
| 2001-02 | Derek Robinson |
| 2002-03 | David Boyden |
| 2003-04 | Mike Wells |
| 2004-05 | Antonio Haynes |
| 2005-06 | Anthony Winchester |
| 2006-07 | Butch Jointer |
| 2007-08 | Boris Siakam |

History & Records

WKU Annual Leaders

Scoring

Year	Player	FGs	FTs	Pts	Avg
1922-23	W.B. Owen	—	—	—	—
1923-24	Harry "Pap" Glenn	—	—	—	—
1924-25	Harry "Pap" Glenn	—	—	—	—
1925-26	Ted Hornback	—	—	119	9.0
1926-27	Ted Hornback	—	—	—	—
1927-28	Ted Hornback	—	—	—	—
1928-29	Ted Hornback	—	—	—	—
1929-30	Turner Elrod	—	—	—	—
1930-31	Orlie Lawrence	—	—	—	—
1931-32	Tom Hobbs	—	—	—	—
1932-33	Tom Hobbs	—	—	—	—
1933-34	Tom Hobbs	—	—	—	—
1934-35	Brad Mutchler	63	57	183	9.6
1935-36	Brad Mutchler	—	—	—	—
1936-37	Harry Saddler	59	45	163	10.2
1937-38	Harry Saddler	103	53	259	11.8
1938-39	Harry Saddler	109	53	271	15.9
1939-40	Carlisle Towery	133	51	317	13.8
1940-41	Carlisle Towery	152	55	359	17.1
1941-42	Buck Sydnor	—	—	303	10.4
1942-43	Don Ray	99	35	233	11.7
1943-44	Jim Huter*	71	34	176	10.3
	Lawrence Jones*	103	46	218	9.9
1944-45	Kenneth Sinkhorn	109	46	264	9.8
1945-46	Chalmers Embry	174	65	413	12.5
1946-47	Odie Spears	161	81	403	13.9
1947-48	Odie Spears	167	85	419	14.0
1948-49	Bob Lavoy	149	73	371	12.8
1949-50	Bob Lavoy	271	129	671	21.7
1950-51	Rip Gish	191	92	474	16.3
1951-52	Art Spoelstra	175	128	478	15.4

1952-53	Tom Marshall	224	125	573	18.5
1953-54	Tom Marshall	282	265	829	25.9
1954-55	Lynn Cole	151	149	451	16.7
1955-56	Forest Able	182	106	470	18.1
1956-57	Ralph Crosthwaite	185	158	528	20.3
1957-58	Ralph Crosthwaite	202	166	570	22.8
1958-59	Ralph Crosthwaite	191	159	541	20.8
1959-60	Charlie Osborne	154	189	497	17.8
1960-61	Bobby Rascoe	187	148	522	20.1
1961-62	Bobby Rascoe	248	198	694	25.7
1962-63	Darel Carrier	161	81	403	19.2
1963-64	Darel Carrier	208	130	546	26.0
1964-65	Clem Haskins	252	129	633	23.4
1965-66	Clem Haskins	213	146	572	20.4
1966-67	Clem Haskins	170	135	475	22.6
1967-68	Wayne Chapman	213	93	519	20.8
1968-69	Jim McDaniels	273	98	644	24.8
1969-70	Jim McDaniels	305	106	716	28.6
1970-71	Jim McDaniels	357	164	878	29.3
1971-72	Jerry Dunn	186	123	495	19.0
1972-73	Tony Stroud	136	54	326	13.0
1973-74	Johnny Britt	205	49	459	18.4
1974-75	Johnny Britt	195	48	438	18.3
1975-76	Johnny Britt	233	102	568	19.6
1976-77	Aaron Bryant*	127	60	314	20.9
	Mike Prince*	170	46	386	14.8
1977-78	James Johnson	201	97	499	18.5
1978-79	Greg Jackson	174	106	454	18.2
1979-80	Craig McCormick	165	94	424	14.6
1980-81	Tony Wilson	163	97	423	14.6
1981-82	Craig McCormick	161	94	416	14.3
1982-83	Tony Wilson	158	76	393	14.6
1983-84	Bobby Jones	165	68	398	13.7
1984-85	Kannard Johnson	172	75	419	15.0

1985-86	Billy Gordon	195	34	424	14.1
1986-87	Tellis Frank	281	122	684	18.0
1987-88	Brett McNeal	213	100	561	20.0
1988-89	Brett McNeal	231	112	621	21.4
1989-90	Roland Shelton	197	75	545	18.2
1990-91	Jack Jennings	160	112	452	16.1
1991-92	Jack Jennings	184	127	516	19.1
1992-93	Darnell Mee	200	133	606	18.9
1993-94	Chris Robinson	187	49	457	14.7
1994-96	Chris Robinson	203	86	527	17.0
1995-96	Chris Robinson	163	81	437	16.8
1996-97	Tony Lovan	156	67	404	15.0
1997-98	Steven Bides	157	46	408	14.1
1998-99	Joe Harney	95	66	297	10.2
1999-00	Lee Lampley	140	82	395	14.1
2000-01	Chris Marcus	197	124	518	16.7
2001-02	Chris Marcus*	83	73	239	15.9
	David Boyden*	147	40	360	11.3
2002-03	Patrick Sparks	142	72	440	13.3
2003-04	Nigel Dixon	179	87	445	15.9
2004-05	A. Winchester	196	95	564	18.2
2005-06	A. Winchester	201	93	576	18.6
2006-07	Courtney Lee	187	89	520	17.3
2007-08	Courtney Lee	259	148	735	20.4

*One player led in average and the other in total points
Note: The 1982-83 season and every year since (and including) 1986-87 includes 3-point field goals

Rebounding

Year	Player	Rebs	Avg
1950-51	Rip Gish	—	15.5
1951-52	not available		
1952-53	Tom Marshall	397	12.8
1953-54	Tom Marshall	477	14.9
1954-55	Ralph Crosthwaite	282	10.9
1955-56	Bob Daniels	418	14.9
1956-57	Ralph Crosthwaite	310	11.9
1957-58	Ralph Crosthwaite	383	15.3
1958-59	Ralph Crosthwaite	334	12.8
1959-60	Harry Todd	297	10.6
1960-61	Harry Todd	301	11.6
1961-62	Harry Todd	326	12.5
1962-63	Bobby Jackson	197	9.4
1963-64	Ray Keeton	252	12.6
1964-65	Dwight Smith	304	11.3
1965-66	Greg Smith	287	10.3
1966-67	Dwight Smith	285	11.9
1967-68	Greg Smith	362	14.5
1968-69	Jim McDaniels	324	12.5
1969-70	Jim McDaniels	340	13.6
1970-71	Jim McDaniels	454	15.1
1971-72	Granville Bunton	287	11.5
1972-73	Granville Bunton	314	12.1
1973-74	Kent Allison	259	10.4
1974-75	Mike Odemns	280	11.7
1975-76	James Johnson	256	8.8
1976-77	James Johnson	160	10.0
1977-78	James Johnson	261	9.7



Darnell Mee led WKU in scoring with 18.9 ppg in 1992-93.

History & Records

1978-79	Greg Jackson	221	8.8
1979-80	Craig McCormick	193	6.7
1980-81	Craig McCormick	187	6.9
1981-82	Craig McCormick	176	6.1
1982-83	Tony Wilson	164	6.1
1983-84	Gary Carver	181	6.5
1984-85	Kannard Johnson	180	6.4
1985-86	Clarence Martin	208	6.7
1986-87	Kannard Johnson	310	8.2
1987-88	Anthony Smith	291	10.4
1988-89	Anthony Smith	282	10.1
1989-90	Rodney Ross	267	9.5
1990-91	Jack Jennings	238	8.5
1991-92	Jack Jennings	178	6.6
1992-93	Darius Hall	195	6.1
1993-94	Cypheus Bunton	204	6.6
1994-95	Darius Hall	227	7.3
1995-96	Tony Lovan	223	8.3
1996-97	Tony Lovan	157	5.8
1997-98	Steven Bides*	181	6.2
	Ravon Farris*	138	6.9
1998-99	Ravon Farris	148	5.1
1999-00	Chris Marcus	275	9.5
2000-01	Chris Marcus#	374	12.1
2001-02	Chris Marcus*	134	8.9
	David Boyden*	195	6.1
2002-03	David Boyden	175	5.3
2003-04	Nigel Dixon	287	10.3
2004-05	Anthony Winchester	223	7.2
2005-06	Courtney Lee	189	6.3
2006-07	Jeremy Evans	182	5.7
2007-08	Jeremy Evans	176	5.2

* One player led in average and the other in total rebs
Led nation in rebounding

Field-Goal Percentage*

Year	Player	FGM-FGA	Pct
1952-53	Art Spoelstra	188-356	.528
1953-54	Art Spoelstra	202-381	.530
1954-55	Ralph Crosthwaite	156-285	.547
1955-56	Ronnie Clark	80-182	.440
1956-57	Ralph Crosthwaite	185-349	.530
1957-58	Ralph Crosthwaite	202-331	.610
1958-59	Ralph Crosthwaite	191-296	.645
1959-60	Charlie Osborne	154-301	.512
1960-61	Bobby Rascoe	187-364	.514
1961-62	Bobby Rascoe	248-493	.503
1962-63	Darel Carrier	161-350	.460
1963-64	Steve Cunningham	53-117	.453
1964-65	Steve Cunningham	146-294	.497
1965-66	Greg Smith	115-222	.518
1966-67	Dwight Smith	145-289	.502
1967-68	Greg Smith	136-285	.477
1968-69	Jim McDaniels	273-544	.502
1969-70	Jim McDaniels	305-535	.570
1970-71	Jim McDaniels	357-684	.522
1971-72	Ray Bowerman	55-104	.507
1972-73	Ray Bowerman	100-190	.526


1973-74	Mike Warner	54-104	.519
1974-75	Mike Odemns	177-307	.557
1975-76	Lloyd Terry	68-121	.562
1976-77	James Johnson	96-178	.539
1977-78	James Johnson	201-358	.561
1978-79	Greg Jackson	174-299	.582
1979-80	Craig McCormick	165-264	.625
1980-81	Tony Wilson	163-290	.562
1981-82	Craig McCormick	161-281	.573
1982-83	Clarence Martin	68-121	.562
1983-84	Kannard Johnson	147-242	.607
1984-85	Kannard Johnson	172-326	.528
1985-86	Clarence Martin	69-130	.531
1986-87	Clarence Martin	106-174	.609
1987-88	Anthony Smith	129-237	.544
1988-89	Anthony Smith	138-286	.483
1989-90	Rodney Ross	89-174	.511
1990-91	Darnell Mee	107-234	.457
1991-92	Jack Jennings	184-355	.518
1992-93	Darius Hall	122-200	.610
1993-94	Deon Jackson	70-109	.642
1994-95	Deon Jackson	110-176	.625
1995-96	Pop Thornton	108-203	.532
1996-97	Ravon Farris	63-118	.534
1997-98	Maurice Strong	71-127	.559
1998-99	Kareem Abdul-Jabbar	63-113	.558
1999-00	Chris Marcus	133-223	.596
2000-01	Chris Marcus	197-360	.547
2001-02	Chris Marcus	83-157	.529
2002-03	Nate Williams	110-215	.512
2003-04	Nigel Dixon#	179-264	.678
2004-05	Elgrace Wilborn	122-188	.649
2005-06	Elgrace Wilborn	113-165	.685
2006-07	Jeremy Evans	87-135	.644
2007-08	Jeremy Evans	80-128	.625

* minimum 100 attempts

Led nation in field-goal percentage

Three-Point Field Goals

Year	Player	3PM
1982-83	Bobby Jones	24
1983-86	—	no three-point goal
1986-87	Brett McNeal	36
1987-88	Brett McNeal	35
1988-89	Brett McNeal	47
1989-90	Roland Shelton	75
1990-91	Joe Lightfoot	73
1991-92	Darnell Mee	52
1992-93	Darnell Mee	73
1993-94	Michael Fraliex	62
1994-95	Michael Fraliex	74
1995-96	Michael Fraliex	51
1996-97	Brad Divine	76
1997-98	Steven Bides	48
1998-99	Joe Harney	41
1999-00	Tremain Rowles	39
2000-01	Nashon McPherson	58
2001-02	Patrick Sparks	71



Bobby Jones

2002-03	Patrick Sparks	84
2003-04	Mike Wells	68
2004-05	Anthony Winchester	77
2005-06	Anthony Winchester	81
2006-07	Ty Rogers	65
2007-08	Tyrone Brazelton	69
	Courtney Lee	69

Three-Point Field-Goal Pct.*

Year	Player	3PM-3PA	Pct
1982-83	Bobby Jones	24-67	.358
1983-87	—	no three-point goal	
1987-88	Roland Shelton	30-63	.476
1988-89	Roland Shelton	43-104	.413
1989-90	Rich Burns	58-126	.448
1990-91	Joe Lightfoot	73-172	.434
1991-92	Mark Bell	50-125	.400
1992-93	Mark Bell	68-166	.410
1993-94	Kevin Willard	28-69	.406
1994-95	Darrin Horn	46-104	.442
1995-96	Rob Williams	34-79	.430
1996-97	Joe Harney	36-77	.468
1997-98	Joe Harney	37-102	.363
1998-99	Tremain Rowles	22-61	.361
1999-00	Tremain Rowles	39-94	.415
2000-01	Filip Videnov	34-83	.410
2001-02	Derek Robinson	55-122	.451


History & Records

2002-03	Anthony Winchester	31-68	.456
2003-04	Antonio Haynes	52-130	.400
2004-05	Anthony Winchester	77-170	.453
2005-06	Benson Callier	42-96	.438
2006-07	O. Mendez-Valdez	45-95	.474
2007-08	A.J. Slaughter	34-78	.436

*minimum 60 attempts

Free-Throw Percentage*

Year	Player	FTM-FTA	Pct
1952-53	Lynn Cole	39-54	.722
1953-54	Jack Turner	134-171	.784
1954-55	Jerry Whitsell	113-144	.785
1955-56	Forest Able	106-131	.809
1956-57	Eric Back	59-69	.855
1957-58	Eric Back	45-57	.789
1958-59	Charlie Osborne	146-191	.764
1959-60	Charlie Osborne	189-236	.801
1960-61	Charlie Osborne	176-211	.834
1961-62	Bobby Rascoe	198-248	.798
1962-63	Jim Dunn	64-71	.901
1963-64	Ralph Baker	45-53	.849
1964-65	Steve Cunningham	84-105	.800
1965-66	Steve Cunningham	78-96	.813



Gene Rhodes – ranks 3rd in single-season assists

1966-67	Butch Kaufman	65-79	.823
1967-68	Butch Kaufman	58-73	.795
1968-69	Rich Hendrick	96-126	.762
1969-70	Jim McDaniels	106-141	.752
1970-71	Jim McDaniels	164-221	.742
1971-72	Terry Davis	61-81	.753
1972-73	Ray Bowerman	33-51	.647
1973-74	Chuck Rawlings	60-72	.833
1974-75	Chuck Rawlings	67-85	.788
1975-76	Johnny Britt	102-136	.750
1976-77	Aaron Bryant	60-88	.682
1977-78	Mike Prince	60-89	.674
1978-79	Trey Trumbo	69-91	.758
1979-80	Trey Trumbo	77-97	.794
1980-81	Craig McCormick	99-136	.728
1981-82	Craig McCormick	94-124	.758
1982-83	Percy White	81-101	.802
1983-84	Kannard Johnson	76-94	.809
1984-85	James McNary	39-51	.765
1985-86	James McNary	72-88	.818
1986-87	Kannard Johnson	122-152	.803
1987-88	Steve Miller	45-58	.776
1988-89	Brett McNeal	112-139	.806
1989-90	Roland Shelton	76-109	.697
1990-91	Anthony Palm	68-85	.800
1991-92	Harold Thompkins	88-110	.800
1992-93	Darrin Horn	67-88	.761
1993-94	Michael Fraliex	72-86	.837
1994-95	Darrin Horn	67-82	.817
1995-96	Michael Fraliex	67-79	.848
1996-97	Brad Divine	64-75	.853
1997-98	Steven Bides	46-65	.708
1998-99	Joe Harney	66-81	.815
1999-00	Derek Robinson	73-90	.811
2000-01	Nashon McPherson	60-81	.741
2001-02	Mike Wells	58-72	.806
2002-03	Anthony Winchester	39-50	.780
2003-04	Anthony Winchester	72-82	.878
2004-05	Anthony Winchester	95-115	.826
2005-06	Courtney Lee	100-118	.847
2006-07	O. Mendez-Valdez	63-73	.863
2007-08	Courtney Lee	148-180	.822

* minimum 50 attempts

Assists

Year	Player	Assists
1951-52	Gene Rhodes	182
1952-53 thru 1967-68	— not available	
1968-69	Rich Hendrick	110
1969-70	Gary Sundmacker	83
1970-71	Rex Bailey	106
1971-72	Rex Bailey	72
1972-73	Tony Stroud	82
1973-74	Calvin Wade	84
1974-75	Calvin Wade	120
1975-76	Johnny Britt	118
1976-77	Steve Ashby	105
1977-78	Steve Ashby	104

1978-79	Trey Trumbo	95
1979-80	Trey Trumbo	109
1980-81	Kevin Dildy	101
1981-82	Kevin Dildy	132
1982-83	Bobby Jones	111
1983-84	Bobby Jones	109
1984-85	Dennis Johnson	88
1985-86	James McNary	175
1986-87	James McNary	202
1987-88	Brett McNeal	112
1988-89	Brett McNeal	124
1989-90	Anthony Palm	159
1990-91	Anthony Palm	149
1991-92	Mark Bell	123
1992-93	Mark Bell	124
1993-94	Michael Fraliex	107
1994-95	Michael Fraliex	106
1995-96	Rob Williams	82
1996-97	Rob Williams	111
1997-98	Rashon Brown	69
1998-99	Rashon Brown	86
1999-00	Derek Robinson	126
2000-01	Derek Robinson	121
2001-02	Derek Robinson	126
2002-03	Patrick Sparks	195
2003-04	Antonio Haynes	117
2004-05	Antonio Haynes	127
2005-06	Courtney Lee	86
2006-07	Tyrone Brazelton	131
2007-08	Tyrone Brazelton	134

Steals

Year	Player	Steals
1978-79	Trey Trumbo	32
1979-80	Trey Trumbo	45
1980-81	Mike Reese	37
1981-82	Kevin Dildy	41
1982-83	Bobby Jones	39
1983-84	Bobby Jones	43
1984-85	Dennis Johnson	42
1985-86	Billy Gordon	40
1986-87	James McNary	44
1987-88	Brett McNeal	46
1988-89	Brett McNeal	55
1989-90	Anthony Palm	54
1990-91	Darnell Mee	65
1991-92	Darnell Mee	94
1992-93	Darnell Mee	100
1993-94	Chris Robinson	49
1994-95	Chris Robinson	58
1995-96	Chris Robinson	68
1996-97	Tony Lovan	38
1997-98	Steven Bides	36
1998-99	Rashon Brown	46
1999-00	Derek Robinson	32
2000-01	Raynardo Curry	44
2001-02	Raynardo Curry	50
2002-03	Patrick Sparks	73

History & Records

2003-04	Mike Wells	41
2004-05	Antonio Haynes	59
2005-06	Courtney Lee	77
2006-07	Courtney Lee	45
2007-08	Courtney Lee	65

Blocked Shots

Year	Player	Total
1979-80	Craig McCormick	26
1980-81	Craig McCormick	21
1981-82	Craig McCormick	24
1982-83	Clarence Martin	37
1983-84	Kannard Johnson	18
1984-85	Clarence Martin	36
1985-86	Clarence Martin	46
1986-87	Clarence Martin	69
1987-88	Anthony Smith	27
1988-89	Anthony Smith	30
1989-90	Jerry Anderson	37
1990-91	Darnell Mee	25
1991-92	Darnell Mee	51
1992-93	Darnell Mee	34
1993-94	Cypheus Bunton	52
1994-95	Darius Hall	57
1995-96	Pop Thornton	33
1996-97	Ravon Farris	12
1997-98	Greg Springfield	40
1998-99	Nashon McPherson	8
1999-00	Chris Marcus	76
2000-01	Chris Marcus	97
2001-02	Chris Marcus	39
2002-03	Mike Wells	47
2003-04	Mike Wells	22
2004-05	Elgrace Wilborn	83
2005-06	Elgrace Wilborn	78
2006-07	Jeremy Evans	44
2007-08	Jeremy Evans	51

Dunks		Dunks
Year	Player	Dunks
1978-79	Ricky Wray	11
1979-80	Craig McCormick	19
1980-81	Tony Wilson	25
1981-82	Tony Wilson	17
1982-83	Tony Wilson	11
1983-84	Kannard Johnson	12
1984-85	Kannard Johnson	11
1985-86	Kannard Johnson	12
	Clarence Martin	12
1986-87	Kannard Johnson	31
1987-88	Steve Miller	10
1988-89	Anthony Smith	9
1989-90	Jerry Anderson	30
1990-91	Darnell Mee	17
1991-92	Darnell Mee	15
1992-93	Darius Hall	28
1993-94	Cypheus Bunton	53
1994-95	Darius Hall	41
1995-96	Pop Thornton	32
1996-97	Steven Bides	13
1997-98	Steven Bides	15
1998-99	Kareem Abdul-Jabbar	10
1999-00	Chris Marcus	27
2000-01	Chris Marcus	42
2001-02	Todor Pandov	13
2002-03	Nate Williams	22
2003-04	Nigel Dixon	39
2004-05	Elgrace Wilborn	63
2005-06	Elgrace Wilborn	60
2006-07	Jeremy Evans	34
	Jeremy Evans	22
	Courtney Lee	22

Minutes Played		Minutes
Year	Player	Minutes
1975-76	Johnny Britt	1,002
1976-77	Mike Prince	866
1977-78	James Johnson	1,034
1978-79	Greg Jackson	862
1979-80	Craig McCormick	908
1980-81	Tony Wilson	890
1981-82	Craig McCormick	980
1982-83	Bobby Jones	946
1983-84	Gary Carver	994
1984-85	Kannard Johnson	798
1985-86	Billy Gordon	918
1986-87	Brett McNeal	1,326
1987-88	Brett McNeal	1,082
1988-89	Brett McNeal	1,091
1989-90	Roland Shelton	1,102
1990-91	Joe Lightfoot	902
1991-92	Harold Thompkins	1,037
1992-93	Darnell Mee	1,065
1993-94	Chris Robinson	954
1994-95	Chris Robinson	951
1995-96	Tony Lovan	870
1996-97	Tony Lovan	910
1997-98	Steven Bides	914
1998-99	Rashon Brown	870
1999-00	Lee Lampley	850
2000-01	Chris Marcus	914
2001-02	David Boyden	896
2002-03	Patrick Sparks	1,097
2003-04	Mike Wells	972
2004-05	Anthony Winchester	1,053
2005-06	Anthony Winchester	971
2006-07	Courtney Lee	918
2007-08	Courtney Lee	1,079

WKU Year-By-Year Results All-Time WKU Basketball Record (89 Seasons)

1,581 Victories, 770 Losses (67.2%)

70 Winning Seasons • Three .500 Seasons • 16 Losing Seasons

Season	Coach	W-L	Pct	WKU Pts (Avg)	Opp Pts (Avg)	Margin	Notes
1914-15	J.L. Arthur	5-1	.833	178 (29.6)	117 (19.5)	+ 10.1	
1915-16	J.L. Arthur*	2-1	.667	27 (9.0)	37 (12.3)	- 3.3	
<i>Arthur's record at WKU — 2 seasons: 7-2 (77.8%)*</i>							
1916-17 — 1920-21	— No Team						
1921-22	L.T. Smith**	3-1	.750	55 (27.5)	61 (30.5)	- 3.0	
<i>Smith's record at WKU — 1 season: 3-1 (75.0%)**</i>							
1922-23	E.A. Diddle	12-2	.857	468 (33.4)	248 (17.7)	+ 15.7	Diddle wins his first Western game, 103-7
1923-24	E.A. Diddle	9-9	.500	513 (28.5)	515 (28.6)	- 0.1	
1924-25	E.A. Diddle	8-6	.571	400 (28.6)	329 (23.5)	+ 5.1	
1925-26	E.A. Diddle	10-4	.714	469 (33.5)	341 (24.4)	+ 9.1	
1926-27	E.A. Diddle	12-7	.632	559 (29.4)	489 (25.7)	+ 3.7	
1927-28	E.A. Diddle	10-7	.588	568 (33.4)	473 (27.8)	+ 5.6	
1928-29	E.A. Diddle	8-10	.444	429 (23.8)	480 (26.7)	- 2.9	
1929-30	E.A. Diddle	4-12	.250	444 (27.8)	540 (33.8)	- 6.0	

History & Records

1930-31	E.A. Diddle	11-3	.786	557 (39.8)	393 (28.1)	+ 11.7	
1931-32	E.A. Diddle	15-8	.652	687 (29.9)	622 (27.0)	+ 2.9	KIAC champ
1932-33	E.A. Diddle	16-6	.727	751 (34.1)	663 (30.1)	+ 4.0	KIAC champ
1933-34	E.A. Diddle	28-8	.778	1,213 (33.7)	964 (26.8)	+ 6.9	SIAA champ; KIAC champ
1934-35	E.A. Diddle	24-3	.889	1,006 (37.3)	653 (24.2)	+ 13.1	KIAC champ
1935-36	E.A. Diddle	26-4	.867	1,223 (40.8)	859 (28.6)	+ 12.2	KIAC champ
1936-37	E.A. Diddle	21-2	.913	912 (39.7)	609 (26.5)	+ 13.2	SIAA champ; KIAC champ
1937-38	E.A. Diddle	30-3	.909	1,357 (41.1)	983 (29.8)	+ 11.3	1st NCAA 30-game winner; SIAA; KIAC champ
1938-39	E.A. Diddle	22-3	.880	1,238 (49.5)	853 (34.1)	+ 15.4	NCAA; SIAA champ; KIAC champ
1939-40	E.A. Diddle	24-6	.800	1,294 (43.1)	1,024 (34.1)	+ 9.0	SIAA champ; KIAC champ
1940-41	E.A. Diddle	22-4	.846	1,230 (47.3)	910 (35.0)	+ 12.3	SIAA champ
1941-42	E.A. Diddle	29-5	.853	1,619 (47.6)	1,303 (38.3)	+ 9.3	NIT runner-up; SIAA champ; KIAC champ
1942-43	E.A. Diddle	24-3	.889	1,624 (60.1)	899 (33.2)	+ 26.9	NIT; KIAC champ
1943-44	E.A. Diddle	13-9	.591	967 (44.0)	873 (39.7)	+ 4.3	
1944-45	E.A. Diddle	17-10	.630	1,216 (45.0)	1,149 (42.6)	+ 2.4	
1945-46	E.A. Diddle	15-19	.441	1,627 (47.9)	1,649 (48.5)	- 0.6	
1946-47	E.A. Diddle	25-4	.862	1,805 (62.2)	1,283 (44.2)	+ 18.0	SIAA champ; KIAC champ
1947-48	E.A. Diddle	28-2	.933	2,057 (68.6)	1,495 (49.8)	+ 18.8	NIT, 3rd place; KIAC champ
1948-49	E.A. Diddle	25-4	.862	2,028 (69.9)	1,578 (54.4)	+ 15.5	NIT; OVC champ; OVC Tourney champ
1949-50	E.A. Diddle	25-6	.806	2,216 (71.5)	1,858 (59.9)	+ 11.6	NIT; OVC champ
1950-51	E.A. Diddle	19-10	.655	2,129 (73.4)	1,940 (66.9)	+ 6.5	
1951-52	E.A. Diddle	26-5	.839	2,388 (77.0)	2,045 (65.9)	+ 11.1	NIT; OVC champ; OVC Tourney champ
1952-53	E.A. Diddle	25-6	.806	2,548 (82.2)	2,081 (67.1)	+ 15.1	NIT; OVC Tourney champ
1953-54	E.A. Diddle	29-3	.906	2,730 (85.3)	2,221 (69.4)	+ 15.9	NIT, 4th place; OVC champ; OVC Tourney champ
1954-55	E.A. Diddle	18-10	.643	2,297 (82.0)	2,164 (77.4)	+ 4.6	OVC champ
1955-56	E.A. Diddle	16-12	.571	2,182 (77.9)	2,141 (76.5)	+ 1.4	OVC co-champ
1956-57	E.A. Diddle	17-9	.654	2,121 (81.6)	2,002 (77.0)	+ 4.6	OVC champ
1957-58	E.A. Diddle	14-11	.560	2,010 (80.4)	1,883 (75.3)	+ 5.1	
1958-59	E.A. Diddle	16-10	.615	2,128 (81.8)	1,926 (74.1)	+ 7.7	
1959-60	E.A. Diddle	21-7	.750	2,300 (82.1)	2,040 (72.9)	+ 9.2	NCAA; OVC champ
1960-61	E.A. Diddle	18-8	.692	2,056 (79.1)	1,970 (75.8)	+ 3.3	OVC co-champ
1961-62	E.A. Diddle	17-10	.630	2,224 (82.4)	2,084 (77.2)	+ 5.2	NCAA; OVC champ
1962-63	E.A. Diddle	5-16	.238	1,612 (76.8)	1,675 (79.8)	- 3.0	
1963-64	E.A. Diddle	5-16	.238	1,726 (82.2)	1,756 (83.6)	- 1.4	
<i>Diddle's record at WKU — 42 seasons: 759-302 (71.5%)</i>							
1964-65	John Oldham	18-9	.667	2,252 (83.4)	2,034 (75.2)	+ 8.2	NIT
1965-66	John Oldham	25-3	.893	2,395 (85.5)	1,890 (67.5)	+ 18.0	NCAA; OVC champ; OVC Tourney champ
1966-67	John Oldham	23-3	.885	2,192 (84.3)	1,788 (68.8)	+ 15.5	NCAA; OVC champ; OVC Tourney champ
1967-68	John Oldham	18-7	.720	2,025 (81.0)	1,888 (75.5)	+ 5.5	



History & Records

1968-69	John Oldham	16-10	.615	2,069 (79.6)	1,952 (75.1)	+ 4.5	
1969-70	John Oldham	22-3	.880	2,260 (90.4)	1,924 (77.0)	+ 13.4	NCAA; OVC champ
1970-71	John Oldham	24-6	.800	2,592 (86.4)	2,274 (75.8)	+ 10.6	NCAA Final Four, 3rd place; OVC champ
<i>Oldham's record at WKU — 7 seasons: 146-41 (78.1%)</i>							
1971-72	Jim Richards	15-11	.577	2,164 (83.2)	2,140 (82.3)	+ 0.9	OVC co-champ
1972-73	Jim Richards	10-16	.385	2,133 (82.0)	2,243 (86.3)	- 4.3	
1973-74	Jim Richards	15-10	.600	2,070 (82.8)	2,067 (82.5)	+ 0.3	
1974-75	Jim Richards	16-8	.667	2,106 (87.7)	2,011 (83.8)	+ 3.9	
1975-76	Jim Richards	20-9	.690	2,457 (84.7)	2,271 (78.3)	+ 6.4	NCAA; OVC champ; OVC Tourney champ
1976-77	Jim Richards	10-16	.385	1,940 (74.6)	2,082 (80.1)	- 5.5	
1977-78	Jim Richards	16-14	.533	2,434 (81.1)	2,396 (79.9)	+ 1.2	NCAA; OVC Tourney champ
<i>Richards' record at WKU — 7 seasons: 102-84 (54.8%)</i>							
1978-79	Gene Keady	17-11	.607	2,082 (74.4)	1,948 (69.6)	+ 4.8	
1979-80	Gene Keady	21-8	.724	2,173 (74.9)	1,965 (67.8)	+ 7.1	NCAA; OVC co-champ; OVC Tourney champ
<i>Keady's record at WKU — 2 seasons: 38-19 (66.7%)</i>							
1980-81	Clem Haskins	21-8	.724	2,048 (70.6)	1,944 (67.0)	+ 3.6	NCAA; OVC champ; OVC Tourney champ
1981-82	Clem Haskins	19-10	.655	1,955 (67.4)	1,775 (61.2)	+ 6.2	NIT; OVC co-champ
1982-83	Clem Haskins	12-16	.429	1,870 (66.8)	1,872 (66.9)	- 0.1	
1983-84	Clem Haskins	12-17	.414	1,918 (66.1)	1,886 (65.0)	+ 1.1	
1984-85	Clem Haskins	14-14	.500	1,967 (70.3)	1,821 (65.0)	+ 5.3	
1985-86	Clem Haskins	23-8	.742	2,154 (69.5)	1,936 (62.5)	+ 7.0	NCAA
<i>Haskins' record at WKU — 6 seasons: 101-73 (58.0%)</i>							
1986-87	Murray Arnold	29-9	.763	2,989 (78.7)	2,585 (68.0)	+ 10.7	NCAA; SBC champ; Preseason NIT runner-up
1987-88	Murray Arnold	15-13	.536	2,029 (72.5)	2,007 (71.7)	+ 0.8	
1988-89	Murray Arnold	14-15	.483	2,204 (76.0)	2,211 (76.2)	- 0.2	
1989-90	Murray Arnold	13-17	.433	2,072 (69.1)	2,156 (71.9)	- 2.8	
<i>Arnold's record at WKU — 4 seasons: 71-54 (56.8%)</i>							
1990-91	Ralph Willard	14-14	.500	2,358 (84.2)	2,382 (85.1)	- 0.9	
1991-92	Ralph Willard	21-11	.656	2,557 (79.9)	2,411 (57.3)	+ 4.6	NIT
1992-93	Ralph Willard	26-6	.813	2,723 (85.1)	2,293 (71.7)	+ 13.4	NCAA Sweet Sixteen; SBC Tourney champ
1993-94	Ralph Willard	20-11	.645	2,403 (77.5)	2,171 (70.0)	+ 7.5	NCAA; SBC champ
<i>Willard's record at WKU — 4 seasons: 81-42 (65.9%)</i>							
1994-95	Matt Kilcullen	27-4	.871	2,493 (80.4)	2,152 (69.4)	+ 11.0	NCAA; SBC champ; SBC Tourney champ
1995-96	Matt Kilcullen	13-14	.481	2,056 (76.1)	2,004 (74.2)	+ 1.9	
1996-97	Matt Kilcullen	12-15	.444	1,900 (70.4)	1,967 (72.9)	- 2.5	
1997-98	Matt Kilcullen	7-16	.304	1,513 (65.8)	1,626 (70.7)	- 4.9	
	Ron Brown-Al Seibert	3-3	.500	392 (65.3)	394 (65.7)	- 0.4	
<i>Kilcullen's record at WKU — 3-plus seasons: 59-49 (54.6%); Brown-Seibert's record at WKU — 6 games: 3-3 (50%)</i>							
1998-99	Dennis Felton	13-16	.448	1,862 (64.2)	1,927 (66.4)	- 2.2	
1999-00	Dennis Felton	11-18	.379	1,995 (68.8)	2,069 (71.3)	- 2.5	
2000-01	Dennis Felton	24-7	.774	2,303 (74.3)	1,889 (60.9)	+ 13.4	NCAA; SBC East champ; SBC Tourney champ
2001-02	Dennis Felton	28-4	.875	2,491 (77.8)	2,069 (64.7)	+ 13.1	NCAA; SBC East champ; SBC Tourney champ
2002-03	Dennis Felton	24-9	.727	2,430 (73.6)	2,194 (66.5)	+ 7.2	NCAA; SBC East champ; SBC Tourney champ
<i>Felton's record at WKU — 5 seasons: 100-54 (64.9%)</i>							
2003-04	Darrin Horn	15-12	.556	2,137 (76.3)	1,989 (71.0)	+ 5.3	
2004-05	Darrin Horn	22-8	.733	2,388 (77.0)	2,207 (71.2)	+ 5.8	NIT
2005-06	Darrin Horn	23-8	.742	2,408 (77.7)	2,220 (71.6)	+ 6.1	NIT; Sun Belt East Division champion
2006-07	Darrin Horn	22-11	.667	2,580 (78.2)	2,386 (72.3)	+ 5.9	
2007-08	Darrin Horn	29-7	.806	2,785 (77.4)	2,403 (66.8)	+ 10.6	NCAA Sweet Sixteen; SBC East champ; SBC Tourney champ
<i>Horn's record at WKU — 5 seasons: 111-46 (70.7%)</i>							

All-Time Totals 1,581-770 .672 159,512 (67.8)# 144,980 (61.6)# + 6.2

* five games — no record

** nine games — no record

point totals include three-point field goals — 1982-83 & 1986-87-to date

History & Records

WKU Year-By-Year Results

1914-15

Record: 5-1

Home: 4-0; Away: 1-1

Coach: J.L. Arthur

—	Bethel (Ky.)	W, 38-21
—	Vanderbilt Training	W, 40-8
—	at Middle Tennessee	W, 33-19
—	Middle Tennessee	L, 19-30
—	Eastern Kentucky	W, 26-21
—	at Eastern Kentucky	W, 22-18

1915-16

Record: 2-1

Home: 1-1; Away: 1-0

no record — 6 games

Coach: J.L. Arthur

12/16	at Bethel (Ky.)	W
1/17	Bethel (Ky.)	W
1/27	Castle Heights	L, 27-37
2/4	Middle Tennessee	—
2/5	Middle Tennessee	—
2/10	Cumberland (Ky.)	—
2/11	Castle Heights	—
2/23	Eastern Kentucky	—
2/24	Eastern Kentucky	—

1916-17 — 1920-21

No Team — World War I

1921-22

Record: 3-1

Home: 1-0; Away: 2-1

no record: 9 games

Coach: L.T. Smith

1/13	Southern Presbyterian	W, 28-25
1/23	Peabody	—
1/27	Bryson	—
2/4	at Eastern Kentucky	—
2/5	at Kentucky Wesleyan	L, 27-40
2/10	Tennessee Tech	—
2/11	Cumberland (Ky.)	—
2/23	Eastern Kentucky	—
2/25	at St. Mary's	W
3/2	at Peabody	—
3/3	at Bryson	—
3/4	at Cumberland (Ky.)	—
3/10	at Tennessee Tech	W

1922-23

Record: 12-2

Home: 8-0; Away: 4-2

Coach: E.A. Diddle

1/10	Adairville (Ind.)	W, 103-7
1/13	Cumberland (Ky.)	W, 32-20
1/17	at Centre	L, 20-26
1/20	Berea	W, 23-18
1/22	Union (Ky.)	W, 25-22



Former head coach E.A. Diddle (left).

1/25	at Vanderbilt B	W, 18-10
1/26	at Cumberland (Ky.)	L, 16-24
1/27	at Southern Presbyterian	W, 33-31
2/7	Bethel (Tenn.)	W, 43-17
2/18	Tennessee Tech	W, 33-8
2/21	Vanderbilt B	W, 33-13
2/22	at Eastern Kentucky	W, 29-17
2/22	at Union (Tenn.)	W, 23-18
3/3	Eastern Kentucky	W, 33-17

Leading Scorer

W.B. Owen — no stats available

1923-24

Record: 9-9

Home: 8-4; Away: 1-5

Coach: E.A. Diddle

Captain: W.B. Owen

1/12	Horse Cave (Ind.)	W, 54-28
1/16	at Georgetown (Ky.)	L, 22-33
1/18	at Peabody	W, 36-16
1/23	at Middle Tennessee	L, 19-34
1/28	Berea	L, 21-34
1/30	Union (Ky.)	W, 32-21
2/1	Middle Tennessee	W, 29-24
2/2	Morton-Elliott	W, 45-12
2/5	at Bethel (Ky.)	L, 20-33
2/8	at Eastern Kentucky	L, 13-45
2/9	at Berea	L, 19-28
2/13	Bryson	W, 54-18
2/14	Centre	W, 29-28
2/20	Cumberland (Ky.)	W, 33-21
2/21	Bethel (Ky.)	W, 19-17
2/23	Peabody	L, 12-57

2/29 Michigan City (Ind.) L, 29-33

3/1 Eastern Kentucky L, 27-33

Leading Scorer

Harry "Pap" Glenn — no stats available

1924-25

Record: 8-6

Home: 5-4; Away: 3-2

Coach: E.A. Diddle

Captain: Harry "Pap" Glenn

1/10	TNG Air Squadron	W, 63-23
1/14	Kentucky Wesleyan	L, 16-20
1/15	Middle Tennessee	L, 23-43
1/17	Southern YMCA	W, 26-19
1/19	at Eastern Kentucky	W, 30-19
1/20	at Centre	W, 34-32
1/30	Bethel (Ky.)	W, 26-15
1/31	Peabody	L, 13-16
2/12	at Bethel (Ky.)	W, 26-15
2/14	Detroit	L, 23-25
2/14	at Southern YMCA	L, 24-37
2/14	at Middle Tennessee	L, 36-37
2/24	Centre	W, 23-11
2/27	Eastern Kentucky	W, 37-17

Leading Scorer

Harry "Pap" Glenn — no stats available

1925-26

Record: 10-4

Home: 6-1; Away: 3-3; Neutral: 1-0

Coach: E.A. Diddle

Captain: Harry "Pap" Glenn

1/8	Union (Ky.)	W, 26-21
1/14	Burks Terrors	W, 33-31
1/16	Bethel (Ky.)	W, 45-15
1/20	at Louisville	L, 27-28
1/21	at Kentucky Wesleyan	L, 17-30
1/29	Centre	L, 18-22
1/30	Kentucky Wesleyan	W, 38-21
2/2	at Centre	W, 54-19
2/3	at Transylvania	W, 31-24
2/15	at Bethel (Ky.)	W, 59-22
2/17	Louisville	W, 31-28
2/19	Vanderbilt	W, 34-29
2/24	(1) vs. Louisville	W, 40-32
2/25	(1) at Kentucky Wesleyan	L, 16-19

(1) KIAC Tournament; Winchester, Ky.

Leading Scorer

Ted Hornback — 9.0 ppg

1926-27

Record: 12-7

Home: 1-3; Away: 9-2; Neutral: 2-2

Coach: E.A. Diddle

Captain: Ted Hornback

1/4	at Bemis	W, 33-11
1/5	at Bemis	L, 20-26
1/8	Vanderbilt	L, 20-40

History & Records

1/14	Southern YMCA	W, 27-21
1/18	at Vanderbilt	W, 26-25
1/22	Eastern Kentucky	L, 29-38
1/25	at Bethel (Ky.)	W, 30-21
1/29	Evansville	L, 30-39
2/5	at Eastern Kentucky	W, 29-23
2/7	at Georgetown (Ky.)	W, 29-23
2/8	at Kentucky Wesleyan	W, 43-28
2/10	at Bethel (Ky.)	W, 39-27
2/16	at Louisville	W, 46-25
2/26	at Evansville	L, 11-31
2/27	(1) vs. Centre	W, 33-20
2/28	(1) at Kentucky Wesleyan	W, 43-24
2/28	(1) vs. Georgetown (Ky.)	L, 27-38
3/2	(2) vs. Newberry	W, 35-24
3/3	(2) at The Citadel	L, 36-43

(1) KIAC Tournament; Winchester, Ky.

(2) SIAA Tournament; Charleston S.C.

Leading Scorer

Ted Hornback — no stats available

1927-28

Record: 10-7

Home: 5-1; Away: 4-4; Neutral: 1-2

Coach: E.A. Diddle

Captain: Arnold Winkenhofner

1/8	at Bethel (Ky.)	L, 27-29
1/21	Berea	W, 45-21
1/25	at Centre	L, 27-31
1/27	Bethel (Ky.)	W, 29-27
1/30	Burks Terrors	L, 30-42
2/3	at Eastern Kentucky	W, 44-12
2/4	at Berea	W, 32-24
2/6	Georgetown (Ky.)	W, 29-28
2/7	at Union (Tenn.)	W, 35-31
2/8	at Union (Tenn.)	W, 35-32
2/9	at Southwestern	L, 29-40
2/11	Eastern Kentucky	W, 55-12
2/14	at Louisville	L, 17-37
2/18	Kentucky Wesleyan	W, 34-10
2/23	(1) vs. Berea	W, 38-22
2/24	(1) vs. Louisville	L, 29-35
3/1	(2) vs. Louisiana Tech	L, 33-40

(1) KIAC Tournament; Winchester, Ky.

(2) SIAA Tournament, Chattanooga, Tenn.

Leading Scorer

Ted Hornback — no stats available

1928-29

Record: 8-10

Home: 5-6; Away: 2-4; Neutral: 1-0

Coach: E.A. Diddle

Captain: Leslie Ellis

1/5	Pan-American	W, 24-22
1/8	Georgetown (Ky.)	L, 18-22
1/11	Eastern Kentucky	W, 24-15
1/14	Chattanooga	L, 17-41
1/16	at Middle Tennessee	L, 28-36

1/19	Berea	L, 27-34
1/21	Burks Terrors	L, 23-36
1/25	Kentucky Wesleyan	L, 15-26
1/29	at Bethel (Ky.)	W, 26-13
1/31	at Georgetown (Ky.)	L, 14-42
2/1	at Kentucky Wesleyan	W, 24-19
2/2	at Eastern Kentucky	L, 17-21
2/5	Middle Tennessee	L, 25-28
2/8	Bethel (Ky.)	W, 26-18
2/18	Union (Tenn.)	W, 39-31
2/18	Union (Tenn.)	W, 34-30
2/21	(1) vs. Georgetown (Ky.)	W, 27-22
2/22	(1) vs. Kentucky Wesleyan	L, 21-24

(1) KIAC Tournament; Winchester, Ky.

Leading Scorer

Ted Hornback — no stats available

1929-30

Record: 4-12

Home: 2-5; Away: 1-6; Neutral: 1-1

Coach: E.A. Diddle

Captain: Ed Stansbury

1/11	at Vanderbilt	L, 17-37
1/14	Georgetown (Ky.)	L, 29-30
1/15	Georgetown (Ky.)	L, 18-19
1/17	Kentucky Wesleyan	L, 21-47
1/18	Kentucky Wesleyan	L, 26-27
1/25	Eastern Kentucky	L, 26-30
1/27	at Berea	L, 40-42
1/28	at Centre	L, 27-38
1/29	at Eastern Kentucky	L, 21-46
1/31	Kentucky Wesleyan	W, 29-28
2/4	at Middle Tennessee	L, 33-35
2/6	at Georgetown (Ky.)	L, 21-30
2/7	at Transylvania	W, 38-31
2/15	Centre	W, 36-28
2/20	(1) vs. Berea	W, 39-38
2/21	(1) vs. Georgetown (Ky.)	L, 23-34

(1) KIAC Tournament; Winchester, Ky.

Leading Scorer

Turner Elrod — no stats available

1930-31

Record: 11-3

Home: 8-0; Away: 1-1; Neutral: 2-2

Coach: E.A. Diddle

Captain: Turner Elrod

1/10	Kentucky Wesleyan	W, 37-26
1/14	Chattanooga	W, 39-17
1/20	at Middle Tennessee	W, 43-29
1/23	Eastern Kentucky	W, 49-25
1/24	Eastern Kentucky	W, 47-34
1/30	Berea	W, 51-44
2/6	Middle Tennessee	W, 52-40
2/9	(1) Georgetown (Ky.)	W, 41-24
2/10	Georgetown (Ky.)	W, 49-24
2/14	at Eastern Kentucky	L, 22-30
2/19	(2) vs. Centre	W, 37-35

2/20	(2) vs. Berea	L, 22-24
2/25	(3) vs. Howard	W, 34-26
2/26	(3) vs. Louisiana Normal	L, 34-39

(1) First game played in WKU's new P.E.

Building — home of the Hilltoppers

(2) KIAC Tournament; Winchester, Ky.

(3) SIAA Tournament; Jackson, Miss.

Leading Scorer

Orlie Lawrence — no stats available

1931-32

Record: 15-8

Home: 6-3; Away: 6-4; Neutral: 3-1

KIAC Champion

Coach: E.A. Diddle

Captain: Orlie Lawrence

12/17	Russellville Ind.	W, 33-27
1/8	Union (Tenn.)	W, 39-16
1/12	at Louisville	L, 13-27
1/15	at Eastern Kentucky	L, 23-49
1/16	at Eastern Kentucky	W, 26-23
1/18	at Berea	W, 26-23
1/20	Chattanooga	W, 19-17
1/22	Middle Tennessee	L, 23-32
1/25	at Murray State	L, 24-26
1/28	at Birmingham Southern	W, 37-25
1/30	at Mississippi College	L, 33-37
2/1	Murray State	L, 26-38
2/2	Murray State	L, 21-34
2/4	at Transylvania	W, 26-20
2/11	Transylvania	W, 24-21
2/13	Eastern Kentucky	W, 47-21
2/16	at Middle Tennessee	W, 28-26
2/20	Louisville	W, 37-14
2/25	(1) vs. Transylvania	W, 37-25
2/26	(1) vs. Kentucky Wesleyan	W, 29-25
2/27	(1) vs. Eastern Kentucky	W, 36-27
3/1	(2) vs. Louisiana College	W, 53-29
3/2	(2) vs. Murray State	L, 27-40

(1) KIAC Tournament; Winchester, Ky.

(2) SIAA Tournament; Jackson, Miss.

Leading Scorer

Tom Hobbs — no stats available

1932-33

Record: 16-6

Home: 8-0; Away: 4-4; Neutral: 5-1

KIAC Champion

Coach: E.A. Diddle

Captain: Wendell Johnson

1/7	Union (Tenn.)	W, 31-25
1/11	at Middle Tennessee	W, 43-29
1/12	at Tennessee Tech	L, 32-35
1/13	Eastern Kentucky	W, 27-19
1/18	Tennessee Tech	W, 34-31
1/20	at Murray State	W, 35-28
1/21	at Murray State	L, 20-42
1/27	Middle Tennessee	W, 43-29

History & Records

1/28	at Chattanooga	L, 32-37
1/31	at Louisville	W, 39-31
2/2	at Eastern Kentucky	W, 31-24
2/4	at Evansville	L, 30-36
2/8	Louisville	W, 39-28
2/10	Evansville	W, 38-34
2/11	Berea	W, 38-28
2/18	Murray State	L, 37-54
2/22	(1) vs. Georgetown (Ky.)	W, 31-23
2/23	(1) vs. Transylvania	W, 43-23
2/24	(1) vs. Berea	W, 22-15
2/25	(1) vs. Murray State	W, 30-17
3/1	(2) vs. Erskine	W, 45-35
3/2	(2) vs. Centenary	L, 31-40

(1) KIAC Tournament; Winchester, Ky.

(2) SIAA Tournament; Jackson, Miss.

Leading Scorer

Tom Hobbs — no stats available

1933-34

Record: 28-8

Home: 8-1; Away: 13-6; Neutral: 7-1

KIAC Champion / SIAA Champion

Coach: E.A. Diddle

Captain: Tom Hobbs

12/16	at Eastern-Knott	W, 41-28
12/19	at Edentide AC	W, 31-27
12/20	(1) vs. Catholic Comm Ctr.	L, 30-32
12/21	at YMHA (Louisville)	W, 57-32
12/28	at YMHA (Birmingham)	W, 39-15
1/2	at West Tennessee	W, 28-16
1/3	at Louisiana Tech	L, 38-45
1/4	at Louisiana College	W, 38-20
1/5	at SW Louisiana	W, 34-31
1/6	at Louisiana Normal	W, 33-29
1/8	at Birmingham Southern	W, 44-30
1/9	at Howard	W, 32-10
1/11	Evansville	L, 26-30
1/13	Eastern Kentucky	W, 30-16
1/15	at Berea	L, 30-33
1/16	at Union (Ky.)	L, 27-29
1/17	Middle Tennessee	W, 41-32
1/18	at Evansville	L, 17-33
1/23	at Murray State	W, 25-20
1/25	West Tennessee	W, 46-32
1/27	Tennessee Tech	W, 36-21
1/29	at Middle Tennessee	W, 52-29
1/31	Louisville	W, 43-34
2/6	Murray State	W, 30-24
2/9	at Eastern Kentucky	L, 13-32
2/13	Howard	W, 28-21
2/16	at Louisville	L, 25-30
2/17	at Tennessee Tech	W, 30-22
2/22	(2) vs. Eastern Kentucky	W, 30-19
2/23	(2) vs. Morehead State	W, 32-30
2/24	(2) vs. Kentucky Wesleyan	W, 46-17
2/25	(2) at Louisville	W, 13-12
3/3	(3) vs. Louisville	W, 31-27

3/4	(3) vs. Louisiana Normal	W, 43-41
3/5	(3) vs. Erskine	W, 32-25
3/6	(3) vs. Berea	W, 42-40

(1) at New Albany, Ind.

(2) KIAC Tournament; Louisville, Ky.

(3) SIAA Tournament; Jackson, Miss.

Leading Scorer

Tom Hobbs — no stats available

1934-35

Record: 24-3

Home: 15-1; Away: 6-1; Neutral: 3-1

KIAC Champion

Coach: E.A. Diddle

Captain: Bernard "Peck" Hickman

12/29	at Evansville	L, 33-35
1/4	Cincinnati	L, 25-26
1/5	Louisville	W, 41-25
1/7	Howard	W, 36-17
1/12	Murray State	W, 32-29
1/15	Union (Tenn.)	W, 33-25
1/18	Berea	W, 41-33
1/21	Evansville	W, 38-36
1/26	Eastern Kentucky	W, 49-25
1/28	Mississippi College	W, 51-37
1/30	at Middle Tennessee	W, 35-25
2/5	Tennessee Tech	W, 38-28
2/7	at Centre	W, 42-35
2/8	at Eastern Kentucky	W, 42-35
2/9	at Louisville	W, 35-19
2/12	at Murray State	W, 44-24
2/14	at Tennessee Tech	W, 33-24
2/16	Middle Tennessee	W, 55-29
2/19	Centre	W, 39-15
2/21	(1) Berea	W, 40-19

2/22	(1) Georgetown (Ky.)	W, 37-10
2/23	(1) Morehead State	W, 12-4
2/23	(1) Murray State	W, 23-20
3/1	(2) vs. Charleston	W, 48-18
3/2	(2) vs. Mississippi College	W, 46-18
3/4	(2) vs. Centenary	W, 23-17
3/5	(2) at Millsaps	L, 29-31

(1) KIAC Tournament; Bowling Green, Ky.

(2) SIAA Tournament; Jackson, Miss.

Leading Scorer

Brad Mutchler — 9.6 ppg

1935-36

Record: 26-4


Home: 11-0; Away: 13-1; Neutral: 2-3

KIAC Champion

Coach: E.A. Diddle

Captain: Brad Mutchler

1/6	at David Lipscomb	W, 50-40
1/7	at Alabama State Teachers	W, 45-41
1/8	at South Georgia Teachers	W, 44-26
1/9	at Tampa	W, 40-19
1/10	at Stetson	W, 24-20
1/11	at Stetson	W, 25-24
1/15	at Murray State	L, 15-31
1/17	Union (Ky.)	W, 44-32
1/18	at Louisville	W, 31-25
1/25	Eastern Kentucky	W, 46-30
1/28	Middle Tennessee	W, 36-14
1/30	at Centre	W, 38-31
1/31	at Eastern Kentucky	W, 61-23
2/1	at Union (Ky.)	W, 52-35
2/7	Louisville	W, 34-25
2/8	at Tennessee Tech	W, 42-25
2/10	at Berea	W, 40-23



The 1934-35 Hilltoppers won a fourth straight KIAC championship.

History & Records

2/13	Louisiana College	W, 31-21
2/15	Murray State	W, 29-23
2/18	at Middle Tennessee	W, 47-27
2/22	Centre	W, 36-28
2/24	Tennessee Tech	W, 48-21
2/28	(1) Murray State	W, 55-31
2/29	(1) Morehead State	W, 74-36
2/29	(1) Eastern Kentucky	W, 34-22
3/7	(2) vs. Stetson	W, 50-36
3/9	(2) vs. Louisiana Tech	W, 60-41
3/10	(2) vs. Murray State	L, 26-28
3/26	(3) vs. Arkansas	L, 36-43
3/27	(3) vs. Arkansas	L, 30-38

(1) KIAC Tournament; Bowling Green, Ky.
 (2) SIAA Tournament; Jackson, Miss.
 (3) National Olympic Playoff, Little Rock, Ark.
 (first telephone transmission of away play-by-play to Western Campus)

Leading Scorer

Brad Mutchler — no stats available

1936-37

Record: 21-2

Home: 9-1; Away: 9-1; Neutral: 3-0

KIAC Champion / SIAA Champion

Coach: E.A. Diddle

Captain: Max Reed

1/8	at Howard	W, 39-23
1/9	at Sewanee	W, 48-22
1/11	at Berea	W, 40-25
1/15	at Middle Tennessee	W, 48-28
1/16	Louisville	L, 25-33
1/20	Middle Tennessee	W, 48-32
1/23	at Murray State	(ppd)
1/25	Vanderbilt	W, 40-27
1/29	at Eastern Kentucky	(ppd)
1/30	at Centre	(ppd)
2/2	at Vanderbilt	W, 35-15
2/4	at Tennessee Tech	W, 32-24
2/6	Murray State	W, 46-25
2/11	at Murray State	L, 26-31
2/13	Berea	W, 50-39
2/16	Tennessee Tech	W, 30-20
2/18	at Union (Ky.)	W, 43-31
2/19	at Eastern Kentucky	W, 25-22
2/20	Centre	W, 38-25
2/25	(1) at Eastern Kentucky	W, 38-25
2/26	(1) vs. Kentucky Wesleyan	W, 51-26
2/27	(1) vs. Transylvania	W, 53-36
2/27	(1) vs. Murray State	W, 30-18
3/9	(2) Miss. College	W, 60-25
3/10	(2) Union (Tenn.)	W, 40-33
3/10	(2) Murray State	W, 37-32

(1) KIAC Tournament; Richmond, Ky.
 (2) SIAA Tournament; Bowling Green, Ky.

Leading Scorer

Harry Saddler — 14.3 ppg

1937-38

Record: 30-3

Home: 13-1; Away: 14-1; Neutral: 3-0

KIAC Champion / SIAA Champion

Coach: E.A. Diddle

Captain: William "Red" McCrocklin

12/9	at McKendree	W, 51-33
12/10	at Bradley	L, 33-39
12/11	at Illinois College	W, 38-36
12/15	McKendree	W, 37-28
12/16	at New Albany CCC	W, 36-19
12/17	at Edantide AC	W, 34-28
12/18	Ft. Knox (Ind.)	W, 38-32
12/20	Beechmont AC	W, 60-48
1/3	at Southeast Missouri	W, 27-25
1/8	at Vanderbilt	W, 39-25
1/13	at Tennessee Tech	W, 40-33
1/15	Evansville	W, 44-30
1/19	at Louisville	W, 62-42
1/22	Murray State	W, 29-26
1/24	Vanderbilt	W, 38-18
1/28	Eastern Kentucky	W, 51-34
2/1	at Morehead State	W, 38-30
2/3	Louisville	W, 53-32
2/5	at Murray State	L, 18-30
2/8	Tennessee Tech	W, 31-19
2/11	Bradley	L, 24-32
2/12	at Eastern Kentucky	W, 34-21
2/14	at Berea	W, 53-23
2/16	Morehead State	W, 42-25
2/17	at Evansville	W, 52-42
2/18	Cumberland (Ky.)	W, 49-36
2/25	(1) vs. Union (Ky.)	W, 28-22
2/26	(1) vs. Morehead State	W, 46-25
2/26	(1) vs. Murray State	W, 35-23
3/3	(2) Louisiana Normal	W, 45-30
3/4	(2) Union (Ky.)	W, 49-28
3/5	(2) Delta State	W, 59-40
3/5	(2) Murray State	W, 44-39

(1) KIAC Tournament; Richmond, Ky.
 (2) SIAA Tournament; Bowling Green, Ky.

Leading Scorer

Harry Saddler — 11.8 ppg

1938-39

Record: 22-3

Home: 12-2; Away: 7-1; Neutral: 3-0

KIAC Champion / SIAA Champion

Coach: E.A. Diddle

Captain: Harry Saddler

1/7	Transylvania	W, 48-30
1/10	at Evansville	L, 48-49
1/12	Tennessee Tech	W, 40-24
1/14	at Murray State	W, 38-36
1/16	Eastern Kentucky	W, 42-29
1/17	at Louisville	W, 50-36
1/20	Delta State	W, 61-43
1/27	at Middle Tennessee	W, 67-31

1/28	at Eastern Kentucky	W, 49-37
1/30	Millsaps	W, 45-19
2/4	Murray State	W, 46-36
2/6	at Vanderbilt	W, 51-31
2/7	Evansville	L, 46-48
2/11	Louisville	W, 57-30
2/14	Middle Tennessee	W, 66-29
2/16	Berea	W, 55-27
2/17	Vanderbilt	L, 49-53
2/18	at Tennessee Tech	W, 42-35
2/23	(1) at Eastern Kentucky	W, 50-26
2/24	(1) vs. Louisville	W, 47-28
2/25	(1) vs. Transylvania	W, 53-40
2/25	(1) vs. Morehead State	W, 37-33
3/3	(2) Presbyterian	W, 51-27
3/4	(2) Louisiana Normal	W, 44-33
3/4	(2) Jacksonville State	W, 56-43

(1) KIAC Tournament; Richmond, Ky.
 (2) SIAA Tournament; Bowling Green, Ky.

Leading Scorers

Harry Saddler — 15.9 ppg

Carlisle Towery — 10.6 ppg

1939-40

Record: 24-6

Home: 12-1; Away: 9-4; Neutral: 3-1

KIAC Champion / SIAA Champion

NCAA Tournament

Coach: E.A. Diddle

Captain: Herb Ball

12/9	Culver-Stockton	W, 47-35
12/15	at Bradley	L, 38-39
12/16	at St. Ambrose	W, 40-32
12/18	at Southern Illinois	L, 32-38
12/19	at Southeast Missouri	W, 39-33
12/22	at Washington & Lee	L, 34-44
1/2	Xavier	W, 40-39
1/6	at Cumberland (Ky.)	W, 40-30
1/8	Evansville	W, 52-45
1/12	at Tennessee Tech	W, 41-29
1/13	at Middle Tennessee	W, 60-26
1/17	at Louisville	W, 55-40
1/20	Murray State	W, 39-30
1/27	Eastern Kentucky	L, 32-45
1/29	Morehead State	W, 44-34
2/2	at Eastern Kentucky	W, 53-33
2/3	at Berea	W, 46-28
2/6	Tennessee Tech	W, 38-28
2/9	Louisville	W, 54-40
2/10	at Murray State	L, 30-36
2/13	at Evansville	W, 55-36
2/16	Vanderbilt	W, 36-25
2/17	Middle Tennessee	W, 76-41
2/23	(1) vs. Union (Ky.)	W, 44-39
2/24	(1) vs. Georgetown (Ky.)	W, 45-39
2/24	(1) vs. Morehead State	W, 36-33
3/1	(2) Wofford	W, 55-21
3/2	(2) Murray State	W, 25-23

History & Records

3/2 (2) Louisiana Normal W, 39-33
 3/23 (3) Duquesne L, 29-30
 (1) KIAC Tournament; Richmond, Ky.
 (2) SIAA Tournament; Bowling Green, Ky.
 (3) NCAA Tournament; Indianapolis, Ind.
Leading Scorer
 Carlisle Towery — 13.8 ppg

1940-41

Record: 22-4


Home: 13-1; **Away:** 6-2; **Neutral:** 3-1

SIAA Champion

Coach: E.A. Diddle

Captain: Alec Downing

12/7 (1) vs. Southern Illinois W, 44-33
 12/13 Southeast Missouri W, 42-23
 12/20 (2) vs. Washington & Lee W, 26-22
 1/2 Ohio W, 57-41
 1/8 at Tennessee Tech W, 42-16
 1/11 Cumberland (Ky.) W, 52-25
 1/13 Eastern Kentucky W, 61-27
 1/17 Louisville W, 50-24
 1/18 at Murray State W, 38-34
 1/20 at Indiana State L, 26-30
 1/22 Mississippi State W, 63-47
 1/24 at Evansville W, 56-52
 1/25 at Middle Tennessee W, 60-33
 2/1 at Eastern Kentucky W, 59-40



Carlisle Towery – captain and leading scorer (1941)

2/4 Tennessee Tech W, 51-31
 2/8 Murray State L, 34-38
 2/12 Duquesne L, 33-46
 2/17 Indiana State W, 30-22
 2/20 Evansville W, 60-43
 2/22 at Xavier W, 41-36
 2/24 Middle Tennessee W, 59-38
 2/28 (3) vs. Berea W, 53-33
 3/1 (3) vs. Murray State L, 32-41
 3/6 (4) Delta State W, 49-48
 3/7 (4) Louisiana Normal W, 67-46
 3/8 (4) Murray State W, 45-41
 (1) at Madisonville, Ky.
 (2) at Louisville, Ky.
 (3) KIAC Tournament; Richmond, Ky.
 (4) SIAA Tournament; Bowling Green, Ky.
Leading Scorer
 Carlyle Towery — 17.0 ppg

1941-42

Record: 29-5

Home: 14-0; **Away:** 7-3; **Neutral:** 8-2

KIAC Champion / SIAA Champion

NIT — Runner-Up

Coach: E.A. Diddle

Captain: Howard "Tip" Downing

12/6 Camp Shelby W, 52-18
 12/8 at Austin Peay W, 42-34
 12/13 Wichita W, 36-9
 12/15 (1) vs. Georgetown (Ky.) W, 48-38
 12/18 at Southeast Missouri W, 47-36
 12/19 at Southern Illinois W, 48-37
 12/29 Washington & Lee W, 52-24
 1/3 (2) vs. Illinois Wesleyan W, 60-41
 1/5 (3) vs. Grate Lakes Trng L, 37-64
 1/7 Austin Peay W, 46-34
 1/10 Evansville W, 69-48
 1/17 Murray State W, 29-27
 1/21 Tennessee Tech W, 32-31
 1/23 at Morehead State L, 49-56
 1/31 Eastern Kentucky W, 45-31
 2/3 at Indiana State W, 41-35
 2/5 at Tennessee Tech L, 34-45
 2/7 at Murray State L, 37-43
 2/9 Morehead State W, 64-31
 2/11 at Louisville W, 62-39
 2/14 at Eastern Kentucky W, 43-40
 2/16 Indiana State W, 53-48
 2/19 at Evansville W, 41-40
 2/21 Union (Ky.) W, 59-50
 2/26 (4) vs. Murray State W, 46-44
 2/27 (4) vs. Kentucky Wesleyan W, 49-41
 2/28 (4) vs. Berea W, 53-34
 3/1 (4) vs. Union (Ky.) W, 43-41
 3/6 (5) Tennessee Tech W, 61-35
 3/7 (5) Southwestern Louisiana W, 49-43
 3/8 (5) Delta State W, 49-37
 3/19 (6) vs. CCNY W, 49-46

3/23 (6) vs. Creighton W, 49-38
 3/25 (6) vs. West Virginia L, 45-47
 (1) at Madisonville, Ky.
 (2) at Owensboro, Ky.
 (3) at Jeffersonville, Ky.
 (4) KIAC Tournament; Richmond, Ky.
 (5) SIAA Tournament; Bowling Green, Ky.
 (6) NIT; Madison Square Garden; New York, N.Y.
Leading Scorer
 Wallace "Buck" Sydnor — 10.4 ppg

1942-43

Record: 24-3

Home: 11-0; **Away:** 10-2; **Neutral:** 3-1

KIAC Champion / NIT

Coach: E.A. Diddle

Captains: Dero Downing,

Wallace "Buck" Sydnor

12/4 Western Carolina W, 64-35
 12/8 at Ft. Knox W, 54-26
 12/11 Southeast Missouri W, 50-33
 12/12 at Campbellsville W, 55-15
 12/12 at Lindsey Wilson W, 74-15
 12/18 at Southern Illinois W, 57-30
 1/6 Ft. Knox W, 72-24
 1/9 at Eastern Kentucky W, 61-47
 1/13 Ft. Knox, Co. E W, 86-30
 1/15 at Tennessee Tech W, 60-24
 1/20 Murray State W, 56-33
 1/23 Eastern Kentucky W, 62-38
 1/31 at St. Bonaventure W, 65-32
 2/3 at CCNY W, 69-49
 2/6 at La Salle W, 52-44
 2/10 Campbellsville W, 86-24
 2/10 Berry Field W, 79-23
 2/13 at DePaul L, 40-44
 2/15 at Evansville W, 52-48
 2/17 at Murray State L, 28-41
 2/20 Goldman Field W, 69-19
 2/23 Evansville W, 62-39
 2/26 (1) vs. Berea W, 54-37
 2/27 (1) vs. Murray State W, 42-39
 2/27 (1) vs. Morehead State W, 46-35
 3/22 (2) vs. Fordham L, 58-60
 (1) KIAC Tournament; Richmond, Ky.
 (2) NIT; Madison Square Garden; New York, N.Y.
Leading Scorer
 Don "Duck" Ray — 11.6

1943-44

Record: 13-9

Home: 9-1; **Away:** 4-7; **Neutral:** 0-1

Coach: E.A. Diddle

Captain: Jim Huter

11/27 at 508th Air Squadron W, 50-25
 12/1 at Nashville Air Center W, 35-33
 12/4 Ft. Knox Rep Tn W, 51-41
 12/11 Evansville W, 37-31

History & Records

12/16	at Nashville Air Center	L, 33-47
12/25	(1) vs. Brooklyn	L, 35-36
12/28	at Temple	L, 48-67
1/1	at Canisius	L, 50-54
1/8	Louisville	W, 54-34
1/11	718 Tank Battalion	W, 73-15
1/14	at Morehead State	L, 29-34
1/15	at Marshall	W, 39-36
1/19	Ft. Knox	W, 39-23
1/22	at Murray State	W, 36-35
1/26	Morehead State	W, 41-35
1/29	at Berea	L, 38-67
2/5	Murray State	W, 47-38
2/7	Louisville	L, 31-37
2/12	Berea	L, 44-57
2/17	Marshall	W, 61-48
2/19	at DePaul	L, 35-56
2/26	Tennessee Tech	W, 61-24

(1) at Madison Square Garden; New York, N.Y.
Leading Scorer
 Jim Huter — 10.3 ppg

1944-45

Record: 17-10

Home: 10-2; **Away:** 6-6; **Neutral:** 1-2

Coach: E.A. Diddle

11/18	20th Ferrying Group	W, 47-25
11/25	Camp Atterbury	W, 38-19
12/2	at Smyrna Air Base	L, 37-52
12/9	Bowling Green State	L, 51-52
12/13	Southern Baptist Sem	W, 52-37
12/20	220 Army Eng.	W, 37-28
12/25	(1) vs. Brooklyn	W, 2-0
12/27	at St. Joseph's (Pa.)	W, 81-48
12/30	at Cornell	L, 53-64
1/1	at Canisius	W, 50-43
1/6	Tennessee Tech	W, 41-31
1/10	Louisville	W, 44-41
1/13	(2) vs. DePaul	L, 37-65
1/17	Murray State	W, 38-30
1/20	Berea	W, 57-33
1/23	at Tennessee Tech	W, 41-31
1/26	at Morehead State	L, 58-72
1/27	at Marshall	L, 41-68
2/1	Marshall	W, 67-45
2/3	at Evansville	L, 41-45
2/5	Eastern Kentucky	L, 36-44
2/7	Evansville	W, 48-36
2/10	at Murray State	W, 37-33
2/14	at Louisville	L, 41-66
2/17	at Eastern Kentucky	W, 48-42
2/20	Morehead State	W, 36-34
2/24	(3) vs. DePaul	L, 49-55

(1) at Madison Square Garden; New York, N.Y.
 (2) at Louisville, Ky.
 (3) at Chicago Stadium; Chicago, Ill.
Leading Scorer
 Kenneth Sinkhorn — 9.8 ppg

1945-46

Record: 15-19

Home: 7-5; **Away:** 6-12; **Neutral:** 2-2

Coach: E.A. Diddle

11/9	at Smyrna Air Base	W, 48-41
11/13	at 558th AAF Base	W, 52-51
11/17	Southern Baptist Sem	W, 53-35
11/19	10th Infantry	W, 53-36
11/23	(1) vs. Miami (Ohio)	W, 31-25
11/24	(1) vs. Marshall	W, 51-45
11/24	(1) vs. Louisville	L, 45-51
11/29	at Ft. Knox	W, 64-53
11/30	Memphis Naval Air Ctr.	L, 40-44
12/10	(2) vs. Southern Illinois	L, 48-53
12/14	at Marshall	L, 40-56
12/15	at Ohio	L, 42-65
12/17	at Wright Field	L, 80-84
12/18	at Miami (Ohio)	W, 37-27
1/5	Evansville	L, 40-44
1/9	at Tennessee Tech	W, 60-31
1/12	DePaul	L, 43-81
1/15	Eastern Kentucky	L, 35-45
1/19	at Murray State	L, 27-55
1/21	at Vanderbilt	W, 42-29
1/23	Vanderbilt	W, 45-32
1/26	Morehead State	W, 62-40
1/28	Marshall	W, 61-49
1/30	Tennessee Tech	W, 60-27
2/2	at Louisville	L, 54-65
2/6	at Evansville	L, 42-53
2/9	Murray State	W, 66-41
2/13	Louisville	L, 54-65
2/16	at Eastern Kentucky	L, 44-46
2/18	at Morehead State	L, 49-53
2/21	(3) at Louisville	L, 43-50

(1) Ohio Valley Tournament; Jeffersonville, Ind.
 (2) at Paducah, Ky.
 (3) KIAC Tournament; Louisville, Ky.
Leading Scorers
 Chalmers Embry (5-10, Jr., G) — 12.5 ppg
 Maurice Hale — 10.2 ppg

1946-47

Record: 25-4

Home: 14-0; **Away:** 6-3; **Neutral:** 5-1

KIAC Champion / SIAA Champion

Coach: E.A. Diddle

12/7	at Louisville	L, 52-60
12/9	(1) vs. Southern Illinois	W, 62-48
12/14	at Bowling Green State	L, 37-39
12/31	Nebraska	W, 74-56
1/2	Bowling Green State	W, 62-43
1/6	Brigham Young	W, 62-44
1/7	Brigham Young	W, 59-40
1/11	Louisville	W, 77-34
1/14	at Evansville	W, 63-47
1/15	Havana	W, 83-55
1/18	at Canisius	W, 52-50

1/21	(1) at St. John's (N.Y.)	W, 61-54
1/23	(2) at Georgetown (D.C.)	L, 46-57
1/25	at St. Joseph's (Pa.)	W, 56-50
2/1	Murray State	W, 66-32
2/4	Morehead State	W, 69-41
2/5	Eastern Kentucky	W, 81-47
2/8	at Murray State	W, 54-47
2/11	Evansville	W, 58-23
2/14	at Morehead State	W, 50-37
2/15	at Eastern Kentucky	L, 46-49
3/1	Hawaii	W, 87-37
3/3	(3) vs. Centre	W, 63-23
3/4	(3) at Louisville	W, 76-52
3/5	(3) vs. Georgetown (Ky.)	W, 56-38
3/5	(3) vs. Eastern Kentucky	W, 54-37
3/6	(4) Northwest Louisiana	W, 82-50
3/7	(4) Delta State	W, 62-47
3/8	(4) Miami (Fla.)	W, 55-46

(1) at Madison Square Garden; New York, N.Y.
 (2) at Uline Arena; Washington, D.C.
 (3) KIAC Tournament; Louisville, Ky.
 (4) SIAA Tournament, Bowling Green, Ky.

Leading Scorers

Odie Spears (6-4, Jr., F) — 13.9 ppg

Don "Duck" Ray (6-5, Jr., F) — 12.6 ppg

1947-48

Record: 28-2

Home: 11-0; **Away:** 10-1; **Neutral:** 7-1

KIAC Champion / NIT — 3rd place

Coach: E.A. Diddle

12/2	Kentucky Wesleyan	W, 51-31
12/5	(1) vs. Canterbury	W, 82-34
12/10	at Evansville	W, 58-42
12/13	Morehead State	W, 78-40
12/15	at Ft. Knox	W, 101-68
12/27	(1) vs. Utah State	W, 80-49
12/29	at Bowling Green State	L, 64-75
1/2	Georgetown (DC)	W, 58-37
1/5	Evansville	W, 67-44
1/10	Maryville	W, 77-37
1/14	at Louisville	W, 71-44
1/17	at Canisius	W, 74-52
1/20	(2) vs. Long Island	W, 62-47
1/24	at St. Joseph's (Pa.)	W, 84-73
1/29	Arkansas State	W, 76-37
1/31	at Eastern Kentucky	W, 49-42
2/2	at Kentucky Wesleyan	W, 83-52
2/4	Bowling Green State	W, 66-52
2/7	at Murray State	W, 59-46
2/10	North Dakota	W, 62-47
2/14	Murray State	W, 76-65
2/17	Louisville	W, 77-55
2/19	at Morehead State	W, 43-40
2/21	Eastern Kentucky	W, 65-51
2/26	(3) vs. Berea	W, 87-51
2/27	(3) vs. Eastern Kentucky	W, 62-52
2/28	(3) at Louisville	W, 63-62

History & Records

3/12 (4) vs. La Salle W, 68-61
 3/15 (4) vs. St. Louis L, 53-60
 3/17 (4) vs. DePaul W, 61-59
 (1) at Armory; Louisville, Ky.
 (2) at Madison Square Garden; New York, N.Y.
 (3) KIAC Tournament; Louisville, Ky.
 (4) NIT; Madison Square Garden; New York, N.Y.
Leading Scorers
 Odie Spears (6-5, Sr., F) — 14.0 ppg
 John Oldham (6-2, Jr., F) — 11.2 ppg

1948-49

Record: 25-4

Home: 10-1; Away: 10-2; Neutral: 5-1

OVC Champion

Record: 8-2 (Home: 4-1; Away: 4-1)

OVC Tournament Champion / NIT

Final Poll: AP — 5th

Coach: E.A. Diddle

12/6 Kentucky Wesleyan W, 62-51
 12/19 Emporia State W, 61-34
 12/11 Bowling Green State W, 60-51
 12/13 at Morehead State* W, 66-51
 12/15 at Eastern Kentucky* W, 56-53
 12/18 (1) vs. Washington & Lee W, 89-43
 12/27 at Canisius W, 65-55
 12/30 (2) vs. Long Island W, 83-58
 1/1 at St. Joseph's (Pa.) W, 86-69
 1/8 Berea W, 77-36
 1/10 Louisville* W, 56-44
 1/13 at Evansville* W, 72-66
 1/18 (3) AP Poll — 3rd
 1/18 Memphis State W, 78-51
 1/21 at Miami (Fla.) W, 78-45
 1/22 at Miami (Fla.) W, 63-47
 1/25 AP Poll — 4th
 1/29 Eastern Kentucky* L, 40-42
 1/31 at Kentucky Wesleyan W, 80-74
 2/1 AP Poll — 6th
 2/2 at Louisville* L, 64-70
 2/5 Murray State* W, 61-47
 2/8 AP Poll — 6th
 2/8 Evansville* W, 71-47
 2/11 (4) vs. Baldwin-Wallace W, 67-58
 2/12 at Bowling Green State L, 58-72
 2/14 at Murray State* W, 73-54
 2/15 AP Poll — 7th
 2/17 Morehead State* W, 69-48
 2/19 East Tennessee W, 90-53
 2/22 AP Poll — 7th
 2/24 (5) vs. Tennessee Tech W, 73-42
 2/26 (5) vs. Eastern Kentucky W, 70-54
 2/26 (5) at Louisville W, 74-68
 3/1 AP Poll — 6th
 3/8 AP Poll — 5th
 3/14 (6) vs. Bradley L, 86-95

* Ohio Valley Conference game

(1) at Armory; Louisville, Ky.

(2) at Madison Square Garden; New York, N.Y.
 (3) First AP Poll in history
 (4) at Cleveland (Ohio) Arena
 (5) OVC Tournament; Louisville, Ky.
 (6) NIT; Madison Square Garden; New York, N.Y.
Leading Scorers
 Bob Lavoy (6-6, So., C) — 12.8 ppg
 John Oldham (6-2, Sr., F) — 11.0 ppg

1949-50

Record: 25-6

Home: 11-0; Away: 9-3; Neutral: 5-3

OVC Champion

Record: 8-0 (Home: 4-0; Away: 4-0)

NIT

Final Poll: AP — 8th

Coach: E.A. Diddle

12/3 at Morehead State* W, 58-47
 12/5 Kentucky Wesleyan W, 89-45
 12/8 (1) vs. Bowling Green St. W, 78-57
 12/10 at Xavier W, 59-57
 12/13 Georgetown (Ky.) W, 67-48
 12/17 at Cincinnati L, 54-55
 12/26 at Canisius W, 74-61
 12/29 (2) vs. Long Island L, 66-73
 1/2 at La Salle L, 69-80
 1/7 Eastern Kentucky* W, 86-61
 1/9 Xavier W, 63-51
 1/10 AP Poll — 14th
 1/11 at Louisville L, 59-70
 1/14 at Murray State* W, 58-52
 1/16 Cincinnati W, 84-59
 1/17 AP Poll — 17th

1/18 at Evansville* W, 73-69
 1/21 at Eastern Kentucky* W, 69-51
 1/24 AP Poll — 17th
 1/27 at Miami (Fla.) W, 66-61
 1/28 at Miami (Fla.) W, 78-61
 1/30 at Tampa W, 79-59
 1/31 AP Poll — 14th
 2/3 Louisville W, 84-62
 2/7 AP Poll — 11th
 2/7 Morehead State* W, 77-65
 2/9 (3) vs. Bowling Green State W, 103-87
 2/11 Murray State* W, 54-50
 2/14 AP Poll — 9th
 2/15 Miami (Fla.) W, 79-57
 2/16 Miami (Fla.) W, 83-47
 2/18 Evansville* W, 81-56
 2/21 AP Poll — 9th
 2/24 (4) vs. Tennessee Tech W, 79-60
 2/25 (4) vs. Murray State W, 58-54
 2/25 (4) vs. Eastern Kentucky L, 50-62
 2/28 AP Poll — 7th
 3/7 AP Poll — 8th
 3/11 (5) vs. Niagara W, 79-72
 3/13 (5) at St. John's (N.Y.) L, 60-69

* Ohio Valley Conference game

(1) at Armory; Louisville, Ky.

(2) at Madison Square Garden; New York, N.Y.

(3) at Cleveland (Ohio) Arena

(4) OVC Tournament; Louisville, Ky.

(5) NIT; Madison Square Garden; New York, N.Y.

Leading Scorers

Bob Lavoy (6-7, Jr., C) — 21.7 ppg

Jack Turner (6-3, So., F) — 11.2 ppg



The 1949-50 team won the OVC championship and played in the NIT at Madison Square Garden.

History & Records

1950-51

Record: 19-10

Home: 12-0; Away: 3-6; Neutral: 4-4

OVC — 4th

Record: 4-4 (Home: 4-0; Away: 0-4)

Coach: E.A. Diddle

11/30	Southeastern Louisiana	W, 73-59
12/5	Georgetown (Ky.)	W, 93-44
12/9	at Cincinnati	L, 45-70
12/12	West Texas State	W, 74-46
12/14	Tampa	W, 103-70
12/16	High Point	W, 77-64
12/18	at Morehead State*	L, 63-70
12/26	at La Salle	W, 73-63
12/28	(1) vs. Long Island	L, 70-77
12/30	(2) vs. St. Bonaventure	L, 57-62
1/8	Xavier	W, 79-62
1/10	(3) vs. Evansville*	W, 75-63
1/13	Murray State*	W, 65-56
1/16	Miami (Fla.)	W, 89-47
1/18	at Evansville*	L, 46-77
1/20	(3) vs. Bowling Green State	W, 69-68
1/26	at Miami (Fla.)	W, 68-64
1/27	at Tampa	W, 67-64
2/3	at Eastern Kentucky*	L, 70-84
2/8	Cincinnati	W, 75-70
2/10	at Murray State*	L, 70-77
2/14	Kentucky Wesleyan	W, 86-62
2/17	Eastern Kentucky*	W, 84-80
2/19	Morehead State*	W, 95-73
2/24	(4) vs. Murray State	L, 77-78
2/24	(4) vs. Evansville	W, 72-71
2/28	at Xavier	L, 64-67
3/15	(5) vs. Bowling Green State	W, 78-77
3/27	(6) at Bradley	L, 71-75

* Ohio Valley Conference game

- (1) at Madison Square Garden; New York, N.Y.
- (2) at Memorial Auditorium; Buffalo, N.Y.
- (3) at Sportscenter; Owensboro, Ky.
- (4) OVC Tournament; Louisville, Ky.
- (5) at Toledo, Ohio
- (6) National Campus Tournament; Peoria, Ill.

Leading Scorers

Rip Gish (6-5, Sr., F) — 16.3 ppg
 Jack Turner (6-3, Jr., F) — 13.5 ppg
 Gene Rhodes (6-0, Jr., F) — 11.0 ppg

Leading Rebounder

Rip Gish (6-5, Sr., F) — 15.5 rpg

1951-52

Record: 26-5

Home: 11-0; Away: 10-2; Neutral: 5-3

OVC Champion

Record: 11-1 (Home: 6-0; Away: 5-1)

OVC Tournament Champion / NIT

Final Poll: UPI — 16th

Coach: E.A. Diddle

11/30	Southeastern Louisiana	W, 77-57
-------	------------------------	----------



The 1953-54 Hilltoppers were OVC champions and finished fourth in the NIT.

12/1	Tennessee Tech*	W, 89-62
12/6	at Evansville*	W, 69-56
12/8	Bowling Green State	W, 89-57
12/10	at Morehead State*	W, 65-54
12/15	at Cincinnati	W, 76-71
12/17	Central Missouri	W, 76-56
12/18	AP Poll — 16th	
12/19	(1) vs. Xavier	W, 92-82
12/26	AP Poll — 11th	
12/29	(2) vs. St. Bonaventure	L, 60-73
1/1	at La Salle	L, 58-67
1/3	(3) vs. Seton Hall	L, 65-77
1/12	at Murray State*	W, 77-64
1/16	at Tennessee Tech*	W, 64-55
1/19	Eastern Kentucky*	W, 69-63
1/25	at Miami (Fla.)	W, 102-74
1/28	at Tampa	W, 82-77
1/30	Cincinnati	W, 79-63
2/2	Marshall*	W, 76-65
2/5	AP Poll — 20th	
2/5	at Morehead State*	W, 80-72
2/7	Tampa	W, 79-70
2/9	at Eastern Kentucky*	L, 62-73
2/12	at Marshall*	W, 87-82
2/16	Murray State*	W, 97-63
2/18	Evansville*	W, 92-58
2/21	(4) vs. Evansville	W, 83-63
2/22	(4) vs. Marshall	W, 89-74
2/23	(4) vs. Murray State	W, 47-45
2/26	AP Poll — 18th	
2/27	at Kentucky Wesleyan	W, 94-68
3/3	at Bowling Green State	W, 82-75
3/8	(5) vs. Louisville	W, 62-59
3/10	(5) vs. St. Bonaventure	L, 69-70

* Ohio Valley Conference game

- (1) at Armory; Louisville, Ky.
- (2) at Memorial Auditorium; Buffalo, N.Y.

- (3) at Madison Square Garden; New York, N.Y.
- (4) OVC Tournament; Louisville, Ky.
- (5) NIT; Madison Square Garden; New York, N.Y.

Leading Scorers

Tom Marshall (6-4, So., F) — 19.0 ppg
 Art Spoelstra (6-9, So., C) — 15.6 ppg
 Richard White (5-10, Jr., G) — 13.1 ppg
 Dan King (6-6, So., F) — 10.4 ppg
 Gene Rhodes (6-0, Sr., G) — 10.4 ppg

1952-53

Record: 25-6

Home: 11-0; Away: 9-3; Neutral: 5-3

OVC — 2nd

Record: 8-2 (Home: 5-0; Away: 3-2)

OVC Tournament Champion / NIT

Final Polls: AP — 17th; UPI — 16th

Coach: E.A. Diddle

11/29	at Kentucky Wesleyan	W, 76-62
12/2	at Middle Tennessee*	W, 87-57
12/8	Morehead State*	W, 56-33
12/13	at Morehead State*	W, 79-66
12/16	AP Poll — 11th	
12/16	at Cincinnati	W, 77-76
12/18	(1) vs. Seton Hall	L, 74-77
12/20	at St. Joseph's (Pa.)	W, 88-83
12/23	AP Poll — 10th	
12/29	(2) vs. Idaho	L, 60-75
12/30	AP Poll — 10th	
12/30	(2) vs. Tulsa	W, 79-70
12/31	(2) vs. Penn State	W, 91-78
1/3	(3) vs. St. Bonaventure	W, 94-63
1/6	AP Poll — 10th	
1/8	Cincinnati	W, 84-76
1/10	Murray State*	W, 62-57
1/13	AP Poll — 10th	
1/13	Tennessee Tech*	W, 99-61

History & Records

1/17	at Eastern Kentucky*	L, 69-78
1/20	AP Poll — 12th	
1/22	at Miami (Fla.)	W, 98-56
1/24	at Loyola (La.)	W, 84-75
1/26	Tampa	W, 117-58
1/27	AP Poll — 9th	
1/31	Tampa	W, 104-56
2/2	Bowling Green State	W, 71-60
2/3	AP Poll — 8th	
2/4	Dayton	W, 88-77
2/7	Eastern Kentucky*	W, 86-76
2/9	Loyola (La.)	W, 92-67
2/10	AP Poll — 9th	
2/14	at Murray State*	L, 67-77
2/17	AP Poll — 9th	
2/17	Middle Tennessee*	W, 95-57
2/19	at Tennessee Tech*	W, 74-61
2/21	Kentucky Wesleyan	W, 108-69
2/23	at Bowling Green State	L, 82-86
2/24	AP Poll — 8th	
2/27	(4) vs. Morehead State	W, 76-65
2/28	(4) vs. Eastern Kentucky	W, 70-60
3/3	AP Poll — 9th	
3/10	AP Poll — 9th	
3/10	(5) Duquesne	L, 61-69
3/24	AP Poll — 17th	

* Ohio Valley Conference game

- (1) at Madison Square Garden; New York, N.Y.
 (2) at Louisville, Ky.
 (3) at All-College Tournament; Oklahoma City, Okla.
 (4) OVC Tournament; Louisville, Ky.
 (5) NIT; Madison Square Garden; New York, N.Y.

Leading Scorers

Tom Marshall (6-4, Jr., F) — 18.5 ppg
 Art Spoelstra (6-9, Jr., C) — 16.5 ppg
 Dan King (6-6, Jr., F) — 13.8 ppg
 Richard White (5-10, Sr., G) — 12.1 ppg

1953-54

Record: 29-3

Home: 12-0; Away: 9-1; Neutral: 8-2

OVC Champion

Record: 9-1 (Home: 5-0; Away: 4-1)

OVC Tournament Champion

NIT — 4th place

Final Polls: AP — 8th; UPI — 6th

Coach: E.A. Diddle

11/25	at Belmont	W, 108-75
11/28	at Kentucky Wesleyan	W, 86-74
12/4	Gustavus Adolphus	W, 90-73
12/5	Southeastern Louisiana	W, 84-60
12/8	AP Poll — 11th	
12/8	at Middle Tennessee*	W, 88-80
12/12	Morehead State*	W, 98-77

12/15	AP Poll — 10th	
12/15	at Cincinnati	W, 74-71
12/17	(1) vs. St. Francis (N.Y.)	W, 78-55
12/19	(2) vs. St. Bonaventure	W, 82-76
12/22	AP Poll — 6th	
12/28	(3) vs. Houston	W, 91-61
12/29	AP Poll — 7th	
12/30	(3) at Louisville	W, 89-71
1/5	AP Poll — 5th	
1/5	Middle Tennessee*	W, 98-67
1/9	at Murray State*	W, 57-43
1/12	AP Poll — 5th	
1/13	at Dayton	W, 79-75 (3ot)
1/16	Eastern Kentucky*	W, 122-78
1/19	AP Poll — 4th	
1/20	at Tennessee Tech*	W, 62-51
1/23	Memphis State	W, 63-53
1/26	AP Poll — 4th	
1/29	Regis	W, 87-72
2/1	(4) vs. Bowling Green State	W, 94-82
2/2	AP Poll — 4th	
2/4	Stetson	W, 81-63
2/6	at Eastern Kentucky*	L, 54-63
2/8	at Morehead State*	W, 88-75
2/9	AP Poll — 5th	
2/13	Murray State*	W, 104-68
2/15	Kentucky Wesleyan	W, 81-65
2/16	AP Poll — 4th	
2/20	Tennessee Tech*	W, 108-63
2/22	Cincinnati	W, 92-77
2/23	AP Poll — 4th	
2/25	(5) vs. Morehead State	W, 97-79
2/26	(5) vs. Eastern Kentucky	W, 85-69
3/2	AP Poll — 3rd	
3/8	(6) vs. Bowling Green State	W, 95-81
3/9	AP Poll — 4th	
3/11	(6) vs. Holy Cross	L, 69-75
3/13	(6) vs. Niagara	L, 65-71

* Ohio Valley Conference game

- (1) at Madison Square Garden; New York, N.Y.
 (2) at Buffalo, N.Y.
 (3) KIT; Louisville, Ky.
 (4) at Louisville, Ky.
 (5) OVC Tournament; Louisville, Ky.
 (6) NIT; Madison Square Garden; New York, N.Y.

Leading Scorers

Tom Marshall (6-4, Sr., F) — 25.9 ppg
 Art Spoelstra (6-9, Sr., C) — 17.1 ppg
 Jack Turner (6-4, Sr., G) — 12.7 ppg
 Forest Able (6-3, So., G) — 11.0 ppg

Leading Rebounders


Tom Marshall (6-4, Sr., F) — 14.9 ppg
 Art Spoelstra (6-9, Sr., C) — 12.9 ppg

1954-55

Record: 18-10

Home: 11-2; Away: 5-5; Neutral: 2-3

OVC Champion



Ralph Crosthwaire — 1958 All-America

Record: 8-2 (Home: 5-0; Away: 3-2)

Coach: E.A. Diddle

12/2	Gustavus Adolphus	W, 90-78
12/4	at Morehead State*	L, 79-89
12/7	AP Poll — 20th	
12/9	(1) vs. Seton Hall	L, 85-98
12/11	at LeMoyne	L, 75-77
12/14	Cincinnati	W, 85-75
12/16	Colorado State	W, 75-67
12/23	Pacific	W, 86-65
12/27	(2) vs. Eastern Kentucky*	L, 81-84
12/28	(2) vs. Murray State*	W, 98-89
12/30	Brigham Young	W, 89-78
1/6	Middle Tennessee*	W, 83-71
1/8	at Murray State*	W, 71-70
1/10	Xavier	L, 80-82 (2ot)
1/12	at Middle Tennessee*	L, 77-84
1/15	at Eastern Kentucky*	W, 84-78
1/19	at Dayton	L, 73-91
1/24	Tennessee Tech*	W, 81-73
1/28	at Bowling Green State	W, 89-69
1/29	at Cincinnati	L, 91-101
2/1	Dayton	L, 67-73
2/5	Eastern Kentucky*	W, 98-76
2/9	at Tennessee Tech*	W, 80-68
2/12	Murray State*	W, 85-80
2/16	Oklahoma City	W, 71-59
2/18	at Xavier	W, 75-72

History & Records

2/19 Morehead State* W, 96-75
 2/24 (3) vs. Tennessee Tech W, 80-65
 2/25 (3) vs. Murray State L, 72-77

* Ohio Valley Conference game

(1) at Madison Square Garden; New York, N.Y.
 (2) KIT; Louisville, Ky.
 (3) OVC Tournament; Louisville, Ky.

Leading Scorers

Ralph Crosthwaite (6-9, Fr., C) — 16.8 ppg
 Lynn Cole (6-3, Sr., G-F) — 16.7 ppg
 Forest Able (6-3, Jr., G) — 14.2 ppg
 Jerry Whitsell (6-6, Sr., F) — 13.3 ppg
Leading Rebounder
 Ralph Crosthwaite (6-9, Fr., C) — 10.9 rpg

1955-56

Record: 16-12

Home: 10-1; Away: 4-7; Neutral: 2-4

OVC Co-Champion

Record: 7-3 (Home: 5-0; Away: 3-2)

Coach: E.A. Diddle

12/1 Gustavus Adolphus W, 89-62
 12/3 (1) vs. Alabama L, 85-90
 12/8 (2) vs. Seton Hall L, 85-87
 12/10 at Cincinnati L, 54-83
 12/15 at Tulsa L, 56-67
 12/17 at Oklahoma City L, 87-92
 12/27 (3) vs. Ohio W, 76-60
 12/28 (3) at Louisville W, 86-77
 12/29 (3) vs. Murray State* L, 69-74
 1/5 at Xavier W, 73-72
 1/7 Murray State* W, 88-77
 1/10 at Memphis State L, 64-80
 1/12 Midwestern W, 66-65
 1/14 at Eastern Kentucky* W, 73-67
 1/18 Kentucky Wesleyan L, 66-70
 1/21 Morehead State* W, 86-80
 1/28 at Tennessee Tech* L, 79-101
 1/31 at Middle Tennessee* W, 86-78
 2/4 Bowling Green State W, 70-57
 2/6 Eastern Kentucky* W, 93-92
 2/11 at Murray State* L, 70-74
 2/16 Xavier W, 74-65
 2/21 Cincinnati W, 85-74
 2/25 at Morehead State* L, 72-73
 2/28 Tennessee Tech* W, 86-75
 3/3 Middle Tennessee* W, 100-85
 3/7 (4) vs. Tennessee Tech W, 84-80
 3/8 (4) vs. Morehead State L, 80-84

* Ohio Valley Conference game

(1) at Louisville, Ky.
 (2) at Madison Square Garden; New York, N.Y.
 (3) KIT; Louisville, Ky.
 (4) OVC Playoff; Louisville, Ky.

Leading Scorers

Forest Able (6-3, Sr., G) — 18.1 ppg
 Owen Lawson (6-0, So., G) — 16.7 ppg
 Bob Daniels (6-6, Jr., F-C) — 11.6 ppg

Eric Back (6-0, So., G) — 11.6 ppg

Leading Rebounder

Bob Daniels (6-6, Jr., F-C) — 14.9 rpg

1956-57

Record: 17-9

Home: 7-3; Away: 7-4; Neutral: 3-2

OVC Champion

Record: 9-1 (Home: 5-0; Away: 4-1)

Coach: E.A. Diddle

12/3 Gustavus Adolphus W, 94-55
 12/8 at Kentucky Wesleyan W, 90-72
 12/10 New Mexico A&M W, 95-74
 12/11 AP Poll — 12th
 12/13 (1) vs. Seton Hall L, 69-78
 12/18 AP Poll — 20th
 12/19 (2) vs. San Francisco W, 61-57
 12/26 AP Poll — 15th
 12/27 (3) vs. La Salle W, 89-76
 12/28 (3) vs. Pittsburgh L, 81-85
 12/29 (3) vs. Stanford W, 76-66
 1/2 AP Poll — 14th
 1/3 at Xavier L, 79-87
 1/5 at Murray State* W, 90-78
 1/7 Oklahoma City L, 78-85
 1/8 AP Poll — 18th
 1/12 Eastern Kentucky* W, 91-71
 1/15 AP Poll — 20th
 1/15 Tennessee Tech* W, 88-74
 1/22 AP Poll — 20th
 1/26 at DePaul W, 80-76 (ot)
 1/30 at Middle Tennessee* W, 79-72
 2/2 at Eastern Kentucky* W, 75-70
 2/5 at Memphis State L, 84-86
 2/9 Murray State* W, 60-58
 2/11 at Oklahoma City L, 67-96
 2/13 at Wichita W, 82-76
 2/16 Morehead State* W, 97-81
 2/20 at Morehead State* L, 81-87
 2/23 Memphis State L, 82-98
 2/25 at Tennessee Tech* W, 96-85
 2/27 Xavier L, 71-77
 3/2 Middle Tennessee* W, 86-82

* Ohio Valley Conference game

(1) at Madison Square Garden; New York, N.Y.
 (2) at Louisville, Ky. (Freedom Hall Dedication)
 (3) Orange Bowl Tournament; Miami, Fla.

Leading Scorers

Ralph Crosthwaite (6-9, So., C) — 20.3 ppg
 Owen Lawson (6-0, Jr., G) — 15.5 ppg
 Bill Case (6-4, Jr., F) — 13.2 ppg
 Eric Back (6-0, Jr. G) — 11.3 ppg
 Bob Daniels (6-6, Sr., F) — 10.9 ppg

Leading Rebounders

Ralph Crosthwaite (6-9, So., C) — 11.9 rpg
 Bob Daniels (6-6, Sr., F) — 11.7 rpg

1957-58

Record: 14-11

Home: 9-3; Away: 3-6; Neutral: 2-2

OVC — 3rd

Record: 5-5 (Home: 3-2; Away: 2-3)

Coach: E.A. Diddle

12/7 at Evansville L, 98-105 (ot)
 12/10 East Tennessee W, 85-60
 12/14 Morehead State* W, 101-70
 12/16 Hardin-Simmons W, 92-60
 12/19 (1) vs. Seton Hall W, 101-75
 12/24 AP Poll — 16th
 12/26 (2) vs. Niagara L, 74-77 (ot)
 12/27 (2) vs. Denver L, 63-84
 12/28 (2) vs. Tulane W, 78-72
 1/4 Murray State* L, 55-57
 1/8 Oklahoma City W, 70-56
 1/11 at Eastern Kentucky* W, 89-80
 1/18 at Tennessee Tech* L, 75-84 (ot)
 1/20 at Xavier L, 76-102
 1/23 Middle Tennessee* W, 69-67
 1/25 Bowling Green State W, 83-65
 1/31 at Oklahoma City L, 59-67
 2/1 at Wichita W, 96-85
 2/4 DePaul W, 77-62
 2/8 at Murray State* W, 70-64
 2/11 Tennessee Tech* L, 73-85
 2/14 at Morehead State* L, 60-75
 2/18 at Middle Tennessee* L, 75-81
 2/22 Eastern Kentucky* W, 100-70
 2/24 Evansville W, 100-80
 2/26 Xavier L, 91-100

* Ohio Valley Conference game

(1) at Madison Square Garden; New York, N.Y.
 (2) All-College Tournament; Oklahoma City, Okla.

Leading Scorers

Ralph Crosthwaite (6-9, Jr., C) — 22.8 ppg
 Bill Case (6-4, Sr., F) — 15.0 ppg
 Owen Lawson (6-0, Sr., G) — 14.6 ppg
 Eric Back (6-0, Sr., G) — 12.1 ppg

Leading Rebounder

Ralph Crosthwaite (6-9, Jr., C) — 15.3 rpg

1958-59

Record: 16-10

Home: 10-1; Away: 5-7; Neutral: 1-2

OVC — 2nd

Record: 8-4 (Home: 5-1; Away: 3-3)

Coach: E.A. Diddle

12/6 New Mexico A&M W, 79-60
 12/8 Mississippi Southern W, 80-56
 12/13 at Morehead State* L, 78-86
 12/18 (1) vs. Seton Hall L, 67-73
 12/20 at La Salle L, 76-84
 1/3 Eastern Kentucky* W, 76-73
 1/5 Tennessee Tech* L, 73-81
 1/10 at Bowling Green State L, 61-76
 1/12 at East Tennessee* W, 86-84
 1/17 Murray State* W, 87-77 (2ot)

History & Records

1/19	at Middle Tennessee*	W, 89-65
1/24	(2) vs. West Virginia	L, 72-74
1/16	La Salle	W, 96-74
1/30	at Tampa	W, 83-64
1/31	at Miami (Fla.)	L, 95-109
2/6	at DePaul	L, 70-80
2/7	(2) vs. Army	W, 94-73
2/10	at Tennessee Tech*	L, 74-83
2/12	Tampa	W, 89-57
2/14	Morehead State*	W, 88-74
2/16	Xavier	W, 94-67
2/18	at Eastern Kentucky*	L, 70-72
2/21	at Murray State*	W, 75-62
2/23	at Xavier	W, 82-73
2/28	Middle Tennessee*	W, 110-85
3/3	East Tennessee*	W, 84-64

* Ohio Valley Conference game

(1) at Madison Square Garden; New York, N.Y.

(2) at Freedom Hall; Louisville, Ky.

Leading Scorers

Ralph Crosthwaite (6-9, Sr., C) — 20.8 ppg

Charlie Osborne (6-6, So., C) — 14.1 ppg

Al Ellison (6-4, Jr., F) — 12.5 ppg

Don Parsons (6-1, Jr., G) — 11.6 ppg

Leading Rebounder

Ralph Crosthwaite (6-9, Sr., C) — 12.8 rpg



Former head coaches John Oldham and E.A. Diddle.

1959-60

Record: 21-7

Home: 11-1; Away: 6-5; Neutral: 4-1

OVC Champion

Record: 10-2 (Home: 6-0; Away: 4-2)

NCAA Tournament

Coach: E.A. Diddle

12/3	Union (Tenn.)	W, 123-71
12/5	Northwest Louisiana	W, 89-60
12/10	(1) vs. Seton Hall	W, 78-69
12/12	at Illinois	L, 80-93
12/15	Morehead State*	W, 70-68
12/19	at East Tennessee*	W, 103-77
12/29	(2) vs. Mississippi State	W, 61-50
12/30	(2) at Tulane	W, 71-67
1/5	AP Poll — 18th	
1/6	DePaul	W, 86-65
1/9	at Eastern Kentucky*	L, 73-80
1/12	Tennessee Tech*	W, 71-67
1/16	at Murray State*	L, 72-87
1/20	at Xavier	L, 66-76
1/23	Bowling Green State	W, 85-61
1/28	at Marshall	L, 97-100 (ot)
1/30	at La Salle	W, 76-70
2/6	at Middle Tennessee*	W, 109-89
2/10	Xavier	L, 73-82
2/13	at Morehead State*	W, 85-72
2/16	Eastern Kentucky*	W, 38-20
2/20	Murray State*	W, 65-57
2/23	at Tennessee Tech*	W, 109-80
2/27	Middle Tennessee*	W, 109-80

2/29	Kent State	W, 69-60
3/2	East Tennessee*	W, 83-69
3/8	(3) vs. Miami (Fla.)	W, 107-84
3/11	(4) vs. Ohio State	L, 79-98
3/12	(4) vs. Ohio	W, 97-87

* Ohio Valley Conference game

(1) at Madison Square Garden; New York, N.Y.

(2) Sugar Bowl Tournament; New Orleans, La.

(3) NCAA Tournament; Lexington, Ky.

(4) NCAA Tournament; Louisville, Ky.

Leading Scorers

Charlie Osborne (6-6, Jr., C) — 17.8 ppg

Bobby Rascoe (6-4, So., G) — 16.8 ppg

Al Ellison (6-4, Sr., F) — 14.0 ppg

Harry Todd (6-8, So., F-C) — 12.8 ppg

Don Parsons (6-1, Sr., G) — 10.5 ppg

Leading Rebounders

Harry Todd (6-8, So., F-C) — 10.6 rpg

Charlie Osborne (6-6, Jr., C) — 10.0 rpg

1960-61

Record: 18-8

Home: 12-0; Away: 5-6; Neutral: 1-2

OVC Co-Champion

Record: 9-3 (Home: 6-0; Away: 3-3)

Coach: E.A. Diddle

12/1	at Middle Tennessee*	W, 70-67
12/3	Abilene Christian	W, 59-54
12/6	Lamar	W, 74-71
12/9	East Tennessee*	W, 77-65

12/12	(1) vs. Utah State	W, 86-72
12/13	(1) at Louisville	L, 71-86
12/15	Morehead State*	W, 83-77
12/29	(2) vs. Memphis State	L, 74-95
12/30	(2) at Tulane	W, 81-60
1/7	Eastern Kentucky*	W, 88-76
1/10	at Tennessee Tech*	W, 82-78
1/14	Murray State*	W, 79-77
1/17	Tennessee Tech*	W, 88-75
1/20	at Xavier	L, 77-80
1/21	at Bowling Green State	L, 62-74
1/31	La Salle	W, 73-69
2/4	DePaul	W, 71-65
2/6	Marshall	W, 100-77
2/8	Xavier	W, 68-61
2/13	at Eastern Kentucky*	L, 72-81
2/18	at Murray State*	L, 87-95
2/21	at Morehead State*	L, 94-100
2/24	at East Tennessee*	W, 88-82
2/27	Middle Tennessee*	W, 84-73
3/1	at Louisville	W, 96-80
3/8	(3) vs. Morehead State	L, 72-80 (ot)

* Ohio Valley Conference game

(1) Bluegrass Tournament; Louisville, Ky.

(2) Sugar Bowl Tournament; New Orleans, La.

(3) OVC Playoff; Louisville, Ky.

Leading Scorers

Bobby Rascoe (6-4, Jr., G) — 20.1 ppg

Charlie Osborne (6-6, Sr., C) — 19.0 ppg

Bobby Jackson (6-4, So., F) — 13.0 ppg

Harry Todd (6-8, Jr., F-C) — 11.2 ppg

Leading Rebounders

Harry Todd (6-8, Jr., F-C) — 11.6 rpg

Charlie Osborne (6-6, Sr., C) — 10.7 rpg

1961-62

Record: 17-10

Home: 10-0; Away: 6-6; Neutral: 1-4

OVC Champion

Record: 11-1 (Home: 6-0; Away: 5-1)

NCAA Tournament

Coach: E.A. Diddle

12/9	at Kent State	W, 88-81
12/12	Northwest Louisiana	W, 93-66
12/15	(1) vs. St. Bonaventure	L, 65-66
12/16	(1) vs. Texas	L, 68-78
12/19	Southeast Louisiana	W, 86-62
12/29	at Marshall	L, 84-89
12/30	at Xavier	L, 83-95
1/6	(2) New Mexico State	W, 71-67
1/9	Tennessee Tech*	W, 93-61
1/13	at Murray State*	W, 72-61
1/18	at Morehead State*	W, 80-79
1/20	Middle Tennessee*	W, 89-69
1/27	at Eastern Kentucky*	W, 96-62
1/30	at Tennessee Tech*	L, 72-79

History & Records

2/3	at DePaul	L, 78-86
2/6	at East Tennessee*	W, 89-84
2/13	at Middle Tennessee*	W, 87-81
2/17	Murray State*	W, 96-77
2/19	Morehead State*	W, 77-51
2/21	Xavier	W, 88-83
2/24	Eastern Kentucky*	W, 88-74
2/26	East Tennessee*	W, 77-66
3/2	at La Salle	L, 84-88
3/7	at Louisville	L, 71-88
3/12	(3) vs. Detroit	W, 90-81
3/16	(4) vs. Ohio State	L, 73-93
3/17	(4) vs. Butler	L, 86-87

* Ohio Valley Conference game

(1) Bluegrass Tournament; Louisville, Ky.

(2) E.A. Diddle's 1,000th game as basketball coach at WKU, making him the first college coach to reach that total at one school.

(3) NCAA Tournament; Lexington, Ky.

(4) NCAA Tournament; Iowa City, Iowa

Leading Scorers

Bobby Rascoe (6-4, Sr., G) — 25.17 ppg

Darel Carrier (6-3, So., G) — 13.7 ppg

Bobby Jackson (6-4, Jr., F) — 13.3 ppg

Jim Dunn (6-5, Jr., F) — 12.3 ppg

Harry Todd (6-8, Sr., C) — 11.8 ppg

Leading Rebounder

Harry Todd (6-8, Sr., C) — 12.5 rpg

1962-63

Record: 5-16

Home: 4-6; Away: 1-10

OVC — 7th

Record: 3-9 (Home: 2-4; Away: 1-5)

Coach: E.A. Diddle

12/1 at David Lipscomb L, 68-75

12/4 Texas Wesleyan W, 101-66

12/7 Southwestern Louisiana W, 79-66



Dwight Smith – 1965-67 All-OVC

12/10	at Middle Tennessee*	L, 82-86
12/15	Bowling Green State	L, 58-83
1/2	at Vanderbilt	L, 69-71
1/5	Eastern Kentucky*	L, 69-79
1/8	at Tennessee Tech*	L, 60-76
1/12	Murray State*	L, 70-73
1/14	Southern Illinois	L, 79-88
1/16	at Morehead State*	L, 71-87

1/30	at Louisville	L, 66-81
2/2	Tennessee Tech*	W, 107-83
2/5	Morehead State*	L, 71-81
2/9	at East Tennessee*	L, 77-82
2/12	Middle Tennessee*	W, 79-71
2/16	at Murray State*	L, 74-87
2/19	at Southern Illinois	L, 73-95
2/23	at Eastern Kentucky*	W, 94-77
2/26	East Tennessee*	L, 79-80
3/2	DePaul	L, 86-88

* Ohio Valley Conference game

Leading Scorers

Darel Carrier (6-2, Jr., G) — 19.2 ppg

Bobby Jackson (6-4, Sr., F) — 18.5 ppg

Jim Dunn (6-5, Sr., F) — 13.1 ppg

Leading Rebounder

Bobby Jackson (6-4, Sr., F) — 9.4 rpg

1963-64

Record: 5-16

Home: 5-7; Away: 0-7; Neutral: 0-2

OVC — 8th

Record: 3-11 (Home: 3-4; Away: 0-7)

Coach: E.A. Diddle

12/7 (1) Vanderbilt L, 60-82

12/14 Middle Tennessee* W, 90-54

12/17 West Texas State L, 83-84

12/27 (2) vs. South Carolina L, 60-75

12/28 (2) vs. Memphis State L, 83-88

1/4 DePaul L, 82-99

1/6 at Eastern Kentucky* L, 65-70

1/14 Tennessee Tech* L, 83-89

1/18 at Murray State* L, 77-86

1/23 Morehead State* W, 80-74

2/5 Austin Peay* L, 69-73

2/7 at Tennessee Tech* L, 83-92 (ot)

2/8 Tampa W, 126-79

2/11 at Morehead State* L, 95-102 (ot)

2/15 East Tennessee* W, 79-68

2/18 at Middle Tennessee* L, 84-93

2/22 Murray State* L, 77-85

2/25 La Salle W, 107-95

2/27 at Austin Peay* L, 75-76

2/29 Eastern Kentucky* L, 69-90

3/3 at East Tennessee* L, 99-102

* Ohio Valley Conference game

(1) First game in E.A. Diddle Arena

(2) Vanderbilt Invitational; Nashville, Tenn.

Leading Scorers

Darel Carrier (6-3, Sr., G) — 26.0 ppg

Ray Keeton (6-6, Jr., F) — 13.5 ppg

Bane Sarrett (6-5, So., F) — 11.3 ppg

Ray Rhorer (6-2, Jr., G) — 10.5 ppg

Leading Rebounder

Ray Keeton (6-6, Jr., F) — 12.6 rpg

1964-65

Record: 18-9



The 1966-67 Hilltoppers ranked 6th nationally in the final Associated Press poll.

History & Records

Home: 10-2; Away: 5-5; Neutral: 3-2

OVC — 2nd

Record: 10-4 (Home: 6-1; Away: 4-3)

NIT

Coach: John Oldham

12/1	Belmont	L, 50-52
12/5	at Bowling Green State	W, 90-77
12/8	at Vanderbilt	L, 79-94
12/12	Chattanooga	W, 94-78
12/15	Carson-Newman	W, 73-54
12/17	Texas Wesleyan	W, 118-87
12/21	(1) vs. Middle Tennessee	W, 100-65
12/22	(1) vs. Eastern Kentucky	W, 82-73
12/23	(1) vs. Murray State	L, 68-77
1/5	Murray State*	W, 71-70 (ot)
1/9	at Tennessee Tech*	W, 87-78
1/11	at East Tennessee*	W, 70-69
1/16	Eastern Kentucky*	L, 70-95
1/18	Morehead State*	W, 93-65
1/23	Union (Tenn.)	W, 94-69
1/30	Middle Tennessee*	W, 134-84
2/1	at Austin Peay*	W, 78-74
2/6	East Tennessee*	W, 96-79
2/8	Tennessee Tech*	W, 92-83
2/13	at Morehead State*	L, 55-66
2/15	at Eastern Kentucky*	L, 69-80
2/18	at Middle Tennessee*	W, 94-83
2/20	at La Salle	L, 77-91
2/22	Austin Peay*	W, 116-77
2/27	at Murray State*	L, 91-103
3/13	(2) vs. Fordham	W, 57-53
3/16	(2) vs. Army	L, 54-58

* Ohio Valley Conference game

(1) OVC Tournament; Louisville, Ky.

(2) NIT; Madison Square Garden; New York, N.Y.

Leading Scorers

Clem Haskins (6-3, So., F) — 23.4 ppg

Steve Cunningham (6-5, Jr., C) — 13.9 ppg

Dwight Smith (6-3, So., G) — 13.1 ppg

Ray Rhorer (6-2, Sr., G) — 12.8 ppg

Leading Rebounders

Dwight Smith (6-3, So., G) — 13.1 rpg

Clem Haskins (6-3, So., F) — 10.9 rpg

1965-66

Record: 25-3

Home: 12-0; Away: 7-2; Neutral: 6-1

OVC Champion

Record: 14-0 (Home: 7-0; Away: 7-0)

OVC Tournament Champion

NCAA Tournament

Final Poll: AP — 10th

Coach: John Oldham

12/2	Parsons	W, 98-77
12/4	La Salle	W, 93-67
12/6	Campbellsville	W, 101-59
12/11	Memphis State	W, 100-61
12/14	Abilene Christian	W, 84-59

12/17	(1) vs. Southern Methodist	W, 82-68
12/18	(1) at Vanderbilt	L, 69-72
12/20	(2) vs. Morehead State	W, 80-55
12/21	(2) vs. Tennessee Tech	W, 78-63
12/21	(2) vs. Eastern Kentucky	W, 83-67
1/8	at Tennessee Tech*	W, 120-92
1/10	East Tennessee*	W, 85-69
1/15	at Eastern Kentucky*	W, 107-88
1/17	at Morehead State*	W, 45-35
1/22	at Dayton	L, 57-77
1/31	at Middle Tennessee*	W, 93-56
2/5	at Murray State*	W, 101-84
2/7	at Austin Peay*	W, 94-67
2/12	at East Tennessee*	W, 96-79
2/14	Tennessee Tech*	W, 85-72
2/19	Morehead State*	W, 73-58
2/21	Eastern Kentucky*	W, 72-67
2/26	Murray State*	W, 71-59
2/28	Middle Tennessee*	W, 81-47
3/3	Austin Peay*	W, 76-63
3/7	(3) vs. Loyola (Ill.)	W, 105-86
3/8	AP Poll — 10th	
3/11	(4) vs. Michigan	L, 79-80
3/12	(4) vs. Dayton	W, 82-68

* Ohio Valley Conference game

(1) Vanderbilt Invitational; Nashville, Tenn.

(2) OVC Tournament; Louisville, Ky.

(3) NCAA Tournament; Kent, Ohio

(4) NCAA Tournament; Iowa City, Iowa

Leading Scorers

Clem Haskins (6-3, Jr., F) — 20.4 ppg

Dwight Smith (6-4, Jr., G) — 16.1 ppg

Steve Cunningham (6-5, Sr., C) — 15.1 ppg

Wayne Chapman (6-6, So., G) — 13.3 ppg

Leading Rebounders

Greg Smith (6-5, So., F) — 10.3 rpg

Clem Haskins (6-3, Jr., F) — 10.0 rpg

1966-67

Record: 23-3

Home: 9-1; Away: 10-1; Neutral: 4-1

OVC Champion

Record: 13-1 (Home: 7-0; Away: 6-1)

OVC Tournament Champion

NCAA Tournament

Final Polls: AP — 6th; UPI — 7th

Coach: John Oldham

Preseason AP Poll — 8th

12/1	Vanderbilt	L, 70-76
12/3	at Memphis State	W, 52-44
12/10	Tampa	W, 123-57
12/15	Pan American	W, 78-64
12/17	at Butler	W, 81-68
12/19	(1) vs. Murray State	W, 94-83
12/20	(1) vs. Morehead State	W, 80-77 (ot)
12/20	(1) vs. East Tennessee	W, 72-59
12/27	(2) vs. Holy Cross	W, 90-84
12/28	(2) at Miami (Fla.)	W, 94-89
1/7	at Tennessee Tech*	W, 91-80
1/9	at East Tennessee*	W, 63-61



Jim McDaniels' career mark of 27.6 points per game is a WKU record.

History & Records

1970-71

Record: 24-6

Home: 11-0; Away: 6-4; Neutral: 7-2

OVC Champion

Record: 12-2 (Home: 7-0; Away: 5-2)

NCAA Midwest Champion

NCAA Final Four — 3rd place

Final Polls: AP — 7th; UPI — 7th

Coach: John Oldham

Captains: Jim McDaniels, Gary Sundmacker

12/3 Old Dominion W, 96-82

12/5 UC Davis W, 88-65

12/8 AP Poll — 13th

12/10 Virginia Commonwealth W, 96-71

12/12 Duquesne W, 69-62

12/15 AP Poll — 11th

12/19 at Butler W, 100-90

12/22 AP Poll — 10th

12/23 (1) vs. Jacksonville W, 97-84

12/26 (2) vs. St. Peter's W, 108-97

12/28 (2) at St. John's W, 86-67

12/29 AP Poll — 5th

12/30 (2) vs. South Carolina L, 84-86

1/2 at East Tennessee* W, 86-83

1/4 at Tennessee Tech* W, 95-82

1/5 AP Poll — 6th

1/9 Eastern Kentucky* W, 83-64

1/11 Morehead State* W, 85-63

1/12 AP Poll — 5th

1/16 at La Salle L, 76-91

1/19 AP Poll — 7th

1/23 at Murray State* L, 71-73

1/25 Austin Peay* W, 117-72

1/26 AP Poll — 7th

1/30 Middle Tennessee* W, 80-66

2/2 AP Poll — 12th

2/6 at Middle Tennessee* W, 87-73

2/8 at Dayton L, 60-63

2/9 AP Poll — 7th

2/13 Tennessee Tech* W, 67-57

2/15 East Tennessee* W, 83-65

2/16 AP Poll — 9th

2/20 at Morehead State* W, 89-70

2/22 at Eastern Kentucky* W, 94-93 (ot)

2/23 AP Poll — 9th

2/27 (3) Murray State* W, 73-59

3/1 at Austin Peay* L, 94-96

3/2 AP Poll — 7th

3/9 AP Poll — 7th

3/13 (4) vs. Jacksonville W, 74-72

3/16 AP Poll — 7th

3/18 (5) vs. Kentucky W, 107-83

3/20 (5) vs. Ohio State W, 81-78 (ot)

3/25 (6) vs. Villanova L, 89-92 (2ot)

3/27 (6) vs. Kansas W, 77-75

* Ohio Valley Conference game

(1) at Freedom Hall; Louisville, Ky.

(2) ECAC Holiday Festival; Madion Square



The 1970-71 Hilltoppers reached the Final Four after defeating Kentucky and Ohio State.

Garden; New York, N.Y.

(3) Largest crowd in E.A. Diddle Arena history — 14,277

(4) NCAA Tournament; South Bend, Ind.

(5) NCAA Tournament; Athens, Ga.

(6) NCAA Final Four; Houston, Texas

Leading Scorers

Jim McDaniels (7-0, Sr., C) — 29.3 ppg

Jerry Dunn (6-5, Jr., F) — 15.4

Jim Rose (6-3, Sr., G) — 15.4 ppg

Leading Rebounders

Jim McDaniels (7-0, Jr., C) — 15.1 rpg

Clarence Glover (6-8, Sr., F) — 10.9 rpg

1971-72

Record: 15-11

Home: 11-2; Away: 4-6; Neutral: 0-3

OVC Co-Champion

Record: 9-5 (Home: 6-1; Away: 3-4)

Coach: Jim Richards

12/1 at Texas Tech L, 87-95

12/2 at Baylor W, 94-84

12/4 Southwestern Louisiana L, 84-105

12/6 Old Dominion W, 86-80

12/11 Virginia Commonwealth W, 85-76

12/16 Butler W, 91-69

12/23 (1) vs. Pennsylvania L, 79-88

12/29 (2) at Maryland L, 68-103

12/30 (2) vs. Harvard L, 89-107

1/13 La Salle W, 103-84

1/15 Tennessee Tech* L, 72-75

1/17 East Tennessee* W, 95-72

1/22 at Morehead State* W, 77-74

1/24 at Eastern Kentucky* L, 78-96

1/29 Austin Peay* W, 106-73

1/31 at Murray State* W, 71-70

2/5 at Middle Tennessee* L, 67-78

2/7 Dayton W, 76-74

2/12 at East Tennessee* L, 70-76

2/14 at Tennessee Tech* L, 71-81

2/19 Eastern Kentucky* W, 93-88

2/21 Morehead State* W, 103-97 (ot)

2/26 Murray State* W, 73-68

2/28 at Austin Peay* W, 83-74

3/4 Middle Tennessee* W, 85-71

3/7 (3) vs. Morehead State L, 79-82

* Ohio Valley Conference game

(1) at Freedom Hall; Louisville, Ky.

(2) Maryland Invitational; College Park, Md.

(3) OVC Playoff; Frankfort, Ky.

Leading Scorers

Jerry Dunn (6-5, Sr., F) — 19.0 ppg

Tony Stroud (6-2, So., G-F) — 10.7 ppg

Jerome Perry (6-4, Sr., F) — 10.4 ppg

Leading Rebounders

Granville Bunton (6-6, Jr., C-F) — 11.5 rpg

Jerry Dunn (6-5, Sr., F) — 10.5 rpg

1972-73

Record: 10-16

Home: 6-5; Away: 2-10; Neutral: 2-1

OVC: 6th

Record: 6-8 (Home: 4-3; Away: 2-5)

Coach: Jim Richards

11/27 Old Dominion W, 133-106

12/1 Texas Tech L, 66-72 (ot)

12/2 Stetson W, 91-83

12/4 West Georgia L, 88-89

12/8 (1) vs. Kent State W, 71-70

12/9 (1) at Vanderbilt L, 88-103

12/13 at Butler L, 82-88 (ot)

12/15 (2) vs. Purdue L, 75-91

12/16 (2) vs. Auburn W, 87-72

1/10 at Providence L, 88-118

History & Records



Former head coach Jim Richards.

1/13	at East Tennessee*	L, 80-99
1/15	at Tennessee Tech*	L, 90-96
1/20	Eastern Kentucky*	L, 63-70
1/22	Morehead State*	L, 69-85
1/27	at Murray State*	L, 80-99
1/29	Austin Peay*	L, 86-92 (ot)
1/31	at La Salle	L, 80-108
2/3	Middle Tennessee*	W, 86-84
2/6	at Dayton	L, 78-85
2/10	Tennessee Tech*	W, 75-67
2/12	East Tennessee*	W, 68-53
2/17	at Morehead State*	L, 93-112
2/19	at Eastern Kentucky*	W, 77-71
2/24	at Austin Peay*	W, 94-92
2/26	Murray State*	W, 67-66
3/3	at Middle Tennessee*	L, 80-92

* Ohio Valley Conference game

(1) Vanderbilt Invitational; Nashville, Tenn.

(2) Trojan Classic; Los Angeles, Calif.

Leading Scorers

Tony Stroud (6-1, Jr., G) — 13.0 ppg

Johnny Britt (6-2, Fr., G) — 12.0 ppg

Granville Bunton (6-6, Sr., C-F) — 10.2 ppg

Leading Rebounder

Granville Bunton (6-6, Sr., C-F) — 12.1 rpg

1973-74

Record: 15-10

Home: 10-3; Away: 5-4; Neutral: 0-3

OVC: 4th

Record: 8-6 (Home: 4-3; Away: 4-3)

Coach: Jim Richards

12/1 Old Dominion W, 88-84

12/3 at Arkansas W, 102-100

12/8	Baylor	W, 97-81
12/10	Providence	W, 89-84
12/13	Butler	W, 104-96
12/21	(1) vs. Florida State	L, 87-107
12/22	(1) vs. La Salle	L, 65-76
12/26	(2) vs. Duke	L, 69-75
12/27	(2) at Jacksonville	L, 79-85
1/9	La Salle	W, 85-84 (ot)
1/12	East Tennessee*	L, 75-88
1/14	Tennessee Tech*	L, 59-60
1/19	at Eastern Kentucky*	W, 64-63
1/21	at Morehead State*	L, 74-93
1/26	Murray State*	W, 79-75 (ot)
1/28	at Austin Peay*	L, 97-98
2/2	at Middle Tennessee*	L, 89-100
2/4	Dayton	W, 87-83
2/9	at Tennessee Tech*	W, 78-77
2/11	at East Tennessee*	W, 85-68
2/16	Morehead State*	L, 84-86
2/18	Eastern Kentucky*	W, 89-74
2/23	Austin Peay*	W, 84-82
2/25	at Murray State*	W, 76-69
3/2	Middle Tennessee*	W, 85-75

* Ohio Valley Conference game

(1) Big Sun Invitational; St. Petersburg, Fla.

(2) Gator Bowl Classic; Jacksonville, Fla.

Leading Scorers

Johnny Britt (6-2, So., G-F) — 18.4 ppg

Chuck Rawlings (6-1, So., G) — 13.2 ppg

Kent Allison (6-6, Jr., F) — 13.1 ppg

Calvin Wade (5-10, Jr., G) — 10.4 ppg

Leading Rebounder

Kent Allison (6-6, Jr., F) — 10.4 rpg

1974-75

Record: 16-8

Home: 9-1; Away: 6-6; Neutral: 1-1

OVC: 2nd

Record: 11-3 (Home: 6-1; Away: 5-2)

Coach: Jim Richards

12/2	James Madison	W, 90-72
12/7	Arkansas	W, 74-63
12/9	Old Dominion	W, 102-87
12/12	at Stetson	L, 66-68
12/14	(1) vs. Purdue	L, 91-114
12/26	(2) at Louisville	L, 81-107
12/27	(2) vs. Purdue	W, 92-80
1/4	at Memphis State	L, 72-79
1/11	at Tennessee Tech*	W, 84-80
1/13	at East Tennessee*	W, 90-89
1/18	Morehead State*	W, 81-76
1/20	Eastern Kentucky*	W, 107-82
1/25	at Austin Peay*	L, 75-78
1/27	Murray State*	W, 93-92
1/29	at La Salle	W, 91-87
2/1	Middle Tennessee*	L, 95-102
2/3	at Dayton	L, 84-86 (ot)
2/8	East Tennessee*	W, 106-83

2/10	Tennessee Tech*	W, 75-69
2/15	at Eastern Kentucky*	W, 84-75
2/17	at Morehead State*	W, 99-86
2/22	at Murray State*	W, 96-91
2/24	Austin Peay*	W, 92-76
3/1	at Middle Tennessee*	L, 86-89

* Ohio Valley Conference game

(1) at Indianapolis, Ind.

(2) Holiday Classic; Louisville, Ky.

Leading Scorers

Johnny Britt (6-2, Jr., F-G) — 18.3 ppg

Mike Odemns (6-5, Sr., F-C) — 17.5 ppg

Wilson James (6-5, Jr., F) — 16.7 ppg

Chuck Rawlings (6-1, Jr., G) — 15.0 ppg

Leading Rebounder

Mike Odemns (6-5, Sr., F-C) — 11.7 rpg

1975-76

Record: 20-9

Home: 14-3; Away: 6-4; Neutral: 0-2

OVC Champion

Record: 11-3 (Home: 6-1; Away: 5-2)

OVC Tournament Champion /

NCAA Tournament

Coach: Jim Richards

11/29	Arkansas-Little Rock	W, 106-78
12/1	Memphis State	W, 87-84
12/8	Old Dominion	W, 84-76
12/20	Troy State	W, 88-72
12/26	at North Carolina State	L, 98-110
12/27	(1) vs. Duke	L, 90-111
12/30	at Butler	W, 76-62
1/5	La Salle	L, 100-104 (ot)
1/8	at Florida State	L, 80-88
1/10	MacMurray	W, 106-52
1/12	at Middle Tennessee*	W, 83-69
1/17	East Tennessee*	W, 82-60
1/19	Tennessee Tech*	W, 88-69
1/24	at Eastern Kentucky*	W, 78-74
1/26	at Morehead State*	L, 71-82
1/31	Murray State*	W, 92-68
2/2	at Austin Peay*	L, 81-91
2/7	Middle Tennessee*	L, 65-71
2/9	Dayton	L, 82-93
2/14	at Tennessee Tech*	W, 105-97
2/16	at East Tennessee*	W, 76-67
2/19	at Murray State*	W, 70-68
2/21	Morehead State*	W, 100-82
2/23	Eastern Kentucky*	W, 89-77
2/28	Austin Peay*	W, 76-75
3/1	(2) East Tennessee	W, 91-74
3/4	(2) Middle Tennessee	W, 88-78
3/5	(2) Morehead State	W, 65-60
3/13	(3) vs. Marquette	L, 60-79

* Ohio Valley Conference game

(1) at Raleigh, N.C.

(2) OVC Tournament; Bowling Green, Ky.

(3) NCAA Tournament; Dayton, Ohio

History & Records

Leading Scorers

Johnny Britt (6-2, So., G-F) — 18.4 ppg
 Chuck Rawlings (6-1, So., G) — 13.2 ppg
 Kent Allison (6-6, Jr., F) — 13.1 ppg
 Calvin Wade (5-10, Jr., G) — 10.4 ppg

Leading Rebounder

Kent Allison (6-6, Jr., F) — 10.4 rpg

1976-77

Record: 10-16

Home: 6-6; Away: 3-9; Neutral: 1-1

OVC: 5th (tie)

Record: 6-8 (Home: 3-4; Away: 3-4)

Coach: Jim Richards

11/27	at Michigan	L, 70-94
11/29	Arkansas-Little Rock	W, 75-73
12/4	at Dayton	L, 69-92
12/6	Delta State	W, 75-72 (ot)
12/8	Evansville	L, 61-78
12/21	at Jacksonville	L, 62-83
12/29	(1) at Rollins	W, 71-61
12/30	(1) vs. Stetson	L, 70-71
1/5	Florida State	L, 63-95
1/8	at Tennessee Tech*	L, 81-88
1/10	at East Tennessee*	L, 61-67
1/15	Morehead State*	L, 65-81
1/17	Eastern Kentucky*	W, 93-82
1/22	at Austin Peay*	L, 76-92
1/24	Murray State*	L, 87-89 (2ot)
1/26	at La Salle	L, 79-83
1/29	Middle Tennessee*	L, 60-67
1/31	Robert Morris	W, 90-70
2/2	at Memphis State	L, 75-97
2/5	East Tennessee*	W, 70-61
2/7	Tennessee Tech*	W, 101-86
2/12	at Morehead State*	L, 74-88
2/14	at Eastern Kentucky*	W, 85-76
2/19	(2) at Murray State*	W, 82-81
2/21	Austin Peay*	L, 59-73
2/26	at Middle Tennessee*	W, 76-74

* Ohio Valley Conference game

(1) Tangerine Bowl Tournament; Winter Park, Fla.

(2) 1,000th victory in WKU history

Leading Scorers

Aaron Bryant (6-7, So., F-C) — 20.9 ppg
 Mike Price (6-5, Fr., G-F) — 14.8 ppg
 James Johnson (6-7, Jr., F-C) — 14.5 ppg
 Bill Scillian (6-4, Sr., G-F) — 10.5 ppg

Leading Rebounder

James Johnson (6-7, Jr., F-C) — 10.0 rpg

1977-78

Record: 16-14

Home: 9-7; Away: 6-5; Neutral: 1-2

OVC: 3rd

Record: 9-5 (Home: 5-2; Away: 4-3)

OVC Tournament Champion /

NCAA Tournament

Coach: Jim Richards

11/26	Michigan	L, 81-87
11/30	at Evansville	W, 82-72
12/3	at Bowling Green State	W, 78-65
12/5	Memphis State	L, 80-86
12/7	Butler	L, 86-90
12/10	Wisconsin-Milwaukee	L, 70-73
12/17	Cal Poly-San Luis Obispo	W, 72-50
12/28	(1) at Maryland	L, 78-91
12/29	(1) vs. St. John's (N.Y.)	L, 63-80
1/4	La Salle	L, 64-78
1/7	at Eastern Kentucky*	L, 79-85 (ot)
1/9	at Morehead State*	W, 97-82
1/11	Jacksonville	W, 96-94 (ot)
1/14	East Tennessee*	W, 98-94 (ot)
1/16	Tennessee Tech*	W, 86-75
1/21	Murray State*	W, 91-75
1/23	at Austin Peay*	W, 91-83
1/25	Dayton	L, 72-80
1/28	at Middle Tennessee*	L, 69-98
2/4	Morehead State*	W, 106-69
2/6	Eastern Kentucky*	L, 74-78 (ot)
2/11	at East Tennessee*	L, 77-80 (3ot)
2/13	at Tennessee Tech*	W, 81-69
2/18	Austin Peay*	L, 64-66
2/20	at Murray State*	W, 100-98 (ot)
2/25	Middle Tennessee*	W, 87-78
3/3	(2) East Tennessee	W, 79-75
3/4	(2) Austin Peay	W, 77-69
3/11	(3) vs. Syracuse	W, 87-86 (ot)
3/16	(4) vs. Michigan State	L, 69-90

* Ohio Valley Conference game

(1) Maryland Invitational; College Park, Md.

(2) OVC Tournament; Bowling Green, Ky.

(3) NCAA Tournament; Knoxville, Tenn.

(4) NCAA Tournament; Dayton, Ohio

Leading Scorers

James Johnson (6-7, Sr., F) — 18.5 ppg
 Darryl Turner (6-2, Jr., G) — 16.4 ppg
 Greg Jackson (6-5, Jr., F) — 14.1 ppg
 Aaron Bryant (6-7, Jr., C-F) — 12.6 ppg
 Mike Prince (6-5, So., G) — 10.1 ppg

Leading Rebounder

James Johnson (6-7, Sr., F-C) — 9.7 rpg

1978-79

Record: 17-11

Home: 11-3; Away: 5-8; Neutral: 1-0

OVC: 2nd (tie)

Record: 7-5 (Home: 5-1; Away: 2-4)

Coach: Gene Keady

11/25	Duke	L, 53-78
11/27	Jacksonville (Ala.) State	W, 71-59
11/30	at Florida State	L, 59-70
12/2	Bowling Green State	W, 70-48
12/4	Mississippi College	W, 56-53
12/9	at Evansville	W, 63-60
12/15	Davidson	W, 103-81

12/18	Illinois State	L, 74-75 (ot)
12/30	at Butler	W, 71-65
1/6	Wisconsin-Milwaukee	W, 89-66
1/10	at La Salle	L, 66-90
1/15	at Tennessee Tech*	L, 68-75
1/17	Morehead State*	W, 78-76
1/20	at Murray State*	L, 65-67
1/22	Austin Peay*	W, 85-61
1/24	at Dayton	W, 78-72
1/27	Middle Tennessee*	W, 72-70 (2ot)
1/29	Eastern Kentucky*	W, 70-65
2/1	CCNY	W, 104-50
2/3	at Morehead State*	L, 81-83
2/5	at Eastern Kentucky*	W, 70-65
2/10	at East Tennessee	L, 64-65
2/12	Tennessee Tech*	W, 80-66
2/17	at Austin Peay*	W, 78-66
2/19	Murray State*	L, 64-66
2/24	at Middle Tennessee*	L, 76-81
3/2	(1) vs. Morehead State	W, 90-85
3/3	(1) at Eastern Kentucky	L, 77-78

* Ohio Valley Conference game

(1) OVC Tournament; Richmond, Ky.

Leading Scorers

Greg Jackson (6-5, Sr., F) — 18.2 ppg
 Rick Wray (6-8, So., C-F) — 10.0 ppg

Leading Rebounder

Greg Jackson (6-5, Sr., F) — 8.8 rpg

1979-80

Record: 21-8

Home: 14-2; Away: 6-6; Neutral: 1-0

OVC Co-Champion

Record: 10-2 (Home: 6-0; Away: 4-2)

OVC Tournament Champion /

NCAA Tournament

Coach: Gene Keady

12/1	Rollins	W, 104-73
12/3	at Illinois State	L, 55-66
12/6	at Duquesne	L, 73-84
12/8	Florida A&M	W, 87-60
12/13	(1) vs. Evansville	W, 75-61
12/14	(1) at Louisville	L, 74-96
12/29	Florida State	L, 65-67
1/3	Butler	W, 66-62
1/5	at Louisiana Tech	W, 63-59
1/7	East Tennessee	W, 71-59
1/10	Akron*	W, 92-58
1/12	Tennessee Tech*	W, 97-72
1/17	Murray State*	W, 68-48
1/19	at Austin Peay*	W, 95-71
1/21	Dayton	W, 71-65
1/24	at Middle Tennessee*	W, 62-58
1/26	at Eastern Kentucky*	L, 82-84
1/31	Morehead State*	W, 86-79
2/2	Eastern Kentucky*	W, 74-62
2/7	at Akron*	W, 70-68
2/9	at Tennessee Tech*	W, 75-56

History & Records

2/11	at Morehead State*	L, 73-76
2/14	Austin Peay*	W, 70-51
2/16	at Murray State*	W, 56-55
2/21	Middle Tennessee*	W, 81-79 (3ot)
2/23	at South Carolina	L, 65-73 (2ot)
2/28	(2) Eastern Kentucky	W, 84-83 (ot)
3/1	(2) Murray State	W, 54-51
3/7	(3) Virginia Tech	L, 85-89 (ot)

* Ohio Valley Conference game

(1) Holiday Classic; Louisville, Ky.

(2) OVC Tournament; Bowling Green, Ky.

(3) NCAA Tournament; Bowling Green, Ky.

Leading Scorers

Craig McCormick (6-10, So., C) — 14.6 ppg

Bill Bryant (6-5, Sr., G-F) — 12.4 ppg

Leading Rebounder

Craig McCormick (6-10, So., C) — 6.7 rpg

1980-81

Record: 21-8

Home: 14-1; Away: 6-5; Neutral: 1-2

OVC Champion

Record: 12-2 (Home: 7-0; Away: 5-2)

OVC Tournament Champion /

NCAA Tournament

Coach: Clem Haskins

11/28	(1) South Carolina	W, 73-69
11/29	(1) Vanderbilt	L, 76-78
12/1	Alabama-Huntsville	W, 83-73
12/4	at Texas Tech	L, 58-68
12/6	at Rice	W, 76-63
12/9	at Dayton	L, 70-74
12/13	Evansville	W, 68-67
12/29	(2) vs. St. Louis	W, 57-54
12/30	(2) vs. Connecticut	L, 58-84
1/3	District of Columbia	W, 86-84 (3ot)
1/5	at Akron*	W, 68-62
1/10	at Tennessee Tech*	W, 65-51
1/15	at Murray State*	L, 57-59 (ot)
1/17	Austin Peay*	W, 70-58
1/22	Middle Tennessee*	W, 67-55
1/24	Morehead State*	W, 75-68
1/29	at Eastern Kentucky*	W, 84-80
1/31	at Morehead State*	W, 77-65
2/5	Akron*	W, 83-61
2/7	Tennessee Tech*	W, 72-59
2/12	at Austin Peay*	W, 62-59
2/14	Murray State*	W, 66-44
2/19	at Middle Tennessee*	L, 54-62
2/21	Eastern Kentucky*	W, 78-62
2/23	Northern Iowa	W, 69-64
2/28	at Louisville	L, 75-90
3/6	(3) Austin Peay	W, 82-71
3/7	(3) Murray State	W, 71-67
3/13	(4) vs. UAB	L, 68-93

* Ohio Valley Conference game

(1) Wendy's Classic; Bowling Green, Ky.

(2) Connecticut Mutual Classic; Hartford, Conn.



Former head coach Clem Haskins.

(3) OVC Tourney; Bowling Green, Ky.
(4) NCAA Tournament; Tuscaloosa, Ala.

Leading Scorers

Tony Wilson (6-7, So., F) — 14.6 ppg

Craig McCormick (6-10, Jr., C) — 14.3 ppg

Mike Reese (6-3, Sr., G) — 11.3 ppg

Leading Rebounder

Craig McCormick (6-10, Jr., C) — 6.9rpg

1981-82

Record: 19-10

Home: 23-3; Away: 6-6; Neutral: 1-1

OVC Co-Champion

Record: 13-3 (Home: 8-0; Away: 5-3)

NIT

Coach: Clem Haskins

11/27	(1) vs. Nevada	L, 70-84
11/28	(1) vs. Oklahoma City	W, 51-49
12/4	(2) New Hampshire	W, 83-52
12/5	(2) Louisville	L, 66-71
12/9	Butler	W, 96-65
12/12	at Evansville	L, 70-73
12/19	Austin Peay*	W, 77-64
12/22	at Georgetown (D.C.)	L, 45-64
12/30	Duquesne	L, 62-63 (ot)
1/3	Murray State*	W, 71-54
1/7	at Morehead State*	L, 57-59
1/10	at Eastern Kentucky*	W, 75-65
1/14	Middle Tennessee*	W, 65-49
1/16	Tennessee Tech*	W, 51-50
1/21	at Akron*	W, 77-68
1/23	at Youngstown State*	W, 68-59
1/25	Dayton	W, 65-57
1/28	at Austin Peay*	W, 48-46

1/30	at Murray State*	L, 60-63
2/4	Eastern Kentucky*	W, 61-34
2/6	Morehead State*	W, 68-53
2/11	at Tennessee Tech*	L, 64-70 (ot)
2/13	at Middle Tennessee*	W, 75-64
2/18	Youngstown State*	W, 63-51
2/20	Akron*	W, 82-68
2/27	at Northern Iowa	W, 75-67
3/5	(3) Morehead State	W, 95-87
3/6	(3) Middle Tennessee	L, 52-54
3/10	(4) at Purdue	L, 65-72

* Ohio Valley Conference game

(1) Sun Met Classic; Fresno, Calif.

(2) Wendy's Classic; Bowling Green, Ky.

(3) OVC Tournament; Bowling Green, Ky.

(4) National Invitation Tournament

Leading Scorers

Craig McCormick (6-10, Sr., C) — 14.3 ppg

Tony Wilson (6-7, Jr., F) — 10.9 ppg

Bobby Jones (5-10, So., G) — 10.9 ppg

Leading Rebounder

Craig McCormick (6-10, Sr., C) — 6.1 rpg

1982-83

Record: 12-16

Home: 8-7; Away: 3-7; Neutral: 1-2

Sun Belt: 7th

Record: 4-10 (Home: 3-4; Away: 1-6)

Coach: Clem Haskins

11/27	Morehead State	W, 66-64
11/29	Rollins	W, 94-63
12/3	(1) Northern Iowa	W, 63-57
12/4	(1) Georgetown (D.C.)	L, 66-70 (ot)
12/6	Evansville	W, 74-61
12/8	at Middle Tennessee	L, 57-65
12/11	at Old Dominion*	L, 66-75
12/18	at Butler	W, 65-63 (ot)
12/21	at Dayton	W, 68-58
12/29	(2) vs. Boston College	W, 74-68
12/30	(2) vs. Georgia	L, 69-90
1/3	La Salle	L, 56-62
1/5	Old Dominion*	L, 59-61
1/9	at UNC Charlotte*	L, 68-74
1/11	at Jacksonville*	W, 66-52
1/22	South Florida*	W, 78-67
1/25	UAB*	L, 66-68
1/29	Jacksonville*	W, 86-79
1/31	at South Alabama*	L, 77-81
2/3	Virginia Commonwealth*	L, 57-70
2/5	at UAB*	L, 56-61
2/6	Virginia Tech	W, 65-62
2/13	South Alabama*	L, 64-65
2/17	at South Florida*	L, 74-77 (ot)
2/19	at Va. Commonwealth*	L, 47-60
2/24	UNC Charlotte*	W, 72-69
2/26	Louisville	L, 62-73
3/4	(3) vs. Va. Commonwealth	L, 55-57

* Sun Belt Conference game

History & Records

- (1) Wendy's Classic; Bowling Green, Ky.
 (2) Cotton States Classic; Atlanta, Ga.
 (3) SBC Tournament; Birmingham, Ala.

Leading Scorers

Tony Wilson (6-7, Sr., F) — 14.6 ppg

Bobby Jones (5-10, Jr., G) — 13.1 ppg

Leading Rebounder

Tony Wilson (6-7, Sr., F) — 6.1 rpg

1983-84

Record: 12-17

Home: 7-7; Away: 4-9; Neutral: 1-1

Sun Belt: 6th

Record: 5-9 (Home: 3-4; Away: 2-5)

Coach: Clem Haskins

11/25	(1) Georgia State	W, 61-39
11/26	(1) Georgia	L, 68-85
11/28	Louisiana Tech	L, 71-73 (2ot)
11/30	Rollins	W, 78-67
12/3	at Cincinnati	W, 71-54
12/19	at Old Dominion*	L, 68-75
12/21	at Georgetown (D.C.)	L, 41-53
12/30	Middle Tennessee	W, 92-61
1/3	Carson-Newman	W, 76-72
1/5	at Evansville	W, 73-62
1/7	at UAB*	L, 56-71
1/11	at Jacksonville*	W, 59-58
1/14	at UNC Charlotte*	W, 47-45
1/17	South Florida*	L, 58-60
1/19	Jacksonville*	L, 74-76 (3ot)
1/21	Va. Commonwealth*	L, 49-52
1/23	at Eastern Kentucky	L, 58-60
1/25	Dayton	L, 68-71
1/28	at South Florida*	L, 54-56
1/31	at Morehead State	L, 65-69
2/4	South Alabama*	L, 65-66
2/9	Old Dominion*	W, 70-67
2/11	at Va. Commonwealth*	L, 67-69
2/16	at South Alabama*	L, 71-73
2/18	UNC Charlotte*	W, 80-76 (ot)
2/22	at Louisville	L, 60-69
2/24	UAB*	W, 89-76
3/2	(2) vs. South Florida	W, 57-53
3/3	(2) vs. Old Dominion	L, 72-78

* Sun Belt Conference game

(1) Wendy's Classic; Bowling Green, Ky.

(2) SBC Tournament; Birmingham, Ala.

Leading Scorers

Bobby Jones (5-10, Sr., G) — 13.7 ppg

Kannard Johnson (6-9, Fr., F) — 12.8 ppg

Leading Rebounder

Gary Carver (6-6, Sr., F) — 6.5 rpg

1984-85

Record: 14-14

Home: 12-3; Away: 1-10; Neutral: 1-1

Sun Belt: 7th

Record: 5-9 (Home: 5-2; Away: 0-7)

Coach: Clem Haskins

11/24	Augusta	W, 93-57
12/1	Livingston (Ala.)	W, 78-38
12/7	(1) St. Francis (Pa.)	W, 83-67
12/8	(1) Louisiana Tech	L, 54-59
12/11	Evansville	W, 88-71
12/14	(2) at Indiana	L, 57-80
12/15	(2) vs. Stetson	W, 70-47
12/23	at Middle Tennessee	W, 60-50
12/29	Morehead State	W, 80-49
1/5	Old Dominion*	W, 73-67
1/8	Jacksonville*	W, 75-64
1/10	Va. Commonwealth*	L, 58-72
1/12	at Old Dominion*	L, 76-84
1/15	at Dayton	L, 51-53
1/17	at South Alabama*	L, 64-77
1/19	UAB*	L, 66-68
1/21	Tennessee State	W, 86-56
1/24	at Jacksonville*	L, 65-69
1/26	at South Florida*	L, 68-73
2/2	UNC Charlotte*	W, 102-67
2/4	at Murray State	L, 67-69
2/6	Eastern Kentucky	W, 66-59
2/9	at UAB*	L, 62-77
2/14	South Florida*	W, 67-61
2/16	South Alabama*	W, 64-61
2/21	at Va. Commonwealth*	L, 62-85
2/23	at UNC Charlotte*	L, 76-77
3/1	(3) vs. UAB	L, 56-64

* Sun Belt Conference game

(1) Wendy's Classic; Bowling Green, Ky.

(2) Indiana Classic; Bloomington, Ind.

(3) SBC Tournament; Hampton, Va.

Leading Scorer

Kannard Johnson (6-9, So., F) — 15.0 ppg

Leading Rebounder

Kannard Johnson (6-9, So., F) — 6.4 rpg

1985-86

Record: 23-8

Home: 15-1; Away: 6-6; Neutral: 2-1

Sun Belt: 2nd

Record: 10-4 (Home: 6-1; Away: 4-3)

NCAA Tournament

Coach: Clem Haskins

11/23	Samford	W, 80-47
11/27	Cincinnati	W, 69-58
12/2	Southern Illinois	W, 77-67
12/6	(1) Chaminade	W, 101-75
12/7	(1) Auburn	W, 71-58
12/9	Middle Tennessee	W, 86-74
12/11	Columbus College	W, 87-61
12/14	at Louisville	L, 70-73
12/21	at Morehead State	W, 75-68
12/28	Old Dominion*	L, 59-62
1/4	at Virginia Tech	L, 71-85
1/6	Murray State	W, 80-58
1/11	at South Florida*	W, 57-45

1/13	at Tennessee State	W, 69-58
1/16	at UAB*	W, 75-72 (ot)
1/20	Va. Commonwealth*	W, 62-60
1/22	Dayton	W, 64-62
1/25	UAB*	W, 81-75
1/30	at UNC Charlotte*	W, 78-67
2/1	South Alabama*	W, 68-52
2/3	Jacksonville*	W, 51-46
2/4	AP Poll — 19th	
2/6	at Old Dominion*	L, 61-74
2/8	UNC Charlotte*	W, 78-68
2/10	at Jacksonville*	L, 65-70
2/13	South Florida*	W, 77-57
2/17	at South Alabama*	W, 53-51
2/22	at Va. Commonwealth*	L, 56-60
2/27	(2) vs. South Florida	W, 57-46
2/28	(2) at UAB	L, 45-57
3/14	(3) vs. Nebraska	W, 67-59
3/16	(3) vs. Kentucky	L, 64-71

* Sun Belt Conference game

(1) Wendy's Classic; Bowling Green, Ky.

(2) SBC Tournament; Birmingham, Ala.

(3) NCAA Tournament; Charlotte, N.C.

Leading Scorers

Billy Gordon (6-1, Sr., G) — 14.1 ppg

Kannard Johnson (6-9, Jr., F) — 12.2 ppg

Tellis Frank (6-10, Jr., F-G) — 10.2 ppg

Leading Rebounder

Clarence Martin (6-8, Jr., C) — 6.7 rpg

1986-87

Record: 29-9

Home: 15-3; Away: 10-5; Neutral: 4-1

Pre-Season NIT (Runner-Up)

Sun Belt Champion

Record: 12-2 (Home: 7-0; Away: 5-2)

NCAA Tournament

Coach: Murray Arnold

11/21	(1) at Notre Dame	W, 80-63
11/24	(2) Texas Christian	W, 96-90
11/28	(3) vs. Memphis State	W, 68-67
11/29	(3) vs. UNLV	L, 95-96 (2ot)
12/2	AP Poll — 14th	
12/2	Kentucky State	W, 90-58
12/5	(4) Mercer	W, 98-67
12/6	(4) Southern California	W, 82-52
12/9	AP Poll — 8th	
12/10	Louisville	L, 58-60
12/11	Central Michigan	L, 65-73
12/13	at Samford	W, 94-57
12/19	Armstrong State	W, 68-48
12/25	(5) vs. Hawaii Pacific	W, 89-74
12/26	(5) at Chaminade	W, 71-70
12/30	Tennessee Tech	W, 102-46
1/3	at Butler	W, 74-73 (ot)
1/7	at Eastern Kentucky	L, 66-68
1/10	UAB*	W, 85-67
1/12	at Va. Commonwealth*	W, 79-70

History & Records

1/14	at Jacksonville*	L, 71-80
1/17	Va. Commonwealth*	W, 90-71
1/19	at South Florida*	W, 61-46
1/24	at Louisiana State	L, 62-67
1/26	at South Alabama*	W, 68-60
1/29	South Florida*	W, 76-59
1/31	UNC Charlotte*	W, 88-69
2/3	Old Dominion*	W, 94-53
2/8	at UNC Charlotte*	W, 74-71 (ot)
2/12	at Old Dominion*	W, 75-59
2/14	South Alabama*	W, 85-70
2/16	Jacksonville*	W, 87-74
2/18	at Southern Illinois	W, 78-58
2/21	at UAB*	L, 73-86
2/26	(6) Old Dominion	W, 60-58
2/27	(6) UNC Charlotte	W, 99-95 (2ot)
2/28	(6) UAB	L, 60-72
3/3	at Dayton	W, 78-72
3/13	(7) vs. West Virginia	W, 64-62
3/15	(7) at Syracuse	L, 86-104

* Sun Belt Conference game

(1) Coca-Cola NIT; South Bend, Ind.

(2) Coca-Cola NIT; Bowling Green, Ky.

(3) Coca-Cola NIT; Final Four, Madison Square Garden; New York, N.Y.

(4) Wendy's Classic; Bowling Green, Ky.

(5) Western Airlines-Chaminade Classic; Honolulu, Hawaii

(6) SBC Tournament; Bowling Green, Ky.

(7) NCAA Tournament; Syracuse, N.Y.

Leading Scorers

Tellis Frank (6-10, Sr., F-G) — 18.0 ppg

Brett McNeal (6-3, So., G) — 15.5 ppg

Kannard Johnson (6-9, Sr., F) — 15.0 ppg

Leading Rebounder

Kannard Johnson (6-9, Sr., F) — 8.2 rpg

1987-88

Record: 15-13

Home: 11-4; Away: 4-8; Neutral: 0-1

Sun Belt: 6th

Record: 6-8 (Home: 5-2; Away: 1-6)

Coach: Murray Arnold

11/27 Kentucky State W, 83-76

12/2 Butler W, 85-68

12/4 (1) Centre W, 74-60

12/5 (1) Austin Peay L, 59-69

12/7 at Central Michigan W, 77-73

12/12 at Tennessee Tech W, 57-52 (ot)

12/19 Alabama State W, 85-64

12/21 Southern Illinois W, 84-73

12/28 at Southern California L, 47-53

1/2 Eastern Kentucky W, 77-70

1/4 at Old Dominion* L, 66-80

1/9 UAB* W, 53-50

1/12 at Murray State W, 50-49

1/16 South Alabama* W, 109-93

1/18 at Louisville L, 71-84



The 1986-87 Hilltoppers were Sun Belt champions and posted 29 wins.

1/23	at Va. Commonwealth*	L, 74-79
1/25	UNC Charlotte*	W, 78-69
1/30	at UAB*	L, 51-72
2/4	at UNC Charlotte*	L, 74-90
2/6	South Florida*	W, 82-61
2/10	Old Dominion*	L, 76-81
2/13	at Jacksonville*	W, 60-58
2/15	at South Florida*	L, 63-71
2/18	Va. Commonwealth*	L, 69-70
2/20	at South Alabama*	L, 80-95
2/24	Dayton	L, 81-82 (ot)
2/27	Jacksonville*	W, 80-79
3/5	(2) vs. Old Dominion	L, 84-86

* Sun Belt Conference game

(1) Wendy's Classic; Bowling Green, Ky.

(2) SBC Tournament; Richmond, Va.

Leading Scorers

Brett McNeal (6-3, Jr., G) — 20.0 ppg

Roland Shelton (6-4, So., G) — 11.3 ppg

Anthony Smith (6-8, So., F) — 11.2 ppg

Fred Tisdale (6-7, Sr., F) — 10.3 ppg

Leading Rebounder

Anthony Smith (6-8, So., F) — 10.4 rpg

1988-89

Record: 14-15

Home: 10-6; Away: 4-8; Neutral: 0-1

Sun Belt: 7th

Record: 4-10 (Home: 3-4; Away: 1-6)

Coach: Murray Arnold

11/25 Western Carolina W, 84-64

11/28 Butler L, 81-91

12/2 (1) Drexel W, 105-81

12/3 (1) Murray State W, 79-75

12/5 at Southern Illinois W, 88-73

12/8	Louisville	L, 69-81
12/10	at Eastern Kentucky	W, 75-63
12/17	Central Michigan	W, 77-62
12/20	Jackson State	W, 84-70
12/22	Prairie View A&M	W, 85-72
1/2	at St. Louis	L, 66-76
1/5	San Diego	W, 64-59
1/8	at South Alabama*	L, 74-87
1/10	at UAB*	L, 60-76
1/14	Jacksonville*	L, 93-98 (2ot)
1/19	at Tulsa	L, 56-64
1/21	Va. Commonwealth*	W, 91-87
1/26	South Florida*	W, 82-61
1/28	at Old Dominion*	L, 64-99
2/2	at South Florida*	W, 63-61
2/4	at Jacksonville*	L, 76-87
2/9	UAB*	L, 70-80
2/13	at UNC Charlotte*	L, 61-70
2/16	South Alabama*	L, 92-96 (ot)
2/18	at Va. Commonwealth*	L, 63-85
2/21	UNC Charlotte*	L, 73-79
2/25	Old Dominion*	W, 92-74
3/4	(2) at UNC Charlotte	W, 65-63 (ot)
3/5	(2) vs. Jacksonville	L, 72-77

* Sun Belt Conference game

(1) WKU Invitational; Bowling Green, Ky.

(2) SBC Tournament; Charlotte, N.C.

Leading Scorers

Brett McNeal (6-3, Sr., G) — 21.4 ppg

Anthony Smith (6-8, Jr., C) — 12.0 ppg

Roland Shelton (6-4, Jr., G) — 11.5 ppg

Leading Rebounder

Anthony Smith (6-8, Jr., C) — 10.1 rpg

History & Records

1990-91

Record: 14-14

Home: 11-2; Away: 2-11; Neutral: 1-1

Sun Belt: 3rd (tie)

Record: 8-6 (Home: 6-1; Away: 2-5)

Coach: Ralph Willard

11/24	at Southern Illinois	L, 80-98
11/28	at Georgia	L, 65-124
12/1	at Murray State	L, 91-97
12/5	Bowling Green State	W, 90-77
12/7	(1) vs. Army	W, 88-64
12/8	(1) at Austin Peay	L, 79-86
12/17	Louisville	L, 79-86
12/21	(2) vs. Kentucky	L, 70-84
12/28	Tennessee Tech	W, 103-97
1/2	at Texas Christian	L, 80-86
1/5	at UAB*	L, 83-92
1/7	Missouri-Kansas City	W, 91-75
1/12	at South Florida*	L, 86-87
1/14	at Jacksonville*	L, 87-91
1/17	Old Dominion*	W, 77-74
1/19	UAB*	W, 96-85
1/26	at Va. Commonwealth*	W, 83-75
1/28	at South Alabama*	L, 78-82
1/30	Eastern Kentucky	W, 83-74
2/4	Jacksonville*	W, 82-81
2/9	UNC Charlotte*	W, 104-97
2/11	Tennessee State	W, 74-56
2/14	at UNC Charlotte*	L, 77-91
2/16	at Old Dominion*	W, 75-66
2/18	South Florida*	W, 72-71
2/21	South Alabama*	L, 91-100
2/23	Va. Commonwealth*	W, 97-80
3/2	(3) vs. Va. Commonwealth	L, 89-100

*Sun Belt Conference game

(1) Acme Boot Classic, Clarksville, Tenn.

(2) at Freedom Hall, Louisville, Ky.

(3) SBC Tourney, Mobile, Ala.

Leading Scorers

Jack Jennings (6-5, Jr., F) — 16.1 ppg

Joe Lightfoot (6-4, Sr., F-G) — 15.1 ppg

Harold Thompkins (6-5, Jr., F) — 12.0 ppg

Darnell Mee (6-3, So., G) — 10.7 ppg

Leading Rebounder

Jack Jennings (6-5, Jr., F) — 8.5 rpg

1991-92

Record: 21-11

Home: 12-2; Away: 6-8; Neutral: 3-1

Sun Belt: 4th

Record: 10-6 (Home: 7-1; Away: 3-5)

NIT

Coach: Ralph Willard

11/27	Southern Illinois	L, 64-73
11/30	Tennessee-Martin	W, 75-61
12/2	Illinois-Chicago	W, 80-78
12/4	at Eastern Kentucky	W, 64-62
12/11	at Bowling Green State	L, 74-81

12/14	Austin Peay	W, 86-67
12/19	Murray State	W, 93-89
12/23	Bethune-Cookman	W, 105-78
12/29	(1) vs. Presbyterian	W, 82-64
12/30	(1) vs. North Carolina St.	W, 84-82
1/8	at Radford	W, 81-78
1/11	at Southwestern Louisiana*	L, 76-79
1/18	at Jacksonville*	L, 85-89 (ot)
1/21	Arkansas State*	W, 80-66
1/23	South Alabama*	L, 72-84
1/24	Arkansas-Little Rock*	W, 72-58
1/30	at New Orleans*	W, 68-67
2/1	Jacksonville*	W, 90-67
2/3	at Louisiana Tech*	L, 79-91
2/5	at South Alabama*	L, 76-90
2/8	Texas Pan-American*	W, 83-81
2/10	at Central Florida*	W, 81-78 (ot)
2/13	Louisiana Tech*	W, 79-78 (ot)
2/15	at Kentucky	L, 83-93
2/20	at Arkansas State*	W, 75-62
2/22	Lamar*	W, 103-88
2/27	at Arkansas-Little Rock*	L, 78-82
2/29	Central Florida*	W, 83-47
3/2	at Va. Commonwealth	W, 77-75
3/6	(2) vs. South Alabama	W, 95-94
3/7	(2) vs. Louisiana Tech	L, 60-74
3/18	(3) at Kansas State	L, 74-85

* Sun Belt Conference game

(1) Aloha Invitation; Honolulu, Hawaii

(2) SBC Tournament; Biloxi, Miss.

(3) National Invitation Tournament

Leading Scorers

Jack Jennings (6-5, Sr., F) — 19.1 ppg

Harold Thompkins (6-5, Sr., F) — 14.6 ppg

Mark Bell (5-8, Jr., G) — 11.8 ppg

Darnell Mee (6-3, Jr., G) — 11.2 ppg

Leading Rebounder

Jack Jennings (6-5, Sr., F) — 6.6 rpg

1992-93

Record: 26-6

Home: 11-2; Away: 10-3; Neutral: 5-1

Sun Belt: 2nd

Record: 14-4 (Home: 7-2; Away: 7-2)

Sun Belt Tourney Champion

NCAA Tournament (Sweet Sixteen)

Final Polls: AP—20th; USA Today—25th

Coach: Ralph Willard

12/2	Jackson State	W, 87-69
12/5	at Tennessee Tech	L, 92-99
12/19	Virginia Commonwealth	W, 84-78
12/21	Eastern Kentucky	W, 77-68
12/30	at Illinois-Chicago	W, 82-71
1/2	Radford	W, 88-58
1/6	at South Alabama*	W, 88-83
1/9	Louisiana Tech*	W, 86-40
1/11	Lamar*	W, 114-89
1/14	Arkansas-Little Rock*	W, 92-56

1/16	at Arkansas State*	W, 86-75
1/21	at Southwestern Louisiana*	L, 83-84
1/24	South Alabama*	L, 98-101
1/27	Texas-Pan American*	W, 105-49
1/31	Southwestern Louisiana*	W, 121-92
2/2	at New Orleans*	L, 80-89
2/6	at Lamar*	W, 95-88
2/8	at Southern Utah	W, 96-73
2/11	Jacksonville*	W, 66-58
2/13	at Texas-Pan American*	W, 98-68
2/16	at Louisville	W, 78-77
2/20	Arkansas State*	W, 67-61
2/22	New Orleans*	L, 67-71
2/25	at Louisiana Tech*	W, 76-54
2/27	at Jacksonville*	W, 101-66
3/1	at Arkansas-Little Rock*	W, 78-71
3/6	(1) vs. Lamar	W, 78-68
3/7	(1) vs. South Alabama	W, 83-73
3/8	(1) vs. New Orleans	W, 72-63
3/15	AP Poll — 20th	
3/18	(2) vs. Memphis State	W, 55-52
3/20	(2) vs. Seton Hall	W, 72-68
3/25	(3) vs. Florida State	L, 78-81 (ot)

* Sun Belt Conference game

(1) SBC Tournament; Biloxi, Miss.

(2) NCAA Tournament; Orlando, Fla.

(3) NCAA Tournament; Charlotte, N.C.

Leading Scorers

Darnell Mee (6-5, Sr., G) — 18.9 ppg

Mark Bell (5-8, Sr., G) — 16.8 ppg

Leading Rebounder

Darius Hall (6-7, So., F) — 6.1 rpg

1993-94

Record: 20-11

Home: 12-4; Away: 7-5; Neutral: 1-2

Sun Belt Champion

Record: 14-4 (Home: 7-2; Away: 7-2)

NCAA Tournament

Coach: Ralph Willard

11/17	(1) at North Carolina	L, 87-101
12/8	North Florida	W, 129-91
12/11	Ball State	W, 84-72
12/18	at South Alabama*	W, 81-71
12/22	at Louisville	L, 73-78 (ot)
12/27	(2) vs. Princeton	W, 59-45
12/28	(2) vs. Indiana	L, 55-65
1/3	at UAB	L, 51-62
1/6	South Alabama*	L, 83-87
1/8	Arkansas State*	W, 65-55
1/10	Arkansas-Little Rock*	W, 83-78
1/13	at New Orleans*	L, 74-79
1/15	at Jacksonville*	W, 83-65
1/22	at Texas-Pan American*	L, 77-83
1/24	Southwestern Louisiana*	W, 91-87
1/29	Lamar*	W, 97-68
2/1	Oral Roberts	W, 87-55
2/5	at Southwestern Louisiana*	W, 78-62

History & Records

2/10	at Louisiana Tech*	W, 91-49
2/12	Jacksonville*	L, 77-84
2/15	Kansas State	L, 68-71 (ot)
2/17	at Arkansas-Little Rock*	W, 66-62
2/19	at Arkansas State*	W, 73-51
2/24	at Lamar*	W, 85-83
2/26	New Orleans*	W, 61-52
2/28	Louisiana Tech*	W, 70-47
3/2	Texas-Pan American*	W, 71-60
3/5	(3) Arkansas-Little Rock	W, 72-69
3/6	(3) Jacksonville	W, 83-72
3/8	(3) Southwestern Louisiana	L, 72-78
3/17	(4) vs. Texas	L, 77-91

* Sun Belt Conference game

- (1) Preseason NIT; Chapel Hill, N.C.
 (2) Hoosier Classic, Indianapolis, Ind.
 (3) SBC Tournament; Bowling Green, Ky.
 (4) NCAA Tournament; Wichita, Kan.

Leading Scorers

Chris Robinson (6-5, So., F) — 14.7 ppg
 Michael Fraliex (6-1, So., G) — 12.7 ppg
 Cypheus Bunton (6-6, Sr., F) — 10.4 ppg

Leading Rebounder

Cypheus Bunton (6-6, Sr., F) — 6.6 rpg

1994-95

Record: 27-4

Home: 12-0; Away: 12-3; Neutral: 3-1

Sun Belt Champion

Record: 17-1 (Home: 9-0; Away: 8-1)

SBC Tournament Champion

NCAA Tournament

Final Polls: AP—21st

Coach: Matt Kilcullen

12/3	at Jacksonville*	L, 88-100 (2ot)
12/6	at Ball State	W, 84-77
12/10	Belmont	W, 113-79
12/17	at Massachusetts	L, 72-91
12/21	at Eastern Kentucky	W, 82-77
12/28	Alabama-Birmingham	W, 78-54
1/5	Arkansas State*	W, 88-68
1/7	Southwestern Louisiana*	W, 83-74
1/11	at South Alabama*	W, 85-64
1/13	at New Orleans*	W, 81-57
1/16	Lamar*	W, 95-61
1/19	at Louisiana Tech*	W, 68-49
1/21	at Southwestern Louisiana*	W, 87-82
1/26	Jacksonville*	W, 76-72
1/28	at Lamar*	W, 77-68
2/2	at Texas-Pan American*	W, 83-67
2/4	at Tulsa	L, 68-70
2/9	Texas-Pan American*	W, 65-48
2/11	Louisiana Tech*	W, 63-50
2/13	New Orleans*	W, 67-59
2/16	at Arkansas-Little Rock*	W, 70-68
2/18	South Alabama*	W, 93-78
2/20	at Oral Roberts	W, 83-71
2/23	Arkansas-Little Rock*	W, 81-50

2/25	Tennessee State	W, 86-80
2/27	at Arkansas State*	W, 92-75
3/4	(1) vs. SW Louisiana	W, 87-72
3/5	(1) vs. Texas-Pan American	W, 64-61
3/7	AP Poll — 23rd	
3/7	(1) at Arkansas-Little Rock	W, 82-79
3/13	AP Poll — 21st	
3/16	(2) vs. Michigan	W, 82-76 (ot)
3/18	(2) vs. Kansas	L, 70-75

* Sun Belt Conference game

(1) SBC Tournament; Little Rock, Ark.

(2) NCAA Tournament; Dayton, Ohio

Leading Scorers

Chris Robinson (6-5, Jr., F-G) — 17.0 ppg
 Darrin Horn (6-4, Sr., G) — 12.9 ppg
 Michael Fraliex (6-1, Fr., G) — 12.2 ppg
 Deon Jackson (6-6, Sr., F) — 10.4 ppg
 Darius Hall (6-7, Sr., C-F) — 10.0 ppg

Leading Rebounder

Darius Hall (6-7, Sr., C-F) — 7.3 rpg

1995-96

Record: 13-14

Home: 9-3; Away: 3-9; Neutral: 1-2

Sun Belt: t-3rd

Record: 10-8 (Home: 8-1; Away: 2-7)

Coach: Matt Kilcullen

Captains: Michael Fraliex, Chris Robinson

11/24	(1) vs. Va. Commonwealth	L, 65-83
11/25	(1) at American-Puerto Rico	L, 85-86
11/26	(1) vs. La Salle	W, 71-63
12/4	Tulsa	L, 65-73
12/6	Butler	W, 56-50
12/9	at UAB	W, 77-65
12/19	at DePaul	L, 69-84
12/23	Wisconsin-Green Bay	L, 56-59 (ot)
12/31	New Orleans*	W, 94-80
1/4	at Arkansas State*	L, 68-80
1/6	Arkansas-Little Rock*	L, 76-84
1/11	Jacksonville*	L, 85-87
1/14	South Alabama*	W, 75-64
1/18	at Texas-Pan American*	W, 68-50
1/21	Arkansas-Little Rock*	W, 83-65
1/27	Louisiana Tech*	W, 59-57
2/1	at New Orleans*	L, 82-90
2/3	at Jacksonville*	L, 78-92
2/5	Arkansas State*	W, 91-64
2/8	at Lamar*	W, 92-73
2/10	at Southwestern Louisiana*	L, 85-95
2/15	Texas-Pan American*	W, 63-51
2/18	Southwestern Louisiana*	W, 85-78
2/20	Lamar*	W, 90-69
2/22	at Louisiana Tech*	L, 66-72
2/24	at South Alabama*	L, 78-92
3/2	(2) vs. SW Louisiana	L, 94-98

* Sun Belt Conference game

(1) San Juan Shootout; San Juan, P.R.

(2) SBC Tournament; Little Rock, Ark.

Leading Scorers

Chris Robinson (6-5, Sr., F-G) — 16.8 ppg
 Tony Lovan (6-6, Jr., F) — 13.3 ppg
 Pop Thornton (6-7, Sr., F) — 12.4 ppg
 Michael Fraliex (6-1, Sr., G) — 12.2 ppg

Leading Rebounder

Tony Lovan (6-6, Jr., F) — 8.3 rpg

1996-97

Record: 12-15

Home: 7-5; Away: 5-9; Neutral: 0-1


Sun Belt: t-6th

Record: 9-9 (Home: 4-5; Away: 5-4)

Coach: Matt Kilcullen

Captains: Brad Divine, Tony Lovan

11/23	at Xavier	L, 73-98
11/29	Tennessee-Martin	W, 73-56
12/2	Belmont	W, 69-44
12/4	Duquesne	W, 89-82
12/7	at Wisconsin-Green Bay	L, 53-56
12/21	at Jacksonville*	W, 91-73
12/23	Texas-Pan American*	W, 82-58
12/28	(1) vs. Cincinnati	L, 57-81
1/2	at Lamar*	L, 80-98
1/5	at Butler	L, 73-75
1/9	at New Orleans*	L, 45-78
1/11	at Southwestern Louisiana*	W, 86-80



Chris Robinson – leading scorer 1994-96

History & Records

1/16	Lamar*	L, 70-77
1/18	South Alabama*	L, 66-68
1/20	at Texas-Pan American*	W, 66-56
1/25	New Orleans*	L, 66-70
1/27	at Arkansas-Little Rock*	W, 71-62
1/30	Jacksonville*	W, 97-87
2/1	at Louisiana Tech*	W, 68-61
2/4	at Clemson	L, 55-69
2/6	Arkansas State*	W, 68-53
2/9	Arkansas-Little Rock*	L, 77-80
2/11	Southwestern Louisiana*	W, 80-78
2/13	at Arkansas State*	L, 63-72
2/15	Louisiana Tech*	L, 61-94
2/22	at South Alabama*	L, 59-83
3/1	(2) at Arkansas-Little Rock	L, 62-68

* Sun Belt Conference game

(1) Rock-n-Roll Classic; Cleveland, Ohio

(2) SBC Tournament; Little Rock, Ark.

Leading Scorers

Tony Lovan (6-6, Sr, F) — 15.0 ppg

Brad Divine (6-0, Sr, G) — 13.2 ppg

Steven Bides (6-4, Jr, F) — 10.7 ppg

Leading Rebounders

Tony Lovan (6-6, Sr, F) — 5.8 rpg

Steven Bides (6-4, Jr, F) — 5.8 rpg

1997-98

Record: 10-19

Home: 6-8; Away: 3-10; Neutral: 1-1

Sun Belt: 8th

Record: 6-12 (Home: 4-5; Away 2-7)

Coach: Matt Kilcullen

Captain: Steven Bides

11/19	(1) at Kansas	L, 62-75
11/29	at Mississippi Valley	W, 81-76
12/3	Butler	W, 69-59
12/6	Xavier	L, 60-93
12/8	at Duquesne	L, 64-74
12/18	Mississippi Valley	W, 75-66
12/21	Murray State	L, 75-86
12/27	at Lamar*	L, 57-58
12/30	Clemson	L, 52-71
1/3	Southwestern Louisiana*	L, 61-66
1/5	Louisiana Tech*	W, 69-67
1/8	at New Orleans*	W, 70-61
1/10	at South Alabama*	L, 48-68
1/15	at Arkansas State*	L, 67-76
1/18	Arkansas-Little Rock*	L, 76-77 (ot)
1/22	Jacksonville*	L, 70-75
1/24	Arkansas State*	L, 49-71
1/26	at Tennessee-Martin	L, 67-70
1/29	at Louisiana Tech*	W, 49-46
1/31	New Orleans*	W, 75-55
2/5	at Texas-Pan American*	L, 87-88
2/7	at Southwestern Louisiana*	L, 76-91
2/12	at Jacksonville*	L, 64-67
2/15	Texas-Pan American*	W, 88-85
2/19	at Arkansas-Little Rock*	L, 61-70

2/21	South Alabama*	L, 50-55
2/23	Lamar*	W, 71-53
2/27	(2) vs. Jacksonville	W, 75-70 (ot)
2/28	(2) vs. South Alabama	L, 47-61

* Sun Belt Conference game

(1) Preseason NIT; Lawrence, Kan.

(2) SBC Tournament; Lafayette, La.

Note: Ron Brown & Al Seibert served as co-coaches last six games.

Leading Scorer

Steven Bides (6-4, Sr., F) — 14.1 ppg

Leading Rebounder

Ravon Farris (6-8, Jr., F) — 6.9 rpg

1998-99

Record: 13-16

Home: 6-5; Away: 4-9; Neutral: 3-2

Sun Belt: t-3rd

Record: 7-7 (Home: 4-3; Away: 3-4)

Coach: Dennis Felton

Captain: Kyle Chapman

11/14	at Evansville	L, 65-70
11/18	at Va. Commonwealth	L, 61-63
11/22	at Louisville	L, 78-99
11/25	Akron	L, 61-63
11/30	Belmont	W, 67-64
12/3	(1) vs. Middle Tennessee	W, 51-45
12/5	at UAB	L, 72-87
12/8	at Butler	L, 58-69
12/19	at Murray State	L, 57-69
12/23	Southern Illinois	W, 78-69
12/29	(2) at Oklahoma	L, 62-72 (ot)
12/30	(2) vs Cal Poly	W, 93-88 (2ot)
1/4	at South Alabama*	W, 75-61
1/9	New Orleans*	W, 65-44
1/12	at Florida International*	W, 71-66
1/16	Southwestern Louisiana*	L, 62-66
1/21	Arkansas State*	W, 65-57
1/28	at Arkansas-Little Rock*	W, 62-54
1/30	at Arkansas State*	L, 63-70
2/2	Florida International*	L, 53-57
2/4	Louisiana Tech*	L, 54-63
2/6	at Southwestern Louisiana*	L, 50-66
2/10	Arkansas-Little Rock*	W, 56-52
2/13	at Louisiana Tech*	L, 71-87
2/18	at New Orleans*	L, 58-74
2/20	South Alabama*	W, 50-48
2/27	(3) at SW Louisiana	W, 80-73
2/28	(3) vs. Louisiana Tech	W, 76-66
3/2	(3) vs. Arkansas State	L, 48-65

* Sun Belt Conference game

(1) at Nashville (Tenn.) Arena

(2) All-College Tournament; Oklahoma City, Okla.

(3) SBC Tournament; Lafayette, La.

Leading Scorer

Joe Harney (6-4, Sr., G) — 10.2 ppg

Leading Rebounder

Ravon Farris (6-8, Sr., C) — 5.1 rpg

1999-2000

Record: 11-18

Home: 8-3; Away: 2-12; Neutral: 1-3

Sun Belt: 5th

Record: 8-8 (Home: 6-2; Away: 2-6)

Coach: Dennis Felton

Captain: Lee Lampley

11/20	at Southern Illinois	L, 67-82
11/23	Evansville	L, 47-52
11/27	at St. Joseph's (Pa.)	L, 55-81
11/30	at Akron	L, 62-75
12/4	at Mississippi State	L, 69-81
12/7	Murray State	W, 92-70
12/11	Virginia Commonwealth	W, 75-58
12/18	at Vanderbilt	L, 77-101
12/29	(1) vs. Austin Peay	L, 68-72
12/30	(1) vs. Drexel	L, 61-66
1/8	at Florida International*	L, 63-93
1/13	at Arkansas-Little Rock*	W, 76-71
1/15	at Arkansas State*	L, 70-77
1/18	at Belmont	L, 52-80
1/22	South Alabama*	W, 92-88
1/24	Denver*	W, 83-71
1/27	Louisiana Tech*	L, 65-68
1/29	Louisiana-Lafayette*	L, 77-86
1/31	at New Orleans*	W, 62-60 (ot)
2/9	at South Alabama*	L, 53-60
2/12	Florida International*	W, 73-65
2/17	at Louisiana-Lafayette*	L, 64-72
2/19	at Louisiana Tech*	L, 66-72
2/21	New Orleans*	W, 76-63
2/24	Arkansas State*	W, 84-72
2/26	Arkansas-Little Rock*	W, 77-51
2/28	at Denver*	L, 52-55
3/5	(2) vs. Fla. International	W, 79-60
3/6	(2) vs. South Alabama	L, 61-64

* Sun Belt Conference game

(1) Oneida Classic; Green Bay, Wis.

(2) SBC Tournament; Little Rock, Ark.

Leading Scorers

Lee Lampley (6-6, Sr, F) — 14.1 ppg

Chris Marcus (7-1, So, C) — 11.9 ppg

Leading Rebounder

Chris Marcus (7-1, So, C) — 9.5 rpg

2000-01

Record: 24-7

Home: 13-2; Away: 9-4; Neutral: 2-1

SBC Champion (East Division)

Record: 14-2 (Home: 8-0; Away: 6-2)

SBC Tournament Champion /

NCAA Tournament

Coach: Dennis Felton

Captains: Nashon McPherson,

Tremain Rowles, David Boyden

11/18 at Evansville W, 61-59

11/21 Union (Ky.) W, 75-45

11/25 Tennessee State W, 90-66

History & Records

11/28	(1) Vanderbilt	L, 66-70
12/2	at New Mexico	L, 57-75
12/5	at Murray State	L, 81-83
12/9	at Louisville	W, 68-65
12/16	Akron	W, 73-58
12/18	Savannah State	W, 103-60
12/21	St. Joseph's (Pa.)	L, 68-74
12/28	at New Orleans*	W, 68-63
12/31	at Denver*	W, 80-61
1/3	Asbury (Ky.)	W, 81-29
1/6	Louisiana-Lafayette*	W, 79-62
1/10	at South Alabama*	L, 66-74 (ot)
1/13	Arkansas-Little Rock*	W, 59-49
1/16	New Mexico State*	W, 72-61
1/18	Louisiana Tech*	W, 55-47
1/25	Arkansas State*	W, 79-61
1/27	at Florida International*	W, 55-46
2/1	at Middle Tennessee*	W, 71-63
2/3	North Texas*	W, 107-63
2/10	at Louisiana Tech*	L, 72-73 (ot)
2/15	Florida International*	W, 69-49
2/17	at Arkansas-Little Rock*	W, 86-73
2/22	at Arkansas State*	W, 100-60
2/24	Middle Tennessee*	W, 92-51
3/3	(2) vs. Fla. International	W, 68-51
3/5	(2) vs. Louisiana-Lafayette	W, 82-75
3/6	(2) at South Alabama	W, 64-54
3/16	(3) vs. Florida	L, 56-69

* Sun Belt Conference game

(1) Area Bank Classic; Bowling Green, Ky.

(2) SBC Tournament; Mobile, Ala.

(3) NCAA Tournament; New Orleans, La.

Leading Scorers

Chris Marcus (7-1, Jr., C) — 16.7 ppg

Nashon McPherson (6-4, Sr., G) — 10.4 ppg

Leading Rebounder

Chris Marcus (7-1, Jr., C) — 12.1

*Marcus led the Nation in Rebounding

2001-02

Record: 28-4

Home: 14-0; Away: 10-3; Neutral: 4-1

Sun Belt Champion (East Division)

Record: 13-1 (Home: 7-0; Away: 6-1)

SBC Tournament Champion /

NCAA Tournament

Coach: Dennis Felton

Captain: Derek Robinson

11/15	(1) at Kentucky	W, 64-52
11/16	(1) vs. George Washington	W, 73-48
11/20	(2) Evansville	W, 90-64
11/24	Murray State	W, 101-77
11/27	at Creighton	L, 91-94 (2ot)
12/2	at Vanderbilt	L, 75-80
12/5	at Akron	W, 78-68
12/8	at Austin Peay	W, 77-75
12/15	West Alabama	W, 103-40
12/19	Creighton	W, 95-61

12/22	at Southern Mississippi	W, 74-50
12/28	at New Orleans*	W, 90-76
12/30	at South Alabama*	L, 58-61
1/2	at Florida International*	W, 65-54
1/5	Austin Peay	W, 75-73
1/10	Louisiana-Lafayette*	W, 63-62
1/13	New Mexico State*	W, 83-67
1/16	at Middle Tennessee*	W, 55-45
1/19	at Denver*	W, 86-59
1/24	Arkansas-Little Rock*	W, 95-85
1/27	Arkansas State*	W, 45-42
1/31	Florida International*	W, 66-64
2/3	Morris Brown	W, 92-53
2/7	at Arkansas-Little Rock*	W, 83-79 (ot)
2/9	at Arkansas State*	W, 50-46
2/16	North Texas*	W, 100-76
2/19	Kentucky State	W, 100-63
2/23	Middle Tennessee*	W, 65-61
3/2	(3) vs. North Texas	W, 82-68
3/4	(3) vs. New Mexico State	W, 73-72
3/5	(3) vs. Louisiana-Lafayette	W, 76-70
3/14	(4) vs. Stanford	L, 68-84

* Sun Belt Conference game

(1) NABC Classic; Lexington, Ky.

(2) BB&T Classic, Bowling Green, Ky.

(3) SBC Tournament; New Orleans, La.

(4) NCAA Tournament; St. Louis, Mo.

Leading Scorers

Chris Marcus (7-1, Sr., C) — 15.9 ppg

David Boyden (6-8, Jr., F) — 11.3 ppg

Patrick Sparks (6-1, Fr., G) — 10.7 ppg

Derek Robinson (6-1, Sr., G) — 10.4 ppg

Leading Rebounder

Chris Marcus (7-1, Sr., C) — 8.9 rpg

2002-03

Record: 24-9

Home: 16-0; Away: 5-7; Neutral: 3-2

Sun Belt Champion (East Division)

Record: 12-2 (Home: 7-0; Away: 5-2)


SBC Tournament Champion /

NCAA Tournament

Coach: Dennis Felton

Captain: David Boyden

11/23	at Arizona	L, 68-107
11/26	(1) Va. Commonwealth	W, 80-73 (ot)
12/1	(2) vs. Auburn	W, 89-70
12/3	at Evansville	L, 76-81 (ot)
12/7	at Murray State	L, 72-83
12/15	Illinois State	W, 63-43
12/18	Southern Mississippi	W, 64-54
12/20	St. Francis (Pa.)	W, 80-45
12/23	at Pacific	L, 57-70
12/28	(3) vs. Chicago State	W, 63-56
12/29	(3) vs. Butler	L, 60-63
12/30	(3) vs. Tennessee Tech	W, 74-51
1/4	at Middle Tennessee*	L, 65-69
1/9	at Arkansas-Little Rock*	W, 74-66



The Hilltoppers won their third straight Sun Belt championship in 2003.

1/11	at Arkansas State*	W, 77-69
1/16	New Orleans*	W, 78-59
1/18	South Alabama*	W, 85-69
1/25	at New Mexico State*	L, 82-92
1/30	Florida International*	W, 63-43
2/1	at Detroit	L, 65-86
2/3	Kentucky State	W, 104-70
2/5	Denver*	W, 81-77
2/8	at North Texas*	W, 85-70
2/13	Arkansas-Little Rock*	W, 70-51
2/15	Arkansas State*	W, 69-63
2/19	at Florida International*	W, 71-58
2/22	(4) Ball State	W, 84-79
2/26	at Louisiana-Lafayette*	W, 69-66
3/1	Middle Tennessee*	W, 89-75
3/8	(5) Florida International	W, 71-60
3/10	(5) New Mexico State	W, 78-59
3/11	(5) Middle Tennessee	W, 64-52
3/20	(6) vs. Illinois	L, 60-65

* Sun Belt Conference game

(1) BB&T Classic, Bowling Green, Ky.

(2) at Gaylord Entertainment Center; Nashville, Tenn.

(3) Outrigger Hotels Rainbow Classic;

Honolulu, Hawaii

(4) ESPN Bracket Buster Saturday

(5) SBC Tournament; Bowling Green, Ky.

(6) NCAA Tournament; Indianapolis, Ind.

Leading Scorers

Patrick Sparks (6-1, So., G) — 13.3 ppg

David Boyden (6-8, Sr., F) — 12.4 ppg

Mike Wells (6-3, Sr., G) — 10.8 ppg

Nate Williams (6-8, Sr., F) — 10.1 ppg

Leading Rebounder

David Boyden (6-8, Sr., F) — 5.3 rpg

History & Records

2003-04

Record: 15-12

Home: 10-4; Away: 5-8; Neutral: 0-1

Sun Belt: t-2nd East

Record: 8-6 (Home: 6-1; Away: 2-5)

Coach: Darrin Horn

11/21	at Auburn	L, 64-86
11/25	at Virginia Commonwealth	L, 67-72
11/29	(1) Mississippi State	L, 75-81
12/4	(2) vs. Louisville	L, 63-93
12/7	Murray State	L, 95-100 (2ot)
12/13	Austin Peay	W, 75-59
12/16	at Illinois State	L, 65-66 (ot)
12/20	Evansville	W, 92-82
12/23	at Ball State	W, 78-69
12/30	at Fordham	W, 94-70
1/3	Kentucky State	W, 107-52
1/7	at Arkansas State*	L, 76-79
1/10	at South Alabama*	L, 66-72
1/15	Arkansas-Little Rock*	W, 86-71
1/17	Arkansas State*	W, 74-66
1/22	at New Orleans*	L, 64-78
1/24	New Mexico State*	W, 73-58
1/29	Louisiana-Lafayette*	L, 102-110#
1/31	at Florida International*	W, 55-42
2/5	Middle Tennessee*	W, 70-66
2/8	West Virginia Tech	W, 96-48
2/12	at Denver*	W, 78-65
2/14	North Texas*	W, 80-78
2/19	at Arkansas-Little Rock*	L, 60-68
2/21	at Marshall	W, 87-66
2/26	at Middle Tennessee*	L, 59-73
2/28	Florida International*	W, 74-43
3/7	(3) Middle Tennessee	L, 62-76

* Sun Belt Conference game

vacated due to NCAA sanctions against ULL

(1) BB&T Classic; Bowling Green, Ky.

(2) at Gaylord Entertainment Center; Nashville, Tenn.

(3) SBC Tournament; Bowling Green, Ky.

Leading Scorers

Nigel Dixon (6-11, Sr., C) — 15.9 ppg

Mike Wells (6-3, Sr., G) — 15.8 ppg

Anthony Winchester (6-4, So., G) — 14.1 ppg

Antonio Haynes (6-0, Jr., G) — 11.9 ppg

Leading Rebounder

Nigel Dixon (6-11, Sr., C) — 10.3 rpg

2004-05

Record: 22-8

Home: 15-1; Away: 6-7; Neutral: 1-1

Sun Belt: 2nd East

Record: 9-5 (Home: 6-1; Away: 3-4)

NIT

Coach: Darrin Horn

11/19	(1) Tennessee State	W, 76-73 (ot)
11/23	at Georgia	W, 71-61
11/27	Montana	W, 72-46

12/1	Southeast Missouri	W, 74-53
12/4	at Murray State	W, 82-72
12/8	Eastern Kentucky	W, 75-63
12/11	at Evansville	L, 62-68
12/18	Marshall	W, 70-54
12/22	Kentucky State	W, 89-73
12/28	at Austin Peay	W, 87-80
1/1	Fordham	W, 80-59
1/5	at Virginia	L, 79-80 (2ot)
1/13	at Arkansas-Little Rock*	L, 66-69
1/15	at Arkansas State*	L, 90-94
1/20	New Orleans*	W, 81-69
1/22	South Alabama*	W, 79-76 (ot)
1/27	at Louisiana-Lafayette*	L, 76-91#
1/29	at New Mexico State*	W, 77-75
2/3	at Middle Tennessee*	W, 61-56
2/5	Arkansas State*	W, 76-72
2/7	Florida International*	W, 83-67
2/10	Denver*	W, 84-79
2/12	at North Texas*	W, 93-92
2/17	Arkansas-Little Rock*	L, 53-55
2/19	Bradley	W, 75-60
2/24	Middle Tennessee*	W, 85-83 (ot)
2/26	at Florida International*	L, 77-79
3/6	(2) vs. New Orleans	W, 78-67
3/7	(2) vs. Denver	L, 68-77
3/16	(3) Kent State	W, 88-80 (ot)
3/19	(3) at Wichita State	L, 81-84

* Sun Belt Conference game

vacated due to NCAA sanctions against ULL

(1) BB&T Classic; Bowling Green, Ky.

(2) SBC Tournament; Denton, Texas

(3) National Invitation Tournament

Leading Scorers

Anthony Winchester (6-4, Jr., G) — 18.2 ppg

Courtney Lee (6-5, Fr., G/F) — 14.9 ppg

Antonio Haynes (6-0, Sr., G) — 13.9 ppg

Leading Rebounder

Anthony Winchester (6-4, Jr., G) — 7.2 ppg

2005-06

Record: 23-8

Home: 13-2; Away: 7-5; Neutral: 3-1

Sun Belt Champion (East Division)

Record: 12-2 (Home: 7-0; Away: 5-2)

NIT

Coach: Darrin Horn

11/18	Austin Peay	W, 83-54
11/22	IUPUI	W, 89-75
11/26	Georgia	L, 65-69
11/29	at UAB	W, 92-76
12/3	at Eastern Kentucky	W, 97-89
12/6	(1) Evansville	W, 84-77
12/10	Pacific	L, 75-91
12/14	at Bradley	L, 76-78
12/19	(2) vs. Central Florida	W, 73-68
12/21	(2) at Arizona	L, 81-86 (ot)
12/29	Kentucky State	W, 87-71



Mike Wells – 2004 Sun Belt
Player of the Year

1/2	Virginia	W, 78-68
1/5	at Arkansas State*	W, 72-70
1/7	Middle Tennessee*	W, 80-48
1/12	Arkansas-Little Rock*	W, 74-70
1/14	Arkansas State*	W, 87-63
1/19	at Troy*	L, 49-76
1/21	at South Alabama*	W, 74-73
1/26	Louisiana-Lafayette*	W, 94-81
1/28	New Orleans*	W, 72-57
1/31	at Florida International*	W, 66-61
2/9	at Denver*	W, 71-70
2/11	North Texas*	W, 97-71
2/16	at Arkansas-Little Rock*	W, 74-73
2/18	(3) Northern Arizona	W, 79-58
2/23	at Middle Tennessee*	L, 74-80
2/25	Florida International*	W, 80-65
3/5	(4) vs. New Orleans	W, 80-61
3/6	(4) vs. UL-Lafayette	W, 80-72
3/7	(4) vs. South Alabama	L, 70-95
3/15	(5) at South Carolina	L, 55-74

* Sun Belt Conference game

(1) BB&T Classic; Bowling Green, Ky.

(2) Fiesta Bowl Classic; Tucson, Ariz.

(3) BracketBusters presented by eBay; Bowling Green, Ky.

(4) SBC Tournament; Murfreesboro, Tenn.

(5) National Invitation Tournament

Leading Scorers

Anthony Winchester (6-4, Sr., G) — 18.6 ppg

Courtney Lee (6-5, So., G/F) — 17.4 ppg

Leading Rebounder

Courtney Lee (6-5, So., G/F) — 6.3 rpg

History & Records

2006-07

Record: 22-11

Home: 12-3; Away: 8-6; Neutral: 2-2

Sun Belt: 2nd East

Record: 12-6 (Home: 7-2; Away: 5-4)

Coach: Darrin Horn

11/11	at Kennesaw State	W, 96-55
11/14	at Georgia	W, 70-67
11/19	(1) Tennessee State	W, 87-69
11/21	(1) Towson	W, 95-72
11/24	(1) vs. #1 Florida	L, 68-101
11/25	(1) vs. Ball State	W, 76-66
11/28	(2) UAB	W, 69-54
12/2	Eastern Kentucky	W, 78-55
12/6	at Montana	W, 81-65
12/9	Southern Illinois	L, 70-75
12/16	at Tennessee	L, 79-93
12/19	North Texas*	L, 85-86
12/22	South Alabama*	W, 73-51
12/28	at Middle Tennessee*	W, 73-64
12/30	at Florida Atlantic*	W, 93-83
1/3	Troy*	W, 82-78 (ot)
1/6	at Nebraska	L, 71-82
1/11	at Florida International*	W, 86-74
1/13	Louisiana-Lafayette*	W, 82-72
1/17	at UALR*	L, 69-71
1/21	New Orleans*	W, 73-70
1/25	at Arkansas State*	L, 75-76
1/27	at Denver*	W, 77-67
1/31	Louisiana-Monroe*	W, 103-96
2/3	at North Texas*	L, 70-74
2/8	at South Alabama*	L, 71-73 (ot)
2/10	Middle Tennessee*	W, 65-53
2/14	Florida Atlantic*	L, 73-78
2/17	at Troy*	W, 75-74

2/20 Kentucky Wesleyan W, 74-67

2/24 Florida International* W, 82-64

3/4 (3) vs. Florida Atlantic W, 86-81

3/5 (3) vs. Arkansas State L, 73-80

* Sun Belt Conference game

(1) Findlay Toyota Las Vegas Invitational

(2) BB&T Classic; Bowling Green, Ky.

(3) SBC Tournament; Lafayette, La.

Leading Scorers

Courtney Lee (6-5, Jr., G/F) — 17.3 ppg

Tyrone Brazleton (5-11, Jr., G) — 12.8 ppg

Leading Rebounder

Jeremy Evans (6-9, Fr., F) — 5.7 rpg

2007-08

Record: 29-7

Home: 13-1; Away: 10-3; Neutral: 6-3

Sun Belt: t-1st East

Record: 16-2 (Home: 8-1; Away: 8-1)

Coach: Darrin Horn

11/9	Kennesaw State	W, 96-61
11/13	Kentucky Wesleyan	W, 88-67
11/17	(1) Murray State	W, 87-63
11/22	(2) vs. #14 Gonzaga	L, 71-74
11/23	(2) at Alaska Anchorage	W, 71-67
11/24	(2) vs. Michigan	W, 73-69
12/1	at Northern Arizona	L, 61-64
12/5	Nebraska	W, 69-62 (ot)
12/8	at Eastern Kentucky	W, 77-60
12/15	(3) vs. #11 Tennessee	L, 82-88
12/18	North Carolina Central	W, 84-53
12/22	at Southern Illinois	L, 78-88
12/29	at Troy*	W, 94-90
1/2	Middle Tennessee*	W, 62-51
1/5	at South Alabama*	L, 61-65

1/10 at Louisiana-Monroe* W, 71-44

1/12 Florida International* W, 76-60

1/16 Florida Atlantic* W, 80-62

1/19 at Louisiana-Lafayette* W, 69-66

1/23 at New Orleans* W, 73-55

1/27 Arkansas State* W, 77-68

1/31 UALR* W, 71-47

2/2 Denver* W, 78-64

2/7 at North Texas* W, 94-84

2/13 Troy* W, 92-57

2/16 at Middle Tennessee* W, 71-66

2/21 South Alabama* L, 64-69

2/23 Louisiana-Monroe* W, 86-75

2/27 at Florida International* W, 69-54

3/1 at Florida Atlantic* W, 88-78

3/9 (4) vs. North Texas W, 84-70

3/10 (4) vs. UALR W, 70-55

3/11 (4) vs. Middle Tennessee W, 67-57

3/21 (5) vs. Drake W, 101-99 (ot)

3/23 (5) vs. San Diego W, 72-63

3/27 (6) vs. UCLA L, 78-88

4/8 ESPN/USA Today Poll — 22nd

* Sun Belt Conference game

(1) BB&T Classic, Bowling Green, Ky.

(2) Carrs/Safeway Great Alaska Shootout;

Anchorage, Alaska

(3) Sun Belt Classic, Nashville, Tenn.

(4) SBC Tournament; Mobile, Ala.

(5) NCAA Tournament, Tampa, Fla.

(6) NCAA Tournament, Phoenix, Ariz.

Leading Scorers

Courtney Lee (6-5, Jr., G/F) — 17.3 ppg

Tyrone Brazleton (5-11, Jr., G) — 12.8 ppg

Leading Rebounder

Jeremy Evans (6-9, Fr., F) — 5.7 rpg

WKU IN INVITATIONAL TOURNAMENTS

All-Time Record: (60-51, 54.1%)

Acme Boot Showdown (Clarksville, Tenn.) — runner-up, 1990

All-College Tournament (Oklahoma City) — quarterfinalist, 1953; 3rd, 1998

All-Sports Classic (Dallas) — champion, 1968

Big Sun Invitational (St. Petersburg, Fla.) — 4th, 1973

Bluegrass Tournament (Louisville) — runner-up, 1960; 4th, 1961

Cable Car Classic (San Francisco) — runner-up, 1968

Carrs/Safeway Great Alaska Shootout (Anchorage, Alaska) — 4th, 2007

Chaminade Aloha Classic (Honolulu) — champion, 1991

Connecticut Mutual Classic (Hartford) — runner-up, 1980

Cotton States Classic (Atlanta) — runner-up, 1982

Fiesta Bowl Classic (Tucson, Ariz) — runner-up, 2005

Findlay Toyota Las Vegas Invitational — 3rd, 2006

Gator Bowl Classic (Jacksonville, Fla.) — 4th, 1973

Holiday Classic (Louisville) — 3rd, 1974; runner-up, 1979

Hoosier Classic (Indianapolis) — runner-up, 1984

Kentucky Invitational (Louisville) — champion, 1953; 3rd, 1954; runner-up, 1955

ECAC Holiday Festival (New York City) — runner-up, 1970

Maryland Invitational (College Park) — 4th, 1971; 4th, 1977

Jayhawk Classic (Lawrence, Kan.) — runner-up, 1969

NABC Classic (Lexington, Ky.) — champion, 2001

National Campus Tournament (Peoria, Ill.) — quarterfinalist, 1951

OVC Holiday Tournament (Louisville) — runner-up, 1964; champion, 1965-66

OVC Preseason Tournament (Nashville) — semifinalist, 1967

Oneida Classic (Green Bay, Wis.) — 4th, 1999

Orange Bowl Tournament (Miami) — 3rd, 1956

Rainbow Classic (Honolulu) — 3rd, 2002

San Juan Shootout (Puerto Rico) — 7th, 1989; 7th, 1995

Tangerine Bowl Tournament (Orlando, Fla.) — runner-up, 1976

Trojan Invitational (Los Angeles) — 3rd, 1972

Sugar Bowl Tournament (New Orleans) — champion, 1959; 3rd, 1960; 4th, 1968

Sun Met Classic (Fresno, Calif.) — 3rd, 1981

Vanderbilt Invitational (Nashville) — 4th, 1963; runner-up, 1966; runner-up, 1972

Western Airlines-Chaminade Classic (Honolulu) — champion, 1986

Western Kentucky Invitational/Wendy's Classic (Bowling Green) — runner-up, 1980-84;

champion, 1985-86; runner-up, 1987; champion, 1988; runner-up, 1989

History & Records

WKU All-Time Series Records

School	W-L	Pct.	First Met	Last Met
Abilene Christian	2-0	1.000	12/3/60	12/14/65
Akron	8-2	.800	1/10/80	12/5/01
Alabama	0-2	.000	12/3/55	11/24/89
UAB	10-18	.357	3/13/81	11/28/06
Alabama-Huntsville	1-0	1.000	12/1/80	12/1/80
Alabama State	2-0	1.000	1/7/36	12/19/87
Alaska Anchorage	1-0	1.000	11/23/07	11/23/07
American-Puerto Rico	1-1	.500	11/26/89	11/25/95
Arizona	0-2	.000	11/23/02	12/21/05
Arkansas	2-4	.333	3/26/36	12/7/74
UALR	28-10	.737	11/29/75	3/10/08
Arkansas State	24-11	.686	1/29/48	1/27/08
Armstrong State	1-0	1.000	12/19/86	12/19/86
Army	2-1	.667	2/7/59	12/7/90
Asbury (Ky.)	1-0	1.000	1/3/01	1/3/01
Auburn	3-1	.750	12/16/72	11/21/03
Augusta	1-0	1.000	11/24/84	11/24/84
Austin Peay	37-14	.725	12/8/41	11/18/05
Baldwin-Wallace	1-0	1.000	2/11/49	2/11/49
Ball State	5-0	1.000	12/11/93	11/25/06
Baylor	2-0	1.000	12/2/71	12/8/73
Belmont	4-2	.667	11/25/53	1/18/00
Bemis	1-1	.500	1/4/27	1/5/27
Berea	24-8	.750	1/20/23	1/8/49
Bethel (Ky.)	13-2	.867	1914-15	2/8/28
Bethel (Tenn.)	1-0	1.000	2/7/23	2/7/23
Bethune-Cookman	1-0	1.000	12/23/91	12/23/91
Birmingham Southern	2-0	1.000	1/28/32	1/8/34
Boston College	1-0	1.000	12/29/82	12/29/82
Bowling Green	20-9	.690	12/9/44	12/11/91
Bradley	1-6	.143	2/10/37	12/14/05
Brigham Young	3-0	1.000	1/6/47	12/30/54
Brooklyn	1-1	.500	12/25/43	12/25/45
Bryson **	1-0	1.000	1/27/22	2/13/24
Butler	16-8	.667	3/17/62	12/29/02
California	1-0	1.000	12/29/67	12/29/67
California-Davis	1-0	1.000	12/5/70	12/5/70
UCLA	0-1	.000	3/27/08	3/27/08
California-Riverside	1-0	1.000	12/8/69	12/8/69
Cal Poly	2-0	1.000	12/17/77	12/30/98
Campbellsville	3-0	1.000	12/12/42	12/6/65
Canisius	5-1	.833	1/1/44	12/26/49
Canterbury	1-0	1.000	12/5/47	12/5/47
Carson-Newman	2-0	1.000	12/15/64	1/3/84
Centenary	1-1	.500	3/2/33	3/4/35
Central Florida	3-0	1.000	2/10/92	12/19/05
Central Michigan	2-1	.667	12/11/86	12/17/88
Central Missouri	1-0	1.000	12/17/51	12/17/51
Centre	14-4	.778	1/17/23	12/4/87
Chaminade	2-0	1.000	12/6/85	12/26/86
Charleston	1-0	1.000	3/1/35	3/1/35
Charlotte	13-8	.619	1/9/83	2/14/91
Chattanooga	3-2	.600	1/14/29	12/12/64
Chicago State	2-0	1.000	1/24/90	12/28/02

WKU MILESTONES

First win — 38-21 vs. Bethel (Ky.) in the first WKU game (1914-15)
 100th win — 37-25 vs. Birmingham Southern, 1/28/32
 500th win — 89-45 vs. Kentucky Wesleyan, 12/5/49
 1,000th win — 82-81 vs. Murray State, 2/19/77
 1,500th win — 76-72 vs. Arkansas State, 2/5/05

First game — at WKU 38, Bethel (Ky.) 21, 1914-15
 500th game — WKU 52, at LaSalle 44, 2/6/43
 1,000th game — at WKU 74, Lamar 71, 12/6/60
 2,000th game — New Orleans 70, at WKU 66, 1/25/97

First Sun Belt Conference game — at Old Dominion 75, WKU 66, 12/11/82
 First SBC win — WKU 66, at Jacksonville 52, 1/11/83
 First SBC Tournament game — Virginia Commonwealth 57, WKU 55, 3/14/83
 First SBC Tournament win — WKU 57, South Florida 53, 3/2/84
 First SBC regular-season title — 1986-87 (12-2)
 First SBC Tournament title — 1993 (WKU 72, New Orleans 63, 3/8)

First Kentucky Intercollegiate Athletic Conference title — 1932
 First Southern Intercollegiate Athletic Association title — 1934
 First Ohio Valley Conference title — 1948-49 (8-2)

Cincinnati	12-6	.667	1/4/35	12/28/96
The Citadel	0-1	.000	3/3/27	3/3/27
CCNY	3-0	1.000	3/19/42	2/1/79
Clemson	0-2	.000	2/4/97	12/30/97
Colorado State	1-0	1.000	12/16/54	12/16/54
Columbus College	1-0	1.000	12/11/85	12/11/85
Connecticut	0-1	.000	12/30/80	12/30/80
Cornell	0-1	.000	12/30/45	12/30/45
Creighton	2-1	.667	3/23/42	12/19/01
Culver-Stockton	1-0	1.000	12/9/39	12/9/39
Cumberland (Ky.)***	5-1	.833	2/10/16	1/11/41
Davidson	1-0	1.000	12/15/78	12/15/78
Dayton	14-14	.500	2/4/53	2/24/88
Delta State	6-0	1.000	3/5/38	12/6/76
Denver	9-3	.750	12/27/57	2/2/08
DePaul	5-10	.333	2/13/43	12/19/95
Detroit	1-2	.333	2/14/25	2/1/03
District of Columbia	1-0	1.000	1/3/81	1/3/81
Drake	1-0	1.000	3/21/08	3/21/08
Drexel	1-1	.500	12/2/88	12/30/99
Duke	0-4	.000	12/30/68	11/25/78
Duquesne	2-7	.222	3/23/40	12/8/97
East Tennessee	36-11	.766	12/10/57	1/7/80
Eastern Kentucky	111-43	.721	1914-15	12/8/07
Eastern Michigan	1-0	1.000	12/1/69	12/1/69
Emporia State	1-0	1.000	12/9/48	12/9/48
Erskine	2-0	1.000	3/1/33	3/5/34
Evansville	39-19	.672	1/29/27	12/6/05
Florida	0-2	.000	3/16/01	11/24/06
Florida A&M	1-0	1.000	12/8/79	12/8/79

History & Records

Florida Atlantic	4-1	.800	12/30/06	3/1/08	Loyola (Ill.)	1-0	1.000	3/7/65	3/7/65
Florida International	20-3	.870	1/12/99	2/27/08	Loyola (La.)	2-0	1.000	1/24/53	2/9/53
Florida State	0-6	.000	12/21/73	3/25/93	MacMurray	1-0	1.000	1/10/76	1/10/76
Fordham	3-1	.750	3/22/43	1/1/05	Marquette	0-1	.000	3/13/76	3/13/76
George Washington	1-0	1.000	11/16/01	11/16/01	Marshall	11-4	.733	1/15/44	12/18/04
Georgetown (D.C.)	1-4	.200	1/23/47	12/21/83	Maryland	0-2	.000	12/29/71	12/28/77
Georgetown (Ky.)	12-8	.600	1/16/24	12/5/50	Maryville	1-0	1.000	1/10/48	1/10/48
Georgia	2-5	.286	12/30/82	11/14/06	Massachusetts	0-1	.000	12/17/94	12/17/94
Georgia State	1-0	1.000	11/25/83	11/25/83	McKendree	2-0	1.000	12/15/37	12/15/37
Gonzaga	0-1	.000	11/22/07	11/22/07	Memphis	9-8	.529	1/2/34	3/18/93
Gustavus Adolphus	4-0	1.000	12/4/53	12/3/56	Mercer	1-0	1.000	12/5/86	12/5/86
Hardin-Simmons	1-0	1.000	12/16/57	12/16/57	Miami (Fla.)	13-1	.929	3/8/47	12/28/66
Harvard	0-1	.000	12/30/71	12/30/71	Miami (Ohio)	2-0	1.000	11/23/45	12/18/45
Havana	1-0	1.000	1/15/47	1/15/47	Michigan	2-3	.400	3/11/66	11/24/08
Hawaii	1-0	1.000	3/1/47	3/1/47	Michigan State	1-1	.500	12/14/68	3/16/78
Hawaii Pacific	1-0	1.000	12/25/86	12/25/86	Middle Tennessee**	89-30	.748	1914-15	3/11/08
High Point	1-0	1.000	12/16/50	12/16/50	Midwestern	1-0	1.000	1/12/56	1/12/56
Holy Cross	1-1	.500	3/11/54	12/27/66	Millsaps	1-1	.500	3/5/35	1/30/39
Houston	1-1	.500	12/28/53	12/31/68	Mississippi College	4-1	.800	1/30/32	12/4/78
Idaho	0-1	.000	12/29/52	12/29/52	Mississippi State	2-2	.500	1/22/41	11/29/03
Illinois	0-2	.000	12/12/59	3/20/03	Mississippi Valley State	3-0	1.000	12/1/89	12/18/97
Illinois-Chicago	2-0	1.000	12/2/91	12/30/92	Missouri-Kansas City	1-0	1.000	1/7/91	1/7/91
Illinois College	1-0	1.000	12/11/37	12/11/37	Montana	2-0	1.000	11/27/04	12/6/06
Illinois State	1-3	.250	12/18/78	12/16/03	Morehead State	72-31	.699	2/23/34	12/21/85
Illinois Wesleyan	1-0	1.000	1/3/42	1/3/42	Morris Brown	1-0	1.000	2/3/02	2/3/02
Indiana	1-2	.333	12/28/67	12/28/93	Morton-Elliott	1-0	1.000	2/2/24	2/2/24
Indiana State	3-1	.750	1/20/41	2/16/42	Murray State	96-49	.662	1/25/32	11/17/07
IUPUI	1-0	1.000	11/22/05	11/22/05	Nebraska	3-1	.750	12/31/46	12/5/07
Jackson State	2-0	1.000	12/20/88	12/2/92	Nevada	0-1	.000	11/27/81	11/27/81
Jacksonville (Fla.)	23-18	.561	3/7/70	2/27/98	Nevada-Las Vegas	0-1	.000	11/29/86	11/29/86
Jacksonville (Ala.) State	2-0	1.000	3/4/39	11/27/78	New Hampshire	1-0	1.000	12/4/81	12/4/81
James Madison	1-0	1.000	12/2/74	12/2/74	New Mexico	0-1	.000	12/2/00	12/2/00
Kansas	1-3	.250	12/20/69	11/19/97	New Mexico State	9-1	.900	12/10/56	1/29/05
Kansas State	0-3	.000	1/2/90	2/15/94	New Orleans	20-8	.714	1/30/92	1/23/08
Kennesaw State	2-0	1.000	11/11/06	11/9/07	Newberry	1-0	1.000	3/2/27	3/2/27
Kent State	4-0	1.000	2/29/60	3/16/05	Niagara	1-2	.333	3/11/50	12/26/57
Kentucky	2-3	.400	3/18/71	11/15/01	North Carolina	0-1	.000	11/17/93	11/17/93
Kentucky State	7-0	1.000	12/2/86	12/29/05	North Carolina Central	1-0	1.000	12/18/07	12/18/07
Kentucky Wesleyan	25-9	.735	2/5/22	11/13/07	North Carolina State	1-1	.500	12/26/75	12/30/91
La Salle	16-14	.533	2/6/43	11/26/95	North Dakota	1-0	1.000	2/10/48	2/10/48
Lamar	12-3	.800	12/6/60	2/23/98	North Florida	1-0	1.000	12/8/93	12/8/93
Le Moyne	0-1	.000	12/11/54	12/11/54	North Texas	9-2	.818	2/3/01	3/9/08
Lindsey Wilson	1-0	1.000	12/12/42	12/12/42	Northern Arizona	1-1	.500	2/18/06	12/1/08
Lipscomb	1-1	.500	1/6/36	12/1/62	Northern Iowa	3-0	1.000	2/23/81	12/3/82
Long Island	2-2	.500	1/20/48	12/28/50	Northwestern (La.) State	3-0	1.000	3/6/47	12/12/61
Louisiana-Lafayette	22-12	.647	1/5/34	1/19/08	Notre Dame	1-0	1.000	11/21/86	11/21/86
Louisiana-Monroe	3-0	1.000	1/31/07	2/23/08	Ohio	3-1	.750	1/2/41	3/12/60
Louisiana College	5-0	1.000	3/1/32	11/30/68	Ohio State	1-2	.333	3/11/60	3/20/71
Louisiana Normal	6-1	.857	2/26/31	3/7/41	Oklahoma	0-1	.000	12/29/98	12/29/98
Louisiana State	0-1	.000	1/24/87	1/24/87	Oklahoma City	3-4	.429	2/16/55	11/28/81
Louisiana Tech	15-13	.534	3/1/28	2/10/01	Old Dominion	15-12	.556	12/3/70	2/16/91
Louisville	38-33	.535	1/20/26	12/4/03	Oral Roberts	2-0	1.000	2/1/94	2/20/95
					Pacific	1-2	.333	12/23/54	12/10/05
					Parsons	1-0	1.000	12/2/65	12/2/65

History & Records

Peabody**	1-2	.333	1/23/22	1/31/25	Texas-Pan American	14-2	.875	1/5/29	2/15/98
Pennsylvania	0-1	.000	12/23/71	12/23/71	Texas Christian	1-1	.500	11/24/86	1/2/91
Penn State	1-0	1.000	12/31/52	12/31/52	Texas Tech	0-3	.000	12/1/71	12/4/80
Pittsburgh	0-1	.000	12/28/56	12/28/56	Texas Wesleyan	2-0	1.000	12/4/62	12/17/64
Prairie View A&M	1-0	1.000	12/22/88	12/22/88	Toledo	0-1	.000	12/12/68	12/12/68
Presbyterian	2-0	1.000	3/3/39	12/29/91	Towson	1-0	1.000	11/21/06	11/21/06
Princeton	1-0	1.000	12/27/93	12/27/93	Transylvania	9-0	1.000	2/7/30	2/25/39
Providence	1-1	.500	1/10/72	12/10/73	Troy	5-1	.833	12/20/75	2/13/08
Purdue	1-3	.250	12/15/72	3/10/82	Tulane	3-0	1.000	12/28/57	12/30/60
					Tulsa	1-4	.200	12/30/52	12/4/95
Radford	2-0	1.000	1/8/92	1/2/93	Union (Ky.)	12-1	.923	1/23/23	11/21/00
Regis	1-0	1.000	1/29/54	1/29/54	Union (Tenn.)	12-0	1.000	2/22/23	12/5/68
Rice	1-0	1.000	12/6/80	12/6/80	Utah State	2-0	1.000	12/27/47	12/12/60
Robert Morris	1-0	1.000	1/31/77	1/31/77					
Rollins	4-0	1.000	12/29/76	11/30/83	Vanderbilt	10-13	.435	1914-15	12/2/01
					Villanova	0-1	.000	3/18/71	3/18/71
St. Ambrose	1-0	1.000	12/16/39	12/16/39	Virginia	1-1	.500	1/5/05	1/2/06
St. Bonaventure	3-4	.429	1/31/43	12/15/61	Virginia Commonwealth	15-15	.500	12/4/69	11/25/03
St. Francis (N.Y.)	1-0	1.000	12/17/53	12/17/53	Virginia Tech	1-2	.333	3/7/80	1/4/86
St. Francis (Pa.)	5-0	1.000	12/9/67	12/20/02					
St. John's	2-2	.500	1/21/47	12/29/77	Washington & Lee	3-1	.750	12/22/39	12/18/48
St. Joseph's (Pa.)	5-2	.714	12/27/45	12/21/00	West Alabama	2-0	1.000	12/1/84	12/15/01
St. Louis	1-3	.250	3/15/48	12/20/89	West Georgia	0-1	.000	12/4/72	12/4/72
St. Mary's	1-0	1.000	2/25/22	2/25/22	West Texas State	1-1	.500	12/12/50	12/17/63
St. Peter's	1-0	1.000	12/26/70	12/26/70	West Virginia	1-2	.333	3/25/42	3/13/87
Samford (Howard)	7-0	1.000	2/25/31	12/13/86	West Virginia Tech	1-0	1.000	2/8/04	2/8/04
San Diego	2-1	.667	1/5/89	3/23/08	Western Carolina	2-0	1.000	12/4/42	11/25/88
San Francisco	2-0	1.000	12/19/56	12/15/67	Wichita State	3-1	.750	12/13/41	3/19/05
Santa Clara	0-1	.000	12/16/67	12/16/67	Wisconsin	0-1	.000	11/25/89	11/25/89
Savannah State	1-0	1.000	12/18/00	12/18/00	Wisconsin-Green Bay	0-2	.000	12/23/95	12/7/96
Seton Hall	3-6	.333	1/3/52	3/20/93	Wisconsin-Milwaukee	1-1	.500	12/10/77	1/6/79
Sewanee	1-0	1.000	1/9/37	1/9/37	Wofford	1-0	1.000	3/1/40	3/1/40
South Alabama	22-30	.423	1/31/83	2/21/08					
South Carolina	1-4	.200	12/27/63	3/15/06	Xavier (Ohio)	13-12	.520	1/2/40	12/6/97
South Florida	12-8	.600	1/22/83	2/18/91	Youngstown State	2-0	1.000	1/23/82	2/18/82
South Georgia Teachers	1-0	1.000	1/8/36	1/8/36					
Southeast Missouri	6-0	1.000	1/3/38	12/1/04					
Southeastern Louisiana	5-0	1.000	11/30/50	12/2/68					
Southern Baptist Sem.	2-0	1.000	12/13/44	11/17/45					
Southern California	1-1	.500	12/6/86	12/28/87					
Southern Illinois	9-10	.474	12/18/39	12/22/07					
Southern Methodist	2-0	1.000	12/17/65	12/7/68					
Southern Mississippi	3-0	1.000	12/8/58	12/18/02					
Southern Presbyterian	2-0	1.000	1/13/22	1/27/23					
Southern Utah	1-0	1.000	2/8/93	2/8/93					
Southwestern	0-1	.000	2/9/28	2/9/28					
Stanford	1-1	.500	12/29/56	3/14/02					
Stetson	6-2	.750	1/10/36	12/15/84					
Syracuse	1-1	.500	3/11/78	3/15/87					
Tampa	12-0	1.000	1/9/36	12/10/66					
Temple	0-1	.000	12/28/43	12/28/43					
Tennessee	0-2	.000	12/16/06	12/15/07					
Tennessee-Martin	2-1	.667	11/30/91	1/26/98					
Tennessee State	7-0	1.000	1/21/85	11/19/06					
Tennessee Tech*	81-20	.802	2/10/22	12/30/02					
Texas	0-2	.000	12/16/61	3/17/94					
Texas-El Paso	1-0	1.000	12/19/69	12/19/69					

2007-08 opponents in bold

* No Record — 1 Game / ** No Record — 2 Games

*** No Record — 3 Games

Charlotte — formerly UNC Charlotte

Louisiana-Lafayette — formerly Southwestern Louisiana

Memphis — formerly Memphis State and West Tennessee

Samford — formerly Howard (Alabama)

West Alabama — formerly Livingston



History & Records

WKU Basketball In The Pros

Forest "Frosty" Able ('56)

Syracuse Nationals (drafted 1956, active 1956-57)

Kareem Abdul-Jabbar ('99)

Los Angeles Stars (signee 2004)

Walker Banks ('70)

Pittsburgh Condors (signee 1970, active 1970-71); New York Knicks (drafted 1970 — 9th round, 17th pick; 153rd overall)

Johnny Britt ('76)

Cleveland Cavaliers (drafted 1976 — 7th round, 16th pick; 120th overall)

Bill Bryant ('80)

Philadelphia 76ers (signee 1980 — 4th round, 16th pick; 85th overall)

Cypheus Bunton ('94)

Roanoke Dazzle (active 2002-03)

Darel Carrier ('64)

St. Louis Hawks (drafted 1964 — 9th round, 4th pick; 76th overall); Kentucky Colonels (active 1967-72); Memphis Sounds (active 1971-72)

Gary Carver ('84)

Indiana Pacers (drafted 1984 — 10th round, 1st pick; 213th overall)

Buddy Cate ('50)

Philadelphia Warriors (drafted 1950 — team's 3rd pick)

Wayne Chapman ('68)

Kentucky Colonels (drafted 1968 — 1st round; active 1968-70); Denver Rockets (active 1970-71); Indiana Pacers (active 1970-72); Philadelphia 76ers (drafted 1967 — 16th round, 4th pick; 156th overall); Baltimore Bullets (drafted 1968 — 9th round, 4th pick; 110th overall)

Ralph Crosthwaite ('59)

Detroit Pistons (drafted 1958 — 4th round, 3rd pick; 27th overall); Boston Celtics (drafted 1959 — 3rd round, 8th pick; 24th overall)

Steve Cunningham ('66)

Cincinnati Royals (drafted 1966 — 6th round, 6th pick; 56th overall)

Bob Daniels ('57)

Cincinnati Royals (drafted 1957 — 8th round, 1st pick; 56th overall)

Nigel Dixon ('04)

Orlando Magic (signee 2004); Detroit Pistons (signee 2004); Denver Nuggets (signee 2005); Fayetteville Patriots (drafted 2005 — 1st round, 2nd pick; active 2005-06); Sioux Falls Skyforce (signee 2007)

Jerry Dunn ('72)

Kentucky Colonels (drafted 1972); Seattle SuperSonics (drafted 1972 — 7th round, 10th pick; 107th overall)



Courtney Lee was selected in the first round of the 2008 NBA Draft by the Orlando Magic.

Tellis Frank ('87)

Golden State Warriors (drafted 1987 — 1st round, 14th pick; active 1987-90); Miami Heat (active 1989-90); Minnesota Timberwolves (active 1994-95); Cleveland Cavaliers (active 1995-96)

Dee Gibson ('48)

Tri-Cities Blackhawks (drafted 1948, active 1948-50); Minneapolis Lakers (drafted 1948)

Rip Gish ('51)

Boston Celtics (drafted 1951 — 5th round, 7th pick; 47th overall)

Johnny Givens ('50)

Sheboygan Redskins (drafted 1950 — team's 6th pick); Kentucky Colonels (head coach 1967-68)

Clarence Glover ('71)

Boston Celtics (drafted 1971 — 1st round, 10th pick; active 1971-72); Indiana Pacers (drafted 1971 — 5th round)

Clem Haskins ('67)

Chicago Bulls (drafted 1967 — 1st round, 3rd pick; active 1967-70); Phoenix Suns (active

1970-74); Washington Bullets (active 1974-76); Kentucky Colonels (drafted 1967 — 2nd round)

Kannard Johnson ('87)

Cleveland Cavaliers (drafted 1987 — 2nd round, 18th pick; 41st overall; active 1987-88)

Butch Kaufman ('68)

Kentucky Colonels (drafted 1968 — 18th round)

Dan King ('54)

Baltimore Bullets (signee 1954, active 1954-55)

Bob Lavoy ('50)

Indianapolis Olympians (drafted 1950 — 1st round, active 1950-53); Milwaukee Hawks (active 1953-54); Syracuse Nationals (active 1953-54)

Owen Lawson ('58)

New York Knicks (drafted 1958 — 7th round, 4th pick; 52nd overall)

Courtney Lee ('08)

Orlando Magic (drafted 2008 — 1st round, 22nd pick)

History & Records

Chris Marcus ('03)

Denver Nuggets (signee 2003)

Tom Marshall ('54)

Rochester Royals (drafted 1954 — 1st round, 7th pick; active 1956-57); Detroit Pistons (active 1957-58); Cincinnati Royals (active 1957-58, head coach 1958-60)

Clarence Martin ('87)

Utah Jazz (drafted 1987 — 3rd round, 15th pick; 61st overall)

Craig McCormick ('82)

Los Angeles Lakers (drafted 1982 — 4th round, 21st pick; 90th overall)

Jim McDaniels ('71)


Carolina Cougars (active 1971-72); Seattle SuperSonics (drafted 1971 — 2nd round, 6th pick; 23rd overall; active 1971-74); Los Angeles Lakers (active 1975-76); Kentucky Colonels (active 1975-76); Buffalo Braves (active 1977-78); Utah Stars (drafted 1971 — 2nd round)

Oran McKinney ('48)

Baltimore Bullets (drafted 1948)

Darnell Mee ('93)

Golden State Warriors (drafted 1993 — 2nd round, 7th pick; 34th overall); Denver Nuggets (active 1993-95); Charlotte Hornets (1997)



Bobby Rascoe played with the Kentucky Colonels and New York Knicks.

John Mills ('41)

Cleveland (active 1944-46); Pittsburgh Ironmen (active 1946-47)

Mike Odemns ('75)

Cleveland Cavaliers (drafted 1975 — 5th round, 10th pick; 82nd overall); Denver Nuggets (drafted 1975 — 7th round)

John Oldham ('49)

Ft. Wayne Pistons (drafted 1949, active 1949-51)

Charlie Osborne ('61)

Syracuse Nationals (drafted 1961 — 3rd round, 5th pick; 28th overall; active 1961-62)

Charles Parsley ('49)

Philadelphia Warriors (active 1949-50)

Jerome Perry ('72)

Kentucky Colonels (drafted 1971 — 14th round); Seattle SuperSonics (drafted 1971 — 11th round, 5th pick; 173rd overall)

Bobby Rascoe ('62)

Kentucky Colonels (active 1967-70); New York Knicks (drafted 1962 — 3rd round, 2nd pick; 20th overall)

Don Ray ('48)

Tri-Cities Blackhawks (drafted 1948, active 1948-50); Philadelphia Warriors (drafted 1948 — 1st round)

Gene Rhodes ('52)

Indianapolis Olympians (drafted 1952, active 1952-53); Kentucky Colonels (head coach 1967-71)

Chris Robinson ('96)

Vancouver Grizzlies (drafted 1996 — 2nd round, 22nd pick; 51st overall; active 1996-97); Sacramento Kings (active 1997-99); Charleston Lowgators (drafted (supplimental 2001 — 2nd round, 11th overall; active 2001-02); Huntsville Flight (active 2002-03)

Jim Rose ('71)

Boston Celtics (drafted 1971 — 2nd round, 11th pick; 28th overall); Memphis Tams (drafted 1971 — 2nd round)

Dwight Smith ('67)

Los Angeles Lakers (drafted 1967 — 3rd round, 4th pick; 23rd overall); Kentucky Colonels (drafted 1967 — 3rd round)

Greg Smith ('68)


Milwaukee Bucks (drafted 1968 — 4th round, 14th pick; 50th overall, active 1968-72); Houston Rockets (active 1971-72); Portland Trail Blazers (1972-76); Kentucky Colonels (drafted 1968 — 10th round; drafted 1974)

Odie Spears ('48)

Chicago Stags (drafted 1948, active 1948-50); Rochester Royals (active 1951-55); Ft. Wayne Pistons (active 1955-57); St. Louis Hawks (active 1956-57)

Art Spoelstra ('54)

Rochester Royals (drafted 1954 — 4th round,



Tellis Frank was a first-round draft choice of Golden State in 1987.

7th pick; 34th overall; active 1954-57); Minneapolis Lakers (active 1957-58); New York Knicks (active 1957-58)

Buck Sydnor ('43)

Chicago Stags (active 1946-47)

Carlisle Towery ('40)

Ft. Wayne Pistons (active 1941-45, 1946-49); Indianapolis Jets (active 1948-49); Baltimore Bullets (active 1949-50)

Jack Turner ('54)

New York Knicks (drafted 1954 — 1st round, 8th pick; active 1954-55)

Dick White ('53)

Ft. Wayne Pistons (drafted 1953)

Tony Wilson ('83)

Seattle SuperSonics (drafted 1983 — 6th round, 16th pick; 132nd overall)

Anthony Winchester ('06)

Dodge City Legend (drafted 2006)

Chuck Witt ('73)

Kentucky Colonels (drafted 1973 — 3rd round)

History & Records

WKU All-Time Letterwinners (1914-08)

Name (#), Hometown, Years Lettered

A

Carson Aaron, '33
 Kareem Abdul-Jabbar (3), Los Angeles, Calif., '98-99
 Forest Able (77), Fairdale, '54-56
 Melvin Adams (32), Milledgeville, Ga., '96, '98
 Clint Allen, Beaver Dam, mgr., '81
 Dee Allen, mgr, '64-66
 Phillip Allen, mgr, '65-67
 Brian Allenspach (55), Hickory, N.C., '00-01
 Kent Allison (30), South Bend, Ind., '73-74
 Alvin Almond, Bowling Green, mgr., '49-50
 Jerry Anderson (32), Brooklyn, N.Y., '90
 Nathaniel Arbuckle, Goshen, Ind., mgr., '98
 Steve Arnold, mgr, '72-75
 Bryan Asberry (50), Gary, Ind., '84-87
 Robert Ashby, mgr., Louisville, '03
 Steve Ashby (21, 11), Madisonville, '75-78
 Charles "Buck" Atkinson, (98, 17), White Plains, '44-45

B

Eric Back (27, 23), Middletown, Ohio, '56-58
 Rex Bailey (35), Glasgow, '70-71
 Kevin Baker, Louisville, mgr., '88-90
 Ralph Baker (24), Whitley City, '63-65
 Herb Ball (88), Chicago, Ill., '39-40
 Mike Ballenger (25), Jasper, Ind., '84-85
 Walker Banks (22), Clifton Forge, Va., '68-70
 Bob Bantom (20), Springfield, Pa., '66
 Floyd Bates, '21-24
 J.C. Batsel (56, 6), Central City, '36-37
 Jimmy Bazzell (35), Clinton, '44-45, '49
 Bennie Beach, Jr., Bowling Green, mgr., '71
 Monie Beard (49), Louisville, '51-52
 David Beckner (31), Bowling Green, '75
 Mark Bell (10), Louisville, '92-93
 Ron Berry, mgr., '69-72
 Darrel Bicknell (15), Berea, '58-60
 Steve Bides (54), Crofton, '97-98
 Terry Birdsong (15), Benton, '88-89
 Scott Blankenship (23), Nicholasville, '81
 Ray Blevins (35), Monticello, '42
 Jimmy Bohannon (47), Bowling Green, '46-48
 Scott Boley (30), Hodgenville, '89-90, '92
 M.M. Botto, '24-25
 Ray Bowerman (51), Eau Claire, Mich., '72-74
 Anthony Bowles, Hopkinsville, mgr., '81-83
 David Boyden (43, 34), Richmond, Va., '00-03
 Jimmy Boykin (34), Jackson, Miss., '00
 Hal Bozarth (42), '67
 Estil "Eck" Branham, '33
 Bernard Brantley, '59, '61
 Tyrone Brazelton (3), Park Forest, Ill., '07-08
 Deron Breeze, Maysville, mgr., '07-08

Wayne Bright (42), Greencastle, Ind., '68-70
 Jerry Britt (10), Oakland, '76
 Johnny Britt (20), Oakland, '73-76
 Vashon Broadnax, mgr., '04
 Carroll Broderick, '29-32
 Carroll Brooks (35), Bowling Green, '43-46
 Bob Brown, '31
 Bryan Brown (50, 44), Atlanta, Ga., '90-93
 Jamaal Brown (20), Spartanburg, S.C., '03
 Karl Brown (24), Cincinnati, Ohio, '90-91
 Rashon Brown (15), Cleveland, Ohio, '98-99
 Aaron Bryant (51), Miami, Fla., '77-78
 Bill Bryant (11), Washington, D.C., '80

Dick Bryant, '28-32
 William Buckles, '26
 Jerry Bundy (55), Johnson City, Tenn., '73
 Cypheus Bunton (34), Louisville, '93-94
 Granville Bunton (50), Louisville, '72-73
 Greg Burbach (22), Dickeyville, Wis., '77-80
 Don Burnett, mgr., '95
 Bernard Burns, mgr., '79
 Rich Burns (12), Cleveland, Tenn., '90
 Kevin Burris, mgr, '81-83
 Jackie Butler (42), Munfordville, '65-66
 Patrick Butts (22), Milledgeville, Ga., '91-92

WKU IN THE NCAA TOURNAMENT

Year	Region	Location	Date	WKU Seed	WKU Record	Opponent / Seed	Results
1940	Eastern Playoff*	Indianapolis, Ind.	3-23	—	0-1	Duquesne / —	L, 29-30
1960	Midwest (third)	Lexington, Ky.	3-8	—	2-1	Miami (Fla.) / —	W, 107-84
		Louisville, Ky.	3-11	—		Ohio State / —	L, 79-98
			3-12			Ohio University / —	W, 97-87
1962	Midwest (fourth)	Lexington, Ky.	3-12	—	1-2	Detroit / —	W, 90-81
		Iowa City, Iowa	3-16			Ohio State / —	L, 73-93
			3-17			Butler / —	L, 86-87 (ot)
1966	Midwest (third)	Kent, Ohio	3-7	—	2-1	Loyola (Ill.) / —	W, 105-86
		Iowa City, Iowa	3-11			Michigan / —	L, 79-80
			3-12			Dayton / —	W, 82-68
1967	Midwest	Lexington, Ky.	3-11	—	0-1	Dayton / —	L, 67-69 (ot)
1970	Midwest	Dayton, Ohio	3-7	—	0-1	Jacksonville / —	L, 96-109
1971	Midwest (Third, Final Four)	South Bend, Ind.	3-13	—	4-1	Jacksonville / —	W, 74-72
		Athens, Ga.	3-18			Kentucky / —	W, 107-83
			3-20			Ohio State / —	W, 81-78 (ot)
1976	Midwest	Houston, Texas	3-25			Villanova / —	L, 89-92 (2ot)
			3-27			Kansas / —	W, 77-75
		Dayton, Ohio	3-13	—	—	Marquette / —	L, 60-79
1978	Midwest	Knoxville, Tenn.	3-11	—	1-1	Syracuse / —	W, 87-86 (ot)
		Dayton, Ohio	3-16			Michigan State / —	L, 69-90
1980	Midwest	Bowling Green, Ky.	3-7	10	0-1	Virginia Tech / 7	L, 85-89 (ot)
1981	Midwest	Tuscaloosa, Ala.	3-13	10	0-1	Alabama-Birmingham / 7	L, 68-93
1986	Southeast	Charlotte, N.C.	3-14	8	1-1	Nebraska / 9	W, 67-59
			3-16			Kentucky / 1	L, 64-71
1987	East	Syracuse, N.Y.	3-13	10	1-1	West Virginia / 7	W, 64-62
			3-15			Syracuse / 2	L, 86-104
1993	Southeast (Sweet Sixteen)	Orlando, Fla.	3-18	7	2-1	Memphis State / 10	W, 55-52
			3-20			Seton Hall / 2	W, 72-68
		Charlotte, N.C.	3-25			Florida State / 3	L, 78-81 (ot)
1994	Midwest	Wichita, Kan.	3-17	11	0-1	Texas / 6	L, 77-91
1995	Midwest	Dayton, Ohio	3-16	8	0-1	Michigan / 9	W, 82-76 (ot)
			3-18			Kansas / 1	L, 70-75
2001	South	New Orleans, La.	3-15	14	0-1	Florida / 3	L, 56-69
2002	Midwest	St. Louis, Mo.	3-14	9	0-1	Stanford / 8	L, 68-84
2003	West	Indianapolis, Ind.	3-20	13	0-1	Illinois / 4	L, 60-65
2008	West (Sweet Sixteen)	Tampa, Fla.	3-21	12	2-1	Drake / 5	W, 101-99 (ot)
			3-23			San Diego / 13	W, 72-63
		Phoenix, Ariz.	3-27			UCLA / 1	L, 78-88

* South Representative

History & Records

C

Durey Cadwell (11), Port St. Joe, Fla., '88-89
 Warner Caines (42), Ashland, '61-63
 Clifton Caldwell, Earlington, mgr., '87-91
 Benson Callier (22), St. Petersburg, Fla., '06
 Jim Callis (51), '43-44
 Joemal Campbell (3), Holly Springs, Miss., '06
 A.J. Canary, '30
 Clarence Caple, '34
 Darel Carrier (35), Bristow, '62-64
 Harel Carrier (10), Bristow, '64
 Gary Carver (40), Clifty, '81-84
 Billy Case (80, 40), Paris, '56-58
 Kyle Cassidy, Smiths Grove, mgr., '96
 Larry Castle (51), Ashland, '61-63
 Buddy Cate (41), Cleveland, Tenn., '48-50
 Bobby Caylor (25), Sevierville, Tenn., '73
 Casey Cebula (33), Rhinelander, Wis., '77
 Tullas Chambers, '27
 Paul Champion (90), Versailles, '42-43, '46-47
 Kyle Chapman (24), Bowling Green, '96-99
 Wayne Chapman (10), Owensboro, '66-68
 Wiley Chapman, '31
 Hardin Cherry, '37-38
 Ronnie Clark (10), Henderson, '55-57
 Derrick Clubb (5), Bowling Green, '98
 Paul Cochran, mgr., '33
 Doug Coffey, mgr., '82-83
 Bland Coffman, '31
 Lynn Cole (27), Paducah, '53-55
 Claude Combs, '41
 Buddy Connelly, mgr., '75
 Leon Cooke, '25-26
 Dick Coop, Campbellsville, mgr., '61
 H.T. Cooper, '38
 W.D. Croft, '22
 William Crofton (25), Owensboro, '44-45
 Ralph Crosthwaite (99, 55), Cincinnati, Ohio, '55, '57-59
 Johnny Crowdus, '28
 Eric Cunningham, Prospect, mgr., '91-95
 Steve Cunningham (55), Chaffee, Mo., '64-66
 Billy Curry (24), Versailles, '57
 Raynardo Curry (11), Memphis, Tenn., '01-02

D

Bob Daniels (88, 51), Tutor Key, '54-57
 Bobo Davenport, Bowling Green, '46-47
 Julio Davila (33), Miami, Fla., '76
 Joshua Davis, Bowling Green, mgr., '02-04
 Terry Davis (33), Shelbyville, '70-72
 Billy Day (39), Lexington, '40-42
 Danny Day (31, 34), Covington, '61-63
 Bill Delk, mgr., '52
 Houston Denning, '29
 Otis Denning, '24-26
 Teco Dickerson (40), Russellville, '04-05
 Eddie Diddle (27), Bowling Green, '49-51

Kevin Dildy (41, 40), Chicago, Ill., '79-82
 Brad Divine (12), Central City, '96-97
 Nigel Dixon (54), Orlando, Fla., '04
 Alex Downing (11), Horse Cave, '39-41
 Dero Downing (88), Horse Cave, '41-43
 Howard "Tip" Downing (59), Butler, Pa., '40-42
 Brett Driespul, mgr., '93
 Ralph Dudgeon (46, 10), Lebanon, '36-38
 Jerry Dunn (51, 55, 42), Glasgow, '70-71
 Jim Dunn (14), Alcoa, Tenn., '61-63
 Lyndon Dunning, mgr., '88

E

Steve Eaton (21), Chattanooga, Tenn., '70-72
 Jeff Eckel (34), Morenci, Mich., '71
 Mike Edmonds, mgr., '78-80
 Vince Edwards (10), Cincinnati, Ohio, '98-99
 Nathan Eisert (4), Louisville, '01-02
 Jason Eitutis (4), Radcliff, '91-92
 Kenny Ellis (25), Winter Haven, Fla., '79-82
 Leslie Ellis, '25-28
 Tom Ellis, '26-28
 Al Ellison (35), Linden, Tenn., '58-60
 Leroy Elrod, '30-32
 Turner Elrod, '28-31
 Chalmers "The Cat" Embry (27), Hartford, '42-43, '45-47
 Daniel Emerson (33), Norcross, Ga., '06-07
 Sam Ernst, Brandenburg, mgr., '06-08
 Carl Evans, '28

Cecil Evans, '28
 Don Evans, Owensboro, mgr., '77-81
 Jeremy Evans (40), Crossett, Ark., '07-08

F

Ravon Farris (00), Concord, N.C., '96-99
 Mike Fawcett (25), Kokomo, Ind., '66-68
 Brian Fish (22), Seymour, Ind., '85
 Jon Fish, mgr., '96
 Charles Fitzpatrick, Bowling Green, mgr., '71
 Derek Flowers (40), Dothan, Ala., '92-95
 Dennis Fox (10), '71
 Michael Fraliex (14), Fredonia, '93-99
 Tellis Frank (42), Gary, Ind., '84-87
 Clint Franklin, Madisonville, mgr., '98
 B.J. Frazier (22), Stone Mountain, Ga., '08
 Eligah Frazier, '22-25
 Joe Friedl, '32-33
 Kendrick Fulks (41), Munfordville, '40-41
 Mike Fuller (55), Kansas City, Mo., '74-75

G

Desire Gabou (1), Abidjan, Ivory Coast, '07-08
 David Galloway, '27
 Ken Gambrel (35), Jackson, Miss., '82-83
 Ed Gampfer (11), Cincinnati, Ohio, '73-75
 Steve Garden, mgr., '84
 Lloyd Gardner, Louisville, mgr., '64-67
 David Garmon (22), Edmonton, '87
 Buford Garner (14, 19, 75), Corbin, '34-36

WKU IN THE NIT

Year	Location	WKU Record	Opponent	Results
1942	New York City (Runner-Up)	2-1	CCNY	W, 49-46
			Creighton	W, 49-36
			West Virginia	L, 45-47
1943	New York City	0-1	Fordham	L, 58-60
1948	New York City (Third Place)	2-1	La Salle	W, 68-61
			St. Louis	L, 53-60
			DePaul	W, 61-59
1949	New York City	0-1	Bradley	L, 86-95
1950	New York City	1-1	Niagara	W, 70-72
			St. John's	L, 60-69
			Louisville	W, 62-59
1952	New York City	1-1	St. Bonaventure	L, 69-70
1953	New York City	0-1	Duquesne	L, 61-69
1954	New York City (Fourth Place)	1-2	Bowling Green State	W, 95-81
			Holy Cross	L, 69-75
			Niagara	L, 65-71
1965	New York City	1-1	Fordham	W, 57-53
1982	West Lafayette, Ind.	0-1	Army	L, 54-58
			Purdue	L, 65-72
			Kansas State	L, 74-85
1992	Manhattan, Kan.	0-1	Kent State	W, 88-80 (ot)
2005	Bowling Green, Ky.	1-1	Wichita State	L, 81-84
			Wichita, Kan.	L, 81-84
2006	Columbia, S.C.	0-1	South Carolina	L, 55-74

History & Records

Garland Garrison (5, 90), Bowling Green, '35
 Marlon George, '91
 Dee Gibson (17, 11), Cleveland, Tenn., '42-43,
 '47-48
 Paul Gibson, Pineville, mgr., '99-00
 Shawn Giddy (53), Guin, Ala., '82-83
 Mike Gilbert (23, 45), Henderson, '75
 Bob Gillaspie (17, 41), Graham, '43-44
 Rip Gish (90), Bremen, '49-51
 Johnny Givens (77), McHenry, '48-50
 Greg Glass (25), Elkton, '93-95
 Harry "Pap" Glenn, '23-26
 Clarence Glover (4), Horse Cave, '69-71
 Emmett Goranflo (3), Elizabethtown, '33-35
 Billy Gordon (20), Jackson, Miss., '83-86
 Ryan Grabruck, mgr., '68-71
 Kenneth "Butch" Gray, mgr., '69-72
 Paul Gray, mgr., '72-73
 Lofton Green (77), Barlow, '38-40
 Kay Greer (64), Hazard, '52-54
 Gary Gregory (12), Manchester, '75-77
 Will Gregory (40), Auburn, Ala., '90-91
 Damon Grimes (34), Bowling Green, '76
 Paul Gruesser (97), Louisville, '39

H

John Hackett (39), Winchester, '37-39
 Caleb Halcomb (33, 3), Bowling Green, '02-03
 Darius Hall (32), Detroit, Mich., '92-95
 Maurice Hale (51), Owensboro, '45-46
 Harry Hardin (20, 55), Tolu, '33-35
 Joe Harney (11), Covington, '96-99
 Jonathan Hart, mgr., Calvert City, '03
 Gene Haskett, mgr., '62-63
 Clem Haskins (22), Campbellsville, '65-67
 Paul Haskins (33), Campbellsville, '68-70
 Ken Hatcher (11), Campbellsville, '81-84
 Sean Hayden, mgr., '04
 Antonio Haynes (3), Camilla, Ga., '04-05
 Brandon Haynes, Mt. Sterling, mgr., '99-00
 John Haynes, '29
 Charlie Hayes (26), Louisville, '44-45
 George Heller (10), Portsmouth, Ohio, '45-47
 J.T. Henderson, mgr., Louisville, '00-02
 Rich Hendrick (15), Bristow, '67-69
 Mark Hester, mgr., '94
 Bernard "Peck" Hickman (7, 12), Central City,
 '33-35
 Pearl Hicks (33), Fall Rock, '65-67
 Josh Higgins (34), Dayton, Ohio, '04
 Joe Mac Hill (51), Beaver Dam, '66-68
 Nick Hill (35), DuQuoin, Ill., '04
 Ricardo Hill, '88
 Tom Hobbs, '32-34
 James Hogan, Lexington, mgr., '84-87
 Turner Hogan (26), Cave City, '45-46
 Henry Holland, '83
 Kalin Holland (25), Bowling Green, '03-05

Montroe Holland (20), Blytheville, Ark., '55-56
 Steve Holley (44), Washington, N.C., '94-95
 Darrin Horn (21), Lexington, '92-95
 Ted Hornback, Sonora, '26-29
 Adam Howard (14), Ashland, '06-08
 Kevin Hulsman, Louisville, mgr., '06-08
 Jim Huter (77), Louisville, '43-46

I

Golden Ingle (1), Orem, Utah, '01

J


Bobby Jackson (25), Valley Station, '61-63
 Deon Jackson (12), South River, N.J., '94-95
 Greg Jackson (53), Atlanta, Ga., '78-79
 Roy James, '31-32
 Wilson James (40), Williston, Fla., '75-76
 Bill Jameson, '30-32
 Mike Jeannette, Bowling Green, mgr., '76-79
 Jack Jennings (34), Covington, '91-92
 Danny Johnson (10), Benton, Ill., '70-72
 Dennis Johnson (10), Morganfield, '83-85
 James Johnson (55), Savannah, Ga., '76-78
 James Johnson (41), Morganfield, '83-84
 Joe David Johnson (46, 99), Bowling Green,
 '45-46, '50
 Kannard Johnson (33), Cincinnati, Ohio, '84-87
 Wendell Johnson, '32-34
 Butch Jointer (30), Nicholasville, '06-07
 Bobby Jones (15), Macon, Ga., '81-84
 Lawrence "Deacon" Jones (96), Hickman, '43-45
 Forbis Jordan, mgr., '49-50
 Stephen Jordan, mgr., Brentwood, Tenn., '02-03
 Raimonds Jumikis (31), Lielvarde, Latvia, '01

K

Dean Karraker, Mammoth Cave, mgr., '96-97
 Butch Kaufman (21), Louisville, '66-68
 Ray Keeton (20), Portsmouth, Ohio, '63-64
 Doug Kell, mgr., '92
 Chuck Keown, mgr., '84
 Jim Kereiakes, mgr., '44-45
 Ronnie Kidd (42), South Charleston, W.Va., '64
 Alan King, mgr., '85-88
 Dan King (28), Paris, Tenn., '52-54
 William Kirk (26), Owensboro, '45-46
 Mike Kitchens (11), Bowling Green, '65-66
 Ray Kleykamp (33), Ashland, '71-73

L

Charlie Labhart (64, 51), Tell City, Ind., '43,
 '46-47
 Carl Lamar (8, 11, 13, 15, 16), Hawesville, '35-37
 Ryan Lambert (30), Germantown, Md., '04
 Lee Lampley (33), Chicago, Ill., '97-00
 Mike Larson (22, 40), Bowling Green, '73-74
 Monty Latimer (22), McKees Rocks, Pa., '98
 Bemis Lawrence, '36



Bob Lavoy

Orlie Lawrence, '30-32
 Jon Lawson (55), Bowling Green, '84
 Owen Lawson (11), Middletown, Ohio, '56-58
 Bob Lavoy (25), Aurora, Ill., '48-50
 Courtney Lee (32), Indianapolis, Ind., '05-08
 James Lee (35), Vine Grove, '70
 Kurk Lee (11), Baltimore, Md., '86-87
 Andre Lewis (22), Albany, Ga., '94-95
 Keith Licklitter (10), Indianapolis, Ind., '86
 Joe Lightfoot (34, 13), Kankakee, Ill., '90-91
 Harry Kirk, '31
 Lorenzo Lockett (23), Ft. Pierce, Fla., '92-93
 Tony Lovan (51), Crofton, '96-97

M


Danyell Macklin (30), Louisville, '94
 D.J. Magley (35), Bradenton, Fla., '08
 Ray Mann (88), Hartford, '47-48
 Paul Mansfield, '26-28
 Robert Marchant (34), Flint, Mich., '96-97
 Glenn Marcum (44), '63-64
 Chris Marcus (2), Charlotte, N.C., '00-02
 Matt Maresca (41), Bowling Green, '06-08
 Tom Marshall (41), Nashville, Tenn., '51-54

History & Records

Clarence Martin (55), Alexander City, Ala., '83, '85-87

Kevin Massiah (24), Toronto, Canada, '03
Bryan Masters, Elizabethtown, mgr., '99, '02
John Matthews (23), Louisville, '95-96
Ben Mauck (31), Savannah, Tenn., '99
Joel May (30), New Trier, Ill., '79
John McClearn (42), Madisonville, '56-58
Craig McCormick (42), Ottawa, Ill., '79-82
John McCreary (55, 12), Tompkinsville, '37-38
William "Red" McCrocklin (86, 15), Louisville, '36-38

Jim McDaniels (44), Scottsville, '69-71
James McGown (47), Bowling Green, '40
John McGown, '32-34
Harold McGuffey (35), Highland, '40-41
Bobby McGuire (21), Hazard, '49-50
Don McGuire (88), Hazard, '49-50
Oran McKinney (98), Lynnville, Ind., '43, '46-48
Hardin McLane, mgr., '53-56
James McNary (15), Owensboro, '85-87
Brett McNeal (23), Minneapolis, Minn., '86-89
Nashon McPherson (12), Jamaica, N.Y., '98-01
Elmo Meacham (7, 11, 16), Kirkmansville, '34-36
Darnell Mee (3), Cleveland, Tenn., '91-93



Roland Shelton

Orlando Mendez-Valdez (20), San Antonio, Texas, '06-08
Pat Mezzanotte (35), Fairmont, W.Va., '49-50
Ken Michaels (21), Chattanooga, Tenn., '69-70
Dencil Miller (11), East Liverpool, Ohio, '54-55
Steve Miller (31), Lexington, '85-86, '88-89
John Mills (42, 96), Barbourville, '40-41
Chester Montgomery (50), Warsaw, '56-57
Charlie Moran, '42-43
Alex Mosley (55), Flint, Mich., '80-82
L.B. Moulton, '37-38
Thomas Moxley, Narrows, mgr., '93-96
Brian Murphy (11), Bronx, N.Y., '44-45
Ryan Murphy, Louisville, mgr., '98
Brad Mutchler (9, 76, 99), Bowling Green, '34-36
Cecil Myers, '25-28

N

David Nance, mgr., '73-75

O

Mike Odemns (53), Washington, D.C., '74-75
John Oldham (42), Hartford, '43, '47-49
Robert Oliver, '29
George Orr (64), Louisville, '56
Charlie Osborne (20), Flat Gap, '59-61
W.B. Owen, '22-24

P

Anthony "Gip" Palm (10), Gary, Ind., '90-91
Todor Pandov (45), Plovdiv, Bulgaria, '00, '02, '04
Matt Parr, mgr., Columbia, Tenn., '00, '02-03
Charles Parrish (64), '45-46
Charles Parsley (96, 21), London, '46-49
Don Parsons (51), Lily, '59-61
Reggie Paschal, mgr., '63-64
Randy Patchel, mgr., '69-71
Josh Pearson, mgr., Coulee Dam, Wash., '97
Colin Peets (50), Linden, Calif., '88-89
Dallas Perry, mgr., '80
Jerome Perry (25), Louisville, '69-70, '72
Steffphon Pettigrew (30), Elizabethtown, '08
Darnell Phillips (23), '82
Leonard Pitchford, '26
Hugh Poland, '32-34
James Powell, mgr., '80, '83
Mike Prince (31), Dearborn, Mich., '77-80

R

John Rahn (50), Burlington, Iowa, '78-79
John Ramsey (41), Fern Creek, '38-40
Bobby Rascoe (45), Owensboro, '60-62
Chuck Rawlings (15), Elizabethtown, '73-76
Don "Duck" Ray (96), Madison, Tenn., '42-43, '47-48
Claude Rayburn (26, 14), Wheatcroft, '38
John Reckzeh (4, 14, 96), Chicago, Ill., '34-35
Max Reed (4, 6, 16, 18, 36), Okolona, '35-37

Mike Reese (20, 30), Hopkinsville, '78-81
Gene Rhodes (11), Louisville, '49-52
Ray Rhorer (15), Lexington, '63-65
Chase Richardson, Elizabethtown, mgr., '07-08
Raymond Ridley
Mike Ridley (15), Dawson Springs, '61-62
Billy Robinson (64), Bowling Green, '38-40
Chris Robinson (33), Macon, Ga., '93-96
Derek Robinson (23), Paris, '99-02
Wassell Rodgers, '29-30
Randy Roeber (51), '76
Jeff Rogers (10), Cincinnati, Ohio, '94-95
Ty Rogers (5), Eddyville, '05-08
Jesse Roland (9, 17), Williamstown, '37
Jim Rose (10), Hazard, '69-71
Rodney Ross (35), Douglasville, Ga., '88-90
Tremain Rowles (42), Landover Hills, Md., '99-02
Glenn Rumble (17), Cynthiana, Ind., '44-45
Danny Rumph (11), Philadelphia, Pa., '03-05
John Russell (20), Hardyville, '67-69
Charlie Ruter (47), New Albany, Ind., '41-43, '47
Michael Rutledge (40), Centreville, Ala., '85

S

Harry Saddler (21, 3), Summer Shade, '37-39
Ron Sanders, Hodgenville, mgr., '67-69
Panny Sarakatsannie (31), Ft. Thomas, '58-60
Chris Sawyer, mgr., '92-93
Bill Scillian (25), Eddyville, '75-76
Billy Joe Scott (42), Bemis, Tenn., '49-50
W.A. Scott, '24-25
Charles Sego, '31-33
Earl Shelton (51), Lewisburg, '40-42
Roland Shelton (20), Decatur, Ga., '87-90
Lisle Sherrill, '31-32
Ralph "Buddy" Shrewsbury, Beaver Dam, mgr., '73-74
Charles Shuffield (25), Bowling Green, '64-65
Boris Siakam (21), Douala, Cameroon, '05-08
Casey Simpson (5), Bowling Green, '99
Jonathan Simpson, '92
John Earl Sims, '32
Kenneth Sinkhorn (59), Perryville, '44-45
Mike Sisk, mgr., '89-91
A.J. Slaughter (4), Shelbyville, '07-08
Anthony Smith (25), Atlanta, Ga., '88-89
Dennis Smith (10), Lexington, '72
Dick Smith (23), Dalton, Ohio, '51-53
Doug Smith (33), Bowling Green, '60-62
Dwight Smith (35), Princeton, '65-67
George Smith, '24
Greg Smith (34), Princeton, '66-68
Jim Smith, mgr., '89-90
Neel Smith, mgr., '92
Wilbur Smith, '39-40
Lester Solomon, '27-28
Rob Soucy, Pawtucket, R.I., mgr., '95
Gene Southwood, '43-44

History & Records

Patrick Sparks (22), Central City, '02-03
 Wilbur Spatig (51), New Albany, Ind., '39
 Odie "Sleepy" Spears (39), Scottsville, '42, '46-48
 C.C. Spencer, '26
 Art Spoelstra (80), Grand Rapids, Mich., '52-54
 Greg Springfield (23), New York, N.Y., '98
 E.B. Stansbury, '28-30
 Wilson Stemm (19, 5, 59), New Albany, Ind., '37-39
 Marty Stone (12), Hendersonville, Tenn., '92-93
 Victor Strahm, '15
 Frank Stratton, mgr., Oneida, '02-03
 Maurice Strong (25), Memphis, Tenn., '98
 Tony Stroud (25, 12), Chicago, Ill., '72-73
 Gary Sundmacker (10), Metropolis, Ill., '70-71
 Ray Swogger (30), Buffalo, N.Y., '86-87
 Wallace "Buck" Sydnor (77), Olmstead, '41-43

T

Jude Talbott (44), Bardstown, '58-60
 Charles Taylor, '39-40
 Chuckie Taylor (41), Owensboro, '86
 John Hill Taylor (41), Hartford, '45-46
 Johnny Taylor (30), Cincinnati, Ohio, '82-84
 Paul Taylor, '24-26
 Stefan Taylor, Campbellsville, mgr., '82-85
 William L. "Gander" Terry, '25-28
 Lloyd Terry (50), Gary, Ind., '76-77

Carl Thomas (22), Tampa, Fla., '95-96
 Chris Thomas, mgr., '04
 Don Thomas (23), Elizabethtown, '79
 Harold Thompkins (33, 42), Milledgeville, Ga., '89, '91-92
 Jack Thompson, '26-29
 Isadore "Pop" Thornton (42), Baton Rouge, La., '95-96
 August Throgmorton, '26-28
 Ray Throgmorton, '26
 Fred Tisdale (34), Russellville, '85-88
 Harry Todd (44), Earlington, '60-62
 Carlisle "Blackie" Towery (42), Shady Grove, '39-41
 Kurtis Townsend (15), San Jose, Calif., '79-80
 Ralph Townsend (33), Radcliff, '64
 Darryl Travis (31), Eddyville, '83-84
 Trey Trumbo (30), Fayetteville, Ark., '79-80
 Graham Tucker, Madisonville, mgr., '91
 J.D. Tucker, '27
 Jeff Tucker, mgr., '89-90
 Darryl Turner (25), Alexandria, Va., '78
 Jack Turner (39), Bedford, Ind., '49-51, '54

V

Hans van Rooden, (53), Leiden, Holland, '77
 Paul Vaughn, '30
 Dyke Vest (77), Walton, '51-53

Charlie Vettiner, '29
 John Vickers, '28-30
 Filip Videnov (1, 13), Kozloduy, Bulgaria, '00-03

W

Ewell Waddell, mgr., '33
 Calvin Wade (10), Columbus, Ohio, '74-75
 Robert Walden, mgr., '67-69
 Don Waldron (42, 40, 4), Warren, Ohio, '71
 J.E. Walker, '27
 Mike Walker (23), Macon, Ga., '06-08
 Paul Walker, '32-34
 Frank Wallace (98), Atlanta, Ga., '53
 Frank Wallheiser (98), Shelbyville, Tenn., '50-51
 Mark Wallheiser, mgr., '73
 Jerry Walsh, (34), Louisville, '69
 Jed Walters (54), Owensboro, '38-40
 Edwin Ward, '24-25
 Herb Ward, '24-26
 Mike Warner (35), Tallahassee, Fla., '74-76
 George Warren (10), Seabee, '59, '61
 Jack Washington (34, 55), Bainbridge, Ga., '79-80
 Norman Weaver (24), Scottsville, '66-68
 Mike Wells (15), Guthrie, Ky., '01-04
 John Wethington, Columbia, mgr., '85-87
 Tom Wethington, Columbia, '84
 B.J. White, '24-25
 W.W. White, '24-25
 Percy White (50), Oxon Hill, Md., '80-83
 Richard White (10), Scottsville, '51-53
 Jerry Whitsell (17), Evansville, Ind., '54-55
 Jesse Whitt, mgr., '93-94
 Elgrace Wilborn (15), Springfield, Ohio, '05-06
 Hugh Wilhite (23), Calhoun, '61-62
 Kevin Willard (13), Bowling Green, '94
 Larry Williams, mgr., '65-68
 Nate Williams (30), Raleigh, N.C., '00-03
 Rob Williams (3), Johnson City, Tenn., '96
 Mike Wilson (3), Stone Mountain, Ga., '89
 Tony Wilson (33), Lexington, '80-83
 Anthony Winchester (10), Austin, Ind., '03-06
 Arnold Winkenhofer, '26-28
 Chuck Witt (22), Cincinnati, Ohio, '71-73
 Roger Woodward (63), Wilmore, '40-41
 L.B. Woosley, '30
 Kellar Works (34), Cynthiana, '64-65
 Rick Wray (35), Hickman, '79-80
 Kenneth Wright, mgr., '58-59

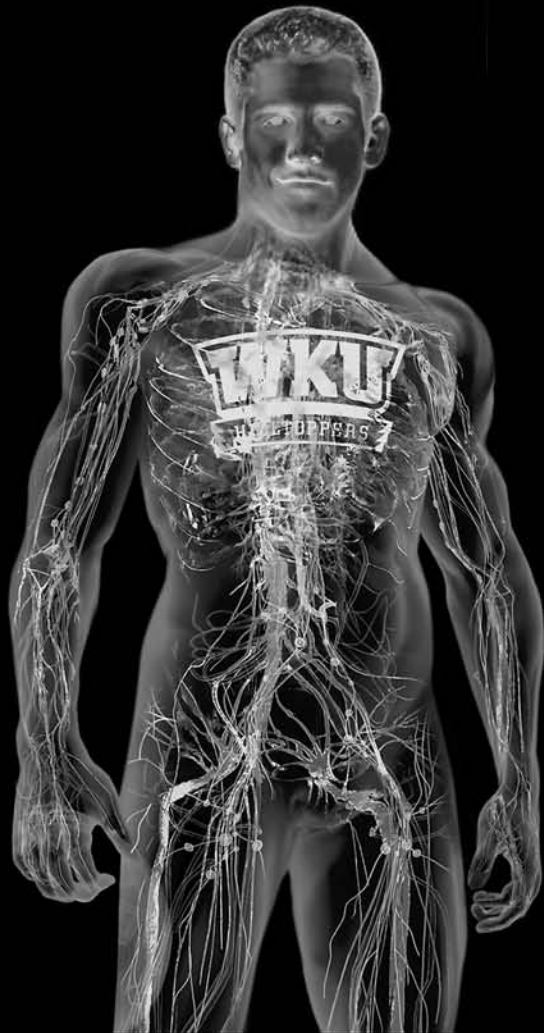
Z

Todd Ziegler (40), Louisville, '88-89

Note: This list is in the process of being updated to include all information. We welcome added information on hometown and numbers worn. Contact WKU Athletic Media Relations at (270) 745-4298; e-mail — sports.information@wku.edu. Thank you!



Odie Spears



RUSSELL
PULLOVER HOOD



RUSSELL
COTTON TEE



JUMP SHOT
MESH SHORT

IF WEARING YOUR HEART ON YOUR SLEEVE ALSO INCLUDES WEARING IT ON YOUR CHEST. IF MOST FALL SATURDAYS INVOLVE A GOOD BIT OF SCREAMING AND YELLING. IF YOU HAVE WHAT IT TAKES ON THE INSIDE, RUSSELL HAS WHAT IT TAKES ON THE OUTSIDE.



WWW.RUSSELLATHLETIC.COM