



MAC ALL-AMERICANS

MAC Men's Basketball

Team Previews

History & Records

ALL-AMERICA SELECTIONS

BALL STATE			
Bonzi Wells	1998	1st-BW, 3rd-AP, HM-SN	
	1997	Honorable Mention-BW	
	1996	Honorable Mention-AP	
Curtis Kidd	1989	Honorable Mention-AP	
Paris McCurdy	1989	Honorable Mention-AP	
Dan Palombizio	1986	Honorable Mention-AP	
	1985	Honorable Mention-AP, UPI	
Ray McCallum	1983	Honorable Mention-AP, SN	
Larry Bullington	1974	Honorable Mention-SN	
	1973	Honorable Mention-Un. Sports	
BOWLING GREEN			
Keith McLeod	2002	Honorable Mention-AP	
Antonio Daniels	1997	Honorable Mention-AP	
David Jenkins	1984	Honorable Mention-AP	
Walt Piatkowski	1968	Honorable Mention-Converse	
Howard Komives	1964	3rd-AP, 3rd UPI, 1st Converse	
Nate Thurmond	1963	1st-SN, 2nd-UPI, 2nd-Converse	
Jim Darrow	1960	AP & UPI, 1st Converse	
Al Bianchi	1954	INS, UP, Collier's	
BUFFALO			
Turner Battle	2005	Honorable Mention-AP	
CENTRAL MICHIGAN			
Chris Kaman	2003	Honorable Mention-AP	
David Webber	2001	Honorable Mention-AP	
	2001	Oscar Robertson Player of the Year Finalist	
EASTERN MICHIGAN			
Earl Boykins	1998	Honorable Mention-AP	
MARSHALL*			
Leo Byrd	1959	1st-Converse, UPI, Helms Fnd.	
Walt Walowac	1954	3rd-Helms Foundation	
MIAMI			
Wally Szczerbiak	1999	1st-BB News, Sports Illustrated, Basketball America, John Wooden, 2nd-AP, NABC, USBWA, 3rd in voting for John Wooden Award	
Ron Harper	1986	2nd-AP, UPI, USBWA, NABC	
Wayne Embry	1958	3rd, Helms Athletic	
NORTHERN ILLINOIS			
Kenny Battle	1986	Honorable Mention-AP, SN	
	1985	Honorable Mention-AP, SN	
Tim Norton	1984	Honorable Mention-AP, SN	
	1983	Honorable Mention-AP	
Allen Rayhorn	1982	Honorable Mention-AP	
Paul Dawkins	1979	Honorable Mention-SN	
Matt Hicks	1977	HM-AP, SN, Converse	
	1976	Honorable Mention-AP, SN	
OHIO			
Gary Trent	1995	3rd-AP, 3rd-UPI	
Walter Lockett	1975	3rd-Helms	
Frank Baumholtz	1941	1st-NY Writers, 1st-Converse	
TOLEDO			
Steve Mix	1969	Converse & Helms	
Bob Gerber	1942	Chicago Tribune, NY Writers	
	1941	2nd-Converse	
Chuck Chuckovits	1938	2nd-Converse	
WESTERN MICHIGAN			
Gene Ford	1969	Helms Foundation	
Don Boven	1949	Basketball Coaches	
Harold Gensichen	1947	3rd-Converse	

COSIDA ACADEMIC ALL-AMERICAN SELECTIONS

AKRON			
Nate Schindewolf	2001		Second Team
BALL STATE			
Dennis Trammell	2005		Third Team
Jim Hahn	1979		Sixth Team
BOWLING GREEN			
Steve Martenet	1988		Third Team
Joe Faine	1980		Second Team
BUFFALO			
Turner Battle	2005		Second Team
CENTRAL MICHIGAN			
Sander Scott	1993		First Team
EASTERN MICHIGAN			
Dan Hoff	1976		Second Team
KENT STATE			
Dennis Odle	1974		Second Team
MIAMI			
Mike Ensminger	2001		Third Team
	2001	Anson Mount Scholar Athlete of the Year	
Craig Michaelis	1993		First Team
	1992		Third Team
	1991		Second Team
George Swiegert	1982		Honorable Mention
Chuck Goodyear	1977		Third Team
NORTHERN ILLINOIS			
TJ Lux	2000	GTE Academic All-America of the Year	
	2000		First Team
	1998		First Team
Brad Waller	1985		Honorable Mention
Tim Dillon	1984		First Team
OHIO			
Dave Jamerson	1990		First Team
Bill Littlefield	1980		Honorable Mention
Steve Skaggs	1978		Second Team
	1977		First Team
Scott Love	1976		Second Team
Craig Love	1970		Second Team
John Canine	1970		Second Team
Ken Kowall	1970		Honorable Mention
TOLEDO			
Casey Shaw	1998		Third Team
Bob Borchardt	1986		Second Team
Mitch Adamek	1982		Third Team
	1980		Honorable Mention
Dick Miller	1980		Second Team
Dave Speicher	1977		Third Team
Mac Otten	1973		Third Team
Doug Hess	1970		Third Team
WESTERN MICHIGAN			
Sean Wightman	1993		Second Team
	1991		Third Team
Jim Kurzen	1976		Third Team
Bill Vanderwoude	1970		Honorable Mention



ACADEMIC ALL-MAC SELECTIONS

AKRON

Mark Alberts, 1993
Doug Jackson, 1995
Andy Hipsher, 2003-04

BALL STATE

Jim Hahn, 1979
Jeff Furlin, 1984
Derrick Wesley, 1987-88
Rick Hall, 1989-88
David Broz, 1994
Matt McCollom, 2003-04-05
Dennis Trammell, 2005

BOWLING GREEN

Ed Behm, 1967
Al Hairston, 1968-67
Dennis Cavanaugh, 1970-68
Dalynn Badenhop, 1972
Al Russ, 1972
Jack Wissman, 1974-73
Dan Hipsher, 1977
Greg Kampe, 1978
Steve Martenet, 1988-87-86
Jay Larranaga, 1997-96-95
Matt Lefeld, 2006

BUFFALO

Mark Bortz, 2004-05
Turner Battle, 2003-04-05

CENTRAL MICHIGAN

Dave MacDonald, 1973
Jim Helmink, 1975-74
Peter Lambropoulos, 1986-85
Dan Majerle, 1988
Sander Scott, 1993-92-91
Chad Guelda, 1997-96-95
Ryan Jansen, 1996
Jason Webber, 1999

EASTERN MICHIGAN

Dan Hoff, 1976-75
Walt Jones, 1976-75
Patrick Miller, 1981
Nkechi Ezugwu, 1998
Steve Pettyjohn, 2003

KENT STATE

Rick Gates, 1973
Doug Sheil, 1973
Dennis Odle, 1974
David Zeigler, 1983
Russ Kotolac, 1986-85
Ric Blevins, 1990-89
Eric Glenn, 1990-89
Harold Walton, 1990
Mike Klinzing, 1992-91
Rod Koch, 1994
Scott Effertz, 1998-97
Bryan Bedford, 2003

MARSHALL*

Ardo Armpalu, 2003

MIAMI

John Shoemaker, 1978
Tom Dunn, 1980-79
George Sweigert, 1982-81
Chuck Stahl, 1984
Eddie Schilling, 1988-87
Jim Paul, 1991-90
Craig Michaels, 1993-92-91
Matt Kramer, 1993-92
Gregg Darbyshire, 1994
Mike Ensminger, 1999
Jason Grunkmeyer, 1999

NORTHERN ILLINOIS

TJ Lux, 1998
Mike Brown, 1999

OHIO

Russ Hamilton, 1967-66
Wayne Young, 1968-67
Fred Cluff, 1968-67-66
John Canine, 1970
Craig Love, 1971-70
Ken Kowall, 1971-70
Scott Love, 1976-74
Steve Skaggs, 1979-78-77
Bill Littlefield, 1980
Dave Jamerson, 1990-89
Dan Aloji, 1992
Chad Estis, 1994
Geno Ford, 1997

TOLEDO

Bill Backensto, 1967-66
Don White, 1968-67
Doug Hess, 1970-68
Tim Harman, 1972-70
Mac Otten, 1973-72-71
Mike Larsen, 1974
Stan Joplin, 1977
Dave Speicher, 1977-76
Dick Miller, 1980
Tim Selgo, 1980-79-78
Jay Lehman, 1981
Mitch Seemann, 1981
Tim Reiser, 1984-82
Mitch Adamek, 1983-81
Bob Borchardt, 1986-85
Jim Lange, 1985
Andy Fisher, 1989-88-87
Kent Murphree, 1992
James Heck, 1994
John Defoe, 1995
Kevin Baker, 1996, 1995
Casey Shaw, 1998-97-96
Chad Kamstra, 1999
Greg Stempin, 1999
Kashif Payne, 2006

WESTERN MICHIGAN


Ville Coole, 1966
Clarence Harville, 1968
Bill VanderWoude, 1971-70-69
John Sperla, 1972-71-70
Jim Kurzen, 1976-75-74
Mike Reardon, 1978
Mark Weishaar, 1980-79
Jasper McElroy, 1982
Mike Dietz, 1983
Mark Gorski, 1986
Dan Zachary, 1986
Ned Hellman, 1988-87
Sean Wightman, 1993-91
Saddi Washington, 1997-98
Brad Van Timmeren, 1999
Brian Snider, 2004-05-06
Joe Reitz, 2006
Andrew Hershberger, 2006

**No longer in the MAC*

MAC Men's Basketball
Team Previews

History & Records

MAC INDIVIDUAL HONORS




MAC PLAYER OF THE YEAR

2006-	DeAndre Haynes, Kent State
2005-	Turner Battle, UB
2004 -	Mike Williams, WMU
2003 -	Chris Kaman, CMU
2002 -	Keith McLeod, BGSU
2001 -	David Webber, CMU
2000 -	Anthony Stacey, BGSU
1999 -	Wally Szczerbiak, Miami
1998 -	Bonzi Wells, BSU
1997 -	Antonio Daniels, BGSU
1996 -	Bonzi Wells, BSU
1995 -	Gary Trent, Ohio
1994 -	Gary Trent, Ohio
1993 -	Gary Trent, Ohio
1992 -	Lewis Geter, Ohio
1991 -	Marcus Kennedy, EMU
1990 -	Dave Jamerson, Ohio
1989 -	Paul Graham, Ohio
1988 -	Grant Long, EMU
1987 -	Booker James, WMU
1986 -	Ron Harper, Miami
1985 -	Ron Harper, Miami
1984 -	John Devereaux, Ohio
1983 -	Ray McCallum, BSU
1982 -	Melvin McLaughlin, CMU
1981 -	Harvey Knuckles, Toledo
1980 -	Jim Swaney, Toledo
1979 -	Paul Dawkins, NIU
1978 -	Archie Aldridge, Miami
1977 -	Matt Hicks, NIU
1976 -	Jeff Tyson, WMU
1975 -	Dan Roundfield, CMU
1974 -	Walter Lockett, Ohio
1973 -	Tom Kozelko, Toledo
1972 -	Tom Kozelko, Toledo
1971 -	Ken Kowall, Ohio
1970 -	Jim Penix, BGSU
1969 -	Steve Mix, Toledo
1968 -	Fred Foster, Miami



MAC COACH OF THE YEAR

2006-	Jim Christian, Kent State
2005-	Charle Coles, Miami
2004 -	Reggie Witherspoon, UB
2003 -	Jay Smith, CMU
2002 -	Stan Heath, Kent State
2001 -	Jay Smith, CMU
2000 -	Gary Waters, Kent State
1999 -	Gary Waters, Kent State
1998 -	Dan Hipsher, Akron
1997 -	Jim Larranaga, BGSU
1996 -	Ben Braun, EMU
1995 -	Herb Sendek, Miami
1994 -	Larry Hunter, Ohio
1993 -	Joby Wright, Miami
1992 -	Bob Donewald, WMU
1991 -	Ben Braun, EMU
1990 -	Jim McDonald, Kent State
1989 -	Rick Majerus, BSU
1988 -	Ben Braun, EMU
1987 -	Charlie Coles, CMU
1986 -	Jerry Peirson, Miami
1985 -	Danny Nee, Ohio
1984 -	Darrell Hedric, Miami
1983 -	Danny Nee, Ohio
1982 -	Steve Yoder, BSU
1981 -	Steve Yoder, BSU
1980 -	Bob Nichols, Toledo
1979 -	Bob Nichols, Toledo
1978 -	John Weinert, BGSU
1977 -	John McDougal, NIU
1976 -	Eldon Miller, WMU
1975 -	Dick Parfitt, CMU
1974 -	Bob Nichols, Toledo
1973 -	Darrell Hedric, Miami
1972 -	Jim Snyder, Ohio
1971 -	Darrell Hedric, Miami
1970 -	Jim Snyder, Ohio



MAC FRESHMAN OF THE YEAR

2006-	Maurice Acker, BSU
2005-	Leon Williams, Ohio
2004 -	Justin Ingram, UT
2003 -	Sammy Villegas, Toledo
2002 -	Ben Reed, WMU
2001 -	Terry Reynolds, Toledo
2000 -	Theron Smith, BSU
1999 -	Mike Manciel, CMU
1998 -	Travis Young, Marshall
1997 -	Jimmal Ball, Akron
1996 -	Anthony Stacey, BGSU
1995 -	Bonzi Wells, BSU
1994 -	Antonio Daniels, BGSU
1993 -	Gary Trent, Ohio
1992 -	Shane Kline-Ruminski, BGSU
1991 -	Rush Floyd, Ohio
1990 -	Craig Michaelis, Miami
1989 -	Harold Walton, Kent State
1988 -	Lorenzo Neely, EMU
1987 -	Trimill Haywood, Miami
1986 -	Paul Graham, Ohio
1985 -	Kenny Battle, NIU
1984 -	Booker James, WMU
1983 -	Ron Harper, Miami
1982 -	Ken Epperson, Toledo
1981 -	Tim Reiser, Toledo
1980 -	Ray McCallum, BSU
1979 -	Allen Rayhorn, NIU

MAC DEFENSIVE PLAYER OF THE YEAR

2006-	James Hughes, NIU
2005-	Chet Mason, Miami
2004 -	John Edwards, KSU
2003 -	Chris Kaman, CMU
2002 -	Demetric Shaw, Kent State
2001 -	Demetric Shaw, Kent State
2000 -	Rob Mestas, Miami
1999 -	Robert Kizer, Toledo
1998 -	Bonzi Wells, BSU
1997 -	DeMar Moore, BGSU

MAC SIXTH MAN OF THE YEAR

2006-	Kevin Warzynski, Kent State
2005-	Mark Bortz, UB
2004 -	Reggie Berry, WMU
2003 -	Whitney Robinson, CMU

YEAR-BY-YEAR STANDINGS

1946-47

	CONFERENCE GAMES		ALL GAMES	
	W	L	W	L
Butler	6	2	15	7
Cincinnati	6	2	17	9
Ohio	5	3	13	10
Western Reserve	2	6	7	11
Wayne State	1	7	3	15

1947-48

	CONFERENCE GAMES		ALL GAMES	
	W	L	W	L
Cincinnati	7	2	17	7
Butler	4	2	14	7
Ohio	4	4	10	10
Miami	3	5	13	15
WMU	1	2	12	10
Western Reserve	2	6	14	10

1948-49

	CONFERENCE GAMES		ALL GAMES	
	W	L	W	L
Cincinnati	9	1	23	5
Butler	8	2	18	5
WMU	4	6	12	10
Western Reserve	4	6	9	15
Miami	3	7	8	13
Ohio	2	8	6	16

1949-50

	CONFERENCE GAMES		ALL GAMES	
	W	L	W	L
Cincinnati	10	0	20	6
WMU	6	4	12	10
Butler	6	4	12	11
Miami	3	7	5	15
Ohio	3	7	6	14
Western Reserve	2	8	7	17

1950-51

	CONFERENCE GAMES		ALL GAMES	
	W	L	W	L
Cincinnati	7	1	18	4
WMU	4	4	13	9
Miami	4	4	10	13
Ohio	4	4	13	11
Western Reserve	1	7	3	18

1951-52

	CONFERENCE GAMES		ALL GAMES	
	W	L	W	L
Miami	9	3	19	6
WMU	9	3	16	8
Toledo	8	4	20	11
Ohio	6	6	12	12
Cincinnati	5	5	11	16
Kent State	3	7	14	10
Western Reserve	0	12	1	23

1952-53

	CONFERENCE GAMES		ALL GAMES	
	W	L	W	L
Miami	10	2	17	6
Toledo	9	3	16	7
Cincinnati	9	3	11	13
WMU	6	6	12	9
Ohio	4	8	9	13
Kent State	3	9	7	15
Western Reserve	1	11	5	17

1953-54

	CONFERENCE GAMES		ALL GAMES	
	W	L	W	L
Toledo	10	2	13	10
Bowling Green	10	3	17	7
Miami	7	5	12	10
Marshall	6	7	12	9
WMU	4	5	10	11
Ohio	5	7	12	106
Kent State	3	9	8	13
Western Reserve	2	9	7	17

1954-55

	CONFERENCE GAMES		ALL GAMES	
	W	L	W	L
Miami	11	3	14	9
Marshall	10	4	18	4
WMU	9	5	12	10
Ohio	9	5	16	5
Bowling Green	5	9	6	16
Kent State	5	9	8	14
Toledo	4	10	5	17
Western Reserve	3	11	8	14

1955-56

	CONFERENCE GAMES		ALL GAMES	
	W	L	W	L
Marshall	10	2	18	5
Miami	8	4	12	8
WMU	7	5	13	9
Toledo	6	6	9	13
Kent State	5	7	10	11
Ohio	5	7	13	11
Bowling Green	1	11	4	19

1956-57

	CONFERENCE GAMES		ALL GAMES	
	W	L	W	L
Miami	11	1	18	5
Marshall	8	4	15	9
Ohio	7	5	15	8
Bowling Green	7	5	14	9
WMU	4	8	9	13
Toledo	3	9	5	19
Kent State	2	10	5	18

1957-58

	CONFERENCE GAMES		ALL GAMES	
	W	L	W	L
Miami	12	0	18	9
Marshall	9	3	17	7
Ohio	7	5	16	8
Bowling Green	6	6	15	8
Toledo	4	8	9	14
Kent State	3	9	9	14
WMU	1	11	5	19

1958-59

	CONFERENCE GAMES		ALL GAMES	
	W	L	W	L
Bowling Green*	9	3	18	8
Miami	9	3	14	11
Ohio	6	6	14	10
Kent	6	6	11	13
Marshall	6	6	12	12
Toledo	5	7	11	13
WMU	1	11	2	20

*Won playoff game 76-63 at Dayton

1959-60

	CONFERENCE GAMES		ALL GAMES	
	W	L	W	L
Ohio	10	2	16	8
Toledo	9	3	18	6
Miami	6	6	8	16
Bowling Green	6	6	10	14
WMU	5	7	13	11
Marshall	4	8	10	13
Kent State	2	10	7	16

1960-61

	CONFERENCE GAMES		ALL GAMES	
	W	L	W	L
Ohio	10	2	17	7
Toledo	8	4	15	8
Miami	7	5	12	12
Marshall	5	7	11	12
Bowling Green	4	8	10	14
WMU	4	8	10	14
Kent State	4	8	9	14

1961-62

	CONFERENCE GAMES		ALL GAMES	
	W	L	W	L
Bowling Green	11	1	21	4
Ohio	8	4	13	10
Toledo	7	5	14	10
WMU	6	6	13	11
Marshall	6	6	10	13
Miami	3	9	7	17
Kent State	1	11	2	19

1962-63

	CONFERENCE GAMES		ALL GAMES	
	W	L	W	L
Bowling Green	9	3	19	8
Toledo	8	4	13	11
Ohio	8	4	13	11
Miami	8	4	12	12
WMU	7	5	12	12
Marshall	1	11	7	16
Kent State	1	11	3	18

1963-64

	CONFERENCE GAMES		ALL GAMES	
	W	L	W	L
Ohio	10	2	21	6
Miami	9	3	17	7
Bowling Green	7	5	14	9
WMU	6	6	10	14
Kent State	5	7	11	13
Toledo	4	8	13	11
Marshall	1	11	6	17

1964-65

	CONFERENCE GAMES		ALL GAMES	
	W	L	W	L
Ohio*	11	1	19	7
Miami	11	1	20	5
Bowling Green	6	6	9	15
Toledo	6	6	13	11
Kent State	4	8	9	11
WMU	3	9	8	16
Marshall	1	11	4	20

*Won playoff game 76-71 at Dayton

1965-66

	CONFERENCE GAMES		ALL GAMES	
	W	L	W	L
Miami	11	1	18	7
Toledo	8	4	13	11
Ohio	6	6	13	10
Bowling Green	6	6	9	15
Marshall	4	8	12	12
WMU	4	8	8	14
Kent State	3	9	8	16

1966-67

	CONFERENCE GAMES		ALL GAMES	
	W	L	W	L
Toledo	11	1	23	2
Marshall	10	2	20	8
Miami	7	5	14	10
Bowling Green	5	7	11	13
WMU	4	8	10	14
Ohio	4	8	8	15
Kent State	1	11	5	18

1967-68

	CONFERENCE GAMES		ALL GAMES	
	W	L	W	L
Bowling Green	10	2	18	7
Marshall	9	3	17	8
Toledo	8	4	16	8
WMU	5	7	11	13
Miami	4	8	11	12
Kent State	3	9	9	15
Ohio	3	9	7	16

YEAR-BY-YEAR STANDINGS

1968-69

	CONFERENCE GAMES		ALL GAMES	
	W	L	W	L
Miami	10	2	15	12
Ohio	9	3	17	9
Kent State	6	6	14	10
WMU	6	6	11	13
Toledo	5	7	13	11
Bowling Green	3	9	9	15
Marshall	3	9	9	15

1969-70

	CONFERENCE GAMES		ALL GAMES	
	W	L	W	L
Ohio	9	1	20	5
Miami	7	3	16	8
Bowling Green	7	3	15	9
Toledo*	3	7	13	11
Kent State	2	8	7	17
WMU	2	8	6	17

*Includes forfeit losses to Miami and WMU

1970-71

	CONFERENCE GAMES		ALL GAMES	
	W	L	W	L
Miami	9	1	20	5
Ohio	6	4	17	7
WMU	5	5	14	10
Toledo	4	6	13	11
Kent State	4	6	13	11
Bowling Green	2	8	7	18

*Won playoff game 69-67 at BG

1971-72

	CONFERENCE GAMES		ALL GAMES	
	W	L	W	L
Ohio*	7	3	14	10
Toledo	7	3	18	7
Kent State	6	4	7	17
WMU	5	5	10	14
Miami	4	6	12	12
Bowling Green	1	9	4	20

1972-73

	CONFERENCE GAMES		ALL GAMES	
	W	L	W	L
Miami	9	2	18	8
Toledo	7	5	15	11
Bowling Green	7	5	13	13
Ohio	6	5	16	10
Kent State	5	7	10	16
CMU	4	6	13	13
WMU	2	10	8	18

1973-74

	CONFERENCE GAMES		ALL GAMES	
	W	L	W	L
Ohio	9	3	16	11
Toledo	8	4	19	9
Bowling Green	7	5	15	11
CMU	6	6	14	12
Miami	6	6	13	13
WMU	5	7	13	13
Kent State	1	11	9	17

1974-75

	CONFERENCE GAMES		ALL GAMES	
	W	L	W	L
CMU	10	4	22	6
Bowling Green	9	5	18	10
Toledo	9	5	17	9
Miami	8	5	19	7
WMU	8	6	16	10
EMU	4	9	12	14
Ohio	4	10	12	14
Kent State	3	11	6	20

1975-76

	CONFERENCE GAMES		ALL GAMES	
	W	L	W	L
WMU	15	1	25	3
Miami	14	2	18	8
Toledo	13	3	18	7
CMU	8	8	12	14
Bowling Green	8	8	12	15
Kent State	7	9	12	14
Ohio	7	9	11	15
Ball State	5	11	11	14
Northern Illinois	2	14	5	21
EMU	1	15	7	20

1976-77

	CONFERENCE GAMES		ALL GAMES	
	W	L	W	L
Miami	13	3	20	6
CMU*	13	3	18	10
Toledo	12	4	21	6
Northern Illinois	10	6	13	14
WMU	8	8	14	13
Ball State	7	9	11	14
Bowling Green	5	11	9	18
Ohio	4	12	9	17
EMU	4	12	9	18
Kent State	4	12	8	19

*Won playoff game

1977-78

	CONFERENCE GAMES		GAMES	
	W	L	W	L
Miami	12	4	19	9
Toledo	11	5	21	6
CMU	11	5	16	10
Bowling Green	10	6	12	15
Northern Illinois	9	7	11	16
EMU	7	9	11	16
Ohio	6	10	13	14
Ball State	6	10	10	15
WMU	4	12	7	20
Kent State	4	12	6	21

1978-79

	CONFERENCE GAMES		ALL GAMES	
	W	L	W	L
Toledo*	13	3	22	7
CMU	13	3	19	9
Ohio	10	6	16	11
Ball State	9	7	16	11
Northern Illinois	8	8	14	13
Kent State	7	9	13	14
Bowling Green	6	10	14	16
Miami	6	10	9	18
EMU	5	11	9	18
WMU	3	13	7	23

*Won playoff game

1979-80

	CONFERENCE GAMES		ALL GAMES	
	W	L	W	L
Toledo*	14	2	23	6
Bowling Green	11	5	20	10
Northern Illinois	9	7	16	13
Ball State	7	9	14	15
Kent State	7	9	10	17
Miami	7	9	9	18
EMU	7	9	13	14
WMU	7	9	12	14
CMU	6	10	12	13
Ohio	5	11	8	18

*MAC Tournament Winner

1980-81

	CONFERENCE GAMES		ALL GAMES	
	W	L	W	L
Ball State*	10	6	20	10
Northern Illinois	10	6	17	12
Toledo	10	6	21	10
WMU	10	6	15	13
Bowling Green	10	6	15	12
EMU	8	8	13	14
Ohio	6	10	7	20
Miami	6	10	11	15
CMU	5	11	12	14
Kent State	5	11	7	19

*MAC Tournament Winner

1981-82

	CONFERENCE GAMES		ALL GAMES	
	W	L	W	L
Ball State	12	4	17	11
Bowling Green	10	6	18	11
Northern Illinois*	9	7	16	14
EMU	8	8	15	12
WMU	8	8	15	14
Ohio	8	8	13	14
Miami	8	8	11	16
Toledo	7	9	15	11
Kent State	6	10	10	16
CMU	4	12	10	16

*MAC Tournament Winner

1982-83

	CONFERENCE GAMES		ALL GAMES	
	W	L	W	L
Bowling Green	15	3	21	9
Ohio*	12	6	23	9
Toledo	10	8	17	12
Ball State	10	8	17	12
Miami	10	8	13	15
Kent State	9	9	15	13
EMU	8	10	12	16
Northern Illinois	8	10	11	16
CMU	5	13	10	17
WMU	3	15	5	23

*MAC Tournament Winner

1983-84

	CONFERENCE GAMES		ALL GAMES	
	W	L	W	L
Miami*	16	2	24	6
Ohio	14	4	20	8
Bowling Green	11	7	18	10
Toledo	11	7	18	11
Northern Illinois	9	9	12	15
EMU	8	10	12	17
Kent State	8	10	15	14
CMU	6	12	11	16
Ball State	5	13	8	19
WMU	2	16	4	22

*MAC Tournament Winner

1984-85

	CONFERENCE GAMES		ALL GAMES	
	W	L	W	L
Ohio*	14	4	22	8
Miami	13	5	20	11
Toledo	11	7	16	12
Kent State	11	7	17	13
EMU	9	9	15	13
Ball State	8	10	13	16
WMU	7	11	12	16
Northern Illinois	7	11	11	16
Bowling Green	6	12	9	18

*MAC Tournament Winner

YEAR-BY-YEAR STANDINGS

1985-86

	CONFERENCE GAMES		ALL GAMES	
	W	L	W	L
Miami	16	2	24	7
Ohio	14	4	22	8
Ball State*	11	7	21	10
Northern Illinois	10	8	15	12
Toledo	8	10	12	17
WMU	7	11	12	16
CMU	7	11	11	17
Kent State	7	11	11	16
EMU	5	13	9	18
Bowling Green	5	13	7	20

*MAC Tournament Winner

1986-87

	CONFERENCE GAMES		ALL GAMES	
	W	L	W	L
CMU*	14	2	22	8
Kent State	11	5	19	10
Bowling Green	10	6	15	14
EMU	8	8	14	15
Miami	7	9	14	14
Ohio	7	9	14	14
WMU	7	9	12	16
Toledo	4	12	11	17
Ball State	4	12	9	18

*MAC Tournament Winner

1987-88

	CONFERENCE GAMES		ALL GAMES	
	W	L	W	L
EMU*	14	2	22	8
CMU	10	6	19	13
Ohio	9	7	16	14
Ball State	8	8	14	14
WMU	7	9	12	17
Bowling Green	7	9	12	16
Kent State	6	10	10	18
Miami	6	10	9	18
Toledo	5	11	15	12

*MAC Tournament Winner

1988-89

	CONFERENCE GAMES		ALL GAMES	
	W	L	W	L
Ball State*	14	2	29	3
Kent State+	12	4	21	10
Toledo+	11	5	18	13
EMU+	8	8	17	12
CMU+	7	9	13	15
Bowling Green+	7	9	13	15
WMU	6	10	12	16
Ohio+	6	10	13	16
Miami	1	15	5	23

*MAC Tournament Winner, +forfeited game (s) due to Miami use of ineligible player

1989-90

	CONFERENCE GAMES		ALL GAMES	
	W	L	W	L
Ball State*	13	3	26	7
Kent State	12	4	21	8
Bowling Green	9	7	18	11
Miami	9	7	14	15
EMU	8	8	19	13
Toledo	7	9	12	16
CMU	6	10	13	17
Ohio	5	11	12	16
WMU	3	13	9	18

*MAC Tournament Winner

1990-91

	CONFERENCE GAMES		ALL GAMES	
	W	L	W	L
EMU*	13	3	26	7
Ball State	10	6	21	10
Miami	10	6	16	12
Ohio	9	7	16	12
Bowling Green	9	7	17	13
CMU	8	8	14	14
Toledo	7	9	17	16
Kent State	4	12	10	18
WMU	2	14	5	22

*MAC Tournament Winner

1991-92

	CONFERENCE GAMES		ALL GAMES	
	W	L	W	L
Miami*	13	3	23	8
Ball State	11	5	24	9
WMU	11	5	21	9
Ohio	10	6	18	10
Bowling Green	8	8	14	15
Kent State	6	10	9	19
CMU	6	10	12	16
EMU	4	12	9	22
Toledo	3	13	7	20

*MAC Tournament Winner

1992-93

	CONFERENCE GAMES		ALL GAMES	
	W	L	W	L
Ball State*	14	4	26	8
Miami	14	4	22	9
WMU	12	6	17	12
Ohio	11	7	14	13
Toledo	9	9	12	16
EMU	8	10	13	17
Bowling Green	8	10	11	16
Kent State	7	11	10	17
CMU	4	14	8	18
Akron	3	15	8	18

*MAC Tournament Winner

1993-94

	CONFERENCE GAMES		ALL GAMES	
	W	L	W	L
Ohio*	14	4	25	8
Bowling Green	12	6	18	10
Miami	12	6	19	11
Ball State	11	7	16	12
EMU	10	8	15	12
Toledo	10	8	15	12
Kent State	8	10	13	14
WMU	7	11	14	14
CMU	4	14	5	21
Akron	2	16	8	18

*MAC Tournament Winner

1994-95

	CONFERENCE GAMES		ALL GAMES	
	W	L	W	L
Miami	16	2	23	7
Ohio	13	5	24	10
EMU	12	6	20	10
Ball State	11	7	19	11
Bowling Green	10	8	16	11
Toledo	10	8	16	11
WMU	9	9	14	13
Kent State	5	13	8	19
Akron	4	14	8	18
CMU	0	18	3	23

*MAC Tournament Winner

1995-96

	CONFERENCE GAMES		ALL GAMES	
	W	L	W	L
EMU*	14	4	25	6
WMU	13	5	15	12
Miami	12	6	21	8
Ball State	11	7	16	12
Ohio	11	7	16	14
Toledo	9	9	18	14
Bowling Green	9	9	14	13
Kent State	8	10	14	13
CMU	3	15	6	20
Akron	0	18	3	23

*MAC Tournament Winner

1996-97

	CONFERENCE GAMES		ALL GAMES	
	W	L	W	L
Miami*	13	5	21	8
Bowling Green	13	5	22	9
Ohio	12	6	17	10
EMU	11	7	22	10
Ball State	9	9	16	13
WMU	9	9	14	14
Kent State	7	11	9	18
Toledo	6	12	13	14
Akron	6	12	8	18
CMU	4	14	7	19

*MAC Tournament Winner

1997-98

	CONFERENCE GAMES		ALL GAMES	
	W	L	W	L
EAST				
Akron	13	5	17	10
Miami	9	9	17	12
Kent State	9	9	13	17
Marshall	7	11	11	16
Bowling Green	7	11	10	16
Ohio	3	15	5	21
WEST				
WMU	14	4	21	8
Ball State	14	4	21	8
EMU*	13	5	20	10
Toledo	10	8	15	12
Northern Illinois	6	12	10	16
CMU	3	15	5	21

*MAC Tournament Winner

1998-99

	CONFERENCE GAMES		ALL GAMES	
	W	L	W	L
EAST				
Miami	15	3	24	8
Kent State*	13	5	23	7
Akron	12	6	18	9
Ohio	12	6	18	10
Bowling Green	12	6	18	10
Marshall	11	7	16	11
Buffalo	1	17	5	24
WEST				
Toledo	11	7	19	9
Ball State	10	8	16	11
CMU	7	11	10	16
WMU	6	12	11	15
EMU	5	13	5	20
Northern Illinois	2	16	6	20

*MAC Tournament Winner

YEAR-BY-YEAR STANDINGS

1999-2000

	CONFERENCE GAMES		ALL GAMES	
	W	L	W	L
EAST0				
Bowling Green	14	4	22	8
Kent State	13	5	23	8
Akron	11	7	17	11
Marshall	11	7	21	9
Ohio	11	7	20	13
Miami	8	10	15	15
Buffalo	3	15	5	23
WEST	W	L	W	L
Ball State*	11	7	22	9
Toledo	11	7	18	13
EMU	9	9	15	13
Northern Illinois	7	11	13	15
WMU	6	12	10	18
CMU	2	16	6	23

*MAC Tournament Winner

2000-2001

	CONFERENCE GAMES		ALL GAMES	
	W	L	W	L
EAST				
Kent State*	13	5	24	10
Marshall	12	6	18	9
Ohio	12	6	19	11
Bowling Green	10	8	15	14
Miami	10	8	17	16
Akron	9	9	12	16
Buffalo	2	16	4	24
WEST	W	L	W	L
CMU	14	4	20	8
Toledo	12	6	22	11
Ball State	11	7	18	12
WMU	7	11	7	21
Northern Illinois	4	14	5	23
EMU	1	17	3	25

*MAC Tournament Winner

2001-2002

	CONFERENCE GAMES		ALL GAMES	
	W	L	W	L
EAST				
Kent State*	17	1	30	6
Bowling Green	12	6	24	9
Ohio	11	7	17	11
Miami	9	9	13	18
Marshall	8	10	15	15
Buffalo	7	11	12	18
Akron	5	13	10	21
WEST	W	L	W	L
Ball State	12	6	23	12
Toledo	11	7	16	14
WMU	10	8	17	13
Northern Illinois	8	10	12	16
Central Michigan	5	13	9	19
EMU	2	16	6	24

*MAC Tournament Winner

2002-2003

	CONFERENCE GAMES		ALL GAMES	
	W	L	W	L
EAST				
Kent State	12	6	22	9
Miami	11	7	13	15
Akron	9	9	14	14
Marshall	9	9	14	15
Ohio	8	10	14	16
Buffalo	2	16	5	23
WEST	W	L	W	L
Central Michigan*	14	4	25	7
Northern Illinois	11	7	17	14
Western Michigan	10	8	20	11
Eastern Michigan	8	10	14	14
Bowling Green	8	10	13	16
Ball State	8	10	13	17
Toledo	7	11	14	15

*MAC Tournament Winner

2003-2004

	CONFERENCE GAMES		ALL GAMES	
	W	L	W	L
EAST				
Kent State	13	5	22	8
Miami	12	6	18	11
Buffalo	11	7	17	11
Marshall	8	10	12	17
Akron	7	11	13	15
Ohio	7	11	10	20
WEST	W	L	W	L
Western Michigan*	15	3	26	4
Toledo	12	6	20	11
Ball State	10	8	14	14
Bowling Green	8	10	14	17
Eastern Michigan	7	11	13	15
Northern Illinois	5	13	10	20
Central Michigan	2	16	6	24

*MAC Tournament Winner

2004-2005

	CONFERENCE GAMES		ALL GAMES	
	W	L	W	L
EAST				
Miami	12	6	19	11
Buffalo	11	7	23	10
Ohio*	11	7	21	11
Akron	11	7	19	10
Kent State	11	7	20	13
Marshall	3	15	6	22
WEST	W	L	W	L
Western Michigan	11	7	20	13
Toledo	11	7	16	13
Bowling Green	10	8	18	11
Ball State	10	8	15	13
Northern Illinois	7	11	11	17
Eastern Michigan	5	13	12	18
Central Michigan	4	14	10	18

*MAC Tournament Winner

2005-2006

	CONFERENCE GAMES		ALL GAMES	
	W	L	W	L
EAST				
Kent State*	15	3	25	9
Akron	14	4	23	10
Miami	14	4	18	11
Ohio	10	8	19	11
Buffalo	8	10	19	13
Bowling Green	5	13	9	21
WEST	W	L	W	L
Northern Illinois	12	6	17	11
Toledo	10	8	20	11
Western Michigan	10	8	14	17
Ball State	6	12	10	18
Eastern Michigan	3	15	7	21
Central Michigan	1	17	4	24

*MAC Tournament Winner

Standings for Mid-American Conference Games Only

School	Year Entered	Seasons	Wins	Losses	Pct.	MAC Titles
Akron	1992	13	106	146	.421	0
Ball State	1976	31	298	234	.560	5
Bowling Green	1954	53	416	361	.535	7
Buffalo	1999	8	45	99	.313	0
Butler	1947	4	24	10	.706	1
Central Michigan	1973	34	219	349	.385	6
Cincinnati	1947	7	53	14	.791	5
Eastern Michigan	1975	32	237	308	.435	4
Kent State	1952	55	360	457	.441	2
Marshall	1955-69,1997	24	168	177	.487	1
Miami	1948	58	543	309	.637	21
Northern Illinois	1976-86,1997	19	153	193	.442	1
Ohio	1947	60	475	369	.563	9
Toledo	1952	56	457	361	.559	6
Wayne State	1947	1	1	7	.125	0
Western Michigan	1948	59	382	462	.453	4
Western Reserve	1947	9	17	76	.183	0

ALL-MAC SELECTIONS

1947

Ralph "Buckshot" O'Brien, Butler
Al Rubenstein, Cincinnati
Bill Westerfield, Cincinnati
Dick Schridder, Ohio
Hank Lefkowitz, Western Reserve

1948

Ralph "Buckshot" O'Brien, Butler
Al Rubenstein, Cincinnati
Rob Brown, Miami
Paul Schnackenberg, Miami
Bob Bisson, Western Reserve

1949

Jim Doyle, Butler
Ralph "Buckshot" O'Brien, Butler
Charley Mass, Butler
Al Rubenstein, Cincinnati
Don Boven, Western Michigan

1950

Jim Doyle, Butler
Ralph "Buckshot" O'Brien, Butler
Dick Dallmer, Cincinnati
Jim Holstein, Cincinnati
Bob Adams, Western Michigan

1951

Jim Holstein, Cincinnati
Joe Luchi, Cincinnati
Dick Walls, Miami
Glen Hursey, Ohio
Bob Adams, Western Michigan

1952

Jim Holstein, Cincinnati
Don Knodel, Miami
Glen Hursey, Ohio
Phil Martin, Toledo
Bob Adams, Western Michigan

1953

First Team
Percy Grenfell, Kent State
Dick Walls, Miami
Don Knodel, Miami
Phil Martin, Toledo
Dick Howard, Western Reserve

Second Team

Jack Twyman, Cincinnati
Ed Gunderson, Miami
Jim Betts, Ohio
Ron Jackson, Western Michigan

1954

First Team
Al Bianchi, Bowling Green
Jim Gerber, Bowling Green
Walt Wolowac, Marshall
Phil Martin, Toledo
Dick Howard, Western Reserve

Second Team

Dick Klitch, Miami
Jim Betts, Ohio
Lou Sawchik, Ohio
John Pazdzior, Toledo
Ron Jackson, Western Michigan

1955

First Team
Dad Potopski, Kent State
Cebert Price, Marshall
Charles Slack, Marshall
Tom Bryant, Miami
Dick Howard, Western Reserve

Second Team

Paul Underwood, Marshall
Dick Garrison, Ohio
Jim Ray, Toledo
Harold Stacy, Western Michigan
Bill Rogers, Western Michigan

1956

First Team
Cebert Price, Marshall
Charlie Slack, Marshall
Don Barnette, Miami
Jim Ray, Toledo
Jack Smith, Western Michigan

Second Team

Gene Ray, Bowling Green
Dan Potopsky, Kent State
Paul Underwood, Marshall
Bill Kennon, Miami
Scotty Griesheimer, Ohio
Fred Corbus, Western Michigan
Robert Diment, Western Michigan

1957

First Team
Dad Potopsky, Kent State
Cebert Price, Marshall
Don Barnette, Miami
Wayne Embry, Miami
John Powell, Miami

Second Team

Gene Ray, Bowling Green
Jim Gorsline, Kent State
Bill Kennon, Miami
Dick Garrison, Ohio
Jack Smith, Western Michigan

1958

First Team
Jim Darrow, Bowling Green
Leo Byrd, Marshall
Hall Greer, Marshall
Wayne Embry, Miami
Ed Blair, Western Michigan

Second Team

Chuck McCampbell, Bowling Green
John Powell, Miami
Jim Thomas, Miami
Bob Peters, Ohio
Dave Scott, Ohio

1959

First Team
Jim Darrow, Bowling Green
Charles McCampbell, Bowling Green
Oliver Wallace, Kent State
Leo Byrd, Marshall
Ed Wingard, Miami
Ed Blair, Western Michigan

Second Team

John Milhoan, Marshall
William Brown, Miami
Bunk Adams, Ohio
Robert Anderson, Ohio
George Patterson, Toledo
Sam Key, Western Michigan

1960

First Team
Jim Darrow, Bowling Green
Oliver Wallace, Kent State
John Milhoan, Marshall
Bunk Adams, Ohio
Howard Joliff, Ohio

Second Team

Bob Burgess, Marshall
Dave Zeller, Miami
John Papcun, Toledo
George Patterson, Toledo
Ron Robinson, Western Michigan

1961

First Team
Nate Thurmond, Bowling Green
Pete Baltic, Kent State
Dave Zeller, Miami
Bunk Adams, Ohio
Bob Bolton, Western Michigan

Second Team

Harvey Hunt, Kent State
Bob Burgess, Marshall
Vern Lawson, Miami
Larry Kruger, Ohio
Larry Jones, Toledo
Jerry Galicki, Toledo

1962

First Team
Howard Komives, Bowling Green
Nate Thurmond, Bowling Green
LeVern Benson, Miami
Larry Jones, Toledo
Manny Newsome, Western Michigan

Second Team

Harvey Hunt, Kent State
Bob Burgess, Marshall
Jerry Jackson, Ohio
Bill Whaley, Ohio
Ray Wolford, Toledo

1963

First Team
Howard Komives, Bowling Green
Nate Thurmond, Bowling Green
Dennis Klug, Kent State
Ray Wolford, Toledo
Manny Newsome, Western Michigan

Second Team

Phil Carter, Marshall
Jeff Gehring, Miami
Don Hilt, Ohio
Jerry Jackson, Ohio
Jim Cox, Toledo
Ajac Triplett, Western Michigan

1964

First Team
Howard Komives, Bowling Green
Jeff Gehring, Miami
Don Hilt, Ohio
Jerry Jackson, Ohio
Manny Newsome, Western Michigan

Second Team

Tom Baker, Bowling Green
Dan Norris, Kent State
Charlie Coles, Miami
Charley Dinkins, Miami
Paukl Story, Ohio
Jim Cox, Toledo
Ray Wolford, Toledo
Ajac Triplett, Western Michigan

1965

First Team
Bob Dwors, Bowling Green
Tom Langfitt, Marshall
Jeff Gehring, Miami
Don Hilt, Ohio
Dave Anderson, Western Michigan

Second Team

Wilson Graham, Kent State
Charlie Coles, Miami
Charlie Dinkins, Miami
Mike Haley, Ohio
Bill Backensto, Toledo

1966

First Team
Don Piatkowski, Bowling Green
Jery Peirson, Miami
Ken Fowlkes, Ohio
Bob Aston, Toledo
Jim Cox, Toledo

Second Team

Fred Albrecht, Kent State
Doug Sims, Kent State
Bob Redd, Marshall
Jim Patterson, Miami
Reggie Laceyfield, Western Michigan

1967

First Team
Bob Redd, Marshall
George Stone, Marshall
Fred Foster, Miami
Jerry Fisher, Miami
Steve Mix, Toledo

Second Team

Walt Piatkowski, Bowling Green
Doug Grayson, Kent State
Bob Allen, Marshall
Jerry McKee, Ohio
Bill Backensto, Toledo
Will Babione, Toledo
Reggie Laceyfield, Western Michigan

1968

First Team
Don Piatkowski, Bowling Green
Bob Redd, Marshall
Fred Foster, Miami
Jerry Fisher, Miami
Steve Mix, Toledo
Gene Ford, Western Michigan

Second Team

Al Hairton, Bowling Green
Doug Grayson, Kent State
Dan D'Antoni, Marshall
George Stone, Marshall
Gerald McKee, Ohio
Reggie Laceyfield, Western Michigan

1969

First Team
Dan D'Antoni, Marshall
Frank Lukacs, Miami
Gerald McKee, Ohio
Steve Mix, Toledo
Gene Ford, Western Michigan

Second Team

Dan McLemore, Bowling Green
Doug Grayson, Kent State
Tom Lagodich, Kent State
Ray Loucks, Miami
Walt Williams, Miami

ALL-MAC SELECTIONS

1970

First Team

Don McLemore, Bowling Green
 Jim Penix, Bowling Green
 Jon Canine, Ohio
 Craig Love, Ohio
 Greg McDivitt, Ohio

Second Team

Bruce Burden, Kent State
 Terry Martin, Miami
 Mike Wren, Miami
 Doug Hess, Toledo
 Mike Muren, Toledo

1971

First Team

Rueben Vance, Kent State
 Craig Love, Ohio
 Ken Kowell, Ohio
 Tom Kozelko, Toledo
 Earl Jenkins, Western Michigan
 Chuck Washington, Western Michigan

Second Team

Jim Connally, Bowling Green
 Rich Walker, Bowling Green
 Roger Evans, Kent State
 Darrell Dunlap, Miami
 Mike Wren, Miami

1972

First Team

Rueben Vance, Kent State
 Darrell Dunlap, Miami
 Tom Corde, Ohio
 Tom Kozelko, Toledo
 Earnest Pettis, Western Michigan

Second Team

Roger Evans, Kent State
 Dwight Kenner, Kent State
 Phil Lumpkin, Miami
 Tim Harmon, Toledo
 Mike Steele, Western Michigan
 Chuck Washington, Western Michigan

1973

First Team

Cornelius Cash, Bowling Green
 Ben Kelso, Central Michigan
 Phil Lumpkin, Miami
 Rich Hampton, Miami
 George Green, Ohio
 Tom Kozelko, Toledo

Second Team

Brian Scanlan, Bowling Green
 Dan Roundfield, Central Michigan
 Rich Gates, Kent State
 Dwight Kenner, Kent State
 Dave Ball, Ohio
 Mike Parker, Toledo

1974

First Team

Cornelius Cash, Bowling Green
 Dan Roundfield, Central Michigan
 Bill Brown, Ohio
 Phil Lumpkin, Miami
 Walter Luckett, Ohio
 Mike Parker, Toledo

Second Team

James McElroy, Central Michigan
 Rich Hampton, Miami
 George Green, Ohio
 Jim Brown, Toledo
 Mike Steele, Western Michigan

1975

First Team

Cornelius Cash, Bowling Green
 James McElroy, Central Michigan
 Dan Roundfield, Central Michigan
 Walter Luckett, Ohio
 Larry Cole, Toledo

Second Team

Jeff Montgomery, Bowling Green
 Bob Riddle, Eastern Michigan
 Steve Fields, Miami
 Paul Griffin, Western Michigan
 Jeff Tyson, Western Michigan

Honorable Mention

Skip Howard, Bowling Green
 Steve Cooper, Bowling Green
 Jim Helmink, Central Michigan
 Dan Hoff, Eastern Michigan
 Rick Gates, Kent State
 Brad Robinson, Kent State
 Rod Dieringer, Miami
 Dave Elmer, Miami
 Randy Ayers, Miami
 Chuck Goodyear, Miami
 George Green, Ohio
 Jim Kindel, Toledo
 Mike Larson, Toledo
 Jim Brown, Toledo
 Tom Cutter, Western Michigan
 Jimmie Harvey, Western Michigan
 Jim Kurzen, Western Michigan

1976

First Team

Chuck Goodyear, Miami
 Matt Hicks, Northern Illinois
 Larry Cole, Toledo
 Jeff Tyson, Western Michigan
 Tom Cutter, Western Michigan
 Paul Griffin, Western Michigan

Second Team

Tommy Harris, Bowling Green
 Jim Collins, Kent State
 Archie Aldridge, Miami
 John Shoemaker, Miami
 Scott Love, Ohio
 Mike Larsen, Toledo
 Dave Speicher, Toledo

Honorable Mention

Randy Borden, Ball State
 Ron Hammye, Bowling Green
 Leonard Drake, Central Michigan
 Denny Parks, Central Michigan
 Bob Riddle, Eastern Michigan
 Corteze Brown, Kent State
 Randy Ayers, Miami
 Jimmy Harvey, Western Michigan

1977

First Team

Tommy Harris, Bowling Green
 Ben Poquette, Central Michigan
 Burrell McGhee, Kent State
 Archie Aldridge, Miami
 Paul Dawkins, Northern Illinois
 Matt Hicks, Northern Illinois

Second Team

Leonard Drake, Central Michigan
 Chuck Goodyear, Miami
 Steve Skaggs, Ohio
 Ted Williams, Toledo
 Tom Cutter, Western Michigan

Honorable Mention

Bill Weaver, Eastern Michigan
 Jim Collins, Kent State
 Randy Ayers, Miami
 John Shoemaker, Miami
 Paul Dawkins, Northern Illinois
 Tim Joyce, Ohio
 Bucky Walden, Ohio
 Dave Speicher, Toledo
 Dick Miller, Toledo
 Stan Joplin, Toledo

1978

First Team

Jeff Troph, Central Michigan
 Burrell McGhee, Kent State
 Archie Aldridge, Miami
 Paul Dawkins, Northern Illinois
 Tim Joyce, Ohio

Second Team

Dave Grauzer, Central Michigan
 Randy Ayers, Miami
 John Shoemaker, Miami
 Steve Skaggs, Ohio
 Ted Williams, Toledo

Honorable Mention

Randy Boarden, Ball State
 Robert Sims, Ball State
 Ron Hammye, Bowling Green
 Duane Gray, Bowling Green
 Val Bracey, Central Michigan
 Ken Harmon, Eastern Michigan
 Gary Green, Eastern Michigan
 Joe McKeown, Kent State
 John Harris, Northern Illinois
 Jim Swaney, Toledo

1979

First Team

Dave Grauzer, Central Michigan
 Burrell McGhee, Kent State
 Paul Dawkins, Northern Illinois
 Tim Joyce, Ohio
 Jim Swaney, Toledo

Second Team

Randy Boarden, Ball State
 Duane Gray, Bowling Green
 Gary Green, Eastern Michigan
 Trent Grooms, Kent State
 Dick Miller, Toledo

Honorable Mention

Mike Drews, Ball State
 Jim Hahn, Ball State
 Val Bracey, Central Michigan
 Jeff Troph, Central Michigan
 Rick Goins, Miami
 Steve Skaggs, Ohio
 Ken Cunningham, Western Michigan

1980

First Team

Trent Grooms, Kent State
 Allen Rayhorn, Northern Illinois
 Dick Miller, Toledo
 Jim Swaney, Toledo
 Kenny Cunningham, Western Michigan

Second Team

Al Gooden, Ball State
 Ray McCallum, Ball State
 Joe Faine, Bowling Green
 Kelvin Blakely, Eastern Michigan
 Kirk Lehman, Ohio
 Tim Selgo, Toledo

Honorable Mention

John Williams, Ball State
 Colin Irish, Bowling Green
 Marcus Newbern, Bowling Green
 Rosie Barnes, Bowling Green
 Leon Guydon, Central Michigan
 Mike Robinson, Central Michigan
 Jeff Zatkoff, Eastern Michigan
 Rob Koch, Kent State
 Tom Dunn, Miami
 Jay Bryant, Northern Illinois

1981

First Team

Ray McCallum, Ball State
 Melvin McLaughlin, Central Michigan
 Jeff Zatkoff, Eastern Michigan
 Allen Rayhorn, Northern Illinois
 Harvey Knuckles, Toledo
 Walker D. Russel, Western Michigan

Second Team

Al Gooden, Ball State
 Joe Faine, Bowling Green
 Mike Robinson, Central Michigan
 Tim Woodson, Ohio
 Jay Lehman, Toledo
 Jasper McElroy, Western Michigan

Honorable Mention

John Williams, Ball State
 Colin Irish, Bowling Green
 Dave Greer, Bowling Green
 Marcus Newbern, Bowling Green
 Tim Bracey, Eastern Michigan
 Al Watkins, Miami
 Shawn Thrower, Northern Illinois
 Kirk Lehman, Ohio
 Todd Dietrich, Western Michigan
 Melvin Maxwell, Western Michigan

1982

First Team

Ray McCallum, Ball State
 Marcus Newbern, Bowling Green
 Melvin McLaughlin, Central Michigan
 Allen Rayhorn, Northern Illinois
 Walker D. Russel, Western Michigan

Second Team

C.C. Fullove, Ball State
 George Sweigert, Miami
 Jeff Zatkoff, Eastern Michigan
 Mitch Adams, Toledo
 Jasper McElroy, Western Michigan

Honorable Mention

John Williams, Ball State
 David Greer, Bowling Green
 David Jenkins, Bowling Green
 Jack Brusewitz, Eastern Michigan
 David Zeigler, Kent State
 Craig Tubbs, Miami
 Leonard Hayes, Northern Illinois
 Vic Alexander, Ohio
 John Deveraux, Ohio
 Kirk Lehman, Ohio
 Ken Epperson, Toledo
 Tim Reiser, Toledo
 Mike Seberger, Western Michigan

ALL-MAC SELECTIONS

1983

First Team

Ray McCallum, Ball State
David Greer, Bowling Green
David Jenkins, Bowling Green
Tim Dillon, Northern Illinois
Jon Deveraux, Ohio

Second Team

Colin Irish, Bowling Green
Melvin McLaughlin, Central Michigan
David Zeigler, Kent State
Craig Tubbs, Miami
Ken Epperson, Toledo

Honorable Mention

Jon Mansbury, Ball State
David Scott, Ball State
Bill Faine, Bowling Green
Phil Blevins, Eastern Michigan
Marlow McClain, Eastern Michigan
Vince Giles, Eastern Michigan
Tim Kroeger, Miami
Ron Harper, Miami
Carl Armato, Northern Illinois
Ron Lindfors, Northern Illinois
Vic Alexander, Ohio
Eric Helton, Ohio
Jeff Thomas, Ohio
Mitch Adamek, Toledo
Cordell Eley, Western Michigan

1984

First Team

David Jenkins, Bowling Green
Ron Harper, Miami
Tim Dillon, Northern Illinois
Jon Deveraux, Ohio
Ken Epperson, Toledo

Second Team

Colin Irish, Bowling Green
Derek Bolden, Central Michigan
Fred Cofield, Eastern Michigan
Vince Giles, Eastern Michigan
Larry Robinson, Kent State

Honorable Mention

Anthony Grier, Kent State
Chuck Stahl, Miami
John Willoughby, Miami
Vic Alexander, Ohio
Robert Tatum, Ohio
Tim Reiser, Toledo

1985

First Team

Dan Palombizo, Ball State
Fred Cofield, Eastern Michigan
Anthony Grier, Kent State
Ron Harper, Miami
Ken Epperson, Toledo

Second Team

Derek Bolden, Central Michigan
Larry Robbins, Kent State
Vic Alexander, Ohio
Robert Tatum, Ohio
Kenny Battle, Northern Illinois

Honorable Mention

Keith Taylor, Bowling Green
Vince Giles, Eastern Michigan
Rick Scarberry, Ohio
Jay Gast, Toledo

1986

First Team

Dan Palombizo, Ball State
Dan Majerle, Central Michigan
Ron Harper, Miami
Kenny Battle, Northern Illinois
Robert Tatum, Ohio

Second Team

Brian Miller, Bowling Green
Ervin Leavy, Central Michigan
Percy Cooper, Eastern Michigan
Eric Newsome, Miami
Donald Petties, Western Michigan

Honorable Mention

Bill Toole, Kent State
Paul Baron, Ohio
Paul Graham, Ohio
Booker James, Western Michigan

1987

First Team

Ervin Leavy, Central Michigan
Dan Majerle, Central Michigan
Grant Long, Eastern Michigan
Bill Toole, Kent State
Booker James, Western Michigan

Second Team

Charles Smith, Ball State
Derrick Wesley, Ball State
Mike McCall, Eastern Michigan
Jay Peters, Kent State
Blake Burnham, Toledo

Honorable Mention

Frank Booker, Bowling Green
Tommie Johnson, Central Michigan
Reggie Adams, Kent State
Trimill Haywood, Miami
Paul Graham, Ohio

1988

First Team

Derrick Wesley, Ball State
Tommie Johnson, Central Michigan
Dan Majerle, Central Michigan
Grant Long, Eastern Michigan
Reggie Adams, Kent State
Paul Graham, Ohio

Second Team

Anthony Robinson, Bowling Green
Howard Chambers, Eastern Michigan
Eric Glenn, Kent State
John Rhodes, Ohio
Mark Brown, Western Michigan

Honorable Mention

Lorenzo Neely, Eastern Michigan
Dave Jamerson, Ohio
Chad Keller, Toledo
Steve Riikonen, Western Michigan

1989

First Team

Curtis Kidd, Ball State
Paris McCurdy, Ball State
Reggie Adams, Kent State
Paul Graham, Ohio
Andy Fisher, Toledo

Second Team

Billy Butts, Ball State
Eric Glenn, Kent State
Karlton Clayborne, Miami
Dave Jamerson, Ohio
Tony Baumgardt, Western Michigan

Honorable Mention

Scott Nichols, Ball State
Carter Bridges, Central Michigan
Howard Chambers, Eastern Michigan
Lorenzo Neely, Eastern Michigan
Lamont Hanna, Miami
Tim Stewart, Miami
Fred King, Toledo
Eli Parker, Western Michigan

1990

First Team

Paris McCurdy, Ball State
Clinton Venable, Bowling Green
Rick Blevins, Kent State
Dave Jamerson, Ohio
Jim Havrilla, Western Michigan

Second Team

Curtis Kidd, Ball State
Joe Moore, Bowling Green
Lorenzo Neely, Eastern Michigan
Eric Glenn, Kent State
Tim Stewart, Miami

Honorable Mention

Shawn Parrish, Ball State
Chandler Thompson, Ball State
Kory Hallas, Eastern Michigan
Harold Walton, Kent State
Dennis Whitaker, Ohio
Craig Sutters, Toledo
Bobby Taylor, Toledo
Mark Brown, Western Michigan

1991

First Team

Emanuel Cross, Ball State
Chandler Thompson, Ball State
Marcus Kennedy, Eastern Michigan
Lorenzo Neely, Eastern Michigan
David Scott, Miami
Lewis Geter, Ohio

Second Team

Joe Moore, Bowling Green
Clinton Venable, Bowling Green
Carl Thomas, Eastern Michigan
Tony Banks, Kent State
Craig Sutters, Toledo

Honorable Mention

Steve Watson, Bowling Green
Darian McKinney, Central Michigan
Craig Michaelis, Miami
Keith Wade, Toledo
Jim Havrilla, Western Michigan

1992

First Team

Keith Stalling, Ball State
Kory Hallas, Eastern Michigan
David Scott, Miami
Lewis Geter, Ohio
Jim Havrilla, Western Michigan

Second Team

Michael Huger, Bowling Green
Darian McKinney, Central Michigan
Tony Banks, Kent State
J.C. Harris, Toledo
Leon McGee, Western Michigan

Honorable Mention

Bill Gillis, Ball State
Chandler Thompson, Ball State
Tom Hall, Bowling Green
Sean Waters, Central Michigan
Jamie Mercurio, Miami

1993

First Team

Steve Payne, Ball State
Jeermal Sylvester, Ball State
Michael Huger, Bowling Green
Gary Trent, Ohio
Leon McGee, Western Michigan

Second Team

Sander Scott, Central Michigan
Ellery Morgan, Eastern Michigan
Greg Holman, Kent State
Matt Kramer, Miami
Tim Schirra, Toledo

Honorable Mention

Mark Alberts, Akron
Bill Gillis, Ball State
Shane Kline-Ruminski, Bowling Green
Bryant Kennedy, Eastern Michigan
Theron Wilson, Eastern Michigan
Scott Belyeu, Miami
Jamie Mahaffey, Miami
Craig Michaelis, Miami
Sam Brown, Toledo
Sean Wightman, Western, Michigan

1994

First Team

Steve Payne, Ball State
Jeermal Sylvester, Ball State
Kareem Carpenter, Eastern Michigan
Landon Hackim, Miami
Gary Trent, Ohio

Second Team

Shane Kline-Ruminski, Bowling Green
Shane Komives, Bowling Green
Archie Fuller, Toledo
Craig Thames, Toledo
Anthony "Scoop" Williams, Toledo

Honorable Mention

Rod Koch, Kent State
Nate Reinking, Kent State
Derrick Cross, Miami
Jamie Mahaffey, Miami

1995

First Team

Steve Payne, Ball State
Shane Kline-Ruminski, Bowling Green
Devin Davis, Miami
Gary Trent, Ohio
Craig Thames, Toledo

Second Team

Kareem Carpenter, Eastern Michigan
Brian Tolbert, Eastern Michigan
Derrick Cross, Miami
Landon Hackim, Miami
Jamie Mahaffey, Miami
Anthony "Scoop" Williams, Toledo
Joel Burns, Western Michigan

Honorable Mention

Marcus Norris, Ball State
Floyd Miller, Bowling Green

ALL-MAC SELECTIONS

1996

First Team

Bonzi Wells, Ball State
 Brian Tolbert, Eastern Michigan
 Devin Davis, Miami
 Craig Thames, Toledo
 Ben Handlogten, Western Michigan

Second Team

Antonio Daniels, Bowling Green
 Earl Boykins, Eastern Michigan
 Nate Reinking, Kent State
 Geno Ford, Ohio
 Curtis Simmons, Ohio

Honorable Mention

Jay Larranaga, Bowling Green
 Anthony Stacey, Bowling Green
 Charles Macon, Central Michigan
 Theron Wilson, Eastern Michigan
 Jason Terry, Ohio
 Casey Shaw, Toledo
 Jason Black, Western Michigan

1997

First Team

Bonzi Wells, Ball State
 Antonio Daniels, Bowling Green
 Earl Boykins, Eastern Michigan
 Devin Davis, Miami
 Geno Ford, Ohio

Second Team

Jimmal Ball, Akron
 Derrick Dial, Eastern Michigan
 Ed Sears, Ohio
 Casey Shaw, Toledo
 Saddy Washington, Western Michigan

Honorable Mention

Anthony Stacey, Bowling Green
 Nate Huffman, Central Michigan
 Charles Macon, Kent State
 Ed Norvell, Kent State
 Ira Newble, Miami

1998

First Team

Bonzi Wells, Ball State
 Earl Boykins, Eastern Michigan
 Wally Szczerbiak, Miami
 T.J. Lux, Northern Illinois
 Brandon Hunter, Western Michigan

Second Team

Jami Bosley, Akron
 Derrick Dial, Eastern Michigan
 Damon Frierson, Miami
 Casey Shaw, Toledo
 Roshod Johnson, Western Michigan

Honorable Mention

Jimmal Ball, Akron
 George Phillips, Akron
 Duane Clemens, Ball State
 Kirk Cowan, Bowling Green
 Tony Reid, Bowling Green
 James Head, Eastern Michigan
 Ed Norvell, Kent State
 Carlton King, Marshall
 Sanjay Adell, Ohio
 Jason Kimbrough, Western Michigan

1999

First Team

Jami Bosley, Akron
 Anthony Stacey, Bowling Green
 Wally Szczerbiak, Miami
 LaDrell Whitehead, Ohio
 Greg Stempin, Toledo

Second Team

Jimmal Ball, Akron
 Duane Clemens, Ball State
 John Whorton, Kent State
 Danmon Frierson, Miami
 Shaun Stonerook, Ohio

Honorable Mention

Ryan Andrick, Akron
 Mike Manciel, Central Michigan
 Kyrem Massey, Kent State
 Ed Norvell, Kent State
 J.R. VanHoose, Marshall
 Travis Young, Marshall
 Rob Mestas, Miami
 Sanjay Adell, Ohio
 Art Norman, Toledo
 Tony Barksdale, Western Michigan

2000

First Team

Anthony Stacey, Bowling Green
 Tamar Slay, Marshall
 T.J. Lux, Northern Illinois
 Shaun Stonerook, Ohio
 Greg Stempin, Toledo

Second Team

Jami Bosley, Akron
 Duane Clemens, Ball State
 Trevor Huffman, Kent State
 John Whorton, Kent State
 Anthony Taylor, Miami

Honorable Mention

Jimmal Ball, Akron
 Dave Esterkamp, Bowling Green
 Len Matela, Bowling Green
 David Webber, Central Michigan
 Calvin Warner, Eastern Michigan
 J.R. VanHoose, Marshall
 Rob Mestas, Miami
 Sanjay Adell, Ohio
 Justin Hall, Toledo
 Tony Barksdale, Western Michigan

2001

First Team

David Webber, Central Michigan
 Trevor Huffman, Kent State
 J.R. VanHoose, Marshall
 Brandon Hunter, Ohio
 Greg Stempin, Toledo

Second Team

Theron Smith, Ball State
 Keith McLeod, Bowling Green
 Kyrem Massey, Kent State
 Tamar Slay, Marshall
 Alex Shorts, Miami

Honorable Mention

Nate Schindewolf, Akron
 Len Matela, Bowling Green
 Chad Pleiness, Central Michigan
 Andrew Mitchell, Kent State
 Demetric Shaw, Kent State
 Travis Young, Marshall
 Jason Grunkemeyer, Miami
 Leon Rodgers, Northern Illinois
 Patrick Flomo, Ohio
 Jon Powell, Western Michigan

2002

First Team

Theron Smith, Ball State
 Keith McLeod, Bowling Green
 Trevor Huffman, Kent State
 Andrew Mitchell, Kent State
 Brandon Hunter, Ohio

Second Team

Patrick Jackson, Ball State
 Len Matela, Bowling Green
 Antonio Gates, Kent State
 Leon Rodgers, Northern Illinois
 Steve Reynolds, Western Michigan

Honorable Mention

Rashon Brown, Akron
 Brandon Pardon, Bowling Green
 Darcel Williams, Buffalo
 David Webber, Central Michigan
 Tamar Slay, Marshall
 J.R. VanHoose, Marshall
 Doug Davis, Miami
 Terry Reynolds, Toledo
 Nick Moore, Toledo
 Robby Collum, Western Michigan

2003

First Team

Chris Williams, Ball State
 Chris Kaman, Central Michigan
 Antonio Gates, Kent State
 Marcus Smallwood, Northern Illinois
 Brandon Hunter, Ohio

Second Team

Derrick Tarver, Akron
 Mike Manciel, Central Michigan
 Ryan Prillman, Eastern Michigan
 Ronald Blackshear, Marshall
 Juby Johnson, Miami

Honorable Mention

Johnny Hollingsworth, Akron
 Kevin Netter, Bowling Green
 Turner Battle, Buffalo
 J.R. Wallace, Central Michigan
 Eric Haut, Kent State
 P.J. Smith, Northern Illinois
 Nick Moore, Toledo
 Keith Triplett, Toledo
 Robby Collum, Western Michigan
 Anthony Kann, Western Michigan

2004

First Team

John Edwards, Kent State
 Juby Johnson, Miami
 Keith Triplett, Toledo
 Ben Reed, Western Michigan
 Mike Williams, Western Michigan

Second Team

Derrick Tarver, Akron
 Turner Battle, Buffalo
 Ronald Lewis, Bowling Green
 Eric Haut, Kent State
 Marvin Black, Marshall

Honorable Mention

Cameron Echols, Ball State
 Kevin Netter, Bowling Green
 Gerrit Brigitha, Central Michigan
 DeAndre Haynes, Kent State
 Chet Mason, Miami
 Marcus Smallwood, Northern Illinois
 P.J. Smith, Northern Illinois
 Jaivon Harris, Ohio
 Sammy Villegas, Toledo
 Anthony Kann, Western Michigan

2005

First Team

Josh Almanson, Bowling Green
 Turner Battle, Buffalo
 Danny Horace, Miami
 Chet Mason, Miami
 Ben Reed, Western Michigan

Second Team

Romeo Travis, Akron
 Dennis Trammell, Ball State
 John Reimold, Bowling Green
 Keith Triplett, Toledo
 Levi Rost, Western Michigan

Honorable Mention

Darryl Peterson, Akron
 Mark Bortz, Buffalo
 Kevin Nelson, Central Michigan
 John Bowler, Eastern Michigan
 Jason Edwin, Kent State
 Kevin Warzynski, Kent State
 Mike McKinney, Northern Illinois
 Mychal Green, Ohio
 Sonny Troutman, Ohio
 Leon Williams, Ohio

2006

First Team

Romeo Travis, Akron
 John Bowler, Eastern Michigan
 DeAndre Haynes, Kent State
 Jay Youngblood, Kent State
 William Hatcher, Miami

Second Team

Julien "Skip" Mills, Ball State
 Martin Samarco, Bowling Green
 Calvin Cage, Buffalo
 Justin Ingram, Toledo
 Joe Reitz, Western Michigan

Honorable Mention

Dru Joyce, Akron
 Yassin Idbihi, Buffalo
 Giordan Watson, Central Michigan
 Kevin Warzynski, Kent State
 Nathan Peavy, Miami
 Tim Pollitz, Miami
 Todd Peterson, Northern Illinois
 Leon Williams, Ohio
 Mychal Green, Ohio
 Brian Snider, Western Michigan

TOURNAMENT HISTORY

1980 TOURNAMENT • AT ANN ARBOR, MICHIGAN

- Championship: (1) Toledo 85, (2) Bowling Green 70 - att. 6,900
- Consolation: (3) Northern Illinois 71, (5) Ball State 58
- Semifinals: (1) Toledo 91, (5) Ball State 83 - att. 6,220
(2) Bowling Green 54, (3) Northern Illinois 49
- Quarterfinals: @ (2) Bowling Green 54, (7) EMU 49 - att. 2,429
at campus sites (5) Ball State 73, @ (4) Kent State 71 - att. 2,502
@ (3) Northern Illinois 58, (6) Miami 53 - att. 3,000

ALL-TOURNAMENT TEAM

MVP: Jim Swaney (Toledo)
Dick Miller (Toledo)
Harvey Knuckles (Toledo)
Colin Irish (Bowling Green)
Allen Rayhorn (Northern Illinois)

1981 TOURNAMENT • AT ANN ARBOR, MICHIGAN

- Championship: (2) Ball State 79, (5) Northern Illinois 66 - att. 6,212
- Consolation: (3) Toledo 71, (1) WMU 65
- Semifinals: (2) Ball State 79, (3) Toledo 77 - att. 7,252
(5) Northern Illinois 75, (1) WMU 73
- Quarterfinals: (5) Northern Ill. 79, @ (4) Bowling Green 72 - att. 3,010
at campus sites @ (2) Ball State 85, (7) Ohio 70 - att. 4,535
@ (3) Toledo 95, (6) EMU 88 - att. 6,603

ALL-TOURNAMENT TEAM

MVP: Ray McCallum (Ball State)
Al Gooden (Ball State)
Allen Rayhorn (Northern Illinois)
Melvin Maxwell (WMU)
Harvey Knuckles (Toledo)

1982 TOURNAMENT • AT ANN ARBOR, MICHIGAN

- Championship: (3) NIU 79, (1) Ball State 75 (OT) - att. 4,052
- Consolation: (2) BGSU 86, (5) WMU 83
- Semifinals: (3) NIU 67, (2) BGSU 66 - att. 4,202
(1) Ball State 76, (5) WMU 72
- Quarterfinals: @ (3) Northern Illinois 70, (6) Ohio 68 - att. 4,000
at campus sites @ (2) Bowling Green 81, (7) Miami 79 - att. 2,863
(5) WMU 44, @ (4) EMU 42 - att. 2,875

ALL-TOURNAMENT TEAM

MVP: Allen Rayhorn (Northern Illinois)
Jasper McElroy (WMU)
Marcus Newbern (Bowling Green)
Ray McCallum (Ball State)
David Scott (Ball State)

1983 TOURNAMENT • AT CAMPUS SITES

- Championship: (2) Ohio 59, @ (1) Bowling Green 56 - att. 5,000
- Semifinals: @ (2) Ohio 70, (3) Toledo 59 - att. 3,200
at campus sites @ (1) Bowling Green 79, (4) Ball State 69 - att. 4,233
- Quarterfinals: @ (2) Ohio 74, (7) EMU 60 - att. 3,000
at campus sites @ (4) Ball State 85, Miami 79 - att. 3,550
@ (3) Toledo 79, (6) Kent State 64 - att. 5,106

ALL-TOURNAMENT TEAM

MVP: John Devereux (Ohio)
Ray McCallum (Ball State)
David Jenkins (Bowling Green)
Ken Epperson (Toledo)
Bill Faine (Bowling Green)

1984 TOURNAMENT • AT ROCKFORD, ILLINOIS

- Championship: (1) Miami 42, (7) Kent State 40 - att. 4,800
- Semifinals: (1) Miami 51, (4) Toledo 42 - att. 4,425
(7) Kent State 67, (6) EMU 58
- Quarterfinals: (4) Toledo 73, (5) Northern Illinois 68 - att. 4,850
(6) EMU 64, (3) Bowling Green 58
(7) Kent State 57, (2) Ohio 53

ALL-TOURNAMENT TEAM

MVP: Chuck Stahl (Miami)
Ken Epperson (Toledo)
Terry Wearsch (KSU)
Larry Robbins (KSU)
Ron Harper (Miami)

1985 TOURNAMENT • AT SAVAGE HALL, TOLEDO, OHIO

- Championship: (1) Ohio 74, (2) Miami 64 - att. 6,000
- Semifinals: (1) Ohio 57, (4) Kent State 55 - att. 4,500
(2) Miami 91, (6) Ball State 70
- Quarterfinals: (4) Kent State 85, (5) EMU 74 - att. 6,500
(6) Ball State 68, (3) Toledo 66
(2) Miami 78, (7) WMU 64

ALL-TOURNAMENT TEAM

MVP: Ron Harper (Miami)
Vic Alexander (Ohio)
Paul Baron (Ohio)
Ron Harper (Miami)
Dan Palombizio (Ball State)
Larry Robbins (KSU)

1986 TOURNAMENT • AT ROCKFORD, ILLINOIS

- Championship: (3) Ball State 87, (1) Miami 79 - att. 3,207
- Semifinals: (1) Miami 93, (5) Toledo 76 - att. 4,105
(3) Ball State 93, (2) Ohio 69
- Quarterfinals: (2) Ohio 66, (7) CMU 62 - att. 4,202
(5) Toledo 82, (4) Northern Illinois 79
(3) Ball State 87, (6) WMU 76

ALL-TOURNAMENT TEAM

MVP: Dan Palombizio (Ball State)
Bob Borchardt (Toledo)
Ron Harper (Miami)
Eric Newsome (Miami)
Chris Shelton (Ball State)

1987 TOURNAMENT • AT TOLEDO, OHIO

- Championship: (1) CMU 64, (2) Kent State 63 - att. 5,900
- Semifinals: (1) CMU 80, (4) EMU 76 - att. 5,700
(2) Kent State 66, (3) Bowling Green 59
- Quarterfinals: (4) EMU 87, (5) Miami 64 - att. 3,700
(2) Kent State 84, (7) WMU 75
(3) Bowling Green 52, (6) Ohio 51

ALL-TOURNAMENT TEAM

MVP: Dan Majerle (CMU)
Reggie Adams (KSU)
Ervin Leavy (CMU)
Jay Peters (KSU),
Grant Long (EMU)


TOURNAMENT HISTORY

1988 TOURNAMENT • AT TOLEDO, OHIO

- Championship: (1) EMU 94, (3) Ohio 80 - att. 7,194
- Semifinals: (1) EMU 95, (5) WMU 88 - att. 6,224
(3) Ohio 64, (2) CMU 62
- Quarterfinals: @ (2) CMU 66, (7) Kent State 56 - att. 1,421
at campus sites @ (3) Ohio 79, (6) Bowling Green 73 - att. 3,350
(5) WMU 80, @ (4) Ball State 79 - att. 4,010

ALL-TOURNAMENT TEAM

- MVP: Grant Long (EMU)
Paul Graham (Ohio)
Dave Jamerson (Ohio)
Dan Majerle (CMU)
Lorenzo Neely (EMU)



Eastern Michigan's Grant Long won MAC Tournament MVP honors in 1988 after defeating Ohio in the Championship game.

1989 TOURNAMENT • AT SAVAGE HALL, TOLEDO, OHIO

- Championship: (1) Ball State 67, (2) Kent State 65 - 6,280
- Semifinals: (2) Kent State 88, (3) Toledo 43 - att. 7,620
(1) Ball State 77, (4) Eastern Michigan 76
- Quarterfinals: (4) EMU 70, (5) Miami 69
(2) Kent State 65, (7) Bowling Green 56 - att. 4,650
(1) Ball State 62, (8) Ohio 46
(3) Toledo 75, (6) CMU 55 - att. 6,850
- First-Round Game: Ohio 61, WMU 56 - att. 4,650

ALL-TOURNAMENT TEAM

- MVP: Billy Butts (Ball State)
Reggie Adams (KSU)
Eric Glenn (KSU)
Curtis Kidd (Ball State)
Paris McCurdy (Ball State)

1990 TOURNAMENT • AT DETROIT, MICHIGAN

- Championship: (1) Ball State 78, (7) CMU 56 - att. 5,327
- Semifinals: (1) Ball State 69, (5) Eastern Michigan 58 - att. 5,584
(7) CMU 78, (3) Miami 76
- Quarterfinals: (1) Ball State 77, (8) Ohio 70
(5) EMU 62, (4) Bowling Green 60 - att. 5,231
(7) CMU 82, (2) Kent State 65
(3) Miami 108, (6) Toledo 80 - att. 2,250

ALL-TOURNAMENT TEAM

- MVP: Billy Butts (Ball State)
Carter Briggs (CMU)
Dave Jamerson (Ohio)
Curtis Kidd (Ball State)
Paris McCurdy (Ball State)
MVP: Billy Butts, Ball State

1991 TOURNAMENT • AT DETROIT, MICHIGAN

- Championship: (1) EMU 67, (7) Toledo 66 - att. 5,872
- Semifinals: (7) Toledo 62, (3) Ball State 61 - att. 6,456
(1) EMU 72, (4) Bowling Green 66 (ot)
- Quarterfinals: (1) EMU 66, (8) Kent State 47
(7) Toledo 70, (2) Miami 59 - att. 3,056
(3) Ball State 77, (6) CMU 69
(4) Bowling Green 66, (5) Ohio 58 - att. 5,510

ALL-TOURNAMENT TEAM

- MVP: Marcus Kennedy (EMU)
Tom Best (Toledo)
Craig Sutters (Toledo)
Lorenzo Neely (EMU)
Clinton Venable (Bowling Green)

1992 TOURNAMENT • AT DETROIT, MICHIGAN

- Championship: (1) Miami 58, (2) Ball State 57 - att. 4,086
- Semifinals: (1) Miami 70, (5) Bowling Green 60 - att. 4,615
(2) Ball State 65, (3) WMU 61
- Quarterfinals: (1) Miami 67, (8) EMU 66
(2) Ball State 79, (7) CMU 65 - att. 3,132
(5) Bowling Green 56, (4) Ohio 46
(3) WMU 61, (6) Kent State 57 - att. 3,132

ALL-TOURNAMENT TEAM

- MVP: Bill Gillis (Ball State)
Jim Havrilla (WMU)
David Scott (Miami)
Keith Stalling (Ball State)
Mike Williams (Miami)

1993 TOURNAMENT • AT COLUMBUS, OHIO

- Championship: (1) Ball State 79, (3) WMU 64 - att. 3,170
- Semifinals: (1) Ball State 72, (5) Toledo 64 - att. 4,120
(3) WMU 61, (2) Miami 48
- Quarterfinals: (1) Ball State 77, (8) Kent State 57
(3) WMU 65, (6) EMU 57 - att. 3,320
(5) Toledo 85, (4) Ohio 84
(2) Miami 63, (7) Bowling Green 50 - att. 2,670

ALL-TOURNAMENT TEAM

- MVP: Steve Payne (Ball State)
Sam Brown (Toledo)
Jamie Matthews (Ball State)
Gary Trent (Ohio)
Leon McGee (WMU)

TOURNAMENT HISTORY

1994 TOURNAMENT • AT COLUMBUS, OHIO

- Championship: (1) Ohio 89, (3) Miami 66 - att. 6,511
- Semifinals: (1) Ohio 79, (4) Ball State 70 - att. 6,487
(3) Miami 61, (2) Bowling Green 59
- Quarterfinals: @ (1) Ohio 87, (8) WMU 56 - att. 7,570
at campus sites @ (4) Ball State 80, (5) Toledo 73 - att. 4,782
@ (3) Miami 90, (6) EMU 60 - att. 3,157
@ (2) Bowling Green 68, (7) Kent State 58 - att. 2,429

ALL-TOURNAMENT TEAM

MVP: Gary Trent (Ohio)
Chad Estis (Ohio)
Shane Kline-Ruminski (Bowling Green)
Jamie Mahaffey (Miami)
Steve Payne (Ball State)

1995 TOURNAMENT • AT TOLEDO, OHIO

- Championship: (4) Ball State 77, (3) EMU 70 - att. 5,500
- Semifinals: (4) Ball State 66, (1) Miami 61 - att. 7,063
(3) EMU 78, (2) Ohio 72
- Quarterfinals: @ (1) Miami 77, (8) Kent State 49 - att. 3,869
at campus sites @ (4) Ball State 72, (5) Bowling Green 58 - att. 5,414
@ (3) EMU 69, (6) Toledo 61 - att. 2,640
@ (2) Ohio 72, (7) WMU 56 - att. 5,718

ALL-TOURNAMENT TEAM

MVP: Steve Payne (Ball State)
Brian Tolbert (EMU)
Gary Trent (Ohio)
Bonzi Wells (Ball State)
Theron Wilson (EMU)

1996 TOURNAMENT • AT SEAGATE CENTRE, TOLEDO, OHIO

- Championship: (1) EMU 77, (7) Toledo 63 - att. 5,116
- Semifinals: (1) EMU 87, (5) Ball State 71 - att. 6,082
(7) Toledo 75, (3) Miami 55
- Quarterfinals: @ (1) EMU 84, (8) Kent State 72 - att. 4,067
at campus sites (5) Ball State 86, @ (4) Ohio 80 - att. 9,056
@ Miami (3) 81, (6) Bowling Green 53 - att. 5,121
(7) Toledo 71, @ (2) WMU 65 - att. 2,164

ALL-TOURNAMENT TEAM

MVP: Brian Tolbert (EMU)
Earl Boykins (EMU)
Craig Thames (Toledo)
Bonzi Wells (Ball State)
Theron Wilson (EMU)

1997 TOURNAMENT • AT SEAGATE CENTRE, TOLEDO, OHIO

- Championship: (2) Miami 96, (4) EMU 76 - att. 4,564
- Semifinals: (4) EMU 73, (1) Bowling Green 64 - att. 5,609
(2) Miami 84, (6) WMU 67
- Quarterfinals: @ (4) EMU 85, (5) Ball State 75 - att. 3,074
at campus sites (6) WMU 74, @ (3) Ohio 68 - att. 5,399
@ (2) Miami 75, (7) Kent State 65 - att. 5,460
@ (1) Bowling Green 94, (8) Toledo 69 - att. 4,935

ALL-TOURNAMENT TEAM

MVP: Devin Davis (Miami)
Antonio Daniels (Bowling Green)
Ira Newble (Miami)
Derrick Dial (EMU)
Wally Sczcerbiak (Miami)

1998 TOURNAMENT • AT SEAGATE CENTRE, TOLEDO, OHIO

- Championship: (4) EMU 92, (7) Miami 77 - att. 4,525
- Semifinals: (4) EMU 73, (1) Ball State 92 (OT) - att. 4,627
(7) Miami 64, (6) Kent State 59
- Quarterfinals: @ (1) Ball State 93, (8) Marshall 76 - att. 5,557
at campus sites @ (4) EMU 98, (5) Toledo 79 - att. 3,850
(6) Kent State 95, @ (3) Akron 88 - att. 3,850
(7) Miami 67, @ (2) Western Michigan 63 - att. 4,293

ALL-TOURNAMENT TEAM


MVP: Earl Boykins (EMU)
Derrick Dial (EMU)
Damon Frierson (Miami)
Wally Sczcerbiak (Miami)
Bonzi Wells (Ball State)

1999 TOURNAMENT • AT SEAGATE CENTRE, TOLEDO, OHIO

- Championship: (2) Kent State 49, (1) Miami 43 - att. 3,530
- Semifinals: (1) Miami 60, (5) BGSU 56, overtime - att. 4,520
(2) Kent State 68, (3) Ohio 57
- Quarterfinals: @ (1) Miami 69, (8) Ball State 43 - att. 8,436
at campus sites @ (2) Kent State 79, (7) Marshall 76 - att. 4,416
@ (3) Ohio 70, (6) Toledo 60 - att. 5,319
(5) BGSU 80, @ (4) Akron 74, overtime - att. 3,003

ALL-TOURNAMENT TEAM

MVP: John Whorton (Kent State)
Damon Frierson (Miami)
Wally Sczcerbiak (Miami)
Kyreem Massey (KSU)
Anthony Stacey (Bowling Green)



Miami's Wally Sczcerbiak was named to the 1997, 1998 and 1999 MAC All-Tournament Team.

TOURNAMENT HISTORY

2000 TOURNAMENT • AT GUND ARENA, CLEVELAND, OHIO

- Championship: (2) Ball State 61, (9) Miami 58 - att. 7,204
- Semifinals: (9) Miami 69, (5) Marshall 63 - att. 5,562
(2) Ball State 70, (6) Ohio 67
- Quarterfinals: (9) Miami 58, (1) BGSU 56, overtime
(5) Marshall 58, (13) CMU 56 - att. 7,047
(2) Ball State 64, (7) Toledo 63
(6) Ohio 69, (3) Kent State 68 - att. 8,127
- First Round: (13) Central Michigan 75, @ (4) Akron 73 - att. 2,050
at campus sites @ (5) Marshall 83, (12) Buffalo 66 - att. 4,107
@ (6) Ohio 77, (11) WMU 52 - att. 5,614
@ (7) Toledo 68, (10) NIU 64, 2ot - att. 4,921
(9) Miami 64, @ (8) EMU 51 - att. 1,246

byes for Bowling Green, Ball State and Kent State

ALL-TOURNAMENT TEAM

MVP: Duane Clemens (BSU)
Jason Stewart (MIA)
Rob Mestas (MIA)
Sanjay Adell (Ohio)
Shaun Stonerook (Ohio)

2001 TOURNAMENT • AT GUND ARENA, CLEVELAND, OHIO

- Championship: (2) Kent State 67, (8) Miami 61 - att. 12,172
- Semifinals: (8) Miami 62, (5) Ohio 61 - att. 9,270
(2) Kent State 67, (6) Ball State 55
- Quarterfinals: (8) Miami 65, (1) CMU 56
(5) Ohio 64, (4) Toledo 63 - att. 3,623
(2) Kent State 71, (7) Bowling Green 64
(6) Ball State 84, (3) Marshall 81 - att. 7,284
- First Round: @ (4) Toledo 67, (13) EMU 43 - att. 4,329
at campus sites @ Ohio (5) 101, (12) Buffalo 78 - att. 7,112
@ (6) Ball State 89, (11) NIU 57 - att. 2,297
@ (7) Bowling Green 74, (10) WMU 68 - att. 2,543
@ (8) Miami 69, (9) Akron 56 - att. 2,571

byes for CMU, KSU, Marshall

ALL-TOURNAMENT TEAM

MVP: Trevor Huffman (KSU)
Andrew Mitchell (KSU)
Alex Shorts (Miami)
Jason Grunkemeyer (Miami)
Brandon Hunter (Ohio)

2002 TOURNAMENT • AT GUND ARENA, CLEVELAND, OHIO

- Championship: (1) Kent State 70, (3) Bowling Green 59 - att. 14,106
- Semifinals: (1) Kent State 86, (4) Toledo 61 - att. 10,613
(3) Bowling Green 69, (2) Ball State 57
- Quarterfinals: (1) Kent State 82, No. 8 Marshall 70 - att. 3,957
(4) Toledo 62, (12) Central Michigan 54
(2) Ball State 62, (7) Miami 50 - att. 6,419
(3) Bowling Green 60, (11) Akron 58
- First Round: (12) Central Michigan 65, @ (6) Ohio 56 - att. 5,569
(11) Akron 90, @ (6) Western Michigan 83 - att. 1,309
@ (4) Toledo 89, (13) Eastern Michigan 53 - att. 4,269
@ (7) Miami 70, (10) Buffalo 61 - att. 3,126
@ (8) Marshall 97, (9) Northern Illinois 93 - att. 5,022

byes for KSU, Ball State, Bowling Green

ALL-TOURNAMENT TEAM

MVP: Trevor Huffman (KSU)
Andrew Mitchell (KSU)
Antonio Gates (KSU)
Keith McLeod (BGSU)
Theron Smith (BSU)



Kent State's Trevor Huffman earned MAC Tournament MVP honors in 2001 and 2002 after leading the Golden Flashes to back-to-back MAC tournament titles. KSU pulled first round upsets in each of the NCAA Tournaments those years and made it to the Elite Eight in 2002.

2003 TOURNAMENT • AT GUND ARENA, CLEVELAND, OHIO

- Championship: (1) CMU 77, (2) Kent State 72 - att. 10,297
- Semifinals: (1) CMU 94, (4) Northern Illinois 72 - att. 9,265
(2) Kent State 73, (11) Ohio 70
- Quarterfinals: (2) Kent State 79, (7) Marshall 57 - att. 4,319
(11) Ohio 65, (3) Miami 55, overtime
(1) CMU 87, (9) Bowling Green 70 - att. 4,197
(4) Northern Illinois 75, (5) WMU 63
- First Round: @ (4) Northern Illinois 81, (13) Buffalo 64 - att. 1,404
@ (5) WMU 78, (12) Toledo 64 - att. 2,211
(11) Ohio 79, @ (6) Akron 77 - att. 2,174
@ (7) Marshall 83, (10) EMU 75 - att. 2,787
(9) Bowling Green 90, @ (8) Ball State 81 - att. 2,675

byes for Central Michigan, Kent State, Miami

ALL-TOURNAMENT TEAM

MVP: Chris Kaman (CMU)
J.R. Wallace (CMU)
Antonio Gates (KSU)
P.J. Smith (NIU)
Brandon Hunter (OU)

TOURNAMENT HISTORY

2004 TOURNAMENT • AT GUND ARENA, CLEVELAND, OHIO

- Championship: (1) WMU 77, (2) Kent State 66 - att. 10,868
- Semifinals: (1) WMU 87, (4) Toledo 77 - att. 8,374
(2) Kent State 66, (3) Miami 56
- Quarterfinals: (2) Kent State 79, (7) BGSU 66 - att. 4,521
(3) Miami 72, (6) Ball State 67
(1) WMU 96, (8) Marshall 62 - att. 5,069
(4) Toledo 97, (5) Buffalo 85
- First Round: @ (4) Toledo 91, (13) Central Michigan 88 - att. 4,081
at campus sites @ (5) Buffalo 90, (12) Northern Illinois 73 - att. 8,971
@ (6) Ball State 76, (11) Akron 72 - att. 4,234
@ (7) Bowling Green 56, (10) Ohio 54 - att. 1,631
@ (8) Marshall 78, (9) Eastern Michigan 59 - att. 4,374

byes - #1 Western Michigan; #2 Kent State; #3 Miami

ALL-TOURNAMENT TEAM

MVP: Mike Williams (WMU)
Anthony Kann (WMU)
DeAndre Haynes (KSU)
John Edwards (KSU)
Keith Triplett (UT)

2005 TOURNAMENT • AT GUND ARENA, CLEVELAND, OHIO

- Championship: (4) Ohio 80, (7) Buffalo 79 (OT) -- att. 10,927
- Semifinals: (4) Ohio 63, (1) Miami 56 -- att.
(7) Buffalo 75, (3) Western Michigan 68 -- att. 8,652
- Quarterfinals: (7) Buffalo 85, (2) Toledo 72
(3) Western Michigan 66, (6) Akron 60 (OT) -- att. 5,143
(1) Miami 85, (8) Bowling Green 65
(4) Ohio 62, (5) Kent State 55 -- att. 3,858
- First Round: @ (4) Ohio 72, (13) Marshall 66 -- att. 5,436
at campus sites @ (5) Kent State 91, (12) Central Michigan 60 -- att. 3,217
@ (6) Akron 78, (11) Eastern Michigan 66 -- att. 1,520
@ (7) Buffalo 73, (10) Northern Illinois 66 -- att. 6,108
@ (8) Bowling Green 75, (9) Ball State 73 -- att. 1,730

byes - #1 Miami; #2 Toledo; #3 Western Michigan

ALL-TOURNAMENT TEAM

MVP: Leon Williams (Ohio)
Jeremy Fears (Ohio)
Turner Battle (UB)
Yassin Idbihi (UB)
Danny Horace (MIA)

2006 TOURNAMENT • AT QUICKEN LOANS ARENA, CLEVELAND, OHIO

- Championship: (1) Kent State 71, (7) Toledo 66 -- att. 10,253
- Semifinals: (1) Kent State 72, (5) Ohio 59
(7) Toledo 77, (3) Akron 69 -- att. 10,917
- Quarterfinals: (7) Toledo 78, (2) Northern Illinois 77
(3) Akron 72, (6) Western Michigan 57 -- att. 5,382
(1) Kent State 76, (8) Buffalo 67
(4) Miami 58, (5) Ohio -- att. 6,865
- First Round: @ (5) Ohio 82, (12) Central Michigan 53 -- att. 4,198
at campus sites @ (6) Western Mich. 60, (11) Eastern Mich. 55 -- att. 1,682
@ (7) Toledo 77, (10) Bowling Green 52 -- att. 4,156
@ (8) Buffalo 80, (9) Ball State 72 -- att. 5,129

byes - #1 Kent State; #2 Northern Illinois; #3 Akron, #4 Miami

ALL-TOURNAMENT TEAM

MVP: Kevin Warzynski (Kent State)
Jay Youngblood (Kent State)
Mychal Green (Ohio)
Mike Scott (Kent State)
Justin Ingram (Toledo)



Ohio's Leon Williams was named MAC Tournament MVP after guiding the Bobcats to a dramatic win over Buffalo in the 2005 MAC Tournament.



Kent State's Kevin Warzynski was named MAC Tournament MVP after leading the Golden Flashes to the 2006 Tournament Title in front of a crowd of 10,253.

TOURNAMENT RECORDS

INDIVIDUAL RECORDS (GAME)

POINTS

45	Ron Harper, MIA vs. BSU	3-08-85
38	Julien "Skip" Mills, BSU vs. UB	3-06-06
38	John Reimold, BGSU vs. BSU	3-07-05
37	Bonzi Wells, BSU vs. OU	3-05-96
36	Dan Majerle, CMU vs. EMU	3-06-87
36	Bonzi Wells, BSU vs. MAR	2-28-98
36	Keith McLeod, BG vs. BSU	3-08-02
35	Darian McKinney, CMU vs. BSU	3-08-91
35	Earl Boykins, EMU vs. BSU	3-03-98
35	Duane Clemons, BSU vs. OU	3-06-00

REBOUNDS

20*	Dick Miller, UT vs. BG	3-02-80
18	Ron Harper, MIA vs. BSU	3-08-85
17	Steve Payne, BSU vs. KSU	3-11-93
17	J.R. Van Hoose, MAR vs. KSU	2-27-99
16	Allen Rayhorn, NIU vs. BG	3-03-81
16	Allen Rayhorn, NIU vs. WMU	3-06-81
16	John Devereaux, OU vs. UT	3-10-83
16*	Dan Palombizio, BSU vs. MIA	3-08-86
16	Steve Payne, BSU vs. UT	3-08-94
16	Wally Szczerbiak, MIA vs. WMU	2-28-98
16	Shaun Stonerook, OU vs. BSU	3-06-00
16	Leon Williams, OHIO vs. KSU	3-10-05

ASSISTS

15	Earl Boykins, EMU vs. UT	2-28-98
13	Tim Reiser, UT vs. BSU	3-06-81
12	David Greer, BG vs. WMU	3-06-82
11	Jay Bryant, NIU vs. BG	3-01-80
11	Tim Reiser, UT vs. WMU	3-07-81
11	Dvaid Greer, BG vs. NIU	3-05-82
11	Jay Bates, NIU vs. UB	3-10-03
11	Michael Ross, EMU vs. MAR	3-10-03
10	Walker D. Russell, WMU vs. BG	3-06-82
10	Jon Mansbury, BSU vs. MIA	3-08-83
10	David Greer, BG vs. BSU	3-10-83
10	Jamie Mercurio, MIA vs. UT	3-09-90
10	Ed Norvell, KSU vs. UA	2-28-98
10	Cornelius Jackson, MAR vs UB	3-01-00
10	Rob Mestas, MIA vs. MAR	3-06-00



Miami's Ron Harper scored a MAC Tournament record 45 points against Ball State in 1985.

FIELD GOALS MADE

17	Ron Harper, MIA vs. UT	3-07-86
16	Ron Harper, MIA vs. BSU	3-08-85
16	Eric Newsome, MIA vs. UT	3-07-86
15	Darian McKinney, CMU vs. BSU	3-08-91
14	Al Gooden, BSU vs. UT	3-06-81
14	Blake Burnham, UT vs. MIA	3-07-86
14	Grant Long, EMU vs. WMU	3-11-88
14	Bonzi Wells, BSU vs. OU	3-05-96
14	Bonzi Wells, BSU vs. MAR	2-28-98
13	on eight occasions	

FIELD GOALS ATTEMPTED

28	Fred Cofield, EMU vs. KSU	3-10-84
26	Gary Trent, OU vs. EMU	3-10-95
25	Ron Harper, MIA vs. BSU	3-08-85
25*	Damon Frierson, MIA vs. EMU	3-04-98
25	Derrick Tarver, UA vs. BSU	3-08-04
24	Carter Briggs, CMU vs. MIA	3-10-90
24	Archie Fuller, UT vs. BSU	3-08-94
24	Duane Clemens, BSU vs. OU	3-06-00
24	Mike Williams, WMU vs. KSU	3-13-04
23	Jim Swaney, UT vs. BG	3-02-80
23	Leon McGee, WMU vs. EMU	3-11-93
23	Wally Szczerbiak, MIA vs. BSU	2-27-99
23	Steve Reynolds, WMU vs. EMU	3-04-02

3-POINT GOALS MADE

10	Jason Stewart, MIA vs. MAR	3-06-00
7	Mychal Green, Ohio vs. CMU	3-06-06
7	D.J. Bosse, KSU vs. MIA	3-04-97
6	on 14 occasions	

3-POINT GOALS ATTEMPTED

17	Chad Kamstra, UT vs. NIU	3-01-00
14	Jeff Majerle, CMU vs. MIA	3-10-90
14*	Jason Stewart, MIA vs. BSU	3-08-00
13	Keith McLeod, BG vs. UA	3-07-02
13	Anthony Wilkins, KSU vs. OU	3-14-03
12	Julien "Skip" Mills, BSU vs. UB	3-06-06
12	Ellery Morgan, EMU vs. MIA	3-08-94
12	Nate Meers, KSU vs. MIA	3-03-98
12	Jason Stewart, MIA vs. MAR	3-06-00
12	John Reimold, BGSU vs. BSU	3-07-05
11	Mychal Green, Ohio vs. CMU	3-06-06
11	Darrick Brooks, WMU vs. EMU	3-11-93
11	Rashod Johnson, WMU vs. MIA	2-28-98
11	LaDrell Whitehead, OU vs. UT	2-27-99
11	Ronald Blackshear, MAR vs. NIU	3-04-02
11	Steve Reynolds, WMU vs. UA	3-04-02
11	Ronald Blackshear, MAR vs. KSU	3-07-02

FIELD GOAL PCT. (MIN. 6 MADE)

1.000	(7-7)	Greg Floyd, EMU vs. BG	2-26-80
.875	(7-8)	Eric Thomas, KSU vs. OU	3-05-00
.857	(6-7)	Tom Bracey, EMU vs. UT	3-03-81
.857	(6-7)	Shawn Thrower, NIU vs. WMU	3-06-81
.857*	(6-7)	Allen Rayhorn, NIU vs. BSU	3-07-81
.857	(6-7)	Jon Mansbury, BSU vs. MIA	3-08-83
.857	(6-7)	Daryl Miller, CMU vs. KSU	3-08-88
.857	(6-7)	Kirk Cowan, BG vs. UA	2-27-99
.857	(6-7)	M. Smallwood, NIU vs. UB	3-10-03
.778	(7-9)	David Grier, NIU vs. BG	3-03-81
.778	(7-9)	Gary Campbell, UT vs. NIU	3-06-86

FIELD GOAL PCT. (MIN. 8 MADE)

1.000	(8-8)	Mitch Hanks, BSU vs. UT	2-28-98
.900	(9-10)	Colin Irish, BG vs. NIU	3-01-80
.900	(9-10)	John Marx, MIA vs. BSU	3-08-83
.900	(9-10)	Sammy Villegas, UT vs. CMU	3-08-04
.889	(8-9)	Kevin Warzynski, KSU vs. UT	3-11-06
.888	(8-9)	Landon Hackin, MIA vs. BG	3-05-96
.888	(8-9)	Ed Sears, OU vs. WMU	3-04-97
.818*	(9-11)	Allen Rayhorn, NIU vs. BSU	3-06-82
.818	(9-11)	Theron Wilson, EMU vs. BSU	3-11-95
.818	(9-11)	Anthony Taylor, MIA vs. KSU	3-03-98
.818	(9-11)	Jawanza Moore, UA vs. BG	2-27-99

FIELD GOAL PCT. (MIN. 10 MADE)

1.000	(12-12)	John Whorton, KSU vs. UA	2-28-98
1.000	(10-10)	Leonard Hayes, NIU vs. BG	3-03-81
.929	(13-14)	Gerrit Brighitha, CMU vs. UT	3-08-04
.917	(11-12)	Casey Shaw, UT vs. WMU	3-05-96
.909	(10-11)	Grant Long, EMU vs. MIA	3-05-87
.909	(10-11)	James Head, EMU vs. UA	2-28-98
.867*	(13-15)	C.C. Fullove, BSU vs. NIU	3-06-82
.833	(10-12)	Ira Newble, MIA vs. KSU	3-04-97
.833*	(10-12)	Wally Szczerbiak, MIA vs. EMU	3-08-97
.823	(14-17)	Al Gooden, BSU vs. UT	3-06-81

FIELD GOAL PCT. (MIN. 20+ MADE)

.700	(14-20)	Bonzi Wells, BSU vs. MAR	2-28-98
.681	(15-22)	Darian McKinney, CMU vs. BSU	3-08-91
.650	(13-20)	Jasper McElroy, WMU vs. BG	3-06-82
.650	(13-20)	Dan Majerle, CMU vs. EMU	3-06-87
.640	(16-25)	Ron Harper, MIA vs. BSU	3-08-85
.636	(14-22)	Grant Long, EMU vs. WMU	3-11-88
.619	(13-21)	Earl Boykins, EMU vs. BSU	3-03-98
.600*	(12-20)	Derrick Dial, EMU vs. MIA	3-08-97
.591	(13-22)	Bonzi Wells, BSU vs. OU	3-05-96
.571	(12-21)	Gary Trent, OU vs. BSU	3-11-94

3-POINT FG PCT. (MIN. 4 MADE)

1.000	(5-5)	Patrick Jackson, BSU vs. NIU	3-05-01
1.000	(4-4)	James Head, EMU vs. UT	2-28-98
.857	(6-7)	Armon Gates, KSU vs. UB	3-09-06
.857	(6-7)	Matt Kramer, MIA vs. BG	3-11-93
.857	(6-7)	Landon Hackin, MIA vs. BG	3-05-96
.857	(6-7)	Billy Butts, BSU vs. OU	3-09-90
.857	(6-7)	Sammy Villegas, UT vs. CMU	3-08-04
.833	(5-6)	Calvin Cage, UB vs. BSU	3-06-06
.833	(5-6)	Eli Parker, WMU vs. OU	3-10-89
.833*	(5-6)	Marcus Norris, BSU vs. EMU	3-11-95

FREE THROWS MADE

22	(25)	Ron Lewis, BG vs. BSU	3-10-03
15*	(17)	Dan Palombizio, BSU vs. MIA	3-08-86
15	(18)	Ron Lewis, BG vs. CMU	3-13-03
15	(17)	Danny Horace, MIA vs. BGSU	3-10-05
14	(16)	Trent Groom, KSU vs. BSU	2-26-80
14	(16)	Keith McLeod, BG vs. WMU	3-05-01
14	(17)	Gary Trent, OU vs. UT	3-11-93
14*	(15)	Alex Shorts, MIA vs. KSU	3-10-01
14	(18)	Chris Williams, BSU vs. BG	3-10-03
13	(13)	Ron Harper, MIA vs. BSU	3-08-85
13	(15)	Brandon Hunter, OU vs. UB	3-05-01
13*	(18)	Chris Kaman, CMU vs. KSU	3-15-03
13	(20)	Juby Johnson, MIA vs. BSU	3-11-04

TOURNAMENT RECORDS

FREE THROW ATTEMPTS

25 (22)	Ron Lewis, BG vs. BSU	3-10-03
20 (13)	Juby Johnson, MIA vs. BSU	3-11-04
18 (14)	Chris Williams, BSU vs. BG	3-10-03
18 (15)	Ron Lewis, BG vs. CMU	3-13-03
18* (13)	Chris Kaman, CMU vs. KSU	3-13-03
17 (15)	Dan Palombizio, BSU vs. MIA	3-08-86
17 (11)	Dan Majerle, CMU vs. KSU	3-08-88
17 (14)	Gary Trent, OU vs. UT	3-11-93
17 (11)	John Reimold, BGSU vs. MIA	3-10-05
17 (15)	Danny Horace, MIA vs. BGSU	3-10-05
16 (14)	Trent Groom, KSU vs. BSU	2-26-80
16 (8)	Bonzi Wells, BSU vs. OU	3-05-96
16 (10)	Duane Clemons, BSU vs. OU	3-06-00
16 (14)	Keith McLeod, BG vs. WMU	3-05-01

FREE THROW PCT. (MIN. 7 MADE)

1.000 (9-9)	Calvin Cage, UB vs. BSU	3-06-06
1.000 (9-9)	Joe Reitz, WMU vs. UA	3-09-06
1.000* (9-9)	Curtis Kidd, BSU vs. CMU	3-11-90
1.000 (9-9)	Reggie Adams, WMU vs. KSU	3-05-87
1.000 (8-8)	Mike Scott, KSU vs. Ohio	3-10-06
1.000 (8-8)	Chuck Stahl, MIA vs. BG	3-02-82
1.000 (8-8)	Ray McCallum, BSU vs. MIA	3-08-83
1.000 (8-8)	Mike Spicer, BSU vs. CMU	3-08-91
1.000 (8-8)	David Scott, MIA vs. EMU	3-12-92
1.000 (8-8)	Theron Wilson, EMU vs. BSU	3-08-96
1.000 (8-8)	Damon Frierson, MIA vs. WMU	2-28-98
1.000 (8-8)	Jose Davis, KSU vs. UA	2-28-98
1.000 (8-8)	Kirk Cowan, BG vs. UA	2-27-99
1.000 (8-8)	Jason Grunkemey MIA vs. UA	3-05-01
1.000 (8-8)	Trevor Huffman, KSU vs. BG	3-08-01
1.000 (8-8)	Keith McLeod, BG vs. BSU	3-08-02
1.000 (8-8)	Reggie Berry, WMU vs. UT	3-12-04
1.000* (8-8)	Ben Reed, WMU vs. KSU	3-13-04

FREE THROW PCT. (MIN. 10 MADE)

1.000 (13-13)	Ron Harper, MIA vs. BSU	3-08-85
1.000 (12-12)	Donald Petties, WMU vs. BSU	3-06-86
1.000 (12-12)	Mike Mancel, CMU vs. UT	3-07-02
1.000 (11-11)	Paris McCurdy, BSU vs. OU	3-09-90
1.000* (11-11)	Jamie Matthews, BSU vs. WMU	3-13-93
1.000 (10-10)	Todd Peterson, NIU vs. UT	3-09-06
1.000 (10-10)	Jay Lehman, UT vs. EMU	3-03-81
1.000 (10-10)	Allen Rayhorn, NIU vs. WMU	3-06-81
1.000* (10-10)	Ray McCallum, BSU vs. NIU	3-07-81
1.000 (10-10)	Sander Scott, CMU vs. KSU	3-09-90
1.000 (10-10)	Dave Jamerson, OU vs. BSU	3-09-90

STEALS

8	Bonzi Wells, BSU vs. MAR	2-28-98
7*	Dennis Whitaker, OU vs. EMU	3-12-88
7	Earl Boykins, EMU vs. BSU	3-03-98
7	Damon Frierson, MIA vs. BSU	2-27-99
6	Grant Long, EMU vs. WMU	3-11-88
6	Jamie Matthews, BSU vs. UT	3-12-93
6*	Jamie Matthews, BSU vs. WMU	3-13-93
6	Craig Thames, UT vs. MIA	3-08-95
5	on 14 occasions	

BLOCKED SHOTS

7*	Lonnie Jones, BSU vs. MIA	3-08-00
7	Patrick Flomo, OU vs. UT	3-08-01
6	Allen Rayhorn, NIU vs. OU	3-02-82
6	John Devereaux, OU vs. UT	3-10-83

*indicates a championship game performance

TEAM RECORDS (GAME)

POINTS

108	MIA vs. UT	3-09-90
101	OU vs. UB	3-05-01
98	EMU vs. UT	2-28-98
97	MAR vs. NIU	3-04-02
97	UT vs. UB	3-11-04
96*	MIA vs. EMU	3-08-97
96	WMU vs. MAR	3-11-04
95	UT vs. EMU	3-03-81
95	EMU vs. WMU	3-11-88
95	KSU vs. UA	2-28-98
94*	EMU vs. OU	3-12-88
94	BG vs. UT	3-05-97
94	CMU vs. NIU	3-13-03

REBOUNDS

55	WMU vs. UA	3-10-05
52	KSU vs. UT	3-11-89
52	UT vs. NIU	3-01-00
50*	OU vs. MIA	3-12-94
49	NIU vs. UT	3-01-00
49	MAR vs. BSU	3-08-01
48	EMU vs. WMU	3-11-93
48*	MIA vs. EMU	3-04-98
48	EMU vs. MAR	3-10-03
47	OU vs. BSU	3-06-00
46	UA vs. WMU	3-09-06
46	EMU vs. BG	3-09-84

ASSISTS

29	UT vs. EMU	3-03-81
28	WMU vs. BG	3-06-82
27*	MIA vs. EMU	3-08-97
26	UT vs. BSU	3-01-80
26	EMU vs. UT	2-28-98
25	NIU vs. BG	3-03-81
25	UT vs. BSU	3-06-81
24	BSU vs. UT	3-06-81
24	NIU vs. BG	3-05-82
23	MIA vs. UT	3-09-90

FIELD GOALS MADE

41	MIA vs. UT	3-07-86
41	EMU vs. UT	2-28-98
40	MIA vs. UT	3-09-90
40*	MIA vs. EMU	3-08-97
39	UT vs. BSU	3-01-80
38	BSU vs. MAR	2-28-98
36	BSU vs. UT	3-01-80
36	NIU vs. UT	3-06-86
36	EMU vs. WMU	3-11-88

FIELD GOALS ATTEMPTED

80	BGSU vs. UT	3-04-97
79*	MIA vs. EMU	3-04-98
78	UT vs. MIA	3-09-90
77	NIU vs. MAR	3-04-02
74	EMU vs. MAR	3-10-03
72	WMU vs. OU	3-08-94
72*	EMU vs. MIA	3-08-97
72	MAR vs. BSU	3-05-01
71*	OU vs. EMU	3-12-88
70*	MIA vs. OU	3-12-94
70	EMU vs. BSU	3-03-98
70	NIU vs. UT	3-01-00
70	UB vs. MAR	3-01-00

3-PT. FIELD GOALS MADE

14	MIA vs. MAR	3-06-00
13	OHIO vs. CMU	3-06-06
13	BSU vs. MAR	3-05-01
12	UA vs. WMU	3-10-05
12*	UB vs. OHIO	3-12-05
12	CMU vs. NIU	3-14-03
11	10 occasions	

3-PT. FIELD GOALS ATT.

35 (11)	NIU vs. MAR	3-04-02
33 (10)	KSU vs. WMU	3-13-04
32 (6)	OHIO vs. BSU	3-06-00
30 (13)	OHIO vs. CMU	3-06-06
30 (7)	MIA vs. KSU	3-12-04
29 (11)	UA vs. OU	3-10-03
29* (12)	UB vs. OHIO	3-12-05
28 (12)	UA vs. WMU	3-10-05
28 (7)	KSU vs. OHIO	3-10-05
28 (7)	UT vs. NIU	3-01-00
27 (10)	MAR vs. OHIO	3-07-05
26	8 occasions	

FIELD GOAL PERCENTAGE

.745 (35-47)	BSU vs. OU	3-07-86
.711 (32-45)	MIA vs. BSU	3-08-83
.694 (25-36)	CMU vs. KSU	3-09-90
.684 (39-57)	UT vs. BSU	3-01-80
.678*(40-59)	MIA vs. EMU	3-08-94
.673 (35-52)	EMU vs. MIA	3-05-87
.667*(24-36)	OU vs. BG	3-12-83
.642 (34-53)	WMU vs. BG	3-06-82
.641 (25-39)	MIA vs. WMU	3-07-85
.640 (32-50)	NIU vs. BG	3-03-81

3-PT. PERCENTAGE

.857 (6-7)	BSU vs. OU	3-09-90
.800 (4-5)	WMU vs. BSU	3-08-88
.750* (6-8)	BSU vs. KSU	3-12-89
.750* (6-8)	BSU vs. EMU	3-11-95
.700 (14-20)	MIA vs. OU	3-06-00
.666 (10-15)	BSU vs. NIU	3-05-01
.666 (6-9)	NIU vs. WMU	3-13-03
.666 (12-18)	CMU vs. NIU	3-14-03
.636 (7-11)	KSU vs. MIA	3-12-04
.625* (10-16)	BSU vs. CMU	3-11-90
.619 (13-21)	BSU vs. MAR	3-05-01

FREE THROWS MADE

37 (43)	BG vs. BSU	3-10-03
33*(41)	BSU vs. MIA	3-08-86
33 (40)	UA vs. WMU	3-04-02
33 (39)	MIA vs. BGSU	3-10-05
32*(38)	OU vs. MIA	3-09-85
32 (41)	BG vs. WMU	3-05-01
31 (45)	UA vs. KSU	2-28-98
30 (42)	BSU vs. CMU	3-08-91
30 (35)	BSU vs. BG	3-10-03
30 (45)	UT vs. UB	3-11-04
28 (41)	MIA vs. WMU	3-07-85
28 (40)	BSU vs. MIA	3-12-92
28 (34)	OU vs. UB	3-05-01
28 (32)	WMU vs. UT	3-12-04

FREE THROW ATTEMPTS

45 (31)	UA vs. KSU	2-28-98
45 (30)	UT vs. UB	3-11-04
43 (37)	BG vs. BSU	3-10-03
42 (30)	BSU vs. CMU	3-08-91
41 (28)	MIA vs. WMU	3-07-85
41*(33)	BSU vs. MIA	3-08-86
41 (32)	BG vs. WMU	3-05-01
41 (24)	OHIO vs. MAR	3-07-05
40 (25)	UT vs. MIA	3-08-91
40 (33)	UA vs. WMU	3-04-02
40 (28)	BSU vs. MIA	3-12-92
39 (24)	OU vs. EMU	3-08-83
39 (27)	BSU vs. WMU	3-06-86
39 (33)	MIA vs. BGSU	3-10-05

FT PCT. (MIN. 10 ATT.)

1.000*(15-15)	BSU vs. KSU	3-12-89
.941 (16-17)	MIA vs. UA	3-05-01
.929 (13-14)	MIA vs. WMU	2-28-98
.923 (12-13)	KSU vs. MIA	3-11-84
.923 (12-13)	WMU vs. EMU	3-11-88
.923 (12-13)	MAR vs. MIA	3-06-00
.920 (23-25)	BSU vs. MIA	3-08-83
.917* (22-24)	BSU vs. WMU	3-13-93
.909 (10-11)	WMU vs. EMU	3-02-82
.909 (10-11)	MAR vs. OHIO	3-07-05
.905 (19-23)	NIU vs. WMU	3-06-81

STEALS

18	UT vs. CMU	3-07-02
16	BSU vs. MAR	2-28-98
15	EMU vs. WMU	3-11-88
15	KSU vs. MAR	3-13-03
14	NIU vs. MAR	3-04-02
14	CMU vs. BG	3-13-03
14*	KSU vs. CMU	3-15-03
14*	OHIO vs. UB	3-12-05
13	MIA vs. BSU	3-08-85
13	UA vs. BG	3-07-02
13	NIU vs. UB	3-10-03
13	WMU vs. KSU	3-13-04

BLOCKED SHOTS

10	NIU vs. OU	3-02-82
9	WMU vs. EMU	3-11-93
9	OU vs. UB	3-05-01
9	OU vs. UT	3-08-01
8	MAR vs. UB	3-01-00
8	BGSU vs. OU	3-08-04
7	13 occasions	

TEAM TURNOVERS

27	BGSU vs. BSU	3-07-95
27	CMU vs. UT	3-07-02
25	MAR vs. EMU	2-28-98
24	BSU vs. UT	3-08-94
23	EMU vs. BG	3-09-84
23	UT vs. BG	3-04-97
22	WMU vs. BG	3-05-01
22	MAR vs. WMU	3-11-04
21	BSU vs. WMU	3-02-82
21	WMU vs. EMU	3-11-88
21	UT vs. BSU	3-05-00
21	MAR vs. KSU	3-13-03

LEAST TEAM TURNOVERS

2	BSU vs. MIA	3-07-02
4*	BGSU vs. OU	3-12-83
4*	BSU vs. EMU	3-11-95
4*	MIA vs. BSU	3-08-00
5	OU vs. BSU	3-07-86
5	MIA vs. CMU	3-10-90
5*	EMU vs. MIA	3-04-98
5	CMU vs. MAR	3-05-00
5	KSU vs. CMU	3-09-01
5	UB vs. NIU	3-08-04
6	BGSU vs. KSU	3-06-87
6	BSU vs. OU	3-10-89
6	MIA vs. CMU	3-08-01
6	KSU vs. OU	3-14-03

TEAM REBOUND MARGIN

+22 (52-30)	KSU vs. UT	3-11-89
+21 (42-21)	MIA vs. WMU	3-07-97
+20 (46-26)	UT vs. MIA	3-08-91
+19 (38-19)	KSU vs. BG	3-06-87
+19 (44-25)	OU vs. UB	3-05-01
+17 (34-17)	MIA vs. BG	3-11-93
+16 (45-29)	NIU vs. BSU	3-02-80
+16 (46-30)	EMU vs. BG	3-09-84
+16 (42-26)	OU vs. WMU	3-07-95
+16 (49-33)	MAR vs. BSU	3-08-01
+16 (44-28)	WMU vs. UT	3-12-04

*indicates a championship game performance

TOURNAMENT RECORDS

INDIVIDUAL RECORDS (TOURNAMENT)

POINTS

- 89 Earl Boykins, EMU - 1998
- 86 Ron Harper, MIA - 1985
- 85 Keith McLeod, BGSU - 2002
- 77 Justin Ingram, UT - 2006
- 76 Marcus Newbern, BGSU - 1982
- 76 Derrick Dial, EMU - 1998
- 73 Gary Trent, Ohio - 1994
- 73 Chris Kaman, CMU - 2003
- 72 Keith Triplett, UT - 2004
- 69 Dave Jamerson, Ohio - 1988
- 67 Allen Rayhorn, NIU - 1980
- 67 Mike Williams, WMU - 2004

FIELD GOALS MADE

- 34 Earl Boykins, EMU - 1998
- 31 Ron Harper, MIA - 1985
- 29 Marcus Newbern, BGSU - 1982
- 29 Gary Trent, Ohio - 1994
- 28 Allen Rayhorn, NIU - 1980
- 28 Derrick Dial, EMU - 1998
- 26 Justin Ingram, UT - 2006
- 26 Mike Williams, WMU - 2004
- 25 Keith McLeod, BGSU - 2002
- 24 Leon Williams, OHIO - 2005
- 23 Dave Jamerson, Ohio - 1988
- 23 Keith Triplett, UT - 2004

FIELD GOAL ATTEMPTS

- 60 Earl Boykins, EMU - 1998
- 57 Marcus Newbern, BGSU - 1982
- 57 Bonzi Wells, BSU - 1995
- 56 Ron Harper, MIA - 1985
- 54 Gary Trent, Ohio - 1994
- 54 Mike Williams, WMU - 2004
- 52 Keith McLeod, BGSU - 2002
- 50 Derrick Dial, EMU - 1998
- 46 Allen Rayhorn, NIU - 1980
- 43 Dave Jamerson, Ohio - 1988
- 43 Keith Triplett, UT - 2004

FIELD GOAL PCT.

- (MIN. 20 ATTEMPTS PER TOURN.)
- .826 (19/23) John Whorton, KSU- 1998
 - .810 (17/21) Mike Williams, MIA- 1992
 - .794 (27/34) Ira Newble, MIA- 1997
 - .750 (18/24) Grant Long, EMU- 1987
 - .750 (18/24) John Rhodes, Ohio- 1988
 - .727 (16-22) Shawn Thrower, NIU- 1981
 - .719 (23/32) Wally Szczerbiak, MIA- 1997
 - .710 (22/31) Allen Rayhorn, NIU- 1982
 - .710 (22/31) Casey Shaw, UT- 1996
 - .706 (24/34) Leon Williams, OHIO - 2005
 - .697 (23/33) Dan Majerle, CMU- 1987

3- POINT FIELD GOALS MADE

- 21 Jason Stewart, MIA - 2000
- 15 Billy Butts, BSU - 1990
- 14 Derrick Dials, EMU - 1998
- 13 Mychal Green, OHIO - 2006
- 12 Anthony Wilkins, KSU - 2003
- 11 Armon Gates, KSU - 2006
- 11 Sam Brown, UT - 1993
- 11 J.R. Wallace, CMU - 2003
- 10 Billy Butts, BSU - 1989
- 10 Sammy Villegas, UT - 2004
- 9 John Reimold, BG - 2005
- 8 Several individuals tied

3-PT. FIELD GOALS ATTEMPTED

- 42 Jason Stewart, MIA - 2000
- 29 Keith McLeod, BGSU - 2002
- 24 Derrick Dial, EMU - 1998
- 24 Chad Kamstra, UT - 2000
- 23 Darrick Brooks, WMU - 1993
- 23 Brian Tolbert, EMU - 1995
- 23 Anthony Wilkins, KSU - 2003
- 23 Sammy Villegas, UT - 2004
- 22 Earl Boykins, EMU - 1998
- 22 Ronald Blackshear, MAR - 2002

3-PT. FIELD GOAL PCT.

- .789 (15/19) Billy Butts, BSU- 1990
- .733 (11/15) Armon Gates, KSU - 2006
- .727 (8/11) Patrick Jackson, BSU- 2001
- .700 (7/10) D.J. Bosse, KSU- 1997
- .700 (7/10) T.J. Meerman, CMU- 2003
- .684 (13/19) Mychal Green, OHIO - 2006
- .666 (8/12) Landon Hackim, MIA-1995
- .636 (7/11) Matt Kramer, MIA-1993
- .615 (8/13) Landon Hackim, MIA-1996
- .609 (14/23) Derrick Dial, EMU-1999
- .600 (6/10) Mark Brown, WMU-1988

FREE THROWS MADE

- 37 Ron Lewis, BGSU - 2003
- 33 Chris Kaman, CMU - 2003
- 25 Dan Palombizio, BSU - 1986
- 25 Keith McLeod, BGSU - 2002
- 24 Ron Harper, MIA - 1985
- 24 Keith McLeod, BGSU - 2001
- 23 Brandon Hunter, Ohio - 2001
- 23 Alex Shorts, MIA, - 2001
- 23 Rashon Brown, UA - 2002

FREE THROWS ATTEMPTED

- 46 Chris Kaman, CMU - 2003
- 43 Ron Lewis, BGSU - 2003
- 32 Brandon Hunter, Ohio - 2001
- 32 Keith McLeod, BGSU - 2002
- 30 Dan Palombizio, BSU - 1986
- 29 Ron Harper, MIA - 1985
- 29 Dan Majerle, CMU - 1989
- 29 Keith McLeod, BGSU - 2001
- 28 John Reimold, BGSU - 2005
- 27 Shaun Stonerook, Ohio - 2000
- 26 Alex Shorts, MIA - 2001

FREE THROW PCT.

- (MIN. 15 ATTEMPTS)
- 1.000(15-15) Dave Jamerson, Ohio- 1988
 - 1.000(15-15) Jamie Matthews, BSU-1993
 - .941 (16-17) Justin Ingram, UT - 2006
 - .941 (16-17) Ray McCallum, BSU-1981
 - .933 (14-15) Josh Almanson, BG - 2005
 - .913 (21-23) Trevor Huffman, KSU-2001
 - .909 (20-22) Danny Horace, MIA - 2005
 - .895 (17-19) Anthony Taylor, MIA- 2000
 - .889 (16-18) Kevin Warzynski, KSU - 2006
 - .885 (23-26) Alex Shorts, MIA- 2001
 - .885 (23-26) Rashon Brown, UA- 2002
 - .875 (14-16) Trent Groom, KSU 1980
 - .875 (21-24) Paris McCurdy, BSU-1990
 - .875 (14-16) Theron Wilson, EMU 1996

REBOUNDS

- 45 Leon Williams, Ohio - 2005
- 41 Chris Kaman, CMU - 2003
- 39 Devon Davis, MIA - 1997
- 38 Allen Rayhorn, NIU - 1981
- 36 John Devereaux, Ohio - 1983
- 36 Shaun Stonerook, Ohio - 2000
- 34 Wally Szczerbiak, MIA - 1998
- 34 Steve Payne, BSU - 1993
- 33 Dick Miller, UT- 1980
- 33 Dan Palombizio, BSU - 1986
- 31 Anthony Kann, WMU - 2004

ASSISTS

- 33 Tim Reiser, UT - 1981
- 29 Earl Boykins, EMU - 1998
- 28 David Greer, BGSU - 1982
- 23 Cornelius Jackson, MAR - 2000
- 21 Jay Bryant, NIU - 1980
- 19 Jay Bates, NIU - 2003
- 17 Kashif Payne, UT - 2006
- 17 Antonio Chatman, OHIO - 2006
- 16 Tim Dillon, NIU - 1982
- 16 John Mansbury, BSU - 1983
- 16 Jamie Mercurio, MIA - 1990
- 16 Rob Mestas, MIA - 2000
- 16 DeAndre Haynes, KSU - 2004

STEALS

- 14 Dennis Whitaker, Ohio - 1988
- 13 Jamie Matthews, BSU - 1993
- 12 Craig Thames, UT - 1996
- 11 Grant Long, EMU - 1988
- 11 Duane Clemons, BSU - 2000
- 11 Sonny Troutman, Ohio - 2005
- 11 Daniel Gilbert, UB - 2005
- 10 Bonzi Wells, BSU- 1998
- 10 Earl Boykins, EMU - 1998
- 9 Justin Ingram, UT - 2006
- 9 Ron Harper, MIA - 1986
- 9 Damon frierson, MIA - 1999
- 9 Jay Bates, NIU - 2003
- 9 Anthony Kann, WMU - 2004

BLOCKS

- 15 Patrick Flomo, Ohio - 2001
- 13 Lonnie Jones, BSU - 2000
- 12 Chris Kaman, CMU - 2003
- 11 Allen Rayhorn, NIU - 1982

TEAM RECORDS (TOURNAMENT)

POINTS

312	UB	2005
298	UT	2006
283	EMU	1998
277	Ohio	2005
267	BSU	1986
265	UT	2004
260	WMU	2004
257	MIA	2001
255	Ohio	1994
255	MIA	1997

FIELD GOALS MADE

111	UB	2005
107	UT	2006
110	EMU	1998
100	Toledo	1981
98	Miami	1997
96	Ohio	1994
93	Ball State	1981
92	Ball State	1986
90	BSU	1980
89	Ohio	2005
89	Miami	2001
89	WMU	2004

FIELD GOALS ATTEMPTED

241	UB	2005
216	UT	2006
205	EMU	1998
205	Miami	2000
202	Ohio	2005
194	WMU	2004
193	Ball State	1980
186	Ohio	1994
183	Miami	2001
182	Toledo	1981
182	Ball State	1981

FIELD GOAL PERCENTAGE

.609	MIA, (98/161)	1997
.594	BSU, (92/155)	1986
.587	EMU, (64/109)	1987
.558	UT, (86/154)	1996
.556	Ohio, (74/133)	1983
.549	UT, (100/182)	1981
.542	Miami, (83/153)	1985
.538	BSU, (63/117)	1983
.537	NIU, (88/164)	1981
.537	EMU, (110/205)	1998

TOURNAMENT RECORDS

3-POINT SHOTS MADE

37	MIA	2000
31	UB	2005
29	OHIO	2006
29	UT	2006
28	EMU	1998
28	CMU	2003
27	BSU	2001
25	KSU	2004
24	KSU	2003
22	Ohio	2003

3-POINT SHOTS ATTEMPTED

89	MIA	2000
89	UB	2005
86	UT	2006
70	OHIO	2005
68	OHIO	2006
62	EMU	1998
61	KSU	2004
59	CMU	2003
58	KSU	2003
56	MIA	1994

3-POINT PERCENTAGE

(.667)	20/30	BSU	1990
(.632)	12/19	WMU	1988
(.553)	8/15	UB	2002
(.551)	27/49	BSU	2001
(.545)	18/33	BGSU	2003
(.519)	14/27	BSU	1989
(.516)	16-31	EMU	1989
(.500)	15-30	KSU	1989
(.500)	8/16	BSU	1997

FREE THROWS MADE

83	BSU	1986
81	Ohio	2005
74	CMU	2003
74	WMU	2004
67	Miami	1985
66	BSU	1990
66	UT	2004
65	BSU	1993
60	Ohio	2001
59	KSU	2006
59	UB	2005

FREE THROWS ATTEMPTED

114	Ohio	2005
112	BSU	1986
97	CMU	2003
94	UT	2004
90	Miami	1985
88	WMU	2004
85	Ohio	1983
84	Ohio	2000
84	Ohio	2001
82	Kent State	1984
82	BSU	1990

FREE THROW PERCENTAGE

.903	BSU	(28/31)	1983
.895	EMU	(17/19)	1987
.880	EMU	(22/25)	1992
.838	BSU	(57/68)	1981
.841	WMU	(74-88)	2004
.833	BSU	(65/78)	1993
.830	MAR	(44/53)	2003
.830	MIA	(39/47)	2005
.818	UB	(45/55)	2006
.811	WMU	(30/37)	1988

REBOUNDS

148	UB	2005
131	MIA	2000
130	Ohio	2005
123	WMU	2004
122	Ohio	1994
122	MIA	2001
121	UT	2006
121	MIA	1998
120	EMU	1998
117	Ohio	2001

WIDEST MARGIN OF VICTORY


45	KSU (88), UT (43)	1989
36	UT (89), EMU (53)	2002
34	WMU (96), MAR (62)	2004
32	BSU (89), NIU (57)	2001
31	Ohio (87), WMU (56)	1994
30	MIA (90), EMU (6)	1994
29	OHIO (82), CMU (53)	2006
28	MIA (108), UT (80)	1990
28	MIA (77), KSU (49)	1995
28	MIA (81), BG (53)	1996

MOST POINTS - FIRST HALF

51	MIA vs UT	3-09-90
51	UT vs. CMU	3-08-04
51	CMU vs UT	3-08-04
49	OU vs UB	3-05-01
48	CMU vs NIU	3-13-03
47	MIA vs EMU	3-08-97
47	UT vs UB	3-11-04
46	MAR vs EMU	3-08-04
45	EMU vs WMU	3-11-88
44	EMU vs UT	2-28-98
44	UB vs UT	3-11-04

MOST POINTS - SECOND HALF

58	WMU vs MAR	3-11-04
57	Miami vs Toledo	3-9-90
55	EMU vs Ohio	3-12-88
55	MAR vs NIU	3-4-02
54	EMU vs UT	2-28-98
53	KSU vs UA	2-28-98
52	Ohio vs UB	3-5-01
51	BG vs UT	3-4-97
50	EMU vs WMU	3-11-88
50	UT vs UB	3-11-04



EMU's Earl Boykins holds the record for most points scored in a tournament (89) and also holds the record for field goals made (34) and attempted (60).



MAC POSTSEASON HISTORY

OVERALL POST SEASON RECORDS

(Excluding MAC Tournament)

TEAM*	APP	W	L	PCT
Akron	1	1	1	.500
Ball State	11	6	11	.353
Buffalo	1	1	1	.500
Bowling Green	11	2	13	.133
Central Michigan	5	3	5	.375
Cincinnati*	1	0	1	.000
Eastern Michigan	5	3	5	.375
Kent State	11	6	11	.353
Marshall*	3	2	4	.333
Miami	22	8	24	.250
Northern Illinois*	1	0	1	.000
Ohio	13	6	15	.286
Toledo	8	3	8	.273
Western Michigan	6	4	6	.400
TOTAL	—	44	103	.299

*Only includes appearances as member of MAC

MAC TOURNAMENT RECORDS

TEAM (APPEARANCES)	W	L	PCT.
Akron (8)	3	9	.250
Ball State (24)	35	19	.648
Bowling Green (23)	16	24	.400
Buffalo (7)	5	7	.417
Central Michigan (13)	10	12	.455
Eastern Michigan (24)	19	21	.475
Kent State (23)	25	20	.556
*Marshall (7)	5	8	.385
Miami (24)	30	22	.577
Northern Illinois (11)	8	11	.421
Ohio (24)	26	21	.553
Toledo (23)	21	21	.500
Western Michigan (20)	12	20	.375

*No longer in the MAC

MAC TOURNAMENT TITLES

Ball State - 7 — 1981, 1986, 1989, 1990, 1993, 1995, 2000
 Kent State - 4 — 1999, 2001, 2002, 2006
 Ohio - 4 — 1983, 1985, 1994, 2005
 Eastern Michigan - 4 — 1988, 1991, 1996, 1998
 Central Michigan - 2 — 1987, 2003
 Miami - 3 — 1984, 1992, 1997
 Northern Illinois - 1 — 1982
 Toledo - 1 — 1980
 Western Michigan - 1 — 2004

NCAA TOURNAMENT RECORDS

TEAM (YEARS PARTICIPATED)	APP	W	L	PCT
Ball State (1981-86-89-90-93-95-00)	7	3	7	.300
Bowling Green (1959-62-63-68)	4	1	5	.167
Central Michigan (1975-77-87-03)	4	3	4	.429
Eastern Michigan (1988-91-96-98)	4	3	4	.429
Kent State (1999-01-02-06)	4	4	4	.500
Marshall (1956)*	1	0	1	.000
Miami (1953-55-57-58-66-69-71-73 -78-84-85-86-92-95-97-99)	16	6	18	.250
Northern Illinois (1982)*	1	0	1	.000
Ohio (1960-61-64-65-70-72 -74-83-85-94-05)	11	4	12	.250
Toledo (1954-67-79-80)	4	1	4	.200
Western Michigan (1976-98-04)	3	2	3	.400
TOTALS	59	27	62	.303

*Only includes appearances as member of MAC

NIT TOURNAMENT RECORDS

TEAM (YEARS PARTICIPATED)	APP	W	L	PCT
Akron (2006)	1	1	1	.500
Ball State (1991-92-98-02)	4	3	4	.429
Bowling Green (1954-80-83- 90-91-97-00-02)	8	1	8	.111
Buffalo (2005)	1	1	1	.500
Central Michigan (1979)	1	0	1	.000
Cincinnati (1951)*	1	0	1	.000
Eastern Michigan (1995)	1	0	1	.000
Kent State (1985-89-90-00-03-04-05)	7	2	7	.222
Marshall (1967-68)*	2	2	3	.400
Miami (1970-93-94-96-05-06)	6	2	6	.250
Ohio (1969-86-95)	3	2	3	.400
Toledo (1981-99-01-04)	4	2	4	.333
Western Michigan (1992-03-05)	3	2	3	.400
TOTAL	41	18	42	.300

*Only includes appearances as member of MAC

Ohio won the 1993 Preseason NIT, the only MAC team in history to capture the event. The Bobcats defeated Ohio State (78-67) in Columbus, Virginia (94-83) in Charlottesville, and both George Washington (82-76) and New Mexico State, 84-80 in overtime, at Madison Square Garden. The four wins propelled Ohio to a No. 14 national ranking and helped fuel the national prominence of forward Gary Trent, who declared early for the NBA Draft at the end of the season. Trent was named Tournament MVP for his 103 points in four games, an average of 25.8 ppg. He peaked with 33 points in the title game vs. the Aggies.

NCAA TOURNAMENT HISTORY

2006

Detroit, Mich. #5 Pittsburgh 79, #12 Kent State 64

2005

Nashville, Tenn. #4 Florida 67, #13 OHIO 62

2004

Orlando, Fla. #6 Vanderbilt 71, #11 WESTERN MICHIGAN 58

2003

Salt Lake City, Utah #11 CENTRAL MICHIGAN 79, #6 Creighton 73

Salt Lake City, Utah #3 Duke 86, #11 CENTRAL MICHIGAN 60

2002

Greenville, S.C. #10 KENT STATE 69, #7 Oklahoma State 61

Greenville, S.C. #10 KENT STATE 71, #2 Alabama 58

Lexington, Ky. #10 KENT STATE 78, #3 Pittsburgh 73 - ot

Lexington, Ky. #5 Indiana 81, #10 KENT STATE 69

2001

San Diego, Calif. #13 KENT STATE 77, #4 Indiana 73

San Diego, Calif. #5 Cincinnati 66, #13 KENT STATE 43

2000

Minneapolis, Minn. #6 UCLA 65, #11 BALL STATE, 57

1999

St. Louis, Mo. #3 Kentucky 58, #10 MIAMI 43

New Orleans, La. #10 MIAMI 66, #2 Utah 58

New Orleans, La. #10 MIAMI 59, #7 Washington 58

Boston, Mass. #6 Temple 61, #11 KENT STATE 54

1998

Chicago, Ill. #11 WESTERN MICHIGAN 75, #6 Clemson 72

Chicago, Ill. #3 Stanford 83, #11 WESTERN MICHIGAN 65

Hartford, Conn. #4 Michigan State 83, #13 EASTERN MICHIGAN 71

1997

Kansas City, Mo. #4 Clemson 68, #13 MIAMI 56

1996

Indianapolis, Ind. #9 EASTERN MICHIGAN 75, #8 Duke 63

Indianapolis, Ind. #1 Connecticut 95, #9 EASTERN MICHIGAN 81

1995

Dayton, Ohio #12 MIAMI 71, #5 Arizona 62

Dayton, Ohio #4 Virginia 60, #12 MIAMI 54 (ot)

Memphis, Tenn. #5 Arizona St. 81, #12 BALL STATE 66

1994

Landover, Md. #5 Indiana 84, #12 OHIO 72

1993

Rosemont, Ill. #2 Kansas 94, #15 BALL STATE 72

1992

Cincinnati, Ohio #4 North Carolina 68, #13 MIAMI 63

1991

Sycouse, N.Y. #12 EASTERN MICHIGAN 76, #5 Mississippi St. 56

Syracuse, N.Y. #12 EASTERN MICHIGAN 71, #13 Penn State 68(OT)

East Rutherford, N.J. #1 North Carolina 93, #12 EASTERN MICHIGAN 67

1990

Salt Lake City, Utah #12 BALL STATE 54, #5 Oregon State 53

Salt Lake City, Utah #12 BALL STATE 62, #4 Louisville 60

Oakland, Calif. #1 UNLV 69, #12 BALL STATE 67

1989

Indianapolis, Ind. #9 BALL STATE 68, #8 Pittsburgh 64

Indianapolis, Ind. #1 Illinois 72, #9 BALL STATE 60



Dan Majerle led Central Michigan to an NCAA berth in 1987. CMU fell to UCLA, 73-92

1988

Lincoln, Neb. #2 Pittsburgh 108, #15 EASTERN MICHIGAN 90

1987

Salt Lake City, Utah #4 UCLA 92, #13 CENTRAL MICHIGAN 73

1986

Baton Rouge, La. #3 Memphis State 95, #14 BALL STATE 63

Minneapolis, Minn. #7 Iowa State 81, #10 MIAMI 79 (OT)

1985

Notre Dame, Ind. #3 Kansas 49, #14 OHIO 38

Dayton, Ohio #5 Maryland 69, #12 MIAMI 68 (OT)

1984

Pulman, Wash. #9 SMU 83, #8 MIAMI 69

1983

Tampa, Fla. #11 OHIO 51, #6 Illinois State 49

Tampa, Fla. #3 Kentucky 57, #11 OHIO 40

MAC POSTSEASON HISTORY

1982	
Dallas, Texas	#5 Kansas State 77, #12 NORTHERN ILLINOIS 68
1981	
Tuscaloosa, Ala.	#5 Boston College 93, #12 BALL STATE 90
1980	
Bowling Green, Ky.	#8 Florida State 94, #9 TOLEDO 91
1979	
Bloomington, Ind.	#5 TOLEDO 74, #4 Iowa 72
Indianapolis, Ind.	#1 Notre Dame 79, #5 TOLEDO 71
1978	
Indianapolis, Ind.	MIAMI 84, Marquette 81 (OT)
Dayton, Ohio	Kentucky 91, MIAMI 69
1977	
Bloomington, Ind.	UNC-Charlotte 91, CENTRAL MICHIGAN 85 (OT)
1976	
South Bend, Ind.	WESTERN MICHIGAN 77, VA Tech 67 (OT)
Baton Rouge, La.	Marquette 62, WESTERN MICHIGAN 57
1975	
Tuscaloosa, Ala.	CENTRAL MICHIGAN 77, Georgetown 75
Dayton, Ohio	Kentucky 90, CENTRAL MICHIGAN 73
Dayton, Ohio	CENTRAL MICHIGAN 88, Oregon St. 87*
Terre Haute, Ind.	Marquette 85, OHIO 59
1973	
Dayton, Ohio	Marquette 77, MIAMI 62
1972	
Knoxville, Tenn.	Marquette 73, OHIO 49
1971	
South Bend, Ind.	Marquette 62, MIAMI 47
1970	
Dayton, Ohio	Notre Dame 112, OHIO 82
1969	
Carbondale, Ill.	MIAMI 63, Notre Dame 60
Madison, Wis.	Purdue 91, MIAMI 71
Madison, Wis.	Kentucky 72, MIAMI 71*
1968	
Kent, Ohio	Marquette 72, BOWLING GREEN 71
1967	
Lexington, Ky.	Virginia Tech 82, TOLEDO 76
1966	
Kent, Ohio	Dayton 58, MIAMI 51
1965	
Bowling Green, Ky.	Dayton 66, OHIO 65

1964	
Evanston, Ill.	OHIO 71, Louisville 69
Minneapolis, Minn.	OHIO 85, Kentucky 69
Minneapolis, Minn.	Michigan 69, OHIO 57+
1963	
Evanston, Ill.	BOWLING GREEN 77, Notre Dame 72
East Lansing, Mich.	Illinois 71, BOWLING GREEN 68
East Lansing, Mich.	Miss. St. 65, BOWLING GREEN 60*
1962	
Lexington, Ky.	Butler 56, BOWLING GREEN 55
1961	
Louisville, Ky.	Louisville 76, OHIO 70
1960	
Lexington, Ky.	OHIO 74, Notre Dame 66
Louisville, Ky.	Georgia Tech 57, OHIO 54
Louisville, Ky.	Western Kentucky 97, OHIO 87*
1959	
Lexington, Ky.	Marquette 89, BOWLING GREEN 71
1958	
Evanston, Ill.	MIAMI 82, Pittsburgh 77
Lexington, Ky.	Kentucky 94, MIAMI 70
Lexington, Ky.	Indiana 98, MIAMI 91*
1957	
Columbus, Ohio	Notre Dame 89, MIAMI 77
1956	
Fort Wayne, Ind.	Morehead St. 107, MARSHALL 92
1955	
Lexington, Ky.	Marquette 90, MIAMI 79
1954	
Fort Wayne, Ind.	Penn State 62, TOLEDO 50
1953	
Fort Wayne, Ind.	DePaul 74, MIAMI 72

+Regional championship game; *Regional consolation game



NIT HISTORY

YEAR	ROUND	SCORE
2006	First	AKRON 80 , at Temple 73 at Butler 53, MIAMI 52
	Second	at Creighton 71, AKRON 60
2005	First	WESTERN MICHIGAN 54 , at Marquette 40 TCU 60, at MIAMI 58 at BUFFALO 81 , Drexel 76 (OT) at Western Kentucky 88, KENT STATE 80 (OT)
	Second	at St. Joseph's 55, BUFFALO 50 TCU 78, at WESTERN MICHIGAN 76 (OT)
2004	First	at Marquette 87, TOLEDO 72 West Virginia 65, at KENT STATE 54
2003	First	at WMU 63 , Illinois-Chicago 62 College of Charleston 71, at KENT STATE 66
	Second	at Siena 68, WMU 62
2002	First	at BALL STATE 98 , South Florida 92 at Butler 81, BOWLING GREEN 69
	Second	BALL STATE 76 , at St. Joseph's 54
	Third Quarterfinals	BALL STATE 75 , at LSU 65 at South Carolina 82, BALL STATE 47
2001	First	at TOLEDO 76 , South Alabama 67
	Second	at Alabama 79, TOLEDO 69
2000	First	at KENT STATE 73 , Rutgers 62
	First	at BYU 81, BOWLING GREEN 54
	Second Third	KENT STATE 81 , at Villanova 67 at Penn State 81, KENT STATE 74
1999	First	Xavier 86, at TOLEDO 84
1998	First	at Memphis 90, BALL STATE 67
1997	First	at West Virginia 98, BOWLING GREEN 95
1996	First	at Fresno State 58, MIAMI 57
1995	First	at OHIO 83 , George Washington 71
	Second First	at Iowa 66, OHIO 62 at Bradley 86, EASTERN MICHIGAN 85 (2 OT)
1994	First	at Xavier 80, MIAMI 68
1993	First	MIAMI 56 , at Ohio State 53
	Second Quarterfinals	at MIAMI 60 , Old Dominion 58 at Georgetown 66, MIAMI 53
1992	First	at Notre Dame 63, WESTERN MICHIGAN 56
	First	at Utah 72, BALL STATE 57
1991	First First	at Wisconsin 87, BOWLING GREEN 79 (OT) at Cincinnati 82, BALL STATE 55
1990	First	at St. Louis 85, KENT STATE 74
	First	at Cincinnati 75, BOWLING GREEN 60
1989	First	Michigan State 83, KENT STATE 69 (at Detroit)
1986	First	Ohio State 65, at OHIO 62

YEAR	ROUND	SCORE
1985	First	at Cincinnati 77, KENT STATE 61
1983	First	Michigan State 72, BOWLING GREEN 71
1981	First	at TOLEDO 91 , American 83
	Second	at Michigan 80, TOLEDO 68
1980	First	at Minnesota 64, BOWLING GREEN 50
1979	First	at Purdue 97, CENTRAL MICHIGAN 80
	First	at St. John's 70, MIAMI 57
1969	First	OHIO 82 , West Texas State 80
1968	Quarterfinals	Tennessee 75, OHIO 64
	First	St. Peter's 102, MARSHALL 93 (2 OT)
1967	First	MARSHALL 70 , Villanova 68 (OT)
	Quarterfinals	MARSHALL 119 , Nebraska 88
	Semifinals Consolation	Marquette 83, MARSHALL 78 Rutgers 93, MARSHALL 76
1954	First	* BOWLING GREEN 88 , Wichita State 84
	Quarterfinals	*W. Kentucky 95, BOWLING GREEN 81
1951	First	*St. Bonaventure 70, CINCINNATI, 67 (2OT)

The following appearances by Bowling Green were prior to its joining the Mid-American Conference in 1954.

1949	First	* BOWLING GREEN 77 , St. John's 64
	Quarterfinals	* BOWLING GREEN 80 , St. Louis 74
	Semifinals	*San Francisco 49, BOWLING GREEN 39
	Consolation	* BOWLING GREEN 82 , Bradley 77
1948	First	*St. Louis 69, BOWLING GREEN 53

The following are appearances by current MAC members prior to the formation of the Mid-American Conference

1946	First	*Rhode Island 82, BOWLING GREEN 79 (OT)
1945	First	* BOWLING GREEN 60 , Rensselaer Poly 45
	Semifinals	* BOWLING GREEN 57 , St. John's 44
	Championship	*DePaul 71, BOWLING GREEN 54
1944	First	*St. John's 44, BOWLING GREEN 40
1943	First	* TOLEDO 54 , Manhattan 47
	Semifinals	* TOLEDO 46 , Washington & Jefferson 39
	Championship	*St. John's 48, TOLEDO 27
1942	First	* TOLEDO 82 , Rhode Island 71
	Semifinals	*West Virginia 51, TOLEDO 39
	Consolation	*Creighton 48, TOLEDO 46
1941	First	* OHIO 55 , Duquesne 40
	Semifinals	* OHIO 45 , CCNY 43
	Championship	*Long Island 56, OHIO 42

* at Madison Square Garden

(NOTE: The appearances listed by Marshall in 1967 and 1968 and by Cincinnati in 1951 were their only appearances in the NIT as representatives of the Mid-American Conference and do not necessarily reflect their overall records in the NIT.)



POSTSEASON HISTORY (BY SCHOOL)

AKRON

Prior to joining the MAC in 1992

NCAA (0-1)

Year	Opponent	Results	Site
1986	Michigan	L, 70-64	Minneapolis, Minn.

NIT (1-3)

Year	Opponent	Results	Site
1987	Illinois State	L, 79-72	Normal, Illinois
1989	Ohio State	L, 81-70	Columbus, Ohio
2006	Temple	W, 80-73	Philadelphia, Pa.
2006	Creighton	L, 60-71	Omaha, Neb.

BALL STATE

NCAA (3-7)

Year	Opponent	Results	Site
1981	Boston College	L, 93-90	Tuscaloosa, Ala.
1986	Memphis State	L, 95-63	Baton Rouge, La.
1989	Illinois	L, 72-60	Indianapolis, Ind.
1989	Pittsburgh	W, 68-64	Indianapolis, Ind.
1990	UNLV	L, 69-67	Oakland, Calif.
1990	Louisville	W, 62-60	Salt Lake City, Utah
1990	Oregon St.	W, 54-53	Salt Lake City, Utah
1993	Kansas	L, 94-72	Chicago, Ill.
1995	Arizona St.	L, 81-66	Memphis, Tenn.
2000	UCLA	L, 57-65	Minneapolis, Minn.

NIT (3-4)

Year	Opponent	Results	Site
1991	Cincinnati	L, 82-55	Cincinnati, Ohio
1992	Utah	L, 72-57	Salt Lake City, Utah
1998	Memphis	L, 90-67	Memphis, Tenn.
2002	South Florida	W, 98-92	Muncie, Ind.
2002	St. Joseph's	W, 76-54	Philadelphia, Pa.
2002	LSU	W, 75-65	Baton Rouge, La.
2002	South Carolina	L, 47-82	Columbia, S.C.

BOWLING GREEN

NCAA (1-5)

Year	Opponent	Result	Site
1959	Marquette	L, 89-71	Lexington, Ky.
1962	Butler	L, 56-55	Lexington, Ky.
1963	Notre Dame	W, 77-72	Lexington, Ky.
1963	Illinois	L, 71-68	East Lansing, Mich.
1963	Miss. St.	L, 65-60	East Lansing, Mich.
1968	Marquette	L, 72-71	Kent, Ohio

NIT (1-8 MAC, 6-13 overall)

Year	Opponent	Results	Site
------	----------	---------	------

Prior to joining the MAC (5-5)

1944	St. John's	L, 44-40	New York, N.Y.
1945	Rensselaer Poly	W, 60-45	New York, N.Y.
1945	St. John's	W, 57-44	New York, N.Y.
1945	De Paul	L, 71-54	New York, N.Y.
1946	Rhode Island	L, 82-79 OT	New York, N.Y.
1948	St. Louis	L, 69-53	New York, N.Y.
1949	San Francisco	L, 49-34	New York, N.Y.
1949	Bradley	W, 82-77	New York, N.Y.
1949	St. John's	W, 77-64	New York, N.Y.
1949	St. Louis	W, 80-74	New York, N.Y.

As a MAC member (1-8)

1954	Wichita State	W, 88-84	New York, N.Y.
1954	Western Kentucky	L, 95-81	New York, N.Y.
1980	Minnesota	L, 64-50	Bowling Green, Ohio
1983	Michigan St.	L, 72-71	Lansing, Mich.
1990	Cincinnati	L, 75-60	Cincinnati, Ohio
1991	Wisconsin	L, 87-79 OT	Madison, Wis.
1997	West Virginia	L, 98-95	Morgantown, W.Va.
2000	Brigham Young	L, 54-81	Provo, Utah
2002	Butler	L, 69-81	Indianapolis, Ind.

BUFFALO

NCAA (0-0)

Year	Opponent	Results	Site
------	----------	---------	------

NIT (1-1)

Year	Opponent	Results	Site
2005	Drexel	W, 81-76 (OT)	Buffalo, N.Y.
2005	St. Joseph's	L, 50-55	Philadelphia, Pa.

CENTRAL MICHIGAN

NCAA (3-4)

Year	Opponent	Results	Site
1975	Georgetown	W, 77-75	Tuscaloosa, Ala.
1975	Kentucky	L, 90-73	Dayton, Ohio
1975	Oregon St.	W, 88-87	Dayton, Ohio
1977	UNC Charlotte	L, 91-85	Bloomington, Ind.
1987	UCLA	L, 92-73	Salt Lake City, Utah
2003	Creighton	W, 79-73	Salt Lake City, Utah
2003	Duke	L, 86-60	Salt Lake City, Utah

NIT (0-1)

Year	Opponent	Results	Site
1979	Purdue	L, 97-80	West Lafayette, Ind.

EASTERN MICHIGAN

NCAA (3-4)

Year	Opponent	Results	Site
1988	Pittsburg	L, 103-90	Lincoln, Neb.
1991	Mississippi St.	W, 76-56	Syracuse, N.Y.
1991	Penn State	W, 71-68 OT	Syracuse, N.Y.
1991	North Carolina	L, 93-67	East Rutherford, N.J.
1996	Duke	W, 75-63	Indianapolis, Ind.
1996	Connecticut	L, 95-81	Indianapolis, Ind.
1998	Michigan St.	L, 83-71	Hartford, Conn.

NIT (0-1)

Year	Opponent	Results	Site
1995	Bradley	L, 86-85 2 OT	Peoria, Ill.

KENT STATE

NCAA (4-4)

Year	Opponent	Results	Site
1999	Temple	L, 61-54	Boston, Mass.
2001	Indiana	W, 77-73	San Diego, Calif.
2001	Cincinnati	L, 43-66	San Diego, Calif.
2002	Oklahoma State	W, 69-61	Greenville, S.C.
2002	Alabama	W, 71-58	Greenville, S.C.
2002	Pittsburgh	W, 78-73 OT	Lexington, Ky.
2002	Indiana	L, 69-81	Lexington, Ky.
2006	Pittsburgh	L, 64-79	Detroit, Mich.

NIT (2-7)

Year	Opponent	Result	Site
1985	Cincinnati	L, 77-61	Cincinnati, Ohio
1989	Michigan State	L, 83-69	Detroit, Mich.
1990	St. Louis	L, 85-74	St. Louis, Mo.
2000	Rutgers	W, 73-62	Kent, Ohio
2000	Villanova	W, 81-67	Villanova, Pa.
2000	Penn State	L, 81-74	State College, Pa.
2003	College of Charleston	L, 71-66	Kent, Ohio
2004	West Virginia	L, 65-54	Kent, Ohio
2005	Western Kentucky	L, 80-88 (OT)	Bowling Green, Ky.

POSTSEASON HISTORY (BY SCHOOL)

MIAMI

NCAA (6-18)

Year	Opponent	Results	Site
1953	DePaul	L, 74-72	Fort Wayne, Ind.
1955	Marquette	L, 90-79	Lexington, Ky.
1957	Notre Dame	L, 89-77	Columbus, Ohio
1958	Pittsburgh	W, 77-82	Evanston, Ill.
1958	Kentucky	L, 94-70	Lexington, Ky.
1958	Indiana	L, 98-91	Lexington, Ky.
1966	Dayton	L, 58-51	Kent, Ohio
1969	Notre Dame	W, 63-60	Carbondale, Ill.
1969	Purdue	L, 91-71	Madison, Wis.
1969	Kentucky	L, 72-71	Madison, Wis.
1971	Marquette	L, 62-47	South Bend, Ind.
1973	Marquette	L, 77-62	Dayton, Ohio.
1978	Kentucky	L, 91-69	Dayton, Ohio
1978	Marquette	W, 84-81 OT	Indianapolis, Ind.
1984	SMU	L, 83-69	Pulman, Wash.
1985	Maryland	L, 69-68 OT	Dayton, Ohio
1986	Iowa St.	L, 81-79 OT	Minneapolis, Minn.
1992	North Carolina	L, 68-63	Cincinnati, Ohio
1995	Arizona	W, 71-61	Dayton, Ohio
1995	Virginia	L, 60-54	Dayton, Ohio
1997	Clemson	L, 68-56	Kansas City, Mo.
1999	Kentucky	L, 58-43	St. Louis, Mo.
1999	Utah	W, 66-58	New Orleans, La.
1999	Washington	W, 59-58	New Orleans, La.

NIT (2-6)

Year	Opponent	Results	Site
1970	St. Johns	L, 70-57	New York, N.Y.
1993	Ohio State	W, 56-53	Columbus, Ohio
1993	Old Dominion	W, 60-58	Oxford, Ohio
1993	Georgetown	L, 66-53	Fairfax, Va.
1994	Xavier	L, 80-68	Cincinnati, Ohio
1996	Fresno St.	L, 58-57	Fresno, Calif.
2005	TCU	L, 58-60	Oxford, Ohio
2006	Butler	L, 52-53	Indianapolis, Ind.

NORTHERN ILLINOIS

NCAA (0-1 MAC, 0-3 overall)

Year	Opponent	Results	Site
As a MAC member (1975-85, 1997- pr.)			
1982	Kansas State	L, 77-68	Dallas, Texas
Prior to rejoining MAC in 1997			
1991	St. John's	L, 75-68	Dayton, Ohio
1996	Texas Tech	L, 74-73	Richmond, Va.

OHIO

NCAA (4-12)

Year	Opponent	Results	Site
1960	Notre Dame	W, 74-66	Lexington, Ky.
1960	Georgia Tech	L, 57-54	Lexington, Ky.
1960	Western Kentucky	L, 97-87	Louisville, Ky.
1961	Louisville	L, 76-70	Louisville, Ky.
1964	Louisville	W, 71-69	Evanston, Ill.
1964	Kentucky	W, 85-69	Minneapolis, Minn.
1964	Michigan	L, 69-57	Minneapolis, Minn.
1965	Dayton	L, 66-65	Bowling Green, Ky.
1970	Notre Dame	L, 112-82	Dayton, Ohio
1972	Marquette	L, 73-49	Knoxville, Tenn.
1974	Marquette	L, 85-59	Terre Hawk, Ind.
1983	Illinois State	W, 51-49	Tampa, Fla.
1983	Kentucky	L, 57-40	Tampa, Fla.
1985	Kansas	L, 49-38	South Bend, Ind.
1994	Indiana	L, 84-72	Landover, Md.
2005	Florida	L, 62-67	Nashville, Tenn.

NIT (2-3 MAC, 4-4 overall)

Year	Opponent	Results	Site
As a MAC member			
1969	West Texas St.	W, 82-80	New York, N.Y.
1969	Tennessee	L, 75-64	New York, N.Y.
1986	Ohio State	L, 65-62	Athens, Ohio
1995	George Wash.	W, 83-71	Athens, Ohio
1995	Iowa	L, 66-62	Iowa City, Iowa
Prior to joining MAC			
1941	Duquesne	W, 55-40	New York, N.Y.
1941	CCNY	W, 45-43	New York, N.Y.
1941	Long Island	L, 56-42	New York, N.Y.

TOLEDO

NCAA (1-4)

Year	Opponent	Results	Site
1954	Penn State	L, 62-50	Fort Wayne, Ind.
1967	Virginia Tech.	L, 82-76	Lexington, Ky.
1979	Iowa	W, 74-72	Bloomington, Ind.
1979	Notre Dame	L, 79-71	Indianapolis, Ind.
1980	Florida State	L, 94-91	Bowling Green, Ky.

NIT (2-4 MAC, 5-7 overall)

Year	Opponent	Results	Site
As a MAC member			
1981	American	W, 91-83	Toledo, Ohio
1981	Michigan	L, 80-68	Ann Arbor, Mich.
1999	Xavier	L, 86-84	Toledo, Ohio
2001	South Alabama	W, 76-67 OT	Toledo, Ohio
2001	Alabama	L, 69-79	Tuscaloosa, Ala.
2004	Marquette	L, 87-72	Milwaukee, Wis.
Prior to joining MAC			
1942	Rhode Island	W, 82-71	New York, N.Y.
1942	West Virginia	L, 51-46	New York, N.Y.
1942	Creighton	L, 48-46	New York, N.Y.
1943	Manhattan	W, 54-47	New York, N.Y.
1943	Wash. Jefferson	W, 46-39	New York, N.Y.
1943	St. John's	L, 48-27	New York, N.Y.

WESTERN MICHIGAN

NCAA (2-3)

Year	Opponent	Results	Site
1976	Virginia Tech	W, 77-67 OT	South Bend, Ind.
1976	Marquette	L, 62-57	Baton Rouge, La.
1998	Clemson	W, 75-72	Chicago, Ill.
1998	Stanford	L, 83-65	Chicago, Ill.
2004	Vanderbilt	L, 71-58	Orlando, Fla.

NIT (2-3)

Year	Opponent	Results	Site
1992	Notre Dame	L, 63-56	Notre Dame, Ind.
2003	Illinois-Chicago	W, 63-62	Kalamazoo, Mich.
2003	Siena	L, 68-62	Albany, N.Y.
2005	Marquette	W, 54-40	Milwaukee, Wis.
2005	TCU	L, 76-78 (OT)	Kalamazoo, Mich.



MAC TEAM RECORDS

ALL GAMES

MOST VICTORIES

- 30 - KSU (30-6) 2001-02
- 29 - Ball State (29-3), 1988-89
- 26 - EMU (26-7), 1990-91
- 26 - Ball State (26-7), 1989-90
- 26 - Ball State (26-7), 1992-93
- 26 - WMU (26-5), 2003-04
- 25 - WMU (25-3), 1975-76
- 25 - Ohio (25-8), 1993-94
- 25 - CMU (25-7), 2002-03

FEWEST VICTORIES

- 2 - KSU (2-19), 1961-62
- 2 - WMU (2-20), 1958-59

MOST LOSSES

- 25 - EMU (3-25) 2000-01
- 24 - CMU (4-24) 2005-06
- 24 - Buffalo (5-24), 1998-99
- 24 - Buffalo (4-24), 2000-01
- 24 - EMU, (6-24), 2001-02
- 24 - CMU (6-24), 2003-04
- 23 - WMU (5-23), 1982-83
- 23 - CMU (3-23), 1994-95
- 23 - Akron (3-23), 1995-96
- 23 - Buffalo (5-23), 1999-00
- 23 - CMU (6-23), 1999-00
- 23 - Northern Illinois (5-23), 2000-01
- 23 - Buffalo (5-23), 2002-03

FEWEST LOSSES

- 2 - Toledo (23-2), 1966-67

LONGEST WINNING STREAK (SINGLE SEASON)

- 21 - KSU, 2001-02
- 18 - WMU, 1975-76

LONGEST WINNING STREAK

- 21 - KSU, 2001-02
- 19 - WMU, 1974-75, 1975-76

LONGEST LOSING STREAK

- 22 - Akron, 1995-96

LARGEST ATTENDANCE

- Game:** 42,440 - Miami vs. Kentucky 3-19-99, at Trans World Dome, St. Louis, Mo.
- Home Game:** 14,102 - BGSU at Ohio, 2-28-70
- Home Season:** 147,203 - Toledo, 1980-81

MOST POINTS

- Game: 136 - BGSU vs. Siena, 12-4-89
- 136 - Toledo vs. Hillsdale, 12-2-67
- Game (Two Teams): 253 - Marshall 127, WMU 126, 2000
- Season: 2,731 - Ball State (35 games), 2001-02

OFFENSIVE AVERAGE

- Season: 93.3 - Marshall, 1955-56

MOST POINTS ALLOWED

- Game: 127 - WMU (126) vs. Marshall, 2000
- Season: 2,473 - WMU (30 games), 1978-79

BEST DEFENSIVE AVERAGE

- Season: 49.1 - Butler, 1947-48

MOST FIELD GOALS ATTEMPTED

- Game: 130 - WMU vs. Valparaiso, 1982
- Season: 2,119 - WMU, 1951-52

MOST FIELD GOALS MADE

- Game: 58 - Toledo (58-101) vs. Hillsdale, 1968
- Season: 999 - CMU, 1974-75

BEST FIELD GOAL PERCENTAGE

- Game: .769 - CMU (30-39) vs. Fairfield, 11-26-83
- Season: .535 - Toledo (923-1724), 1979-80
- .535 - Toledo (788-1473), 1983-84

MOST CONSECUTIVE FG MADE

- Game: 16 - BGSU vs. Duquesne, 1979
- 16 - Toledo vs. CMU, 1980

MOST 3-POINT FG ATTEMPTED

- Game: 44 - Ohio vs. Duquesne, 1-07-2004
- Season: 815 - BSU, 2001-02

MOST 3-POINT FIELD GOALS MADE

- Game: 20 - Ohio vs. Duquesne, 1-07-2004
- Season: 310 - BSU, 2001-02

BEST 3-POINT FIELD GOAL PERCENTAGE

- Game: .875 - Toledo (7-8) vs. NIU, 2-18-1987
- Season: .465 - Eastern Mich. (144-310), 1986-87

MOST FREE THROWS ATTEMPTED

- Game: 65 - Toledo vs. Howard 12-16-1991
- Season: 966 - Bowling Green, 1952-53

MOST FREE THROWS MADE

- Game: 53 - Miami vs. Central Mich., 1-29-1992
- Season: 608 - Ball State, 1992-93

BEST FREE THROW PERCENTAGE

- Game: 1.000 - BGSU (25-25) vs. EMU, 3-06-2004
- Season: .784 - KSU (592-755), 1988-89

MOST CONSECUTIVE FT MADE

- Game: 25 - BGSU vs. EMU, 3-06-2004

MOST REBOUNDS

- Game: 97 - Miami vs. KSU, 2-21-53
- Season: 1,478 - Ohio, 1964-65

BEST REBOUNDING AVERAGE

- Season: 61.3 - Miami, 1952-53

BEST REBOUNDING MARGIN

- Season: +8.6 - Ball State, 1989-90

MOST PERSONAL FOULS

- Game: 42 - Buffalo. vs. EMU, 3/3/03
- Season: 695 - Central Mich., 1991-92

FEWEST PERSONAL FOULS

- Game: 4 - Miami vs. KSU, 2-14-1958
- Season: 355 - Miami, 1962-63

MAC GAMES ONLY

MOST VICTORIES

- 17 - KSU (17-1), 2001-02
- 16 - Miami (16-2), 1994-95
- 16 - Miami (16-2), 1985-86
- 16 - Miami (16-2), 1983-84
- 15 - KSU (15-3), 2005-06
- 15 - Miami (15-3), 1998-99
- 15 - Bowling Green (15-3), 1982-83
- 15 - WMU (15-1), 1975-76
- 15 - WMU (15-3), 2003-04

BEST RECORD

- 12-0 - Miami, 1957-58
- 12-0 - Cincinnati, 1949-50

FEWEST VICTORIES

- 0 - Akron, 1995-96
- 0 - Western Reserve, 1951-52
- 0 - CMU, 1994-95

MOST LOSSES

- 18 - CMU (0-18), 1994-95
- 18 - Akron (0-18), 1995-96

LONGEST WINNING STREAK

- 16 - Miami, 1956-57, 1957-58, 1958-1959
- 15 - KSU, 2001-02

LONGEST LOSING STREAK

- 18 - Akron, 1995-96
- 18 - CMU, 1994-95
- 18 - Buffalo, 1999-00/2000-01

LARGEST ATTENDANCE

- Game: 14,102 - BGSU at Ohio, 2-28-1970
- Home Season: 77,775 - UT (18 games), 82-83

MOST POINTS

- Game:** 127 - Marshall vs. WMU (126), 12-20-1999

Game (Both Teams):

- 253 - Marshall 127, WMU (126), 12-20-1999

MAC INDIVIDUAL RECORDS

POINTS

MOST POINTS IN A GAME

60 - Dave Jamerson (OU) vs. Charleston, 12-21-89
 53 - Tommie Johnson (CMU) vs. Wright St. 12-22-87
 52 - Jim Darrow (BGSU) vs. Toledo, 1-13-60
 52 - Jim Darrow (BGSU) vs. Marshall, 2-27-60
 52 - Dave Jamerson (OU) vs. Kent, 2-24-90
 51 - David Webber (CMU) vs. Ball State, 2-2400
 50 - Howard Komives (BGSU) vs. Niagara, 2-15-64
 49 - Ben Kelso (CMU) vs. Marshall, 1-13-73
 49 - Dan Potopsky (Kent) vs. WMU, 2-5-55
 49 - Howard Komives (BGSU) vs. WMU, 2-22-64
 48 - Dan Potopsky (Kent) vs. Marshall, 1-17-55
 48 - Dan Potopsky (Kent) vs. Marshall, 1-29-56
 48 - Chris Williams (BSU) vs. UA, 1-4-03
 47 - Steve Mix (UT), vs. Butler, 2-25-69
 47 - Paul Dawkins (NIU) vs. WMU, 2-28-79
 47 - Howard Komives (BGSU) vs. DePaul, 3-5-64
 46 - George Stone (MAR) vs. Nebraska, 1967
 46 - Jim Darrow (BGSU) vs. Hillsdale, 1959
 46 - Gene Ford (WMU) vs. Loyola, 2-4-69
 46 - Matt Hicks (NIU) vs. Wis.-Green Bay, 12-3-75
 46 - Melvin McLaughlin (CMU) vs. BGSU, 3-2-83
 46 - Gary Trent (OU) vs. BGSU, 2-19-94
 45 - Manny Newsome (WMU) vs. Mich. St., 1964
 45 - Manny Newsome (WMU) vs. Toledo, 1964
 45 - Fred Moore (OU) vs. Marietta, 3-1-57
 45 - Howard Komives (BGSU) vs. Marshall, 3-7-64
 45 - Ron Harper (MIA) vs. Ball State, 3-8-85
 45 - Tommie Johnson (CMU) vs. Ohio St., 1-2-88
 45 - Derrick Dial (EMU) vs. Marshall, 1-5-98
 45 - Earl Boykins (EMU) vs. WMU, 2-21-98

MOST POINTS IN A GAME (FRESHMAN)

44 - Jimmal Ball (UA) v. Xavier, 12-21-96

MOST POINTS IN A SEASON

874 - Dave Jamerson (OU), 1989-90
 844 - Howard Komives (BGSU), 1963-64
 837 - Gary Trent (OU), 1993-94
 775 - Wally Szczerbiak (MIA), 1998-99
 772 - Ron Harper (MIA), 1984-85
 767 - Antonio Daniels (BGSU), 1996-97
 762 - Dan Palombizio (BSU), 1984-85
 759 - Dan Majerle (CMU), 1987-88
 757 - Ron Harper (MIA), 1985-86
 755 - Keith McLeod (BGSU), 2001-02
 746 - Earl Boykins (EMU), 1997-98
 736 - Chris Williams (BSU), 2002-03
 712 - Bonzi Wells (BSU), 1995-96
 705 - Jim Darrow (BGSU), 1959-60
 704 - Leo Byrd (MAR), 1958-59
 695 - Paul Dawkins (NIU), 1978-79
 694 - Chris Kaman (CMU), 2002-03
 689 - Grant Long (EMU), 1987-88
 687 - Theron Smith (BSU), 2001-02
 684 - George Stone (MAR), 1966-67
 682 - Matt Hicks (NIU), 1976-77
 672 - Wayne Embry (MIA), 1957-58
 662 - Bonzi Wells (BSU), 1997-98

659 - Marcus Kennedy (EMU), 1990-91
 659 - Harvey Knuckles (UT), 1980-81
 657 - Walter Lockett (OU), 1974-75
 653 - Manny Newsome (WMU), 1963-64
 651 - Melvin McLaughlin (CMU), 1982-83
 645 - Paul Graham (OU), 1988-89

MOST POINTS IN A SEASON (FRESHMAN)

544 - Kenny Battle (NIU), 1984-85
 514 - Gary Trent (OU), 1992-93
 474 - Bonzi Wells (BSU), 1994-95
 471 - Dirk Dunbar (CMU), 1972-73
 463 - Ray McCallum (BSU), 1979-80
 454 - Mike Manciel (CMU), 1998-99

MOST POINTS IN A SEASON (SOPH.)

837 - Gary Trent (OU), 1993-94
 712 - Bonzi Wells (BSU), 1995-96
 617 - Walter Lockett (OU), 1973-74
 597 - Tamar Slay (MAR), 1999-2000
 582 - Ricky Cottrill (EMU), 2001-02
 578 - Manny Newsome (WMU), 1961-62
 578 - Allen Rayborn (NIU), 1979-80
 578 - Dan Majerle (CMU), 1985-86

MOST POINTS IN A SEASON (JUNIOR)

772 - Ron Harper (MIA), 1984-85
 762 - Dan Palombizio (BSU), 1984-85
 757 - Gary Trent (OH), 1994-95
 687 - Theron Smith (BSU), 2001-02
 684 - George Stone (MAR), 1966-67
 657 - Walter Lockett (OH), 1974-75
 625 - Matt Hicks (NIU), 1975-76
 637 - Bonzi Wells (BSU), 1996-97

MOST POINTS IN A SEASON (SENIOR)

874 - Dave Jamerson (OH), 1989-90
 844 - Howard Komives (BGSU), 1963-64
 775 - Wally Szczerbiak (MIA), 1998-99
 767 - Antonio Daniels (BG), 1996-97
 759 - Dan Majerle (CMU), 1987-88
 757 - Ron Harper (MIA), 1985-86
 755 - Keith McLeod (BGSU), 2001-02
 736 - Chris Williams (BSU), 2002-03
 705 - Jim Darrow (BGSU), 1959-60

MOST POINTS IN A CAREER

2,485 - Bonzi Wells (BSU), 1995-98
 2,377 - Ron Harper (MIA), 1983-86
 2,336 - Dave Jamerson (OH), 1986-90
 2,211 - Earl Boykins (EMU), 1995-98
 2,170 - Paul Graham (OH), 1985-89
 2,109 - Ray McCallum (BSU), 1980-83
 2,108 - Gary Trent (OH), 1992-95
 2,071 - Melvin McLaughlin (CMU), 1980-83
 2,055 - Dan Majerle (CMU), 1984-88
 2,016 - Ken Epperson (UT), 1981-85
 2,012 - Brandon Hunter (OU), 1999-03
 1,964 - Craig Thames (UT), 1992-96
 1,938 - Anthony Stacey (BGSU), 1996-2000
 1,895 - Keith McLeod (BGSU), 1998-02
 1,891 - Derrick Dial (EMU), 1995-98

1,848 - Allen Rayhorn (NIU), 1979-82
 1,847 - Wall Szczerbiak (MIA), 1995-99
 1,834 - Howard Komives (BGSU), 1962-64
 1,828 - Devin Davis (MIA), 1994-97
 1,820 - Trevor Huffman (KSU), 1998-02
 1,804 - Keith Triplett (UT), 2001-05
 1,803 - J.R. Van Hoose (MAR), 1998-02
 1,792 - Tamar Slay (MAR), 1998-02
 1,789 - Antonio Daniels (BG), 1994-97
 1,786 - Manny Newsome (WMU), 1962-64
 1,749 - Paul Dawkins (NIU), 1976-79
 1,743 - Booker James (WMU), 1984-87



Ohio's Dave Jamerson holds the record for most points in a game (60) and most points in a season (874).

1,741 - Steve Skaggs (OH), 1976-79
 1,740 - Jim Darrow (BGSU), 1958-60
 1,729 - Derrick Wesley (BSU), 1985-88
 1,723 - George Stone (MAR), 1965-68
 1,710 - Burrell McGhee (Kent), 1976-79
 1,705 - Greg Stempin (UT), 1997-01
 1,695 - Leo Byrd (MAR), 1956-59
 1,688 - Saddi Washington (WMU), 1994-98
 1,679 - Eric Newsome (MIA), 1984-88
 1,676 - Steve Mix (UT), 1966-69
 1,644 - Damon Frierson (MIA), 1995-99
 1,625 - Walter Lockett (OH), 1973-75
 1,577 - Walt Piatkowski (BGSU), 1966-68
 1,569 - Grant Long (EMU), 1985-88
 1,551 - Charlie Slack (MAR), 1952-55

BEST SCORING AVERAGE

Season: 36.7 - Howard Komives (BGSU), 1963-64
 Career: 26.2 - Manny Newsome (WMU), 1962-64

MAC INDIVIDUAL RECORDS

FIELD GOALS

MOST FIELD GOALS ATTEMPTED

Game: 41 - Howard Komives (BGSU) vs. Niagara, 1964
 Season: 672 - Howard Komives (BGSU), 1963-64
 Career: 1,814 - Ron Harper (MIA), 1983-86

FG ATTEMPTS GAME

- 41 - Howard Komives (BGSU) vs. Niagra, 1964
- 40 - Doug Grayson (KSU) vs. Akron, 3-1-69
- 39 - George Stone (MAR) vs. Toledo, 2-10-68
- 37 - Fred Moore (OU) vs. Marietta, 3-1-57
- 36 - Fred Foster (MIA) vs. E. Kentucky, 2-28-68
- 36 - Manny Newsome (WMU) vs. Mich. St., 1963
- 35 - Melvin McLaughlin (CMU) vs. KSU, 2-12-83
- 35 - LeVern Benson (MIA) vs. Dayton, 12-12-61
- 35 - Bob Diment (WMU) vs. BGSU, 1955
- 35 - Ron Jackson (WMU) vs. KSU, 1953
- 34 - Dave Jamerson (OU) vs. Wash. St., 12-29-89
- 34 - Ray Wolford (UT) vs. Detroit, 1963-64
- 34 - Vern Lawson (MIA) vs. MAR, 1-9-60
- 34 - Wayne Embry (MIA) vs. WMU, 1-11-58
- 33 - Wally Szczerbiak (MIA) vs. Washington (at New Orleans) 3-2-99
- 33 - Earnest Pettis (WMU) vs. Detroit, 1972
- 33 - Ellis Hull (WMU) vs. Tennessee Tech, 12-27-69
- 33 - Manny Newsome (WMU) vs. UT, 2-12-64

MOST FIELD GOALS MADE

Game: 22 - Jim Darrow (BGSU) vs. Hillsdale, 12-1-59
 22 - Jim Darrow (BGSU) vs. Marshall, 2-27-60
 Season: 312 - Ron Harper (MIA), 1984-85
 Career: 969 - Ron Harper (MIA), 1983-86

FG MADE GAME

- 22 - Jim Darrow (BGSU) vs. MAR, 2-27-60
- 22 - Jim Darrow (BGSU) vs. Hillsdale, 12-1-59
- 21 - Dave Jamerson (OU) vs. Charleston 12-21-89
- 21 - Melvin McLaughlin (CMU) vs. BGSU 3-2-83
- 21 - Steve Mix (UT) vs. Butler, 1968-69
- 21 - Manny Newsome (WMU) vs. UT, 2-12-64
- 20 - Dave Jamerson (OU) vs. KSU, 2-24-90
- 20 - Dan Potopsky (KSU) vs. WMU, 2-5-1955
- 19 - Ron Harper (MIA) vs. UT, 2-5-86
- 19 - Donald Petties (WMU) vs. BGSU, 1985
- 19 - Larry Bullington (BSU) vs. Cleveland State, 1-19-74
- 19 - Gerald McKee (OU) vs. Northwestern, 12-19-68
- 19 - Manny Newsome (WMU) vs. Loyola, 1964
- 18 - Wally Szczerbiak (MIA) vs. Washington (at New Orleans), 3-2-99
- 18 - Eillis Hull (WMU) vs. Tenn. Tech, 19 70
- 18 - Gene Ford (WMU) vs. Loyola, 1969
- 18 - Charlie Coles (MIA) at Miami (FL), 2-2-65

MOST CONSECUTIVE FG MADE

16 - Doug Grayson (Kent) vs. N. Carolina, 12-6-67

BEST FIELD GOAL PERCENTAGE

Game: 1.000 - Leon Rodgers (NIU), 13-13 vs. Rockford, 12-6-00
 1.000 - Jeff Tropf (CMU), 12-12 vs. NIU, 1-4-78
 1.000 - John Whorton (KSU), 12-12 vs. UA, 2-28-98
 1.000 - Gerritt Brigitha (CMU), 12-12 vs. Tri-State, 12-30-03
 Season: .693 - Mike Williams (MIA), 1991-92
 Career: .652 - Mike Williams (MIA), 1990-92

3-POINT FIELD GOALS

MOST 3-POINT FIELD GOALS ATTEMPTED

Game: 23 - Ronald Blackshear (MAR) vs. UA, 3-1-02
 19 - Tamar Slay (MAR) vs. WVU, 1-18-00
 19 - Dave Jamerson (OU) vs. KSU, 2-24-90
 Season: 303 - Dave Jamerson (OU), 1989-90
 Career: 661 - Landon Hackim (MIA), 1993-96

3 PT FG ATTEMPTS

- 23 - Ronald Blackshear (MAR) vs. Akron, 3-1-02
- 19 - Tamar Slay (MAR) vs. WMU, 1-18-00
- 19 - Dave Jamerson (OU) vs. KSU, 2-24-90
- 18 - Dave Jamerson (OU) vs. BGSU, 1-17-90
- 18 - Ronald Blackshear (MAR) vs. OU, 2-1-03
- 17 - Dave Jamerson (OU) vs. Charleston, 12-21-89
- 17 - Chad Kamstra (UT) vs. NIU, 2000
- 16 - Martin Samarco (BGSU) vs. Florida St., 12-17-05
- 16 - Tamar Slay (MAR) vs. Troy State, 11-23-02
- 16 - Jim Peterson (OU) vs. CMU, 2-5-98
- 16 - Dave Jamerson (OU) vs. Fordham, 12-30-89
- 15 - Jason Stewart (MIA) vs. MAR, 2-23-00
- 15 - Rob DeCook (CMU) vs. UT, 2-2-94
- 15 - Mark Alberts (UA) vs. UT, 1993
- 15 - Derrick Traver (UA) vs. Wright State, 12-30-03

MOST 3-POINT FIELD GOALS MADE

Game: 14 - Ronald Blackshear (MAR) vs. UA, 3-1-02
 14 - Dave Jamerson (OU) vs. Charleston, 12-21-89
 Season: 131 - Dave Jamerson (OU), 1989-90
 Career: 277 - Landon Hackim (MIA), 1993-96

3 PT FG MADE

- 14 - Ronald Blackshear (MAR) vs. Akron, 3-1-02
- 14 - Dave Jamerson (OU) vs. Charleston, 12-21-89
- 11 - Dave Jamerson (OU) vs. KSU, 2-24-90
- 10 - Jason Stewart (MIA) vs. MAR, 3-6-00
- 10 - Derrick Tarver (UA) vs. Wright State, 12-30-03
- 9 - Levin Rost (WMU) vs. Buffalo 12-04-04
- 9 - Mike Klinzing (KSU) vs. Air Force, 12-1-90
- 9 - Jim Peterson (OU) vs. CMU, 2-5-98
- 9 - Kent Murphree (UT) vs. Chamindae, 1991
- 9 - Sean Waters (CMU) vs. Wright State, 12-8-90
- 9 - Jay Larranaga (BGSU) vs. UA, 2-8-97
- 9 - Derrick Dial (EMU) vs. MAR, 1-5-98

BEST 3-POINT FIELD GOAL PERCENTAGE

Game: 1.000 - Nick Moore (UT) 7-7 vs. UA, 2-13-02
 1.000 - DeMar Moore (BGSU) 7-7 vs. WMU, 1-3-98
 1.000 - Carlos Medlock (EMU) 6-6 vs. WMU, 2-15-06
 1.000 - Craig Michaelis (MIA) 6-6 vs. Nebraska, 11-27-90
 1.000 - Nick Moore (UT), 6-6 vs. George Mason, 12-2-00
 1.000 - David Falknor (UA) 6-6 vs. NIU, 2-5-01
 Season: .632 - Sean Wightman (WMU), 1991-92
 Career: .519 - Sean Wightman (WMU), 1990-92

FREE THROWS

MOST FREE THROWS ATTEMPTED

Game: 27 - Keith McLeod (BGSU) vs. Ole Miss, 11-15-01
 25 - Walt Walowac (MAR) vs. OU, 12-15-53
 25 - John Ayling (UT) vs. BGSU, 2-3-65
 25 - Ron Lewis (BGSU) vs. BSU, 3-10-03
 25 - Fred Foster (MIA) vs. BSU, 12-2-67
 Season: 303 - Howard Komives (BGSU), '63-64
 Career: 748 - Devin Davis (MIA), 1994-97

FT ATTEMPTS

- 27 - Keith McLeod (BGSU) vs. Mississippi, 11-15-01
- 25 - Ron Lewis (BGSU) vs. BSU, 3-10-03
- 25 - Fred Foster (MIA) vs. BSU, 12-2-67
- 25 - John Ayling (UT) vs. BGSU, 1965
- 25 - Walt Walowac (MAR) vs. OU, 12-15-53
- 24 - John Bowler (EMU) vs. UT, 2-22-06
- 24 - Jim Ray (UT) vs. OU, 1956
- 23 - Rich Rightnowar (UT) vs. KSU, 1992
- 22 - Jim Gorsline (KSU) vs. UT 1-6-57
- 22 - Mitch Adamek (UT) vs. Ball State, 1983
- 22 - Howard Komives (BGSU) vs. MAR, 3-7-64
- 21 - Dan Potopsky (KSU) vs. UA, 2-13-54
- 21 - Devin Davis (MIA) vs. KSU, 3-2-96
- 21 - Devin Davis (MIA) vs. EMU, 2-21-96
- 21 - Gerritt Brigitha (CMU) vs. UT, 3-3-04
- 20 - Jim Betts (OU) vs. MIA, 1-31-55
- 20 - Burt Spice (UT) vs. KSU, 1954
- 20 - Juby Johnson (MIA) vs. BSU, 3-11-04

MOST FREE THROWS MADE

Game: 22 - Jim Ray (UT) vs. OU, 2-27-56
 22 - Rick Rightnowar (UT) vs. Kent, 2-1-92
 22 - Ron Lewis (BGSU) vs. BSU, 3-10-03
 Season: 260 - Howard Komives (BGSU), 1963-64
 Career: 568 - Allen Rayhorn (NIU), 1979-82

FT MADE

- 22 - Ron Lewis (BGSU) vs. BSU, 3-10-03
- 22 - Rich Rightnowar (UT) vs. Kent State, 1992
- 22 - Jim Ray (UT) vs. OU, 1956
- 21 - Howard Komives (BGSU) vs. MAR, 3-7-64
- 19 - Fred Foster (MIA) vs. BSU, 12-2-67
- 19 - Geno Ford (OU) vs. EMU, 2-12-97
- 19 - Dan Palombizio (BSU) vs. WMU, 1-23-85
- 18 - Dave Anderson (WMU) vs. MAR, 1965
- 18 - Ron Lewis (BGSU) vs. EMU, 3-6-04
- 17 - John Bowler (EMU) vs. UT, 2-22-06
- 17 - Rashon Brown (UA) vs. Mt. Union, 12-22-01
- 17 - Anthony Taylor (MIA) vs. Wright State, 12-18-99
- 17 - Ric Blevins (KSU) vs. Wright State, 2-7-90
- 17 - Jim Gorsline (KSU) vs. UT, 1-6-57
- 17 - Dick Garrison (OU) vs. Marietta, 3-3-55
- 17 - Harold Stacy (WMU) vs. BGSU, 1955

MOST CONSECUTIVE FT MADE

50 - Howard Komives (BGSU), 1962-63

BEST FREE THROW PERCENTAGE

Game: 1.000 - Geno Ford (OH), 19-19 vs. EMU, 2-2-97
 1.000 - Ron Lewis (BGSU), 18-18 vs. EMU, 3-6-04
 Season: .923 - Tim Selgo (UT), 48-52, 1978-79
 Career: .872 - Ric Blevins (Kent), 245-281, 1988-90

MAC INDIVIDUAL RECORDS

REBOUNDING

BEST REBOUNDING AVERAGE

Season: 26.6 - Charlie Slack (MAR), 1954-55

NCAA RECORD

Career: 21.8 - Charlie Slack (MAR), 1952-56

MOST REBOUNDS IN A GAME

43 - Charlie Slack (MAR) vs. Charleston, 1-12-54
34 - Charlie Slack (MAR) vs. MIA, 1-6-54
34 - Wayne Embry (MIA) vs. E. Kentucky, 2-14-57
34 - Wayne Embry (MIA) vs. KSU, 2-16-57
34 - Dave Scott (OU) vs. Marietta, 3-2-59
33 - Charlie Slack (MAR) vs. KSU, 1-18-55
32 - Charlie Slack (MAR) vs. BGSU, 2-19-55
32 - Charlie Slack (MAR) vs. Morris Harvey, 2-24-56
31 - Leroy Thompson (KSU) vs. Case Western, 12-12-48
31 - Fred Klaisner (KSU) vs. Western Reserve, 1948
31 - Charlie Slack (MAR) vs. WMU, 1-8-55
31 - Charlie Slack (MAR) vs. OU, 2-8-55
31 - Nate Thurmond (BGSU) vs. Miss. St., 3-9-63
31 - Al Dixon (BGSU) vs. NIU, 1-20-66
30 - Charlie Slack (MAR) vs. Carnegie Tech, 12-30-54
30 - Charlie Slack (MAR) vs. UT, 2-12-55
30 - Charlie Slack (MAR) vs. Boston College, 12-29-55
30 - Brad Robinson (KSU) vs. CMU, 2-9-74
29 - Charlie Slack (MAR) vs. WMU, 1-7-56
29 - Charlie Slack (MAR) vs. WV Wesleyan, 2-7-56
28 - Charlie Slack (MAR) vs. OU, 12-14-54
28 - Charlie Slack (MAR) vs. Xavier, 1-11-55
28 - Dale Hyatt (KSU) vs. Baldwin-Wallace, 12-13-57
28 - Dave Scott (OU) vs. Marietta, 12-4-57
28 - Bob Allen (MAR) vs. Virginia, 1967
27 - Charlie Slack (MAR) vs. Morehead State 2-2-56
27 - Ned Miklovic (UT) vs. OU, 1958
27 - Wayne Embry (MIA) vs. Heidelberg, 12-9-57
27 - Kareem Carpenter (EMU), vs. WMU, 2-8-95
26 - Charlie Slack (MAR) vs. Washington & Lee, 1-2-55
26 - Charlie Slack (MAR) vs. Miami 2-22-55
26 - Wayne Embry (MIA) vs. MAR, 2-6-58
26 - Wayne Embry (MIA) vs. Xavier, 3-1-58
26 - Howard Joliff (OU) vs. Georgia Tech, 3-11-60
26 - Ken Fowlkes (OU) vs. Brown, 12-30-65
26 - Bob Aston (UT) vs. KSU, 1966
26 - Reggie Lacefield (WMU) vs. Illinois St., 1967
26 - Dan Roundfield (CMU) vs. N. Michigan, 2-5-74
26 - Kareem Carpenter (EMU) vs. CMU, 1-14-95
26 - Brandon Hunter (OU) vs. UA, 1-8-03
25 - Dave Scott (OU) vs. KSU, 1-18-57
25 - Bob Allen (MAR) vs. Old Dominion, 2-27-68
25 - Doug Hess (UT) vs. Loyola (Ill.), 1970-71
25 - Frank Ayres (WMU) vs. Loyola (Ill.), 1973
25 - Dan Roundfield (CMU) vs. BGSU, 2-13-74

MOST REBOUNDS IN A SEASON

538 - Charlie Slack (MAR), 1954-55
520 - Charlie Slack (MAR), 1955-56
488 - Wayne Embry (MIA), 1957-58
468 - Howard Joliff (OU), 1959-60
466 - Charlie Slack (MAR), 1953-54
452 - Nate Thurmond (BGSU), 1962-63
449 - Nate Thurmond (BGSU), 1960-61
431 - Wayne Embry (MIA), 1956-57
423 - Brad Robinson (KSU), 1973-74
396 - Cornelius Cash (BGSU), 1972-73
394 - Nate Thurmond (BGSU), 1961-62
388 - Bob Burgess (MAR), 1966-67
387 - Shaun Stonerook (OU), 1999-2000
381 - Theron Smith (BSU), 2000-02
378 - Brandon Hunter (OU) 2002-03
377 - Gary Trent (OU), 1993-94
373 - Chris Kaman (CMU) 2002-03
371 - Doug Hess (UT), 1969-70
362 - Ron Harper (MIA), 1985-86
357 - Dan Roundfield (CMU), 1973-74
356 - Bob Burgess (MAR), 1959-60
350 - Matt Hicks (NIU), 1976-77
350 - Cornelius Cash (BGSU), 1974-75

MOST REBOUNDS IN A CAREER

1,524 - Charlie Slack (MAR), 1953-56
1,295 - Nate Thurmond (BGSU), 1961-63
1,119 - Ron Harper (MIA), 1983-86
1,117 - Wayne Embry (MIA), 1956-58
1,103 - Brandon Hunter (OU) 1999-03
1,088 - J.R. VanHoose (MAR), 1998-2002
1,077 - Allen Rayhorn (NIU), 1978-82
1,068 - Cornelius Cash (BGSU), 1973-75
1,050 - Gary Trent (OU), 1992-95
1,031 - Dan Roundfield (CMU), 1972-75
1,027 - Devin Davis (MIA), 1994-97
1,012 - Trent Grooms (KSU), 1976-80
1,008 - Paul Griffin (WMU), 1973-76
1,000 - Randy Boarden (BSU), 1975-79
994 - Dick Walls (MIA), 1950-53
960 - Ken Epperson (UT), 1981-85
957 - John Deveraux (OU), 1981-84
947 - Tom Cutter (WMU), 1974-77
919 - Bob Allen (MAR), 1965-68
904 - Dave Scott (OU), 1957-59
892 - Doug Hess (UT), 1968-71
885 - Steve Payne (BSU), 1992-95
885 - Dick Miller (UT), 1976-80
884 - John Schroder (OU), 1965-67
882 - Theron Smith (BSU), 2000-02
872 - Steve Mix (UT), 1966-69
871 - Colin Irish (BGSU), 1980-84
871 - Casey Shaw (UT), 1994-98
863 - Grant Long (EMU), 1985-88

ASSISTS

MOST ASSISTS IN A GAME

17 - Todd Dietrich (WMU) vs. EMU, 1-10-79
17 - Eddie Schilling (MIA) vs. KSU, 2-4-87
16 - Dennis Whitaker (OU) vs. WMU, 2-20-88
16 - Derrick Richmond (CMU) vs. Youngstown, 12-15-88
15 - Joe McKeown (KSU) vs. BGSU, 3-1-78
15 - Dave Greer (BGSU) vs. MAR, 12-30-80
15 - Eddie Schilling (MIA) vs. EMU., 1-28-87
15 - Jamie Matthews (BSU) vs. CMU, 2-13-93
15 - Earl Boykins (EMU) vs. UT, 2-28-98
15 - Cornelius Jackson (MAR) vs. CMU, 12-30-99


MOST ASSISTS IN A SEASON

242 - David Greer (BGSU), 1981-82
218 - Cornelius Jackson (MAR), 1999-2000
217 - David Greer (BGSU), 1982-83
216 - Antonio Daniels (BGSU), 1996-97
214 - Eddie Schilling (MIA), 1984-85
210 - Bill Walker (UT), 1950-51
209 - Brandon Pardon (BGSU) 2000-02
207 - Jamie Matthews (BSU), 1992-93
204 - Brandon Pardon (BGSU), 2000-01
203 - Eddie Schilling (MIA), 1986-87
199 - Keith Wade (UT), 1990-91
199 - Dennis Whitaker (OU), 1987-88
196 - Dave Grauzer (CMU), 1977-78
196 - Tim Reiser (UT), 1980-81
196 - Tim Reiser (UT), 1981-82
190 - Paul Baron (OU), 1984-85
189 - David Greer (BGSU), 1980-81

MOST ASSISTS IN A CAREER

768 - David Greer (BGSU), 1980-83
762 - Tim Reiser (UT), 1980-84
651 - Dennis Whitaker (OU), 1987-90
629 - Eddie Schilling (MIA), 1985-88
624 - Earl Boykins (EMU), 1994-98
594 - Ed Norvell (KSU), 1995-99
579 - Paul Baron (OU), 1983-86
573 - Jim Hahn (BSU), 1976-79
563 - Antonio Daniels (BG), 1995-97
560 - Keith Wade (UT), 1987-91
529 - Brandon Pardon (BGSU) 2000-02
525 - Jay Lehman (UT), 1979-83
520 - Trevor Huffman (KSU) 1998-02
518 - Cornelius Jackson (MAR), 1998-01
503 - Anthony Grier (KSU), 1982-85
481 - Chris Shelton (BSU), 1983-86
456 - Derrick Richmond (CMU), 1986-89
449 - Dave Grauzer (CMU), 1977-79
435 - Sonny Newman (CMU), 1978-81
430 - Mike Spicer (BSU), 1989-92
428 - Stan Joplin (UT), 1975-79

MAC INDIVIDUAL RECORDS



Ball State's Bonzi Wells holds the MAC record for most steals in a game (10), season (103) and is the all-time leader with 347 in his career.

STEALS

MOST STEALS IN A GAME

- 10 - Bonzi Wells (BSU) vs. OU, 1-3-96
- 9 - Lorenzo Neely (EMU) vs. MIA, 1-4-89
- 9 - Bonzi Wells (BSU) vs. UA, 1-3-98
- 9 - Bonzi Wells (BSU) vs. EMU 2-11-98
- 9 - Jimmel Ball (UA) vs. EMU, 1-19-00
- 9 - Steve Esterkamp (OU) vs. MAR, 2-2-02
- 9 - Michael Ross (EMU) vs. Concordia 11-25-03
- 8 - Dave Terk (OU) vs. UMass, 11-28-75
- 8 - Joe Faine (BG) vs. CMU, 1-17-81
- 8 - Mike Klinzing (KSU) vs. BG, 1-16-91
- 8 - Anthony Jones (OU) vs. Houston, 12-3-99
- 8 - Duane Clemens (BSU) vs. UCLA, 3-16-00
- 8 - Trent Jackson (BG) vs. Wilmington, 12-21-00

MOST STEALS IN A SEASON

- 103 - Bonzi Wells (BSU), 1997-98
- 101 - Ron Harper (MIA), 1985-86
- 87 - Bonzi Wells (BSU), 1995-96
- 84 - Bonzi Wells (BSU), 1994-95
- 83 - Robby Collum (WMU), 2002-03
- 82 - DeMar Moore (BG), 1996-97
- 82 - Ron Harper (MIA), 1984-85
- 82 - Craig Thames (UT), 1995-96
- 79 - Keith Triplett (UT), 2003-04
- 78 - Lorenzo Neely (EMU), 1988-89
- 76 - Reggie Adams (KSU), 1986-87
- 75 - Keith Triplett (UT), 2004-05
- 75 - Duane Clemens (BSU), 1999-00
- 73 - Bonzi Wells (BSU), 1996-97
- 73 - Antonio Daniels (BG), 1996-97

- 72 - Sonny Troutman (OHIO), 2004-05
- 72 - Jimmel Ball (UA), 1999-00
- 72 - Robby Collum (WMU), 2001-02
- 72 - DeAndre Haynes (KSU), 2003-04
- 71 - Lorenzo Neely (EMU), 1987-88
- 67 - Robert Kitchen (KSU), 1979-80
- 64 - Reggie Adams (KSU), 1987-88
- 64 - Nate Craig (OU), 1990-91
- 64 - Jimmel Ball (UA), 1997-98

MOST STEALS IN A CAREER

- 347 - Bonzi Wells (BSU), 1994-98
- 287 - Ron Harper (MIA), 1983-86
- 278 - Keith Triplett (UT), 2001-04
- 249 - Duane Clemens (BSU), 1996-00
- 245 - Lorenzo Neely (EMU), 1987-91
- 242 - Jimmel Ball (UA), 1997-00
- 226 - Anthony Stacey (BG), 1995-00
- 207 - Craig Thames (UT), 1992-96
- 201 - David Jenkins (BG), 1991-94
- 199 - Robby Collum (WMU), 2001-03
- 198 - Louis Campbell (UB), 1998-02
- 197 - Reggie Adams (KSU), 1985-89
- 197 - Dennis Whitaker (OU), 1986-90
- 196 - Melvin McLaughlin (CMU), 1980-83
- 196 - Paul Graham (OU), 1985-90
- 193 - DeMar Moore (BG), 1996-99
- 185 - Booker James (WMU), 1984-87
- 184 - Ed Norvell (KSU), 1995-99
- 181 - Robert Kizer (UT), 1995-99
- 177 - Keith Wade (UT), 1987-91
- 177 - Harold Walton (KSU), 1988-92

BLOCKED SHOTS

MOST BLOCKED SHOTS IN A GAME

- 11 - Charles Smith (BSU) vs. CMU, 1-7-87
- 9 - Jason Terry (OU) vs. Robert Morris, 12-11-93
- 9 - Jason Terry (OU) vs. UT, 2-15-95
- 9 - Jason Terry (OU) vs. KSU, 2-7-96
- 9 - Latece Williams (MAR) vs. Charleston, 11-12-00
- 8 - Dan Roundfield (CMU) vs. BG, 3-8-75
- 8 - Dan Roundfield (CMU) vs. Kentucky, 3-20-75
- 8 - Barry Sonnenberg (UT) vs. WMU, 3-2-85
- 8 - Theron Wilson (EMU) vs. UT, 1-3-96
- 8 - Chris Kaman (CMU) vs. UT, 1-22-03
- 7 - Charles Bass (BSU) vs. Wright State, 11-26-05
- 7 - Allen Pinson (UT) vs. Duke, 12-12-04
- 7 - Scott Vandermeer (BGSU) vs. OHIO, 2-07-05
- 7 - Skip Howard (BG) vs. UT, 1-31-73
- 7 - Ron Harper (MIA) vs. BG, 2-5-85
- 7 - Matt Van Abbema (WMU) vs. UT, 1993
- 7 - Ben Handlogten (WMU) vs. Purdue, 1995
- 7 - Kevin Beard (MIA) vs. UT, 1-10-96
- 7 - Marcus Smallwood (NIU) vs. MIA, 1-22-02
- 6 - LaVar Carter (MAR) vs. EMU, 11-30-04
- 6 - Bruce Weinkein (UA) vs. WMU, 1-2-00
- 6 - Tony Banks (KSU) vs. Wright State, 2-7-90
- 6 - John Edwards (KSU) vs. UB, 2-18-03

- 6 - James Hughes (NIU) vs. Eastern Illinois, 11-22-03
- 6 - John Edwards (KSU) vs. UB, 2-11-04

MOST BLOCKED SHOTS IN A SEASON

- 105 - Patrick Flomo (OU) 2000-01
- 99 - John Devereaux (OU) 1982-83
- 98 - Chris Kaman (CMU) 2002-03
- 96 - Ben Poquette (CMU) 1976-77
- 96 - Theron Wilson (EMU) 1992-93
- 89 - Jason Terry (OU) 1995-96
- 89 - Lonnie Jones (BSU) 2001-02
- 86 - Charles Smith (BSU) 1986-87
- 85 - Jason Terry (OU) 1993-94
- 83 - Dan Roundfield (CMU) 1974-75
- 84 - Lonnie Jones (BSU), 1999-00
- 81 - John Edwards (KSU), 2003-04
- 80 - Theron Wilson (EMU), 1994-95
- 76 - Lonnie Jones (BSU), 2000-01
- 71 - Ron Harper (MIA), 1985-86
- 63 - Mike McKie (UB), 1999-00
- 60 - J.C. Harris (UT), 1991-92
- 59 - Cornelius Cash (BG), 1973-74
- 56 - Matt Van Abbema, (WMU) 1993-94
- 53 - James Hughes (NIU), 2004-05
- 53 - James Hughes (NIU), 2003-04

MOST BLOCKED SHOTS IN A CAREER

- 301 - Lonnie Jones (BSU) 1998-02
- 262 - Jason Terry (OU) 1992-96
- 260 - John Devereaux (OU) 1980-84
- 257 - Theron Wilson (EMU) 1992-96
- 234 - Ben Poquette (CMU) 1974-77
- 222 - Patrick Flomo (OU) 1998-2002
- 182 - Chris Kaman (CMU) 2001-03
- 179 - John Edwards (KSU) 2000-04
- 175 - Dan Roundfield (CMU) 1972-75
- 173 - Ron Harper (MIA) 1983-86
- 147 - Matt Van Abbema (WMU) 1992-95
- 144 - Jim Paul (MIA) 1983-86
- 137 - Mike Seberger (WMU) 1979-82
- 131 - Randy Boarden (BSU) 1975-79
- 120 - Brian Nolan (EMU) 1986-90
- 117 - Tom Hall (BG) 1989-92
- 116 - Ed Colbert (BG) 1988-91
- 109 - Bruce Weinken (UA) 1998-02
- 109 - Kevin Beard (MIA) 1993-96
- 107 - Casey Shaw (UT) 1994-98
- 107 - George Phillips (UA) 1996-00
- 107 - John Whorton (KSU) 1996-00

MAC COACHING RECORDS

TOP MAC COACHES BY PERCENTAGE

(MAC GAMES ONLY, MINIMUM 5 YEARS)

Coach, School, Years	Record	Pct.
1. Bill Rohr, Miami 1952-57	56-18	.757
2. Richard Shrider, Miami 1958-66	76-32	.704
3. Danny Nee, Ohio 1981-86	72-34	.679
4. Darrell Hedric, Miami 1971-84	128-76	.627
5. Bob Nichols, Toledo 1966-87	194-122	.614
t-6. Ray McCallum, Ball State, 1994-00	77-49	.611
t-6. Gary Waters, Kent State, 1997-01	55-35	.611
8. Jim Snyder, Ohio 1950-74	176-113	.608
9. Charlie Coles, CMU, 1986-91, Miami, 1996-pr.	165-113	.594
10. Larry Hunter, Ohio 1990-01	123-87	.586
11. Ben Braun, Eastern Michigan 1986-96	103-79	.566
12. Stan Joplin, Toledo 1997-pr.	101-79	.561
13. Harold Anderson, Bowling Green 1954-63	68-55	.553
14. Dan Dakich, Bowling Green 1998-pr.	86-76	.530
15. Tim Buckley, Ball State, 2000-05	57-51	.527

(ALL GAMES, MINIMUM 5 YEARS)

Coach, School, Years	Record	Pct.
1. Jerry Bush, Toledo, 1947-54	129-59	.686
2. William Rohr, Miami, 1952-57	91-47	.659
3. Bob Nichols, Toledo, 1966-87	375-213	.638
4. Ray McCallum, BSU, 1994-99	126-76	.624
5. Danny Nee, Ohio, 1981-86	107-67	.615
6. Gary Waters, Kent State, 1996-01	92-60	.605
7. James Snyder, Ohio, 1949-74	355-245	.592
8. Stan Joplin, Toledo, 1997-pr.	173-123	.584
9. Larry Hunter, Ohio, 1990-01	204-148	.580
10. Darrell Hedric, Miami, 1971-84	216-157	.579
11. Ben Braun, EMU, 1986-96	174-130	.572
12. Richard Shrider, Miami, 1958-66	126-96	.568
13. Eldon Miller, WMU, 1971-76	86-68	.558
14. Charlie Coles, CMU, 1986-91, Miami, 1996-pr.	267-210	.560
15. Steve Yoder, BSU, 1977-82	77-62	.554
T-16. Dan Dakich, Bowling Green 1998-pr.	143-122	.540
T-16. Tim O'Shea, Ohio, 2001-pr.	81-69	.540

TOP MAC COACHES BY WINS

(MAC GAMES ONLY)

Coach, School, Years	Record
1. Bob Nichols, Toledo 1966-87	194-122
2. Jim Snyder, Ohio 1950-74	176-113
3. Charlie Coles, CMU 1986-91, Miami 1996-pr.	165-113
4. Darrell Hedric, Miami 1971-84	128-76
5. Larry Hunter, Ohio 1990-01	123-87
6. Jim Larranagga, Bowling Green 1987-97	102-94
7. Stan Joplin, Toledo 1997-pr.	101-79
8. Dick Parfitt, CMU 1973-85	95-107
9. Bob Donewald, WMU 1990-00	92-100
t-10. John McDougal, Northern Illinois 1977-86	89-79
t-10. John Weinert, Bowling Green 1977-86	89-79
12. Dan Dakich, Bowling Green 1998-pr.	86-76
13. Jim McDonald, Kent State 1983-92	85-82
14. Ray McCallum, Ball State 1994-00	77-49
15. Richard Shrider, Miami 1958-66	76-32
16. Danny Nee, Ohio 1981-86	72-34
17. Dan Hipsher, Akron 1996-04	72-90
18. Harold Anderson, Bowling Green 1954-63	68-55
19. Eddie Melvin, Toledo 1955-65	64-70
20. Bill Rohr, Miami 1952-57	56-18
21. Gary Waters, Kent State 1997-01	55-35

ALL GAMES

Coach, School, Years	Record
1. Bob Nichols, Toledo, 1966-87	375-213
2. James Snyder, Ohio, 1949-74	355-245
3. Charlie Coles, CMU, 1986-91, Miami, 1996-pr.	267-210
4. Darrell Hedric, Miami, 1971-84	216-157
5. Larry Hunter, Ohio, 1990-01	204-148
6. Dick Parfitt, CMU, 1972-85	193-179
7. Ben Braun, EMU, 1986-96	174-130
8. Stan Joplin, Toledo, 1997-pr.	173-123
9. Jim Larranagga, Bowling Green, 1987-97	170-144
10. Bob Donewald, WMU, 1990-2000	151-155
11. Jim McDonald, Kent, 1982-92	148-139
12. John Weinert, Bowling Green, 1977-86	146-133
13. Dan Dakich, Bowling Green, 1998-pr.	143-122
14. John McDougal, Northern Illinois, 1977-86	136-141
15. Harold Anderson, Bowling Green, 1953-63	134-107
16. Jerry Bush, Toledo, 1947-54	127-58
t-17. Richard Shrider, Miami, 1958-66	126-96
t-17. Ray McCallum, Ball State, 1994-00	126-76
19. Eddie Melvin, Toledo, 1955-65	125-133

active coaches in bold

1,000 CAREER POINTS/REBOUNDS CLASS

Player, School, Years	Pts.	Rebs.	Total
1. Ron Harper, Miami, 1983-86	2,377	1,119	3,496
2. Gary Trent, Ohio, 1992-95	2,108	1,050	3,158
3. Brandon Hunter, Ohio, 1999-03	2,012	1,103	3,115
4. Charlie Slack, Marshall, 1953-56	1,551	1,524	3,075
5. Allen Rayhorn, NIU, 1979-82	1,848	1,077	2,925
6. J.R. Van Hoose, Marshall, 1998-02	1,803	1,088	2,891
7. Devin Davis, Miami, 1994-97	1,828	1,027	2,855
8. Nate Thurmond, BGSU, 1961-63	1,356	1,524	2,880
9. Wayne Embry, Miami, 1955-58	1,401	1,117	2,518
10. Dan Roundfield, CMU, 1972-75	1,318	1,031	2,349
11. Cornelius Cash, BGSU, 1973-75	1,245	1,068	2,313
12. Randy Boarden, BSU, 1976-79	1,290	1,000	2,290
13. Trent Grooms, Kent, 1977-80	1,268	1,012	2,280
14. Paul Griffin, WMU, 1973-76	1,078	1,008	2,086



UT's Bob Nichols posted an All-time record of 375-213, including a record of 194-122 in conference games. He remains the leader in both categories among MAC coaches.



MAC YEAR-BY-YEAR TEAM RECORDS

MAC Men's Basketball

Team Previews

History & Records

SCORING OFFENSE


Year	School	G	PTS	AVG
2006	Akron	33	2407	72.9
2005	Buffalo	33	2462	74.6
2004	WMU	31	2434	78.5
2003	CMU	32	2553	79.8
2002	Ball State	35	2731	78.0
2001	Marshall	27	2062	76.4
2000	Marshall	30	2442	81.4
1999	Marshall	27	2075	76.9
1998	EMU	30	2394	79.8
1997	BGSU	31	2548	82.2
1996	EMU	31	2594	83.7
1995	Ohio	34	2649	77.9
1994	Ohio	33	2668	80.8
1993	CMU	26	1918	73.8
1992	CMU	28	2060	73.6
1991	Miami	28	2225	79.5
1990	Miami	29	2268	78.2
1989	EMU	29	2252	77.7
1988	EMU	30	2477	82.6
1987	EMU	29	2226	76.8
1986	Miami	31	2381	76.8
1985	Ball State	29	2225	76.7
1984	BGSU	28	2056	73.4
1983	Ball State	26	2150	74.1
1982	Toledo	26	1972	75.8
1981	Toledo	31	2372	76.5
1980	Toledo	29	2261	78.0
1979	NIU	27	2153	79.7
1978	CMU	26	2152	82.8
1977	CMU	28	2188	78.1
1976	Toledo	25	1982	79.3
1975	CMU	28	2373	84.7
1974	Ohio	27	2128	78.8
1973	Ohio	26	2073	79.7
1972	Ohio	26	2053	78.9
1971	Ohio	24	2006	83.6
1970	Ohio	25	2102	84.1
1969	Ohio	26	2167	83.3
1968	Toledo	24	2055	85.6
1967	Toledo	25	2174	86.9
1966	Marshall	24	2023	84.3
1965	Marshall	24	2088	87.0
1964	WMU	24	2028	84.5
1963	WMU	24	1874	78.9
1962	WMU	24	1915	79.8
1961	Miami	24	1843	76.8
1960	Ohio	25	1997	79.9
1959	Marshall	24	1949	81.2
1958	Marshall	24	2029	88.2
1957	Ohio	23	2004	87.1
1956	Marshall	23	2146	93.3
1955	Marshall	22	1921	87.3
1954	BGSU	24	1981	82.5
1953	Miami	23	1916	83.3
1952	Miami	25	1823	72.9
1951	Cincinnati	22	1694	77.0
1950	Cincinnati	26	1864	71.7
1949	Cincinnati	28	1890	67.5
1948	Cincinnati	24	1574	65.6
1947	Butler	22	1309	59.5

SCORING DEFENSE

Year	School	G	PTS	AVG
2006	Miami	29	1743	60.1
2005	Miami	30	1838	61.3
2004	Miami	29	1791	61.8
2003	Miami	28	1643	58.7
2002	Kent State	36	2035	64.0
2001	Miami	33	1928	58.4
2000	Miami	30	1886	62.9
1999	Miami	32	1933	60.4
1998	Toledo	27	1749	64.3
1997	Miami	29	1882	64.9
1996	Miami	29	1854	63.9
1995	Miami	30	1827	60.9
1994	Akron	26	1727	66.4
1993	Miami	31	1775	57.3
1992	Ball State	33	1959	59.4
1991	Kent	28	1831	65.4
1990	Ball State	33	1935	58.6
1989	Ball State	32	1968	61.5
1988	Ball State	28	1870	66.8
1987	CMU	30	1970	65.7
1986	Miami	31	2100	67.7
1985	Ohio	30	1887	62.9
1984	Miami	30	1759	58.6
1983	Ohio	32	1919	60.0
1982	Ohio	27	1746	64.7
1981	NIU	29	1843	63.6
1980	NIU	29	1850	63.8
1979	Toledo	30	1871	62.4
1978	Toledo	27	1809	67.0
1977	Toledo	27	1604	59.4
1976	WMU	28	1898	67.8
1975	Toledo	26	1685	64.8
1974	Toledo	26	1716	66.0
1973	Miami	27	1851	68.6
1972	Toledo	25	1764	70.6
1971	Miami	25	1591	63.6
1970	Miami	24	1497	62.4
1969	Kent	24	1568	65.3
1968	BGSU	25	1723	68.9
1967	Miami	24	1462	60.9
1966	Miami	25	1594	63.8
1965	Miami	24	1600	66.7
1964	Miami	24	1583	66.0
1963	Toledo	24	1455	60.6
1962	BGSU	25	1536	61.4
1961	Toledo	23	1469	63.9
1960	Toledo	24	1395	58.1
1959	Kent	24	1609	67.0
1958	Toledo	23	1509	65.6
1957	Miami	24	1759	73.3
1956	Toledo	22	1740	79.1
1955	Toledo	22	1605	73.0
1954	Toledo	23	1610	70.0
1953	Toledo	23	1488	64.7
1952	Toledo	31	1745	56.3
1951	Cincinnati	22	1298	59.0
1950	Cincinnati	26	1367	52.6
1949	Cincinnati	28	1487	53.1
1948	Butler	21	1031	49.1
1947	Ohio	23	1157	50.3

FIELD GOAL PERCENTAGE

Year	School	FGM-FGA	PCT
2006	NIU	708-1460	.485
2005	BGSU	718-1471	.488
2004	UA	696-1492	.466
2003	CMU	864-1714	.504
2002	BGSU	834-1709	.488
2001	CMU	669-1370	.488
2000	BGSU	777-1578	.492
1999	Ohio	732-1564	.468
1998	Akron	731-1548	.472
1997	EMU	975-1970	.495
1996	Toledo	822-1670	.492
1995	BGSU	721-1427	.505
1994	BGSU	732-1475	.496
1993	Ball State	835-1792	.465
1992	WMU	715-1481	.483
1991	EMU	920-1790	.514
1990	BGSU	851-1721	.494
1989	Kent	788-1581	.498
1988	Ohio	893-1774	.503
1987	CMU	871-1700	.512
1986	NIU	801-1591	.503
1985	CMU	791-1537	.515
1984	Toledo	788-1473	.537
1983	NIU	703-1399	.503
1982	BGSU	850-1675	.507
1981	WMU	849-1686	.504
1980	Toledo	923-1724	.535
1979	BGSU	837-1656	.505
1978	Miami	868-1683	.516
1977	Miami	811-1627	.498
1976	Toledo	811-1585	.512
1975	CMU	999-2041	.489
1974	Miami	835-1790	.467
1973	Toledo	797-1734	.460
1972	WMU	325-676	.450
1971	Miami	657-1444	.455
1970	BGSU	733-1537	.477
1969	BGSU	780-1656	.469
1968	Miami	626-1270	.493
1967	Miami	585-1321	.443
1966	Miami	698-1533	.454
1965	Miami	812-1744	.466
1964	BGSU	751-1622	.463
1963	WMU	736-1651	.449
1962	BGSU	734-1679	.437
1961	Ohio	708-1710	.414
1960	Ohio	795-1851	.429
1959	BGSU	746-1679	.444
1958	BGSU	706-1626	.434
1957	Ohio	757-1781	.428
1956	Kent	642-1563	.410
1955	Marshall	N/A	.432
1954	BGSU	719-1854	.388
1953	Miami	703-1981	.355
1952	Miami	706-2058	.341
1951	WMU	583-1765	.332
1950	Miami	393-1465	.268



MAC YEAR-BY-YEAR TEAM RECORDS

MAC Men's Basketball

Team Previews

History & Records

FREE THROW PERCENTAGE

Year	School	FTM-FTA	PCT
2006	Buffalo	577-768	.751
2005	NIU	374-500	.748
2004	BGSU	548-707	.775
2003	Marshall	468-609	.768
2002	Akron	554-731	.758
2001	BGSU	546-712	.767
2000	Akron	585-767	.763
1999	WMU	435-568	.766
1998	WMU	477-639	.749
1997	WMU	406-559	.726
1996	Toledo	563-755	.746
1995	Kent	375-533	.703
1994	Kent	434-611	.710
1993	Ohio	475-661	.718
1992	Ohio	458-620	.739
1991	EMU	561-772	.727
1990	Kent	512-676	.757
1989	Kent	592-755	.784
1988	Ball State	431-585	.737
1987	Toledo	417-581	.718
1986	Ball State	535-714	.749
1985	Kent	516-696	.741
1984	Toledo	457-609	.750
1983	CMU	331-459	.721
1982	BGSU	453-617	.734
1981	Ball State	459-636	.722
1980	WMU	304-411	.740
1979	CMU	347-466	.745
1978	Miami	358-484	.740
1977	CMU	400-536	.746
1976	CMU	328-425	.772
1975	Miami	374-514	.728
1974	Toledo	350-498	.703
1973	Kent	274-382	.717
1972	BGSU	443-629	.704
1971	Miami	431-588	.733
1970	Toledo	455-657	.692
1969	Miami	454-637	.713
1968	Miami	363-491	.739
1967	Miami	438-602	.728
1966	Kent	450-649	.693
1965	WMU	472-640	.737
1964	BGSU	430-571	.753
1963	Miami	370-518	.714
1962	BGSU	364-507	.718
1961	Miami	437-604	.724
1960	Miami	410-591	.694
1959	Marshall	N/A	.748
1958	BGSU	336-492	.683
1957	WMU	430-607	.708
1956	Ohio	560-819	.684
1955	WMU	541-742	.745
1954	BGSU	543-794	.684
1953	Miami	510-761	.670
1952	Miami	411-627	.652
1951	Miami	267-424	.629
1950	WMU	456-721	.632
1949	WMU	300-510	.588
1948	WMU	310-537	.588

REBOUNDING

Year	School	G	REB	AVG	OPP	MAR
2006	KSU	34	1130	33.2	30.7	+2.5
2005	Miami	30	1084	36.1	29.6	+6.5
2004	WMU	31	1177	38.0	32.1	+5.9
2003	NIU	31	1105	35.6	31.3	+4.4
2002	KSU	36	1322	36.7	31.7	+5.0
2001	BSU	30	1151	38.4	33.0	+5.3
2000	Ohio	33	1280	38.8	33.2	+5.6
1999	Ohio	28	1096	39.1	32.6	+6.5
1998	EMU	30	1123	37.4	36.3	+1.1
1997	Miami	29	1080	37.2	29.9	+7.3
1996	Ohio	30	1206	40.2	33.8	+6.4
1995	Ohio	34	1409	41.4	34.9	+6.5
1994	Ohio	33	1311	39.7	34.1	+5.6
1993	BSU	34	1199	35.5	31.0	+4.3
1992	KSU	28	952	34.0	29.8	+4.2
1991	BGSU	30	1156	38.5	33.7	+4.8
1990	BSU	33	1304	39.5	30.9	+8.6
1989	BSU	32	1183	37.0	31.0	+6.0
1988	Ohio	30	1110	37.0	31.6	+5.4
1987	EMU	29	1047	36.1	32.6	+3.5
1986	Miami	31	1184	38.2	33.9	+4.3
1985	BSU	29	1047	36.1	31.3	+4.8
1984	Ohio	28	990	35.4	31.3	+4.1
1983	Ohio	32	1160	36.3	29.8	+6.5
1982	Miami	27	980	36.3	31.0	+5.3
1981	CMU	27	949	36.6	31.1	+5.5
1980	KSU	27	1047	38.8	33.5	+5.3
1979	NIU	27	1256	46.5	42.4	+2.1
1978	CMU	26	1092	42.0	39.2	+2.8
	NIU	27	1121	41.5	38.7	+2.8
1977	NIU	27	1219	45.1	39.0	+6.1
1976	WMU	28	1176	42.0	34.7	+7.4
1975	WMU	26	1129	43.4	35.9	+7.5
1974	Kent State	26	1322	50.8	42.8	+8.0

(Prior to 1974, rebounds were determined by team average only)

Year	School	G	REB	AVG
1973	Ohio	26	1365	52.5
1972	Ohio	26	1195	46.0
1971	Ohio	24	1128	47.0
1970	Ohio	25	1291	51.6
1969	Ohio	26	1361	52.3
1968	Ohio	23	1096	47.7
1967	Ohio	23	1284	55.8
1966	Ohio	23	1258	54.2
1965	Ohio	26	1478	56.8
1964	Ohio	27	1384	51.4
1963	BGSU	27	1364	50.5
1962	Ohio	23	1110	48.3
1961	WMU	24	1317	54.9
1960	Ohio	25	1467	58.7
1959	Ohio	24	1385	57.7
1958	Miami	27	1319	48.8
1957	Miami	24	1428	59.5
1956	Miami	20	1153	57.7
1955	Miami	23	1277	55.5
1954	Miami	22	1157	52.6
1953	Miami	23	1411	61.3
1952	Miami	25	1397	55.9
1951	Miami	23	1007	43.8

THREE-POINT FIELD GOAL PCT.

Year	School	3PM-3PA	Pct.
2006	Northern Illinois	190-491	.387
2005	Northern Illinois	198-504	.393
2004	Toledo	225-576	.391
2003	Kent State	229-582	.393
2002	Marshall	252-595	.424
2001	Akron	189-436	.433
2000	Ball State	215-538	.400
1999	Akron	160-439	.364
1998	Western Michigan	209-511	.409
1997	Western Michigan	126-323	.390
1996	Miami	188-471	.399
1995	Bowling Green	145-401	.361
1994	Ball State	141-353	.399
1993	Kent State	162-384	.421
1992	Western Michigan	120-267	.449
1991	Ball State	147-359	.409
1990	Western Michigan	174-394	.442
1989	Kent State	135-313	.431
1988	Central Michigan	186-411	.453
1987	Eastern Michigan	144-310	.465

THREE-POINT FIELD GOALS MADE

Year	School	3-Point Shots Made
2006	Akron	264
2005	Western Michigan	249
2004	Kent State	264
2003	Toledo	248
2002	Ball State	310
2001	Toledo	210
2000	Marshall	246
1999	Miami	193
1998	Eastern Michigan	210
1997	Bowling Green	188
1996	Miami	188
1995	Ohio	178
1994	Miami	243
1993	Miami	218
1992	Miami	196
1991	Miami	207
1990	Central Michigan	238
1989	Central Michigan	150
1988	Central Michigan	186
1987	Eastern Michigan	144

MAC INDIVIDUAL RECORDS

SCORING

Year	Player (School)	G	FG	FT	TP	PPG
2006	John Bowler (EMU)	28	189	183	563	20.1
2005	John Reimold (BGSU)	29	182	94	537	18.5
2004	Derrick Tarver (UA)	27	196	173	122	22.7
2003	Chris Williams (BSU)	30	226	220	736	24.5
2002	Keith McLeod (BSU)	33	224	218	755	22.9
2001	David Webber (CMU)	27	153	141	496	18.4
2000	Tamar Slay (MAR)	30	216	72	597	19.9
1999	Wally Szczerbiak (MIA)	32	270	172	775	24.2
1998	Earl Boykins (EMU)	31	266	129	746	25.7
1997	Antonio Daniels (BGSU)	31	265	159	729	23.5
1996	Bonzi Wells (BSU)	28	269	143	712	25.4
1995	Gary Trent (OH)	33	293	163	757	22.9
1994	Gary Trent (OH)	33	309	210	837	25.4



Ohio's Gary Trent led the MAC in scoring three consecutive years. Trent scored 19.0 ppg. in 1993, 25.4 ppg. in 1994 and 22.9 ppg., in 1995.

1993	Gary Trent (OH)	27	194	126	514	19.0
1992	Lewis Geter (OH)	28	193	175	584	20.9
1991	Marcus Kennedy (EMU)	33	240	179	659	20.0
1990	Dave Jamerson (OH)	28	297	149	874	31.2
1989	Paul Graham (OH)	29	224	176	645	22.2
1988	Dan Majerle (CMU)	32	279	156	759	23.7
1987	Booker James (WMU)	27	214	162	598	22.1
1986	Ron Harper (MIA)	31	312	133	757	24.4
1985	Dan Palombizio (BSU)	29	279	204	762	26.3
1984	Tim Dillon (NIU)	27	235	103	573	21.2
1983	Melvin McLaughlin(CMU)	27	269	110	651	24.1
1982	Melvin McLaughlin(CMU)	25	255	71	581	23.2
1981	Harvey Knuckles (UT)	30	270	119	659	22.0
1980	Kenny Cunningham(WMU)	26	267	96	630	24.2
1979	Paul Dawkins (NIU)	26	291	113	695	26.7
1978	Burrell McGhee (KSU)	27	248	121	617	22.8

1977	Matt Hicks (NIU)	27	285	112	682	25.3
1976	Matt Hicks (NIU)	25	268	89	625	25.0
1975	Walt Lockett (OH)	26	252	143	657	25.2
1974	Walt Lockett (OH)	26	247	109	603	23.2
1973	Ben Kelso (CMU)	26	256	108	620	23.8
1972	Tom Kozelko (UT)	24	215	201	598	24.9
1971	Ruben Vance (KSU)	24	217	92	526	21.9
1970	Jim Penix (BGSU)	23	173	102	448	19.5
1969	Gene Ford (WMU)	24	237	146	620	25.8
1968	Fred Foster (MIA)	23	230	157	617	26.8
1967	Walt Piatkowski (BGSU)	24	227	80	534	22.3
1966	George Stone (MAR)	24	178	91	447	18.6
1965	Bob Dwors (BGSU)	24	204	145	553	23.1
1964	Howard Komives (BGSU)	23	292	260	844	36.7
1963	Manny Newsome (WMU)	24	229	97	555	23.1
1962	LaVern Benson (MIA)	24	229	132	590	24.6
1961	Dave Zeller (MIA)	24	181	172	534	22.3
1960	Jim Darrow (BGSU)	24	289	127	705	29.4
1959	Leo Byrd (MAR)	24	242	220	704	29.3
1958	Leo Byrd (MAR)	24	214	171	599	24.9
1957	Wayne Embry (MIA)	24	215	171	553	23.0
1956	Jim Ray (UT)	22	171	211	563	25.6
1955	Dick Howard (WRU)	22	172	191	535	24.3
1954	Al Bianchi (BGSU)	24	226	148	600	25.0
1953	Dick Walls (MIA)	23	172	143	487	21.2
1952	Jim Nowakowski (KSU)	22	148	101	397	17.9
1951	Joe Shaw (WMU)	22	135	49	319	14.5
1950	Bob Adams (WMU)	22	152	58	362	16.5
1949	Dan Boven (WMU)	22	124	119	367	16.7
1948	Bob Brown (MIA)	22	170	97	437	19.9

ASSISTS

Year	Player (School)	G	AST	AVG
2006	Brian Snider (WMU)	31	159	5.1
2005	DeAndre Haynes (KSU)	33	180	5.5
2004	DeAndre Haynes (KSU)	31	179	5.8
2003	A.W. Hamilton (MAR)	25	138	5.5
2002	Brandon Pardon (BGSU)	33	209	6.3
2001	Brandon Pardon (BGSU)	29	204	7.0
2000	Cornelius Jackson (MAR)	30	218	7.3
1999	Cornelius Jackson (MAR)	27	145	5.4
1998	Jason Kimbrough (WMU)	29	166	5.7
1997	Antonio Daniels (BGSU)	31	208	6.7
1996	Antonio Daniels (BGSU)	25	147	5.9
1995	Earl Boykins (EMU)	30	136	4.5
1994	James Reed (EMU)	27	140	5.2
1993	Jamie Matthews (BSU)	34	209	6.1
1992	Mike Spicer (BSU)	33	157	4.8
1991	Keith Wade (UT)	33	199	6.0
1990	Dennis Whitaker (OH)	28	185	6.6
1989	Derrick Richmond (CMU)	27	169	6.3
1988	Dennis Whitaker (OH)	29	199	6.9
1987	Eddie Schilling (MIA)	28	203	7.3
1986	Percy Cooper (EMU)	27	182	6.7
1985	Eddie Schilling (MIA)	31	214	6.9
1984	Brian Miller (BGSU)	28	178	6.4
1983	David Greer (BGSU)	30	217	7.2
1982	David Greer (BGSU)	28	242	8.6
1981	David Greer (BGSU)	25	189	7.6
1980	Sonny Newman (CMU)	25	155	6.2
1979	Dave Grauzer (CMU)	28	178	6.4

MAC COACHING RECORDS

3-POINT FIELD GOAL PERCENTAGE

Year	Player (School)	FGM-FGA	PCT
2006	Martin Samarco (BGSU)	100-219	.457
2005	Dennis Trammell (BSU)	59-122	.484
2004	Rick McFadden (UA)	56-118	.475
2003	John Reimold (BGSU)	84-200	.420
2002	Nick Moore (UT)	87-192	.453
2001	David Falknor (UA)	47-87	.540
2000	Keith McLeod (BGSU)	51-107	.477
1999	Nate Meers (KSU)	63-148	.426
1998	Scot Effertz (KSU)	30-69	.435
1997	Bill Slack (CMU)	49-96	.510
1996	Aaron Brown (CMU)	51-104	.490
1995	Joel Burns (WMU)	27-53	.461
1994	James Heck (UT)	32-69	.464
1993	Jeff Anderson (KSU)	44-82	.537
1992	Sean Wightman (WMU)	48-76	.632
1991	Emanuel Cross (BSU)	60-128	.469
1990	Sander Scott (CMU)	56-115	.487
1989	Howard Chambers (EMU)	39-77	.506
1988	Steve Martenet (BGSU)	36-64	.563
1987	Deron Goheen (EMU)	25-47	.532

3-POINT FG MADE PER GAME

Year	Player (School)	FGM-FGA	Avg
2006	Martin Samarco (BGSU)	100-219	3.45
2005	Kevin Nelson (CMU)	78-190	3.12
2004	Jaivon Harris (OH)	30-88	2.93
2003	Ronald Blackshear (MAR)	98-265	3.38
2002	Nick Moore (UT)	87-192	3.00
2001	Jon Powell (WMU)	58-135	2.32
2000	Tamar Slay (MAR)	30-93	3.10
1999	LaDrell Whitehead (OH)	67-204	2.39
1998	Earl Boykins (EMU)	85-209	2.74
1997	D.J. Bosse (KSU)	86-181	3.20
1996	Jay Larranaga (BGSU)	72-171	2.70
1995	Ryan Jansen (CMU)	69-165	2.70
1994	Landon Hackim (MIA)	93-201	3.10
1993	Mark Alberts (UA)	107-271	4.12
1992	Mike Klinzing (KSU)	55-143	1.96
1991	Carl Thomas (EMU)	89-191	2.70
1990	Dave Jamerson (OH)	131-303	4.68
1989	Tim Stewart (MIA)	64-149	2.29
1988	Tommie Johnson (CMU)	93-131	2.91
1987	Brad Soucie (EMU)	72-159	2.48

REBOUNDING

Year	Player (School)	G	REB	AVG
2006	John Bowler (EMU)	28	301	10.8
2005	Danny Horace (MIA)	30	286	9.5
2004	Marcus Smallwood (NIU)	27	253	9.4
2003	Brandon Hunter (OH)	30	378	12.6
2002	Theron Smith (BSU)	35	381	10.9
2001	J.R. VanHoose (MAR)	27	299	11.1
2000	Shaun Stonerook (OH)	33	292	11.7
1999	Shaun Stonerook (OH)	28	266	9.1
1998	TJ Lux (NIU)	26	289	11.1
1997	Nate Huffiman (CMU)	26	287	11.0
1996	Devin Davis (MIA)	29	287	9.9
1995	Gary Trent (OH)	33	423	12.8
1994	Gary Trent (OH)	33	377	11.4
1993	Steve Payne (BSU)	34	336	9.9
1992	Darian McKinney (CMU)	27	228	8.4
1991	Tom Best (UT)	33	295	8.9

1990	Craig Sutters (UT)	27	234	8.7
1989	Paris McCurdy (BSU)	32	272	8.5
1988	Dan Majerle (CMU)	32	346	10.8
1987	Booker James (WMU)	27	274	10.1
1986	Ron Harper (MIA)	31	362	11.7
1985	Dan Palombizio (BSU)	29	318	11.0
1984	John Devereaux (OH)	27	277	10.3
1983	John Devereaux (OH)	32	312	9.8
1982	Mitch Adamek (UT)	26	250	9.6
1981	Mike Robinson (CMU)	26	290	11.2
1980	Trent Grooms (KSU)	26	319	12.3
1979	Trent Grooms (KSU)	27	291	10.8
1978	Jeff Tropf (CMU)	25	278	11.1
1977	Matt Hicks (NIU)	27	350	13.0
1976	Matt Hicks (NIU)	25	319	12.8
1975	Cornelius Cash (BGSU)	27	350	13.0
1974	Bradley Robinson (Kent)	26	423	16.2
1973	Cornelius Cash (BGSU)	26	396	15.2
1972	Dwight Kenner (KSU)	24	289	12.0
1971	Doug Hess (UT)	24	332	13.8
1970	Doug Hess (UT)	24	371	15.4
1969	Dan McLemore (BGSU)	24	252	10.5



Miami's Wayne Embry led the MAC in rebounding in back-to-back seasons. Embry grabbed 17.4 rpg. in 1957 and 18.2 rpg. in 1958.

1968	Fred Foster (MIA)	23	288	12.5
1967	John Schroeder (OU)	23	306	13.3
1966	Jim Patterson (MIA)	25	300	12.0
1965	Don Hilt (OH)	26	306	11.8
1964	Ajac Triplett (WMU)	24	278	11.5
1963	Nate Thurmond (BGSU)	27	452	16.7
1962	Nate Thurmond (BGSU)	25	394	15.8
1961	Nate Thurmond (BGSU)	24	449	18.7
1960	Howard Joliff (OH)	25	468	18.7
1959	Dave Scott (OH)	24	319	13.3
1958	Wayne Embry (MIA)	24	437	18.2
1957	Wayne Embry (MIA)	24	418	17.4
1956	Charlie Slack (MAR)	22	520	23.6
1955	Charlie Slack (MAR)	21	538	25.6
1954	Charlie Slack (MAR)	21	466	22.1
1953	Dick Walls (MIA)	23	333	14.5
1952	Jim Nowakowski (KSU)	22	324	14.7
1951	Dick Walls (MIA)	23	328	14.3


MAC YEAR-BY-YEAR LEADERS

FIELD GOAL PERCENTAGE

Year	Player (School)	FGM-FGA	PCT
2006	Florentino Valencia (UT)	145-220	.659
2005	Josh Almanson (BGSU)	189-319	.592
2004	Gerritt Brightha (CMU)	184-323	.570
2003	Chris Kaman (CMU)	244-392	.622
2002	Len Matela (BGSU)	192-323	.578
2001	J.R. VanHoose (MAR)	160-277	.578
2000	John Whorton (KSU)	159-250	.636
1999	J.R. Van Hoose (MAR)	149-251	.594
1998	Ryan Andrick (UA)	87-154	.565
1997	Ed Sears (OH)	156-241	.647
1996	Ben Handlogten (WMU)	154-257	.600
1995	Shane Kline-Ruminski (BGSU)	181-265	.683
1994	Scoop Williams (UT)	153-259	.591
1993	Gary Trent (OH)	194-298	.651
1992	Mike Williams (MIA)	131-189	.693
1991	Marcus Kennedy (EMU)	240-352	.682
1990	Joe Moore (BGSU)	144-239	.603
1989	Lamont Hanna (MIA)	128-224	.571
1988	Chad Keller (UT)	121-188	.644
1987	Mike McCaskill (EMU)	152-256	.594
1986	Steve Martenet (BGSU)	110-188	.585
1985	Derek Boldon (CMU)	171-286	.598
1984	Derek Boldon (CMU)	151-238	.634
1983	Bill Faine (BGSU)	157-286	.549
1982	Allen Rayhorn (NIU)	149-259	.575
1981	Al Gooden (BSU)	160-282	.567
1980	Jim Swaney (UT)	218-354	.616
1979	Scott Spencer (BGSU)	119-197	.604
1978	Archie Aldridge (MIA)	228-375	.608
1977	Tom Cutter (WMU)	128-215	.595
1976	Tom Cutter (WMU)	140-217	.645
1975	Dan Roundfield (CMU)	216-353	.612
1974	Paul Griffin (WMU)	109-186	.586
1973	Jim Brown (UT)	81-137	.591
1972	Tom Kozelko (UT)	215-392	.549
1971	Craig Love (OH)	182-351	.519
1970	Ron Snyder (MIA)	49-81	.605
1969	Ray Loucks (MIA)	96-170	.565
1968	Walt Piatkowski (BGSU)	262-502	.524
1967	Fred Foster (MIA)	183-394	.481
1966	Phil Snow (MIA)	109-218	.500
1965	Jeff Gehring (MIA)	161-303	.531
1964	Tom Baker (BGSU)	150-273	.549
1963	Dave Anderson (WMU)	63-115	.548
1962	Bob Dawson (BGSU)	86-178	.483
1961	Stacy Bunton (OH)	82-171	.480
1960	Jim Darrow (BGSU)	289-586	.493
1959	John Bilhoan (MAR)	155-316	.489
1958	Hal Greer (MAR)	155-316	.489
1957	Wayne Embry (MIA)	215-420	.511
1956	Hal Greer (MAR)	123-200	.615
1955	Bob Strawser (OH)	69-129	.535
1954	Alan Barkeley (WMU)	51-111	.450
1953	Dick Walls (MIA)	172-403	.427
1952	Jim Nowakowski (KSU)	148-351	.421
1951	Joe Shaw (WMU)	135-335	.400
1950	Joe Shaw (WMU)	N/A	.407

FREE THROW PERCENTAGE

Year	Player (School)	FTM-FTA	PCT
2006	Justin Ingram (UT)	127-145	.876
2005	Michael Ross (EMU)	82-96	.854
2004	Matt McCollom (BSU)	115-139	.827
2003	Ronald Blackshear (MAR)	111-125	.888
2002	Robby Collum (WMU)	127-147	.864
2001	Chad Pleiness (CMU)	76-86	.884
2000	Chad Kamstra (UT)	79-91	.868
1999	Jami Bosley (UA)	155-180	.861
1998	Chad Kamstra (UT)	60-70	.857
1997	Scott Gooden (UA)	63-71	.887
1996	Landon Hackim (MIA)	82-94	.872
1995	Brook Bright (KSU)	57-67	.851
1994	Antonio Daniels (BGSU)	84-103	.816
1993	Sean Wightman (WMU)	58-65	.892
1992	Dan Aloï (OH)	72-85	.847
1991	Lewis Geter (OH)	137-158	.867
1990	Clinton Venable (BGSU)	114-129	.884
1989	Ric Blevins (Kent)	94-105	.895
1988	Dave Jamerson (OH)	74-87	.851



Bowling Green's Antonio Daniels led the MAC in free throw percentage after shooting .816 pct. from the line in 1994.

1987	Billy Stanback (WMU)	82-94	.872
1986	Eric Newsome (MIA)	134-158	.848
1985	Donald Petties (WMU)	117-137	.854
1984	Carl Armato (NIU)	83-96	.865
1983	Melvin McLaughlin (CMU)	110-129	.853
1982	Chuck Stahl (MIA)	57-65	.877
1981	Kenny Howell (KSU)	45-54	.833
1980	Joe Faine (BGSU)	84-97	.866
1979	Dave Grauzer (CMU)	70-81	.864
1978	Jay Lehman (UT)	67-81	.827
1977	Bill Weaver (EMU)	57-69	.826
1976	Leonard Drake (CMU)	101-115	.878
1975	Ron Dieringer (MIA)	63-73	.863
1974	Jeff Montgomery (BGSU)	75-91	.842

MAC YEAR-BY-YEAR LEADERS

1973	Gary Dees (MIA)	40-47	.851
1972	Tom Kozelko (UT)	168-201	.836
1971	Steve Handy (MIA)	46-55	.836
1970	Gerald Sears (MIA)	58-67	.866
1969	Mike Wren (MIA)	86-104	.827
1968	Walt Piatkowski (BGSU)	75-92	.815
1967	Fred Foster (MIA)	133-174	.764
1966	Walt Piatkowski (BGSU)	80-104	.769
1965	Dave Anderson (EMU)	158-183	.863
1964	Manny Newsome (WMU)	130-150	.867
1963	Howard Komives (BGSU)	122-150	.813
1962	Howard Komives (BGSU)	134-156	.859
1961	Pete Baltic (KSU)	77-90	.855
1960	Herb Rowan (MIA)	103-133	.774
1959	Leo Byrd (MAR)	220-266	.827
1958	Hal Greer (MAR)	95-114	.833
1957	Jim Thomas (MIA)	68-82	.829
1956	Jim Ray (UT)	221-276	.801
1955	Tom Bryant (MIA)	72-91	.791
1954	Jim Gerber (BGSU)	125-173	.723
1953	Lowell Shumaker (KSU)	79-102	.774
1952	Dick Walls (MIA)	117-164	.713
1951	Dick Walls (MIA)	84-118	.712
1950	Charles Tiberghien (MIA)	40-57	.701
1949	Don Groggel (WMU)	33-48	.687
1948	Bob Brown (MIA)	97-156	.622

STEALS

Year	Player (School)	G	STEALS	AVG
2006	Brian Snider (WMU)	31	63	2.0
2005	Keith Triplett (UT)	29	75	2.6
2004	Keith Triplett (UT)	31	79	2.6
2003	Robby Collum (WMU)	31	83	2.7
2002	Robby Collum (WMU)	30	72	2.4
2001	Trent Jackson (BGSU)	29	59	2.0
2000	Jimmal Ball (UA)	28	72	2.6
1999	Dunae Clemens (BSU)	27	67	2.5
1998	Bonzi Wells (BSU)	29	103	3.6
1997	DeMar Moore (BGSU)	31	78	2.5
	Bonzi Wells(BSU)	29	73	2.5
1996	Bonzi Wells (BSU)	28	87	3.1
1995	Bonzi Wells (BSU)	30	84	2.8
1994	Jamie Mahaffey (MIA)	30	59	2.0
1993	Sam Brown (UT)	28	51	1.8
1992	Keith Stalling (BSU)	33	67	2.0
1991	Nate Craig (OH)	28	64	2.3
1990	Harold Walton (KSU)	29	62	2.1
1989	Lorenzo Neely (EMU)	29	78	2.7
1988	Lorenzo Neely (EMU)	30	71	2.4
1987	Reggie Adams (KSU)	29	76	2.6
1986	Ron Harper (MIA)	31	101	3.3
1985	Ron Harper (MIA)	31	82	2.7
1984	Booker James (WMU)	26	47	1.8
1983	Ron Harper (MIA)	28	62	2.2
1982	David Jenkins (BGSU)	29	72	2.5
1981	John Williams (BSU)	30	55	1.8
1980	Robert Kitchen (KSU)	27	67	2.5
1979	Dave Grauzer (CMU)	28	63	2.3
1978	Dave Grauzer (CMU)	25	62	2.5
1977	-Not Available-			
1976	-Not Available-			
1975	James McElroy (CMU)	28	48	1.7
1974	Dan Roundfield (CMU)	26	52	2.0

BLOCKED SHOTS

Year	Player (School)	G	BLKD SHTS	AVG
2006	James Hughes (NIU)	25	40	1.6
2005	James Hughes (NIU)	28	53	1.9
2004	John Edwards (KSU)	31	81	2.6
2003	Chris Kaman (CMU)	31	98	3.2
2002	Lonnie Jones (BSU)	34	89	2.7
2001	Patrick Flomo (OH)	30	105	3.5
2000	Lonnie Jones (BSU)	31	84	2.7
1999	Lonnie Jones (BSU)	26	52	2.0
1998	George Phillips (UA)	27	42	1.6
1997	Charles Macon (CMU)	26	46	1.8
1996	Jason Terry (OH)	30	89	3.0
1995	Theron Wilson (EMU)	30	80	2.7
1994	Jason Terry (OH)	33	85	2.6
1993	Theron Wilson (EMU)	30	96	3.2
1992	J.C.Harris (UT)	27	60	2.2
1991	J.C.Harris (UT)	33	45	1.4
1990	Brian Nolan (EMU)	32	49	1.5
1989	Brian Nolan (EMU)	29	59	2.0
1988	John Rhodes (OH)	30	39	1.3
1987	Charles Smith (BSU)	27	86	3.2
1986	Ron Harper (MIA)	31	71	2.3
1985	Mike Chesser (BSU)	29	40	1.4
1984	John Devereaux (OH)	28	70	2.5
1983	John Devereaux (OH)	32	99	3.1
1982	Allen Rayhorn (NIU)	30	74	2.5
1981	Allen Rayhorn (NIU)	29	78	2.7
1980	-Not Available-			
1979	George Bradley (BSU)	27	41	1.5
1978	-Not Available-			
1977	Ben Poquette (CMU)	28	96	3.4
1976	Ben Poquette (CMU)	26	68	2.6
1975	Dan Roundfield (CMU)	28	84	3.0
1974	Dan Roundfield (CMU)	26	53	2.0



Central Michigan's Dan Roundfield led the MAC in blocked shots in 1974 & 1975.



MAC HALL OF FAME

The Mid-American Conference Hall-of-Fame was approved by the MAC Council of Presidents at their meeting on December 2, 1987. The charter class was inducted into the MAC Hall of Fame in 1988 and subsequent classes were added in 1989, 1990, 1991, 1992 and 1994.

The MAC was the first Division 1 conference to organize a Hall of Fame. Each of the schools nominates a list of individuals to be considered for induction. The nominated individuals must have participated during the time the university was in the MAC and five years must have passed from the time the individual participated in athletics or worked in the athletic department at his or her university or upon retirement from the institution. The individual is not required to be a MAC graduate, but must have worked or attended a MAC university.

With a seven-person selection committee, the nominee must receive at least five affirmative votes to be selected for induction. The selection committee consists of former MAC administrators in addition to long-standing members of the media.

In considering an individual's qualifications, the committee will consider contributions that the individual made during his or her time at the institution as well as the positive publicity and goodwill that the individual has brought to the university since leaving.

MAC HALL OF FAME INDUCTEES

Harold Anderson, BGSU Basketball	1991	Karen Michalak, CMU Basketball,	
Janet Bachna, Kent State Gymnastics	1992	Track and Field Hockey	1992
Joe Begala, Kent State Wrestling	1991	Gordon Minty, EMU Track & Field	1994
Tom Beutler, Toledo Football	1994	Steve Mix, Toledo Basketball	1989
Kermit Blosser, Ohio Golf	1988	Thurman Munson, Kent State Baseball	1990
Jim Corrigan, Kent State Football	1994	Ira Murchinson, WMU Track & Field	1990
Hasely Crawford, EMU Track & Field	1991	Don Nehlen, BGSU Football	1994
Caroline (Mast) Daugherty, Ohio Basketball	1994	Manny Newsome, WMU Basketball	1988
Chuck Ealey, Toledo Football	1988	Bob Owchinko, EMU Baseball	1992
Fran Ebert, WMU Softball/Basketball	1992	Ara Parseghian, Miami Football	1988
John Gill, WMU Athlete/Coach/Administrator	1994	Doyt Perry, BGSU Football	1988
Maurice Harvey, Ball State Football	1992	John Pont, Miami Football Player/Coach	1992
Bill Hess, Ohio Football Coach	1992	John Pruis, Ball State President	1994
Gary Hogeboom, CMU Football	1994	Trevor Rees, Kent State Football	1989
Fred Jacoby, MAC Commissioner	1990	David Reese, MAC Commissioner	1988
Bob James, MAC Commissioner	1989	George Rider, Miami Track & Field	1989
Ron Johnson, EMU Football	1988	William Rohr, Miami Basketball Coach	1994
Ted Kjolhede, CMU Basketball	1988	Don Roundfield, CMU Basketball	1990
Ken Kramer, Ball State Football	1991	Bo Schembechler, Miami Football Coach	1991
Bill Lajoie, WMU Baseball	1991	Dick Shrider, Miami Basketball	1990
Jack Lambert, Kent State Football	1988	Jim Snyder, Ohio Basketball	1991
Frank Lauterbur, Toledo Football	1990	Shafer Suggs, Ball State Football	1989
Mel Long, Toledo Football	1992	Phil Villapiano, BGSU Football	1992
Charlier Maher, WMU Baseball	1989	Nate Thurmond, BGSU Basketball	1989
Ray McCallum, Ball State Basketball	1988	Bob Welch, EMU Baseball	1990
Jack McLain, MAC Football Official	1992	Dave Wottle, BGSU Track & Field	1990
		Bob Wren, Ohio Baseball	1989


THE MAC MEDIA HALL OF FAME

Nine media members were inducted as the charter members of the MAC's Media Hall of Fame on Monday, May 20, 1996.

The MAC News Media Association coordinated selection to the MAC Media Hall of Fame. The criteria for selection are 30-plus years of active coverage, either as a newspaper beat reporter/columnist or as a play-by-play announcer or color commentator.

The following were selected as the charter class of the MAC Media Hall of Fame:

- Dave Carr
Bowling Green/WFOB Radio
- Harry DeVault
Kent/Ravenna Record-Courier
- John Fountain
Eastern Michigan radio play-by-play
- Jerry Keil
Toledo radio play-by-play
- Ron LeMasters
Ball State/Muncie Star
- Morry Mannies
Ball State radio play-by-play
- Jack Moss
Kalamazoo Gazette
- Persh Rohrer
Athens Messenger and Kent/Ravenna Record Courier
- Dick Schorr
Ohio play-by-play



Toledo's Steve Mix



MAC ARENA DIRECTIONS

AKRON - JAMES A. RHODES ARENA

From the North - I-77 south to Grant Street/Wolf Ledges exit; turn left at first light (Wolf Ledges); go about one mile. Road will go under a bridge and curve sharply to right (at this point it becomes Carroll Street), then proceed to campus. (2) Ohio Turnpike (I-80/90) to Exit 12 (Route 8); go south on Route 8 approximately 12 miles to Buchtel/Carroll exit. Turn left at the stop light. The second traffic light is the Carroll Street/Spicer Street intersection. Rhodes Arena is directly in front of you. Gameday media parking is in Lot 8 at this intersection.

From the South - I-77 north to Route 8 north; exit at Buchtel/Carroll exit. Go straight through traffic light. Turn right on Carroll Street at the next traffic light. Rhodes Arena is directly in front of you. Gameday media parking is in Lot 8 at this intersection (Carroll Street/Spicer Street).

From the East - I-76 west to Route 8 north (at central interchange); exit at Buchtel/Carroll exit; turn left on either Buchtel Avenue or Carroll Street. The second traffic light is the Carroll Street/Spicer Street intersection. Rhodes Arena is directly in front of you. Gameday media parking is in Lot 8 at this intersection.

From the West - I-76 east to Grant Street/Wolf Ledges exit; turn left at light (Wolf Ledges); go about one mile. Road will go under a bridge and curve sharply to right (at this point it becomes Carroll Street), then proceed to campus. (2) Ohio Turnpike (I-80/90) to Exit 12 (Route 8); go south on Route 8 approximately 12 miles to Buchtel/Carroll exit. Turn left at the stop light. The second traffic light is the Carroll Street/Spicer Street intersection. Rhodes Arena is directly in front of you. Gameday media parking is in Lot 8 at this intersection.

BALL STATE - JOHN E. WORTHEN ARENA

From the North - I-69 south to Muncie exit 332 east; turn right at Tillotson (football stadium); turn left at Bethel Avenue (first stoplight); turn right onto McKinley (first stoplight), and proceed to campus.

From the South - I-69 north to Muncie exit 332 east; turn right at Tillotson (football stadium); turn left at Bethel Avenue (first stoplight); turn right onto McKinley (first stoplight), and proceed to campus.

From the East - I-70 west to State Road 35 north to 3/35/67 Bypass around Muncie; go north on bypass to McGalliard Avenue and turn left; turn left at Tillotson; then follow directions above (A).

From the West - I-74 east to 465 north to I-69 north; take I-69 to Exit 332 (Muncie); turn right at Tillotson (football stadium); turn left at Bethel Avenue (first stoplight); turn right onto McKinley (first stoplight), and proceed to campus.

BOWLING GREEN - ANDERSON ARENA

From the North - I-75 south to Exit 181; turn right and proceed to campus. Go west on Wooster Street. Go to the second traffic light (Mercer Road) and turn right. Go to Ridge Street and turn left. The arena and parking lot will be about one-half mile down on left side.

From the South - I-75 north to Exit 181; turn left and proceed to campus. Go west on Wooster Street. Go to the second traffic light (Mercer Road) and turn right. Go to Ridge Street and turn left. The arena and parking lot will be about one-half mile down on left side.

From the East - Ohio Turnpike (I-80/90) to I-75 south (exit 4A-Perrysburg). Take I-75 south to Exit 181; turn right and proceed to campus. Go west on Wooster Street. Go to the second traffic light (Mercer Road) and turn right. Go to Ridge Street and turn left. The arena and parking lot will be about one-half mile down on left side.

From the West - Ohio Turnpike (I-80/90) to I-75 south (Exit 4A-Perrysburg). Take I-75 south to Exit 181; turn right and proceed to campus. Go west on Wooster Street. Go to the second traffic light (Mercer Road) and turn right. Go to Ridge Street and turn left. The arena and parking lot will be about one-half mile down on left side.

BUFFALO - ALUMNI ARENA

From the West - Take the I-90 East until you reach the I-290 (past the Buffalo airport exit). Take the I-290 West (sign is for Niagara Falls) and proceed until Exit 5B (Millersport Highway, Rte. 263). Get off exit and merge into traffic. Go through first light (Marriott is on your left) but move into right lane. Enter campus at the Flint Street exit and follow signs to athletic events.

From the East - Take the I-90 West until you reach the I-290 (just past tolls, follow State University signs). Take the I-290 West (sign is for Niagara Falls) and proceed until Exit 5B (Millersport Highway, Rte. 263). Get off exit and merge into traffic. Go through first light (Marriott is on your left) but move into right lane. Enter campus at the Flint Street exit and follow signs to athletic events.

From the South - Take I-79 North until you get to Erie, PA. Take the I-90 East until you reach the I-290 (past the Buffalo airport exit). Take the I-290 West (sign is for Niagara Falls) and proceed until Exit 5B (Millersport Highway, Rte. 263). Get off exit and merge into traffic. Go through first light (Marriott is on your left) but move into right lane. Enter campus at the Flint Street exit and follow signs to athletic events.

From the North - Take the QEW to the Queenston/Lewiston Bridge. Once across bridge, get on I-190 South. Follow I-190 South until you reach the I-290 East and proceed until Exit 5B (Millersport Highway, Rte. 263). Get off exit and merge into traffic. Go through first light (Marriott is on your left) but move into right lane. Enter campus at the Flint Street exit and follow signs to athletic events.

CENTRAL MICHIGAN - ROSE ARENA

From the North - U.S. 27 to the first Mt. Pleasant exit. This will exit to the right and become Mission Street on the north side of Mt. Pleasant. Take Mission all the way south with the CMU campus on the right (west) side of Mission starting at the corner of Bellows and Mission. Turn right onto Broomfield Road. Football, basketball, softball, indoor track and outdoor track venues are on the left

From the South - U.S. 27 to the first Mt. Pleasant exit. This will exit to the left and become a two-lane road that goes right into campus and the town. CMU will be on the left (west) side.

From the East - I-75 to M-57 or M-46. Then take U.S. 27 to the first Mt. Pleasant exit. This will exit to the right and become Mission Street on the north side of Mt. Pleasant. Take Mission all the way south with the CMU campus on the right (west) side of Mission starting at the corner of Bellows and Mission.

From the West - M-46 to U.S. 27 to the first Mt. Pleasant exit. This will exit to the left and become a two-lane road that goes right into campus and the town. CMU will be on the left (west) side.

EASTERN MICHIGAN - CONVOCATION CENTER

From the North/South - U.S. 23 to Washtenaw Avenue (exit 37); head east on Washtenaw to Oakwood; turn left on Oakwood and proceed to campus.

From the East - I-94 west to Huron Street (exit 93); head north on Huron Street to Cross Street; turn left at Cross to Oakwood; turn right at Oakwood and proceed to campus.

From the West - I-94 east to U.S. 23 north; exit U.S. 23 at Washtenaw Avenue (exit 37); head east on Washtenaw to Oakwood; turn left on Oakwood and proceed to campus.

MAC ARENA DIRECTIONS

KENT STATE - M.A.C. CENTER

From I-76 - take the Kent (Route 43) exit and proceed north to Route 261; turn right (east) onto Route 261. Proceed 1/4 mile to Campus Center Drive; turn left and proceed to campus.

From I-80 - take the Streetsboro exit (#13). After the toll booth, proceed straight (follow the Ravenna sign) onto Route 14 (southeast) past Route 303 to Route 43; turn right (south) on Route 43 and continue for approximately six miles until you come to the traffic light at Main Street; follow Main to the fifth traffic light; turn right (south) onto Lincoln Street; proceed on Lincoln Street to the first traffic light; turn left and proceed on Summit Street to the second traffic light; turn left at the light and proceed to campus.

From I-90 - proceed toward Cleveland. Take I-271 south to I-480 east; stay on I-480 until it becomes Route 14 in Streetsboro. Turn right (south) on Route 43 and continue south for approximately six miles until you come to the traffic light at Main Street, then follow directions above; follow Main to the fifth traffic light; turn right (south) onto Lincoln Street; proceed on Lincoln Street to the first traffic light; turn left and proceed on Summit Street to the second traffic light; turn left at the light and proceed to campus.

MIAMI - MILLETT HALL

From the North - I-75 south to I-70 west to State Route 127 south (Eaton-Hueston Woods exit); turn left; follow State Route 127 through Eaton and Camden to State Route 73; turn right, and proceed to Oxford.

From the South - I-75 north to I-275 north (take the airport exit which goes off to the left); follow signs for Indianapolis/Cincinnati (I-275 splits and becomes I-74/Indianapolis and I-275/Cincinnati-Dayton); follow I-275 east towards Dayton; take Colerain Avenue exit and turn left. This is State Route 27 north, proceed towards Oxford.

From I-70 Going East - Take the State Route 27 south exit in Richmond, Indiana; proceed through Richmond and Liberty, Indiana, to Oxford.

From I-70 Going West - Continue west to State Route 127 south; follow State Route 127 through Eaton and Camden to State Route 73; turn right, and proceed to Oxford.

NORTHERN ILLINOIS - CONVOCATION CENTER

From the North or West - Take I-39 south to Route 38 (exit #99); take Route 38 east 14 miles to DeKalb; turn left at Annie Glidden Road and proceed half a mile to campus.

From the South - Take I-39 north to Route 38 (exit #99); take Route 38 east 14 miles to DeKalb; turn left at Annie Glidden Road and proceed half a mile to campus.

From the East - Take I-290 or 294 to I-88; take I-88 west to Annie Glidden Road (exit #107); go north on Annie.

OHIO - CONVOCATION CENTER

From the Northeast - I-77 south to State Route 7 (exit #1 - Marietta) to U.S. 50 west to Athens; follow U.S. 50/State Route 32 west to State Route 682 north (sign denotes Ohio University); exit 682 north; turn right at first traffic light (Richland Avenue), and proceed to campus.

From the Northwest - U.S. 23 south to I-270 east to U.S. 33 east (Lancaster exit) to Athens; exit the second State Route 682 north exit (marked Ohio University this exit); follow 682 north; then follow directions above; turn right at first traffic light (Richland Avenue), and proceed to campus.

From the West - Follow State Route 32 east (Appalachian Highway); State Route 32 merges with U.S. 50; follow 32/50 to Athens; exit State Route 682 north; turn right at first traffic light (Richland Avenue), and proceed to campus.

TOLEDO - JOHN F. SAVAGE HALL

From the North - (1) I-75 to I-475 west; exit at Douglas Rd.; south (left) on Douglas Rd., crossing Monroe St., Central Ave., Kenwood and University Hills Blvds.; enter campus via Oakwood Ave. and proceed to the first stop sign, where attendants will direct you to the parking lot; or (2) Rt. 23 to I-475 east; exit at Secor Rd.; south (right) on Secor Rd. to Bancroft Street; left on Bancroft one-half mile to campus main entrance on the right.

From the East - Ohio Turnpike to Exit 4A; I-75 north to I-475 west; exit at Douglas Rd.; south (left) on Douglas Rd., crossing Monroe St., Central Ave. and Kenwood Blvd.; right on University Hills Blvd., which leads to the main entrance to campus.

From the South - I-75 to I-475 west; exit at Douglas Rd.; south (left) on Douglas Rd., crossing Monroe St., Central Ave. and Kenwood Blvd.; right on University Hills Blvd., which leads to the main entrance to campus.

From the West - Ohio Turnpike to Exit 59; Reynolds Rd. north to Bancroft St.; east (right) on Bancroft St. three miles to campus main entrance on the right.

WESTERN MICHIGAN - UNIVERSITY ARENA

From I-94 - Exit at Oakland Drive and proceed north. Go through a stoplight at Howard Street and continue one mile until coming to Oliver Street on your left. Turn left onto Oliver and follow down to the Stadium Drive stoplight. Go through the stoplight. Read Fieldhouse, which houses the arena, is directly in front. Media parking is in Lot 14, at the south end of the building.

From U.S. 131 - At exit #36, turn east onto Stadium Drive, go 2.6 miles; turn left onto Oliver Street. Read Fieldhouse, which houses the arena, is directly in front. Media parking is in Lot 14, at the south end of the building.

From M-43 West of Kalamazoo - Go easterly past U.S. 131; after 1.7 miles, turn right onto Solon Street; follow Solon into Howard Street and go 1.1 miles to Stadium Drive; turn left and proceed easterly 1/2 mile to Oliver Street; follow directions above for exiting from U.S. 131 (B).

From M-43 North of Kalamazoo - Turn left off M-43 (Gull Road) in Kalamazoo onto Riverview Drive; go under the railroad overpass and bear right onto Michigan Avenue. Continue westerly on Michigan Avenue for 1/2 mile; it then becomes Kalamazoo Avenue, which is one-way westbound. After 1.4 miles, bear left and go 0.3 miles; cross Main Street and rejoin Michigan Avenue; proceed westerly on Michigan Avenue to campus.

From Downtown Kalamazoo - Go westerly on Kalamazoo Avenue as in above directions OR go westerly on Lovell Street, then turn left onto Michigan Avenue and proceed to the campus.

