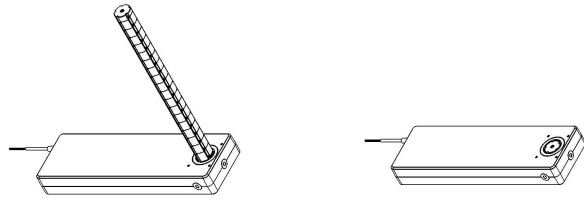


Technical Specifications – KATAKA 400

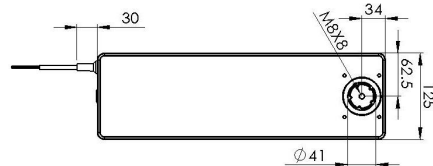
Key features

- Versatile mounting opportunities
- Unique ratio between max stroke and height of unit
- Low build-in height



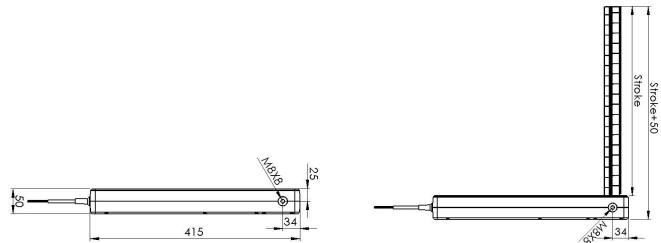
Front

- Mounting M8x8
- Small mounting holes for accessories (4 pcs)



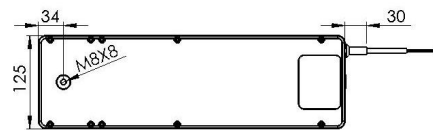
Side

- Mounting M8x8
- Max stroke 400mm



Back

- Mounting M8x8



Ends

- Mounting M8x8 (both ends)
- Electric cord for 24V DC in back end



Technical data

Max load (push)	2 000N (200kg)
Max load (pull)	1 000N (100kg)
Max stroke	400mm
Speed (at 1000N load)	15mm/s
Dimensions (H x W x L)	50 x 125 x 415 mm
Power rate	24V DC / max 6.0A
IP class	54
Duty cycle	10%, 2 min/18 min
Weight of actuator	3,4kg
Max number of strokes	20 000 full cycles

Specifications may be changed without notice. 08.08

KATAKA
THE COMPACT ACTUATOR