

Inside...

Penn Athletics Hall of Famers . . .	90-93
All-Time Captains	93
All-Time Coaching Records	94-95
Year-by-Year Team Stats	96-97
Record Book	98-107
Postseason History	108-115
All-Time Letterwinners	116-119
Year-by-Year Results	120-132

Herb Lyon is the latest basketball player to be inducted into the Penn Athletics Hall of Fame; it happened in May. He also happens to be the Quakers' first 1,000-point scorer.

2008-09 Penn Men's Basketball

HISTORY



The University of Pennsylvania athletic department established the Penn Athletics Hall of Fame in 1996 to honor the greatest athletes and coaches ever to wear and coach the Red and Blue. After six induction ceremonies, the list of honorees has grown to include 151 people who helped create Penn's rich athletic history and tradition. Not surprisingly, the Penn men's basketball program has seen many members ushered into this illustrious group, and more are sure to follow.

◀ Ernie Beck

Ernie Beck was one of the greatest basketball players in Philadelphia collegiate history, and still holds 10 Penn school records 44 years after playing his last collegiate game. A three-year varsity letterwinner, Beck holds the school records for most points in a career (1,827), season (673, 1952-53) and a game (47, vs. Duke, 1952-53). He also holds school records for rebounds in a career (1,557) and season (556, 1950-51); field goals made in a career (704); free throws made and attempted in one season (183 for 229, 1952-53); and the highest career and one-season scoring averages (22.3, 25.9, in 1952-53). Penn had a combined record of 62-21 in his three varsity seasons, and played in the NCAA Tournament for the first time in school history in Beck's senior year. He was a first-round draft choice for the Philadelphia Warriors, played six seasons in the NBA, and was a member of the Warriors' 1956 NBA championship team.

Steve Bilsky

In Penn basketball's heyday, it was Steve Bilsky acting as floor general for the Quakers. Penn's teams of 1970 and 1971, for which Bilsky started at point guard, compiled a 53-3 record, losing just one regular season game during those years. Along with backcourt teammate Dave Wohl, Bilsky guided the Red and Blue to a school best No. 3 ranking, taking his team to the Eastern Regional finals of the NCAA tournament, and grabbing its second-straight Ivy League and Big 5 championships along the way. Bilsky was named first-team All-Ivy league his junior year,

bookending that with second-team All-Ivy status. Bilsky was also named to the Little All-America team and in 1971, he was runner-up for the Naismith Award, given to the nation's best player under six feet. Bilsky's most famous moment came his sophomore year, when he launched a 30-foot buzzer-beater to break a 30-30 tie, as Penn defeated Villanova in The Palestra. For his career, Bilsky scored 1,108 points, averaging 13.9 points per game during his three seasons on the hardwood. He is currently enshrined in the Big 5 Hall of Fame, as well.

Perry Bromwell

Perry Bromwell made an immediate impact on the Penn basketball program during the 1984-85 season after transferring as a sophomore from Manhattan College. He led the Red and Blue in scoring (15.3 ppg), blocked shots (19) and field-goals made (167) in his first year and for his efforts, received Honorable Mention for All-America and first-team All-Ivy League honors, and was named co-MVP by his teammates. The following season saw Bromwell continue at his breakneck pace, again earning Honorable Mention for All-America and was a first-team All-Ivy League honoree after shooting 74 percent from the free throw line and better than 50 percent from the field. As a senior during the 1986-87 season, Bromwell became a tri-captain and led the Ivy League in scoring, including recording double-digits in the final 22 games of his career. In 1984-85, the Quakers won the Ancient Eight title and made their way to the First Round of the NCAA Championships where they fell to Memphis State, 67-55. He helped the Red and Blue to another Ivy League championship in 1986-87 before the team fell to North Carolina, 113-82, in the NCAA Tournament's First Round. He is one of only five players to have been a three-time recipient of the Arthur Kiefaber Most Valuable Player award, as voted on by his Penn teammates. Bromwell finished his Penn career with 1,265 points.

David (Corky) Calhoun

One of the most talented all-around players in Penn and Philadelphia Big 5 history, Calhoun played three varsity seasons for teams which were a combined 78-6 and won three Ivy League titles (going 41-1), Calhoun scored 1,066 points and was a three-time first-team All-Big 5 and All-Ivy selection, and was named the Philadelphia Big 5 Most Valuable Player as a senior. Penn played in the NCAA Tournament in each of Calhoun's three seasons, and reached the Eastern Regional final in 1971 and 1972. A complete and unselfish player, Calhoun handled whatever role was asked of him. He led the Quakers in rebounding his first two years, and moved to the backcourt as a senior to take over the second guard spot. A first-round draft choice of the NBA Phoenix Suns and the ABA Kentucky Colonels, Calhoun played for four teams in an eight-year NBA career, the longest professional playing career by any Penn player.

Richard J. Censits

Dick Censits (*originally spelled Csencsitz*) was a three-year varsity basketball starter from 1955-56 to 1957-58, and was named first-team All-Philadelphia Big 5 each of those years. Censits finished his Penn career with 1,220 points and 867 rebounds, and is one of only six players to average double figures in both scoring and rebounding for his career. As a junior he was awarded the Kiefaber Award as the team's most valuable player, and as a senior he won the Bus McDonald Award as the team's most inspirational player. He was a first-team All-Ivy League selection as a senior. Censits was elected to the Big 5 Hall of Fame in 1981. In January 1983, he was recipient of an NCAA Silver Anniversary Award for his accomplishments as a college athlete and his subsequent achievements in the business community.

Howie Dallmar

Howie Dallmar first made his mark playing basketball for Penn in 1945, using his final year of basketball eligibility after receiving military assignment

in Philadelphia. The former Stanford star became Penn's representative to the All-America team in 1949, as he led Penn to an Eastern Intercollegiate League title. During the 1946-47 season, Dallmar was a rookie for the Philadelphia Warriors of the American Basketball Association. For the next six years, Dallmar coached the Penn basketball and baseball teams while playing professionally as well. Coaching the cagers, Dallmar led his charges to a 105-51 EIL record, and in 1953 he took his 22-5 team to the NCAA tournament—Penn's first appearance in the national championship. That same year, Penn went undefeated in EIL play, winning all 14 games. On the diamond in 1953, Dallmar led the baseball team to a tie for the EIBL championship. For the Warriors, Dallmar led the squad to its first ABA championship in 1947 and was an ABA All-Star.

Chuck Daly

Coming to coach the University of Pennsylvania basketball squad after two seasons at Boston College, Chuck Daly led the Quakers to a 25-3 record in 1971-72 in his first season in West Philadelphia. In his six years on the Quakers' sidelines, Penn tallied 125 wins to just 38 losses. During that stretch, Penn won four Ivy League championships, which included four trips to the NCAA tournament, and made an appearance in the Eastern Regional finals in 1972. The squad took second place in the Ivy League during Daly's remaining years. Daly left Penn after the 1976-77 season to take an assistant coaching position with the Philadelphia 76ers. Four years later, he began his professional head-coaching career, including jobs with the Cleveland Cavaliers, New Jersey Nets, Detroit Pistons and Orlando Magic. During his stint in Detroit, Daly earned a pair of NBA championships (1988, 1989). Daly was selected to coach the United States' first "Dream Team" in Olympic competition, taking Team USA to an 8-0 record and a gold medal in the 1992 Barcelona Games.

John Engles

John Engles earned each of his three varsity letters for the Penn basketball team the hard way. He battled through not one but two career-threatening knee injuries that sidelined him for significant portions of his Penn playing days. At 6'8", Engle—who was a Parade All-American and named to the Scholastic Magazine 40-man All-America team as a high school senior—had his choice of athletic programs but chose Penn for its academics and basketball tradition. He was an immediate success, earning ECAC Rookie of the Year and Sophomore of the Year by the Ivy League. After a tremendous amount of rehabilitation following two knee surger-

ies, Engles returned to action in his senior year, inspiring teammates, coaches and fans alike. He averaged 16.7 ppg, 7.4 rpg and was a 71 percent free-throw shooter. He recorded more than 400 points, bringing his career total to 1,038 in just three years of action. Engles earned second-team All-America and first-team All-Philadelphia Big 5, and was given the Bus McDonald Award as the team's Most Inspirational Player.

Ronald Haigler

Ron Haigler was the first recipient of the Ivy League Player of the Year Award as a senior in 1974-75, and was the Philadelphia Big 5 Player of the Year as both a junior and a senior. He was inducted into the Big 5 Hall of Fame in 1982. One of the most prolific offensive players in Penn history, Haigler's 1,522 career points is the fourth highest career scoring total in Penn's history, and he is one of four players to score more than 600 points in one season (606 in 1974-75). He played in the NCAA Tournament three times, on teams with a combined record of 64-20 which set a Big 5 record of 12-consecutive victories in City Series games. Haigler holds the school record for field goals made in one season, 259 during his senior year. Haigler won the Arthur Kiefaber Award as the team's most valuable player as both a junior and senior, and was drafted by both the Chicago Bulls (NBA) and Memphis Sounds (ABA).

Richard Harter

Dick Harter won three varsity letters as a Penn basketball player, but is remembered more for his five seasons as the school's head basketball coach. Replacing Jack McCloskey after the 1965-66 season, Harter's first two teams won a total of only 25 games. His last two, however, won 25 and 28 games, respectively, the beginning of a streak of six-consecutive 20-victory seasons and eight in the next 10 years for teams coached by Chuck Daly and Bob Weinhauer. Harter's last two teams were a perfect 28-0 in Ivy League games and 8-0 in the Philadelphia Big 5. His last Penn team, in 1970-71, had a 28-1 record, reached the NCAA Tournament's Eastern Regional Championship game, and was ranked third in the final *Associated Press* national poll. Harter left Penn to take over the head coaching job at the University of Oregon and later took over the head job at Penn State. He also enjoyed a successful coaching career in the NBA. Harter was inducted into the Big 5 Hall of Fame in 1993.

Charles "Kid" Keinath

"Kid" had the distinction of leading two teams to national championships—basketball and football. It was on the hardwood, however, that Keinath found most of his

success. The Quakers were dubbed national co-champions for the 1908-09 season, and Keinath captained the Quakers to a 22-game winning streak. In his senior year, Keinath scored all of the Red and Blue points in games against Cornell and Columbia. He won Eastern Intercollegiate League (EIL) scoring titles his junior and senior seasons. On Franklin Field, Keinath quarterbacked the 1908 Penn squad which went undefeated at 11-0-1. Keinath played baseball in 1906, and returned to become freshman baseball coach in 1909. He coached Penn basketball for three years and was a member of Penn's football coaching staff for 30 seasons.

Donald S. Kellett

One of the greatest all-around athletes in Penn history, Don Kellett won nine varsity letters at Penn, three each in football, basketball and baseball, during the early 1930s. He led the football team in scoring as a junior and senior, and played on basketball teams with a combined record of 28-9 during his junior and senior years. He captained the basketball team as a senior. In 1934, he batted .459 for the baseball team, still the all-time highest single-season batting average in Penn baseball records, and hit eight home runs. He played briefly for the Boston Red Sox in the summer of 1934 following his graduation. Don Kellett was the winner of the Class of 1915 Award as a senior, which is awarded to that member of the senior class who most closely approaches the ideal University of Pennsylvania student-athlete.

Henry Kozloff

Henry Kozloff was one of the most versatile athletes to ever have competed for Penn, earning eight varsity letters for baseball, basketball and soccer, and playing on six championship caliber teams. Kozloff played on basketball teams that twice won the Eastern Intercollegiate League championship (1934 and 1935) with combined records of 32-7. In recognition of his performance, he earned all-league honors and was presented the Arthur Kiefaber Award as the basketball team's Most Valuable Player. During his junior and senior years, the baseball and soccer teams also captured league titles. As a star third baseman for Penn, Kozloff's performance led to his being drafted by the Boston Red Sox. He turned down the opportunity to play professional baseball in order to pursue the study of medicine. Kozloff received numerous awards both as an undergraduate at Penn and subsequent to graduation. He was recipient of the Cane Award (a senior honor award), and in 1969 was the winner of the University's prestigious Alumni Award of Merit.

Barton B. Leach

Barton Leach was a three-year letterwinner in basketball and baseball at Penn, but he definitely made his largest mark on the hardwood. In fact, he holds the honor of being Penn's first first-team All-Ivy honoree; he was one of the five named to the original All-Ivy team that was honored his senior year. Leach was captain of the 1954-55 Penn hoops squad that went 19-6 overall and finished third in the first Ivy League championship race. During his sophomore year, the Quakers posted a 22-5 record, won the Eastern Intercollegiate League (EIL) with a 10-2 mark, and became the first Penn men's basketball team to play in the NCAA Tournament (the Quakers lost to Notre Dame 69-57 in the first round, then beat DePaul 90-70 in a consolation game). At the time of his induction into the Hall of Fame, Leach was second on Penn's all-time list and fifth in the Ivy League with 1,066 career rebounds, an average of 14.8 per game. He also still holds the school and Ivy mark for rebounds in a game (32 vs. Harvard on Feb. 18, 1955); in fact, he holds four of the top six single-game rebounding totals in Quaker history—perhaps even more amazing, three of them happened within seven days of each other.

Herbert E. Lyon

Herb Lyon entered Penn in 1945 on an academic scholarship and was recruited to play football, his first sport of choice out of high school. Although he toughed out his freshman season on the gridiron, it was on the Palestra hardwood where he made his mark. His freshman year, Herb earned the basketball team's Arthur Kiefaber Award as most valuable player. Drafted into the Army in 1946, Herb served as a first lieutenant in an armored division. He returned to Penn and ended up playing three more years of varsity basketball, including the 1948-49 season when he was a captain. In each of those years, he again won the Kiefaber, making him one of just two players in the program's illustrious history to win the team MVP award four times. Herb set Penn's single-season scoring record in each of his last three seasons wearing the Red and Blue, with 344 points in 1947-48, 395 in 1948-49, and then 421 in 1949-50. Not surprisingly, when he graduated he was the program's all-time leading scorer with 1,333 points (by comparison, the previous mark was below 1,000 points). Herb made the Eastern Intercollegiate League's First Squad in 1949 and 1950, and was a three-time member of the Philadelphia Basketball Writers' Association's "All-City Team." Following his collegiate career, Herb played semi-pro basketball for two years while starting his business career. Tragically, Herb passed away at the young age of 39.

Jack McCloskey

After graduating from Penn in 1948, McCloskey returned to his alma mater as its head coach in 1956, with a team that went 7-19 during his first year, followed by 13-12 and 12-14 seasons, before recording seven-straight winning campaigns, including the program's first Ivy League Championship season in 1965-66. That season would be McCloskey's last as the Penn coach, as the Quakers recorded 19 wins, the most since the 1954-55 season. During his tenure at the helm of the men's basketball team, McCloskey's teams went 87-53 in Ivy competition and won the school's first Philadelphia Big 5 Championship in 1963. McCloskey left Penn with an overall record of 146-105.

Robert Morse

Bobby Morse teamed with Corky Calhoun for three basketball seasons, from 1969-70 to 1971-72, which were three of the most successful in school history. Morse was the leading scorer on each of those teams, finishing his Penn career with 1,381 points. A first-team All-Ivy selection as a senior, he was also an All-Philadelphia Big 5 first-team member as a junior and a senior. During his three varsity seasons, Penn had records of 25-2, 28-1 and 25-3. He captained the 1972 squad and was awarded the Class of 1915 Award as that member of the senior class who most closely approaches the ideal University of Pennsylvania student-athlete. A member of the Big 5 Hall of Fame since 1977, Morse was drafted by the NBA's Buffalo Braves, but opted to play professionally in Europe, playing most of his career in Italy.

Francis T. Murray

"Franny" Murray was a two-sport All-America, 1937 winner of the Class of 1915 Award, and a former University of Pennsylvania Athletic Director when the Ivy League began to take shape. On the gridiron, Murray was a member of the "Destiny Backfield" of 1936 and excelled as a ball carrier and a control kicker, and was named the "best coffin corner kicker in the nation." In 1937, he participated in the East-West Shrine game. Following his graduation, Murray continued to play in Franklin Field, competing for two years with the Philadelphia Eagles in 1939 and 1940. Murray was also an outstanding guard on the hardwood, and was named a Helms Foundation basketball All-American in 1937. Statistically, he was the best defensive guard in what would be the Ivy League, with the fewest points being scored on him. Named in 1950 as Penn's first Director of Athletics, Murray was an adept administrator, leading Penn into the Ivy League. He also advocated freedom of television airwaves to the NCAA in 1949, a proposition that was defeated.

Jeff Neuman

Jeff Neuman was the Quakers' second-leading scorer in 1965-66, averaging 18.8 points per game and finished his senior campaign with first-team All-Ivy League and first-team All-Big 5 accolades. Neuman picked up Jewish All-America and UPI honorable mention All-America honors, as well as being named the Arthur Kiefaber Most Valuable Player for Penn. During his tenure on The Palestra hardwood, Neuman led the Quakers from the free-throw line three-consecutive seasons and was ranked seventh in the nation in free throw accuracy with an 86.6 percentage in his senior campaign. Neuman graduated with 1,187 career points, which is currently 20th on the all-time Penn list.

Stan Pawlak

Although Stan Pawlak was a three-time All-Ivy honoree and three-time leading scorer for the Quakers, he saved his best for last. The 1965-66 season saw Pawlak earn his stripes and, eventually, a place in the history books. Pawlak averaged 23.2 points per game as a senior and shot 48.7 percent from the field. He recorded team-highs in points when he exploded against La Salle for 37 on January 12, 1966, and field goals with 15, in the same game. He still stands fourth all-time in points per game (37), fourth in career field goals made (606), and third in career scoring average (20.3 ppg) at Penn. He was named an honorable mention All-America, South Jersey Basketball Player of the Year (Westmont, N.J.), and an All-ECAC honoree.

H. Raymond "Dutch" Peck

Hubert Raymond Peck, affectionately known as "Dutch," has maintained his position as one of the greatest guards in Penn basketball history for nearly a century now. After a year on the freshman squad, Dutch got right to making an impact. His consistently strong guarding, combined with his field goal shooting, made him the heart of the Quaker team. He started a Penn basketball dynasty his sophomore year when he led the team to the first of three-consecutive Eastern Intercollegiate League titles (1918-1920). As a two-time captain, he led the great 1919-1920 Penn squad through an undefeated season and then, in a three-game playoff, the Quakers defeated the University of Chicago—champion of the Western Conference—to be crowned "National Champions." In 1920, "Dutch" was named to the very first college All-America basketball team, as well as the All-Collegiate, All-Star Quintet.

Tony Price

Tony Price saved his best for last as a Penn basketball player, leading the 1978-79 Quakers to championships of the Ivy League



and Philadelphia Big 5, the championship of the NCAA Tournament's Eastern Regional, and Penn's only appearance in the NCAA Final Four. Price led Penn in scoring (633) and rebounding (279) as a senior, and a 21-5 regular-season record. He then paced the Quakers through an amazing run in the NCAA Tournament. Price scored 27 points in a 73-69 win over Iona in the first round, then followed that up with 25 points in a 72-71 victory over North Carolina. He finished the run with 20 points against Michigan State and 31 against DePaul in the national semifinal and third-place game, respectively. Price was named Ivy League and Big 5 Player of the Year as a senior, and was voted into the Big 5 Hall of Fame in 1985.

John Edgar Wideman

The definition of scholar-athlete, Wideman received accolades from the Big 5 and Ivy League, as well as three very prestigious academic honors. On the court, Wideman moved up to varsity his sophomore year, when he scored in double figures several times. A co-captain his junior year and sole captain in 1962, he led the Quakers to a combined 20-8 Ivy League record and a Big 5 championship. He garnered first-team All-Ivy status his senior year to complement his All-Big 5 honors. He is currently enshrined in the Big 5 Hall of Fame. Off the court, Wideman was just the second African-American to become a Rhodes Scholar. In addition, he was a Ben Franklin Scholar and a member of Phi Beta Kappa. In 1967, Wideman returned to Penn as an assistant professor of English, and in 1972 he left to pursue his now illustrious writing career.

Dave Wohl

Dave Wohl led Penn into the 1970s, its decade of fame. His first year playing varsity, Wohl led the Quakers with 16.1 points per game and 91 assists. His junior season, Wohl dished 3.8 assists per game; and then surpassed that with 5.2 assists per game in 1971, his senior season. During those two years, Wohl amassed 823 points and raised his free-throw percentage to 83.7 percent. For his career, Wohl averaged 15.1 points per game, and his total of 345 assists is sixth all-time at Penn. Along with Steve Bilsky, the tandem formed one of the best backcourts in Philadelphia Big 5 history. Wohl was also an integral part of the No. 3-ranked Penn 1971 Quakers, who went to the East Regional final of the NCAA Tournament and ranked third. During his three years on the varsity squad, the Quakers compiled a 68-13 record with just one regular-season loss in his final two seasons. A member of the Big 5 Hall of Fame since 1975, Wohl played pro for seven years and was head coach of the New Jersey Nets for three seasons.


All-Time Captains

Penn Men's Basketball

1897	0-1	None	1961-62	17-8	Bob Purdy, John Wideman
1901-02	7-2-1	R. B. Smith	1962-63	19-6	John Wideman
1902-03	8-6-1	Michael Bennett	1963-64	14-10	Ramon Carazo
1903-04	10-4	Michael McCrudden	1964-65	15-10	Bruce Moore
1904-05	8-15	George Lawrence	1965-66	19-6	Jeff Neuman, Stan Pawlak
1905-06	16-4	George Flint	1966-67	11-14	Frank Burgess
1906-07	15-8	George Flint	1967-68	9-17	Thomas Northrup
1907-08	23-4	J. A. Fitzpatrick	1968-69	15-10	None
1908-09	19-6	Charles Keinath	1969-70	25-2	Ken Cohen, Jim Murphy, Karl Robbins
1909-10	11-10	Harry McNichol			
1910-11	15-8	W. L. Marks	1970-71	28-1	Game captains
1911-12	10-7	By Walton	1971-72	25-3	Corky Calhoun, Bob Morse
1912-13	6-12	Lon Jourdet			
1913-14	4-12	Charles Seelbach	1972-73	21-7	Phil Hankinson, Craig Littlepage
1914-15	9-10	Charles Seelbach			
1915-16	11-7	Edward McNichol	1973-74	21-6	Bill Finger, John Jablonski, Whitey Varga
1916-17	11-7	Edward McNichol			
1917-18	18-2	Lou Martin	1974-75	23-5	Ron Haigler
1918-19	15-1	Lawrence R. Davis	1975-76	17-9	Mark Lonetto
1919-20	22-1	Herbert "Dutch" Peck	1976-77	18-8	Henry Johnson, Mark Lonetto
1920-21	21-2	Daniel McNichol			
1921-22	24-3	William Graves	1977-78	20-8	Tom Crowley, Stan Greene, Keven McDonald
1922-23	14-11	Alvard Voegelin			
1923-24	18-8	James Carmack	1978-79	25-7	Tony Price, Bobby Willis
1924-25	17-5	William Kneass			
1925-26	14-7	Paul Davenport	1979-80	17-12	James Salters
1926-27	16-10	Paul Davenport	1980-81	20-8	Ken Hall
1927-28	22-5	Eugene Connell	1981-82	17-10	Paul Little
1928-29	20-6	Joseph Schaaf	1982-83	17-9	Michael Brown, Paul Little
1929-30	20-6	Edward Lobley			
1930-31	9-17	James Peterson	1983-84	10-16	Willie Oliphant, Karl Racine
1931-32	10-11	Leonard Tanseer			
1932-33	12-6	Lester Klempner	1984-85	13-14	Karl Racine
1933-34	16-3	Francis O'Donnell	1985-86	15-11	Chris Borrillo, Chris Elzey
1934-35	16-4	Robert Freeman			
1935-36	12-9	Francis Murray	1986-87	13-14	Perry Bromwell, Chris Elzey, Bruce Lefkowitz
1936-37	17-3	Roger Hanger, Francis Murray	1987-88	10-16	Tyrone Pitts
		Robert Dougherty	1988-89	13-13	Walt Frazier, Jr.
1937-38	8-10	H. Payson Brickley	1989-90	12-14	Tyrone Gilliams, Jerry Simon
1938-39	7-11	Gerald Seeders			
1939-40	5-13	Henry Soleliac	1990-91	9-17	Scott Schewe
1940-41	5-12	Henry Soleliac	1991-92	16-10	Paul Chambers
1941-42	9-9	Charles Viguers	1992-93	22-5	None
1942-43	14-7	Francis Crossin	1993-94	25-3	Barry Pierce
1943-44	10-4	Howard Dallmar	1994-95	22-6	Jerome Allen
1944-45	12-5	Thomas Upton	1995-96	17-10	Ira Bowman, Tim Krug
1945-46	7-10	Francis Crossin			
1946-47	14-8	Stanley Novak	1996-97	12-14	Jamie Lyren
1947-48	10-14	Robert Carlson	1997-98	17-12	Garett Kreitz
1948-49	15-8	Phillips Harman	1998-99	21-6	Michael Jordan, Paul Romanczuk, Jed Ryan
1949-50	11-14	Hugh Jeffries			
1950-51	19-8	Donald Scanlon	1999-2000	21-8	Michael Jordan, Matt Langel
1951-52	21-8	Ernie Beck, Thomas Holt			
1952-53	22-5	Richard Heylman	2000-01	12-17	Geoff Owens
1953-54	17-8	Karl Hoagland, Barton Leach	2001-02	25-7	None
1954-55	19-6	Francis Mulroy, Joseph Sturgis	2002-03	22-6	Koko Archibong, Andrew Toole
		Louis Bayne	2003-04	17-10	Adam Chubb, Charlie Copp, Jeff Schiffler
1955-56	12-13	Dick Censits	2004-05	20-9	Tim Begley
1956-57	7-19	Joseph Bowmann, George Schmidt	2005-06	20-9	Eric Osmundson
1957-58	13-12	Joseph Cook	2006-07	22-9	Steve Danley, Ibrahim Jaaber, Mark Zoller
1958-59	12-14	Robert Mlkvy	2007-08	13-18	Brian Grandieri
1959-60	14-11				
1960-61	16-9				



The early heyday of Penn basketball occurred under Lon Jourdet, who had two tenures as head coach. The first ran from 1914-15 to 1919-20, during which he led the Quakers to three Eastern Intercollegiate League (EIL) titles. The second came a decade later, ran for 13 seasons, and included three more EIL championships.



Howard Dallmar served double duty in the late 1940s, playing for the professional Philadelphia Warriors and also coaching the Penn basketball team. In 1953, Dallmar was on the bench when the Quakers went 22-5, won the Eastern Intercollegiate League title and earned their first NCAA Tournament bid.

NO COACH (5 seasons)

YEAR	W	L	Home	Away	Neut.
1897	0	1			
1902	7	2 (1 tie)			
1903	8	6 (1 tie)			
1903-04	10	4			
1904-05	8	15			

R.B. SMITH (4 seasons)

YEAR	W	L	Home	Away	Neut.
1905-06	16	4	7-1	9-3	
1906-07	15	8	7-1	8-7	
1907-08	23	4	10-2	13-2	
1908-09	19	6	9-2	10-4	
TOTAL	73	22	33-6	40-16	

CHARLES "KID" KEINATH (3 seasons)

YEAR	W	L	Home	Away	Neut.
1909-10	11	10	—	—	
1910-11	15	8	—	—	
1911-12	10	7	—	—	
TOTAL	36	25			

ARTHUR KIEFABER (2 seasons)

YEAR	W	L	Home	Away	Neut.
1912-13	6	12	—	—	
1913-14	4	12	—	—	
TOTAL	10	24			

LON JOURDET (19 seasons)

YEAR	W	L	Home	Away	Neut.
1914-15	9	10	—	—	
1915-16	11	7	—	—	
1916-17	11	7	—	—	
1917-18	19	2	10-1	9-1	
1918-19	15	1	—	—	
1919-20	22	1	15-0	7-1	
1930-31	9	17	8-9	1-8	
1931-32	10	11	8-6	2-5	
1932-33	12	6	10-3	2-3	
1933-34	16	3	11-1	5-2	
1934-35	16	4	11-2	5-2	
1935-36	12	9	10-4	2-5	
1936-37	17	3	11-3	6-0	
1937-38	8	10	6-5	2-5	
1938-39	7	11	4-7	3-4	
1939-40	5	13	4-7	1-6	
1940-41	5	12	4-6	1-6	
1941-42	9	9	7-4	2-5	
1942-43	14	7	9-4	5-3	
TOTAL	227	143	128-62	53-56	

EDWARD McNICHOL (10 seasons)

YEAR	W	L	Home	Away	Neut.
1920-21	21	2	—	—	
1921-22	24	3	18-1	6-2	
1922-23	14	11	—	—	
1923-24	18	8	—	—	
1924-25	17	5	14-1	3-4	
1925-26	14	7	11-3	3-4	
1926-27	16	10	13-5	3-5	
1927-28	22	5	16-5	6-0	
1928-29	20	6	14-2	6-4	
1929-30	20	6	14-5	6-1	
TOTAL	186	63	100-22	33-20	

DONALD KELLETT (4 seasons)

YEAR	W	L	Home	Away	Neut.
1943-44	10	4	5-2	5-2	
1944-45	12	5	5-2	7-3	
1946-47	14	8	12-3	2-5	
1947-48	10	14	7-8	3-6	
TOTAL	46	31	29-15	17-16	

ROBERT DOUGHERTY (1 season)

YEAR	W	L	Home	Away	Neut.
1945-46	7	10	3-3	4-7	

HOWARD DALLMAR (6 seasons)

YEAR	W	L	Home	Away	Neut.
1948-49	15	8	9-4	6-4	
1949-50	11	14	8-5	3-9	
1950-51	19	8	13-3	6-5	
1951-52	21	8	12-2	9-6	
1952-53	22	5	14-0	8-5	
1953-54	17	8	9-4	8-4	
TOTAL	105	51	65-18	40-33	

Ivy*	Place	Big 5	Place
9-1*	1st		
6-4*	3rd		
8-0*	1st		
23-5			
5-3*	2nd		
6-4*	3rd		
11-7			
3-5*	t-3rd		
2-8*	5th		
5-13			
3-7*	5th		
9-2*	1st		
5-5*	3rd		
9-1*	1st		
10-0*	1st		
3-7*	5th		
2-8*	5th		
6-4*	3rd		
10-2*	1st		
11-2*	1st		
7-5*	2nd		
12-0*	1st		
7-5*	t-2nd		
6-6*	t-4th		
2-10*	7th		
3-9*	7th		
5-7*	t-4th		
6-6*	t-3rd		
105-86			
9-1*	1st		
8-3*	2nd		
3-7*	t-5th		
3-7*	5th		
6-4*	t-2nd		
5-5*	t-3rd		
5-5*	t-3rd		
8-3*	1st		
8-2*	1st		
7-3*	2nd		
62-40			
6-2*	2nd		
5-1*	1st		
7-5*	3rd		
5-7*	5th		
23-15			
4-4*	3rd		
8-4*	t-2nd		
4-8*	5th		
7-5*	3rd		
9-3*	2nd		
10-2*	1st		
10-4*	3rd		
48-26			

RAY STANLEY (2 seasons)

YEAR	W	L	Home	Away	Neut.	Ivy*	Place	Big 5	Place
1954-55	19	6	11-3	8-3		10-4*	t-1st		
1955-56	12	13	6-8	6-5		9-5	t-2nd	0-4	5th
TOTAL	31	19	17-11	14-8		19-19		0-4	

JACK McCLOSKEY (10 seasons)

1956-57	7	19	5-8	2-11		3-11	7th	0-4	5th
1957-58	13	12	8-5	5-7		8-6	4th	1-3	t-3rd
1958-59	12	14	6-8	6-6		5-9	5th	1-3	t-3rd
1959-60	14	11	9-4	5-7		8-6	t-3rd	2-2	3rd
1960-61	16	9	10-4	6-5		10-4	2nd	1-3	4th
1961-62	17	8	11-5	6-3		11-3	2nd	1-3	t-4th
1962-63	19	6	11-2	8-4		10-4	3rd	3-1	t-1st
1963-64	14	10	8-5	6-5		10-4	3rd	1-3	5th
1964-65	15	10	10-7	5-3		10-4	3rd	0-4	5th
1965-66	19	6	11-3	8-3		12-2	1st	2-2	3rd
TOTAL	146	105	89-51	57-54		87-53		12-28	

DICK HARTER (5 seasons)

1966-67	11	14	7-8	4-6		7-7	4th	0-4	5th
1967-68	9	17	5-8	4-9		4-10	6th	1-3	5th
1968-69	15	10	9-6	6-4		10-4	3rd	1-3	t-4th
1969-70	25	2	15-0	10-2		14-0	1st	4-0	1st
1970-71	28	1	13-0	15-1		14-0	1st	4-0	1st
TOTAL	88	44	49-22	39-22		49-21		10-10	

CHUCK DALY (6 seasons)

1971-72	25	3	12-1	13-2		13-1	1st	3-1	t-1st
1972-73	21	7	13-2	8-5		12-2	1st	4-0	1st
1973-74	21	6	14-2	7-4		13-1	1st	4-0	1st
1974-75	23	5	12-1	11-4		13-1	1st	3-1	2nd
1975-76	17	9	8-5	9-4		11-3	2nd	2-2	3rd
1976-77	18	8	13-1	5-7		12-2	2nd	3-1	t-1st
TOTAL	125	38	72-12	53-26		74-10		19-5	

BOB WEINHAUER (5 seasons)

1977-78	20	8	11-2	9-6		12-2	1st	2-2	t-3rd
1978-79	25	7	9-1	16-6		13-1	1st	3-1	t-1st
1979-80	17	12	10-3	7-9		11-3	1st	1-3	t-3rd
1980-81	20	8	11-2	9-6		13-1	t-1st	2-2	t-1st
1981-82	17	10	10-3	7-7		12-2	1st	1-3	t-4th
TOTAL	99	45	51-11	48-34		61-9		9-11	

CRAIG LITTLEPAGE (3 seasons)

1982-83	17	9	10-4	7-5		11-3	2nd	2-2	t-2nd
1983-84	10	16	6-8	4-8		7-7	4th	0-4	5th
1984-85	13	14	5-7	8-7		10-4	1st	0-4	5th
TOTAL	40	39	21-19	19-20		28-14		2-10	

TOM SCHNEIDER (4 seasons)

1985-86	15	11	10-5	5-6		9-5	2nd	1-3	t-4th
1986-87	13	14	7-8	6-6		10-4	1st	0-4	5th
1987-88	10	16	7-5	3-11		8-6	4th	1-3	4th
1988-89	13	13	8-4	5-9		9-5	3rd	1-3	t-4th
TOTAL	51	54	32-22	19-32		36-20		3-13	

FRAN DUNPHY (17 seasons)

1989-90	12	14	7-5	5-9		7-7	t-3rd	0-4	5th
1990-91	9	17	6-5	3-12		6-8	t-3rd	0-4	5th
1991-92	16	10	9-2	7-8		9-5	2nd	1-1	t-1st
1992-93	22	5	9-2	13-3		14-0	1st	1-1	t-2nd
1993-94	25	3	10-0	15-3		14-0	1st	2-0	t-1st
1994-95	22	6	10-2	12-4		14-0	1st	0-2	t-4th
1995-96	17	10	10-3	7-7		12-2	t-1st	1-1	t-2nd
1996-97	12	14	6-6	5-8		8-6	4th	0-2	t-4th
1997-98	17	12	10-2	6-4		10-4	2nd	1-1	t-1st
1998-99	21	6	10-2	10-2		13-1	1st	1-1	t-2nd
1999-2000	21	8	10-2	11-6		14-0	1st	1-3	t-4th
2000-01	12	17	7-5	5-9		9-5	t-2nd	0-4	5th
2001-02	25	7	11-3	11-2		11-3	t-1st	4-0	1st
2002-03	22	6	11-1	10-4		14-0	1st	3-1	2nd
2003-04	17	10	6-6	8-4		10-4	t-2nd	1-3	4th
2004-05	20	9	11-1	9-7		13-1	1st	2-2	3rd
2005-06	20	9	12-4	8-5		12-2	1st	1-3	t-4th
TOTAL	310	163	155-51	145-97		190-48		19-33	

GLEN MILLER (2 seasons)

2006-07	22	9	12-2	10-7		13-1	1st	2-2	3rd
2007-08	13	18	9-8	4-10		8-6	3rd	0-4	5th
TOTAL	35	27	21-10	14-17		21-7		2-6	



Chuck Daly inherited a program that was coming off arguably its best season ever when he took over the Penn reins in 1971-72. Daly kept things rolling at The Palestra, recording an all-time record of 125-38 (.767 winning percentage); going 74-10 (.881) against the Ivy League; and constructing a 19-5 (.792) mark against the Big 5 schools.



Fran Dunphy certainly cemented his name in the Penn annals during his 17-year tenure at The Palestra. During his time the Quakers won 310 games, making him the winningest coach in the program's history. He also departed with five undefeated seasons, 190 victories and a .798 winning percentage against the Ivy League.

*The first season of Ivy League basketball was 1955-56; prior to that, Penn competed in the Eastern Intercollegiate League (EIL).

Year-by-Year Team Statistics

PENN

Year.....	G	FG-FGA	Pct.	3FG-FGA	Pct.	FT-FTA	Pct.	Off-Def	Rbs/Avg.	F	A	TO	B	S	Points/Avg.
1955-56.....	N/A														
1956-57.....	.26	633-1,827	.346			569-893	.637		1,268/48.8	577					1,845/68.3
1957-58.....	N/A														
1958-59.....	N/A														
1959-60.....	.25	569-1,570	.362			391-569	.687		958/38.3	365					1,529/61.2
1960-61.....	.25	656-1,711	.383			460-647	.712		1,060/42.4	435					1,772/70.9
1961-62.....	.25	661-1,646	.401			451-643	.701		1,169/46.8	431					1,773/70.9
1962-63.....	.25	695-1,704	.408			457-669	.683		1,201/48.0						1,847/73.9
1963-64.....	.24	679-1,674	.406			322-508	.634		1,141/47.5						1,680/70.0
1964-65.....	.25	694-1,587	.437			403-590	.683		1,143/45.7						1,791/71.6
1965-66.....	.25	740-1,651	.448			415-622	.667		1,201/48.0	443					1,895/75.8
1966-67.....	.25	702-1,632	.430			448-668	.670		1,226/49.0	641					1,852/74.1
1967-68.....	.26	558-1,580	.353			416-648	.642		1,111/42.7	521					1,532/58.9
1968-69.....	.25	617-1,485	.415			441-625	.706		1,056/42.2	508					1,675/67.0
1969-70.....	.27	814-1,787	.456			554-761	.728		1,217/45.0	526					2,182/80.8
1970-71.....	.29	890-2,044	.435			582-763	.763		1,422/49.0	593					2,362/81.1
1971-72.....	.28	869-1,751	.496			454-643	.706		1,227/43.8	508					2,192/78.3
1972-73.....	.28	780-1,713	.455			341-460	.741		1,198/42.8	483					1,901/67.9
1973-74.....	.27	854-1,767	.483			337-470	.717		1,234/45.7	474					2,045/75.7
1974-75.....	.28	995-1,948	.511			367-516	.711		1,282/45.9	456					2,357/84.2
1975-76.....	.26	723-1,452	.498			422-579	.729		948/36.5	457					1,868/71.8
1976-77.....	.26	781-1,697	.460			326-474	.688		1,062/40.8	565					1,888/72.6
1977-78.....	.28	941-1,902	.495			375-540	.694		1,092/39.0	578					2,257/80.6
1978-79.....	.32	958-1,950	.491			511-697	.733		1,152/36.0	708	494				2,427/75.8
1979-80.....	.29	740-1,617	.457			394-558	.706		964/33.2	625	331				1,874/64.6
1980-81.....	.28	722-1,500	.481			432-619	.698		926/33.1	640	356				1,876/67.0
1981-82.....	.27	692-1,484	.466			362-541	.669		886/32.8	580	380	417	90	255	1,746/64.7
1982-83.....	.26	740-1,526	.485			373-535	.697		923/35.5	516	367	386	57	170	1,853/71.3
1983-84.....	.26	611-1,346	.454			393-545	.721		791-30.4	587	303	334	43	161	1,615/62.1
1984-85.....	.27	713-1,489	.479			406-573	.709		860/31.9	587	363	382	54	195	1,832/67.9
1985-86.....	.26	647-1,306	.495			477-669	.713		790/30.4	480	361	343	58	151	1,771/68.1
1986-87.....	.27	788-1,598	.493	68-160	.425	486-683	.712		1,001/37.1	529	376	417	83	189	2,130/78.9
1987-88.....	.26	640-1,462	.438	47-129	.364	428-649	.660	296-539	954/36.7	553	308	376	73	138	1,755/67.5
1988-89.....	.26	626-1,442	.434	94-274	.343	380-571	.666		955/36.7	563	317	337	62	150	1,726/66.4
1989-90.....	.26	654-1,501	.436	84-243	.346	445-644	.691	288-592	979/37.7	616	338	310	46	166	1,837/70.7
1990-91.....	.26	629-1,477	.426	157-402	.391	350-511	.685	268-523	875/33.7	561	308	354	40	154	1,765/67.9
1991-92.....	.26	667-1,470	.454	128-377	.340	435-614	.709	263-536	875/33.7	538	356	372	75	206	1,897/73.0
1992-93.....	.27	713-1,602	.445	197-491	.401	327-490	.667	290-624	1,001/37.1	479	397	315	93	196	1,950/72.2
1993-94.....	.28	753-1,698	.443	208-588	.354	425-598	.711		1,033/36.9	489	409	345	83	259	2,139/76.4
1994-95.....	.28	844-1,780	.474	247-606	.408	366-556	.658		1,075/38.4	453	510	343	91	243	2,301/82.2
1995-96.....	.27	636-1,560	.408	175-520	.337	407-629	.647	265-614	995/36.9	505	346	290	90	196	1,854/68.7
1996-97.....	.26	592-1,388	.427	192-530	.362	364-531	.685	223-602	825/31.7	500	318	344	72	163	1,740/66.9
1997-98.....	.29	719-1,558	.461	223-526	.424	419-616	.680	274-666	940/32.4	539	417	362	48	169	2,080/71.7
1998-99.....	.27	689-1,469	.469	208-529	.393	335-515	.650	297-698	995/36.9	432	412	350	81	149	1,921/71.1
1999-00.....	.29	707-1,565	.452	189-538	.351	339-526	.644	311-745	1,056/36.4	475	436	369	119	158	1,942/67.0
2000-01.....	.29	666-1,582	.421	223-639	.349	370-595	.622	352-697	1,049/36.2	556	405	404	98	159	1,925/66.4
2001-02.....	.32	815-1,701	.479	266-668	.398	446-609	.732	265-770	1,035/32.3	559	564	421	107	208	2,342/73.1
2002-03.....	.28	668-1,432	.466	251-608	.413	371-523	.709	255-671	926/33.1	500	417	371	59	199	1,958/69.9
2003-04.....	.27	669-1,478	.453	236-594	.397	355-516	.688	293-648	941/34.9	482	432	368	72	172	1,929/71.4
2004-05.....	.29	684-1,580	.433	192-563	.341	422-640	.659	362-722	1,084/37.4	570	420	455	93	233	1,982/68.3
2005-06.....	.29	710-1,595	.445	196-607	.323	371-550	.675	302-617	919/31.7	532	413	382	78	283	1,987/68.5
2006-07.....	.31	836-1,712	.488	188-520	.362	437-658	.664	324-700	1,024/33.0	573	539	433	92	263	2,297/74.1
2007-08.....	.31	737-1,717	.429	156-489	.319	466-686	.679	355-702	1,057/34.1	638	425	491	125	192	2,096/67.6



OPPONENTS

Year.....	G	FG-FGA	Pct.	3FG-FGA	Pct.	FT-FTA	Pct.	Off-Def	Rbs/Avg.	F	A	TO	B	S	Points/Avg.
1955-56.....	N/A														
1956-57.....	.26	712-1,793	.397			569-882	.645		1,336/51.4	517					2,001/77.0
1957-58.....	N/A														
1958-59.....	N/A														
1959-60.....	.25	548-1,488	.368			370-507	.730		1,077/43.1	379					1,466/58.6
1960-61.....	.25	586-1,525	.384			415-614	.676		1,026/41.0	445					1,587/63.5
1961-62.....	.25	598-1,628	.368			394-560	.704		1,204/48.2	460					1,590/63.6
1962-63.....	.25	644-1,596	.404			378-577	.655		1,171/46.8						1,666/66.7
1963-64.....	.24	575-1,424	.404			412-607	.679		1,074/44.8						1,562/65.1
1964-65.....	.25	610-1,601	.381			452-635	.712		1,071/42.8						1,673/66.9
1965-66.....	.25	594-1,573	.377			380-560	.677		1,041/41.6	470					1,568/62.7
1966-67.....	.25	624-1,568	.398			537-769	.698		1,207/48.3	508					1,785/71.4
1967-68.....	.26	597-1,458	.409			455-677	.673		1,226/46.6	485					1,649/63.4
1968-69.....	.25	600-1,446	.415			453-666	.682		1,055/42.2	497					1,653/66.1
1969-70.....	.27	654-1,621	.403			482-670	.719		1,118/41.4	579					1,790/66.3
1970-71.....	.29	693-1,825	.379			552-786	.701		1,279/44.1	588					1,938/66.8
1971-72.....	.28	675-1,671	.403			430-632	.680		1,042/37.2	508					1,780/63.6
1972-73.....	.28	670-1,683	.398			266-414	.643		1,015/36.3	472					1,606/57.1
1973-74.....	.27	701-1,789	.392			289-433	.667		1,044/38.7	484					1,691/62.6
1974-75.....	.28	857-2,109	.406			275-415	.663		1,144/40.9	525					1,991/71.1
1975-76.....	.26	729-1,597	.456			280-415	.675		857/33.0	544					1,738/66.8
1976-77.....	.26	644-1,500	.429			435-595	.731		914/35.2	494					1,723/66.3
1977-78.....	.28	774-1,673	.463			458-623	.735		979/34.9	506					2,006/71.6
1978-79.....	.32	869-1,812	.479			541-737	.734		1,034/32.3	666	453				2,279/71.2
1979-80.....	.29	650-1,411	.461			506-713	.709		895/30.9	551	331				1,806/62.3
1980-81.....	.28	600-1,317	.456			498-717	.695		832/29.7	587	310				1,698/60.6
1981-82.....	.27	602-1,319	.456			443-656	.675		872/32.3	519	335	467	62	185	1,647/61.0
1982-83.....	.26	666-1,387	.480			395-553	.714		793/30.5	506	299	401	66	175	1,727/66.4
1983-84.....	.26	630-1,270	.496			469-681	.688		822/31.6	499	356	342	87	168	1,729/66.5
1984-85.....	.27	673-1,396	.482			470-675	.696		899/33.3	540	382	422	82	167	1,816/67.3
1985-86.....	.26	691-1,409	.490			371-490	.757		803/30.9	565	396	339	62	148	1,753/67.4
1986-87.....	.27	797-1,691	.471	141-337	.418	406-599	.678		945/35.0	598	418	359	79	199	2,141/79.3
1987-88.....	.26	710-1,498	.474	107-308	.347	438-644	.680	275-570	933/35.9	550	398	339	97	184	1,965/75.6
1988-89.....	.26	591-1,357	.436	145-362	.401	450-656	.686		903/34.7	521	344	332	85	161	1,777/68.4
1989-90.....	.26	623-1,376	.453	132-363	.364	471-703	.670	248-608	931/35.8	534	358	347	88	144	1,849/71.1
1990-91.....	.26	639-1,365	.468	141-382	.369	474-697	.680	250-568	897/34.5	463	363	343	103	166	1,893/72.8
1991-92.....	.26	631-1,388	.455	104-271	.384	415-602	.689	256-546	896/34.5	524	365	437	57	186	1,781/68.5
1992-93.....	.27	608-1,493	.407	130-379	.343	340-528	.644	270-603	971/36.0	446	351	388	90	133	1,686/62.4
1993-94.....	.28	643-1,551	.415	162-464	.349	351-534	.657		1,013/36.2	519	348	492	68	152	1,799/64.3
1994-95.....	.28	727-1,770	.411	159-498	.319	276-414	.667		1,082/38.6	495	380	453	91	182	1,889/67.5
1995-96.....	.27	603-1,488	.405	152-462	.329	346-527	.657	259-649	1,020/37.8	534	328	418	80	134	1,704/63.1
1996-97.....	.26	627-1,446	.434	133-424	.314	389-570	.682	319-657	976/37.5	463	355	351	66	182	1,776/68.3
1997-98.....	.29	728-1,590	.458	162-461	.351	391-572	.684	316-668	984/33.9	556	402	397	74	178	2,009/69.3
1998-99.....	.27	608-1,493	.407	160-500	.320	264-403	.655	268-592	860/31.9	509	337	335	74	164	1,640/60.7
1999-00.....	.29	637-1,592	.400	173-497	.348	295-442	.667	292-654	946/32.6	520	358	375	60	183	1,742/60.1
2000-01.....	.29	660-1,583	.417	189-544	.347	427-618	.691	319-700	1,019/35.1	545	379	355	80	238	1,936/66.8
2001-02.....	.32	728-1,771	.411	202-602	.336	386-537	.629	354-725	1,079/33.7	606	400	456	82	221	2,044/63.9
2002-03.....	.28	586-1,440	.407	178-520	.342	331-492	.673	263-597	860/30.7	527	339	401	61	192	1,681/60.0
2003-04.....	.27	636-1,480	.430	141-442	.319	304-450	.676	281-610	891/33.0	507	329	380	86	200	1,717/63.6
2004-05.....	.29	619-1,534	.404	177-531	.333	373-585	.638	301-651	952/32.8	583	331	465	98	216	1,788/61.7
2005-06.....	.29	609-1,450	.420	157-426	.269	369-521	.721	296-677	973/33.6	552	318	516	72	196	1,744/60.1
2006-07.....	.31	743-1,700	.437	194-541	.359	420-602	.698	354-680	1,034/33.4	619	395	497	101	220	2,100/67.7
2007-08.....	.31	804-1,744	.461	212-533	.398	488-699	.698	347-737	1,084/35.0	649	440	456	107	261	2,308/74.5



Points

Pts.	Player	Opponent	Date
47	Ernie Beck	Duke	12/30/52
45	Ernie Beck	Harvard	2/6/52
44	Hassan Duncombe	Navy	12/8/89
37	Matt Maloney	American	1/13/93
37	Hassan Duncombe	Colgate	1/20/90
37	Keven McDonald	Bonaventure	3/12/78
37	Stan Pawlak	La Salle	1/12/66
36	Matt Maloney	Brown	2/4/95
36	Keven McDonald	Yale	2/10/78
36	Stan Pawlak	Pitt	12/28/64

Field Goals Made

20	Hassan Duncombe	Navy	12/8/89
18	Ernie Beck	Dartmouth	1/27/51

Three-Point FG Made

10	Matt Maloney	Brown	2/4/95
8	Tim Begley	La Salle	12/4/04
8	Matt Langel	Brown	2/5/00
8	Matt Maloney	American	1/13/93
7	Jeff Schiffner	Harvard	2/21/03
7	Lamar Plummer	Maryland	12/9/00
7	Lamar Plummer	Harvard	2/23/01
7	Lamar Plummer	Dartmouth	2/24/01
7	Scott Kehler	Dartmouth	1/7/95
7	Jerome Allen	Temple	1/11/94
7	Jerry Simon	Brown	2/17/90
7	Garrett Kreitz	Yale	2/14/98
7	Jed Ryan	Yale	2/13/99

Three-Point FG Attempts

18	Matt Maloney	Temple	1/11/94
16	Matt Maloney	Florida	3/19/94
15	Matt Maloney	Northwestern	12/28/92
15	Matt Maloney	Harvard	2/18/95
14	Lamar Plummer	Dartmouth	2/23/01
14	Tim Begley	St. John's	12/28/03

Three-Point FG Percentage

100	Tim Begley (5-5)	Harvard	2/1/03
100	Ken Graf (5-5)	Dartmouth	3/1/91

Free Throws Made

Pct.	Player	Opponent	Date
17	Steve Bilsky	Columbia	1/5/70
17	Steve Bilsky	Columbia	2/8/69
17	Joe Sturgis	Iowa	12/17/54
17	Dick Censits	Harvard	2/22/56
17	Ernie Beck	Harvard	2/6/53

Free Throws Attempted

20	Bruce Lefkowitz	Dartmouth	1/11/86
20	Steve Bilsky	Columbia	2/8/69
20	Dick Censits	Harvard	2/22/56

◀ **Dick Censits**

Rebounds

32	Barton Leach	Harvard	2/18/55
28	Barton Leach	Syracuse	2/23/55
27	Frank Burgess	La Salle	12/21/66
27	Barton Leach	Brown	2/16/55
27	Barton Leach	Army	1/21/55
25	Joe Sturgis	Yale	1/2/54
24	Ernie Beck	Swarthmore	12/15/51
23	Four times		

Assists

13	Tim Begley	Lafayette	1/18/05
13	Dave Wohl	Brown	2/14/70
12	Paul Chambers	Columbia	2/8/92
12	John Wilson	Princeton	2/4/86
12	John Wilson	BGSU	12/27/85
12	Dave Wohl	Harvard	2/19/71
12	Dave Wohl	Syracuse	12/26/70
12	Francis Mulroy	Cornell	2/5/55
11	Seven times		

Blocked Shots

7	Tim Krug	Columbia	2/3/96
6	Tim Krug	Brown	1/12/96
6	Geoff Owens	Brown	2/14/97
6	Geoff Owens	Brown	3/3/00

Steals

9	Ibrahim Jaaber	Dartmouth	3/4/05
8	Ira Bowman	Dartmouth	2/17/95
8	John Wilson	Cornell	2/21/87
8	Ken Hall	Dartmouth	2/27/81



Matt Maloney holds the record for three-pointers made in a game; he hit 10 against Brown on February 4, 1995.

Single-Season Records

Penn Men's Basketball

Current players who have records are listed in **bold italics**

Points

No.	Player	Season
673	Ernie Beck	1952-53
633	Tony Price	1978-79
623	Keven McDonald	1977-78
606	Ron Haigler	1974-75
596	Ernie Beck	1951-52
579	Stan Pawlak	1965-66
565	Mark Zoller	2006-07
558	Ernie Beck	1950-51
544	Ugonna Onyekwe	2001-02
538	Stan Pawlak	1964-65
529	Ibrahim Jaaber	2005-06
529	Keven McDonald	1976-77

Scoring Average

Avg.	Player	Season
25.9	Ernie Beck	1952-53
23.2	Stan Pawlak	1965-66
22.3	Keven McDonald	1977-78
21.6	Ron Haigler	1974-75
21.5	Stan Pawlak	1964-65
21.2	Keven McDonald	1976-77
20.7	Ernie Beck	1950-51
20.6	Ernie Beck	1951-52

Field Goals Made

No.	Player	Season
259	Ron Haigler	1974-75
252	Keven McDonald	1977-78
244	Tony Price	1978-79
237	Stan Pawlak	1965-66
220	Phil Hankinson	1972-73
215	Ugonna Onyekwe	2001-02


Field Goal Percentage

(minimum 150 attempts)

Pct.	Player	Season	M-A
63.3	Matt White	1978-79	157-248
60.6	Bruce Lefkowitz	1986-87	183-302
60.1	Paul Romanczuk	1998-99	113-188
59.6	Geoff Owens	2000-01	102-171
58.7	Bruce Lefkowitz	1985-86	105-179
58.4	Bruce Lefkowitz	1984-85	90-154
57.4	Michael Brown	1982-83	148-248
57.1	Tom Crowley	1977-78	96-168
57.0	Corky Calhoun	1971-72	137-240

Three-Point FG Made

No.	Player	Season
95	Lamar Plummer	2000-01
91	Matt Maloney	1992-93
83	Tim Begley	2003-04
76	Tim Begley	2004-05
74	Jeff Schiffner	2002-03
72	Garett Kreitz	1996-97
71	Jed Ryan	1998-99
70	Matt Langel	1999-00



Ibrahim Jaaber graduated in 2007 holding the three best marks for steals in a season; not surprisingly, he is Penn's and the Ivy League's all-time leader in that category.

Three-Point FG Attempts

No.	Player	Season
239	Lamar Plummer	2000-01
205	Matt Maloney	1992-93
202	Matt Maloney	1993-94
198	Matt Maloney	1994-95
197	Tim Begley	2004-05
188	Jeff Schiffner	2003-04
182	Tim Begley	2003-04
177	Garett Kreitz	1996-97
180	Matt Langel	1999-00
168	Garett Kreitz	1997-98

Three-Point FG Percentage

(minimum 25 attempts)

Pct.	Player	Season	M-A
51.3	Kevin Egee	2006-07	20-39
50.9	Scott Kegler	1994-95	58-114
50.6	Perry Bromwell	1986-87	43-85
50.0	Matt Langel	1997-98	45-90
50.0	Brian Grandieri	2006-07	22-44
49.3	Jeff Schiffner	2002-03	74-150
49.1	Walt Frazier	1987-88	27-55
48.2	Tyrone Pitts	1986-87	13-27
47.8	Darren Smith	2006-07	22-46
46.2	Jed Ryan	1997-98	43-93

Free Throws Made

No.	Player	Season
183	Ernie Beck	1952-53
162	Steve Bilsky	1969-70
145	Bruce Lefkowitz	1985-86
145	Tony Price	1978-79
140	Bruce Lefkowitz	1986-87
151	Paul Romanczuk	1997-98

Free Throw Attempts

No.	Player	Season
233	Paul Romanczuk	1997-98
229	Ernie Beck	1952-53
201	Bruce Lefkowitz	1985-86
200	Steve Bilsky	1969-70
194	Tony Price	1978-79

Free Throw Percentage

(minimum 50 attempts)

Pct.	Player	Season	M-A
94.0	Chris Elzey	1984-85	47-50
89.7	Matt Maloney	1993-94	61-68
88.7	James Salters	1979-80	86-97
88.2	Jeff Schiffner	2002-03	67-76
87.7	John Beecroft	1972-73	57-65
87.3	John Beecroft	1973-74	55-63

Blocked Shots

No.	Player	Season	G (Avg.)
58	Geoff Owens	1998-99	2.23
54	Geoff Owens	1999-00	1.88
51	Hassan Duncombe	1988-89	1.96
48	Tim Krug	1995-96	1.70
47	Ugonna Onyekwe	1999-00	1.62
43	Geoff Owens	2000-01	1.48
41	Ugonna Onyekwe	2001-02	1.32

Rebounds

No.	Player	Season	G (Avg.)
556	Ernie Beck	1950-51	27 (20.6)
551	Ernie Beck	1951-52	29 (19.0)
450	Barton Leach	1954-55	25 (18.0)
450	Ernie Beck	1952-53	26 (17.3)
410	Joe Sturgis	1955-56	25 (16.4)
335	Joe Sturgis	1953-54	24 (14.0)
305	Richard Censits	1956-57	26 (11.7)

Assists

No.	Player	Season	G (Avg.)
162	David Klatsky	2000-01	29 (5.59)
162	Ibrahim Jaaber	2006-07	31 (5.23)
160	Jerome Allen	1994-95	28 (5.71)
151	Paul Chambers	1991-92	26 (5.80)
151	Dave Wohl	1971-72	29 (5.21)
142	Ira Bowman	1995-96	27 (5.26)
141	Michael Jordan	1999-00	29 (4.86)
138	Tim Begley	2004-05	29 (4.76)
133	Jerome Allen	1992-93	27 (4.92)
131	Michael Jordan	1997-98	27 (4.85)

Steals

No.	Player	Season	G (Avg.)
96	Ibrahim Jaaber	2005-06	29 (3.31)
90	Ibrahim Jaaber	2006-07	31 (2.90)
85	Ibrahim Jaaber	2004-05	29 (2.93)
62	Matt Maloney	1993-94	28 (2.21)
57	Ira Bowman	1995-96	27 (2.11)
57	Anthony Arnolie	1983-84	26 (2.19)
56	Ira Bowman	1994-95	28 (2.00)
55	Mark Zoller	2006-07	31 (1.77)
54	Paul Chambers	1991-92	26 (2.08)

Record Book

Current players who have records are listed in **bold italics**

Scoring Average

Avg.	Player	Seasons
22.3	Ernie Beck	1951-53
20.8	Keven McDonald	1976-78
20.3	Stan Pawlak	1964-66
18.7	Ron Haigler	1973-75
17.5	Joseph Sturgis	1954-56


Field Goals Made

No.	Player	Seasons
704	Ernie Beck	1951-53
690	Ugonna Onyekwe	2000-03
668	Keven McDonald	1976-78
642	Ron Haigler	1973-75
606	Stan Pawlak	1964-66

Field Goal Percentage

(minimum 500 attempts)

Pct.	Player	Season	M-A
59.1	Matt White	1977-79	304-514
58.7	Bruce Lefkowitz	1984-87	487-829
56.5	Tyrone Pitts	1985-88	516-914
56.2	John Engles	1974-76	437-778
54.3	George Noon	1980-83	296-545



GEOFF OWENS left a significant imprint on the Penn career record book, swatting away 195 shots. That is 56 more than anyone else in program history.

1,000-Point Club

Points	Player	Seasons	Points	Player	Seasons
1,827	Ernie Beck	1951-53	1,245	Barry Pierce	1991-94
1,732	Ugonna Onyekwe	2000-03	1,236	Phil Hankinson	1971-73
1,644	Keven McDonald	1976-78	1,226	Dave Wohl	1969-71
1,604	Michael Jordan	1997-00	1,220	Richard Censits	1956-58
1,552	Ron Haigler	1973-75	1,187	Jeff Neuman	1964-66
1,517	Ibrahim Jaaber	2004-07	1,191	Matt Langel	1969-70
1,518	Jerome Allen	1992-95	1,179	Paul Romanczuk	1996-99
1,501	Stan Pawlak	1964-66	1,165	Tim Begley	2002-05
1,443	Bruce Lefkowitz	1984-87	1,124	Koko Archibong	2000-03
1,429	Mark Zoller	2004-07	1,116	Paul Little	1980-83
1,381	Bob Morse	1970-72	1,108	Steve Bilsky	1969-71
1,333	Herb Lyon	1946, 1948-50	1,081	Jeff Schiffner	2001-04
1,322	Tony Price	1977-79	1,076	Richard Heylman	1953-54
1,301	Tyrone Pitts	1985-88	1,066	Corky Calhoun	1970-72
1,292	Joe Sturgis	1954-56	1,038	John Engles	1974-76
1,265	Perry Bromwell	1985-87	1,033	Barton Leach	1953-55
1,248	Matt Maloney	1993-95	1,009	Hassan Duncombe	1988-90

Three-Point FG Made

No.	Player	Seasons
253	Tim Begley	2002-05
244	Matt Maloney	1993-95
220	Jeff Schiffner	2001-04
201	Matt Langel	1997-00
199	Garett Kreitz	1995-98

Three-Point FG Attempts

No.	Player	Seasons	G
605	Matt Maloney	1993-95	113
602	Tim Begley	2002-05	116
524	Jeff Schiffner	2001-04	108
519	Jerome Allen	1992-95	109
491	Garett Kreitz	1995-98	93

Three-Point FG Percentage

(minimum 50 attempts)

Pct.	Player	Seasons	M-A
50.6	Perry Bromwell	1985-87	43-85
46.8	Scott Kegler	1992-95	116-248
42.0	Tim Begley	2002-05	253-602
42.0	Jeff Schiffner	2001-04	220-524
41.7	Jed Ryan	1996-99	151-362
41.4	Kevin Egee	2005-present	48-116

Free Throws Made

No.	Player	Seasons
469	Bruce Lefkowitz	1984-87
434	Richard Censits	1956-58
426	Joseph Sturgis	1954-56
419	Ernie Beck	1951-53

Free Throw Percentage

(minimum 150 attempts)

Pct.	Player	Seasons	M-A
84.8	Chris Elzey	1984-87	195-230
84.8	John Beecroft	1973-75	156-184
83.7	Dave Wohl	1969-71	288-344
83.7	James Salters	1978-80	180-215
81.9	Bob Purdy	1961-63	212-259

Rebounds

No.	Player	Seasons	Avg.
1,557	Ernie Beck	1951-53	19.0
1,066	Barton Leach	1953-55	14.8
1,064	Joseph Sturgis	1954-56	14.4
867	Richard Censits	1956-58	11.4
856	Ron Haigler	1973-75	10.3

Blocked Shots

No.	Player	Seasons	Avg.
195	Geoff Owens	1997-01	1.77
139	Ugonna Onyekwe	2000-03	1.12
138	Tim Krug	1993-96	1.26
127	Hassan Duncombe	1988-90	1.63

Assists

No.	Player	Seasons	Avg.
505	Jerome Allen	1992-95	4.63
469	Michael Jordan	1997-00	4.30
427	Tim Begley	2002-05	3.68
396	Paul Chambers	1989-92	4.95
387	David Klatsky	2000-03	3.28

Steals

No.	Player	Seasons	Avg.
303	Ibrahim Jaaber	2004-07	2.66
166	Jerome Allen	1992-95	1.52
147	Michael Jordan	1997-00	1.28
141	Mark Zoller	2004-07	1.23
134	Paul Chambers	1989-92	1.68
125	Ugonna Onyekwe	2000-03	1.06
124	Tim Begley	2002-05	1.06
117	Anthony Arnoli	1982-85	1.18



The Last Time...

Penn Men's Basketball

A Penn Player...

Was Ivy League Player of the Year	2006-07 (Ibrahim Jaaber)
Was Ivy League Rookie of the Year	2007-08 (Tyler Bernardini)
Was named first-team All-Ivy	2006-07 (Ibrahim Jaaber, Mark Zoller)
Was Philadelphia Big 5 Player of the Year	2006-07 (Ibrahim Jaaber)
Was Philadelphia Big 5 Rookie of the Year	2007-08 (Tyler Bernardini)
Was named first-team All-Philadelphia Big 5	2006-07 (Ibrahim Jaaber, Mark Zoller)
Scored 40 or more points in a game	12/8/1989 (44 by Hassan Duncombe vs. Navy)
Scored 30 or more points in a game	12/23/2006 (32 by Ibrahim Jaaber at Seton Hall)
Averaged 20 points in a season	1977-78 (Keven McDonald, 22.3 ppg/28 games)
Had 20 or more rebounds in a game	2/27/1987 (20 by Bruce Lefkowitz vs. Brown)
Had 15 or more rebounds in a game	3/2/2007 (17 by Mark Zoller vs. Yale)
Averaged 10 rebounds in a season	1973-74 (Ron Haigler, 10.6 rpg/27 games)
Had 20 points/20 rebounds in a game	2/27/1987 (31/20 by Bruce Lefkowitz vs. Brown)
Made 7 three-pointers in a game	12/4/2004 (8 by Tim Begley vs. La Salle)
Made 15 field goals in a game	1/20/1990 (15 by Hassan Duncombe vs. Colgate)
Made 15 free throws in a game	12/2/2005 (15 by Ibrahim Jaaber vs. Navy)
Shot 100% from the field (minimum five attempts)	2/16/2007 (Brian Grandieri 8-for-8 vs. Columbia)
Shot 100% from the free throw line (minimum eight attempts)	3/7/08 (Harrison Gaines 8-for-8 vs. Cornell)
Had 10 or more assists in a game	11/20/07 (12 by Harrison Gaines vs. The Citadel)
Had six or more blocked shots in a game	3/3/2000 (6 by Geoff Owens vs. Brown)
Had eight or more steals in a game	3/4/2005 (9 by Ibrahim Jaaber vs. Dartmouth)

Penn...

Defeated an AP Top 10 opponent	11/23/1998 (Penn 73, #7 Temple 70)
Played the AP's No. 1 team at The Palestra	12/4/2007 (#1 North Carolina 106, Penn 71)
Played the AP's No. 1 team	12/4/2007 (#1 North Carolina 106, Penn 71)
Played an AP Top 25 team	12/4/2007 (#1 North Carolina 106, Penn 71)
Won an Ivy League championship	2006-07 (13-1)
Played in the NCAA Final Four	1978-79 (lost national semifinal)
Ranked in the AP Top 25	week of 1/16/1995 (#25)
Ranked in the AP Top 10	week of 3/4/1975 (#10)
Had a 10-game winning streak	2006-07 (10 straight from 2/9/07 to 3/6/07)
Had a 15-game winning streak	2002-03 (15 straight from 1/28/03 to 3/11/03)
Had a 20-game winning streak	1970-71 (28 straight from 12/2/71 to 3/18/71)
Scored 100 points	1/16/2006 (Penn 105, Lafayette 73)
Scored 50 points in a half	2/23/2008 (51 in second half at Harvard)
Scored fewer than 50 points	3/1/08 (Penn 43, at Brown 75)
Scored fewer than 40 points	12/29/07 (Penn 30, at Florida Gulf Coast 60)
Scored fewer than 20 points in a half	3/1/2008 (14 in first half at Brown)
Scored fewer than 10 points in a half	12/29/2007 (6 in first half at Florida Gulf Coast)
Defeated an opponent by 40 or more points	1/13/2006 (Penn 84, Cornell 44)
Won in overtime	3/4/2006 (Penn 74, Brown 68)
Lost in overtime	11/9/2007 (Drexel 67, Penn 59)

An Opponent...

Scored 100 points in The Palestra	12/4/2007 (North Carolina 106, at Penn 71)
Scored 100 points	12/4/2007 (North Carolina 106, at Penn 71)
Scored fewer than 20 points in a half	3/6/2007 (17 by Princeton, 1st half)
Scored fewer than 50 points	3/6/2007 (Penn 64, Princeton 48)
Scored fewer than 40 points	2/13/2007 (Penn 48, Princeton 35)
Scored fewer than 10 points in a half	1/28/2000 (9 by Columbia, 1st half)
Won by 40 or more points	1/19/2008 (Sain Joseph's 82, Penn 42)
Won by 30 or more points	3/1/2008 (Brown 75, Penn 43)
Individual scored 40 or more points in a game	2/10/1990 (41 by Ralph James of Harvard)
Individual scored 30 or more points in a game	11/7/2007 (36 by Eugene Myatt of Howard)
Individual with 15 or more rebounds in a game	3/16/1995 (19 by Antonio McDyeess of Alabama)
Individual with 10 or more assists in a game	12/23/2006 (11 by Eugene Harvey of Seton Hall)
Individual with six or more blocked shots in a game	2/23/1999 (7 by Malik Allen of Villanova)
Individual with six or more steals in a game	2/15/2008 (7 by Damon Huffman of Brown)

Ugonna Onyekwe (right) graduated as a two-time Ivy League Player of the Year and finished as Penn's second all-time leading scorer with 1,732 points.



Scoring

Year	Player	G	Pts.	Avg.	Year	Player	G	Pts.	Avg.
1924-25	James Carmack	22	148	6.7	1966-67	Tom Northrup	25	302	12.1
1925-26	Roger Lindsay	21	104	5.0	1967-68	Tom Northrup	26	297	11.4
1926-27	Paul Davenport	23	163	7.1	1968-69	Dave Wohl	25	403	16.1
1927-28	Joseph Schaaf	27	327	12.1	1969-70	Bob Morse	27	429	15.9
1928-29	Joseph Schaaf	26	273	10.5	1970-71	Bob Morse	29	446	15.4
1929-30	Leonard Tanseer	24	150	6.3	1971-72	Bob Morse	28	506	18.1
1930-31	Harold Sander	26	134	5.2	1972-73	Phil Hankinson	28	512	18.3
1931-32	Leonard Tanseer	21	111	5.3	1973-74	Ron Haigler	27	471	17.4
1932-33	Robert Freeman	18	139	7.7	1974-75	Ron Haigler	28	606	21.6
1933-34	Kenneth Hashagen	19	133	7.0	1975-76	Keven McDonald	26	492	18.9
1934-35	Robert Freeman	20	145	7.3	1976-77	Keven McDonald	25	529	21.2
1935-36	Roger Hanger	21	122	5.8	1977-78	Keven McDonald	28	623	22.3
1936-37	Roy Menzel	19	138	7.3	1978-79	Tony Price	32	633	19.8
1937-38	Robert Dougherty	18	165	9.2	1979-80	James Salters	29	422	14.6
1938-39	Tony Mischo	18	180	10.0	1980-81	Ken Hall	28	316	11.3
1939-40	Henry Soleliac	18	129	7.2	1981-82	Paul Little	27	313	11.6
1940-41	Sidney Levinson	17	126	7.4	1982-83	Michael Brown	26	355	13.7
1941-42	Charles Viguers	18	182	10.1	1983-84	Karl Racine	24	340	14.2
1942-43	Frank Crossin	21	237	11.3	1984-85	Perry Bromwell	27	412	15.3
1943-44	Frank Crossin	14	190	13.6	1985-86	Bruce Lefkowitz	25	355	14.2
1944-45	Howard Dallmar	17	179	10.5	1986-87	Bruce Lefkowitz	27	506	18.7
1945-46	Herbert Lyon	15	173	11.5	1987-88	Tyrone Pitts	26	451	17.4
1946-47	John Colbert	21	250	11.9	1988-89	Walt Frazier	26	462	17.8
1947-48	Herbert Lyon	23	344	15.0	1989-90	Hassan Duncombe	26	497	19.1
1948-49	Herbert Lyon	23	395	15.8	1990-91	Paul McMahan	26	358	13.8
1949-50	Herbert Lyon	25	421	16.8	1991-92	Barry Pierce	26	334	12.9
1950-51	Ernie Beck	27	558	20.7	1992-93	Matt Maloney	27	439	16.3
1951-52	Ernie Beck	29	596	20.6	1993-94	Jerome Allen	28	405	14.5
1952-53	Ernie Beck	26	673	25.9	1994-95	Matt Maloney	28	416	14.5
1953-54	Joe Sturgis	24	386	16.1	1995-96	Ira Bowman	27	444	16.4
1954-55	Barton Leach	25	452	18.1	1996-97	Garett Kreitz	26	330	12.7
1955-56	Joe Sturgis	25	464	18.6	1997-98	Michael Jordan	27	413	15.3
1956-57	Richard Csencsitz	26	460	17.7	1998-99	Michael Jordan	27	413	15.3
1957-58	Richard Csencsitz	25	393	15.7	1999-00	Michael Jordan	29	464	16.0
1958-59	George Schmidt	26	343	13.2	2000-01	Lamar Plummer	29	431	14.9
1959-60	Bob Mlkvy	25	472	18.9	2001-02	Ugonna Onyekwe	32	560	17.5
1960-61	Bob Mlkvy	25	358	14.3	2002-03	Ugonna Onyekwe	28	463	16.5
1961-62	John Wideman	25	330	13.2	2003-04	Jeff Schiffrer	27	389	14.4
1962-63	John Wideman	25	346	13.8	2004-05	Tim Begley	29	402	13.9
1963-64	Stan Pawlak	24	384	16.0	2005-06	Ibrahim Jaaber	29	529	18.2
1964-65	Stan Pawlak	25	538	21.5	2006-07	Mark Zoller	31	565	18.2
1965-66	Stan Pawlak	25	579	23.2	2007-08	Brian Grandieri	31	410	13.2

Rebounding

Year	Player	G	Reb.	Avg.
1959-60	Bob Mlkvy	25	250	10.0
1960-61	Bob Mlkvy	25	251	10.0
1961-62	John Wideman	25	189	7.6
1962-63	David Robinson	25	259	10.4
1963-64	John Hellings	24	208	8.7
1964-65	John Hellings	25	235	9.4
1965-66	Frank Burgess	24	215	9.0
1966-67	Frank Burgess	25	273	10.9
1967-68	Carl Robbins	24	187	7.8
1968-69	Jim Wolf	25	246	9.9
1969-70	Corky Calhoun	27	240	8.9
	Jim Wolf	27	240	8.9
1970-71	Corky Calhoun	29	248	8.6
1971-72	Phil Hankinson	28	232	8.3
1972-73	Ron Haigler	28	293	10.5
1973-74	Ron Haigler	27	286	10.6
1974-75	Ron Haigler	28	277	9.9
1975-76	Bill Jones	26	207	8.0
1976-77	Keven McDonald	25	230	9.2
1977-78	Tony Price	28	253	9.0
1978-79	Tony Price	32	279	8.7
1979-80	Vincent Ross	29	173	6.0
1980-81	George Noon	28	151	5.4
1981-82	Michael Brown	27	153	5.7
1982-83	Michael Brown	26	207	8.0
1983-84	Bruce Lefkowitz	25	143	5.7
1984-85	Bruce Lefkowitz	27	190	7.0
1985-86	Bruce Lefkowitz	25	194	7.8
1986-87	Bruce Lefkowitz	27	239	8.9
1987-88	Tyrone Pitts	26	181	7.0
1988-89	Hassan Duncombe	26	160	6.2
1989-90	Hassan Duncombe	26	199	7.7
1990-91	Vince Curran	26	171	6.6
1991-92	Vince Curran	26	170	6.5
1992-93	Eric Moore	27	178	6.6
1993-94	Shawn Trice	28	198	7.1
1994-95	Shawn Trice	28	196	7.0
1995-96	Tim Krug	27	239	8.9
1996-97	Paul Romanczuk	26	132	5.1
1997-98	Paul Romanczuk	29	184	6.3
1998-99	Geoff Owens	26	190	7.3
1999-00	Geoff Owens	29	212	7.3
2000-01	Ugonna Onyekwe	29	216	7.4
2001-02	Ugonna Onyekwe	32	192	6.0
2002-03	Ugonna Onyekwe	28	178	6.4
2003-04	Adam Chubb	27	203	7.5
2004-05	Mark Zoller	29	187	6.4
2005-06	Mark Zoller	28	205	7.3
2006-07	Mark Zoller	31	232	7.5
2007-08	Brian Grandieri	31	183	5.9




BRUCE LEFKOWITZ (24) is the only Penn basketball player to lead the Red and Blue in rebounding for four straight seasons. He began his streak as a freshman in 1983-84, grabbing 5.7 boards per game, and saved his best for last when he led the Quakers to the 1987 Ivy League title while averaging 8.9 boards per game.

Field Goal Percentage

Year	Player	M	A	Pct.
1959-60	Bob Mlkvy	178	437	40.7
1960-61	J.D. Graham	70	159	44.5
1961-62	Bob Purdy	107	236	45.3
1962-63	David Robinson	112	243	46.1
1963-64	Fred Greene	47	102	46.1
1964-65	Stan Pawlak	215	421	51.1
1965-66	Frank Burgess	71	134	52.9
1966-67	Jeff Osowski	74	153	48.4
1967-68	Carl Robbins	68	149	45.6
1968-69	Carl Robbins	57	127	44.9
1969-70	Bob Morse	174	347	50.1
1970-71	Phil Hankinson	104	210	49.9
1971-72	Corky Calhoun	137	240	57.1
1972-73	John Jablonski	58	116	50.0
1973-74	John Engles	163	318	51.3
1974-75	Bob Bigelow	155	275	56.4
1975-76	Bill Jones	107	198	54.0
1976-77	Keven McDonald	218	396	55.1
1977-78	Tom Crowley	96	168	57.1
1978-79	Matt White	157	248	63.3
1979-80	Michael Brown	56	107	52.3
1980-81	Vincent Ross	63	111	56.8
1981-82	George Noon	71	124	57.3
1982-83	Michael Brown	148	258	57.4
1983-84	Bruce Lefkowitz	109	194	56.2
1984-85	Bruce Lefkowitz	90	154	58.4
1985-86	Bruce Lefkowitz	105	179	58.7
1986-87	Bruce Lefkowitz	183	302	60.6
1987-88	Hassan Duncombe	88	161	54.7
1988-89	Hassan Duncombe	130	242	53.7
1989-90	Hassan Duncombe	208	384	54.2
1990-91	Barry Pierce	54	115	47.0
1991-92	Vince Curran	98	182	53.9
1992-93	Andy Baratta	57	116	49.1
1993-94	Shawn Trice	85	147	57.8
1994-95	Eric Moore	119	208	57.2
1995-96	Ira Bowman	149	328	45.4
1996-97	Paul Romanczuk	104	193	53.9
1997-98	Paul Romanczuk	127	233	54.5
1998-99	Paul Romanczuk	113	188	60.1
1999-00	Geoff Owens	101	198	51.0
2000-01	Geoff Owens	102	171	59.6
2001-02	Ugonna Onyekwe	220	399	55.1
2002-03	Ugonna Onyekwe	172	338	50.9
2003-04	Mark Zoller	98	175	56.0
2004-05	Mark Zoller	110	215	51.2
2005-06	Ibrahim Jaaber	190	362	52.5
2006-07	Mark Zoller	206	369	55.8
2007-08	Jack Eggleston	91	188	48.4

Free Throw Percentage

Year	Player	M	A	Pct.
1959-60	Bob Mlkvy	116	144	80.6
1960-61	Bob Mlkvy	90	111	81.1
1961-62	Bob Purdy	106	126	84.1
1962-63	Bob Purdy	110	134	82.1
1963-64	Jeff Neuman	74	104	71.2
1964-65	Jeff Neuman	112	129	86.8
1965-66	Jeff Neuman	127	179	70.9
1966-67	Steve Pearsall	62	82	75.6
1967-68	Steve Pearsall	72	93	77.4
1968-69	Dave Wohl	85	98	86.7
1969-70	Steve Bilsky	162	200	81.0
1970-71	Dave Wohl	119	141	84.4
1971-72	Bob Morse	92	111	82.9
1972-73	John Beecroft	57	65	87.7
1973-74	John Beecroft	55	63	87.3
1974-75	John Beecroft	46	56	82.1
1975-76	Mark Lonetto	86	106	81.1
1976-77	Keven McDonald	93	123	75.6
1977-78	Keven McDonald	119	162	73.5
1978-79	Tim Smith	78	91	85.7
1979-80	James Salters	86	97	88.7
1980-81	Ken Hall	82	96	85.4
1981-82	Michael Brown	66	88	75.0
1982-83	Paul Little	46	57	80.7
1983-84	Anthony Arnolie	82	94	87.2
1984-85	Chris Elzey	47	50	94.0
1985-86	Chris Elzey	81	93	87.1
1986-87	Perry Bromwell	102	130	78.5
1987-88	Walt Frazier	81	96	84.4
1988-89	Tyrone Gilliams	55	70	78.6
1989-90	Jerry Simon	93	113	82.3
1990-91	Paul Chambers	39	53	73.6
1991-92	Ken Graf	20	21	95.0
1992-93	Matt Maloney	52	67	77.6
1993-94	Matt Maloney	61	68	89.7
1994-95	Jerome Allen	84	118	71.2
1995-96	Donald Moxley	106	166	71.1
1996-97	Garett Kreitz	58	73	79.5
1997-98	Matt Langel	66	55	83.3
1998-99	Jed Ryan	40	46	87.0
1999-00	Michael Jordan	100	118	84.7
2000-01	David Klatsky	33	43	76.7
2001-02	Andrew Toole	69	79	87.3
2002-03	Jeff Schiffner	67	76	88.2
2003-04	Jeff Schiffner	79	94	79.8
2004-05	Ibrahim Jaaber	73	96	76.0
2005-06	Ibrahim Jaaber	93	129	72.1
2006-07	Mark Zoller	112	143	78.3
2007-08	Jack Eggleston	53	63	84.1



MARK ZOLLER (above) led Penn in field-goal percentage three times during his career, and was also its free-throw percentage leader last year; **KEVEN McDONALD** (below) led the Quakers in both categories in 1976-77, when he won Big 5 Player of the Year honors





Assists

(since 1978-79)

Year	Player	A	Avg.
1978-79	Bobby Willis	130	4.19
1979-80	Booney Salters	101	3.48
1980-81	Ken Hall	118	4.21
1981-82	Fran McCaffery	105	3.89
1982-83	Karl Racine	95	3.65
1983-84	Anthony Arnolie	68	2.62
1984-85	Karl Racine	119	4.41
1985-86	John Wilson	126	5.73
1986-87	John Wilson	83	4.37
1987-88	Walt Frazier	113	4.35
1988-89	Walt Frazier	94	3.62
1989-90	Paul Chambers	104	4.33
1990-91	Paul Chambers	115	4.42
1991-92	Paul Chambers	151	5.81
1992-93	Jerome Allen	133	4.93
1993-94	Jerome Allen	130	4.64
1994-95	Jerome Allen	160	5.71
1995-96	Ira Bowman	142	5.26
1996-97	Michael Jordan	72	2.77
1997-98	Michael Jordan	131	4.85
1998-99	Michael Jordan	125	4.63
1999-00	Michael Jordan	141	4.86
2000-01	David Klatsky	162	5.59
2001-02	Andrew Toole	101	3.61
2002-03	Tim Begley	80	2.86
2003-04	Tim Begley	113	4.19
2004-05	Tim Begley	138	4.76
2005-06	Steve Danley	84	3.00
2006-07	Ibrahim Jaaber	162	5.23
2007-08	Harrison Gaines	98	3.63

Steals

(since 1981-82)

Year	Player	S	Avg.
1981-82	Paul Little	51	1.89
	Fran McCaffery	51	1.89
1982-83	Karl Racine	30	1.15
1983-84	Anthony Arnolie	57	2.19
1984-85	Karl Racine	43	1.59
1985-86	John Wilson	29	1.32
1986-87	Perry Bromwell	41	1.52
1987-88	Walt Frazier	27	1.04
	Tyrone Pitts	27	1.04
1988-89	Walt Frazier	31	1.19
1989-90	Jerry Simon	46	1.77
1990-91	Paul Chambers	36	1.38
1991-92	Paul Chambers	54	2.08
1992-93	Matt Maloney	45	1.67
1993-94	Matt Maloney	62	2.21
1994-95	Ira Bowman	56	2.00
1995-96	Ira Bowman	57	2.11
1996-97	Garett Kreitz	37	1.42
1997-98	Michael Jordan	45	1.67
1998-99	Michael Jordan	32	1.19
1999-00	Michael Jordan	40	1.38
2000-01	David Klatsky	42	1.45
2001-02	Ugonna Onyekwe	37	1.16
2002-03	David Klatsky	36	1.29
2003-04	Tim Begley	33	1.22
2004-05	Ibrahim Jaaber	85	2.93
2005-06	Ibrahim Jaaber	96	3.31
2006-07	Ibrahim Jaaber	90	2.90
2007-08	Jack Eggleston	27	0.87

Blocked Shots

(since 1981-82)

Year	Player	S	Avg.
1981-82	Michael Brown	19	0.70
1982-83	Michael Brown	22	0.85
1983-84	A. Okorodudu	14	0.56
1984-85	Perry Bromwell	19	0.70
1985-86	Neil Bernstein	18	0.69
1986-87	John Stovall	28	1.12
1987-88	Hassan Duncombe	39	1.50
1988-89	Hassan Duncombe	51	1.96
1989-90	Hassan Duncombe	37	1.42
1990-91	Will McAllister	8	0.31
	Ray Marshall	8	0.31
1991-92	Shawn Trice	18	0.69
1992-93	Tim Krug	25	0.93
1993-94	Tim Krug	25	0.93
1994-95	Tim Krug	40	1.43
1995-96	Tim Krug	48	1.78
1996-97	Geoff Owens	40	1.53
1997-98	Paul Romanczuk	22	0.76
1998-99	Geoff Owens	58	2.23
1999-00	Geoff Owens	54	1.86
2000-01	Geoff Owens	43	1.48
2001-02	Ugonna Onyekwe	41	1.28
2002-03	Ugonna Onyekwe	21	0.75
2003-04	Adam Chubb	23	0.85
2004-05	Steve Danley	24	0.83
2005-06	Steve Danley	25	0.89
2006-07	Steve Danley	28	0.90
2007-08	Andreas Schreiber	28	0.90

3-Point FG Made

(since 1986-87)

Year	Player	S	Avg.
1986-87	Perry Bromwell	43	1.59
1987-88	Walt Frazier	27	1.04
1988-89	Walt Frazier	54	2.08
1989-90	Jerry Simon	53	2.04
1990-91	Ken Graf	57	2.19
1991-92	Ken Graf	38	1.46
1992-93	Matt Maloney	91	3.37
1993-94	Matt Maloney	66	2.36
1994-95	Matt Maloney	87	3.11
1995-96	Garett Kreitz	54	2.16
1996-97	Garett Kreitz	72	2.77
1997-98	Garett Kreitz	64	2.21
1998-99	Jed Ryan	71	2.63
1999-00	Matt Langel	70	2.41
2000-01	Lamar Plummer	96	3.31
2001-02	Jeff Schiffner	62	1.94
2002-03	Jeff Schiffner	74	2.64
2003-04	Tim Begley	83	3.07
2004-05	Tim Begley	76	2.62
2005-06	Ibrahim Jaaber	56	1.93
	Eric Osmundson	56	1.93
2006-07	Mark Zoller	41	1.32
2007-08	Tyler Bernardini	45	1.61

◀ **TIM BEGLEY** led the Quakers in assists three times, three-pointers made twice, and steals once during his career.

All-Time Team Awards

Penn Men's Basketball

First-Team All-America

1928-29 Joe Schaaf
 1944-45 Howard Dallmar
 1952-53 Ernie Beck

Arthur Kiefaber MVP Award

1928-29 Joseph Schaaf
 1929-30 Albert Brodbeck
 1930-31 James Peterson
 1931-32 Leonard Tanser
 1932-33 Vincent Walters
 1933-34 Kenneth Hashagen
 1934-35 Henry Kozloff
 1935-36 Francis Murray
 1936-37 Francis Murray
 1937-38 Robert Dougherty
 1938-39 Anton Mischo
 1939-40 Bruce Pearce
 1940-41 Henry Soleliac
 1941-42 Henry Soleliac
 1942-43 Francis Crossin
 1943-44 Stanley Novak
 1944-45 Robert Carlson
 1945-46 Herb Lyon
 1946-47 Francis Crossin
 1947-48 Herb Lyon
 1948-49 Herb Lyon
 1949-50 Herb Lyon
 1950-51 Ernie Beck
 1951-52 Ernie Beck
 1952-53 Ernie Beck
 1953-54 Barton Leach
 1954-55 Karl Hoagland
 1955-56 Joe Sturgis
 1956-57 Richard Csencsitz
 1957-58 George Schmidt
 1958-59 Allen Schwait
 1959-60 Robert Milkvy
 1960-61 Robert Milkvy
 1961-62 John Wideman
 1962-63 David Robinson
 1963-64 Ray Carazo
 John Hellings
 1964-65 Stan Pawlak
 1965-66 Jeff Neuman
 1966-67 Tom Northrup
 1967-68 Pete Andrews
 1968-69 Dave Wohl
 1969-70 Corky Calhoun
 1970-71 Dave Wohl
 1971-72 Corky Calhoun
 Robert Morse
 1972-73 Phil Hankinson
 1973-74 Ron Haigler
 1974-75 Ron Haigler
 1975-76 Keven McDonald
 1976-77 Keven McDonald
 1977-78 Keven McDonald
 1978-79 Tony Price
 1979-80 James Salters
 1980-81 Ken Hall
 1981-82 Michael Brown
 Paul Little

1982-83 Michael Brown
 1983-84 Karl Racine
 1984-85 Karl Racine
 Perry Bromwell
 1985-86 Perry Bromwell
 1986-87 Perry Bromwell
 Bruce Lefkowitz
 1987-88 Tyrone Pitts
 1988-89 Walt Frazier
 1989-90 Hassan Duncombe
 1990-91 Paul McMahon
 1991-92 Paul Chambers
 1992-93 Jerome Allen
 1993-94 Jerome Allen
 1994-95 Jerome Allen
 Matt Maloney
 1995-96 Ira Bowman
 1996-97 Michael Jordan
 1997-98 Michael Jordan
 1998-99 Michael Jordan
 1999-2000 Michael Jordan
 2000-01 Lamar Plummer
 2001-02 Ugonna Onyekwe,
 Koko Archibong
 2002-03 Ugonna Onyekwe
 2003-04 Jeff Schiffner
 2004-05 Tim Begley
 2005-06 Ibrahim Jaaber
 2006-07 Ibrahim Jaaber
 Mark Zoller
 2007-08 Brian Grandieri

Bus McDonald Award (Most Inspirational Player)

1938-39 Charles Diven
 1939-40 Bruce Pearce
 1940-41 Arnold Bernstein
 1941-42 Henry Soleliac
 1942-43 Lawrence Davis
 1943-44 Francis Crossin
 1944-45 Howard Dallmar
 1945-46 Thomas Upton
 1946-47 Francis Crossin
 1947-48 Stanley Novak
 1948-49 Robert Carlson
 1949-50 Harry Wettlaufer
 1950-51 Richard Dougherty
 1951-52 Donald Scanlon
 1952-53 Thomas Holt
 1953-54 Richard Heylman
 1954-55 Barton Leach
 1955-56 Thomas Smith
 1956-57 Gerald Nensel
 1957-58 Richard Csencsitz
 1958-59 George Schmidt
 1959-60 Joseph Cook
 1960-61 John Canzano
 1961-62 Geoffrey Sturm
 1962-63 John Wideman
 1963-64 Ray Carazo
 1964-65 Jeff Neuman
 1965-66 Stan Pawlak
 1966-67 Tom Northrup

1967-68 Karl Robbins
 1968-69 Decker Uhlhorn
 1969-70 Kenneth Cohen
 Jim Murphy
 1970-71 Jim Haney
 1971-72 Rob Billinslea
 1972-73 John Jablonski
 1973-74 Whitey Varga
 1974-75 Henry Johnson
 1975-76 John Engles
 1976-77 Stan Greene
 1977-78 Tony Price
 1978-79 Tony Price
 1979-80 James Salters
 1980-81 Ken Hall
 1981-82 Fran McCaffery
 1982-83 Paul Little
 1983-84 Brad Wynn
 1984-85 Karl Racine
 1985-86 Chris Elzey
 1986-87 John Wilson
 1987-88 Peter Bentivegna
 1988-89 Paul Chambers
 1989-90 Sean Dineen
 1990-91 Scott Schewe
 1991-92 Mike Milobsky
 1992-93 Andy Baratta
 1993-94 Andy Baratta
 1994-95 Scott Kegler
 1995-96 Cedric Laster
 1996-97 Jeff Goldstein
 1997-98 Geoff Owens
 1998-99 Paul Romanczuk
 1999-2000 Josh Sanger
 2000-01 Josh Sanger
 Geoff Owens
 2001-02 Dan Solomito
 2002-03 Andrew Coates
 2003-04 Charlie Copp
 2004-05 Eric Heil,
 Nameir Majette
 2005-06 Friedrich Ebede
 2006-07 Not Given
 2007-08 Joe Gill

Jack Saxenmeyer Award (Most Improved Player)

1968-69 Decker Uhlhorn
 1969-70 Ken Cohen
 1970-71 Jim Wolf
 1971-72 Alan Cotler
 1972-73 Larry Lewis
 1973-74 Henry Johnson
 1974-75 Bob Bigelow
 1975-76 Bill Jones
 1976-77 Matt White
 1977-78 Tony Price
 1978-79 Matt White
 1979-80 Angelo Reynolds
 1980-81 David Lardner
 1981-82 Avery Rawlings
 1982-83 James Wolf
 1983-84 Rick Maloney
 1984-85 Chris Elzey
 1985-86 John Wilson, Ty Pitts
 1986-87 John Stovall
 1987-88 Walt Frazier
 1988-89 Paul McMahon
 1990-91 Ken Graf
 2006-07 Brian Grandieri
 2007-08 Jack Eggleston

G. Fred DiBona Award (Outstanding Newcomer)

1979-80 Paul Little
 1980-81 Willie Oliphant
 1981-82 Karl Racine
 1982-83 Chris Borrillo
 1983-84 Bruce Lefkowitz
 1984-85 Tyrone Pitts
 1985-86 John Stovall
 1986-87 Jerry Simon
 1987-88 Ben Spiva,
 Hassan Duncombe
 1988-89 Scott Schewe
 1989-90 Not Awarded
 1990-91 Will McAllister
 1991-92 Jerome Allen
 2007-08 Tyler Bernardini

Best Defensive Player

1976-77 Tim Smith
 1977-78 Tim Smith, Stan Greene
 1978-79 Tim Smith
 1979-80 Paul Little
 1980-81 Paul Little
 1981-82 Willie Oliphant
 1982-83 Anthony Arnolie
 Karl Racine
 1983-84 Willie Oliphant
 1984-85 Anthony Arnolie
 1985-86 Perry Bromwell
 1986-87 Perry Bromwell
 1987-88 Jerry Simon
 1988-89 Tyrone Gilliams
 2005-06 Ibrahim Jaaber
 2006-07 Ibrahim Jaaber

Team Records

Games Played

32 - 2001-02 (25-7)
32 - 1978-79 (25-7)
31 - 2007-08 (13-18)
31 - 2006-07 (22-9)
29 - 2005-06 (20-9)
29 - 2004-05 (20-9)
29 - 2000-01 (12-17)
29 - 1999-2000 (21-8)
29 - 1979-80 (17-12)
29 - 1970-71 (28-1)
29 - 1951-52 (21-8)

Wins

28 - 1970-71 (28-1)
25 - 2001-02 (25-7)
25 - 1993-94 (25-3)
25 - 1978-79 (25-7)
25 - 1971-72 (25-3)
25 - 1969-70 (25-2)

Fewest Losses

1 - 1970-71 (28-1)
1 - 1919-20 (22-1)
1 - 1918-19 (15-1)

Best Winning Percentage

.966 - 1970-71 (28-1)
.957 - 1919-20 (22-1)
.938 - 1918-19 (15-1)
.926 - 1969-70 (25-2)

Ivy League Wins

14 - 2002-03 (14-0)
14 - 1999-2000 (14-0)
14 - 1994-95 (14-0)
14 - 1993-94 (14-0)
14 - 1992-93 (14-0)
14 - 1970-71 (14-0)
14 - 1969-70 (14-0)

Big 5 Wins

4 - 2001-02 (4-0)
4 - 1973-74 (4-0)
4 - 1972-73 (4-0)
4 - 1970-71 (4-0)
4 - 1969-70 (4-0)

Fewest Wins

4 - 1913-14 (4-12)
5 - 1940-41 (5-12)
5 - 1939-40 (5-13)

Most Losses

19 - 1956-57 (7-19)
18 - 2007-08 (13-18)
17 - 2000-01 (12-17)
17 - 1990-91 (9-17)
17 - 1967-68 (9-17)
17 - 1930-31 (9-17)

Worst Winning Percentage

.250 - 1913-14 (4-12)
.278 - 1939-40 (5-13)

Longest Winning Streaks

31 - 1919-20
(began 2/1/19 vs. CCONY, ended 3/22/20 at Chicago)
28 - 1970-71
(began 12/2/70 vs. Rutgers, ended 3/20/71 to Villanova)
22 - 1907-08
(began 12/21/07 at Army, ended 3/21/08 at Chicago)
19 - 1921-22
(began 3/12/21 vs. Princeton, ended 2/11/22 at Cornell)
18 - 1969-70
(began 12/30/69 vs. Saint Joseph's, ended 3/7/70 vs. Niagara)

Longest Regular-Season Winning Streaks

48 - 1969-71
(began 12/30/69 vs. Saint Joseph's, ended 12/18/71 vs. Temple)
31 - 1919-20
(began 2/1/19 vs. CCONY, ended 3/22/20 at Chicago)
22 - 1907-08
(began 12/21/07 at Army, ended 3/21/08 at Chicago)

Longest Winning Streaks to Start Season

28 - 1970-71
(began 12/2/70 vs. Rutgers, ended 3/20/71 vs. Villanova)
20 - 1919-20
(began 12/6/19 vs. Ursinus, ended 3/22/20 at Chicago)

Longest Home Winning Streak

34 - 1969-71
(began 2/7/69 vs. Cornell, ended 12/18/71 vs. Temple)

Longest Road Winning Streak

15 - 1970-71
(began 12/5/70 at Navy, ended 3/20/71 vs. Villanova)

Longest Ivy League Winning Streak

48 - 1992-96
(began 3/7/92 at Cornell, ended 2/9/96 at Dartmouth)

Longest Ivy League Home Winning Streaks

46 - 1977-83
(began 1/7/77 vs. Dartmouth, ended 2/22/83 vs. Princeton)
35 - 1992-97
(began 2/7/92 vs. Cornell, ended 2/8/97 vs. Dartmouth)
27 - 1969-73
(began 1/10/69 vs. Harvard, ended 1/30/73 vs. Princeton)
24 - 2005-08
(began 1/28/05 vs. Yale; ended 2/15/08 vs. Brown)
20 - 1973-76
(began 2/2/73 vs. Yale, ended 1/27/76 vs. Princeton)

Longest Ivy League Road Winning Streaks

23 - 1992-96
(began 3/7/92 at Cornell, ended 2/9/96 at Dartmouth)
15 - 1998-2001
(began 2/28/98 at Columbia, ended 2/9/01 at Harvard)
14 - 1970-72
(began 1/5/70 at Princeton, ended 1/11/72 at Princeton)
11 - 2002-04
(began 2/9/02 at Brown, ended 1/30/04 at Yale)

Longest Big 5 Winning Streak

12 - 1972-75
(began 1/19/72 vs. Villanova, ended 1/18/75 vs. La Salle)

Longest Losing Streak

9 - 1981-82
(began 12/12/81 vs. Villanova, ended 1/23/82 vs. Penn State)

Longest Home Losing Streak

5 - 1940-41
(began 2/17/40 vs. Yale, ended 1/8/41 vs. Maryland)

Longest Road Losing Streak

9 - 1984
(began 2/3/84 at Yale, ended 12/30/84 vs. Davidson)

Longest Ivy League Losing Streak

9 - 1957-58
(began 2/9/57 at Columbia, ended 1/11/58 at Brown)

Longest Big 5 Losing Streak

11 - 1983-85
(began 1/15/83 vs. Saint Joseph's, ended 12/9/85 vs. La Salle)



The 2002-03 team was the last of an Ivy League-record seven Penn squads to go undefeated in League play.

**Scoring Average (Season)**

84.2 - 1974-75 (2,357 in 28 games)
 81.4 - 1970-71 (2,362 in 29 games)
 81.1 - 1969-70 (2,182 in 27 games)

Scoring Average (Ivy League Season)

87.1 - 1974-75 (1,219 in 14 games)
 86.6 - 1970-71 (1,213 in 14 games)
 84.8 - 1986-87 (1,187 in 14 games)

Scoring Average (Big 5 Season)

83.0 - 2006-07 (332 in 4 games)
 77.3 - 1970-71 (309 in 4 games)
 74.0 - 1965-66 (296 in 4 games)

Field Goals Made (Season)

995 - 1974-75 (28 games)
 958 - 1978-79 (32 games)
 941 - 1977-78 (28 games)

Field Goals Made (Game)

48 vs. Brown, 2/11/1978
 48 vs. Swarthmore, 12/12/1962

Field Goal Attempts (Season)

2,183 - 1951-52 (29 games)
 2,044 - 1970-71 (29 games)
 1,950 - 1978-79 (32 games)

Field Goal Attempts (Game)

101 - Navy, 1/28/1950

Field Goal Percentage (Season)

51.1 - 1974-75 (28 games, 995-1,948)
 49.8 - 1975-76 (26 games, 723-1,452)
 49.6 - 1971-72 (28 games, 869-1,751)

Field Goal Percentage (Game)

72.0 - USC, 1/11/2003 (36-50)

Three-Pointers Made (Season)

266 - 2001-02 (31 games)
 251 - 2002-03 (28 games)
 247 - 1994-95 (28 games)

Three-Pointers Made (Game)

16 vs. Harvard, 2/21/2003
 16 vs. Drexel, 1/28/2001

Three-Point Attempts (Season)

668 - 2001-02 (32 games)
 639 - 2000-01 (29 games)
 608 - 2002-03 (28 games)

Three-Point Attempts (Game)

37 vs. Florida, 3/17/1994

Three-Point Percentage (Season)

42.5 - 1986-87 (27 games, 68-160)
 42.4 - 1997-98 (29 games, 223-526)
 41.3 - 2002-03 (28 games, 251-608)

Three-Point Percentage (Game)

78.6 vs. Drexel, 11/23/2004 (11-14)
 75.0 vs. Princeton, 1/30/1993 (6-8)
 75.0 at USC, 1/11/2003 (15-20)

Free Throws Made (Season)

582 - 1970-71 (29 games)
 569 - 1956-57 (26 games)
 554 - 1969-70 (27 games)

Free Throws Made (Game)

40 vs. Rutgers, 12/3/1970
 40 vs. Brown, 1/15/1955)

Free Throw Attempts (Season)

893 - 1956-57 (26 games)
 763 - 1970-71 (29 games)
 761 - 1969-70 (27 games)

Free Throw Attempts (Game)

60 vs. Brown, 1/15/1955

Free Throw Percentage (Season)

76.3 - 1970-71 (29 games, 582-763)
 74.1 - 1972-73 (28 games, 341-460)
 73.3 - 1978-79 (32 games, 511-697)

Free Throw Percentage (Game)

95.0 vs. Notre Dame, 2/26/1952 (19-20)
 94.7 vs. Cornell, 2/6/1987 (18-19)
 94.7 vs. Harvard, 2/21/2003 (18-19)

Points (Season)

2,427 - 1978-79 (32 games)
 2,362 - 1970-71 (29 games)
 2,357 - 1974-75 (27 games)
 2,342 - 2001-02 (32 games)
 2,297 - 2006-07 (31 games)

Margin of Victory (Season)

+15.3 - 1919-20 (23 games, 32.4/17.1)
 +14.8 - 1969-70 (27 games, 81.1/66.3)
 +14.7 - 1971-72 (28 games, 78.3/63.6)
 +14.7 - 1994-95 (29 games, 82.2/67.5)

Points (Ivy League Season)

1,219 - 1974-75 (14 games)
 1,213 - 1970-71 (14 games)
 1,187 - 1986-87 (14 games)

Margin of Victory (Ivy League Season)

+19.8 - 1970-71 (86.6/66.8)
 +19.0 - 1973-74 (79.2/60.2)
 +18.9 - 1974-75 (87.1/68.2)

Points (Big 5 Season)

332 - 2006-07 (4 games)
 309 - 1970-71 (4 games)
 296 - 1965-66 (4 games)

Margin of Victory (Big 5 Season)

+11.3 - 1970-71 (77.3/66.0)
 +9.0 - 1972-73 (61.8/52.8)
 +8.0 - 1971-72 (70.8/62.8)

Points by Penn in a Game

115 vs. Muhlenberg (79), 12/1/1969
 114 vs. Haverford (73), 12/18/1993
 113 vs. Columbia (69), 2/7/1975

Aggregate Score

202 (97-105) with Harvard, 2/10/1990
 200 (94-106) with Ohio State, 12/27/1974
 196 (86-110) with San Diego State, 12/30/1978
 195 (82-113) with North Carolina, 3/12/1987
 195 (107-88) with La Salle, 12/19/1970

Points by Opponent in a Game

113 by North Carolina, 3/12/1987
 110 by Alabama, 12/29/1986
 110 by San Diego State, 12/30/1978
 107 by Temple, 1/8/1969
 106 by Ohio State, 12/27/1974

Points by Penn in an Ivy League Game

113 vs. Columbia (69), 2/7/1975
 111 vs. Cornell (82), 2/25/1972
 108 at Brown (73), 2/11/1978
 108 vs. Dartmouth (79), 1/11/1975
 108 at Cornell (64), 3/5/1971

Aggregate Points in an Ivy League Game

202 (97-105) with Harvard, 2/10/1990
 193 (111-82) with Cornell, 2/25/1972
 187 (108-79) with Dartmouth, 1/11/1975
 186 (92-94) with Cornell, 3/7/2008

Points by Opponent in an Ivy League Game

105 by Harvard (Penn 97), 2/10/1990
 101 by Cornell (Penn 81), 2/24/1967
 98 by Harvard (Penn 83), 2/23/1957

Points by Penn in a Big 5 Game

107 vs. La Salle (88), 12/19/1970
 93 vs. La Salle (92), 1/18/2007
 90 vs. Villanova (80), 12/14/1974
 90 vs. La Salle (76), 1/12/1966

Aggregate Points in a Big 5 Game

195 (107-88) with La Salle, 12/19/1970
 190 (83-107) with Temple, 1/8/1969
 188 (89-99) with Villanova, 12/2/2006
 185 (93-92) with La Salle, 1/18/2007

Points by Opponent in a Big 5 Game

107 by Temple (Penn 83), 1/8/1969
 103 by Temple (Penn 67), 12/10/1986
 99 by Villanova (Penn 89), 12/2/2006

Largest Margin of Victory

51 (87-36) vs. Cornell, 2/1/1974
 51 (92-41) at Swarthmore, 12/14/1960
 50 (93-43) vs. New Hampshire, 11/30/1973
 49 (94-45) at Swarthmore, 12/11/1963
 49 (81-32) vs. Catholic, 12/29/1958

Largest Margin of Defeat

49 (49-98) at UCLA, 12/14/1987
 46 (59-105) at Kansas, 1/4/2000
 44 (31-75) at Dartmouth, 1/14/1942
 43 (47-90) vs. Villanova, 3/20/1971
 42 (51-93) at Arizona, 12/30/1996
 42 (68-110) vs. Alabama, 12/29/1986

Most Overtime Games Played (Season)

4 - 2001-02 (32 games)
 4 - 1997-98 (29 games)
 4 - 1962-63 (25 games)

Most Overtimes Played in a Game

4 vs. Princeton, 3/13/1920
 3 vs. Duquesne, 1/31/1976

The University of Pennsylvania men's basketball program has enjoyed an incredible level of success in postseason play...

- The Quakers have played in 23 NCAA Tournaments—including three of the last four, five of the last seven, and seven of the last 10—as well as the 1981 National Invitational Tournament (NIT).

- Penn has 13 NCAA wins.

- Penn is the last Ivy League team to advance to the NCAA Final Four—that happened in 1979, when the Quakers knocked off three seeded teams to advance to Salt Lake City, Utah, where the dream run ended at the hands of a Michigan State team led by Magic Johnson. Two nights later, the Spartans would top Larry Bird's Indiana State team in what is still the highest-rated NCAA final in television history.

1953 NCAA TOURNAMENT

East Semifinal: Notre Dame 69, Penn 57
East Consolation: Penn 90, DePaul 70

In Penn's first NCAA appearance, senior Ernie Beck led the Quakers to their first-ever invitation to the NCAA Basketball Tournament in 1953. The Quakers fell to Notre Dame, 69-57, but Beck scored 25 points to lead the charge. The following day, Beck helped Penn record its first postseason victory with 22 points as the Quakers defeated DePaul, 90-70, in the East consolation game.

1970 NCAA TOURNAMENT

East 1st Round: Niagara 79, Penn 69

It had been a long time since Penn fans saw their team in the NCAA Tournament, but it was worth the wait as the 1970 season began a string of six consecutive NCAA appearances by the Red and Blue. Junior Steve Bilsky led the Quakers with 22 points and Corky Calhoun added 13 rebounds, but Penn fell, 79-69, to Niagara.

1971 NCAA TOURNAMENT

East 1st Round: Penn 70, Duquesne 65
East Semifinal: Penn 79, South Carolina 64
East Final: Villanova 90, Penn 47

They were back, and they were undefeated. The senior backcourt of Bilsky and Dave Wohl was primed to make a legitimate run at the NCAA basketball title, heading into the tournament with an undefeated mark of 26-0. Penn defeated Duquesne (70-65) and South Carolina (79-64) to set up an all-Philadelphia regional final with Villanova in Raleigh, N.C. The Wildcats avenged a regular-season loss by defeating the Quakers, 90-47, for a trip to the NCAA Final Four.

1972 NCAA TOURNAMENT

East 1st Round: Penn 76, Providence 60
East Semifinal: Penn 78, Villanova 67
East Final: North Carolina 73, Penn 59

Penn continued to be well-stocked, and headed to the NCAA Tournament for the third consecutive season and another East Regional final. Behind seniors Corky Calhoun and Bob Morse, the Quakers defeated Providence (76-60) and took revenge on Villanova (78-67) before falling to North Carolina (73-59) in the East Regional final.

1973 NCAA TOURNAMENT

East 1st Round: Penn 62, St. John's 61
East Semifinal: Providence 87, Penn 65
East Consolation: Syracuse 69, Penn 68

Where Morse and Calhoun left off, Ron Haigler and Phil Hankinson continued. In 1973, the Quakers played in another three rounds of the NCAA Tournament, but this time finished the season in the East Regional consolation game. Penn defeated St. John's by one point (62-61) to advance to the next round, but fell to Providence, 87-65, despite Hankinson's 19 points and Haigler's 12 rebounds. The Quakers put up another good fight against Syracuse in the consolation game, but fell to the Orangemen, 69-68.

1974 NCAA TOURNAMENT

East 1st Round: Providence 84, Penn 69

John Engles led the Quakers with 27 points and 10 rebounds, but it wasn't enough to keep Penn's opening-round win streak alive as Penn fell to Providence, 84-69, in the East First Round in Jamaica, N.Y.

1979 — THE FINAL FOUR!

East Prelim: Penn 73, Iona 69
East 1st Round: Penn 72, North Carolina 71
East Semifinal: Penn 84, Syracuse 76
East Final: Penn 64, St. John's 62

National Semifinal: Michigan St. 101, Penn 67
National Consolation: DePaul 96, Penn 93 (ot)

The Quakers became the first team in the nation to qualify for the NCAA Tournament in 1979. Seniors Tony Price and Bobby Willis led the Quakers to a 73-69 win over Iona in the preliminary round of the NCAAs to start what was to be a magical ride. The Quakers traveled to Raleigh, N.C. for a first-round meeting with North Carolina and defeated the Tar Heels, 72-71. Syracuse was next, and Penn won that game, 84-76, to move on to the Eastern Regional final against St. John's in Greensboro, N.C. Another nailbiter ensued, but the Quakers came out victorious, 64-62, and Penn fans made their travel plans for the Quakers' first trip to the Final Four. Price, who had led the Quakers in scoring all season, combined with Tim Smith for 27 of Penn's 35 second-half points, and was named MVP of the Eastern Regional. Although very exciting for the first-time program, Penn found itself overmatched by Magic Johnson and the Michigan State Spartans and fell, 101-67, in the national semifinal at Salt Lake City, Utah. The Quakers then fell again in the consolation game, 96-93, in overtime to DePaul to finish their storybook season with a 25-7 overall record.





1975 NCAA TOURNAMENT

East 1st Round: Kansas State 69, Penn 62

In Penn's first NCAA Tournament game at The Palestra, the Quakers fell to Kansas State, 69-62. Ron Haigler had 17 points and Henry Johnson had 17 rebounds as the Quakers finished their six-consecutive years of NCAA competition.

1978 NCAA TOURNAMENT

East Prelim: Penn 92, St. Bonaventure 83

East 1st Round: Duke 84, Penn 80

Although they didn't know it at the time, the Quakers went back to the NCAA Tournament to prepare for the following year's NCAA Championship title run. In 1978, Penn hosted St. Bonaventure in the preliminary round, and defeated the Bonnies, 92-83, behind Keven McDonald's 37 points. Unfortunately, Penn's next opponent, Duke, held McDonald to only 10 points, and the Quakers fell to the Blue Devils, 84-80, in the first round of the East Regional.

1980 NCAA TOURNAMENT

Midwest 1st Round: Penn 62, Wash. St. 55

Midwest 2nd Round: Duke 52, Penn 42

Continuing its string of NCAA appearances, the Quakers went back to the Tournament in 1980 and won its first-round game against Washington State, 62-55, in the Midwest bracket. Unfortunately, the Duke Blue Devils had the Quakers' number once again, and stopped the Red and Blue from moving on with a 52-42 defeat in West Lafayette, Ind.

1981 NIT

NIT 1st Round: West Virginia 67, Penn 64

In Penn's first-ever National Invitational Tournament appearance, Paul Little helped the Quakers with 16 points and seven rebounds, but it was not enough as the Red and Blue fell to West Virginia, 67-64, in Morgantown, W.V.

1982 NCAA TOURNAMENT

East 1st Round: St. John's 66, Penn 56

Michael Brown led the way into the 1982 NCAA Tournament with 17 points and nine rebounds, but it was not enough to combat St. John's as Penn fell, 66-56, in the East first round in Uniondale, N.Y.

1985 NCAA TOURNAMENT

Midwest 1st Round: Memphis St. 67, Penn 55

Making its 12th trip to the NCAA Tournament, Penn headed to Houston, Texas to meet Memphis State in the first round of the 1985 basketball championships. Perry Bromwell had 16 points and Bruce Lefkowitz had eight rebounds, but the Quakers fell, 67-55, in the first round of the Midwest bracket.

1987 NCAA TOURNAMENT

East 1st Round: North Carolina 113, Penn 82

A tough regular season led into a tough first-round matchup with North Carolina in the NCAA Tournament. Penn senior Bruce Lefkowitz had 20 points and eight rebounds in his final collegiate game, but the Quakers fell to the Tar Heels, 113-82.

1993 NCAA TOURNAMENT

East 1st Round: Massachusetts 54, Penn 50

The Quakers returned to the "Big Dance" after a six-year absence but did not stay very long. Penn met UMass in Syracuse in the first round of the East bracket and fell, 54-50. Barry Pierce had 15 points for the Red and Blue, while sophomores Jerome Allen and Matt Maloney each had six rebounds.

1994 NCAA TOURNAMENT

East 1st Round: Penn 90, Nebraska 80

East 2nd Round: Florida 70, Penn 58

One and done had become the name of the game for the Penn basketball program, as the last four NCAA appearances had yielded no victories. But that was about to change as a veteran group took the floor against Nebraska in the East First Round in Uniondale, N.Y. in 1994. It had been 14 years since the Quakers moved past the first round, but that changed when the Quakers defeated the Cornhuskers, 90-80, behind Barry Pierce's 25 points and eight rebounds. Penn moved to the second round for a matchup with Florida, and fell to the Gators, 70-58, despite Jerome Allen's 23 points.

1995 NCAA TOURNAMENT

East 1st Round: Alabama 91, Penn 85 (ot)

Looking to make another dent in the NCAA Basketball Tournament, the Quakers faced No. 5 seed Alabama in the first round of the East regional in Baltimore, Md. Penn led at halftime by one point, 38-37, but found itself tied at 67 at the end of regulation. Playing in the last collegiate game of their careers, Matt Maloney and Jerome Allen combined for 53 points, but it was not enough to contain Alabama's Antonio McDyeess and his 39 points as Penn fell to the Tide, 91-85, in overtime.

1999 NCAA TOURNAMENT

West 1st Round: Florida 75, Penn 61

Undefeated Ivy League Champion Penn returned to the NCAA Tournament after a four-year absence. Though the Quakers had Florida down by 11 points at halftime, the Gators managed to rally in the second stanza and take the first-round game, 75-61.

2000 NCAA TOURNAMENT

East 1st Round: Illinois 68, Penn 58

Playing in their final collegiate game, seniors Michael Jordan and Matt Langel gave it all they had, but the Quakers could not overcome Illinois and fell, 68-58, in the first round of the East regional in Winston-Salem, N.C. Freshman Ugonna Onyekwe made a national name for himself in his first postseason appearance, leading the Quakers with 17 points and six rebounds.

2002 NCAA TOURNAMENT

South 1st Round: California 82, Penn 75

The Quakers headed into their 19th NCAA Tournament appearance riding the wave of a 10-game win streak and the first-ever three-way tie for the Ivy League title. Penn was sent to Pittsburgh for the first round of the South regional and faced California. Unfortunately, the Quakers could not pull out of a second-half funk and fell to the Bears, 82-75. Juniors Ugonna Onyekwe and Koko Archibong each had 16 points, and Archibong completed the double-double with 10 rebounds.

2003 NCAA TOURNAMENT

East 1st Round: Oklahoma State 77, Penn 63

With 80 wins in four seasons, the Class of 2003 was primed and ready to knock off the Cowboys of Oklahoma State in Boston. The Quakers played a tight game, but when sophomore Tim Begley went down with an injury toward the end of the second half, it seemed as if the team did too. Despite senior Ugonna Onyekwe's career-high 30 points, Penn could not overcome the Cowboys' offensive surge in the final four minutes of the game and fell, 77-63. Penn shot 94 percent from the free throw line, but committed 19 turnovers.

2005 NCAA TOURNAMENT

Chicago 1st Round: Boston Coll. 85, Penn 65

The Quakers brought a young team to the Tournament in 2005, and were paired with a big, physical Boston College squad in Cleveland, Ohio. The Eagles jumped out to a 20-point lead by half-time, and although the Quakers drew within nine in the second stanza they could not come all the way back. Boston College was able to pull away once again down the stretch to gain an 85-65 victory. Tim Begley led Penn with 19 points, while Mark Zoller had 16 points and nine rebounds and Ibrahim Jaaber contributed 15 points, five rebounds, five assists and two steals.

2006 NCAA TOURNAMENT

Atlanta 1st Round: Texas 60, Penn 52

Facing the daunting task of playing the University of Texas deep in the heart of Texas (Dallas), Penn gave the second-seeded Longhorns all they could handle. The Quakers led 23-22 at the break, and had a chance to take a lead when Eric Osmundson went up for an uncontested three-point shot with 5:30 to play. The shot did not fall, however, and Texas was able to go on a 6-0 run and pull away for a 60-52 victory at the American Airlines Center.

2007 NCAA TOURNAMENT

South 1st Round: Texas A&M 68, Penn 52

With 13 minutes left in the second half, senior guard Ibrahim Jaaber capped a 19-3 Quaker run with a jump shot that put them up, 39-37. Lexington's Rupp Arena was practically shaking, as a capacity crowd erupted at the idea the 14th-seeded team in the South region could knock off the third seed. At that point, the law took over—more specifically, Acie Law. Texas A&M's All-America point guard drove the lane on a pair of occasions a few minutes after Penn took its first and only lead of the game. Both times he missed, but he drew enough attention from the Quaker defenders that the Aggies' Joseph Jones slammed home the rebound. After that, Law figured in seven of A&M's next nine points as they got out to a 50-43 lead. Unfortunately for the Quakers, a layup by Mark Zoller that made the score 50-45 ended up being as close as they would get.



March 26, 1979 — Salt Lake City, Utah

NATIONAL CONSOLATION

DePaul 96, Penn 93

PENN			DEPAUL				
Player	FG/A	FT/A	Pts.	Player	FG/A	FT/A	Pts.
Price	14	3-4	31	Watkins	7	4-5	18
Smith	8	0-3	16	Aguirre	10	14-15	34
White	2	0-0	4	Mitchum	3	5-6	11
Salters	4	0-0	8	Bradshaw	2	4-5	8
Willis	5	4-5	14	Garland	9	4-4	22
Leifson	2	0-0	4	McGuire	0	0-0	0
Ross	2	3-6	7	Nikitas	0	2-2	2
Hall	3	1-1	7	Madly	0	1-2	1
Condon	0	0-0	0	Totals	31	34-39	96
Flick	1	0-0	2				
Jackson	0	0-0	0				
Totals	41	11-19	93				

March 6, 1980 — West Lafayette, Ind.

Penn 62, Washington State 55

PENN							
Player	FG/A	FT/A	Reb.	A	F	Pts.	
Salter	5-10	3-3	4	3	2	13	
Flick	0-0	0-0	0	0	0	0	
Lardner	0-0	0-0	0	0	0	0	
Little	2-7	7-8	6	2	3	11	
Reynolds	4-8	0-0	0	1	1	8	
Oleson	0-0	0-0	0	0	0	0	
Ross	1-3	0-0	3	0	4	2	
Rawlings	0-0	0-0	2	0	2	0	
Brecht	0-0	0-0	0	0	0	0	
Hall	2-4	2-2	5	3	2	6	
Leifsen	0-1	2-4	5	0	0	2	
Brown	5-7	4-6	2	0	1	14	
Noon	2-4	2-4	2	0	4	6	
Totals	21-44	20-27	30	9	19	62	

Penn Records in NCAA Competition

INDIVIDUAL, GAME

Points

Penn
37, Keven McDonald vs. St. Bonaventure, 3/12/78
Opponent
35, Howard Porter (Villanova), 3/20/71

Field Goals

Penn
16, Keven McDonald vs. St. Bonaventure, 3/12/78
Opponent
16, Howard Porter (Villanova), 3/20/71
16, Antonio McDyess (Alabama), 3/16/95

Field Goals Attempted

Penn
29, Phil Hankinson vs. Providence, 3/15/73
Opponent
24, Howard Porter (Villanova), 3/20/71
24, Greg Sanders (St. Bonaventure), 3/12/78
24, Antonio McDyess (Alabama), 3/16/95

Field Goal Percentage (min. 5 attempts)

Penn - .889 (8-9)
Corky Calhoun vs. Providence, 3/11/72
Opponent - 1.000 (10-10)
Marvin Barnes (Providence), 3/15/73

Free Throws

Penn
11, Ken Hall vs. Syracuse, 3/16/79
Opponent
14, Mark Aguirre (DePaul), 3/26/79

Free Throws Attempted

Penn
12, Bruce Lefkowitz vs. North Carolina, 3/12/87
Opponent
15, Mark Aguirre (DePaul), 3/26/79

Free Throw Percentage

Penn - 1.000 (9-9)
Ugonna Onyekwe vs. Oklahoma State, 3/21/03
Opponent - 1.000 (10-10)
Dan Cross (Florida), 3/19/94

Rebounds

Penn
19, Bob Morse vs. Duquesne, 3/13/71
Opponent
19, Antonio McDyess (Alabama), 3/16/95

TEAM, GAME

Points

Penn
93, vs. DePaul, 3/26/79
Opponent
113, North Carolina, 3/12/87

Most Aggregate Points

195
Penn (82) vs. North Carolina (113), 3/12/87

Field Goals

Penn
41 vs. DePaul, 3/26/79
Opponent
40, Providence, 3/15/73

Field Goal Percentage

Penn
.673 (33-49) vs. Providence, 3/11/72
Opponent
.656 (40-61), Providence, 3/15/73

Free Throws

Penn
31 vs. South Carolina, 3/18/71
Opponents
34, DePaul, 3/26/79

Free Throw Percentage

Penn
.938 (15-16) vs. Oklahoma State, 3/21/03
Opponent
.879 (29-33), Notre Dame, 3/13/53

Rebounds

Penn
42, Penn vs. Michigan State, 3/24/79
Opponent
57, Alabama, 3/16/95

WASHINGTON STATE

Player	FG/A	FT/A	Reb.	A	F	Pts.
Huntley	1-3	0-0	0	0	1	2
Berg	0-0	0-0	0	0	0	0
Rison	3-6	2-4	2	5	3	8
Meyers	0-1	0-0	1	1	2	0
Hill	0-0	0-1	0	0	1	0
Tessen	0-0	0-0	0	0	0	0
Haskins	0-0	0-0	0	0	1	0
Monson	0-0	0-0	0	0	0	0
Simmons	0-0	0-0	0	0	0	0
Collins	9-15	2-2	6	2	5	20
Kelly	5-14	3-4	1	2	1	13
Preston	3-4	4-6	3	0	3	10
House	1-2	0-4	2	2	4	2
Totals	22-45	11-21	19	12	21	55

March 13, 1981 — Morgantown, W.Va.

West Virginia 67, Penn 64 (NIT)

PENN							
Player	FG/A	FT/A	Reb.	A	F	Pts.	
Brown	0-2	2-2	4	0	5	2	
Little	5-13	6-7	7	3	4	16	
Noon	3-7	2-3	4	0	2	8	
Reynolds	3-8	0-0	1	1	5	6	
Hall	4-14	6-6	2	7	3	14	
Lardner	3-4	0-1	3	0	0	6	
Ross	4-5	0-1	6	1	5	8	
Rawlings	1-1	0-0	1	0	5	2	
Oliphant	1-2	0-0	2	1	3	1	
McCaffery	1-2	0-0	2	1	3	2	
Totals	24-57	16-20	30	14	33	64	

WEST VIRGINIA

Player	FG/A	FT/A	Reb.	A	F	Pts.
Todd	5-7	1-2	0	1	4	11
Nance	5-8	6-6	6	0	4	16
Collins	1-3	3-6	6	2	5	5
Jones	5-8	4-5	3	5	1	14
McCoy	2-8	4-9	2	3	0	8
Kearney	0-2	1-2	1	0	0	1
Gipson	2-3	0-1	6	0	3	4
Herbert	0-1	0-0	0	0	0	0
Hosey	1-1	1-6	3	0	3	3
King	0-0	2-2	3	0	0	2
Freeman	1-2	1-1	1	0	0	3
Moore	0-0	0-0	0	0	0	0
Totals	22-43	23-40	31	11	20	67

