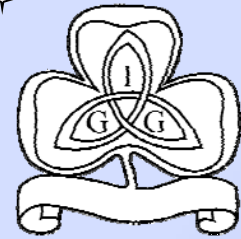


Trefoil NEWS



September 2008

Volume No: 579

The newsletter of The Irish Girl Guides
Bantreoraíthe na hÉireann



Congratulations to Elspeth Henderson—WAGGGS Silver Medal Recipient

Published by: The Irish Girl Guides, Trefoil House, 27 Pembroke Park, Dublin 4.

Printed by: Richardson and Watts, 36 Thornville Park, Raheny, Dublin 5.

The Editorial Team of Trefoil News reserves the right to edit material submitted.

Message from the Chief Commissioner	Page 1
Noticeboard, Stitch's Diary, Dates for Your Diary	Pages 2-5
The Power Day	Pages 6-7
Garda Vetting—Your Questions Answered	Page 8
Your Guide to the IGG Cottages	Pages 9-15
CIGA Update and Fellowship of Irish Guide and Scout Guilds News	Page 16
Insurance Letter	Page 17
Special Needs Grant Application Form	Page 18
Thinking Day—Funds raised so far....	Page 19
Outreach Development	Pages 20-21
Development Education	Pages 22-23
International Day of Peace <i>Includes a selection of peace related stories, crafts and games.</i>	Pages 24-28
IGG Pantomime Application Form	Page 29
Ladybird Guide Branch <i>Includes getting to know you, Barna Ladybirds, autumn crafts, Happy 20th Birthday to the Ladybirds, and t-shirt design competition</i>	Pages 30-33
Brownie Guide Branch <i>Includes a selection of Opening Games and Opening Ceremonies for your first Brownie meeting after the summer break.</i>	Pages 34-37
Guide Branch <i>Includes a selection of games, as well as an Awards and Badges word search.</i>	Pages 38-39
Senior Branch <i>Includes application forms for The Chief Commissioner's Award, Roverway 2009 and the Water Sports Weekend.</i>	Pages 40-42
International <i>Includes applications for various International opportunities and trainings, a World Conference report, and WAGGGS World News.</i>	Pages 43-48

Inserts Included:

- Leaders Challenge.
- Jeka Advertisement.
- FETAC Brochure.
- Distribution Centre Price List—stapled in the centre.

Cover Photo:

Elspeith Henderson Receiving her WAGGGS Silver Medal from Mary Lynn Myers at the 33rd World Conference. (*See page 46 for some excerpts from the speeches made at the World Conference*)

Message from the Chief Commissioner



Hello everyone,

Welcome back after the summer break. I hope you're all well refreshed and looking forward to starting our new Guiding year. I'm sure lots of you have been busy during the summer months with camps and sleepovers. I'd like to hear all about them. Please send reports from your activities to Trefoil News so that we can all read about them.

This summer I had the amazing experience of leading the Irish delegation at the WAGGGS World Conference in Johannesburg, South Africa. Helena Cahill, International Commissioner, and I made up the IGG part of the CIGA delegation, together with two members of CGI. To attend a World Conference is an incredible experience in itself, but to attend one that is chaired by a member of IGG is even better. Elspeth Henderson chaired the World Conference, and at the end of the Conference, she had completed her term as Chairman of the WAGGGS World Board.

Elsbeth was presented with a WAGGGS Silver Medal, the highest award that WAGGGS can give. She received this award for her vast contribution to WAGGGS over a long period of time, but particularly while she was chairman of the World Board. During the Conference, the Irish Delegation was so proud of Elspeth and when she was presented with this award we were almost bursting with pride and admiration for her. As she closed the Conference, we placed an IGG neckerchief on her to welcome her back to IGG.

Our own National Conference takes place on the 6th and 7th of September in Maynooth, and it will be attended by about 150 Leaders. The theme of the Conference is "Your Role, Your Responsibility". The organising team of Nonie Hickey, Claire Colfer, Meriel Huggard and Liz Downes have put a lot of time and thought into organising a programme to make us all think about what we do in Guiding, what we have to offer, and what we get from it in return. I look forward to meeting many of you in Maynooth.

Of course, we also have all the Regional Conferences happening this autumn. These are a great opportunity to network within your own Region and to share experiences with both new Leaders and those who have been involved for a while. They really are worthwhile, and no matter how long you've been involved in Guiding, there is always something new to learn. Be sure to apply as soon as you receive the details to ensure you get a place.

Don't forget about the outdoor part of our programmes, before the nights start to close in on us. Remember we can still bring the meetings outdoors at this time of year. September evenings are often quite mellow and bright. The girls do enjoy outdoor activities so let's make our meetings ones the girls will remember.

Remember you can contact me at any time through the email address chief.commissioner@irishgirlguides.ie If you have any stories to share, questions to ask, comments to make, please feel free to use this email address to contact me.

*Yours in Guiding,
Emer.*

Contact: Emer O'Sullivan, Chief Commissioner, c/o National Office.

Email: chief.commissioner@irishgirlguides.ie

Notice Board



World Thinking Day Theme 2009

The theme for World Thinking Day 2009 which was announced at the 33rd World Conference in South Africa, will be "disease prevention." Girls worldwide saying "we can stop the spread of AIDS, malaria and other diseases."

The World Thinking Day 2009 theme is linked to the new WAGGGS Global Action Theme "together we can change our world!"

Marguerite Ronan with Ann Reidy celebrating her retirement from the Ballybrown Brownies



Brosna and Gallen Brownies on a day out to Boora Parklands



National Youth Council of Ireland Advisory Group Representative Needed



After 6 years sitting on this group for IGG, Hazel Murphy is retiring due to work commitments, The Advisory Group meets approximately 4 times a year and the agenda is set by the NYCI. The new rep. would be a liaison between what is happening in IGG and the world of Development Education in Ireland. If you are interested in being IGG'S Representative on this Advisory group, please read the further information provided on page 22 and contact Hazel Murphy.



Your Invitation to the Hospice Coffee Morning



*The date for this year's Hospice Coffee Morning is
Thursday 18th September.*

*Please join National Office staff for coffee at 11am on this
date and support Our Lady's Hospice, Harold's Cross.*



South West
Regional
Fun Day
2008


Notice Board



Peace

Practically Perfect
Ever Longed For
Always Needed
Can be done, but
Everyone must play their part.
By Anna McCrum

(See pages 24-28 for more information about September 21st - International Day Of Peace)



Garda Vetting Information for Leaders

If you have a potential Unit Helper who wants to start helping in your Unit, or if you want to organise a rota of parents to assist, then turn to page 8 for more information on the steps that should be taken.

A Brownie making her promise with her grandmother, a former Brown Owl, standing to make the Brownie sign in the background.



Belmond Brownies Enrolment.
A transfer Brownie from Seattle shows her American uniform to an Irish Brownie



Leave No Trace



The April edition of Trefoil News contained a True/False Quiz regarding the principles of Leave No Trace. Statement no. 19 said that "Leave nothing but footprints, take nothing but photos" is a motto of Leave No Trace.

Leave No Trace have asked us to point out that, as the numbers of people in the countryside are forever increasing, the way we think about being responsible to the environment has changed. Not only do we have to think about the damaging effects of things like litter and campfires, we now have to think about the impact from the increasing number of people travelling on certain areas. The phrase associated with Leave No Trace "Leave nothing but footprints, take nothing but photos" now seems irrelevant, as more and more footprints, leave a huge impact on the environment if not managed carefully.

Leaders are asked to replace no 19. with Lord Baden-Powell's statement "Leave nothing but your thanks" when doing this activity with the girls in their Unit.

LEADERS CHALLENGE

A leaders challenge from the Adult Training and Outdoors Committee is included as an insert with this edition of Trefoil News.

We urge all Leaders to take part in this Challenge and would like to hear all about the results in an upcoming Trefoil News.

Stitch's Diary



Hello everyone! I'm back! And I hope you've had a wonderful summer. I've been in National Office all summer, and I can't wait to get back out to all of your fun events and meetings. I really want to visit as many of you as possible this year.

So if you would like me to come and see you, please let my Mammy Egle know. I'd really love to meet you all and then write about you in my Diary and show your lovely pictures to everybody, so please invite me. I'm looking forward to it.

Love from Stitch

Xxx



If you'd like me to come and visit your Unit or go with you on your camp or holiday, please contact my Mammy Egle at 01-6683898 or email her at info@irishgirlguides.ie



Pen Pals

Ladybirds and Brownies
make friends internationally!

At this time of year, we get many requests from Girl Guide and Girl Scout Units overseas who would love to link up with Ladybird and Brownie Units in Ireland. **Irish pen pals are very popular!** You can exchange postcards and badges, send photos and learn all about Guiding overseas. It's a great way to make friends and lets Ladybirds and Brownies get involved in the international aspect of Guiding.

All you have to do is fill in the details of your Unit below and post to:
Postbox Secretary, The Irish Girl Guides, Trefoil House, 27 Pembroke Park, Dublin 4.
Alternately you can send the information by email to postbox@irishgirlguides.ie
If you link with an international Unit (by email or post), ALL correspondence is done through the adult Leaders of each Unit to ensure the safety and security of everyone involved.

Unit Name _____

Number of Girls in Unit _____ Age Range: _____

Leader's Name _____

Leader's Email _____

Leader's Telephone Number _____


Leader's Address _____

Guides, Senior Branch or Leaders looking for Pen Pals should post or email their name, address, age, date of birth and Unit to the Postbox Secretary



Scouts100: Living the Adventure

In 1908, a magazine by Lord Baden Powell, 'Scouting for Boys', invited young people to form patrols, wear a uniform, be prepared and camp and survive in wild places. Scouting grew to become the largest youth movement in the world, with 28 million members worldwide. In its centenary year in Ireland, a temporary exhibition in the Riding School at Collins Barracks explores the experience, adventure and thrills of young people over the last 100 years.



The exhibition includes displays spanning the decades from 1908 right up until modern day. It shows the highlights of Scouting throughout the last Century as it affected millions of young people throughout the world and hundreds of thousands of young people in Ireland. It also includes exhibits on World and Irish Jamborees during the past century.

Some of the highlights of the exhibit are actual footage of the founder, Lord Baden Powell, addressing the Scout Association, mementoes taken from the first ever camp in Brownsea Island back in 1907 and the badge that Eagle Scout, Neil Armstrong, brought to the Moon on his historic voyage in 1969.

Scouts100 has been open since April but the exhibition will be ending on the 30th September 2008. If you have not had a chance to experience this piece of scouting history yet, then we recommend you have a day out and help the Scouts to celebrate their centenary, it will be our turn soon.

ALL THE DETAILS YOU WILL NEED

Date: 20 April 2008 - 30 September 2008

Venue: National Museum, Decorative Arts and History, Collins Barracks, Benburb Street, Dublin 7.

Phone: 1890 687 386 **Website:** <http://www.museum.ie/decorative/>

Opening Hours: Tuesday - Saturday 10am - 5pm. Sunday: 2pm - 5pm. Closed on Mondays.

Dates for Your Diary

September	5th <i>Executive Committee Meeting</i>	October	5th World Heart Day	November	8th <i>National Programme & Training Committee Meeting</i>
	6/7th <i>National Conference</i>		8th <i>RDO's Meeting</i>		8th <i>West & Central Midlands Regional Conference</i>
	5/7th <i>Ventact</i>		12th <i>Mid West Regional Conference</i>		8/9th <i>North West Regional Conference</i>
	18th Hospice Coffee Morning		18th <i>IGG Executive Committee Meeting</i>		9th <i>International Table Quiz</i>
	20th <i>National Programme & Training Committee Meeting</i>		19th <i>North East Regional Conference</i>		15th <i>South West Regional Conference</i>
	21st International Day of Peace		27th Bank Holiday		15th <i>Eastern Regional Conference</i>
	22nd Europe Car Free Day				29th <i>IGG Executive Committee Meeting</i>
	26th National Volunteer Day				30th <i>IGG Pantomime Cinderella in the Gaiety</i>
	26-28th <i>Senior Branch Surfing Weekend</i>				
	27th <i>Treasurers Meeting</i>				

Guiding Dates are in italics!

The POWER Day



The power to BE
The power to GIVE
The power to SEE



It's what we've been waiting for.... The follow-up to Dance to a Different Beat!!! Your Guides will explore the Promise and what it means to them and learn more about the Millennium Development Goals and how they can help to achieve them..

When: December 6th, 2008 9.30am – 4pm
Where: Newbridge, Co Kildare
Cost per guide: €25 including t-shirt, lunch and transport
Cost per leader: €15 including t-shirt, lunch and transport
 (Travel will be organised by the region on a regional basis)
Closing Date: October 16th, 2008

**CALLING 300 GUIDES,
RANGERS & YOUNG LEADERS**

If you and your unit are interested in attending, please apply using the application form on the opposite page, please return to Fiona Murphy, c/o National Office.

Places at the moment are limited to 8 per unit. However, units who would like to send more than 8, please indicate this on your application form and we will do our best to accommodate you.

We are also looking for volunteers to help coordinate the event. If you would like to take part in this side of things, please contact Jenny Gannon, as per the details given below.

******* WANTED *******

****SERVICE TEAM****

“The Power Day”

TO HELP WITH THE RUNNING OF

A day for 300 Guides, Senior Branchers and their leaders !!!!!



You will be helping by organising:

- ⇒ Packs & Registration
- ⇒ Lunch for 400 people
- ⇒ Transport of people between sessions
- ⇒ The Closing Ceremony
- ⇒ Different Workshops & Stalls

If you are interested, please return the form below to, or contact:
Jenny Gannon, c/o National Office

Name: _____

Age: _____

Address: _____

Tel: _____ E-mail _____

(Please ensure your email address is active – communication will happen mainly through email)

Dietary Requirements: _____

T-Shirt Size: _____ (xs, s, m, l, xl available)

**** WANTED ****

**** WANTED * ***

**** WANTED ****

****Ranger Guides **Young Leaders **Guiders****

The POWER Day

Application Form for Units

UNIT Name: _____ REGION: _____

LEADER'S NAME (Attending day): _____

ADDRESS: _____

TEL: _____ EMAIL: _____

Please ensure active email of leader, available up to date of event.

All communication will be via email unless otherwise requested.

WOULD YOU LIKE MORE THAN 8 FROM YOUR UNIT TO ATTEND?

YES NO

INFORMATION ABOUT THE GIRLS ATTENDING:

Leader's Name	T-Shirt Size (xs, s, m, l, xl available)	Dietary Requirements	
Girls Name	T-Shirt Size (xs, s, m, l, xl available)	Dietary Requirements	Age

Please return application form and money to: Fiona Murphy, c/o National Office by October 16th, 2008. All cheques/postal orders to be made payable to Irish Girl Guides. NO CASH to be included with forms.

Garda Vetting of Unit Helpers

Leader's Questions Answered

1. What is the updated definition of a Unit Helper?

A Unit Helper is an interested person who does not wish to, or cannot, (e.g. a father) become a warranted Leader. This includes someone who is on a parents' rota. They may be invited to attend Unit meetings, camps or holidays when additional help is needed.

2. If I have a potential Unit Helper who wants to start helping in my Unit, or if I want to organise a rota of parents to help out, what should I do?

You should give each prospective Unit Helper a Unit Helper Pack which is available, free of charge, from the Membership Support Officer in National Office, all I.G.G. Distribution Centres, Regional Development Officers, District and Area Commissioners. This Pack contains all the forms and booklets appropriate to the I.G.G. screening procedure for Unit Helpers :-

- The I.G.G. Unit Helper's Notes and Guidelines
- Garda Vetting Application form
- *Code of Ethics and Good Practice*
- Agreement Form for Unit Helpers with The Irish Girl Guides (single sheet)

You should help the potential Unit Helper to complete the forms and go through the steps of the screening process with her/him.

3. How long will it take for her/him to undergo the screening process?

The screening process may take approximately three months to complete. This timescale is dependant on completion of Garda Vetting, which is outside I.G.G.'s control.

4. Can s/he help with the Unit while the screening process is underway?

Yes, once the prospective Unit Helper has submitted their completed forms to the Membership Support Officer, I.G.G. National Office and the screening process is underway s/he may help with a Unit strictly under the supervision of a qualified I.G.G. Leader. Unit Helpers must never have unsupervised access to children.

5. If I am planning to take my girls away overnight and have a parent/volunteer assisting me on the event, do they need to be Garda Vetted?

Yes, anyone assisting on a residential event e.g. overnight to a cottage, a pack holiday or camp is regarded as a Unit Helper and will need to undergo I.G.G.'s screening process which includes Garda Vetting.

The screening process may take approximately three months to complete and this timescale is dependant on completion of Garda Vetting, which is outside I.G.G.'s control.

The timescale for the Garda Vetting needs to be factored into the planning of a residential event. The prospective Unit Helper should submit their Garda Vetting Application form at least three months in advance of the scheduled date of the residential event to ensure that they are fully screened, registered as a Unit Helper with I.G.G. and therefore able to assist on the residential event.

6. How will the person know if their application has been successful?

When the I.G.G. screening process is complete and the applicant has been approved, they will be notified in writing that they have been registered with The Irish Girl Guides. A letter will also be sent to the District Commissioner/Unit Leader with confirmation of this.

7. How can I explain to the parents of the girls in my Unit about Garda vetting?

A letter on I.G.G. headed paper explaining the process regarding vetting for new Leaders and Unit Helpers is available from the Membership Support Officer, I.G.G. National Office. Leaders can photocopy this and give it to each member's parents/guardian.

If you have any further queries about the Garda Vetting process, please contact Lisa Challoner, I.G.G. Membership Support Officer at National Office, Tel: 01-6683898
Email: membership.support@irishgirlguides.ie



Hi Leaders,

Welcome to a new Guiding Year. Are you planning on taking your girls away this year – if so read on. The following are the minimum qualifications you as a leader must have to take your girls away. If you do not have the minimum qualification you must bring some-one who does.

- The leader-in-charge must be warranted.
- The leader-in-charge must have done her Basic Camp and Holiday Standard qualification.
- Anyone under the age of 21 must have at least one adult over 21 years of age on staff for all holidays and camps.

Going to an indoor venue in Ireland, e.g. Guide cottage:

The leader-in-charge must have her Indoor Licence. It is recommended that at least 3 adults are the minimum for every event.

Going camping in Ireland:

The leader-in-charge must have her Camper's Licence. She must have some-one on camp with an up-to-date First Aid qualification.

Before you go to the cottage or camp in Ireland you must fill out the appropriate forms – C1 form must be sent to your Commissioner and O.A. at least one month before the event.

Travelling abroad:

Before making any plans, a leader wishing to take a group abroad must discuss the proposed visit with the International Commissioner and her Outdoor Advisor. Brownies and Ladybirds cannot travel abroad.

The Leader-in charge must have the qualifications as set out above.

She must fill in a C4 form Part A to reach the International Commissioner at least 2 months before the event. Part B to be sent to International Commissioner to arrive before the departure date.

The leader-in-charge should have had overseas travel experience as an adult before taking a group away, or if this is not possible one of the other adults travelling in the party must have been abroad before.

Minimum age for girls travelling abroad is 12 years of age.

Please check all these details in your copy of the "Handbook of the Irish Girl Guides" (2007 edition)

If you are interested in taking any indoor/outdoor qualifications this year please discuss this well in advance with your O.A. and District Commissioner. Please give at least three months notice so that an assessor can be organised for your assessment.

Sylvia Richardson.

Adult Training and Outdoors Committee. (A.T.O.C.)



The National Memorial Cottage, Enniskerry, Co. Wicklow










-  1km from Enniskerry village
-  Cottage accessible by public transport
-  Sleeps 29 in bunkbeds
Separate Leaders Room, sleeps 4
-  Electric heating and turf/log fire
-  Separate Day Room
-  Separate Dining Room, seats 33
-  4 toilets (1 wheelchair accessible), 2 washrooms, 2 showers
-  Cooker, Washing machine and dryer, Toaster, Fridge/Freezer
-  There is space for outside activities






-  Opportunities for hiking and tracking.
-  No campsite
-  Leader's family bookings accepted
-  **Local Things to See and Do**
Climbing, walking, horse riding, Powerscourt House and Gardens, Bray, National Conservation Education Centre
-  Open all year round
-  Disabled access
-  Parking available
-  Private Phone

-  Cottage is available to non-Guide/Scout groups. Brownie/Guide group will have sole occupancy
-  Campfires permitted on paved slab only
-  Full information sent to Leader before visit
-  Bookings for 2009 taken from November 2008
-  Friends Group
Contact: Joan Gregg, Glen Ridge, Kilmacanogue, Co. Wicklow
-  Bookings
Contact: Diane Reid, c/o National Office.

Beech Cottage, Edenderry, Co.Offaly

-  3 miles from Edenderry town
-  Cottage not accessible by public transport
-  Sleeps 20 on bunkbeds.
Separate Leaders room sleeps 4 (plus 2 on fold-up beds)
-  Electric heating and open fire
-  Day/Dining Room seats 24
-  3 toilets, 1 washroom
0 showers
-  Electric cooker, Toaster
Fridge/Freezer, Microwave,
no washing machine or dryer
-  There is space for outside activities
-  Opportunities for hiking, tracking and pioneering
-  Leader's family bookings accepted

-  Campsite adjoins cottage. Wet weather shelter on site. Separate campsite toilets (3), washroom (1), no showers. Campers and cottage visitors do not share facilities.
-  **Local Things to See and Do**
Swimming, Ardkill Farm, Tullymore Visitors Centre, Peatland World, Robertstown Canal trips, Rahan Wood, Russell Wood, Japanese Gardens and National Stud, Kildare
-  Open all year round
-  Disabled access
-  Parking available
-  Pay Phone
-  Campfires permitted on

-  Cottage is available to non-Guide/Scout groups. Guides/Brownies have sole use of cottage or campsite
-  Additional Equipment
Barbecue (fuel not provided)
2 Flag Poles (no flags)
-  Full information sent to Leader before visit, with application form
-  Bookings dependent on availability
-  Contact: Lua Clarke, c/o National Office.



The Guide Cottage, Ballina, Co. Mayo

-  In Ballina Town
-  Bus and train stations 1/2 mile from Den
-  Sleeps 20/25 on army beds/mattresses. No separate room for Leaders
-  Electric heating
-  No separate Day Room or Dining Room
-  4 toilets, 3 washrooms, 2 showers
-  Electric Cooker, Toaster, Fridge, Microwave, no washing machine or dryer
-  There is space for outside Activities
-  Woods in town

-  No campsite
-  Leader's family bookings accepted
-  **Local Things to See and Do** Swimming, Cineplex, Tumble Jungle, Sports Complex, Town Park, Tennis, Enniscrone Beach, Turlough House National Museum
-  Contact Emer O'Sullivan for opening information
-  Two steps down into the building. Once inside, all is accessible, including toilet and shower
-  Parking available
-  No pay phone

-  Venue not available to non Guide/Scout groups. Brownie/Guide group will have sole occupancy
-  Altar fires only
-  Full information sent to Guider before visit
-  Contact Emer O'Sullivan for booking information
-  No Friends Group
-  Bookings
Contact: Emer O'Sullivan, c/o National Office.

Gobnascale Outdoor Activity Centre, Convooy, Lifford, Co. Donegal

-  2 miles to nearest town/village
-  Accessible by public transport
-  Sleeps 14 in bunkbeds, 2 on sofa beds. Separate room for Leaders, sleeps 3
-  Log open fire if required
-  Day/Dining room seats 25
-  Board and card games available
-  3 toilets, 3 washrooms, 1 shower
-  Gas Cooker, Toaster, Fridge/Freezer, no Washing machine or dryer
-  There is space for outside Activities

-  Hiking, trekking and pioneering nearby
-  Campsite adjoins Centre. 3 toilets, 3 washrooms, 1 shower. Campers and cottage visitors do not share facilities
-  Leader's family bookings accepted
-  **Local Things to See and Do** Farm and river, boating, bowling alley, swimming, go carting, hiking
-  Open Easter-October
-  Disabled access
-  Parking available
-  No pay phone

-  Venue available to non Guide/Scout groups. Brownie/Guide group will have sole occupancy
-  Camp fires permitted
-  Additional equipment
3 Icelandic tents and 3 3-man tents, toilet tents, marquee, fire grid
-  Full information sent to Leader before visit
-  Bookings must be made more than a month in advance
-  Bookings
Contact: Mrs. Mabel Witherow, c/o National Office.

Orchard Cottage, Farrenconnell, Mount Nugent, Co. Cavan



2m from Mountnugent village, 6m from Oldcastle town



Bus from Dublin to Oldcastle only



Sleeps 14 on bunkbeds (large bunks could sleep 2 Brownies) Separate Leaders Room, sleeps 4



Electric heating



Day/Dining Room seats 40



2 inside toilets, 3 outside toilets, 1 washroom, 2 showers



Gas Cooker, Toaster, Fridge/Freezer, Microwave, no washing machine or dryer



There is space for outside activities



Opportunities for hiking and tracking



Campsite adjoins cottage. Separate campsite toilets (3), no separate washrooms or showers. Kitchen not available to campers



Leader's family bookings accepted



Local Things to See and Do

Access to extensive woodlands, horse riding, Lake Sheelin, Megalithic cairns on Slieve na Cailigh, Loughcrew gardens and coffee shop, Rushwork and Basketry Museum (classes on request), Oldcastle, Fore Abbey, Tullynally Castle



Open all year round



Disabled access



Parking available



No Pay Phone



Cottage is available to non-Guide/Scout groups. Guides/Brownies have sole occupancy.



Limited campfires permitted



Additional Equipment Board games



Full information sent to Leader before visit, with application form.



Bookings 3 months prior to visit for summer bookings



Bookings Contact: Elizabeth Lynch, c/o National Office.

Leigh Dale Cottage, Carrigrohane, Co. Cork



9km from Cork City, 4km to local shops in Ballincollig



Half a kilometre to public transport



Sleeps 24 in bunkbeds, Separate Leaders Room, sleeps 4



Gas Heating



Day/Dining Room seats 30



3 Toilets, 5 basins, 2 showers, plus additional separate toilet and separate basin in Leaders room



Gas cooker, 2 toasters, Fridge/Freezer, no washing machine or dryer



There is space for outside activities



Opportunities for hiking and tracking. Pioneering ropes and poles in store



No campsite



Leader's family bookings accepted



Local Things to See and Do

Hikes, orienteering, tennis, horse riding, bowling, cycling, swimming, Blarney Castle, Cork City Gaol, Cork Heritage Park, Shandon Bells, Fota Wildlife Park



Open all year round



Possible disabled access but not very suitable



Parking for 6 cars



Pay phone available



Cottage is available to non-Guide/Scout groups. Brownie/Guide group will have sole occupancy



Small campfires permitted on concrete base



Additional Equipment Flagpole



€20 Deposit required. Full information sent to Leader before visit



Bookings should be made several months in advance during summer season

























Friends Group— 2 branches of the Trefoil Guild in Cork



Bookings Contact: Violet Warner, c/o National Office.

Kilkenny Scout and Guide Centre, Kilkenny City



- | | | | | | |
|--|---|--|---|---|---|
|  | 1 mile from Kilkenny |  | No campsite |  | Campfires permitted |
|  | Train/Bus station approx 3 miles |  | Leader's family bookings not accepted |  | Maps and directions sent on request |
|  | Sleeps 40 on the floor, no beds, separate Leaders Room, sleeps 6 on the floor, no beds |  | Local Things to See and Do
Swimming, walking, cinema, theatre, Kilkenny Castle, Rothe House, Museum, Canice's Tower |  | Bookings taken if the hall is free for the requested time |
|  | Gas heating |  | Open weekends and holidays. As venue is a Scout/Guide Den, there may be groups holding meetings during these times. |  | No Friends group |
|  | This centre is the Guide meeting hall – no separate Dining/Day Room |  | Disabled access |  | Bookings
Contact: Margaret Patterson
c/o National Office. |
|  | 2 female toilets, 2 male toilets, 1 wheelchair toilet, 0 wash-room (basins in toilets), 0 showers |  | Parking available | | |
|  | Gas Cooker, Toaster
Fridge/Freezer, no washing machine or dryer |  | No Pay Phone | | |
|  | There is space for outside activities |  | Only one group will stay at a time, but other groups use the hall for weekly meetings | | |
|  | Opportunities for hiking, tracking and pioneering | | | | |

Joint Scout and Guide Campsite, Inistiogue, Co. Kilkenny

- | | | | | | |
|---|---|---|---|---|---|
|  | 2 miles to Inistiogue |  | Local Things To See and Do
There are a variety of activities in the local area |  | Campfires permitted |
|  | Not accessible by public transport |  | Open all year |  | No information sent prior to booking |
|  | Campsite only. 10 acre site |  | No disabled access |  | Bookings should be made 3 weeks in advance |
|  | 4 girls toilets, 3 boys toilets, 2 washrooms, 0 showers |  | Parking available |  | No Friends group |
|  | There is space for outside activities |  | No Pay Phone |  | Booking
Contact: Provincial Office,
Scouting Ireland,
c/o National Office. |
|  | Leader's family bookings accepted |  | Campsite is available to non Guide/Scout groups. Guides/Brownies will not have sole occupancy | | |

The Irish Girl Guides Centre, Mote Park, Roscommon



3 miles from Roscommon



Cottage accessible by public transport



Sleeps 24, separate Leaders room, sleeps 7



Electric heating



Kitchen Diner seats 34



Separate Day Room



4 toilets (1 wheelchair accessible), 2 washrooms, 4 showers



Gas cooker, Toaster, Fridge/Freezer, Dishwasher, Tumble Dryer



There is space for outside Activities. Concrete play area



Opportunities for hiking, tracking and pioneering



Campsite adjoins cottage. 2 acre site. Separate campsite toilets (2), washrooms (2) and showers (2). Campers and cottage visitors have separate facilities



Leaders family bookings accepted



Local Things to See and Do Watersports, bowling, walking, orienteering, Galway, Roscommon, Athlone



Open all year



Disabled access



Parking available



Pay Phone



Cottage is available to non Scout/Guide groups



Campfires permitted—new base for altar fire now fitted



Full information sent to Leader before visit. €20 deposit



Contact Eilish Feeley for booking information



No Friends group



Booking Contact: Eilish Feeley, c/o National Office.

Campsite, The Demesne, Castlerea, Co. Roscommon



5 minutes walk from the centre of Castlerea



Wet weather facility includes kitchen, washing area and showers



Campsite



Local Things to See and Do Swimming, Castlerea



Booking Contact: Mae Callaghan, c/o National Office.

Belgian Cottage and Campsite, Glenstal, Murroe, Co. Limerick



27 km from Limerick city



Very limited public transport, not suitable for groups



Sleeps 15 (12 girls and 3 Leaders)



Open fire in dayroom



Kitchen diner seats 20



3 toilets with 3 basins, no showers



Cooker and fridge. No washing machine, dryer or toaster



There is space for outside activities



Opportunities for hiking, pioneering and tracking



Campsite adjoins cottage. 36 tent pitches. 2 campsite toilets, no washrooms or showers. Campers only use the cottage if they have booked it as well



Leaders family bookings accepted



Local things to See and Do Limerick city, Clare Glens, Glenstal Abbey



No pay phone



Cottage and site is only available to I.G.G. groups. Sole occupancy if requested



Campfires permitted



Bookings taken all year









Booking Contact: Catherine Cotter c/o National Office.

Galway Distribution Centre can also be used for holidays and visits.

**Joy House,
36 New Road, Galway**



-  36 New Road, Galway
-  Bus and Train stations less than half a mile
-  No beds. Sleeps 20 on the floor in the main room, 3 in the Leaders room
-  Oil fired central heating
-  Large dining room and kitchen, seats 24 comfortably
-  3 toilets, 2 showers, wheelchair accessible
-  2 electric cookers, fridge freezer, toaster, burco water heater
-  Garden with 3 picnic tables and barbecue









-  No campsite
-  **Local Things to See and Do**
Galway city, shopping, swimming pool, bowling, Children's Science Museum, Aquarium, Beach
-  Open all year round
-  Disabled access
-  Parking difficult
-  Private Phone

-  Cottage is available to non-Guide/Scout groups.
-  Full information sent to Guider before visit
-  Contact Jane Turnbull/Ann Walton for booking details
-  No Friends group
-  Bookings
Contact: Jane Turnbull
c/o National Office.

**Violet Hill Outdoor Centre, Broadford,
Co. Clare**



-  14 miles from Limerick city
1 mile from village
-  Not accessible by public transport
-  Sleeps 24, separate Leaders room, sleeps 4
-  Electric heating plus open fire in day room
-  Dining room/Day room seats 30
-  4 toilets, 1 washroom with 4 sinks, 1 shower
-  Gas hob, electric oven, fridge-freezer. No washing machine or dryer, no toaster.
-  There is space for outdoor activities
-  No campsite

-  Opportunities for hiking, tracking and pioneering in woodlands
-  Leader's family bookings accepted
-  **Local things to See and Do**
Limerick City, Ennis, The Burren, Killaloe
-  Open all year round
-  No disabled access
-  Parking available
-  No pay phone
-  Only available for Guide and Scout groups

-  Bookings can be made during the Guiding year
-  No Friends Group
-  Booking:
Contact: Catherine Cotter
c/o National Office.

COUNCIL OF IRISH GUIDING ASSOCIATIONS UPDATE



CIGA, the Council of Irish Guiding Associations, consists of The Irish Girl Guides and members of the Catholic Guides of Ireland that are resident in the Republic of Ireland only. Since its formation in 1993, CIGA has been the Irish representative to WAGGGS.

One of the aims of CIGA has been to find a way for all members of the Catholic Guides of Ireland to become full members of WAGGGS – up to now the members of CGI who are resident in Northern Ireland have not been members of WAGGGS. For the past 25 years, the World Board has been in consultation with The Irish Girl Guides and the Catholic Guides of Ireland in order to achieve this aim.

The talks, chaired by Mary Lyn Myers, Vice Chairman of the World Board, culminated with CGI and Girlguiding UK signing an agreement, as a result of which CGI members in Northern Ireland will become members of WAGGGS. Each year CGI will report to Girlguiding UK the membership figures for CGI members resident in Northern Ireland. Girlguiding UK will then include these numbers in its census figures to WAGGGS, and CGI will pay the appropriate sum to WAGGGS.

Thus CGI members that are resident in Northern Ireland will now become members of WAGGGS. They will be members of CGI, but will not be members of CIGA, and therefore will not be eligible to represent CIGA at World or European Conferences.

As a result of the above, it was necessary to amend the CIGA Constitution. During February and March, the Executive Committee held information meetings for all members of the General Council in every Region. A postal ballot was held of all Council members prior to the meeting of the General Council in April, and at that meeting it was announced that the amendments had been approved by over two thirds of the Council. The World Board has also approved these amendments.

The Executive Committee would like to thank all Council members who attended the meetings, considered the amendments and voted to approve them.



FELLOWSHIP OF IRISH GUIDE AND SCOUT GUILDS

2007/2008 has been a very good year for The Fellowship of Irish Guide and Scout Guilds, consisting of Trefoil Guilds and the Baden Powell Fellowship. All of the guilds met on a regular basis and a number of exciting events took place.

The big event this year was hosting the annual reunion for "Friends of the 4 World Centres". This took place at the I.C.A. house, "An Grianán", in Termonfeckin, Drogheda. 51 members from Ireland, UK and the USA attended. We were blessed with perfect weather and all the attendees enjoyed visits to Newgrange, Malahide and Dublin. In the evenings we had a variety of entertainment and we had a special dinner, because this year, the "Friends" are celebrating 21 years.

In April, I went to Cyprus for a workshop organised by the European Committee of The International Guide and Scout Fellowship. There was lovely weather and extremely good hospitality from our Cypriot colleagues.

By the time you read this several members will have been to the ISGF World Conference in Vienna, Austria. We are hoping to welcome a member of the ISGF World Committee sometime in the autumn. Anyone who remembers Anne Dupont from Belgium, who attended a camp here in the early 60's, please get in touch and we'll let you know the arrangements in due course.

Our Upcoming Events in the 2008/2009 Guiding year will include:

- The next reunion of the "Friends of the 4 World Centres", at the Welsh Guide Training Centre, Broneirion. 20-24 April 2009.
- The Western European Gathering in Dundee, Scotland. 18-22 August 2009. It will be hosted in Dundee University, and the inclusive cost will be £400 sterling plus travel costs.
- The European Conference, in Cyprus. Early November 2010, the date is still to be finalised. It will be hosted in the Adams Hotel, Aya Napa. (We were shown around and had lunch there in April – and it is very nice!!)

On a personal note, I am coming to the end of my term of office. It has been a great experience. I've made lots of new friends and been to lots of new places and had a great deal of FUN! ***It is now time for someone else to take over.*** Please let us have your nominations for my replacement in time for our AGM in October. Candidates should be able to use a computer as most communication these days is done through e-mail.

Sheila Luckwill, International Secretary.

Special Needs Grant Application Form



We will shortly receive our grant from the Government for allocation to Units who may need additional financial assistance. Ideally this money should be used to enable your members to participate fully in your Unit activities e.g. help with purchase of uniforms, payment of membership fees and subsidies for camp/holidays. Where possible please consider improving your own Unit's facilities and equipment and holidaying locally to save money.

Would all Unit Leaders please ensure that their application is absolutely necessary.

If you wish to avail of this money complete the form below and send it with a covering letter to your Regional Commissioner by 31st October 2008.

Regional Commissioners

Eastern Region	Amanda O'Sullivan, c/o National Office.
South East Region	Celestine Fennessy, c/o National Office.
South West Region	Pat O'Brien, c/o National Office.
Mid West Region	Anne Lillis, c/o National Office.
West & Central Midlands	Therese Joyce, c/o National Office.
North West Region	Hilary Murphy, c/o National Office.
North East Region	Marian Hanratty, c/o National Office.

Applications received after closing date will not be considered

Special Needs Grant Application Form 2008

UNIT NAME _____ AREA _____ REGION _____

NAME OF LEADER IN CHARGE _____ PHONE NO: _____

ADDRESS _____

PURPOSE FOR WHICH MONEY IS REQUESTED _____

NO. OF MEMBERS FOR WHICH MONEY IS REQUESTED _____

AMOUNT REQUESTED PER MEMBER _____

TOTAL AMOUNT OF MONEY REQUESTED _____

Remember last date for receipt of completed Application Forms is 31st October 2008.
Forms and covering letter to be sent to your Regional Commissioner.

Thinking Day 2008

The following Units and individuals contributed to the I.G.G. 2008 World Thinking Day Fund. We raised €12,091.38 so far in 2008—well done to everyone!

1st Wexford Brownies
Alderwood Brownies
Arbutus Brownie Pack
Arbutus Guide Company, Cork
Arbutus Ladybird Unit
Ardagh Guide Pack
Audrey Carr
Ballinteer Guides,
Ballybay Guides, Brownies, & Ladybirds
Ballybrack Brownies
Ballymote Brownies
Ballyquirke Brownies
Banagher District
Barna Brownies Aisling Pack
Barna Brownies Saoirse Pack
Barna Guides
Barna Ladybirds
Beann Eadair Brownie Guides
Belleek Brownie Pack
Blackwood Ladybird Guides, Portmarnock
Blackthorn Brownies
Blessington Girl Guides
Borris-in-Ossory Brownie Pack
Caherdavin Guides
Caherdavin Ladybirds
Camcor Guide Co. Birr
Camlin Brownies, Longford
Carnmore Brownies
Carnmore Guides
Carraig Brown Brownies,
Cealla Unit
Celbridge District Units
Charleville Ladybirds
Churchtown Brownies
Cnoc Eoin Brownie Pack, Waterford
Cobh Brownies and Guides
Coolagad Guides
Corcra Ladybirds, Birr
Cork Trefoil Guild
Crosshaven Brownie Unit
Crosshaven Ladybirds
Daviglade Brownies
Delgany Brownies
Delgany Ladybirds
Diane Dixon
Dilys Lindsay
Donegal Brownie Pack
Dublin Trefoil Guild
Dun Laoghaire Trefoil Guild
Dundrum Brownies
Dundrum Ladybirds
Dunshaughlin Ladybirds
East Wicklow Trefoil Guild
Enniscorthy Brownies
First Blessington Ladybirds
Galtee Guide Company, Mitchelstown
Galway Area Trefoil Guild

Glenmore Brownies
Glensskin Brownie Guides
Glyde Guides, Brownies & Ladybirds
Greystones Brownies
Greystones Ladybirds
IGG Executive
Joke Van der Flier
Kells Ladybirds & Round Tower Brownies
Kilkenny Area
Kilkenny Brownie pack
Kilkenny Guide Co
Killarney District
Killiney Guides
Kilternan Brownie Guide Unit
Kilternan Guide Unit
Kinsale & Bandon Brownie Units, Co. Cork
Knockbridge Brownies, Dundalk
Knocknacarra Guides
Leixlip Brownie Guides
Lisdoonvarna Guides
Lispole Brownies
Lucan Brownies
Lucan Guide Company
Lucan Ladybird Guides
Lydia Nesbitt
Macalla Guides
Margaret Hamilton Reid
Middle Third Area, Midwest Region
Middleton and Carrigtwohill Guides
Monaghan Ladybirds
Monasterboice Ladybirds, Brownies & Guides
Morning Star Brownies
Mosse Brownie Pack, Portaoise
Mosse Company
Moycullen Brownies
Moycullen Company of IGG
Moycullen Guides
Moycullen Ladybirds Aras Uilinn
Naas Ladybird Girl Guides
Oldcastle Brownies
Owenabue Ladybirds
Pinewood/Knocklyon Brownies
Phoenix Guide Co. & Albatross Brownie Unit
Prosperous Brownie Guide Pack
Rainbow Ladybirds, Raheen
Rathdowney Girl Guides
Rathdowney Ladybird Guides
Rathfarnham Brownies
Rathfarnham Girl Guides
Rathgar Brownie Pack
River Valley Guide Unit
Sallins Brownies and Guides
Sandymount Brownies
Setanta Brownies
Shandrum Brownies, Kilbolane Brownies,
Smartie Brownies & Dolphin Guides

Sheila Luckwill
Silver Birch Brownies, Clones
South Cork Trefoil Guild
St Aideen's Brownie Guides
St Gerard's Brownie Unit
St Gerard's Guide Unit
St Laurence's Gate Brownies, Drogheda
St Patrick's Brownie Guides, Corduff
St Patrick's Ladybird Guides, Corduff
St. Anthony's Brownies, Drogheda
St. Nesson's Girl Guide Co., Limerick
St. Nicholas Parochial Brownies
Taney Brownies, Dundrum
The Crescent Ladybirds, Limerick
Tirellan Brownies
Tirellan Guides
Tivoli Brownies
Trim Ladybirds
Triogue Brownie Pack
Triogue Ladybird Guides
Tullow Brownie Guides
Whitechurch Ladybirds
Wilow Brownies
Woodland Ladybirds
Yellow Steeple Brownie Guides
Zion Brownies

We raised €12,091.38
for World Thinking Day!

Thank You
Everybody!!!



OUTREACH DEVELOPMENT



Hi everyone,

I would like to take this opportunity to introduce myself to you all. My name is Catherine O'Connor and I am delighted to say that I am the new Outreach Development Officer for the Irish Girl Guides. Some of you might have met me before, possibly at local, regional or national events but for those who I have not met before, here is a little bit of information about me

SO WHERE TO BEGIN:

I have been involved in Guiding for over 21 years now, starting off as a Brownie aged 7 in Thurles, Co. Tipperary. Since then I have been a member of 5 regions and attended numerous national events. Highlights range from cookouts and camps as a Guide, being a 'durple' at the standing camps in '97, being involved with Galway Senior Branch's mad plans to win the Senior Branch challenge in 2000, representing IGG at a Juliette Low seminar in Sangam, all the way to becoming a Guide Leader who organises weekly meetings and runs weekends away, including a very memorable trip to London in 2001. I love working with the girls from week to week and seeing them trying their best, learning and developing while in a fun, safe, and challenging environment. I have always loved being part of Guiding and the ethos, friendships, guidance and challenges I faced while in Guiding have all played a pivotal role in making me the person I am today.

SO HOW DID I GET HERE:

After completing a degree in accounting, I knew I wanted to change direction and find a way into working full time in youth work, so I applied for the position of IGG Guiding Development Officer in 2002. Straight away I knew I had made the right move, however I knew I needed to go back to college and study youth work. Leaving IGG was a tough decision to make but I knew I would stay involved as a volunteer. Straight away I took on the challenge of chairing the team that ran Dance to a Different Beat in 2004, as it was an idea I came up with while working for IGG in 2002. I spent two years in UCC completing a higher diploma in Youth and Community Work, which included working with a community arts project and a justice project on the north side of Cork city. Then I took up a position with the Youth Service in Cobh where my responsibilities included forming, developing, planning & evaluating a range of activities and services for young people ranging in age from 6 to 18. When I would meet a friend from Guiding I would explain that my job with the youth service involved being a Ladybird, Brownie, Guide and Senior Branch Leader all in one day but just with some boys thrown in as well! In February 2008 when I saw the position of Outreach Development Officer advertised, I was very interested, so I decided to apply and can say the rest is history but more to the point it's the future....

SO WHAT DO I DO

Firstly I am available for support and advice on any aspect of Outreach work. You can call me on 01-6683898 or 086-8537732 or email me at outreach@irishgirlguides.ie I am also available to travel to Districts and Areas in different parts of Ireland to promote "Reaching Out" in your local communities, to provide local support and to provide trainings for Leaders on the integration of girls and young women from minority ethnic communities. The hope is that I will work with you, the Leaders, in your local District or Area and coordinate the visit with your District or Area Commissioner so as to maximise my time in each locality. So talk to your District and Area Commissioner today and start the ball rolling at your end as well.

My Job description includes:

- Supporting the volunteer members of the Outreach Committee in their work.
- Helping to develop and implement IGG's integration strategy.
- Promoting IGG's outreach programme in the community.
- Providing a comprehensive outreach training and support scheme for IGG Leaders.
- Liaising with other organisations to inform them about IGG's outreach programme.
- Raising IGG members' awareness of girls and young women from minority ethnic communities.
- Training IGG leaders and trainers and raising their awareness of the benefits and challenges of integration.
- Helping IGG leaders to target girls and young women from minority ethnic communities, to promote Guiding to their parents and to integrate the girls and young women into their Units.

Finally I would like to say that I am looking forward to meeting you all as I travel around the country and please pick up the phone, or email, or write at anytime. No matter how big or small your query, I am here to help you, the Leader.

Yours in Guiding,
Catherine


CONGRATULATIONS



& WELL DONE

*To all involved with the IGG Guide Unit in Crumlin Children's Hospital
which opened on the 3rd of July*

There will be an article on the Unit in October's Trefoil News



WATCH THIS SPACE...

**THE
IGG OUTREACH PACK
HAS GONE TO PRINT
AND ONE WILL BE
POSTED TO EACH
UNIT SHORTLY!!!**

The Outreach Pack has lots of advice on 'reaching out' in your community and is full of fun and educational activities around issues such as diversity, respect, communication and multiculturalism, for use in all Units

The Outreach Committee is currently looking for new members

Are You Interested....

- In activities promoting diversity and multiculturalism in IGG*
- In Reaching Out with the outreach committee*
- In getting involved nationally with IGG*

Then ... WE WANT YOU!!!

Please contact Catherine,
the new Outreach Development Officer
at 01-6683898/086-8537732
to find out more information.



DEV. ED.



DEVELOPMENT EDUCATION

NATIONAL YOUTH COUNCIL OF IRELAND ADVISORY GROUP REPRESENTATIVE

After 6 years sitting on this Group for IGG, I am retiring due to work commitments. I have thoroughly enjoyed my time and gained a lot of knowledge and good friends in the DE world. Even though when I began I knew nothing about Development Education, I did know that it was beneficial for IGG.

It was out of this Advisory Group that IGG's Development Education Badge evolved and it would be advantageous to keep the dialogue going and be up-to-date with all the happenings in the DE world as well as 'One World Week'.

Lately there have been a few personnel changes on this Group and the age profile is now younger and there are more new faces. Most of the youth organisations in Ireland have a rep on this committee as well as the NGO's and Irish Aid.

The Advisory Group meets approximately 4 times a year and usually on Friday mornings at 11.00 am, though this can change. Lunch is provided and the Christmas meeting is the best one of the year. The meetings are 2 hours long and the agenda is set by NYCI.

We give input on 'OWW' as well as what is happening in our own organisations and then bring the information of the meeting back to IGG National Office. The new rep. would be a liaison between what is happening in IGG and the world of DE in Ireland.

I am happy to 'shadow' the new IGG rep for a couple of meetings. But, they are a great Group of dev-edders (very friendly and helpful), and I'm sure whoever takes up the challenge will be very happy with it.

Hazel Murphy
I.G.G. Rep. For Dev. Ed.

Waste Not, Want Not!

Recently the G8 Summit has focused on Fuel and Food, and their rising prices. They may be trying to figure out how to boost the economies while taking these surging costs down, but luckily for us, we don't have to worry about solving these major problems. We just need to be a little more aware of how we use our resources, including food and fuel.

We won't weigh you down with facts and figures, but do remember that 3 million tonnes of waste is being generated in Ireland each year, and that is increasing. We are surrounded by ads encouraging us to turn off lights, stop running taps and leave our cars at home.

We're not going to bombard you with any more of that, rather show you some fun places you can visit with your unit – get out and about and discover all the amazing ways we can be more fuel and food efficient. Get the girls thinking about the abundance of food that is wasted in each household and encourage them to do their bit to reduce this. On the next page are some interesting options for a fun and educational day out.





DEV. ED.



DEVELOPMENT EDUCATION

Dominican Farm and Ecology Centre, Co. Wicklow

A lesser known facility in Wicklow town is this 70-acre organic farm. Groups can visit the Farm to see the animals, have a walk in the organic gardens and sow a seed to take home.

Website: www.ecocentrewicklow.com

Telephone: 0404 61833

Rossinver Organic Centre, Co. Leitrim

This centre can offer youth groups nature walks and guided tours around their organic farm. It is 19 acres of beautiful gardens and it is a recognised eco-tourism destination. Their website is www.theorganiccentre.ie and they can be contacted on 071-985 4338.



ENFO Centre, Dublin

ENFO accommodates groups of all ages for talks and exhibitions. They have a library service and lots of posters and materials. They are based in St. Andrew Street, Dublin 2 and all their services are free of charge. Contact the Education Officer on 01-8882001 or visit www.enfo.ie



s • nairte

Sonairte, Co. Meath is an interactive visitor centre promoting ecological awareness and sustainable living. They run themed open days, group guided tours and summer camps. They have an adventure playground, café and river walks. www.sonairte.org 041-9827572



Just Forests, Co. Offaly

Providing a travelling, hands-on exhibition, 'Wood of Life' highlights the social, environmental and economic importance of the world's forests through the medium of wood. They would be happy to accommodate Guide-age groups at the workshops. Contact Tom Roche on 046-9737545.

Venues for 2008/2009:

Tralee & Killarney	Sept/Oct 08
Limerick	Nov 08
Waterford	Dec 08
Letterkenny	Jan/Feb 09
Cork	Mar 09
Drogheda/Dundalk	Apr/May 09
Wexford	Jun 09
Galway	Jul 09
Kildare	Oct 09

Contact numbers for each to be found on their website :

www.justforests.org/wood_of_life

These issues focus on the Poverty & Hunger section in the Dev Ed syllabi – has your unit played the Biscuit Game, Fair Shares game or the Paper Bag game? Try them to further the girls' realisation of poverty in the world.

Don't forget – its World Car Free Day on the 22nd of September!

International Day of Peace

21 September



The International Day of Peace was established by a United Nations Resolution in 1981. It was first celebrated on September 21st 1982. It provides an opportunity for individuals, organisations and nations to create practical acts of Peace on a shared date.

The day should be a global ceasefire and a day of Peace and Nonviolence in our own communities and between nations.

The day is a chance to show that you care about building Cultures of Peace for the children of this and future generations. The day should serve as a reminder of our permanent commitment to Peace.

Wherever you are, you too can make a stand for Peace, by telling a story, taking a minutes silence, lighting a candle for peace, creating a poster/ bookmark etc., or playing a game that educates children about war and peace.

A good peace builder...

... Is an effective listener

... Promotes peaceful coexistence

... Encourages

non-violent conflict

resolution

... Ensures

dialogue and communication

As an introduction to the topic of Peace, you could use the story below about the nuclear bomb in Hiroshima, for older children. You could also look at World War Two, or the Northern Ireland Peace Conflict, if you want a situation closer to home.

Ask the Girls for their ideas about War and Peace, conflict and resolution and how we can all do our part for a more peaceful society.

The Story of Sadako Sasaki **and the Paper Cranes**

Sadako Sasaki was a Japanese girl who lived near Misasa Bridge in Hiroshima, Japan. Sadako was a victim of the first ever atomic bomb which was dropped on Hiroshima on August 6, 1945. Sadako was only two years old. At the time of the explosion she was at home, about 1 mile from ground zero. Ten years later she was diagnosed with leukemia, which was widely accepted to be a disease which occurred in those exposed to the radiation from the nuclear bomb. She was hospitalized on February 21, 1955 and given, at most, a year to live.

On August 3, 1955, Chizuko Hamamoto — Sadako's best friend — came to the hospital to visit. She cut a golden piece of paper into a square and folded it into a paper crane. At first Sadako didn't understand why Chizuko was doing this but then Chizuko told her the story of the paper cranes. In Japan there was a belief that if someone folded 1,000 cranes, they would be granted a wish. Inspired by the story of the crane, she started folding them herself, wishing for good health.

International Day of Peace

21 September



Though she had plenty of free time during her days in the hospital to fold the cranes, she lacked paper. She would use medicine wrappings and whatever else she could find. This included going to other patients' rooms to ask to use the paper from their get-well presents. Chizuko would bring paper from school for Sadako to use.

During her time in hospital her condition progressively worsened. With her family around her, Sadako died on the morning of October 25, 1955. One version of the story is that she fell short of her goal of folding 1,000 cranes, having folded only 644 before her death, and that her friends completed the 1,000 and buried them all with her. However an exhibit which appears in the Hiroshima Peace Memorial Museum stated that by the end of August, 1955, Sadako had achieved her goal but continued to fold more cranes, until her death in October.

After her death, Sadako's friends and schoolmates published a collection of letters in order to raise funds to build a memorial to her and all of the children who had died from the effects of the atomic bomb. Sadako has become a leading symbol of the impact of war on children. In 1958, a statue of Sadako holding a golden crane was unveiled in the Hiroshima Peace Memorial Park.

At the foot of the statue is a plaque that reads: *This is our cry. This is our prayer. Peace in the world.*



The Statue is constantly surrounded by freshly folded cranes sent from schools around Japan and the world.



If you would like to fold a crane for peace, please see the instructions and diagram on page 28.

If older children would like to, you could encourage them to read some books about World War II in their spare time; to celebrate the International Day of Peace. Being informed about the mistakes that were made in the past, is one of the ways to create a peaceful future.

Books that are particularly good and recommended for children 11+ are:
Boy in the Striped Pyjamas - John Boyne.
Number the Stars - Lois Lowry.
& The Diary of Anne Frank.



International Day of Peace

21 September



LADYBIRD PEACE ACTIVITIES

What's the story?

Aim: That young people explore ways in which conflicts happen and how they can be solved.

Time: 20 Minutes

Materials: Copies of the story below, paper, crayons/markers.



To begin, sit in a circle and read out the story. Ask the following questions:

Who are the main characters in the story?

How did they behave in the story? Was it fair of them? How did they solve their problem?

Can you think of any other ways they could have solved their problem? Can you remember any occasions when you may have behaved in a similar way? How did you resolve the situation?

Give out paper and crayons, or markers. In pairs or small groups ask the children to illustrate the story. Display all the drawings. Ask if they know any other stories with conflict in them, such as Little Red Riding Hood, The Three Pigs,

HAY HAY, WE'RE THE DONKEYS!!!!

Once upon a time a farmer had two donkeys. The donkeys were called Mandy and Sandy. They went everywhere together. Well they had to, they were tied to one another by a rope!

One day the farmer led them into a field in which there were two piles of hay. Mandy made straight for one of the piles of hay but just before she reached it she was pulled back. Sandy too rushed towards a pile of hay but before he reached it he was pulled back.

Mandy and Sandy stretched and strained, but to no avail. The harder they tried, the greater the resistance. They sat down exhausted. 'I'm hungry', said Mandy. 'Why don't you let me eat?' 'I'm hungry too', said Sandy. 'You won't let me eat'.

They sat for a while and thought about it. 'Why don't I eat first and then you can eat', said Sandy. 'Yeah, right,' said Mandy. 'Do you think I was born yesterday? As soon as you've eaten your pile you'll go to sleep on the spot and I won't get near my pile.'

Finally Mandy had an idea and told Sandy. Both donkeys went to the same pile of hay and ate it. Next they went together to the other pile of hay and ate it too. When they had both eaten their fill, they lay down and went to sleep.



CRAFT CORNER



Peace Bookmark

Equipment:
White Card, Green Card, Scissors, Glue, Markers.



Draw the body of a dove onto white card. Cut out the body. (You could use the doves above as templates)



Cut a rectangle of green card, roughly 6 inches by 1 inch.



Glue the dove to the top of the green card and have the girls write their message of peace in coloured markers.



International Day of Peace

21 September



BROWNIE AND GUIDE PEACE ACTIVITIES

Building Peace

Aim: to show how groups need to compromise in order to achieve peace.

Time: 30 minutes

Materials: cards for each country, scissors, glue, sticky tape, newspapers, string, wool, tinfoil, egg cartons, toilet roll holders, etc, for the monument construction. Markers, crayons, and paper.

What to do:

Form four teams. Explain that countries A,B,C and D have been at war for many years. Finally they have agreed to participate in a peace process with their former enemies. The countries have agreed to construct a monument to peace. Give each team one of the country cards, opposite. They have 5-10 minutes to discuss the type of monument they would like to have in their own country group. The groups then come together and have 15 minutes to construct a group monument, using the materials provided.

After 15 minutes, or when the monument is constructed, end the game and discuss the following:

What happened at first?

Was it easy to agree on a monument? Why?

How did you feel when you built the monument?

What qualities helped with promoting peace between the countries?

What qualities prevented you from working together?

DON'T SAY A WORD

Aim: that participants understand how assumptions and lack of communications can result in conflict.

Announce that no one is allowed to talk. Ask participants to form 3 equal sized groups. Place a set of chairs in the middle of the room. Hand out an instruction face down to each group. Explain that they have five minutes to complete their task.

Group 1: Place the chairs in a straight line.

Group 2: Place the chairs in a circle.

Group 3: Bring the chairs outside the room.

After 5 minutes, call a halt, if the groups are still in conflict, explain that it is not a competition. Ask what happened in the game? What assumptions did the group make when they got their instruction? How did people feel about the other groups initially? How did the groups feel when they realised it wasn't a competition? What did the groups have to do to work together?

Country A

You are a proud people, with a long history and rich culture. Your country is rich in raw materials that other countries covet. When people meet on your country, eye contact is avoided and physical contact is kept to a minimum. You are uncomfortable dealing with others and don't like being told what to do. In your country birds are a symbol of hope and the future.

Country B

Your country is small and has a short history. However, what it lacks in traditions it has compensated for with large engineering projects. You are a very friendly people and smile all the time. You are used to touching each other and strangers. In your country the Sun is a symbol of growth and prosperity.

Country C

Your country is rich and prosperous. Your people are proud of their history and place in the world. You are used to taking the lead and having others follow. Others often mistake your confidence as arrogance. Your people talk very loudly and are direct in what they say. In your country, trees are a symbol of life and hope.

Country D

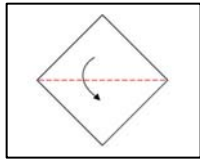
Your country has a very fertile land and relies heavily on agriculture. There are no words for 'yes' or 'no'. You usually respond to questions with questions. Smiling is not considered appropriate, you prefer to frown. In your country crops are a symbol of peace and growth.



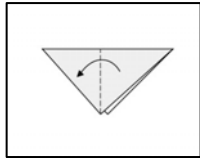
How to Fold a Peace Crane

(This activity is probably best for those over 10/11)

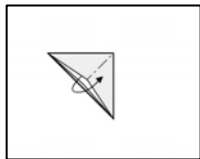
Before starting, ensure you are using a perfectly square piece of paper for the best crane possible. It is unlikely that your first crane will be a success, but by the third time, it should be quite good. Remember practice makes perfect.



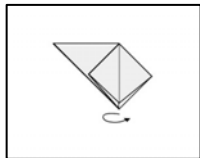
Step 1
Fold in half diagonally.



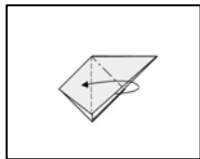
Step 2
Fold in half diagonally again.



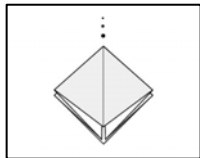
Step 3
Spread the pocket out from the inside and fold to make a small square.



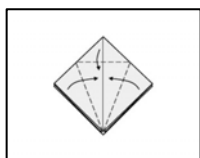
Step 4
Turn over.



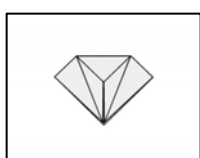
Step 5
Do the same as in step 4.



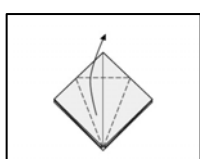
Step 6
The figure should look like this.



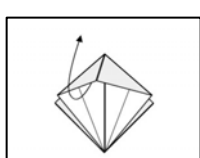
Step 7
Here's the tricky part - Fold left and right corners towards the center line and then fold top corner in.



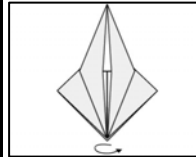
Step 8
The figure should look like this.



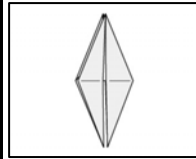
Step 9
Now, open the pocket by pulling the bottom corner up



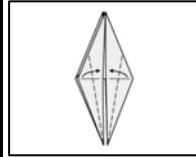
Step 10
Like so, and then fold inwards towards the center along the crease.



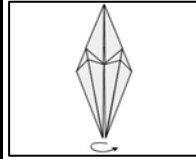
Step 11
The figure should look like this. Be careful to fold the edges and corners cleanly. Turn over and repeat Steps 6, 7, 8.



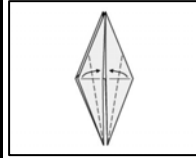
Step 12
Now you have the Base. You've come half way.



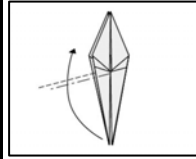
Step 13
Making sure you have the right side up, fold as per the dotted lines using the top layer only.



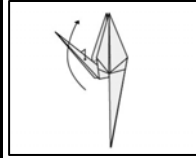
Step 14
The figure should look like this. Turn over.



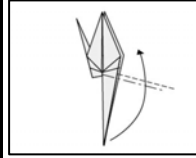
Step 15
Do the same as step 13. Getting hard? You're almost there.



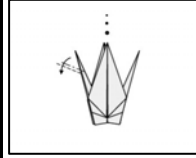
Step 16
Reverse fold at dotted lines to form the head.



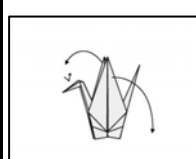
Step 17
Slightly open the side, and bring the head part up like this



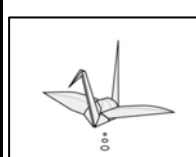
Step 18
Bring up the head to this point and press down. Do the same to form the tail on the other side.




Step 19
Reverse fold at dotted lines to form the beak. You can select the length of the beak.




Step 20
Bend the wings out into proper position. You can blow in from the bottom to puff out the body.



Step 21
Voila! The finished peace crane.



Cinderella



ONCE UPON A TIME..... in a magical land far far away, there lived a girl.....and she had an evil stepmother and two ugly step-sisters, but there was also a charming prince, a very best friend and a fairy godmother..... in this enchanting tale of magic and romance.....

So, Roll Up... Roll Up..... because it's time to start planning the I.G.G Pantomime..... This years Pantomime is Cinderella in the Gaiety. The I.G.G. will be taking over the whole of the Gaiety on Sunday 30th November at 1.30p.m. For a whole lot of fun and frolics.....

We realise it's very early to be thinking about the Christmas pantomime, but we really do need to know the numbers as soon as possible. Tickets for the I.G.G. performance usually sell out quickly, so do get your booking form in soon. Booking opens immediately, and bookings will only be accepted on the official booking form (see below) , those not receiving tickets will be notified ASAP.

Pantomime Booking Form

Please make your cheques/ postal orders payable to:

THE IRISH GIRL GUIDES

*All bookings must be accompanied by FULL payment.

*Deposits will not be accepted.

*Post-dated cheques will not be accepted.

Name _____

Address _____

Telephone _____

Company/ Pack/ Unit _____

Please state the number of tickets you require, giving both your first and second choice. If your first choice tickets are sold out, your second choice will be allocated to you, numbers permitting.

Bookings to :

Mrs. Pamela Galloway
c/o National Office.

No. of tickets @ €20	(Parterre)	First Choice _____	Second Choice _____
No. of tickets @ €20	(Dress Circle)	First Choice _____	Second Choice _____
No. of tickets @ €16	(Grand Circle)	First Choice _____	Second Choice _____
No. of tickets @ €14	(Upper Circle)	First Choice _____	Second Choice _____

NUMBER of TICKETS

_____ Tickets


PLUS €1, Postage & Packing (P&P)

€1 P&P


TOTAL

IT'LL DO MAGIC, BELIEVE IT OR NOT??
BIBBIDI - BOBBIDI BOO! !!





LADYBIRDS



Welcome back everyone and we hope you enjoyed your summer break! We have good news for all guiders because "I am a Ladybird Leader" will be available in the distribution centre in September /October. This leader's pack is full of new games, crafts and ideas for your unit and is a perfect companion to "I am a Ladybird". We would like to encourage as many of you as possible to attend your regional trainings as they will specifically focus on the new pack.

The Ladybird Committee



Getting to Know You



This is an excellent opening game to play with all your new Ladybirds in September. It will encourage all the girls to get to know one another a little better


You will need: a beanbag or a ball.

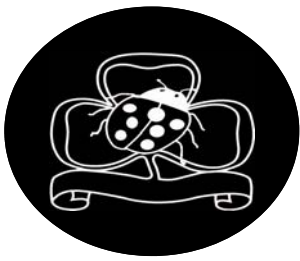
The Leaders and Ladybirds stand in a circle. The Leader begins the game by throwing the beanbag or ball to someone in the circle, and asking a question at the same time such as "What's your name?", "What's your favourite colour?" and so on.

The person who catches the beanbag/ball must answer the question and then throw it on and they in turn ask their own question. The game works best if you can keep it moving quite quickly, so with the new Ladybirds you may have to step in to prompt the younger girls.




Barna Ladybirds - Galway are a lucky lot to have Barna beach and woods 5 minutes walk from their meeting place and on the rare fine Friday evening that comes along, and the tide is out- it's off to seaside they go. Here are some pictures of the girls with their own "aquariums" made up with items found on the shore. The Leaders filled the bags with sea-water and let the girls do the rest. Everything was put back on the beach – much to their disappointment – to comply with Leave No Trace.





LADYBIRDS



Autumn is a fantastic time to make leaf rubbings. They are so simple and below are some lovely ways to use them.



LEAF RUBBING FAIRY

You will need:

- Crayons
- Paper
- Skin tone/white card
- Fallen Leaves
- Glue
- Pens
- Scissors

Put leaves under the paper with the veins pointing upwards, holding them still, rub over the paper with the side of your crayon until a picture of the leaves appears on the paper.

Cut out your leaves

From the card, cut out a body shape and draw on a face and some hair.

Use the cut-out leaf rubbings to make a dress and wings and glue them to the body.



LEAF PEOPLE

You will need:

- Dried, Fabric or Paper leaves
- Pens
- Paper
- Glue

On your paper, lay out the leaves until they look like a person.

When you are happy with the design you have made, glue the leaves to the paper.

LEAF TOSS

You will need:

- Sheet or parachute
- Leaves (dried, fabric or paper ones)

Place the leaves in the middle of the sheet or parachute.


Gather around the sheet and have the girls lift the sheet slowly and then quickly to see how all the leaves "float".

You can sing this song at the same time


The Leaves are Falling Down.

To the tune of "The farmer in the Dell"

The leaves are falling down
 The leaves are falling down
 Red, yellow, green and brown
 The leaves are falling down



LADYBIRDS



**Happy
Birthday
to the
Ladybirds**



Ladybirds are 20 years old!!!

And to celebrate we have two great competitions for you

Did you know that in 2009 we will be celebrating the 20th Birthday of the founding of Ladybirds in Ireland? To celebrate this wonderful occasion we are running not one but two competitions!

The first competition will provide an opportunity for you Leaders to come up with a design for the 20th Birthday badge, which will be given to the Ladybird Guides instead of their day out badge. This badge could have 3 or more colours in the design.

The second competition will be for the Ladybirds to design a Tee Shirt which will have a white background with up to three colours. We have included a T shirt template for their designs. The winning t shirt will be printed and available to buy during the year.


Closing date for entries for both competitions is the 16th October.

So off you go.....be creative and start colouring. Send your design ideas to Ladybird Branch, c/o National Office.


Memory Lane

Is your unit 20 years old? If so, then we would like to hear from you! Do you have any old photos from the early years of your unit which you would like to share, any stories you would like to write about?

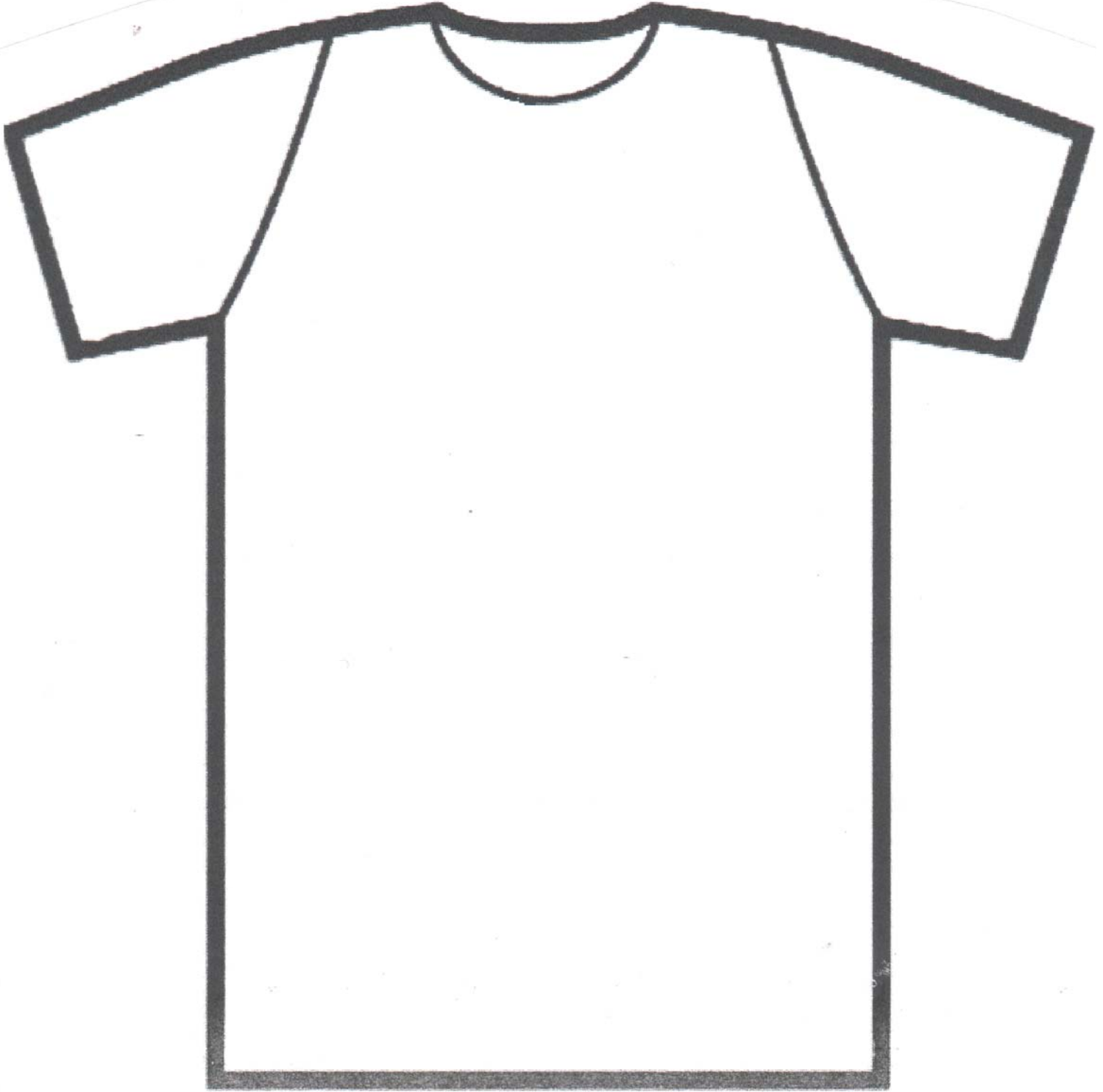
If so send them to Ladybird Branch, c/o National Office making sure you write your name or unit name and address on the back so they will be returned safely to you.



LADYBIRDS



 * T-SHIRT TEMPLATE *
 * FOR LADYBIRDS 20TH BIRTHDAY COMPETITION *



 * Name: _____ Unit: _____ *
 * Address: _____ *



BROWNIES



It's that time of year again! All you Brownie Guide Leaders throughout the country are opening the doors of your meeting halls to welcome back your current and new Brownie Guide members. After your very well deserved summer break it's time to look in your Brownie Box and take out your Brownie Guide Book, opening at the first page where those 3 very important words are "Welcome to Brownies". Your Brownies return again and again because they love their meetings and most importantly they can't wait to meet you, their leaders. It is your dedication and commitment that makes their Brownie Pack special. We hope you enjoy your meetings in the coming year.

Brownie Branch Committee.

Programme Outline for your First Meeting



Opening Games

Either one or a few of these games can be played to enable the girls to get reacquainted with each other and also to introduce the new members through activity and fun. Most meetings are approx. one and half hours so you could time each item before the meeting. Each game will take approx 5-10mins .

Name Tag Switch

Suitable Location: Outside or in the Hall.

Materials: Pre-written labels with all the Brownie's names including your new members who are joining the Pack.



Aim: To get the Brownies mingling with each other after their break and to include the new girls. Gives them a chance to talk to someone different.

Method:

- Give someone else's nametag label to each Brownie and tell them they have to find that Brownie and give her that nametag.
- Everyone should meet at least two other people; the person that they give the nametag to and the person who gives them their own nametag.
- The Brownies will know each other from before the summer but they may have forgotten names particularly if they haven't seen each other in a while.
- It might be an idea to give your Sixers the labels with the names of the new Brownies and when they have handed over the correct name they can help them find the Brownie they are looking for.

TIP: When Brownies arrive put a label aside with their name on it. This will ensure that all participants are present. Check that all Brownies can read the labels and know who they are looking for

Follow That Sound

Suitable Location: Outside or in the Hall

Aim: This is a trust building exercise. It can be played outside so participants have a lot of room to move around. Listening skills are developed and younger members love the chance to make all kinds of sounds.



Method:

Encourage Brownies to pair off with someone they don't know that well or place them in pairs by numbering them.

When pairs are formed they are now called A & B.

- B closes her eyes and stretches out her right arm and A is going to lead her around for a few seconds by the little finger.
- As soon as both parties are ready, A is going to use a sound that B can identify with, it can be sound of a cat, a tiger or any sound she wants to use.
- When they have agreed on a sound, A will let go and try and lead B around using only sound, no talking at all.
- After a few minutes let them change around. It must be emphasised to both parties that they are responsible for the safety of each other.



Band Aid Tag

Suitable Location: Outside or in the Hall.

Aim: To get the Brownies moving quickly and to develop their concentration to see if they can spot who needs rescuing.

Method:

- One person is "it", Choose a name from your It Bag or whatever method you use to choose the Brownie who is it
- Whenever someone is tagged by "it" they must hold a Band-Aid (their hand) on the spot where they were tagged as they keep running around.
- The game continues with Brownies being tagged and when someone runs out of **Band-Aids**, (**they get tagged twice**), they are frozen until two other Brownies come over to them and "**operate**." This means that the two Brownies need to tag the frozen person at the same time and count to five. This will release that Brownie to join back in the game
- Let the game continue for as long as it remains exciting and fun.

TIP: Switch the person who is "it" often. As this is quite an energetic game you may have to have two Brownies as "It". A Brownie can get quite tired trying to tag everyone!



BROWNIES



The Twister

Suitable Location: Outside or in the Hall.

Aim: Develops listening skills, observation skills and Co-operation with each other.

Method:

TIP: Before you begin this game it is important to demonstrate to the Brownies the different positions and what they mean. It may be easier for the leaders to do this for the Brownies. Also explain clearly each of the instructions and what they mean when they are called.

- Divide the Brownies into groups of 3. However 1 or 2 people must not be in a group, they are the extras.
- In each group of 3, 2 Brownies face each other holding each other's hands making an arch. They are called the "House."
- The 3rd person in the group will kneel in between the 2 Brownies. This Brownie is the "Human".
- When all are in these positions, the two extra Brownies can take up any position they like not within group for now.

A leader can then call out one of the following 3 instructions.

EARTHQUAKE: An earthquake knocks down the houses, so Brownies who are the "House" must change partners to form new "Houses", they cannot remain as a house with their existing partners. Brownies who are "Human" must not move, they must remain in their existing place so that the Brownies who are the "Houses" can form new "Houses" over them.

FLOOD: causes the rivers to rise and flood so the "Humans" must move. Therefore the "Human" must change to other "Houses"; they cannot remain in the same existing "House." Brownies who are the "Houses" do not move this time.

TWISTER: Everybody has to change her position. For the Brownies who are the "House", they can either change partners, or they can kneel down to become "Human" themselves. For the Brownies who are the "Humans", they can either change to other "Houses" or they can stand up and partner with someone to become a "House". Whenever the leader calls either 1 of the 3 options, the 2 Brownies who are the extras must move quickly so that they can compete with the original players by partnering up with someone to become "Houses" or by becoming "Humans" and occupying the "Houses". As a result there will be always be 2 Brownies extra each time an option is called. To enhance the excitement the leader shouldn't wait too long to call out instructions so that the Brownies are constantly moving around.



Sock Toss

Suitable location: In the Hall.

Aim: This game is a good way of getting the Brownies to remember names and what order they are called in. The use of socks creates some fun. Develops observation skills to ensure that everyone gets a go tossing the socks.

Materials:

3 pairs of socks of different colours.
(You may be asked are they clean!!!)

Method:

- Roll up the pairs of socks into a tight ball. For a circle of 20 or more Brownies, use three pairs of socks.
- Gather everyone into a circle sitting down or standing.
- A Leader tosses a sock to the first Brownie and says their name. Brownies may have to inquire about each other's names before tossing.
- Each Brownie throws to a different Brownie and so on until each person has caught and thrown the sock. The last person will toss back to the leader who started the sock toss.
- Use the same pattern as the first time and add 2 more pair of socks



Who stole the cookie

Suitable Location: In the Hall:

Aim: Great way of getting to know names and learn rhythm to the clapping actions. You will need to ask for a volunteer to start this game.

Method:

- Have all the Brownies form a circle sitting close together.
- All the Brownies chant together:
"Who- stole- the -Cookie -from- the -Cookie- Jar" while clapping their hands together first and then clapping their thighs at the same time in a pattern. The Brownie who has agreed to start the game calls out a name, of someone in the Brownie Circle and says:

Volunteer: "Josie" stole the cookie from the cookie Jar!

Josie : "Who me"!

Group: Yes! You!

Josie : "Couldn't be"

Group: Then who stole the cookie from the Cookie Jar!

- Josie names another Brownie e.g. Linda stole the cookie from the cookie Jar!

The above pattern is repeated and Linda names another Brownie in the group until everyone has had a chance.

You may have to help the new Brownie members, as they may be quite shy speaking out in front of the Brownie Pack.



BROWNIES



Opening Ceremony

We have Ceremonies to develop the imagination of our Brownies and to create a feeling of unity in the Pack. For all Brownie Guide Ceremonies see pages 213-218 of "The Handbook of the Irish Girl Guides."

The purpose of the Opening Ceremony is to enable the Brownie Sixes to form a ring for the Brownie Ring Ceremony. There are a number of ways this can be achieved. The following is an example of one method.

How Many?

Give out the Brownie Roll books to the Sixer in each group and ask them to stand in their Six Corners and mark in the attendance for each Brownie. Explain to each Six that it is very important that this Roll Book is marked carefully at all times. As this is being completed perhaps a leader could mark the main roll book as well.

As each Six completes their Roll Book they bring it back up to a Brownie Leader and they can then be called in to the Brownie Ring in that order.

Subscription Ceremony

If your Pack collects weekly subscriptions it might be at this point you could collect them.

Each Brownie Pack has its own way of collecting weekly subscriptions. You might like to use the following method.

Six Coins!

Let the Brownies in each Six make the first letter of their Six names with their coins. (There are more ideas in The Handbook of the Irish Girl Guides pg.218.) When the subs have been collected and put away, the opening ceremony continues.

The Brownie leader who has taken the roll books now proceeds to call each Six as follows.

Brownie Guide Leader: How many Elves are coming to Brownies?

Starting with the Sixer, each Brownie claps her hands over her head and says; One, Two, etc and the Sixer then says the total number i.e. "There are six Elves coming to Brownies today." The Brownie Leader (depending which Owl is calling) says, "Come along then!" The Elves skip into the Brownie Ring and sing their Six Song. Repeat this with each Six.

Another variation of the above is to ask each Six to make up their own movements instead of skipping into the Brownie Ring they might like to come in like robots or

dance in making up their own movements. When the Brownie Ring is complete the Brownie Song and a Prayer should be completed.

Brownie Song

The Brownies join hands in the circle and skip in one direction singing.



"We're the Brownies here's our aim.

Lend a Hand and play the Game."

Then the Brownies sing the same song while skipping in the opposite direction.

In some Packs, the members who are not Brownies yet are called "Tweenies" They have their own song;

**"We're the Tweenies as you see,
Someday Brownies we will be."**

They can form an inner circle facing the Brownies and skip around singing their song.

It is nice if a Brownie Leader joins them for the first few times until they become more confident. Tune for this is on the Brownie Guide to songs CD.

Brownie Prayer

Prayer for Autumn:

Thank you God for keeping your promise that seedtime and harvest shall come every year. Thank you for giving us hay and corn, fruit and vegetables, and all we need. Keep us from grumbling or being wasteful and help us to be grateful to all the people who have worked to bring us our food. Amen.

Taken from "A Brownie Pack Prayer Book" Maybe a Brownie might like to make up her own prayer for the group.



Renewal of Brownie Guide Promise and Brownie Guide Leader's Promise.



This would be a nice time at the start of the year for all the Brownies to say their Promise and also the Brownie Guide leaders. It will give the new members a chance to hear it and realise that they too will have an opportunity to make this Promise.



BROWNIES



Pow-Wow

As this is your first meeting after the break it would be a nice idea maybe to have a Pow-Wow as there will be a lot of very excited Brownies dying to share their news. Sometimes this may be the only chance a Brownie gets to talk aloud to a group and she has everyone's attention if only for a few minutes.

Pow-Wow or Talking ring is where the Brownies sit close together; elbows touching and one of the Owls begins the discussion. When a Brownie wishes to speak she makes a special sign by stretching forward her right hand with her 3 fingers touching the floor. In this way everyone who has some news or a good idea can easily be heard.

Programme Work

As this will be a very busy first meeting there may only be enough time to check with each group of Brownies to see where each group are at in their programme.

- Divide Brownies into their various Footprints; Blue, Green, Red, and Yellow and the Tweenies into their pre-enrolment group.
- Recap where each group is and if they are all starting a new footprint or completing one. As all the Brownies have renewed their Promise it might be a good idea to focus on the Promise aspect of each footprint.

Blue Footprint

Promise Challenge: Two areas of this could be selected and worked on for the next meeting. Pg 19 the Brownie Guide Book.

Green Footprint:

Promise Challenge: page 31 part 3 of this challenge with the link to the Homemaker special interest badge.

Red Footprint

Promise Challenge: page 41 part 3 and 4 "What does it mean to be a friend to someone?" And complete page 42 of the Brownie Guide Book

Yellow Footprint

Promise Challenge:Page 49 Part 3 of this challenge with the link to the Conservation special interest badge.

Tweenies:

The Tweenies will go into their pre-enrolment group and receive their new books. If they don't have their books yet it would be an idea to



photocopy page 14 for them to start colouring in as they have heard the Promise during the meeting. The Brownie Guide Promise will be explained in much greater detail to the Tweenies in the weeks leading up to their enrolment as Brownies into the Brownie Pack. Their colouring work can be displayed at their enrolment.

Closing Ceremony

After an enjoyable and busy meeting the Pack comes together for a short ceremony. Some of the following games / songs can be used to end your meeting.

Magic carpet

The Brownies huddle up close together on an Invisible piece of Magic carpet in the centre of the room. When one of the Brownie Leaders comes to the end of the following rhyme the brownies leave the Hall.

**Brownies are over
It's getting late
The magic carpet will never wait
So huddle up closely
And hold on tight and
Away we go into the night.**



Magic Squeeze

Everyone makes a circle and holds hands with the person on both sides of them linking with their little fingers only. Everyone closes their eyes and one Leaders asks for everyone to be very quiet. She announces that she is going to send around a magic squeeze, not indicating whether it will go to her left or right. When she starts it, everyone should still be very quiet with all eyes closed. It should go around the circle and come back to her but the chances are it will start coming back from both sides. When it looks like it has gone around a few times everyone can leave quietly if possible.



Brownie bells




Brownie Bells can be sung at this time. The music for this can be found on the Brownie Guide CD. Actions can be done to this. Pretend to hold a bell in each hand, that they ring while singing the song, or hold hands and swing hands together in time with the song.

**O lord our God
Thy children call
Grant us thy peace
And bless us all.**

or

**O lord our God
Thy children bless
Grant us thy peace
Till the sunrise
Goodnight.**

GUIDES



Hello to all Guide Branch Leaders!

We hope you have had a good summer. The following are some warm up games and ice breakers to get your unit off to a fun start this September.

Guide Branch Committee

The Element Game

Equipment: Handkerchief/neckerchief

Playing:

1. The players sit in a circle and one is chosen to begin the game.
2. That player throws the handkerchief at one of the other players and calls out one of the following elements: Earth, Air or Water.
3. As soon as the player says one of these words, they start to count up to 12 quickly.
4. The player at whom the handkerchief/neckerchief was thrown must name a creature living in the Earth, Air or Water.
5. If they give a suitable answer before the first player reaches 12, they stay in the game and throw the handkerchief next.
6. Players who cannot think of anything to say drop out of the game.



Apples to Oranges

Equipment: One apple, one orange, paper, pencil, container and music.

Playing:

1. Print out slips of paper that you will put into the container.
2. Each slip will be labelled differently as follows.: Before the apple, The apple, After the apple, Before the orange, The orange and After the orange. You might want to do a couple of sets in case certain slips become detectable after use.
3. Once you've completed the slips place them in a container and mix them up.
4. Have players stand in a circle, give the apple to one person and the orange to someone across the circle, then start the music.
5. They are to pass the fruits until the music stops.
6. When the music stops, pull out a slip of paper and read it. If the paper states before the specific fruit that person is out. If it's after the specific fruit that person is out. If it just states a fruit that person is out.
7. So not only do you have to worry about holding the fruit but where it is in the circle.
8. If you have a large group, set up several circles or a circle within a circle would be good.



Heads I Win

Equipment: Two balls

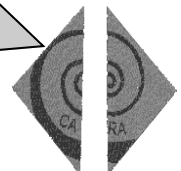
Playing:


1. The players are divided into two teams and each team has a ball.
2. The game starts by throwing the ball high into the air.
3. The idea of the game is to prevent the ball from hitting the ground.
4. No player may touch the ball more than twice in a row.
5. When the ball hits the ground that team is out and the other team scores a point.
6. Play continues for a set time and the team with the highest score wins.

Variations to the game can be passing the fruit under the leg, behind the back or twirl around once then pass the fruit. You could also use different coloured balls instead of fruit

Do you need to bolster your Guide Company's numbers? Why not have a "Friends Night" and play some of these games.

Ask each Guide to bring along a friend and explain that if their friend stays on to take the Promise then both of them get half of the cara badge.





GUIDES

Blanket Identification

Equipment: 1 non-see through blanket

Playing:


1. You'll need two people to hold up a blanket as if it were a curtain.
2. Separate the group of players in half and place the groups on opposite sides of the blanket.
3. Each group picks 1 person from their team (very quietly so the other team doesn't hear) and that person goes and stands right behind the blanket (*make sure that the players standing at the blanket cannot see each other.*)
4. When a player has been selected from each team, to stand at the blanket, the two people holding the blanket drop it. and the two players shout out the other player's name from the opposite team who was standing behind the blanket.
5. The first person to yell the name correctly gets one point. First team with 10 points wins.
6. Do not tell them the game or the rules they will be playing until the blanket is up and the teams are separated.

Nifty Naming

Equipment: None Necessary

Playing:

1. Everyone sits in a circle.
2. The first person introduces themselves by giving themselves a nifty name i.e. Amazing Amanda, Thrifty Teresa etc
3. The second person introduces themselves in the same way but also introduces the previous person.
4. The last person to go must introduce themselves and everyone in the circle.



AWARDS AND BADGES WORD SEARCH

Find as many Guiding Awards and Badges as you can in this Word Search and then send it to National Guide Branch C/O Trefoil House, 27 Pembroke Park, Dublin 4 on or before Friday 26th September.

WORDS FOUND

T	S	L	R	E	P	M	A	C	I	T	Q	H	I	Z	A	L	D	Y	C
O	B	S	E	R	V	E	R	B	O	I	O	F	F	V	V	G	X	Q	O
Y	I	I	F	R	Y	I	B	A	H	L	F	U	V	H	L	B	Q	P	N
S	M	E	L	B	M	E	E	V	I	T	C	E	L	L	O	C	R	O	S
H	E	A	L	T	H	A	N	D	F	I	T	N	E	S	S	E	W	A	E
W	V	D	W	E	I	D	A	S	E	M	B	U	H	A	E	Z	L	P	R
V	E	W	H	K	W	Y	R	P	Z	E	T	Y	G	N	K	G	T	I	V
T	W	W	N	Z	W	A	B	A	P	K	I	X	R	T	R	U	M	O	A
S	N	Z	E	I	L	H	I	W	W	D	E	O	E	O	O	Q	R	N	T
E	K	S	M	S	C	O	H	E	Z	A	L	E	I	C	B	L	Z	E	I
R	C	P	W	C	Y	P	E	J	P	M	D	S	P	O	U	C	P	E	O
E	F	A	X	S	O	D	I	J	E	H	F	L	O	F	P	R	T	R	N
T	M	U	Z	X	O	L	T	N	L	L	I	M	O	K	I	O	P	N	R
N	S	G	U	X	F	H	T	C	A	Z	Z	N	R	G	N	T	Y	S	F
I	E	R	Z	V	H	N	F	D	S	R	E	D	N	I	F	H	T	A	P

Name:
Age:
Unit:
Address:

Some of the Teams from
the 2007 Chief
Commissioners Award in
Wicklow

Senior Branch



THE CHIEF COMMISSIONERS AWARD 2009

Last Year, the Chief Commissioner's Award took place in Wicklow. It was a challenging, but rewarding experience, greatly enjoyed by all involved. Now, the time has come to begin organising the next Chief Commissioner's Award. The Senior Branch committee are looking for a very special person/group of people to help plan next summers Chief Commissioner's Award. Assistance will be provided in the form of a mentor. If you think you have what it takes, then the closing date for receipt of applications is September 26th. For any further information, please contact Lorna Finnegan, c/o National Office or email info@irishgirlguides.ie

APPLICATION FORM TO CO-ORDINATE THE 2009 CHIEF COMMISSIONER'S AWARD

NAME: _____

ADDRESS: _____

EMAIL ADDRESS: _____

Role(s) in Guiding: Current Previous

Why do you want to organise a Chief Commissioner's Award?

What talents do you have that you think make you a suitable candidate?

Where would you propose to hold the event?

What is your previous experience of working with Senior Branch age?

What is your previous experience of the Chief Commissioner's Award and/ or Explorer Belt?

What do you think the Chief Commissioner's Award has to offer participants?

Anything else you feel we should know?





Senior Branch



ROVERWAY 2009 *in Iceland*



You must have heard of Roverway by now – it is one of the most exciting Senior Branch dates in the year. So if you want to have an amazing adventure and also the chance to make lots of new Senior Branch and Scouting friends, then fill in the application form below to be a participant, and don't forget to send it in on time!

When: 20th – 28th of July 2009
Where: Iceland
Who: Members of WAGGGS or WOSM aged 16-22.
18yrs+ can go on staff
Cost: €449, plus flights
Website: Visit www.roverway.is



IGG Roverway Contingent in Italy, 2006:



Roverway Application Form

Name: _____

Age: _____ Date of Birth: _____

Phone: _____ Email: _____

€50 non refundable deposit enclosed

Please send this booking form into the International Secretary, 27 Pembroke Park, Dublin 4, with a €50 non-refundable deposit. **Applications must be in by September 15th!!!**



N.U.I. Certificate in Youth Arts

The N.U.I. Certificate in Youth Arts is the only one of its kind in Ireland. Certified by N.U.I. Maynooth, it provides participants with a good theoretical grounding and a practical understanding of youth arts. It is the first opportunity many participants already working in the youth arts field will have to gain a certified qualification in their line of work.

Who is the Course aimed at?

The N.U.I. Certificate in Youth Arts is aimed at those working directly with young people in non-formal educational settings, or those planning programmes for young people, i.e. I.G.G. Leaders!

Venue and Dates

The course will be delivered at a number of venues throughout Dublin and not N.U.I. Maynooth. It will also involve a number of site visits to relevant organisations and projects in Dublin.

For further details about dates, modules, and fees visit the N.Y.C.I. website at www.youtharts.ie and follow the links. The closing date for applications is Friday 21st of September.





Senior Branch



Water Sports Weekend - Surfing!

Calling all water babes! Time to dip those toes into the swell of surfing!!!

Every second year Senior Branch brings you a new adventure sport to try your hand at. This year we're heading for surfers paradise, or Lahinch as the locals refer to it, on the weekend of September 26th - 28th!

No experience is necessary as lessons will be provided throughout the weekend.

All equipment is also supplied - all you need to bring is some beach attire, a sense of adventure and your sparkling personalities...

This event is highly subsidised and is brought to you at a bargain price of €65 per person.

This includes all accommodation, instruction, equipment, food & your travel refund! (Remember Bus is best!!!!)

So what are you waiting for? Fill in the form below and send it with a €30 non-refundable deposit to:

Gillian Finan, c/o National Office



There are only 15 places on this event so don't delay—get your form in today!

Closing Date **SEPTEMBER 12TH**

Application for Surfing Weekend

Name: _____

DOB: _____

Email: _____

Phone: _____


Address: _____

Region: _____

Dietary Requirements (Allergies/ Religious etc. Fussy eaters need not fill in!) :

Please enclose a €30 non refundable deposit.

All cheques to be made payable to Irish Girl Guides



International News

International Internship in Brussels

The Europe Region WAGGGS will be offering two large-scale European events to their members in 2009 – *Roverway* in July 2009 and *EuroLife.03* in December 2009. These exciting events have presented the Europe Regional WAGGGS with a unique opportunity to offer two international internships to two dynamic young people who will be an integral part of the events.

It is anticipated that the first international internship will take place from **February-July 2009** and the second internship will take place from **August 2009-January 2010**. The maximum duration of an internship would be 6 months.

The profile of the Intern should be as follows:

- Young Person aged between 18 – 25
- Have completed a general education
- Resident in a European Country as defined by the Council of Europe, subject to residency permits
- Willing to live in Brussels for 6 months
- Be fluent in English and/or French
- Be computer literate
- Be a creative thinker
- Be able to work on own initiative without direct supervision
- Be a team player
- Have a background in Girl Guiding/Girl Scouting/Scouting
- Be committed to the development of a Voluntary Organisation
- Be committed to Intercultural learning
- Be willing to contribute to the development of WAGGGS in Europe

For further details and an application form, please email Maeve at international@irishgirlguides.ie or call 01-6683898.

Applications should be sent as soon as possible.



Flamboree, Belgium, 2009

The theme is 'Sparkling Adventure'. Activities include Water-world, bonfires, sub-campfire, walk-in activities, discovery shows, city life, adventure, music, and sports. Camping is in the wonderful wooded area of Flanders, Belgium.

When: 29th July – 8th August 2009

Who: Ages 14-18 with leaders. Staff aged 18+

How much: €210, plus flights. €150 for staff

Website: www.flamboree.be

Blue Summer, Denmark, 2009

The Danish Scout and Guide Association will host the Jamboree 'Blå Sommer', with 20,000 expected participants. It will be back to basics, sleeping in tents, cooking over wood fires and constructing your campsite using spars, rope and cord. You will have the chance to choose your own exciting programme from a variety of activities.

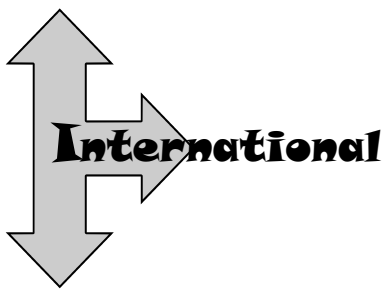
When: 15th - 23rd of July 2009

Who: Ages 12-23 with leaders. Staff aged 18+

How much: €200, plus flights.

Website: www.blaasommer.dk

For further details about all camps and travel opportunities, contact Maeve in National Office
Prices exclude travel to and from events.
The I.G.G. deadline for all of these events is 31st October 2008.



International News

A World Conference Diary

By Helena Cahill

Saturday 5th July

As the morning of Saturday the 5th of July finally arrived, I was repacking my case, possibly for the fourth time. I was determined not to be beaten by my luggage, which consisted of my own things, IGG display materials, goods we would sell at the world market for WAGGGS and the goodies we were bringing for the International evening, all lovely produce from Ireland. It was testing my packing skills to the limit to fit everything into one case and stay within the allowed weight

Not long after 1pm, both Emer and I headed through the gate at Dublin airport. We were both on the first leg of our journey, that was to prove to be a most incredible experience. We arrived in London with not much time to spare as our flight from Dublin was delayed, we had to run in Heathrow to make our connection, but we did it.



Irish Cailins!

Sunday 6th July

At 10.30 the following morning, we arrived at Birchwood Conference Hotel in Johannesburg, both very tired and very much looking forward to a couple of hours sleep before we would attend the orientation session. Ah! but this was not to be. We had to remember that we were in Africa and things operate at a different pace than in the rest of the world, so we finally got our room at 3pm in the afternoon. This just gave us enough time to have a quick wash and change before we headed off to the Orientation session in the Marco Polo Hall. Everyone was in great spirits - with introductions, greetings and embraces for all our old friends. After a rundown of all the rules and procedures, we had a few icebreakers and then headed off to evening dinner.

Monday 7th July

Monday morning we were up early. It was freezing, I believe it was minus one and with frost on the ground. So, we walked briskly to the Conference centre to meet the rest of the Irish delegation, before heading into the start of the Conference. I must say the sheer size of the Conference hall, and the layout with the three huge screens, the rows upon rows of tables with country name boards, microphones, earphones and voting pads quite literally took my breath away. Monday passed so quickly, as it was so enjoyable.

Elspeth Henderson gave a very engaging opening address, with Mary McPhail, Chief Executive of WAGGGS, bringing us through everything that WAGGGS had achieved in the last Triennium, from the Goals set down in Jordan three years ago, to the ongoing work required to bring the Strategic Plan to fulfilment in the next Triennium.




Irish Delegation at their table in the Conference Centre

Then the afternoon's key note speech was given by Graca Machel, South Africa's first lady and a former Minister for Education. In 1994, Graca was asked by the UN to report on the impact war and conflict had on children, she is still very active on human right issues for the "girl child" and in the fight for the girl's right to equality. Graca Machel congratulated WAGGGS on their work. Her speech was inspiring and very much spoken from the heart. The Conference gave her a standing ovation and she was presented with the WAGGGS World Citizenship Award by Elspeth Henderson. This was followed by the introduction of the new World Board nominees. That evening at the Official Opening Ceremony we were treated to beautiful singing by African children and very colourful African dancing and storytelling.

Tuesday 8th July

Tuesday was a full day of Conference work from voting on Constitutional matters, discussions on proposed motions in the morning to an afternoon of Leadership Development, and a focus on Advocacy. That night we were treated again to a most enjoyable traditional African evening of food and music.



International News



Begosh and Begorrah—tis Helena Cahill

Wednesday 9th July

Wednesday we all divided up into different workshops. For me, it was 'Strategic Alliances' and 'Succession Planning', both of which were very informative with lots of great ideas to adapt. That afternoon we attended our regional meeting, which was very informal and led by the European Regional team. At this session, the new EuroLife was introduced and Europe's plans for its centenary celebration were revealed. Wednesday night, an **Irish Leprechaun** somehow arrived at the world market to the great laugh of many of the attendees. Our Irish stand was a huge success and thanks to all units and members who made lovely things for us to sell, we had a very successful evening.

Thursday 10th July

Thursday was another bright day but very cold. First off, we heard the bids from the UK and Malaysia for the 34th World Conference. Then, the excitement of the election of the World Board members. Both Emer and I had managed to meet most of these ladies during our coffee breaks, to chat to, and get a feel for their vision and aspirations for WAGGGS. All the members that we wished to succeed were voted in so we are in safe hands for the next triennium and beyond.



Elspeth receiving her Silver Medal

Next, and to our absolute joy, our very own Elspeth Henderson was presented with the highest honour awarded by WAGGGS. Some years ago, Elspeth was awarded the Bronze Medal for services rendered to WAGGGS. Today, Elspeth was awarded the Silver Medal for extreme services rendered and the total dedication she has given to WAGGGS for more than three decades. It was such a proud moment, for Emer and I, to be members of IGG, and to be present on such an occasion. The award was presented by Mary Lynn Myers, Deputy Chairman of WAGGGS World Committee. In a very moving ceremony. Mary Lynn went through the history of Elspeth's time in IGG and on various WAGGGS Committees, before calling Elspeth on stage to present the award. (*See page 42 for some excerpts from the Speeches given about Elspeth*)

Our afternoon was divided up into workshops again, this time I opted for 'Advocacy' and 'Marketing.' At night, we had a very quick change into our national costume and set up our International table '*a taste of Ireland*'. I must say we all worked great as a team, led expertly by Emer. Our table looked lovely and was extremely popular; everything we brought was eaten! And we received glowing feedback and numerous compliments.

Friday 11th July

Friday, the last day of official business, was a day that required a great deal of sensitivity, negotiation and discussion. Our Chief Commissioner Emer proved to be an excellent head of delegation as we discussed potentially contentious motions. She swiftly achieved amicable agreement all-round. I was very proud to be her associate and friend.

After all the discussions, talks, lobbying and proposals we voted on all the final motions and amendments brought before the Conference. The privilege of hosting the next World Conference had to be awarded to either the UK or Malaysia. The UK won out in the end and I'm sure they will do a most wonderful job.

When all the business of the day was done, our outgoing Chairperson finally brought the Conference to a close. We had the honour of going up on stage and welcoming Elspeth back into The Irish Girl Guides, a proud moment for both Emer and myself, as Emer placed an IGG neckerchief on Elspeth.

In the afternoon, we had our first break from Conference business. We all piled into a large number of coaches and went on various tours of our choice. The entire Irish delegation opted for the tour to the Lion and Rhino Park. Later that night, we attended the Conference closing dinner. Dressed in our finery, we had a lovely evening. Saying our goodbyes and making promises for continued contact, with the myriad of new friends we'd made, it was no wonder that we were both very tired and a little bit sad to be leaving, but we have new friends, brilliant experiences and great memories to treasure.



Emer O'Sullivan, Elspeth Henderson, Mary Lynn Myers

In Praise of Elspeth Henderson

The lead up to the presentation of Elspeth's Silver Medal was marked by five beautiful speeches made by various guiders of different nationalities. They give a detailed description of all the work that Elspeth has done, and reading them, makes us realise what a gem Elspeth is, and why she truly deserves her award. The following is a condensed version of the speeches made at the 33rd World Conference.

ZSOFI SZALAI, HUNGARY – SPEAKER 1

In 1992 the World Association of Girl Guides and Girl Scouts invited six young women artists to submit designs for two very special medals. These medals would be presented to individuals or Member Organizations of WAGGGS to show appreciation for outstanding work in support of Girl Guiding and Girl Scouting. A panel of judges selected from among members of the World Committee, WAGGGS Member Organizations, and the Royal Mint chose the designs which were thought to best convey the spirit of WAGGGS. The medals were cast in bronze and silver by the Royal Mint. Since then, the World Board has recognized a number of very deserving individuals with the bronze medal. Today the Board recognizes a prior bronze awardee, this time with WAGGGS highest award, the WAGGGS Silver Medal. The silver medal has been awarded only 5 times before today to those who have given truly extraordinary service to our Movement over a very long time.

CHEMPAKA PAHAMIN, MALAYSIA – SPEAKER 2

Elspeth Henderson, Chairman of the World Board, today WAGGGS says thank you for more than three decades of truly extraordinary service to the Girl Guides and Girl Scouts of the World. Elspeth was recognized with the WAGGGS Bronze Medal in 1999 at the 30th World Conference in Ireland, which was a great success thanks to her leadership. At that time she had already performed outstanding work in support of the Movement. She joined the Movement as a Guide and was a Ranger and a Guide Leader as well as an active leader of her Association, the Irish Girl Guides. Between 1975 and 1989 she was a National Trainer, Chairman of the National Training Committee, Member of the National Executive Committee and International Commissioner for IGG. During these same years, she also served the larger Movement as a Member and Chairman of Our Chalet Committee, an Ex officio member of the Europe Committee and later as a Substitute Member of the Europe Committee.

DORIS MARCELLE, IVORY COAST – SPEAKER 3

She was elected Chairman of the Europe Committee in 1989, a position she held for 6 years, during which she also served as a Member of the Europe Region Task Force responsible for development of Guiding and Scouting in Central and Eastern Europe and then as a Member of WAGGGS' Central and Eastern Europe Ad Hoc Group. She also devoted countless hours over more than a decade in support of the Irish Girl Guides and the Catholic Guides of Ireland as they worked together to form the Council of Irish Guiding Associations (CIGA) which, in 1993, became the successor to the Irish Girl Guides as the WAGGGS Member Organization for the Republic of Ireland. When she retired from the Europe Committee in 1995, she surely anticipated having a rest from Guiding duties. She had earned one.

HAIFA OURIR, TUNISIA – SPEAKER 4

Barely a year later, at the World Conference in Canada, Dublin, Ireland, was selected as the venue for the 30th World Conference. Elspeth agreed to come out of WAGGGS' retirement and lead the Conference Planning Team. Later she served as President of the Irish Girl Guides until 2002, when the delegates to the 31st World Conference in the Philippines elected her as one of the six new members of the World Board. She was asked by the new Chairman, Kirsty Gray, to take on the leadership of another World Conference, the 32nd in Jordan, our first in the Arab Region, with its own unique challenges and opportunities. Her colleagues on the World Board affirmed Elspeth's outstanding leadership skills when they elected her to lead them as Chairman at the close of the 2005 World Conference.

RITA SOLIS, COSTA RICA – SPEAKER 5

The last triennium has been unique in its challenges as well. In addition to all the usual work that comes with being Chairman of the Board, and the thousands of miles she has travelled to every corner of the WAGGGS' world, Elspeth has led the Board as it has changed its structure, improved its governance, and adopted a comprehensive Board evaluation process, consistent with best practice in the United Kingdom. She chaired the Search Committee for a new Chief Executive and managed the retirement of our former Chief Executive and the transition to new leadership. We believe she logged a new record on Ryan Air for the most flights between Dublin and London in the shortest time. It is impossible to fully measure the impact her leadership of this process will have on the future success of the World Association. We do know from the favourable reaction of our Member Organizations in the year since Mary McPhail joined us, that the outcome of the search has been viewed as a resounding success.

MARY LYNN MYERS – FINAL SPEAKER

For all these reasons, and for her remarkable kindness and unfailing Guiding spirit in the face of every challenge, the members of the World Board are pleased and proud to award the WAGGGS Silver Medal for truly extraordinary service to WAGGGS and to Girl Guides and Girl Scouts throughout the world to our Chairman, Elspeth Henderson.

International Guide Table Quiz

This Autumn each Area will hold an International table quiz for Guides. It will be a great opportunity for your units to learn more about the International aspects of Guiding.

The one winning Patrol from each Area quiz will go forward to the National Final.

Deadline for Area Quiz – 24th October

There will be 8 Rounds of 6 questions on the following topics:



India



The Netherlands

Ireland



Scotland



WAGGGS

South Africa



IGG

Picture Round



So start researching!!!!

Teams must be of mixed ages.



National final will be on Sunday 9th November in the INTO social club Parnell Square, Dublin City Centre.

For further information please contact your Area Commissioner. If you have no Area Commissioner, details will be given to your Regional Commissioner.

News from Around the World

Courtesy of WAGGGS 'Our World News'

Rebuilding Lives – Asia Pacific Region

Rashini Ishara is one of the 37 young Tsunami survivors in the Hambantota district who has received life-changing help and support from the Sri Lanka Girl Guides. The Association set up a Disaster Relief branch in Child Development Centres in the devastated areas. The Centre where Rashini lives has provided young people with access to libraries, computer labs and extra coaching in school, work and sports while monitoring their well-being.

Ghana Guides prevent anaemia – Africa Region

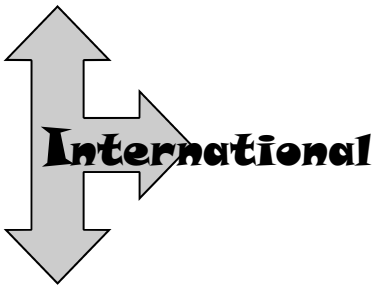
A peer-educator's training event took place in Ghana in March, where 30 leaders and Rangers were trained on the causes of anaemia, who gets affected and how best to avoid the illness through nutrition, including making a nutrition book of local foods. This event is the latest leg in the Africa Region WAGGGS vital anaemia education programme, designed to increase the life expectancy and improve the health of more than 34,000 girls, young women and infants in the region. The Anaemia Prevention Badge handbook and workbook for Girl Guides and the training manual for leaders can be downloaded from the Africa Region micro website.

Preparing for an emergency

Guides from all over the Caribbean shared emergency procedures in their countries at the Caribbean Link trainers' workshop. The event was titled 'In the service of country in times of crisis' and was held in Trinidad in April. It aimed to help enhance the response that Guiding can make in such situations. They learned about preparing for national emergencies, as well as understanding post-traumatic stress disorder.

Pax Lodge has new book and website

The World Centre in London has launched its new WAGGGS-branded website www.paxlodge.org and it contains a new feature where you can book accommodation online. This milestone coincides with the release of the book 'A World Centre in London' produced by Friends of Pax Lodge UK. It contains memories of the significant events in the 70-year history. The book can be ordered online.



International News

International Training Weekend

Who?- For all leaders (new and old!) taking groups of IGG members abroad.



If you intend travelling abroad next year with your Guides, you must attend this weekend.

What?- New 'International Standard' Information/Training for Leaders. This weekend will focus on all aspects of travelling abroad with Guides, such as qualifications, forms, planning, problem solving, tips and advice from experienced travellers.

Where?- Glencree Centre for peace and reconciliation, Co. Wicklow. Travel will be refunded, please share travel where possible. See www.glencree.ie for further details.

When?- 6th-7th December 2008

How much? - €50 non-refundable (money can be taken from unit funds, or apply to region). Fee to be sent to Beth Cullen, c/o National Office.

Deadline for applications: 7th November

If you require any further information please contact Helena Cahill (International Commissioner) or alternatively contact your regional international representative.

International Training Weekend

Name: _____

Address: _____

Region: _____ Branch: _____

Qualification(s) (if any): _____

Dietary requirements: _____

I enclose a postal order/bank draft/ cheque for €50 made payable to The Irish Girl Guides

Signed: _____ Date: _____

Overtures Network – Multicultural Focus

17th – 19th October 2008

The Overture Network Meeting is an informal network of Guides and Scouts who work or would like to work with minorities in their associations. The focus of the network is on multicultural and intercultural work. The meeting is a place where opportunities are provided to get acquainted with basic methods, tools and examples. This may be helpful for Guide and Scout associations which are involved in intercultural activities.

These seminars would focus on issues which relate to the Irish Girl Guides Outreach initiative. Therefore if you have an interest in this area and are free on the dates mentioned above, please contact Maeve at international@irishgirlguides.ie or call 01-6683898 before **Friday 12th of September**. The venue is to be confirmed, but it is usually held in a European city.

WANTED!



**Your Photos!!!
Your Stories!!!
Your Voice!!!
for
Trefoil News !**

Just email trefoil.news@irishgirlguides.ie with whatever you've got, and let the Editor handle the rest. Afraid you don't have the writing/ design or photography skills to do the trick? Not to worry, we're happy to work with what you give us.

Any questions: Don't be shy, just email trefoil.news@irishgirlguides.ie

***Trefoil News* is your publication, so let's hear your voices!**





THE IRISH GIRL GUIDES



Bantreoraithe na hÉireann

National Office, 27 Pembroke Park, Dublin 4, Ireland

National Office Contacts

Irish Girl Guides National Office	01-668 3898 01-668 9035	answering machine facility outside office hours answering machine facility outside office hours
Distribution Centre	01-660 5503	answering machine facility outside office hours
Fax Number	01- 660 2779	
Reception e-mail	info@irishgirlguides.ie	
Trefoil News e-mail	trefoil.news@irishgirlguides.ie	
Distribution Centre e-mail	distribution.centre@irishgirlguides.ie	
Web site	http://www.irishgirlguides.ie	
Distribution Centre Web site	http://irishgirlguides.buy.ie/	

Mission Statement

The mission of The Irish Girl Guides is to enable girls and young women to develop to their fullest potential as responsible citizens of the world.

