



P-2 VOLLEYBALL • Match result



VIII Women's Pan American Cup 2009
CLASSIFICATION 5/10

Match: 27 **Date:** 7/2/2009 **Spectators:** 250
City: MIAMI, FLORIDA
Hall: UNIVERSITY OF MIAMI
Match duration: Start: 15:40 End: 16:54 Total: 1:14

| Teams | Sets | 1 | 2 | 3 | 4 | 5 | Total |
|---------------------|----------|------|------|------|---|---|-------|
| CRC | 3 | 25 | 25 | 25 | | | 75 |
| TRI | 0 | 16 | 15 | 18 | | | 49 |
| Set duration | | 0:21 | 0:22 | 0:25 | | | 1:08 |

Referees: ANGELA GRASS (BRA) & SAUL SOSA (MEX)

| CRC • COSTA RICA | | 1 | 2 | 3 | 4 | 5 | Pts |
|------------------|---------------------------|---|---|---|---|---|-----|
| 1 | THOMPSON DIONICIA | ■ | ■ | ■ | | | 4 |
| 2 | L MURILLO CHAVEZ TATIANA | | | | | | |
| 5 | COPE CHARLES KAREN | ■ | ■ | ■ | | | 8 |
| 6 | WILLIS LINDO ANGELA | ■ | ■ | ■ | | | 16 |
| 7 | QUESADA SEQUEIRA MARIELA | □ | | □ | | | 2 |
| 8 | CHAVEZ GONZALEZ SUSANA | | □ | □ | | | |
| 9 | WILLIS LINDO VERANIA | ■ | ■ | ■ | | | 13 |
| 10 | RAMIREZ VARGAS PAOLA | | | | | | |
| 11 | PINNOCK GIBBONS ONIKCA | ■ | ■ | ■ | | | 3 |
| 13 | FERNANDEZ MONGE MELISSA | | □ | □ | | | 1 |
| 14 | FONSECA AVILA IRENE | ■ | ■ | ■ | | | 10 |
| 16 | HINES CUZA MIJAL | | | | | □ | |
| 17 | L ALFARO ALFARO MARIANELA | L | L | L | | | |

| TRI • TRINIDAD & TOBAGO | | 1 | 2 | 3 | 4 | 5 | Pts |
|-------------------------|-------------------------|---|---|---|---|---|-----|
| 2 | ROSS JALICIA | ■ | □ | ■ | | | 2 |
| 3 | THOMPSON CHANNON | | | | | | |
| 4 | BILLINGY KELLY-ANNE | ■ | ■ | ■ | | | 8 |
| 6 | JACK SINEAD | ■ | ■ | ■ | | | 8 |
| 7 | HERBERT MARISHA | | | | | | |
| 8 | RAMDIN DARLENE | | | ■ | ■ | | 5 |
| 10 | L CLIFFORD COURTNEE MAE | L | L | L | | | |
| 12 | FORDE RENELE | ■ | ■ | ■ | | | 4 |
| 13 | WILLIAMS CARLEEN | | ■ | | | | |
| 14 | MITCHELL DELANA | ■ | □ | □ | | | 1 |
| 16 | EDELLE KRYSTLE | ■ | ■ | ■ | | | 10 |
| 17 | GLOUD ABIGAIL | | | | | | |

Coach: B. GODINEZ BLANCO (CRC)
Assistant: J. CARVAJAL CARTIN (CRC)

Coach: FRANCISCO CRUZ (CUB)
Assistant: NICHOLSON DRAKES (TRI)

TEAMS AND PLAYERS PERFORMANCES

| Won Pts | Total Atts | No Name | Scoring Skills | Won Pts | Total Atts | No Name |
|-----------|------------|------------------------|--------------------|-----------|-------------------|-----------------------|
| 40 | 85 | Total Team | | 29 | 92 | Total Team |
| 12 | 15 | 6 WILLIS LINDO ANGELA | Spike | 9 | 24 | 16 EDELLE KRYSTLE |
| 11 | 24 | 9 WILLIS LINDO VERANIA | | 8 | 24 | 4 BILLINGY KELLY-ANNE |
| 7 | 10 | 14 FONSECA AVILA IRENE | | 4 | 12 | 6 JACK SINEAD |
| 7 | 28 | Total Team | Block | 6 | 12 | Total Team |
| 3 | 7 | 14 FONSECA AVILA IRENE | | 3 | 3 | 6 JACK SINEAD |
| 2 | 11 | 6 WILLIS LINDO ANGELA | | 2 | 4 | 12 FORDE RENELE |
| 1 | 1 | 1 THOMPSON DIONICIA | 1 | 2 | 16 EDELLE KRYSTLE | |
| 10 | 73 | Total Team | Serve | 3 | 51 | Total Team |
| 4 | 24 | 5 COPE CHARLES KAREN | | 2 | 7 | 8 RAMDIN DARLENE |
| 2 | 10 | 6 WILLIS LINDO ANGELA | | 1 | 7 | 6 JACK SINEAD |
| 2 | 5 | 7 QUESADA SEQUEIRA | | | | |
| 18 | | Total Team | Opp. error | 11 | | Total Team |
| 75 | 186 | Total Team | Total | 49 | 155 | Total Team |
| 16 | 36 | 6 WILLIS LINDO ANGELA | Best Scorer | 10 | 37 | 16 EDELLE KRYSTLE |

■ Starting line-up Pts = Points scored [nn] = Captain
□ Substitute Atts = Attempts L = Libero
Opp = Opponent

Name game jury president:
Signature:




Match: 27 **Date:** 7/2/2009 **Spectators:** 250
City: MIAMI, FLORIDA
Hall: UNIVERSITY OF MIAMI
Match duration: Start: 15:40 End: 16:54 Total: 1:14

| Teams | Sets | 1 | 2 | 3 | 4 | 5 | Total |
|---------------------|----------|------|------|------|---|---|-------|
| CRC | 3 | 25 | 25 | 25 | | | 75 |
| TRI | 0 | 16 | 15 | 18 | | | 49 |
| Set duration | | 0:21 | 0:22 | 0:25 | | | 1:08 |




CRC • COSTA RICA



Spike

Succ. %
Limit: 15.00%

| Rk | No | Name | Spikes | Faults | Shots | Total Attempts | Note |
|-------------------|----|--------------------------|--------|--------|-------|----------------|-------|
| 1 | 6 | WILLIS LINDO ANGELA | 12 | - | 3 | 15 | 80.00 |
| 2 | 9 | WILLIS LINDO VERANIA | 11 | - | 13 | 24 | 45.83 |
| 3 | 5 | COPE CHARLES KAREN | 4 | 6 | 6 | 16 | 25.00 |
| 4 | 11 | PINNOCK GIBBONS ONIKCA | 3 | 4 | 6 | 13 | 23.08 |
| - | 14 | FONSECA AVILA IRENE | 7 | - | 3 | 10 | |
| - | 1 | THOMPSON DIONICIA | 2 | 2 | 2 | 6 | |
| - | 13 | FERNANDEZ MONGE MELISSA | 1 | - | - | 1 | |
| - | 2 | MURILLO CHAVEZ TATIANA | - | - | - | - | |
| - | 7 | QUESADA SEQUEIRA MARIELA | - | - | - | - | |
| - | 8 | CHAVEZ GONZALEZ SUSANA | - | - | - | - | |
| - | 10 | RAMIREZ VARGAS PAOLA | - | - | - | - | |
| - | 16 | HINES CUZA MIJAL | - | - | - | - | |
| - | 17 | ALFARO ALFARO MARIANELA | - | - | - | - | |
| Others | | | - | - | - | - | |
| Total Team | | | 40 | 12 | 33 | 85 | 47.06 |



Block

Avg. by set

| Rk | No | Name | Kill Blocks | Faults | Rebounds | Total Attempts | Note |
|-------------------|----|--------------------------|-------------|--------|----------|----------------|------|
| 1 | 14 | FONSECA AVILA IRENE | 3 | - | 4 | 7 | 1.00 |
| 2 | 6 | WILLIS LINDO ANGELA | 2 | - | 9 | 11 | 0.67 |
| 3 | 1 | THOMPSON DIONICIA | 1 | - | - | 1 | 0.33 |
| 3 | 9 | WILLIS LINDO VERANIA | 1 | - | 5 | 6 | 0.33 |
| - | 2 | MURILLO CHAVEZ TATIANA | - | - | - | - | |
| - | 5 | COPE CHARLES KAREN | - | - | - | - | |
| - | 7 | QUESADA SEQUEIRA MARIELA | - | - | - | - | |
| - | 8 | CHAVEZ GONZALEZ SUSANA | - | - | - | - | |
| - | 10 | RAMIREZ VARGAS PAOLA | - | - | - | - | |
| - | 11 | PINNOCK GIBBONS ONIKCA | - | - | 3 | 3 | |
| - | 13 | FERNANDEZ MONGE MELISSA | - | - | - | - | |
| - | 16 | HINES CUZA MIJAL | - | - | - | - | |
| - | 17 | ALFARO ALFARO MARIANELA | - | - | - | - | |
| Others | | | - | - | - | - | |
| Total Team | | | 7 | - | 21 | 28 | 2.33 |

Match: 27 **Date:** 7/2/2009 **Spectators:** 250
City: MIAMI, FLORIDA
Hall: UNIVERSITY OF MIAMI
Match duration: Start: 15:40 End: 16:54 Total: 1:14

| Teams | Sets | 1 | 2 | 3 | 4 | 5 | Total |
|---------------------|----------|------|------|------|---|---|-------|
| CRC | 3 | 25 | 25 | 25 | | | 75 |
| TRI | 0 | 16 | 15 | 18 | | | 49 |
| Set duration | | 0:21 | 0:22 | 0:25 | | | 1:08 |



CRC • COSTA RICA

| Rk | No | Name | Aces | Faults | Serve Hits | Total Attempts | Note |
|-------------------|----|--------------------------|------|--------|------------|----------------|------|
| 1 | 5 | COPE CHARLES KAREN | 4 | 1 | 19 | 24 | 1.33 |
| 2 | 6 | WILLIS LINDO ANGELA | 2 | - | 8 | 10 | 0.67 |
| 2 | 7 | QUESADA SEQUEIRA MARIELA | 2 | - | 3 | 5 | 0.67 |
| 4 | 1 | THOMPSON DIONICIA | 1 | 1 | 5 | 7 | 0.33 |
| 4 | 9 | WILLIS LINDO VERANIA | 1 | 2 | 7 | 10 | 0.33 |
| - | 2 | MURILLO CHAVEZ TATIANA | - | - | - | - | |
| - | 8 | CHAVEZ GONZALEZ SUSANA | - | - | 1 | 1 | |
| - | 10 | RAMIREZ VARGAS PAOLA | - | - | - | - | |
| - | 13 | FERNANDEZ MONGE MELISSA | - | - | - | - | |
| - | 16 | HINES CUZA MIJAL | - | - | 1 | 1 | |
| - | 17 | ALFARO ALFARO MARIANELA | - | - | - | - | |
| - | 11 | PINNOCK GIBBONS ONIKCA | - | 1 | 8 | 9 | |
| - | 14 | FONSECA AVILA IRENE | - | 2 | 4 | 6 | |
| Others | | | - | - | - | - | |
| Total Team | | | 10 | 7 | 56 | 73 | 3.33 |

| Team | Opponent errors & Team faults | Aces | Faults | Serve Hits | Total Attempts | Note |
|------|-------------------------------|------|--------|------------|----------------|------|
| | Opponent errors & Team faults | 18 | - | | 18 | |

| Rk | No | Name | Digs | Faults | Receptions | Total Attempts | Note |
|-------------------|----|--------------------------|------|--------|------------|----------------|-------|
| 1 | 17 | ALFARO ALFARO MARIANELA | 16 | - | 5 | 21 | 5.33 |
| 2 | 11 | PINNOCK GIBBONS ONIKCA | 9 | - | - | 9 | 3.00 |
| 3 | 9 | WILLIS LINDO VERANIA | 7 | - | 1 | 8 | 2.33 |
| 4 | 1 | THOMPSON DIONICIA | 6 | - | - | 6 | 2.00 |
| 5 | 5 | COPE CHARLES KAREN | 4 | - | 2 | 6 | 1.33 |
| 6 | 6 | WILLIS LINDO ANGELA | 3 | - | 1 | 4 | 1.00 |
| 7 | 7 | QUESADA SEQUEIRA MARIELA | 1 | - | - | 1 | 0.33 |
| 7 | 14 | FONSECA AVILA IRENE | 1 | - | - | 1 | 0.33 |
| - | 2 | MURILLO CHAVEZ TATIANA | - | - | - | - | |
| - | 8 | CHAVEZ GONZALEZ SUSANA | - | - | - | - | |
| - | 10 | RAMIREZ VARGAS PAOLA | - | - | - | - | |
| - | 13 | FERNANDEZ MONGE MELISSA | - | - | - | - | |
| - | 16 | HINES CUZA MIJAL | - | - | - | - | |
| Others | | | - | - | - | - | |
| Total Team | | | 47 | - | 9 | 56 | 15.67 |

Match: 27 **Date:** 7/2/2009 **Spectators:** 250
City: MIAMI, FLORIDA
Hall: UNIVERSITY OF MIAMI
Match duration: Start: 15:40 End: 16:54 Total: 1:14

| Teams | Sets | 1 | 2 | 3 | 4 | 5 | Total |
|---------------------|----------|------|------|------|---|---|-------|
| CRC | 3 | 25 | 25 | 25 | | | 75 |
| TRI | 0 | 16 | 15 | 18 | | | 49 |
| Set duration | | 0:21 | 0:22 | 0:25 | | | 1:08 |



CRC • COSTA RICA

Set

Avg. by set

| Rk | No | Name | Running Sets | Faults | Still Sets | Total Attempts | Note |
|-------------------|----|--------------------------|--------------|--------|------------|----------------|------|
| 1 | 1 | THOMPSON DIONICIA | 9 | 1 | 49 | 59 | 3.00 |
| 2 | 11 | PINNOCK GIBBONS ONIKCA | 1 | - | 7 | 8 | 0.33 |
| - | 2 | MURILLO CHAVEZ TATIANA | - | - | - | - | |
| - | 5 | COPE CHARLES KAREN | - | - | 2 | 2 | |
| - | 6 | WILLIS LINDO ANGELA | - | - | 1 | 1 | |
| - | 7 | QUESADA SEQUEIRA MARIELA | - | - | 1 | 1 | |
| - | 8 | CHAVEZ GONZALEZ SUSANA | - | - | 4 | 4 | |
| - | 9 | WILLIS LINDO VERANIA | - | - | 5 | 5 | |
| - | 10 | RAMIREZ VARGAS PAOLA | - | - | - | - | |
| - | 13 | FERNANDEZ MONGE MELISSA | - | - | - | - | |
| - | 14 | FONSECA AVILA IRENE | - | - | 1 | 1 | |
| - | 16 | HINES CUZA MIJAL | - | - | - | - | |
| - | 17 | ALFARO ALFARO MARIANELA | - | - | - | - | |
| Others | | | - | - | - | - | |
| Total Team | | | 10 | 1 | 70 | 81 | 3.33 |

Reception

Eff. %
Limit: 25.00%


| Rk | No | Name | Excellents | Faults | Serve Receptions | Total Attempts | Note |
|-------------------|----|--------------------------|------------|--------|------------------|----------------|------|
| 1 | 17 | ALFARO ALFARO MARIANELA | 4 | 3 | 9 | 16 | 6.25 |
| - | 9 | WILLIS LINDO VERANIA | 3 | 3 | 2 | 8 | |
| - | 11 | PINNOCK GIBBONS ONIKCA | 1 | - | 4 | 5 | |
| - | 6 | WILLIS LINDO ANGELA | 1 | 1 | 2 | 4 | |
| - | 14 | FONSECA AVILA IRENE | - | - | 3 | 3 | |
| - | 5 | COPE CHARLES KAREN | - | - | 2 | 2 | |
| - | 7 | QUESADA SEQUEIRA MARIELA | - | - | 2 | 2 | |
| - | 1 | THOMPSON DIONICIA | - | - | - | - | |
| - | 2 | MURILLO CHAVEZ TATIANA | - | - | - | - | |
| - | 8 | CHAVEZ GONZALEZ SUSANA | - | - | - | - | |
| - | 10 | RAMIREZ VARGAS PAOLA | - | - | - | - | |
| - | 13 | FERNANDEZ MONGE MELISSA | - | - | - | - | |
| - | 16 | HINES CUZA MIJAL | - | - | - | - | |
| Others | | | - | - | - | - | |
| Total Team | | | 9 | 7 | 24 | 40 | 5.00 |

Match: 27 **Date:** 7/2/2009 **Spectators:** 250
City: MIAMI, FLORIDA
Hall: UNIVERSITY OF MIAMI
Match duration: Start: 15:40 End: 16:54 Total: 1:14

| Teams | Sets | 1 | 2 | 3 | 4 | 5 | Total |
|---------------------|----------|------|------|------|---|---|-------|
| CRC | 3 | 25 | 25 | 25 | | | 75 |
| TRI | 0 | 16 | 15 | 18 | | | 49 |
| Set duration | | 0:21 | 0:22 | 0:25 | | | 1:08 |




TRI • TRINIDAD & TOBAGO



Spike

Succ. %
Limit: 15.00%

| Rk | No | Name | Spikes | Faults | Shots | Total Attempts | Note |
|-------------------|----|-----------------------|--------|--------|-------|----------------|-------|
| 1 | 16 | ESDELLE KRYSTLE | 9 | 2 | 13 | 24 | 37.50 |
| 2 | 4 | BILLINGY KELLY-ANNE | 8 | 3 | 13 | 24 | 33.33 |
| 3 | 8 | RAMDIN DARLENE | 3 | 4 | 9 | 16 | 18.75 |
| - | 6 | JACK SINEAD | 4 | 2 | 6 | 12 | |
| - | 14 | MITCHELL DELANA | 1 | 1 | 5 | 7 | |
| - | 2 | ROSS JALICIA | 2 | - | 3 | 5 | |
| - | 12 | FORDE RENELE | 2 | - | - | 2 | |
| - | 13 | WILLIAMS CARLEEN | - | 1 | 1 | 2 | |
| - | 3 | THOMPSON CHANNON | - | - | - | - | |
| - | 7 | HERBERT MARISHA | - | - | - | - | |
| - | 10 | CLIFFORD COURTNEE MAE | - | - | - | - | |
| - | 17 | GLOUD ABIGAIL | - | - | - | - | |
| Others | | | - | - | - | - | |
| Total Team | | | 29 | 13 | 50 | 92 | 31.52 |



Block

Avg. by set

| Rk | No | Name | Kill Blocks | Faults | Rebounds | Total Attempts | Note |
|-------------------|----|-----------------------|-------------|--------|----------|----------------|------|
| 1 | 6 | JACK SINEAD | 3 | - | - | 3 | 1.00 |
| 2 | 12 | FORDE RENELE | 2 | - | 2 | 4 | 0.67 |
| 3 | 16 | ESDELLE KRYSTLE | 1 | - | 1 | 2 | 0.33 |
| - | 2 | ROSS JALICIA | - | - | 1 | 1 | |
| - | 3 | THOMPSON CHANNON | - | - | - | - | |
| - | 4 | BILLINGY KELLY-ANNE | - | - | 1 | 1 | |
| - | 7 | HERBERT MARISHA | - | - | - | - | |
| - | 8 | RAMDIN DARLENE | - | - | 1 | 1 | |
| - | 10 | CLIFFORD COURTNEE MAE | - | - | - | - | |
| - | 13 | WILLIAMS CARLEEN | - | - | - | - | |
| - | 14 | MITCHELL DELANA | - | - | - | - | |
| - | 17 | GLOUD ABIGAIL | - | - | - | - | |
| Others | | | - | - | - | - | |
| Total Team | | | 6 | - | 6 | 12 | 2.00 |

Match: 27 **Date:** 7/2/2009 **Spectators:** 250
City: MIAMI, FLORIDA
Hall: UNIVERSITY OF MIAMI
Match duration: Start: 15:40 End: 16:54 Total: 1:14

| Teams | Sets | 1 | 2 | 3 | 4 | 5 | Total |
|---------------------|----------|------|------|------|---|---|-------|
| CRC | 3 | 25 | 25 | 25 | | | 75 |
| TRI | 0 | 16 | 15 | 18 | | | 49 |
| Set duration | | 0:21 | 0:22 | 0:25 | | | 1:08 |



TRI • TRINIDAD & TOBAGO

Serve

Avg. by set

| Rk | No | Name | Aces | Faults | Serve Hits | Total Attempts | Note |
|-------------------|----|-----------------------|------|--------|------------|----------------|------|
| 1 | 8 | RAMDIN DARLENE | 2 | 2 | 3 | 7 | 0.67 |
| 2 | 6 | JACK SINEAD | 1 | 1 | 5 | 7 | 0.33 |
| - | 2 | ROSS JALICIA | - | - | 6 | 6 | |
| - | 3 | THOMPSON CHANNON | - | - | - | - | |
| - | 7 | HERBERT MARISHA | - | - | - | - | |
| - | 10 | CLIFFORD COURTNEE MAE | - | - | - | - | |
| - | 17 | GLOUD ABIGAIL | - | - | - | - | |
| - | 16 | ESDELLE KRYSTLE | - | 1 | 10 | 11 | |
| - | 12 | FORDE RENELE | - | 1 | 6 | 7 | |
| - | 4 | BILLINGY KELLY-ANNE | - | 2 | 7 | 9 | |
| - | 14 | MITCHELL DELANA | - | 2 | 1 | 3 | |
| - | 13 | WILLIAMS CARLEEN | - | 1 | - | 1 | |
| Others | | | - | - | - | - | |
| Total Team | | | 3 | 10 | 38 | 51 | 1.00 |

Team

| | | | | | |
|-------------------------------|----|---|--|----|--|
| Opponent errors & Team faults | 11 | - | | 11 | |
|-------------------------------|----|---|--|----|--|

Dig

Avg. by set

| Rk | No | Name | Digs | Faults | Receptions | Total Attempts | Note |
|-------------------|----|-----------------------|------|--------|------------|----------------|-------|
| 1 | 10 | CLIFFORD COURTNEE MAE | 14 | - | 2 | 16 | 4.67 |
| 2 | 4 | BILLINGY KELLY-ANNE | 9 | - | - | 9 | 3.00 |
| 2 | 16 | ESDELLE KRYSTLE | 9 | - | 1 | 10 | 3.00 |
| 4 | 12 | FORDE RENELE | 4 | - | 2 | 6 | 1.33 |
| 5 | 2 | ROSS JALICIA | 3 | - | - | 3 | 1.00 |
| 6 | 8 | RAMDIN DARLENE | 2 | - | - | 2 | 0.67 |
| 7 | 14 | MITCHELL DELANA | 1 | - | 1 | 2 | 0.33 |
| - | 3 | THOMPSON CHANNON | - | - | - | - | |
| - | 6 | JACK SINEAD | - | - | - | - | |
| - | 7 | HERBERT MARISHA | - | - | - | - | |
| - | 13 | WILLIAMS CARLEEN | - | - | 1 | 1 | |
| - | 17 | GLOUD ABIGAIL | - | - | - | - | |
| Others | | | - | - | - | - | |
| Total Team | | | 42 | - | 7 | 49 | 14.00 |

Match: 27 **Date:** 7/2/2009 **Spectators:** 250
City: MIAMI, FLORIDA
Hall: UNIVERSITY OF MIAMI
Match duration: Start: 15:40 End: 16:54 Total: 1:14

| Teams | Sets | 1 | 2 | 3 | 4 | 5 | Total |
|---------------------|----------|------|------|------|---|---|-------|
| CRC | 3 | 25 | 25 | 25 | | | 75 |
| TRI | 0 | 16 | 15 | 18 | | | 49 |
| Set duration | | 0:21 | 0:22 | 0:25 | | | 1:08 |



TRI • TRINIDAD & TOBAGO

Set

Avg. by set

| Rk | No | Name | Running Sets | Faults | Still Sets | Total Attempts | Note |
|-------------------|----|-----------------------|--------------|--------|------------|----------------|------|
| 1 | 12 | FORDE RENELE | 4 | - | 61 | 65 | 1.33 |
| 2 | 4 | BILLINGY KELLY-ANNE | 1 | - | 10 | 11 | 0.33 |
| - | 2 | ROSS JALICIA | - | - | 3 | 3 | |
| - | 3 | THOMPSON CHANNON | - | - | - | - | |
| - | 6 | JACK SINEAD | - | - | - | - | |
| - | 7 | HERBERT MARISHA | - | - | - | - | |
| - | 8 | RAMDIN DARLENE | - | - | - | - | |
| - | 10 | CLIFFORD COURTNEE MAE | - | - | - | - | |
| - | 13 | WILLIAMS CARLEEN | - | - | - | - | |
| - | 14 | MITCHELL DELANA | - | - | - | - | |
| - | 16 | ESDELLE KRYSTLE | - | - | 3 | 3 | |
| - | 17 | GLOUD ABIGAIL | - | - | - | - | |
| Others | | | - | - | - | - | |
| Total Team | | | 5 | - | 77 | 82 | 1.67 |

Reception

Eff. %
Limit: 25.00%

| Rk | No | Name | Excellents | Faults | Serve Receptions | Total Attempts | Note |
|-------------------|----|-----------------------|------------|--------|------------------|----------------|------|
| 1 | 4 | BILLINGY KELLY-ANNE | 4 | 4 | 9 | 17 | 0.00 |
| - | 16 | ESDELLE KRYSTLE | 3 | 3 | 2 | 8 | |
| - | 2 | ROSS JALICIA | - | - | - | - | |
| - | 3 | THOMPSON CHANNON | - | - | - | - | |
| - | 6 | JACK SINEAD | - | - | - | - | |
| - | 7 | HERBERT MARISHA | - | - | - | - | |
| - | 12 | FORDE RENELE | - | - | - | - | |
| - | 13 | WILLIAMS CARLEEN | - | - | - | - | |
| - | 17 | GLOUD ABIGAIL | - | - | - | - | |
| - | 14 | MITCHELL DELANA | 1 | 2 | 3 | 6 | |
| - | 10 | CLIFFORD COURTNEE MAE | 4 | 13 | 13 | 30 | |
| - | 8 | RAMDIN DARLENE | - | 1 | - | 1 | |
| Others | | | - | - | - | - | |
| Total Team | | | 12 | 23 | 27 | 62 | |

