



California Indian Food and Culture



Written and Designed by Nicole Mullen

Contributors: Ira Jacknis, Barbara Takiguchi, and Liberty Winn.

Sources Consulted

The former exhibition: *Food in California Indian Culture* at the
Phoebe A. Hearst Museum of Anthropology.

Ortiz, Beverly, as told by Julia Parker. *It Will Live Forever*.
Heyday Books, Berkeley, CA 1991.

Jacknis, Ira. *Food in California Indian Culture*.
Hearst Museum Publications, Berkeley, CA, 2004.

Copyright © 2003. Phoebe A. Hearst Museum of Anthropology and
the Regents of the University of California, Berkeley.
All Rights Reserved.

Table of Contents

1. Glossary
2. Topics of Discussion for Lessons
3. Map of California Cultural Areas
4. General Overview of California Indians
5. Plants and Plant Processing
6. Animals and Hunting
7. Food from the Sea and Fishing
8. Insects
9. Beverages
10. Salt
11. Drying Foods
12. Earth Ovens
13. Serving Utensils
14. Food Storage
15. Feasts
16. Children
17. California Indian Myths
18. Review Questions and Activities

Glossary

basin

an open, shallow, usually round container used for holding liquids

carbohydrate

Carbohydrates are found in foods like pasta, cereals, breads, rice and potatoes, and serve as a major energy source in the diet.

Central Valley

The Central Valley lies between the Coast Mountain Ranges and the Sierra Nevada Mountain Ranges. It has two major river systems, the Sacramento and the San Joaquin. Much of it is flat, and looks like a broad, open plain. It forms the largest and most important farming area in California and produces a great variety of crops.

cider

the juice pressed out of apples or manzanita berries used for drinking

condiment

a seasoning such as salt or mustard used to flavor food

culture

the sum of the language, customs, beliefs, and art considered characteristic of a particular group of people

ecological zone

an area with certain physical and/or cultural traits that make it different from other areas

game

wild animals hunted for food such as rabbits and deer

granary

structures often made out of plant materials, to hold acorns or other foods for storage

Great Basin

The Great Basin is a large desert region in the western United States. The basin covers land in California, Idaho, Nevada, Oregon, Utah and Wyoming.

gruel

thin boiled grain such as oatmeal

hammerstones

small hand held stones used for cracking open acorns and other nuts

Klamath River region

The Klamath is California's second largest river. The Klamath River flows through the state's northwestern counties and to the ocean through Redwood National Park.

leaching

The process of using water to remove a poison from a plant, such as removing tannic acid from acorns so that they are safe to eat.

meal

coarsely ground grain, such as corn meal or dry cream of wheat

milling stone

a large long stone used to pound acorns into meal

mineral deposit

natural substances, usually having crystalline structures and a hardness, existing beneath the ground (such as salt)

mortar

a stone or wood object used with a pestle as a bowl to pound acorns, seeds and nuts into flour

natural resource

goods supplied by nature such as water, timber and oil that are valuable to humans

pestle

a stone or wood object used along with a mortar to pound acorns, seeds and nuts into flour

preserve

to prepare (food) for future use, to prevent food from decaying or spoiling

protein

Protein is found in foods like beans, cheese, eggs, milk, yogurt, meat, poultry, fish and nuts and is important for growth and development.

region

a land surface having certain common geographical features such as the Rocky Mountain region, like an ecological zone

saline

containing salt

stone anvil

a heavy, flat-topped stone on which acorns and other nuts are cracked open

tannic acid

a substance in acorns that tastes bitter and can make a person sick; the tannic acid is leached out of the acorns before cooking

toxin

a poisonous substance

tribe

a group of people with common social or cultural characteristics living near each other

Topics of Discussion for California Indian Food and Culture Lessons

This kit is designed to explain the various ways in which Native Californians collected, prepared, and stored the foods they ate. There was a great variety of plant and wildlife resources available to these groups. This teaching guide will describe differences in food preferences and common lifeways patterns.

You may teach the kit in lessons, organize it into chapters, or rearrange the materials to best suit your curriculum. A glossary is included; you may wish to supplement this list. Review questions are supplied at the end of the lessons to spur further discussion; as well as activities which can be used as the starting point for hands-on interaction with the material.

Here are some questions you might ask before beginning the lesson to get students interested in the topic:

What type of foods do you like to eat?

What do you usually eat for dinner?

Do you know how your food is cooked?

What type of foods do you think California Indians ate?

California Indians

California Indians were the first people to live in the area now known as California. California had a population of about 310,000 people when Spanish settlers reached the state in 1769. California **tribes** differed in the languages they spoke, the **regions** they lived in, and the foods that they ate.

California Indians lived all over the state. They lived in different **ecological zones**. Some tribes lived near the sea, while others lived near rivers or lakes. There were also tribes that lived in the mountains, valleys, and the desert. Certain **natural resources** were found throughout the state. Groups from different **ecological zones** often traded. The **Nisenan** in the mountains traded black oak acorns and sugar-pine nuts for salt, **game**, fish, roots, grasses, beads, and shells with tribes living near the sea. Tribes living away from the ocean, such as the **Cahuilla**, traveled to the coast to fish and gather seafood and seaweed.

Northwest

Northeast



Plants



California Indians ate many different plant foods; such as acorns, mushrooms, seaweed, and flowering plants. Seeds, berries, nuts, leaves, stems and roots were all parts of plants that were eaten. Plants were gathered from both the land and the

sea. These plants supplied most of the **carbohydrates** for California Indians. Acorns were a popular food for many groups because during the harvest season they were plentiful and could be dried and stored easily for the winter.

Acorn Preparation Tools



soaproot brushes



mortar



looped stirrers



Pomo boiling stones, boiling basket, tongs, mush paddle

Acorn Preparation



*Essie Parrish (Kashaya Pomo)
cracking and shelling acorns,
Sonoma Co.; 1960*

From centuries of experience, California Indian women learned how to gather the very best acorns from oak trees.

Newly picked acorns are too soft to cook with. After being collected in baskets, the acorns had to be dried. Fresh acorns were usually stored for one year before they were used.

Once the acorns dried, their shells were cracked open in order to reach the nutmeat. Acorn shells could be opened with small **hammer stones** and **stone anvils**. The shells were then removed by hand.

Winnowing

Once all the acorns were cracked open it was time for winnowing. Like peanuts, acorns have a thin skin around them that needs to be removed. The acorns were put into a scoop shaped basket and rubbed by hand until the skins loosened. Then they were tossed into the air and their lightweight skins blew away in the breeze. The heavy acorns dropped back into the basket.



winnowing basket and pine nuts



*Essie Parrish (Kashaya Pomo) pounding acorn
with a milling stone, Sonoma Co.; 1960*

Acorn Pounding

California Indian women used two types of tools to pound acorns. These tools are called **mortars** and **pestles** and **milling stones**. Acorn pounding was hard work. Women often spent an entire day pounding acorns into **meal**. Women sang songs and made time for talking, teasing, and laughing while pounding acorns to make the chore fun.



Essie Parrish (Kashaya Pomo) sifting acorn, Sonoma Co.; 1960

Acorn Sifting

After the acorn meal was pounded, it was then carefully **sifted** into a fine flour. A few handfuls of meal were put in the sifting basket and the basket was shaken carefully. The fine meal stuck to the basket and the heavier pieces rose to the surface. The larger pieces were put into another basket and the fine flour was swept into a third basket with a **soaproot brush**. The larger pieces were then pounded again with the next batch of acorns.



*Essie Parish (Kashaya Pomo) leaching acorn meal,
shore of Gualala River, Mendocino Co.; 1961*

Leaching

Acorns contain a poison called **tannic acid**. Once all the acorns were pounded into meal, the poison was removed in order to make them safe to eat. First, women scooped out a large **basin** in the ground. Next, they spread the acorn meal out in the basin and placed branches over it. Then, they poured water through the branches into the basin. Once the acorn meal no longer tasted bitter, the soaking could stop. After the acorn meal drained, it was scooped out of the hole by hand. This is called leaching. Now the meal was ready to be cooked.



Essie Parish (Kashaya Pomo) boiling acorn meal, shore of Gualala River, Mendocino Co.; 1960

Boiling

Water and acorn meal were mixed together and boiled into a thin soup or thicker mush. There were two ways that California Indian women boiled food. One way was to boil the mush in a clay or stone pot over a fire. The other way to boil food was by **stone boiling**. Boiling baskets were often coated with a thin layer of acorn **gruel**. The gruel was like a glue that coated the basket so that no water would leak from it. Hot rocks the size of tennis balls were heated by fire. Then, they were put into baskets filled with water and acorn meal.

The stones were stirred in the baskets gently and slowly with a **wooden paddle** or **looped stirrer**. When the mixture began to boil it was cooked. The stones were then removed from the basket with wooden tongs. The mush that dried onto the rocks was a special treat that children liked to peel off and eat. These pieces were called "acorn chips."



Essie Parrish (Kashaya Pomo) cooking acorn bread on hot rocks, Kashaya Rancheria, Sonoma Co.; 1960

Animals



California Indians ate many different kinds of animals. Meat and fish provided them with the **protein** their bodies needed. Small animals were plentiful, and many groups ate rabbits, rats, squirrels, mice, and chipmunks. Water and land birds such as quail and grouse were also important food for California Indians, especially for those groups that lived in the marshy **Central Valley**. Large animals such as deer, elk, antelope, mountain sheep, and bear were also eaten, though they were more difficult to hunt and kill.

Hunting



*Eastern Pomo sling for killing ducks and mud hens,
with basket and 24 clay balls*

Hunters used many different tools to capture and kill the animals they ate.


They used

bows and arrows, throwing sticks, clubs, spears, knives, slings, snares, nets, traps, pits, and dogs. Individuals or small groups of men usually did the hunting, although women and children helped catch rabbits, squirrels, mice, and other small game. When families left the village on food-gathering trips, the men hunted and the women collected plants.




Yurok Bow

Food from the Sea, Rivers and Lakes



Fish such as salmon, trout, and eel were often the main animal foods for many California Indians. Like acorns, fish can be dried and stored easily. Fish was eaten by tribes that lived close to rivers and streams. Groups

living near the ocean ate clams, mussels, and crabs. Clamshells were often used to make beads. Groups living near the ocean also hunted sea mammals such as seals, sea lions, and sea otters. Although California Indians did not hunt whales, if one died and was washed ashore, it was eaten.





*Karuk man fishing with an A-frame lifting net,
Klamath River, Humboldt Co.; 1901-1907*

Fishing

Fish were caught with nets, hooks, harpoons, traps, and poison plants. Soaproot, buckeye nuts, and wild cucumber root can be used to capture fish. The plant or nut is mashed up and thrown into the water. The **toxins** in the plant paralyze the fish and they float to the surface of the water. The fish are easily gathered up in this paralyzed state. The fish only stay paralyzed for a short time. If they are not gathered quickly enough, they come back to their senses and swim away. The toxins are not dangerous to humans and they do not change the taste of the fish or make it harmful to eat.



*Salmon cooking over an alder wood fire,
Yurok Brush Dance, mouth of the Klamath River, 1993*

Salmon Recipe

Ask an adult if they will help you make this recipe sometime when you are camping or at the beach.

Ingredients: Salmon

Preparation:

1. Build a fire.
2. Clean the fish and cut it in half or cut into meal size chunks.
3. Skewer the fish on a stick (preferably a sturdy willow).
4. Place the fish on a stick into the ground very close to the hot coals (like the picture shows.)
5. Turn the fish over, as the bottom will cook quickly.

This is a great campfire meal. Serve with salad, a baked potato or corn on the cob.

Yurok Fishing Equipment



Yurok, salmon dip net



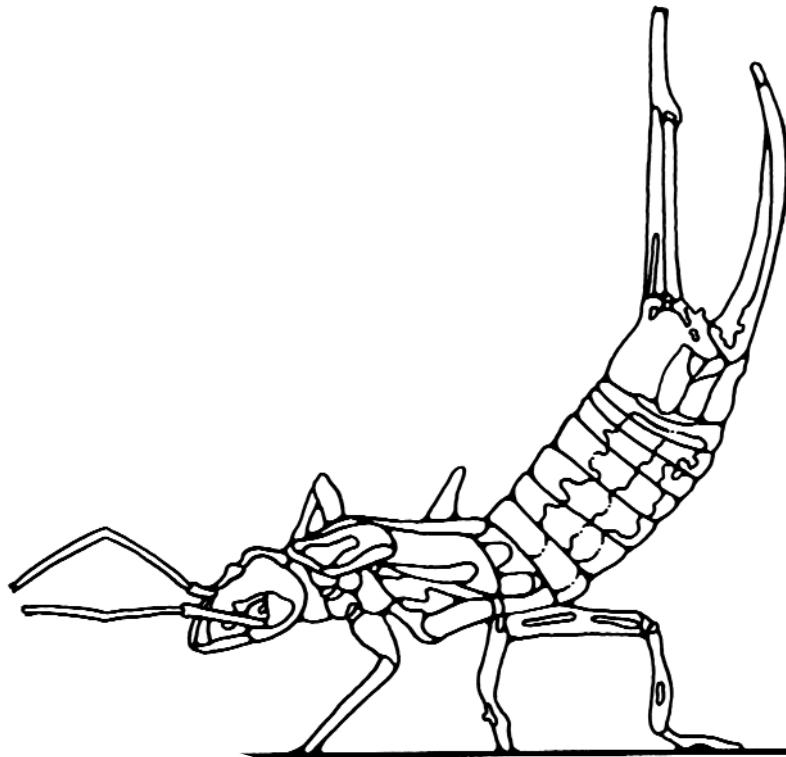
Yurok, sea lion harpoon point

Yurok, eel trap



Insects

Many kinds of insects were gathered especially in the **Great Basin Area**. These included grasshoppers, crickets, caterpillars, earthworms, and flies. Insects are high in protein. They were gathered by hand and collected in baskets. The **Maidu** really liked dried locusts and crickets, and they traded them. The **Nisenan** preferred grasshoppers. The **Eastern Mono** ate caterpillars. Insects were often roasted over hot coals. The **Maidu** liked to eat grasshoppers that were dried or roasted. The **Wintu** usually boiled and dried grasshoppers. The **Cauhilla** liked to roast or dry crickets.





Josepea Dick (Central Pomo) with a basket of army worms, near Ukiah, Mendocino Co.; 1904



Mollie Cheepo (North Fork Mono) winnowing manzanita meal in preparation for making manzanita cider, Madera Co.; 1918

Beverages

Drinks included water, berry juices, **ciders**, nut drinks, and herbal teas. Berry ciders and herbal teas were popular, especially as medicines. Berry juices were a favorite. The **Pomo** made juices from elderberries and manzanita berries. The **Chukchansi Yokuts** drank fresh wild grape juice. Many groups made drinks from pounded nuts. **Tübatulabal** mixed small seeds with cold water to make a thick gruel. Mothers often served the gruel to their children as a snack between meals.

Salt

The most important mineral was salt, which was used by almost all California groups as a **condiment** to flavor food. A lump of salt might also be chewed by itself. In some areas salt was considered a medicine for curing stomachaches and colds. Salt came from seaweed, grass, **mineral deposits**, and **saline** water (from marshes, springs, lakes, and the ocean).



Sara Smith Ballard (Coast Miwok) gathering salt with brush and shell spoon, Bodega Bay, Sonoma Co.; 1961



Yurok, drying surf fish at the beach, Humboldt Co.; 1928

Drying Foods

Many foods were dried either by the sun, by fire, or by smoke before they were eaten. Drying food was a way to **preserve** it so it would not spoil. Food was also dried to be stored for the winter months. If fish like salmon was not eaten fresh, it was cut into strips and smoke-dried. Some groups also smoke-dried deer meat and acorns. The **Tolowa** dried their seaweed cakes in the sun. The **Tübatulabal** laid out wild grapes in the sun to make raisins. The **Owens Valley Paiute** dried berries. The **Luiseño** dried the peeled fruit of the prickly pear cactus in the sun. The **Mohave** dried corn, beans, muskmelons, and wild plants by the sun.



Family of Essie Parrish (Kashaya Pomo) opening up a pit oven with acorn bread, Gualala River, Mendocino Co.; 1961

Earth Ovens

California Indians made different kinds of earth ovens to cook meat or plants in. A hole was dug in the earth and was lined with hot rocks. A layer of green leaves was then put over the hot rocks. Next, a thin layer of food, then another layer of leaves, then stones were added. These layers were repeated several times until the pit was filled to the top. Finally, a layer of soil was placed on the top and a fire was lit. The food was left to cook overnight. The **Wintu** used pits for baking salmon. The **Pomo** baked Indian potatoes and buckeyes in earth ovens. The **Sierra Miwok** baked greens and acorn bread in pits.



Hupa wooden spoon, Yurok elk antler spoon, Yurok deer bone spoon, Pomo mussel shell spoon, Mohave painted ceramic spoon

Serving Utensils

The most important utensil was a spoon. Knives were only used to prepare food. Forks were not used. The most common kind of spoon in the region was a large mussel shell. The **Tübatulabal** used antelope horn and wood to carve spoons with. The **Mohave** made spoons and ladles from clay. In the **Klamath River Region** spoons were made from elk antler.

Food Storage

Food was often stored in baskets and pots. The **Yurok** and the **Pomo** stored dried fish in large baskets. Southern



Miwok acorn cache, Calaveras Co.; 1906

groups such as the **Cahuilla** stored seeds and other foods in large clay pots. Southern tribes also stored large amounts of food in **granaries** made of twigs.

Miwok granaries could hold up to 500 pounds of dry acorns! In the northern and eastern regions,

pits were often used to store food. Pits were dug in the ground and lined with bark or grass. The **Karuk** stored dried fish in a pit at the back of the house.



Mary Eslick and Bertha Peters (Yurok sisters) cooking acorn soup, Ferndale, Humboldt Co.; 1996

Feasts

Native Californians looked forward to feasts where they had the chance to eat special foods. Neighboring groups met and socialized at feasts. Feasts were a time for trading, games, and dances. Many occasions called for feasts.

Weddings were celebrated with feasts, as well as seasonal events such as the arrival of the first salmon or the acorn harvest. Feasts were often a time for trading foods after a harvest. **Owens Valley Paiute** traded salt, pine nuts, and other seeds for acorns and manzanita berries brought by the **Western Mono**, who lived nearby.

Children

California Indians learned to gather food when they were about the same age as a fourth grader. As children played they also learned how to look for food. When **Atsugewi** children were about 8 years old they went food gathering with their parents.

Boys went with their fathers and girls with their mothers. Girls played "house". Using sticks they pretended to dig roots and pound dirt like acorns. At the age of ten boys would hunt with their fathers and girls helped gather and prepare acorns with their mothers.




Rae Navarro (Chumash) with an ear of roasted corn, Pow-wow, Santa Ynez, 1996


Woodrat is Refused Food by his Brother-in-law



Woodrat and his sister were both married. His sister's husband was Red-headed-woodpecker. The two families lived in separate houses and had separate stores of food. All year round, Red-headed-woodpecker had plenty of acorns. Woodrat also had saved up a large store of acorns. Unfortunately, during the winter his store became exhausted. He heard his sister pounding acorns to make mush so he went over to visit her. After she had pounded the acorns into meal, she took it home and leached it in the usual manner. Then she placed the meal in the basket and began to cook mush with hot rocks. Woodrat thought he had better wash his hands so he could eat some of the mush when it was cooked. He did this and sat down on the opposite side of the fire and waited. However, Red-headed-woodpecker, who was a very stingy fellow came home. Woodrat's sister had, at times before this been generous and given Woodrat something to eat, but Red-headed-woodpecker would give him nothing.




Woodrat sat there and watched them eat but ate no food himself. Then he began to weep and he wept so long that his eyes became red and his eye-lids swelled until they nearly closed his eyes. He has had very small eyes ever since. When his sister began to cook mush he thought he was going to eat some, so he went out and washed his hands very thoroughly. This is the reason why he has always had white hands ever since.



Coyote's Stone Stew

Once Coyote was traveling along and he was very hungry. He saw a woman and he thought to himself, "How can I trick this woman into feeding me?" The woman did not know that Coyote was a great trickster. And so he walked up to the woman and said, "I can make a fine stew out of stones." The woman asked, "How are you going to do that?" Coyote said, "Well, watch me!"



He asked for the frying pan, and he put some rocks in it. Then he asked the woman for a little lard, and then he asked her for a little meat, and then a little garlic, and then a little tomato and onion, and some salt. He put each of the ingredients together in a frying pan. The woman was astonished at Coyote's way of cooking. He said, "That's my way of cooking stew!" He then ate all of the stew, leaving only the rocks.

TAKING THINGS A STEP FURTHER

Writing Activity

Now that you have read two California Indian myths, write your own!

I. Illustrate your story with a picture.

II. Divide your class into groups. Choose a myth from each group to act out in class. Each character should wear a mask to represent the character they are playing. Make these masks in class using paints, crayon, magic markers, paper plates and string.

TAKING THINGS A STEP FURTHER

Writing Activity

Write a short story about a feast you are going to prepare. What are you going to celebrate at this feast? Describe the foods you will serve and how to prepare them. Write about what you will cook in your earth oven and describe how you will cook your acorn mush.

- * Will you make acorn bread for the feast?
- * What else will you prepare for people to eat?
- * Will you hunt game or catch fish?
- * What types of sea creatures or land animals will you catch and how will you catch them?

Draw a picture of the feast to go along with your story.

TAKING THINGS A STEP FURTHER

Research Report

Now that you have completed all the lessons on **California Indian Food and Culture**, pick one tribe to do a research report on. Go to your library and look up this California tribe. What else would you like to learn about this tribe that was not taught in these lessons? For example, what type of clothing did the tribe wear, what types of games did they play or what types of homes did they live in? Write a one-page report. Read your report out loud to the class so that all your class members can learn more about each tribe.

TAKING THINGS A STEP FURTHER



Art Project

The **Mojave** made spoons out of clay, like the ones pictured on this page. Bring in some air-dry clay from home and make your own spoon similar to a **Mohave** spoon.

Let your spoons dry overnight, then paint them in a similar style to the ones you see pictured. You won't be able to eat with your spoon but you'll get an idea of what it was like to make your own utensils. Display your spoons in class.

California Indian Word Search

Find the California Indian tribes listed below. Words are horizontal, vertical, diagonal and backward.

CHUMASH
MAIDU
SIERRA MIWOK
ATSUGEWI
YUROK
KARUK
TUBATULABAL
POMO
NISENAN

EASTERN MONO
CAHUILLA
LUISENO
WINTU
MOHAVE
KUMEYAAY
OHOLONE
SHASTA
YUKI

YANA
MODOC

P	O	M	O	L	S	I	C	T	L	Z	O	N	E	A	S	I	T	S	C
Z	A	O	R	F	I	Q	T	U	R	P	H	S	M	T	L	X	N	O	H
F	T	D	A	P	E	D	A	B	S	A	O	A	L	S	I	J	E	E	U
L	J	O	S	E	R	R	K	A	A	Z	L	L	H	U	R	W	S	K	M
B	E	C	A	H	R	O	P	T	N	E	O	E	S	G	N	G	A	P	A
F	O	P	G	H	A	A	I	U	S	M	N	E	K	E	I	N	O	F	S
C	A	R	B	O	M	L	L	A	S	E	G	I	W	P	M	O	L	H	
M	I	O	R	H	I	L	E	A	U	A	D	A	N	I	L	I	M	P	S
J	R	C	X	Z	W	I	D	B	N	O	H	F	I	N	H	M	D	R	I
G	U	A	T	E	O	U	A	A	T	P	A	R	E	C	A	N	D	E	N
A	E	S	P	O	K	H	Y	L	A	R	B	V	E	R	J	A	B	B	A
L	E	S	M	O	N	A	P	E	B	L	A	M	I	L	P	R	A	D	R
J	U	E	M	P	W	C	L	Y	O	H	A	L	P	O	K	O	R	U	Y
H	E	A	K	M	I	D	E	R	O	H	Y	P	V	A	L	L	N	R	A
K	A	R	U	K	R	R	A	M	I	W	O	K	O	A	B	A	I	I	V
J	U	M	K	I	N	Y	A	A	Y	E	M	U	K	U	L	N	S	A	N
S	C	O	A	S	P	L	C	O	P	L	D	E	P	O	S	L	E	Z	L
L	C	R	U	S	U	L	E	A	S	T	E	R	N	M	O	N	N	I	G
A	L	B	U	T	D	E	A	M	K	I	P	H	O	M	L	P	A	E	N
R	Q	A	N	M	K	R	B	R	P	J	E	E	F	P	O	T	N	N	L
E	I	I	E	R	A	S	B	C	O	N	D	I	M	E	N	T	O	R	I
N	W	A	K	S	B	E	E	T	K	G	P	L	U	I	S	E	N	O	K
S	H	A	S	T	A	I	N	M	A	N	Z	A	P	R	O	P	K	D	U
M	A	N	Z	A	M	A	I	D	U	L	O	U	R	D	E	E	K	M	Y

Critical Thinking Questions

California Indians lived in different ecological zones. Certain foods were available in one region but not in another. The **Nisenan** in the mountains traded black oak acorns and sugar-pine nuts for salt, game, and fish with those who lived by the sea.

1. What type of region do you live in? Do you live close to the sea or close to a river or do you live in the desert?
2. Are there foods available that are not from the region you live in? Where do you think these foods might come from? Why are they available? How are they preserved?
3. Acorns were a natural resource for California Indians. Can you think of some natural resources and how they are used?

Review Questions

1. California Indian women were responsible for gathering plants. List three plant foods California Indians ate.
2. California Indian women boiled food in two ways. Name the two ways California Indians boiled foods.
3. List three types of animals that California Indians ate.
4. California Indians that lived near the ocean, rivers and lakes fished often. What types of tools did they use to catch fish?
5. Insects were high in protein and California Indians ate earthworms, crickets, and flies. How were insects gathered?
6. California Indians drank other beverages besides water. Name two types of beverages that California Indians drank.
7. California Indians gathered salt from four sources.
List one source California Indians gathered salt from.

8. California Indians often dried foods like fish and acorns.

Drying is a way to preserve food so that it does not go bad. Can you think of two other types of foods that California Indians dried?

9. What foods can you think of that are dried today?

10. What are some other ways of preserving food today and what are some of these foods?

11. California Indians did not eat with forks. What types of utensils did Native Californians use to eat with?

12. California Indians stored dried acorns for the winter months. List two types of storage containers that different California Indian groups used.

13. We have feasts for birthday parties and holidays. What types of important events did California Indians have feasts for?

14. Children often helped their parents hunt and gather food. At what age did children learn to hunt or gather food?

Answer Sheet

1. California Indian women were responsible for gathering plants. List three plant foods California Indians ate.
acorns, mushrooms, seaweed, flowering plants, seeds, berries, nuts, leaves, stems, roots
2. California Indian women boiled food in two ways. Name the two ways California Indians boiled foods.
A clay or stone pot was filled with water and was placed over a fire until the water began to boil or by stone boiling, placing hot rocks that were heated by fire in baskets.
3. List three types of animals that California Indians ate.
rabbits, squirrels, mice, quail, grouse, deer, elk, antelope, mountain sheep, and bear
4. California Indians that lived near the ocean, rivers and lakes fished often. What types of tools did they use to catch fish?
hooks, harpoons, traps, and poison plants
5. Insects were high in protein and California Indians ate crickets, earthworms, and flies. How were insects gathered?
They were gathered by hand or collected in baskets.
6. California Indians drank other beverages besides water. Name two types of beverages that California Indians drank.
berry juices, ciders, nut drinks, and herbal teas

7. California Indians often dried foods like fish and acorns. Drying is a way to preserve food so that it does not go bad. Can you think of two other types of foods that California Indians dried?

wild grapes, berries, the peeled fruit of the prickly pear cactus, corn, beans, muskmelons, wild plants, deer meat, seaweed cakes

8. What foods can you think of that are dried today?

fruit roll-ups, beef jerky, dried fruits, raisins, beans, pumpkin seeds, sunflower seeds

9. What are some other ways of preserving food today and what are some of these foods?

Canning is another way of preserving foods today, such as fruits and vegetables.

10. California Indians gathered salt from four sources. List one source California Indians gathered salt from.

seaweed, grass, mineral deposits, and saline water (marshes, springs, lakes, and the ocean)

11. California Indians did not use forks. What types of utensils did Native Californians use to eat with?

mussel shells, spoons, pots, ladles, baskets, bowls, trays, mats

12. California Indians stored dried acorns for the winter months. Name two types of storage containers that different California Indian groups used.

baskets, pots, granaries

13. We have feasts for birthday parties and holidays. What types of important events did California Indians have feasts for?

weddings, the first salmon arrival, acorn harvests

14. Children often helped their parents hunt and gather food. At what age did children learn to hunt or gather food?

eight to ten years old